



# 2011-12 NOTRE DAME MEN'S BASKETBALL

ATHLETICS MEDIA RELATIONS: Joyce Center Room 112 Notre Dame, IN 46556 Fax: (574) 631-7941  
 MEDIA RELATIONS CONTACTS: Bernadette Cafarelli o: (574) 631-8458 c: (574) 532-0249 cafarelli.1@nd.edu  
 Sean Carroll o: (574) 631-2664 c: (574) 340-2177 carroll.64@nd.edu

## 2011-12 Schedule

Date	Day	Opponent	Time/Result
11/1	Tues.	ST. XAVIER (Exhibition) (UND.COM)	W, 90-72
11/7	Mon.	STONEHILL (Exhibition) (UND.COM)	W, 92-70
11/12	Sat.	MISSISSIPPI VALLEY STATE (UND.COM)	W, 80-67
11/14	Mon.	DETROIT^ (ESPNU)	W, 59-53
11/16	Wed.	SAM HOUSTON STATE^ (UND.COM)	W, 74-41
11/18	Fri.	DELAWARE STATE (UND.COM)	W, 93-69
11/21	Mon.	vs. Missouri@ (21/21) (ESPN2)	L, 58-87
11/22	Tues.	vs. Georgia! (ESPNU)	L, 57-61
11/27	Sun.	BRYANT (UND.COM)	W, 84-59
11/30	Wed.	at Gonzaga (19/18) (ESPN2)	L, 53-73
12/4	Sun.	vs. Maryland\$ (MASN/Versus)	L, 71-78
12/8	Thur.	MAINE (ESPN3)	W, 87-78
12/10	Sat.	DARTMOUTH (ESPN3)	W, 65-47
12/17	Sat.	vs. Indiana% (18/20) (ESPN2)	L, 58-69
12/19	Mon.	SACRED HEART (UND.COM)	W, 106-65
12/27	Tues.	PITTSBURGH* (22/22) (ESPN2)	W, 72-59
1/4	Wed.	at Cincinnati* (BIG EAST Network)	L, 55-71
1/7	Sat.	at Louisville* (11/10) (ESPNU)	W, 67-65 (2OT)
1/10	Tues.	USF* (BIG EAST Network)	W, 60-49
1/14	Sat.	CONNECTICUT* (17/16) (ESPN2)	L, 53-67
1/16	Mon.	at Rutgers* (ESPNU)	L, 58-65
1/21	Sat.	SYRACUSE* (1/1) (ESPN)	W, 67-58
1/25	Wed.	at Seton Hall* (BIG EAST Network)	W, 55-42
1/29	Sun.	at Connecticut* (24/19) (BIG EAST Network)	W, 50-48
2/4	Sat.	MARQUETTE* (15/15) (CBS)	W, 76-59
2/8	Wed.	at West Virginia* (ESPNU)	W, 55-51
2/11	Sat.	DEPAUL* (BIG EAST Network)	W, 84-76
2/15	Wed.	(23/25) RUTGERS* (ESPNU)	W, 71-53
2/18	Sat.	(23/25) at Villanova* (ESPNU)	W, 74-70 (OT)
2/22	Wed.	(20/18) WEST VIRGINIA* (ESPN2)	W, 71-44
2/25	Sat.	(20/18) at St. John's* (ESPN2/ESPN3)	Noon
2/27	Mon.	at Georgetown* (ESPN)	7:00 p.m.
3/2	Fri.	PROVIDENCE* (BIG EAST Network)	7:00 p.m.

### BIG EAST CHAMPIONSHIP

(Madison Square Garden • New York, N.Y.)

3/6	Tues.	First Round	TBD
3/7	Wed.	Second Round	TBD
3/8	Thur.	Quarterfinals	TBD
3/9	Fri.	Semifinals	7:00 p.m./9:00 p.m.
3/10	Sat.	Final	9:00 p.m.

### NCAA CHAMPIONSHIP

3/13-14	First Round (Dayton, Ohio)
3/15-18	Second & Third Rounds (various locations)
3/22-25	Regional Rounds (various locations)
3/31	Final Four - Semifinals (New Orleans, La.)
4/2	Final Four - Final (New Orleans, La.)

^ - CBE Classic (Regional Rounds)

@ - CBE Classic - Kansas City, Mo. (Semifinals)

! - CBE Classic - Kansas City, Mo. (Consolation)

\$ - BB&T Classic - Washington, D.C.

% - Close the Gap Crossroads Classic - Indianapolis, Ind.

\* - BIG EAST Conference Game

Home events in **BOLD CAPS**

All times Eastern

## Game 29

Feb. 25, 2012 • Noon (ET)  
Madison Square Garden (19,786)  
New York, N.Y.



### #20/18 NOTRE DAME Fighting Irish

20-8, 12-3 BIG EAST  
H: 15-1; A: 5-3; N: 0-4



### ST. JOHN'S Red Storm

12-16, 5-10 BIG EAST  
H: 10-6; A: 2-8; N: 0-2

Notre Dame leads series 20-17

### TV/Internet:

ESPN2/ESPN3

Dave Pasch (play-by-play)  
Doris Burke (analyst)

### Radio:

Affiliate listings on Pg. 6  
Broadcast on UND.com  
Jack Nolan (play-by-play)  
Jordan Cornette (analyst)

### Live Stats:

GameTracker (UND.com)

### #20/18 IRISH HEAD TO NEW YORK CITY TO FACE ST. JOHN'S

- #20/18 Notre Dame (20-8, 12-3) will look to extend its program-record nine-game BIG EAST win streak on Saturday at St. John's (12-16, 5-10). Tip-off is scheduled for noon (ET) inside Madison Square Garden. This is the only regular-season meeting between the Irish and Red Storm this season.
- This will be the first of two road games in a three-day span for the Fighting Irish. Notre Dame will play at Georgetown on ESPN's Big Monday.
- Notre Dame is tied with Marquette for second in the BIG EAST standings. The Irish already have clinched a bye into the second round of the BIG EAST Championship.
- Saturday's game will be broadcast by ESPN2/ESPN3 with Dave Pasch (play-by-play) and Doris Burke (analyst) calling the action.
- The Fighting Irish Digital Media radio crew of Jack Nolan (play-by-play) and Jordan Cornette (analyst) will call the action on radio (affiliate listings on Pg. 6) and their broadcast can also be heard on UND.com.
- Saturday will be **Mike Brey's** 200th BIG EAST regular-season game. He has a 124-75 (.623) regular-season record in the league.

### NOTRE DAME-ST. JOHN'S SERIES HISTORY

- Saturday will be the 38th meeting all-time between Notre Dame and St. John's. The Fighting Irish hold a 20-17 edge in the series. Both teams have alternated wins over the course of the last eight games of the series. Last season, the Irish captured a 76-61 home win over the Red Storm (Jan. 8, 2011) before falling at St. John's, 72-54 (Jan. 16, 2011).
- The Irish are 5-6 all-time against St. John's inside Madison Square Garden, including a 1-1 mark in the BIG EAST Tournament. Notre Dame has dropped its last three contests against St. John's inside Madison Square Garden. The last Irish win over the Red Storm in that facility was an 89-62 triumph on March 5, 2004.
- Notre Dame is 11-9 against St. John's since joining the BIG EAST in 1995.
- Head coach **Mike Brey** is 7-6 against St. John's during his Notre Dame tenure.

### FIGHTING IRISH IN MSG

- Notre Dame owns a 55-44 (.556) record all-time when playing inside Madison Square Garden. The Irish went 1-2 inside Madison Square Garden last season. Notre Dame fell to St. John's (72-54) during the regular season and topped Cincinnati (89-51) in the quarterfinals of the BIG EAST Tournament before falling to Louisville (83-77 in ot) in the semifinals.

### NOTRE DAME PROBABLE STARTING LINEUP

No.	Player	Pos.	Ht.	Wt.	Yr.	PPG	RPG	APG
0	Eric Atkins	G	6-1	182	So.	13.0	3.2	4.0
14	Scott Martin	G	6-8	222	Sr.	9.1	5.7	1.7
22	Jerian Grant	G	6-5	195	So.	13.1	3.0	4.9
24	Pat Connaughton	G/F	6-5	206	Fr.	7.1	4.5	0.9
45	Jack Cooley	F	6-9	248	Jr.	12.2	9.2	0.8

## NOTRE DAME 2011-12 ROSTER

No.	Player	Pos	Ht.	Wt.	Yr.	Hometown/High School
0	Eric Atkins	G	6-1	182	So.	Columbia, Md./Mount Saint Joseph
4	Patrick Crowley	G	6-3	190	So.	Los Gatos, Calif./St. Francis
11	Garrick Sherman*	C	6-10	251	Jr.	Kenton, Ohio/Kenton/Michigan State
12	Alex Dragicevich	G	6-7	221	So.	Northbrook, Ill./Glenbrook North
14	Scott Martin	G	6-8	222	Sr.	Valparaiso, Ind./Valparaiso
21	Tim Abromaitis	F	6-8	236	GS	Unionville, Conn./Farmington
22	Jerian Grant	G	6-5	195	So.	Bowie, Md./DeMatha
24	Pat Connaughton	G/F	6-5	206	Fr.	Arlington, Mass./St. John's Prep
25	Tom Knight	F	6-9	250	Jr.	Dixfield, Maine/Dirigo
32	Joey Brooks	G	6-6	220	Jr.	Houston, Texas/Strake Jesuit College Prep
33	Mike Broghammer	F	6-9	265	Jr.	Orono, Minn./Hopkins
45	Jack Cooley	F	6-9	248	Jr.	Glenview, Ill./Glenbrook South

\* - will have to sit out the entire 2011-12 season due to NCAA transfer rules

**Head Coach:** Mike Brey (George Washington '82)  
**Assistant Coach:** Anthony Solomon (Virginia '87)  
**Assistant Coach:** Rod Balanis (Georgia Tech '93)  
**Assistant Coach:** Martin Ingelsby (Notre Dame '01)  
**Coordinator of Basketball Operations:** Harold Swanagan (Notre Dame '02)  
**Athletic Trainer:** Skip Meyer (Central Connecticut State '74)

### Alphabetical Roster

21	Tim Abromaitis	GS/F
0	Eric Atkins	So./G
33	Mike Broghammer	Jr./F
32	Joey Brooks	Jr./G
24	Pat Connaughton	Fr./G/F
45	Jack Cooley	Jr./F
4	Patrick Crowley	So./G
12	Alex Dragicevich	So./G
22	Jerian Grant	So./G
25	Tom Knight	Jr./F
14	Scott Martin	Sr./G
11	Garrick Sherman	Jr./C

### Pronunciation Guide

Tim Abromaitis ..... ab-row-MY-tis  
 Pat Connaughton ..... CONN-uh-tin  
 Jack Cooley ..... COOL-ee  
 Mike Broghammer ..... BROGE-hammer  
 Alex Dragicevich ..... Drag-ee-vich  
 Jerian Grant ..... JARE-in

### Series vs. St. John's

**Notre Dame leads 20-17**

**Home: 12-8, Away: 6-8, Neutral: 2-1**

Date	Site	Result
2-2-59	Notre Dame, IN	W, 72-70
2-2-61	Notre Dame, IN	W, 64-63
1-29-62	Notre Dame, IN	L, 72-76 (2ot)
2-9-63	Jamaica, NY	L, 52-57
2-17-64	Notre Dame, IN	W, 89-83
12-19-64	Jamaica, NY	L, 72-76
2-15-66	Notre Dame, IN	L, 59-77
12-17-66	Jamaica, NY	L, 62-65
2-13-68	Notre Dame, IN	L, 81-83
3-1-69	Jamaica, NY - ot	W, 71-67
2-10-70	Notre Dame, IN	W, 90-76
2-27-71	Jamaica, NY	W, 92-79
2-8-72	Notre Dame, IN	L, 75-86
2-24-73	Nassau, NY %	W, 75-71
2-13-75	New York, NY#	W, 68-67
2-23-91	New York, NY#	L, 55-57
2-29-92	Notre Dame, IN	W, 79-70
1-3-96	New York, NY#	W, 86-83
2-11-96	Notre Dame, IN	L, 66-74
2-4-97	Notre Dame, IN	W, 75-70
12-30-97	Notre Dame, IN	L, 69-79
1-31-98	New York, NY#	W, 73-65
2-24-99	Notre Dame, IN	L, 53-57
1-29-00	Notre Dame, IN	W, 73-60
2-5-01	Notre Dame, IN	W, 83-73
2-27-02	New York, NY#	L, 81-84
3-7-02	New York, NY *	W, 83-63
3-12-03	New York, NY *	L, 80-83
3-5-04	New York, NY#	W, 89-62
1-15-05	Notre Dame, IN	W, 67-66
1-23-07	New York, NY#	L, 68-71
3-5-08	Notre Dame, IN	W, 68-55
1-3-09	New York, NY#	L, 65-71
3-6-09	Notre Dame, IN	W, 74-55
2-14-10	Notre Dame, IN	L, 68-69
1-8-11	Notre Dame, IN	W, 76-61
1-16-11	New York, NY#	L, 54-72

%-Nassau Coliseum

\*-BIG EAST Tournament

#-Madison Square Garden

### STREAKING ALONG

- Notre Dame's current nine-game win streak is the longest BIG EAST win streak in program history and is the third longest for an Irish team under **Mike Brey**. The 2006-07 campaign saw Notre Dame put together a 12-game win streak, while the 2007-08 squad had a 10-game streak.
- Four of Notre Dame's victories during the current nine-game win streak have come on the road. The Irish also have defeated three ranked teams during the streak.
- The Fighting Irish are averaging 67.0 points per game during the streak, while allowing just 55.7 points a game. Notre Dame limited those nine teams to a combined 37.6% (194-516) shooting from the field, including 25.9% (36-139) from three-point range.

### JUST HOW FAR THEY'VE COME

- Following its 65-58 loss at Rutgers on Jan. 16, Notre Dame stood at 11-8 overall and 3-3 in the BIG EAST. Prior to its nine-game win streak, Notre Dame was averaging 68.9 ppg. and allowing its opponents 64.4 ppg. Over the course of the last nine games, the Irish are averaging 67.0 ppg. but allowing their opponents just 55.7 points. In three of those contests, Notre Dame held its opponent to under 50 points.

### Comparing the Numbers

	First 19 games	Last 9 games
FG Pct.	ND 43.2 OPP 41.8	ND 43.9 OPP 37.6
3FG Pct.	ND 32.2 OPP 33.0	ND 38.9 OPP 25.9
FT Pct.	ND 70.4 OPP 72.5	OPP 75.3 OPP 66.4
Rebs.	ND 34.3 OPP 35.5	ND 34.7 OPP 32.3
Pts.	ND 68.9 OPP 64.4	ND 67.0 OPP 55.7

### BREY'S IRISH ONCE AGAIN AMONG THE BEST IN THE BIG EAST

- Notre Dame's 12-3 BIG EAST record is the program's best start through 15 games of BIG EAST play. The 12 league victories are the third-most in program history. The Irish won 14 BIG EAST contests in 2007-08 (14-4) and 2010-11 (14-4).

### Quite A Comeback

- Where does Notre Dame's 74-70 come-from-behind overtime victory at Villanova on Feb. 18 rank? As best as the Notre Dame media relations office can tell, when the Irish erased a 20-point first-half deficit (16 at halftime) against the Wildcats, it matched the largest comeback in school history. Below are other Fighting Irish classic comebacks:

Date	Opponent (H/A/N)	Deficit	Time Left	Halftime Deficit	Final Score
2/18/2012	Villanova (A)	20 (39-19)	1:53 first half	16	74-70 (ot)
1/21/1992	Marquette (A)	20 (45-25)	0:53 first half	18	69-63
1/2/1963	Indiana (N)	19 (45-26)	0:49 first half	16	73-70
1/25/1982	#8 Idaho (H)	18 (28-10)	7:32 first half	10	50-48 (ot)
2/26/1978	#1 Marquette (H)	17 (34-17)	3:20 first half	14	65-59
1/19/1974	#1 UCLA (H)	17 (35-18)	6:02 first half	9	71-70
2/1/1987	#1 North Carolina (H)	16 (32-16)	3:16 first half	9	60-58

## Notre Dame's record in 2011-12 when ...

Played at the Purcell Pavilion.....	15-1
Played on the road.....	5-3
Played at a neutral site.....	0-4
Vs. BIG EAST opponents .....	12-3
Non-conference record .....	8-5
Leading at halftime.....	14-1
Trailing at halftime.....	5-7
Tied at halftime.....	1-0
Playing an overtime game.....	2-0
Shoots .500 or better .....	8-0
Shoots less than .500.....	12-8
Opponents shoots less than .500 .....	19-7
Shoots better than opponent.....	15-2
Shoots worse than opponent.....	4-6
Shoots same as opponent.....	1-0
Makes more free throws than opponent.....	18-2
Makes less free throws than opponent .....	2-5
Same number of free throws .....	0-1
Outrebounded opponents.....	13-0
Outrebounded by opponent .....	7-7
Same number of rebounds.....	0-1
Has fewer turnovers than opponent.....	10-3
Has more turnovers than opponent.....	10-5
Has same number of turnovers .....	0-0
Bench outscores opponent's bench.....	9-1
Outscored by opponent's bench .....	10-7
Bench points are the same.....	1-0
Plays a ranked opponent.....	5-4
Makes 10 or more three-pointers .....	5-0
No Notre Dame player fouls out.....	15-5
One Notre Dame player fouls out.....	5-3
Two or more Notre Dame players foul out...	0-0
Wears White Uniforms .....	14-2
Wears Blue Uniforms .....	5-6
Wears Gold Uniforms.....	1-0
Wears Black Uniforms.....	0-0
Plays in an In-Season Tournament.....	2-2
Plays on Television .....	13-8
Plays in November .....	5-3
Plays in December .....	4-2
Plays in January .....	5-3
Plays in February .....	6-0
Plays in March.....	0-0
Plays in Day Games.....	6-3
Plays in Night Games .....	14-5
Plays on Sundays .....	2-1
Plays on Mondays.....	2-2
Plays on Tuesdays.....	2-1
Plays on Wednesdays .....	5-2
Plays on Thursdays.....	1-0
Plays on Fridays.....	1-0
Plays on Saturdays.....	7-2
Final Margin is 5 points or less .....	4-1
Final Margin is 6-10 points .....	4-2
Final Margin is 11-20 points .....	7-3
Final Margin is 20-plus points.....	5-2
Has a player score 20-plus points .....	11-4
Has a player score 30-plus points .....	0-0
Scores 59 points or less .....	4-7
Scores 60-69 points .....	4-0
Scores 70-79 points .....	6-1
Scores 80-89 points .....	4-0
Scores 90-plus points.....	2-0

- The Fighting Irish have clinched a winning record in BIG EAST play for the third straight season and for the 10th time during head coach **Mike Brey's** 12 seasons at Notre Dame. This marks the third straight season that the Irish have won at least 10 league games. Notre Dame has won 10 or more BIG EAST contests eight times under Brey.

### IRISH POST SIXTH-STRAIGHT 20-WIN SEASON

- Notre Dame has reached the 20-win plateau for the sixth straight season and for the ninth time under head coach **Mike Brey** (12 seasons). The last time the Irish put together six-straight 20-win seasons was from 1983-89 under head coach Digger Phelps.

### TOPPING THE MOUNTAINEERS

- Notre Dame produced a solid all-around effort in Wednesday's 71-44 win over West Virginia.
- The Irish shot 61.4% (27-44) from the field for the game. That matched a season-high percentage for Notre Dame. The Irish also shot 61.4% against Sacred Heart (December 19th).
- Notre Dame shot 63.2% (12-19) from the floor in the first half. That is the highest percentage for the Irish in a first half this season.
- West Virginia's 44 points were a season-low total for the Mountaineers. It also was the lowest point total ever for the Mountaineers against the Irish (39 games). The previous low was 51 from this season's 55-51 Irish win in Morgantown (Feb. 8).

### SECOND HALF SHUTDOWNS

- Notre Dame has used impressive second-half defensive efforts in the past two wins.
- Last Saturday, Villanova was 5-for-21 (.238) from the field in the second half. The five made field goals matched the fewest ever for an Irish opponent in any half of a BIG EAST contest (regular season or tournament). The Wildcats scored just 21 points in the second stanza.
- On Wednesday, the Irish held West Virginia to just 16 points in the second half. That is the lowest second-half total by an Irish opponent this season. The Mountaineers were 6-for-27 (.222) from the field in the period.
- In BIG EAST games this season, Notre Dame has been outscored 408-407 in the first half of play, but the Irish have a 530-444 scoring advantage in the second half.

### IRISH GET OFFENSIVE

- Notre Dame has scored over 70 points in each of the last four games. That's the first time this season that the Irish have netted 70 or more points in four straight contests.

### ROAD WARRIORS

- Notre Dame has won its last four road games. It's the first time the Irish have won that many consecutive games on the road since they captured five straight during the 2000-01 season (Mike Brey's first). All five of those wins occurred in BIG EAST play.

### BIG EAST TRENDS

- Notre Dame is 30-7 (.811) over its last 37 BIG EAST regular-season contests, including a 23-4 (.852) mark in the last 27 league games. The Irish stood 6-8 through 14 regular-season games during the 2009-10 campaign and then won four straight to finish 10-8. Last season, Notre Dame posted a 14-4 regular-season mark in the league.

### PLAYING WELL IN PURCELL

- The Fighting Irish are 99-7 in their last 106 games played at home. That .934 home winning percentage over the course of the last six seasons ranks third nationally.
- The Irish are 34-1 (.971) in their last 35 home games.

### IRISH ENJOY HOME COOKING IN CONFERENCE PLAY

- Notre Dame has gone 46-6 (.885) at home in BIG EAST play over the last six seasons. That is the best home winning percentage for any BIG EAST school in league play over that time period.

### COMEBACK KIDS

- Notre Dame's four-point wins at West Virginia (55-51 on Feb. 8) and Villanova in overtime (74-70 on Feb. 18) provided many dramatic moments for the Irish basketball team.
- In the victory over the Mountaineers, the Irish trailed by three (45-42) with 2:50 to play in the contest, but three-pointers on three consecutive Notre Dame possessions propelled the team to victory. An **Eric Atkins** trey knotted the game at 45-45 with 2:34 to play. After **Jerian Grant** stole the ball on the Mountaineers next possession, he gave the Irish a three-point lead (48-45) on his three-point basket with 1:52 left to play. The final three-point dagger was provided by **Scott Martin** when his trey gave the Irish a 51-45 advantage with 58 seconds to play. Notre Dame extended the lead to eight with two **Jack Cooley** free throws in the final 26 seconds as the Irish outscored the Mountaineers 13-6 in the final 2:50 of the contest.
- Notre Dame methodically cut into Villanova's lead to mount one of the classic comebacks in the 107-year history of the Irish program. The Irish erased a 20-point first-half deficit and a 16-point halftime deficit. The Irish trailed by 10 points with 5:45 remaining before outscoring the Wildcats 16-6 down the stretch. A three-point play by Atkins gave the Irish their first lead in the second half (57-56) with 1:43 left in regulation and the Irish extended the lead to 60-56 on a Grant three-pointer with 59.9 seconds. Villanova scored the final four points of regulation and tied the game with 0.9 seconds to play in regulation. In overtime, Notre Dame outscored Villanova 14-10 and actually was up eight (73-65) with 15.2 seconds remaining. Once again, it was three consecutive three-point daggers that lifted the Irish to victory. **Pat Connaughton**, who finished with 21 points on a career-high seven three-pointers, provided



## Times Led Irish in This Season/Career (Career figure in parenthesis)

<b>Tim Abromaitis</b>		<b>Jack Cooley</b>	
Points 1 (17)		Points 8 (9)	
Rebounds 2 (16)		Rebounds 19 (20)	
Assists 1 (5)		Blocks 20 (30)	
Blocks -- (7)		Steals 4 (6)	
Steals -- (14)			
<b>Eric Atkins</b>		<b>Alex Dragicevich</b>	
Points 8 (10)		Points 1 (1)	
Assists 8 (18)		Assists 3 (3)	
Steals 13 (22)		Blocks 3 (3)	
		Steals 1 (1)	
<b>Mike Broghammer</b>		<b>Jerian Grant</b>	
Rebounds 1 (1)		Points 7 (7)	
Blocks 5 (7)		Rebounds 2 (2)	
Steals 1 (2)		Assists 18 (18)	
		Steals 12 (12)	
<b>Joey Brooks</b>		Blocks 1 (1)	
Points 1 (1)			
Rebounds 1 (2)		<b>Tom Knight</b>	
Steals 1 (5)		Blocks 4 (4)	
Blocks 1 (1)		Steals 1 (1)	
<b>Pat Connaughton</b>		<b>Scott Martin</b>	
Points 3 (3)		Points 1 (2)	
Rebounds 2 (2)		Rebounds 6 (11)	
Blocks 3 (3)		Assists 2 (3)	
Steals 1 (1)		Blocks 4 (7)	
		Steals 6 (10)	

## Number of Games This Season With ... (Career figure in parenthesis)

<b>Double-Figure Points</b>			
Jerian Grant	23	(23)	
Eric Atkins	19	(26)	
Jack Cooley	15	(19)	
Scott Martin	14	(46, 33 at ND)	
Pat Connaughton	7	(7)	
Alex Dragicevich	6	(6)	
Joey Brooks	4	(5)	
Tim Abromaitis	1	(58)	

<b>30-Plus Points</b>			
Tim Abromaitis	--	(3)	

<b>20-Plus Points</b>			
Jack Cooley	5	(5)	
Jerian Grant	4	(4)	
Eric Atkins	3	(3)	
Pat Connaughton	3	(3)	
Tim Abromaitis	1	(22)	
Scott Martin	1	(2, 2 at ND)	
Alex Dragicevich	1	(1)	

<b>10-Plus Rebounds</b>			
Jack Cooley	12	(12)	
Scott Martin	2	(3, 3 at ND)	
Pat Connaughton	1	(1)	
Jerian Grant	1	(1)	
Tim Abromaitis	--	(4)	

<b>Double-Doubles</b>			
Jack Cooley	10	(10)	
Scott Martin	2	(3, 3 at ND)	
Pat Connaughton	1	(1)	
Jerian Grant	1	(1)	
Tim Abromaitis	--	(3)	

## Free-Throw Shooting in Final Five Minutes and Overtime This Season:

Tim Abromaitis	0-0	(.000)
Eric Atkins	26-43	(.605)
Mike Broghammer	2-4	(.500)
Joey Brooks	11-16	(.688)
Pat Connaughton	8-10	(.800)
Jack Cooley	15-21	(.714)
Patrick Crowley	0-0	(.000)
Alex Dragicevich	10-14	(.714)
Jerian Grant	27-34	(.794)
Tom Knight	3-4	(.750)
Scott Martin	11-13	(.846)
<b>Total</b>	113-159	(.711)
<b>Opponents</b>	80-116	(.690)

the first with 2:22 remaining that put the Irish up 65-62 with 2:22 to play. After a Villanova three which tied the game, Grant nailed his third three-pointer of the evening with 1:51 remaining. Connaughton's seventh and final trey gave the Irish a six-point advantage (71-65) with 45.9 seconds.

## DOUBLE-DOUBLE DOMINANCE

- Junior forward **Jack Cooley** has produced a double-double in four of the last five games. He has a team-best 10 double-doubles this season (eight in BIG EAST play).
- Cooley is averaging a double-double in BIG EAST play (14.3 ppg. and 10.4 rpg.) Over the past five games, he is averaging 19.2 ppg. and 12.6 rpg.
- Cooley has scored 21 points or more three times in the last five games. He has reached his career-high point total of 22 four times this season, including in two of the last four contests.

## BIG EAST BIG MAN

- Junior forward **Jack Cooley** is first among all BIG EAST players in shooting percentage for all games (.621) and league games only (.619). He is 38-for-52 (.731) from the field in the last five games.
- In BIG EAST play, Cooley ranks second among all league players with a 10.4 rpg. average. He is averaging a league-best 4.6 offensive rebounds per game in BIG EAST play.
- He ranks fifth in the BIG EAST with a 9.2 rpg. average this season (all games). That includes 3.9 offensive boards per game, which ranks second in the league. He is averaging 1.6 blocked shots per game, which ranks sixth among all BIG EAST players.
- On Monday, Cooley was named to the BIG EAST Weekly Honor Roll for a team-best fifth time this season. He also was named the league's player of the week on Feb. 13.

## GRANT HAS ALL-AROUND GAME

- Sophomore guard **Jerian Grant** scored a game-high 20 points on Wednesday against West Virginia. He was 8-for-11 from the field, including 4-for-5 from three-point range. The four treys were a career-high total. That was his fourth 20-plus point effort of the season (second in BIG EAST play).
- Grant's current nine-game double-figuring scoring streak is the best such streak for any Notre Dame player this season. He has scored in double-figures a team-best 23 times this season.
- Grant, who is in his first season playing with the Irish after sitting out all of last season, has team-high totals in points (367), assists (136), steals (36) and minutes played (993). His 48 made three-pointers also are a team-high total.
- He ranks seventh nationally - and first in the BIG EAST - with a 2.8 assist-to-turnover ratio. His 5.3 assist-per-game average in BIG EAST play ranks sixth in the league. He matched a career-high assist total with nine last Saturday against Villanova.
- Grant is shooting a team-best 80.8% (101-125) from the free throw line this season. That mark ranks ninth among all BIG EAST players.

## ATKINS ON THE ATTACK

- Sophomore point guard **Eric Atkins** is second among all Irish players with a 13.0 ppg. average this season. He averaged 5.8 ppg. last season as a freshman.
- Atkins has reached double-figures in points in seven of the last eight games.
- He has scored 20 or more points in a game three times this season, including a career-high 27 points versus Mississippi Valley State in the season opener.
- Atkins has led Notre Dame in scoring eight times this season, which is tied for the team lead.
- He is shooting 38.2% (39-102) from three-point range this season. That places him 12th among all BIG EAST players.
- Atkins dished out a BIG EAST career-high eight assists in two of the last three games (Rutgers & West Virginia).

## PAT PERFORMING FROM THE PERIMETER

- Freshman guard/forward **Pat Connaughton** was 7-for-12 from three-point range in last Saturday's win at Villanova. The seven treys were the most for an Irish freshman since Chris Thomas had seven against Rutgers on Feb. 6, 2002. Connaughton's seven three-pointers also were the most for any Irish player this season. Connaughton ranks 11th among all BIG EAST players with a .390 three-point percentage in league play.
- Connaughton's 21-point performance against Villanova marked his third 20-plus point effort of the season (second in BIG EAST play).

## LOGGING MAJOR MINUTES

- Three Irish players - **Eric Atkins** (39.5), **Scott Martin** (38.1) and **Jerian Grant** (37.7) - are averaging over 37 minutes a game in BIG EAST play.
- Atkins has played 40-plus minutes 10 times this season, including seven times in league play. He ranks third in the BIG EAST in minutes played (league games only), while Martin is sixth and Grant is eighth.
- In last Saturday's overtime win at Villanova, Atkins played all 45 minutes, while Martin (44), Grant (42) and Jack Cooley (42) all played over 40 minutes.

## LOCKDOWN DEFENSE

- The Fighting Irish defense ranks first in the BIG EAST by surrendering just 58.5 points per game in league play.
- The Irish also boast the top three-point defense (25.3%) in BIG EAST play.

### Wins Coming By Way of Defense

While offense has been the hallmark of Notre Dame teams under head coach Mike Brey, it's defense that has won games for the Irish this season. The Fighting Irish defense ranks first in the BIG EAST by surrendering just 58.5 points per game in league play. In BIG EAST play, Notre Dame has held its opponents to under 60 points in nine contests this season and under 50 points in four games. In the 55-42 win over Seton Hall (Jan. 25), the 42 points marked the fewest allowed by an Irish team in BIG EAST play.

Year		OFF PPG.	DEF PPG.
2000-01	Overall	77.9	69.3
	BIG EAST	75.1	69.8
2001-02	Overall	78.8	68.4
	BIG EAST	74.9	71.2
2002-03	Overall	79.2	71.3
	BIG EAST	78.6	76.5
2003-04	Overall	70.5	67.2
	BIG EAST	70.2	68.2
2004-05	Overall	67.3	64.1
	BIG EAST	67.1	66.9
2005-06	Overall	76.4	70.7
	BIG EAST	78.7	76.4
2006-07	Overall	81.0	68.0
	BIG EAST	75.2	69.9
2007-08	Overall	80.3	71.0
	BIG EAST	80.4	75.8
2008-09	Overall	79.3	73.9
	BIG EAST	75.0	75.1
2009-10	Overall	75.3	68.4
	BIG EAST	73.7	71.7
2010-11	Overall	75.2	65.5
	BIG EAST	71.7	66.9
2011-12	Overall	68.3	61.6
	BIG EAST	64.5	58.5

\*Notre Dame's 64.5 points per game and 58.5 points allowed in BIG EAST play this season both are the lowest ever during Mike Brey's tenure.

### Irish In The NCAA Rankings

(as of games played on Feb. 19)

#### TEAM

##### Fewest Turnovers Per Game

3. 10.2  
(National Leader: Purdue, 8.7)

##### Fewest Personal Fouls Per Game

5. 14.0  
(National Leader: Missouri, 13.7)

##### Assist-To-Turnover Ratio

9. 1.43  
(National Leader: Syracuse, 1.56)

#### INDIVIDUAL

##### Assist-To-Turnover Ratio

7. Jerian Grant, 2.89  
(National Leader: Randy Davis, Ball State, 3.45)

##### Rebounds Per Game

37. Jack Cooley, 9.3  
(National Leader: O.D. Anosike, Siena, 12.7)

### MONUMENTAL MOMENTS

- Notre Dame's current nine-game win streak has produced some significant achievements for the Fighting Irish program.
- The streak began with a 67-58 home win over #1 Syracuse. It was Notre Dame's 10th victory all-time against a top-ranked opponent and the first since 1987.
- The Irish snapped Seton Hall's 12-game home win streak in a 55-42 victory. The Pirates had been 10-0 at home this season. Seton Hall's 42 points were the fewest Notre Dame has ever allowed against a BIG EAST opponent.
- The 50-48 win at Connecticut marked the first time in program history that Notre Dame has won consecutive games at Connecticut. It also was just the second win ever at Hartford's XL Center for the Irish.
- The victory over Marquette snapped its seven-game win streak and it also marked Notre Dame's first two-game win streak over the Golden Eagles since they joined the BIG EAST in 2005.
- The win at West Virginia halted Notre Dame's three-game losing streak in Morgantown.
- Notre Dame overcame a 20-point deficit in a 74-70 overtime win at Villanova on Feb. 18.

### BEATING THE BEST

- The Irish have defeated five AP top-25 teams this season. That is tied for the second most nationally. Notre Dame has topped #1 Syracuse (67-58), #11 Louisville (67-65 in 2ot), #15 Marquette (76-59), #22 Pittsburgh (72-59) and #24 Connecticut (50-48).
- Notre Dame is 7-4 against teams currently in the RPI top 50.

### CLOSE GAMES ... NO PROBLEM

- Notre Dame's four-point overtime win over Villanova last Saturday marked the fourth straight for the Irish this season in games decided by five or less points. Overall, Coach Mike Brey's squad is 4-1 this season in games decided by that margin.
- In fact, dating back to the 2010-11 campaign, Notre Dame is 10-1 in its last 11 games decided by five or fewer points. Last year's squad was a perfect 6-0 in those contests.

### Irish In The BIG EAST Rankings

(as of games played on Feb. 23)

#### ALL GAMES

##### TEAM

(top-5 rankings only)

##### Assist-To-Turnover Ratio

2. 1.4

##### Free Throw Percentage

3. .719

##### 3-Point Field Goals Made Per Game

4. 6.8

##### 3-Point Defense

4. .308

##### Scoring Defense

5. 61.6

#### INDIVIDUAL

(top-10 rankings only)

##### Assist-To-Turnover Ratio

1. Jerian Grant, 2.8

##### Field Goal Percentage

1. Jack Cooley, .621

##### Offensive Rebounds Per Game

2. Jack Cooley, 3.9

##### Minutes Played Per Game

4. Eric Atkins, 38.0

##### Rebounds Per Game

5. Jack Cooley, 9.2

##### Blocked Shots Per Game

6. Jack Cooley, 1.6

##### Assists Per Game

8. Jerian Grant, 4.9

##### Defensive Rebounds Per Game

8. Jack Cooley, 5.3

##### Free Throw Percentage

9. Jerian Grant, .808

#### CONFERENCE GAMES ONLY

##### TEAM

(top-5 rankings only)

##### Scoring Defense

1. 58.5

##### 3-Point Defense

1. .253

##### Assist-To-Turnover Ratio

3. 1.4

##### Scoring Margin

3. +6.1

##### 3-Point Field Goals Made Per Game

3. 7.0

##### Defensive Rebounds Per Game

5. 23.7

##### Field Goal Percentage Defense

5. .395

##### Assists Per Game

5. 14.4

#### INDIVIDUAL

(top-10 rankings only)

##### Field Goal Percentage

1. Jack Cooley, .619

##### Offensive Rebounds Per Game

1. Jack Cooley, 4.6

##### Rebounds Per Game

2. Jack Cooley, 10.4

##### Assist-To-Turnover Ratio

3. Jerian Grant, 2.5

5. Eric Atkins, 2.1

##### Minutes Played Per Game

3. Eric Atkins, 39.5

6. Scott Martin, 38.1

8. Jerian Grant, 37.7

##### Blocked Shots Per Game

4. Jack Cooley, 1.7

##### Defensive Rebounds Per Game

6. Jack Cooley, 5.8

9. Scott Martin, 5.3

##### Assists Per Game

6. Jerian Grant, 5.3

##### Free Throw Percentage

7. Jerian Grant, .818

##### 3-Pointers Made Per Game

8t. Jerian Grant, 2.0

### Brey Now Fifth All-Time In BIG EAST Wins

• **Mike Brey** is in his 12th season along the Irish sidelines. He is the third-longest tenured coach in the BIG EAST, behind only Jim Boeheim of Syracuse and Jim Calhoun of Connecticut. Brey stands fifth all-time in career BIG EAST victories (both regular-season and tournament) with his 131-86 (.604) mark. He is one of nine coaches in BIG EAST history to record 100 conference wins.

### Taking Care Of The Basketball

Under Irish head coach Mike Brey, Notre Dame always has been a team that has had a high number of assists and very few turnovers. Here's a look at the Irish under Brey:

	FGs	Assts	TOs	Asst/Bskt	Asst/TO
2000-01	814	527	434	.647	1.21
2001-02	934	629	435	.673	1.45
2002-03	917	558	446	.609	1.25
2003-04	766	434	329	.567	1.32
2004-05	671	415	341	.618	1.22
2005-06	772	468	364	.606	1.29
2006-07	869	552	414	.635	1.33
2007-08	914	608	429	.665	1.42
2008-09	988	601	343	.608	1.75
2009-10	918	585	362	.637	1.62
2010-11	843	563	364	.668	1.55
2011-12	652	411	284	.630	1.45

### 436 and Counting

Notre Dame has made at least one three-pointer in 436 straight contests dating back to the 1998-99 campaign. The Fighting Irish have made at least one three pointer during every game of the Mike Brey era. The last time an Irish team failed to hit a three-pointer in a game was in a 101-70 loss to Connecticut at the Hartford Civic Center on Jan. 12, 1999. Notre Dame finished 0-7 from beyond the arc in that contest.

### Dantley To Join Notre Dame Ring of Honor

Former Irish basketball great and U.S. Olympian Adrian Dantley, the 1976 national college basketball player of the year and a member of the Naismith National Basketball Hall of Fame, will become the fourth inductee into the Notre Dame Basketball Ring of Honor on Friday, March 2, 2012. The ceremony will take place during halftime of Notre Dame's final regular-season home game against Providence at Purcell Pavilion at the Joyce Center.

Dantley, who enjoyed a stellar three-year career in an Irish uniform from 1973-76, will join Austin Carr, Luke Harangody and Ruth Riley as a member of Notre Dame's Ring of Honor. Harangody, who played for the Irish from 2006-10, was the school's first inductee in Feb. 2010. Riley (1997-2001), who helped lead the Irish women's basketball program to the national championship in '01, became the second member of the Ring of Honor in Nov. 2010, while Austin Carr (1968-71), who still remains the program's career scoring leader with 2,560 points, became the third honoree when he was inducted in Feb. 2011.

• The Irish are 2-0 in overtime games this season. In addition to the 74-70 overtime triumph at Villanova, Notre Dame won at Louisville, 67-65, in double-overtime on Jan. 7. The Fighting Irish are 9-8 in overtime contests during the **Mike Brey** era (12 seasons). That includes a 5-1 mark in the last six overtime games.

### DRAINING FROM DEEP

• The Fighting Irish are averaging 6.8 made three-pointers per game this season. That places them fourth among all BIG EAST teams.  
• Notre Dame has made 10 or more three-pointers in a game five times this season (twice in BIG EAST play). The Irish are 5-0 in those contests.

### CASHING IN FROM THE CHARITY STRIPE

• Notre Dame ranks third in the BIG EAST with a .719 free throw percentage (all games). The Irish have made more free throws (419) than their opponents have attempted (408) this season.

### PROTECTING THE ROCK

• Notre Dame ranks ninth nationally - and second among all BIG EAST teams - with a 1.4 assist-to-turnover ratio this season.  
• The Fighting Irish rank third nationally - and first in the BIG EAST - in fewest turnovers per game (10.2).  
• Over the last three games, the Irish have had an assist on 53 of their 72 made field goals. Notre Dame has only committed 25 turnovers combined in those three contests.  
• Notre Dame ranks fifth in BIG EAST play with 14.4 assists per game.  
• The Irish have had fewer than 10 turnovers in a game 12 times this season (six times in BIG EAST play). Notre Dame had a season-low four turnovers against Sacred Heart (Dec. 19). The BIG EAST low was five at West Virginia (Feb. 8).

### SPREADING THE WEALTH

• Seven different Irish players have posted a team-high point total in a game this season.  
• Sophomore point guard **Eric Atkins** and junior forward **Jack Cooley** have both led the Irish in scoring a team-best eight times this season.

### TOPPING 20

• Seven Notre Dame players - **Tim Abromaitis**, **Eric Atkins**, **Pat Connaughton**, **Jack Cooley**, **Alex Dragicevich**, **Jerian Grant** and **Scott Martin** - have scored 20 or more points in a game this season.  
• Cooley has scored 20-plus points a team-best five times this season.

### DOUBLE-DUTY

• Freshman guard/forward **Pat Connaughton** also is a pitcher on the Fighting Irish baseball team. Connaughton is the 66th Notre Dame student-athlete to compete in both basketball and baseball and the first to do so since Tom Hansen during the 1973-74 academic year.  
• *Baseball America* ranks Connaughton as the 29th best freshman in the country. He is rated as the #4 Major League Baseball draft prospect in the BIG EAST according to *Perfect Game*, which ranks him as a 1-3 round draft pick in 2014.

### 2011-12 Notre Dame Men's Basketball on the Radio

Fighting Irish Digital Media (FIDM) will originate the Notre Dame Basketball Radio Network in 2011-2012.

Affiliates: WSBT AM 960 (South Bend, Ind.); WLS AM 890 (Chicago, Ill.); WXNT-AM 1430 in Indianapolis, Ind.; WNUY-FM 100.1 (Fort Wayne, Ind.); WRSW ESPN 1480 AM (Warsaw, Ind.); WEFM FM 95.9 (Michigan City, Ind.); WLUV-AM 1520 (Rockford, Ill.); WVIL-FM 101.3 (Jacksonville/Peoria, Ill.); WJLS-AM 560 (Beckley, W.Va.); WKXX-AM 1600 (Wheeling, W.Va.); SiriusXM Satellite Radio (129) and worldwide on UND.com.

### 2011-12 Mike Brey Radio Show

The Mike Brey Radio Show is broadcast live from O'Rourke's Public House just south of the Notre Dame campus on Thursdays at 7:00 p.m. (ET) during the basketball season. Irish fans can join head coach Mike Brey as well as Irish players for an in-depth look inside Notre Dame Basketball. Notre Dame Men's Basketball play-by-play announcer Jack Nolan hosts the show which can be heard live on NewsRadio 960 WSBT-AM in South Bend and worldwide on UND.com. The show can also be heard Friday nights on Sirius XM College Sports Nation Channel 91.

### Schedule (only lists remaining shows)

Show #11 Thurs., March 1, 2012





### 2011-12 BIG EAST STANDINGS

(as of games played on Feb. 23)

	BIG EAST Record	Overall Record
Syracuse#^	15-1	28-1
<b>NOTRE DAME*</b>	<b>12-3</b>	<b>20-8</b>
Marquette*	12-3	23-5
Cincinnati	10-5	20-8
Georgetown	10-5	20-6
USF	10-5	17-11
Louisville	9-6	21-7
Seton Hall	8-8	19-9
Connecticut	7-8	17-10
West Virginia	7-8	17-11
St. John's	5-10	12-16
Rutgers	4-11	12-16
Pittsburgh	4-11	15-13
Villanova	4-11	11-16
Providence	2-13	13-15
DePaul	2-13	11-16

\* - clinched bye to BIG EAST Championship second round

^ - clinched bye to BIG EAST Championship quarterfinals

# - clinched share of regular-season title

#### Players of the Week

Nov. 21	Herb Pope - Sr., F, Seton Hall
Nov. 28	Kris Joseph - Sr., F, Syracuse
Dec. 5	Hollis Thompson - Jr., F, Georgetown
Dec. 12	Darryl Bryant - Sr., G, West Virginia
Dec. 19	Russ Smith - So., G, Louisville
Dec. 26	Kevin Jones - Sr., F, West Virginia
Jan. 2	Sean Kilpatrick - So., G, Cincinnati
Jan. 9	Darryl Bryant - Sr., G, West Virginia
Jan. 16	Dion Dixon - Sr., G, Cincinnati
Jan. 23	Maalik Wayns - Jr., G, Villanova
Jan. 30	Darius Johnson-Odom - Sr., G, Marquette
Feb. 6	Tray Woodall - Jr., G, Pittsburgh
<b>Feb. 13</b>	<b>Jack Cooley - Jr., F, Notre Dame</b>
Feb. 20	Jae Crowder - Sr., F, Marquette

#### Rookies of the Week

Nov. 21	<b>Jerian Grant - So., G, Notre Dame</b>
Nov. 28	Andre Drummond - Fr., C, Connecticut
Dec. 5	LaDontae Henton - Fr., F, Providence
Dec. 12	LaDontae Henton - Fr., F, Providence
Dec. 19	Andre Drummond - Fr., C, Connecticut
Dec. 26	Andre Drummond - Fr., C, Connecticut
Jan. 2	Eli Carter - Fr., G, Rutgers
Jan. 9	D'Angelo Harrison - Fr., G, St. John's
Jan. 16	Andre Drummond - Fr., C, Connecticut
Jan. 23	JayVaughn Pinkston - Fr., F, Villanova
Jan. 30	Moe Harkless - Fr., F, St. John's
<b>Feb. 6</b>	<b>Pat Connaughton - Fr., G/F, Notre Dame</b>
	Chane Behanan - Fr., F, Louisville
Feb. 13	JayVaughn Pinkston - Fr., F, Villanova
Feb. 20	Anthony Collins - Fr., G, USF

#### Notre Dame Weekly Honor Roll Honorees

Eric Atkins - So., G (2/6)  
 Jack Cooley - Jr., F (12/12, 12/26, 1/9, 1/23, 2/20)  
 Alex Dragicevich - So., G (1/2)  
 Jerian Grant - So., G (1/30)

**2011-12 Notre Dame Men's Basketball Press Conferences**  
 (Contact Bernie Cafarelli at (574) 631-7516 or at  
 cafarelli.1@nd.edu for teleconference number information)

Wednesday, Feb. 29 10:00 a.m. (ET)

### 2011-12 BIG EAST Preseason Coaches' Poll

	Pts.
1. Connecticut (7)	209
Syracuse (5)	209
3. Louisville (3)	201
4. Pittsburgh (1)	188
5. Cincinnati	169
6. Marquette	155
7. West Virginia	132
8. Villanova	127
<b>9. NOTRE DAME</b>	<b>114</b>
10. Georgetown	104
11. Rutgers	75
12. St. John's	71
13. Seton Hall	56
14. USF	43
15. Providence	40
16. DePaul	27

First-place votes in parentheses

### 2011-12 BIG EAST Preseason Awards

#### PLAYER OF THE YEAR

Ashton Gibbs, Pittsburgh

#### ROOKIE OF THE YEAR

Andre Drummond, Connecticut

#### PRESEASON FIRST TEAM

**Tim Abromaitis, Notre Dame, F, Gr.**

Ashton Gibbs, Pittsburgh, G, Sr.

Jeremy Lamb, Connecticut, G/F, So.

Darius Johnson-Odom, Marquette, G, Sr.

Kris Joseph, Syracuse, F, Sr.

Kevin Jones, West Virginia, F, Sr.

#### PRESEASON SECOND TEAM

Yancy Gates, Cincinnati, F, Sr.

Alex Oriakhi Connecticut, F/C, Jr.

Peyton Siva, Louisville, G, Jr.

Scoop Jardine, Syracuse, G, Sr.

Maalik Wayns, Villanova, G, Jr.

#### HONORABLE MENTION

Andre Drummond, Connecticut, C, Fr.

Shabazz Napier, Connecticut, G, So.

Cleveland Melvin, DePaul, F, So.

Jae Crowder, Marquette, F, Sr.

Augustus Gilchrist, USF, F/C, Sr.

### National Polls

#### Associated Press Top 25 (Feb. 20)

1. Kentucky
<b>2. Syracuse</b>
<b>3. Missouri</b>
4. Kansas
5. Duke
6. Michigan State
7. North Carolina
8. Ohio State
<b>9. Georgetown</b>
<b>10. Marquette</b>
11. Michigan
12. Florida
13. Baylor
14. Murray State
15. Florida State
16. Wisconsin
<b>17. Louisville</b>
18. New Mexico
19. Wichita State
<b>20. NOTRE DAME</b>
21. UNLV
22. Temple
<b>23. Indiana</b>
24. San Diego State
25. Virginia

#### ESPN/USA Today Coaches Poll (Feb. 20)

1. Kentucky
<b>2. Syracuse</b>
<b>3. Missouri</b>
4. Duke
5. Kansas
6. Michigan State
7. North Carolina
<b>8. Georgetown</b>
9. Ohio State
<b>10. Marquette</b>
11. Florida
12. Murray State
13. Michigan
14. Baylor
15. Wisconsin
16. Florida State
<b>17. Louisville</b>
<b>18. NOTRE DAME</b>
19. Wichita State
20. UNLV
21. New Mexico
22. Temple
23. Saint Mary's
<b>24. Indiana</b>
25. San Diego State

Bold indicates 2011-12 Irish opponent

#### Solid Schedule

• Six teams on Notre Dame's 2011-12 schedule are ranked in the latest Associated Press top-25 poll (Feb. 20), including four top-10 squads (#2 Syracuse, #3 Missouri, #9 Georgetown, #10 Marquette). The other ranked Irish opponents are #17 Louisville and #23 Indiana. Notre Dame is 5-4 against ranked opponents this season. The five wins over AP top-25 teams are tied for the second-most nationally this season.

## 2011-12 GAME-BY-GAME STARTING LINEUP

Date	Opponent (Result)	Starting Lineup	# of Times	Record With Lineup
11/12	Mississippi Valley State (W, 80-67)	Atkins-Brooks-Cooley-Grant-Martin ^	1	1-0
11/14	Detroit (W, 59-53)	Atkins-Brooks-Cooley-Grant-Martin	2	2-0
11/16	Sam Houston State (W, 74-41)	Brooks-Cooley-Dragicovich-Grant-Martin ^	1	1-0
11/18	Delaware State (W, 93-69)	Connaughton-Cooley-Dragicovich-Grant-Martin ^	1	1-0
11/21	Missouri (L, 58-87)	Abromaitis-Atkins-Cooley-Grant-Martin ^	1	0-1
11/22	Georgia (L, 57-61)	Abromaitis-Atkins-Cooley-Grant-Martin	2	0-2
11/27	Bryant (W, 84-59)	Atkins-Brooks-Connaughton-Grant-Martin ^	1	1-0
11/30	Gonzaga (L, 53-73)	Atkins-Brooks-Cooley-Grant-Martin	3	2-1
12/4	Maryland (L, 71-78)	Atkins-Brooks-Grant-Knight-Martin ^	1	0-1
12/8	Maine (W, 87-78)	Atkins-Brooks-Grant-Knight-Martin	2	1-1
12/10	Dartmouth (W, 65-47)	Atkins-Connaughton-Cooley-Dragicovich-Knight ^	1	1-0
12/17	Indiana (L, 58-69)	Atkins-Cooley-Dragicovich-Grant-Martin ^	1	0-1
12/19	Sacred Heart (W, 106-65)	Atkins-Cooley-Dragicovich-Grant-Martin	2	1-1
12/27	Pittsburgh (W, 72-59)	Atkins-Cooley-Dragicovich-Grant-Martin	3	2-1
1/4	Cincinnati (L, 55-71)	Atkins-Cooley-Dragicovich-Grant-Martin	4	2-2
1/7	Louisville (W, 67-65 2OT)	Atkins-Cooley-Dragicovich-Grant-Martin	5	3-2
1/10	USF (W, 60-49)	Atkins-Cooley-Dragicovich-Grant-Martin	6	4-2
1/14	Connecticut (L, 53-67)	Atkins-Cooley-Dragicovich-Grant-Martin	7	4-3
1/16	Rutgers (L, 58-65)	Atkins-Brooks-Cooley-Grant-Martin	4	2-2
1/21	Syracuse (W, 67-58)	Atkins-Connaughton-Cooley-Grant-Martin ^	1	1-0
1/25	Seton Hall (W, 55-42)	Atkins-Connaughton-Cooley-Grant-Martin	2	2-0
1/29	Connecticut (W, 50-48)	Atkins-Connaughton-Cooley-Grant-Martin	3	3-0
2/4	Marquette (W, 76-59)	Atkins-Connaughton-Cooley-Grant-Martin	4	4-0
2/8	West Virginia (W, 55-51)	Atkins-Connaughton-Cooley-Grant-Martin	5	5-0
2/11	DePaul (W, 84-76)	Atkins-Connaughton-Cooley-Grant-Martin	6	6-0
2/15	Rutgers (W, 71-53)	Atkins-Connaughton-Cooley-Grant-Martin	7	7-0
2/18	Villanova (W, 74-70 OT)	Atkins-Connaughton-Cooley-Grant-Martin	8	8-0
2/22	West Virginia (W, 71-44)	Atkins-Connaughton-Cooley-Grant-Martin	9	9-0

^ - Indicates first time that lineup was used

The Irish have used nine different starting lineups this season (28 games).

### Injuries And Illness Inflicted The Irish Early

Notre Dame suffered through a rash of illness and injuries during the early portion of the 2011-12 campaign. Five of Notre Dame's 10 scholarship players missed a game by the ninth contest of the season. Here is the breakdown of the games missed:

	Games Missed	Reason
Tim Abromaitis*	26	NCAA Suspension (4 games) Torn ACL (22 games)
Eric Atkins	2	Illness
Joey Brooks	1	Illness
Jack Cooley	1	Illness
Scott Martin	1	Concussion

\* - Will miss remainder of season with torn ACL

### Shuffling The Lineup

- Notre Dame has used nine different starting lineups this season (out of 28 games played). **Jerian Grant** and **Scott Martin** both have a team-high 27 starts this season.
- The quintet of **Eric Atkins**, **Pat Connaughton**, **Jack Cooley**, **Jerian Grant** and **Scott Martin** has started the last nine games - and nine games overall this season. The Irish are 9-0 with that starting lineup.
- Six different Irish players - **Joey Brooks** (Jr./G), **Jack Cooley** (Jr./F), **Tom Knight** (Jr./F), **Jerian Grant** (So./G), **Alex Dragicovich** (So./G) and **Pat Connaughton** (Fr./G-F) - have made their first career start this season.

### Atkins Added As Captain

On December 26, sophomore point guard **Eric Atkins** was named Notre Dame's third captain for the 2011-12 season. Seniors **Tim Abromaitis**, who is out for the remainder of the campaign due to a torn ACL, and **Scott Martin** are the other Fighting Irish captains.

### Instant Impact

**Pat Connaughton** and **Jerian Grant** became the fifth and sixth Notre Dame rookies to score 20-plus points in a game during the Mike Brey era (12 seasons). Here is the list of Irish freshmen/first-year players who have accomplished the feat in the Brey era:

Player	Season	20+ Games	30+ Games	High
Chris Thomas (G)	2001-02	9	2	32
Torin Francis (F)	2002-03	4	-	25
Luke Harangody (F)	2006-07	3	-	22
Tory Jackson (G)	2006-07	2	-	21
Jerian Grant* (G)	2011-12	4	-	22
Pat Connaughton (G/F)	2011-12	3	-	24

\* - A sophomore with rookie status since he did not play during his freshman season in 2010-11.

- **Pat Connaughton's** seven made three-pointers against Villanova (Feb. 18) were the most for an Irish freshman since Chris Thomas had seven against Rutgers on Feb. 6, 2002.
- With his 23-point, 11-rebound effort against Marquette (Feb. 4), Connaughton became the first Notre Dame true freshman to record a double-double since Luke Harangody's 20-point, 11-rebound performance on March 8, 2007 versus Syracuse in the BIG EAST tournament. Connaughton's 23 points were the most for a Notre Dame player in a BIG EAST game this season.
- Connaughton's 24 points against Sam Houston State (Nov. 16) were the most for a Notre Dame freshman since Torin Francis had 25 against Arizona in the Sweet 16 of the 2003 NCAA Tournament (March 27, 2003).
- Connaughton's 24 points against Sam Houston State were the most bench points by an Irish player since Chris Quinn netted 25 against Quinnipiac during the 2003-04 campaign (Dec. 23, 2003).



# ALL ABOUT ABRO

## IN THE IRISH RECORD BOOK

### Three-Point Field Goals Made

1.	Colin Falls	2003-07	331
2.	Chris Thomas	2001-05	302
3.	Matt Carroll	1999-03	301
4.	Kyle McAlarney	2005-09	298
5.	David Graves	1998-02	259
6.	Ryan Hoover	1992-96	248
7.	Chris Quinn	2002-05	239
8.	Ryan Ayers	2005-09	170
9.	Martin Ingelsby	1997-01	167
10.	<b>Tim Abromaitis</b>	<b>2007-11</b>	<b>160</b>
11.	Ben Hansbrough	2009-11	154
12.	Russell Carter	2003-07	139
13.	Luke Zeller	2005-09	107
14.	Tory Jackson	2006-10	103
15.	Pat Garrity	1994-98	100
16.	Antoni Wych	1995-99	93
17.	Elmer Bennett	1988-92	91
18.	Jordan Cornette	2001-05	74
19.	Joe Fredrick	1986-90	73
20.	Rob Kurz	2004-08	72

### Three-Point Field Goals Attempted

1.	Chris Thomas	2001-05	833
2.	Colin Falls	2003-07	826
3.	Matt Carroll	2002-03	762
4.	Kyle McAlarney	2005-09	687
5.	Ryan Hoover	1992-96	680
6.	David Graves	1998-02	630
7.	Chris Quinn	2002-06	573
8.	Ryan Ayers	2005-09	401
9.	Martin Ingelsby	1997-01	394
10.	<b>Tim Abromaitis</b>	<b>2007-11</b>	<b>390</b>
11.	Ben Hansbrough	2009-11	362
12.	Russell Carter	2003-07	342
13.	Antoni Wych	1995-99	333
14.	Tory Jackson	2006-10	320
15.	Luke Zeller	2005-09	297
16.	Pat Garrity	1994-98	279
17.	Elmer Bennett	1988-92	259
18.	Jordan Cornette	2001-05	245
19.	Troy Murphy	1998-01	191
20.	Pete Miller	1993-97	190

### Three-Point Field Goal Percentage (Min. 120 Attempted)

1.	Joe Fredrick	1986-90	.490
2.	Kyle McAlarney	2005-09	.434
3.	Ben Hansbrough	2009-11	.425
4.	Ryan Ayers	2005-09	.424
	Martin Ingelsby	1997-01	.424
6.	Chris Quinn	2002-06	.417
7.	David Graves	1998-02	.411
8.	<b>Tim Abromaitis</b>	<b>2007-11</b>	<b>.410</b>
9.	Rob Kurz	2004-08	.409
10.	David Rivers	1984-88	.406
	Russell Carter	2003-07	.406
12.	Colin Falls	2003-07	.401
13.	Keith Friel	1996-98	.397
14.	Matt Carroll	1999-03	.395
15.	Jamere Jackson	1987-90	.380
	Jonathan Peoples	2006-10	.377
17.	Kevin Ellery	1988-91	.372
18.	Carl Cozen	1991-94	.370
19.	Ryan Hoover	1993-96	.365
20.	Chris Thomas	2001-05	.363



### Abro Out

• Forward **Tim Abromaitis** suffered a torn anterior cruciate ligament (ACL) in his right knee at a morning team practice on Nov. 25 and will miss the remainder of the 2011-12 campaign. Abromaitis, who is in his fifth season with the Irish, had played in two games (Missouri and Georgia) and was averaging 14.0 points and 7.0 rebounds. He had missed Notre Dame's first four games due to a misunderstanding of a technicality in an NCAA rule governing seasons of competition that dated back to the 2008-09 campaign when he played in the first two exhibitions of his sophomore campaign and then sat out the remainder of that season.

• Abromaitis was selected to the 2011-12 preseason watch lists for both the John R. Wooden Award and the Naismith Trophy. Both awards are presented annually to the national player of the year. He also was named to the six-man preseason All-BIG EAST First Team. In addition, the Irish forward is one of 30 candidates up for the Lowe's Senior CLASS Award.

### Tim Abromaitis Honors and Awards

- 2011-12 Preseason All-BIG EAST First Team
- John R. Wooden Award Preseason Top 50 List (2011-12)
- Naismith Trophy Preseason Watch List (2011-12)
- Lowe's Senior CLASS Award Candidate (2011-12)
- Capital One First Team Academic All-American (2011)
- *ESPN The Magazine* First Team Academic All-American (2010)
- BIG EAST Scholar Athlete of the Year (2010 & 2011)
- BIG EAST Sports Excellence Award (2010 & 2011)
- Third Team All-BIG EAST (2011)
- BIG EAST Honorable Mention (2010)
- Four-Time BIG EAST Weekly Honor Roll Selection
- Four-Time BIG EAST Academic All-Star
- Notre Dame Club of St. Joseph Valley Rockne Student-Athlete Award (2010 & 2011)
- Notre Dame Co-Most Improved Player Award (2010)
- Team Captain (2010-11, 2011-12)
- Old Spice Classic MVP (2010)
- Graduate of Notre Dame's Mendoza College of Business
  - Bachelor's Degree in Finance (2010) - 3.73 GPA
  - MBA (2011)
- 2011 World University Games Participant
  - Started three games and averaged 6.4 ppg and 4.3 rpg.
  - Team USA posted a 7-1 record (fifth-place finish)

# HOME SWEET HOME

## NOTRE DAME KNOCKS OFF #1 AGAIN

### Home Winning Percentage Leaders Since the Beginning of 2006-07 Season (as of games played on Feb. 23)

	Team	Wins	Losses	Percentage
1.	Kansas	104	4	96.30
2.	Utah State	93	6	93.94
3.	<b>NOTRE DAME</b>	<b>99</b>	<b>7</b>	<b>93.40</b>
4.	BYU	88	7	92.63
5.	Memphis	106	9	92.17
6.	Ohio State	105	9	92.11
7.	Duke	92	8	92.00
8.	Michigan State	90	8	91.84
9.	Xavier	84	8	91.30
10.	Wisconsin	91	10	90.10

- Notre Dame is 34-1 in its last 35 home games.
- The Fighting Irish concluded their 2010-11 home slate with a perfect 17-0 mark. It's the third undefeated season at Purcell Pavilion at the Joyce Center in the last five years and the fifth overall for Notre Dame since the building opened at the start of the 1968-69 campaign. The other perfect home seasons occurred in: 1973-74 (15-0), 1985-86 (15-0), 2006-07 (18-0) and 2007-08 (17-0).
- Over the course of the last five seasons, Notre Dame is the only school nationally to go undefeated at home in three seasons (Duke and Kansas have done it twice).

### BIG EAST Home Records in League Play Since the Beginning of 2006-07 Season (as of games played on Feb. 23)

	Team	Wins	Losses	Percentage
1.	<b>NOTRE DAME</b>	<b>46</b>	<b>6</b>	<b>88.46</b>
2.	Louisville	42	9	82.35
3.	Pittsburgh	41	11	78.85
4.	Marquette	40	12	76.92
	Syracuse	40	12	76.92
6.	West Virginia	38	13	74.51
7.	Connecticut	37	14	72.55
	Georgetown	37	14	72.55
9.	Villanova	33	19	63.46
10.	Cincinnati	29	23	55.77
11.	Seton Hall	28	24	53.85
12.	St. John's	26	26	50.00
13.	Providence	24	28	46.15
14.	USF	22	29	43.14
15.	Rutgers	15	36	29.41
16.	DePaul	12	39	23.53

- The 67-58 win over Syracuse on Jan. 21 was Notre Dame's 10th all-time against a top-ranked team. Notre Dame is 10-23 all-time against No. 1 ranked teams. Eight of the victories have come against the top-ranked team in the Associated Press poll, which is the ranking the NCAA uses to recognize wins over No. 1 teams. The eight wins are tied for fourth nationally.
- It was Notre Dame's first win over a No. 1 since topping North Carolina, 60-58, on Feb. 1, 1987 inside Purcell Pavilion.
- Notre Dame has won an NCAA record six straight home games against No. 1 teams. The Irish are 7-3 at home against top-ranked teams.
- It was the third time an un-ranked Irish squad defeated a No. 1 team in 18 tries.
- Notre Dame never trailed in the win over Syracuse. The largest Irish lead was 18 points (35-17 with 1:28 left in the first half).

### WHAT A RUN

- The Irish have gone 69-34 (.670) in BIG EAST regular-season play over the past six seasons.
- The 14 regular-season BIG EAST victories in 2010-11 tied the program standard. The Fighting Irish went 14-4 in BIG EAST play in 2007-08.
- Notre Dame's 15 BIG EAST wins (14 regular season, 1 tournament) last season were the most in program history (combined regular season and tournament).
- Last season's 27 wins overall (27-7) were the most in the modern era of Fighting Irish basketball. Notre Dame's highest win total ever was 33 (33-7) in 1908-09.

### POSTSEASON STRETCH

Notre Dame has earned appearances in the postseason in each of the last 12 seasons, which marks the longest stretch in school history. The Irish have been to the NCAA Tournament on seven occasions and the National Invitation Tournament (NIT) five times during this current stretch. Under head coach **Mike Brey**, Notre Dame has played in the NCAAs seven times and NIT four times.

### 107 YEARS AND STRONG

The 2011-12 campaign marks the 107th season of basketball at Notre Dame and the 17th season as a member of the BIG EAST Conference. Notre Dame teams have posted an all-time record of 1721-935 for a .648 winning percentage. In 16-plus seasons as a member of the BIG EAST, the Irish own a 159-128 (.554) record in conference regular-season play.

## IRISH ENJOYING SUCCESSFUL RUN IN LEAGUE PLAY

### BIG EAST Records Since the Beginning of 2006-07 Season (as of games played on Feb. 23)

		Overall		
		Wins	Losses	Percentage
1.	Syracuse	158	49	.763
2.	Pittsburgh	155	51	.752
3.	Louisville	147	55	.728
4.	Georgetown	138	56	.711
5.	<b>NOTRE DAME</b>	<b>140</b>	<b>58</b>	<b>.707</b>
6.	Marquette	141	60	.701
7.	West Virginia	145	62	.700
8.	Connecticut	138	63	.687
9.	Villanova	131	68	.658
10.	Cincinnati	107	85	.557
11.	Seton Hall	98	86	.533
12.	Providence	92	94	.495
13.	St. John's	92	97	.487
14.	USF	80	106	.430
15.	Rutgers	74	110	.402
16.	DePaul	67	118	.362

		BIG EAST (regular season)		
		Wins	Losses	Percentage
1.	Louisville	73	29	.716
2.	Syracuse	72	32	.692
3.	<b>NOTRE DAME</b>	<b>69</b>	<b>34</b>	<b>.670</b>
	Pittsburgh	69	34	.670
5.	Marquette	65	37	.637
6.	Georgetown	65	38	.631
7.	West Virginia	61	42	.592
8.	Villanova	57	46	.553
9.	Connecticut	56	46	.549
10.	Cincinnati	46	57	.447
11.	Seton Hall	42	62	.404
12.	St. John's	40	63	.388
13.	Providence	34	69	.330
14.	USF	32	71	.311
15.	Rutgers	22	81	.214
16.	DePaul	20	82	.196

## Last Notre Dame Win/Loss Versus Ranked Opponent in Associated Press Poll

	<u>Date</u>	<u>Opponent (Location)</u>	<u>Score</u>				
<b>Win vs. #1</b>	<b>1-21-12</b>	<b>Syracuse (H)</b>	<b>67-58</b>	Win vs. #20	1-15-98	West Virginia (A)	74-72
Loss vs. #1	11-26-08	(8) North Carolina (LC)!	87-102	Loss vs. #20	1-12-09	(12) Louisville (A)	73-87
Win vs. #2	1-24-11	(15) Pittsburgh (A)	56-51	Win vs. #21	1-9-07	(22) West Virginia (H)	61-58
Loss vs. #2	2-28-09	Connecticut (A)	65-72	<b>Loss vs. #21</b>	<b>11-21-11</b>	<b>Missouri (KC)</b>	<b>58-87</b>
Win vs. #3	3-3-90	Missouri (H)	98-67	<b>Win vs. #22</b>	<b>12-27-11</b>	<b>Pittsburgh (H)</b>	<b>72-59</b>
Loss vs. #3	1-27-10	Villanova (A)	90-72	Loss vs. #22	3-16-07	Winthrop (SA)\$	64-74
Win vs. #4	12-7-06	Alabama (H)	99-85	Win vs. #23	12-3-06	Maryland (VC)@	81-74
Loss vs. #4	2-7-04	Pittsburgh (H)	58-66	Loss vs. #23	3-8-06	Georgetown (MSG)*	63-67
Win vs. #5	2-12-09	Louisville (H)	90-57	<b>Win vs. #24</b>	<b>1-29-12</b>	<b>Connecticut (A)</b>	<b>50-48</b>
Loss vs. #5	1-1-11	(15) Syracuse (A)	58-70	Loss vs. #24	3-5-05	Pittsburgh (H)	77-85
Win vs. #6	11-25-08	(8) Texas (LC)!	81-80	Win vs. #25	3-10-11	(4) Cincinnati (MSG)*	89-51
Loss vs. #6	1-6-03	(5) Pittsburgh (A)	55-72	Loss vs. #25	3-13-08	Marquette (MSG)*	79-89
Win vs. #7	2-2-82	San Francisco (H)	75-66	<i>Event/Location Notes</i>			
Loss vs. #7	3-12-10	West Virginia (MSG)*	51-53	\$ - NCAA Tournament			
Win vs. #8	1-4-11	(14) Connecticut (H)	73-70	* - BIG EAST Tournament			
Loss vs. #8	1-17-09	(12) Syracuse (A)	74-93	! - Maui Invitational			
Win vs. #9	12-29-10	(15) Georgetown (H)	69-55	^ - SEC/BIG EAST Invitational			
Loss vs. #9	3-9-07	(20) Georgetown (MSG)*	82-84	@ - BB&T Classic			
Win vs. #10	2-21-01	(18) Boston College (H)	76-75	(H) - Home			
Loss vs. #10	1-2-10	Connecticut (A)	70-82	(A) - Away			
<b>Win vs. #11</b>	<b>1-7-12</b>	<b>Louisville (A) (2ot)</b>	<b>67-65</b>	(LC) - Lahaina Civic Center (Maui)			
Loss vs. #11	3-2-09	Villanova (H)	60-77	(MCI) - MCI Center (Washington, D.C.)			
Win vs. #12	2-24-10	Pittsburgh (H)	68-53	(MSG) - Madison Square Garden (New York, N.Y.)			
Loss vs. #12	3-4-03	Syracuse (A)	88-92	(KC) - Kansas City, Mo.			
Win vs. #13	12-2-02	Marquette (H)	92-71	(D) - Dayton, Ohio			
Loss vs. #13	2-28-08	(17) Louisville (A)	85-90	(BFC) - Big Four Classic (Indianapolis, Ind.)			
Win vs. #14	12-5-87	Louisville (BFC)	69-54	(FH) - Freedom Hall (Louisville, Ky.)			
Loss vs. #14	3-11-11	(4) Louisville (MSG)* (ot)	77-83	(PC) - Pepsi Center (Denver, Colo.)			
<b>Win vs. #15</b>	<b>2-4-12</b>	<b>Marquette (H)</b>	<b>76-59</b>	(SA) - Spokane Arena (Spokane, Wash.)			
Loss vs. #15	2-7-09	UCLA (A)	63-89	(VC) - Verizon Center (Washington, D.C.)			
Win vs. #16	3-5-11	(8) Connecticut (A)	70-67	(CC) - Crossroads Classic (Indianapolis, Ind.)			
Loss vs. #16	1-18-03	(10) Kentucky (A)	73-88	<i>Note - Number before opponent indicates Notre Dame's AP ranking at the time of the game</i>			
Win vs. #17	3-7-70	(15) Ohio U. (D)\$	112-82	<b>Bold italics</b> indicates result from this season			
<b>Loss vs. #17</b>	<b>1-14-12</b>	<b>Connecticut (H)</b>	<b>53-67</b>				
Win vs. #18	1-26-08	Villanova (A)	90-80				
<b>Loss vs. #18</b>	<b>12-17-11</b>	<b>Indiana (CC)</b>	<b>58-69</b>				
Win vs. #19	2-28-11	(8) Villanova (H)	93-72				
<b>Loss vs. #19</b>	<b>11-30-11</b>	<b>Gonzaga (A)</b>	<b>53-73</b>				



# THE MIKE BREY FILE

2011 AP, Basketball Times & Henry Iba Coach of the Year

2007, 2008 & 2011 BIG EAST Coach of the Year

Third Longest Tenured Coach in BIG EAST

Record at Notre Dame: 258-128 (.668)

Overall Record: 357-180 (.665)

## WHAT HIS TEAMS HAVE DONE:

9 NCAA Tournament Appearances

14 Total Postseason Appearances (5 NIT)

3 BIG EAST Players of the Year

(Troy Murphy '01 / Luke Harangody '08 / Ben Hansbrough '11)

10 First-Team All-BIG EAST Honorees



## IRISH UNDER MIKE BREY:

### IN OVERTIME GAMES: 9-8

at Georgetown (2/9/02)	W	116-111 (4 OT)
at Boston College (1/25/03)	W	101-96
vs. Georgetown (2/1/03)	W	93-92 (2OT)
at Pittsburgh (1/4/06)	L	97-100 (2OT)
vs. Georgetown (1/24/06)	L	82-85 (2OT)
at Louisville (2/4/06)	L	86-89
at Connecticut (2/21/06)	L	74-75
at Michigan (3/20/06)	L	84-87 (2OT)
vs. Providence (1/31/08)	W	81-74
at Louisville (1/12/09)	L	73-87
at Louisville (2/17/10)	L	89-91 (2OT)
at Marquette (3/6/10)	W	63-60
vs. Georgia (11/25/10)	W	89-83 (2OT)
vs. Louisville (2/9/11)	W	89-79
vs. Louisville (3/11/11)	L	77-83
at Louisville (1/7/12)	W	67-65 (2OT)
at Villanova (2/18/12)	W	74-70

### IN GAMES DECIDED BY ...

1 point	12-11
2 points	8-11
3 points	16-16
4 points	6-7
5 points	7-7
6 points	12-6
7 points	17-9
8 points	7-10
9 points	9-4
10 points	13-6
11-15 points	52-26
16-20 points	30-11
21-30 points	32-4
31-40 points	26-0
41-50 points	11-0
50+points	0-0
<b>Total</b>	<b>258-128</b>

### ON THE ROAD ...

	Away	Neutral	Overall
2011-12	5-3	0-4	5-7
2010-11	5-4	5-3	10-7
2009-10	3-6	3-3	6-9
2008-09	3-8	3-4	6-12
2007-08	5-4	3-4	8-8
2006-07	3-5	3-3	6-8
2005-06	4-7	0-2	4-9
2004-05	4-6	0-1	4-7
2003-04	6-5	2-1	8-6
2002-03	4-5	6-3	10-8
2001-02	8-4	5-3	13-7
2000-01	6-4	2-2	8-6
<b>Totals</b>	<b>56-61</b>	<b>32-33</b>	<b>88-94</b>

### VS. RANKED OPPONENTS:

2011-12	5-4
2010-11	8-3
2009-10	4-4
2008-09	3-9
2007-08	2-6
2006-07	4-2
2005-06	1-7
2004-05	2-5
2003-04	2-8
2002-03	5-6
2001-02	3-6
2000-01	4-3
<b>Totals</b>	<b>43-63 (.406)</b>

## NOTRE DAME SEASON-BY-SEASON UNDER BREY:

	Overall	BIG EAST (regular season)
2000-01	20-10	11-5 (1st place-West Division)
2001-02	22-11	10-6 (2nd place-West Division)
2002-03	24-10	10-6 (t-3rd place-West Division)
2003-04	19-13	9-7 (7th place)
2004-05	17-12	9-7 (6th place)
2005-06	16-14	6-10 (t-11th place)
2006-07	24-8	11-5 (4th place)
2007-08	25-8	14-4 (t-2nd place)
2008-09	21-15	8-10 (t-9th place)
2009-10	23-12	10-8 (t-7th place)
2010-11	27-7	14-4 (2nd place)
2011-12	20-8	12-3
	<b>258-128 (.668)</b>	<b>124-75 (.623)</b>

## MIKE BREY IN THE BIG EAST RANKINGS:

### BIG EAST Coaching Percentage

#### Regular Season and BIG EAST Tournament

	W-L	Pct.	Yrs.	Tour.	Pct.
1. <b>Jamie Dixon, Pittsburgh</b>	<b>113-56</b>	<b>.669</b>	<b>9</b>	<b>11-7</b>	<b>.611</b>
2. <b>Jim Boeheim, Syracuse</b>	<b>399-212</b>	<b>.653</b>	<b>33</b>	<b>46-27</b>	<b>.630</b>
John Thompson, Georgetown	231-123	.653	20	33-13	.717
4. <b>Buzz Williams, Marquette</b>	<b>49-27</b>	<b>.645</b>	<b>4</b>	<b>5-3</b>	<b>.625</b>
5. Lou Carnesecca, St. John's	139-80	.635	13	12-11	.522
6. <b>Jim Calhoun, Connecticut</b>	<b>309-180</b>	<b>.632</b>	<b>26</b>	<b>33-18</b>	<b>.647</b>
7. <b>Rick Pitino, Providence/Louisville</b>	<b>103-61</b>	<b>.628</b>	<b>9</b>	<b>7-7</b>	<b>.500</b>
8. <b>John Thompson III, Georgetown</b>	<b>94-58</b>	<b>.618</b>	<b>8</b>	<b>11-6</b>	<b>.647</b>
9. Mike Jarvis, St. John's	57-36	.613	5	7-4	.636
10. <b>Bob Huggins, West Virginia</b>	<b>59-38</b>	<b>.608</b>	<b>5</b>	<b>7-3</b>	<b>.700</b>
11. Tom Crean, Marquette	34-22	.607	3	3-3	.500
12. <b>Mike Brey, Notre Dame</b>	<b>131-86</b>	<b>.604</b>	<b>12</b>	<b>7-11</b>	<b>.388</b>
13. Ben Howland, Pittsburgh	43-29	.597	4	8-3	.727
14. <b>Jay Wright, Villanova</b>	<b>111-90</b>	<b>.552</b>	<b>11</b>	<b>8-10</b>	<b>.444</b>
15. Steve Lavin, St. John's	17-17	.500	2	1-1	.500

### BIG EAST Coaching Wins

#### Regular Season and BIG EAST Tournament

	W-L	Pct.	Yrs.	Tour.	Pct.
1. <b>Jim Boeheim, Syracuse</b>	<b>399-212</b>	<b>.653</b>	<b>33</b>	<b>46-27</b>	<b>.630</b>
2. <b>Jim Calhoun, Connecticut</b>	<b>309-180</b>	<b>.632</b>	<b>26</b>	<b>33-18</b>	<b>.647</b>
3. John Thompson, Georgetown	231-123	.653	20	33-13	.717
4. Lou Carnesecca, St. John's	139-80	.635	13	12-11	.522
5. <b>Mike Brey, Notre Dame</b>	<b>131-86</b>	<b>.604</b>	<b>12</b>	<b>7-11</b>	<b>.388</b>
6. Rollie Massimino, Villanova	123-92	.572	12	13-12	.520
7. <b>Jamie Dixon, Pittsburgh</b>	<b>113-56</b>	<b>.669</b>	<b>9</b>	<b>11-7</b>	<b>.611</b>
8. <b>Jay Wright, Villanova</b>	<b>111-90</b>	<b>.552</b>	<b>11</b>	<b>8-10</b>	<b>.444</b>
9. <b>Rick Pitino, Providence/Louisville</b>	<b>103-61</b>	<b>.628</b>	<b>9</b>	<b>7-7</b>	<b>.500</b>
10. Steve Lappas, Villanova	97-79	.551	9	10-8	.556

Bold indicates active BIG EAST head coach

## Notre Dame Highs and Lows Under Mike Brey

### Notre Dame – Team Game Highs (1st Half)

Points ..... 62 vs. Loyola-Chicago (11/22/00)  
 ..... 62 vs. Georgia Southern (11/12/10)\*  
 Field Goals Made ..... 24 vs. IPFW (11/10/06)\*  
 ..... 24 vs. Syracuse (1/30/07)  
 Field Goals Attempted ..... 43 vs. New Hampshire (11/16/01)\*  
 ..... 43 vs. Syracuse (1/30/07)  
 Field Goal Percentage ..... 75.0% (18-24) vs. West Virginia (1/9/10)\*  
 3 PT Field Goals Made ..... 14 vs. South Dakota (12/2/08)\*  
 3 PT Field Goals Attempted ..... 23 vs. South Dakota (12/2/08)\*  
 3 PT Field Goals Percentage ..85.7% (6-7) vs. West Virginia (1/9/10)\*  
 Free Throws Made ..... 18 vs. Liberty (11/22/09)\*  
 ..... 18 vs. Maine (11/22/10)\*  
 Free Throws Attempted ..... 24 vs. Liberty (11/22/09)\*  
 Free Throw Percentage..... 100.0% on 22 occasions  
 Total Rebounds..... 32 vs. Chicago State (11/17/10)\*  
 Offensive Rebounds ..... 15 vs. Savannah State (12/2/08)\*  
 Defensive Rebounds..... 24 vs. Northern Illinois (12/8/07)\*  
 Assists..... 19 vs. Canisius (12/19/00)\*  
 Steals..... 12 vs. New Hampshire (11/16/01)\*  
 Blocked Shots..... 13 vs. Belmont (11/17/02)\*  
 Turnovers..... 14 vs. Monmouth (11/16/07)  
 ..... 14 vs. St. John's (1/16/11)  
 Fouls..... 13 vs. St. John's (1/16/11)

### Notre Dame – Team Game Highs (2nd Half)

Points ..... 68 vs. Georgetown (4OT) (2/9/02)  
 Field Goals Made ..... 24 vs. Pittsburgh (1/4/06)  
 Field Goals Attempted ..... 63 vs. Georgetown (4OT) (2/9/02)  
 Field Goal Percentage..... 72.0% vs. Lafayette (11/14/06)  
 ..... 72.0% (18-25) vs. Pittsburgh (12/27/11)  
 3 PT Field Goals Made ..... 11 vs. St. John's (3/6/04)  
 ..... 11 vs. North Carolina (11/26/08)  
 3 PT Field Goals Attempted ..... 24 vs. Pittsburgh (1/4/06)  
 3 PT Field Goals Percentage . 75.0% (6-8) vs. Connecticut (2/21/05)  
 Free Throws Made ..... 27 vs. Seton Hall (2/18/06)  
 Free Throws Attempted ..... 32 vs. California (11/26/10)  
 Free Throw Percentage..... 100.0% on seven occasions  
 Total Rebounds..... 34 vs. Seton Hall (1/8/01)  
 Offensive Rebounds ..... 15 vs. Army (12/19/04)\*  
 Defensive Rebounds..... 25 vs. Sacred Heart (11/18/00)\*  
 Assists..... 16 vs. Army (12/19/04)\*  
 ..... 16 vs. Maine (11/22/10)\*  
 Steals..... 14 vs. New Hampshire (11/16/01)\*  
 Blocked Shots..... 6 on three occasions  
 Turnovers..... 13 vs. Niagara (12/21/05)\*  
 ..... 13 vs. Marquette (1/12/08)  
 Fouls..... 26 vs. Pittsburgh (1/4/06)

### Notre Dame – Team Game Highs (Total)

Points ..... 116 vs. Georgetown (4OT) (2/9/02)  
 Field Goals Made ..... 42 vs. Canisius (12/19/00)\*  
 Field Goals Attempted ..... 94 vs. Georgetown (4OT) (2/9/02)  
 Field Goal Percentage..... 66.7% (34-51) vs. Pittsburgh (1/30/02)\*  
 3 PT Field Goals Made ..... 20 vs. Villanova (2/28/11)\*#  
 3 PT Field Goals Attempted ..... 44 vs. Canisius (12/22/00)  
 3 PT Field Goals Percentage ..... 72.7% (16-22) vs. Loyola Chicago  
 (11/22/00)\*#  
 Free Throws Made ..... 33 vs. Seton Hall (2/18/06)  
 Free Throws Attempted ..... 45 vs. Columbia (12/23/05)\*  
 Free Throw Percentage..... 100% (5-5) vs. Illinois (3/22/03)  
 ..... 100% (19-19) vs. Villanova (1/8/05)\*#  
 Total Rebounds..... 64 vs. Georgetown (4OT) (2/9/02)  
 Offensive Rebounds ..... 24 vs. Seton Hall (1/8/01)  
 Defensive Rebounds..... 41 vs. Northern Illinois (12/8/07)\*  
 Assists..... 32 vs. Canisius (12/19/00)\*#  
 Steals..... 26 vs. New Hampshire (11/16/01)\*#  
 Blocked Shots..... 19 vs. Belmont (12/17/02)\*#  
 Turnovers..... 24 vs. Marquette (1/12/08)  
 Fouls..... 32 vs. Pittsburgh (1/4/06)

### Notre Dame – Team Game Lows (1st Half)

Points ..... 17 vs. Connecticut (3/3/10)\*  
 Field Goals Made ..... 4 vs. St. John's (1/16/11)  
 ..... 4 vs. Indiana (12/17/11)  
 Field Goals Attempted..... 14 vs. St. John's (1/16/11)  
 Field Goal Percentage..... 18.8% (6-32) vs. Connecticut (2/21/04)  
 3 PT Field Goals Made ..... 0 four occasions  
 3 PT Field Goals Attempted ..... 4 vs. St. Louis (11/28/09)  
 3 PT Field Goals Percentage ..... 0.0% on four occasions  
 Free Throws Made ..... 0 on 12 occasions  
 Free Throws Attempted ..... 0 on eight occasions  
 Free Throw Percentage..... 0.0% on 12 occasions  
 Total Rebounds..... 9 vs. UCF (12/6/09)\*  
 ..... 9 vs. Pittsburgh (3/11/10)  
 Offensive Rebounds ..... 0 vs. West Virginia (1/9/10)\*  
 Defensive Rebounds..... 6 vs. Louisville (2/17/10)  
 Assists..... 1 vs. Villanova (1/27/07)\*  
 Steals..... 0 on 10 occasions  
 Blocked Shots..... 0 on 37 occasions  
 Turnovers..... 0 vs. DePaul (1/23/10)\*  
 Fouls..... 0 vs. Samford (12/30/04)\*

### Notre Dame – Team Game Lows (2nd Half)

Points ..... 18 vs. Pittsburgh (3/11/10)  
 Field Goals Made ..... 5 vs. West Virginia (1/9/10)\*  
 ..... 5 vs. Pittsburgh (3/11/10)  
 Field Goals Attempted..... 13 vs. Pittsburgh (3/11/10)  
 Field Goal Percentage..... 21.4% (6-28) vs. Harvard (11/19/04)\*  
 3 PT Field Goals Made ..... 0 on six occasions  
 3 PT Field Goals Attempted ..... 2 vs. Rutgers (2/6/11)\*  
 3 PT Field Goals Percentage ..... 0.0% on six occasions  
 Free Throws Made ..... 0 vs. Pittsburgh (1/12/04)  
 ..... 0 vs. Indiana (11/24/08)  
 ..... 0 vs. Old Dominion (3/18/10)  
 Free Throws Attempted ..... 0 vs. Indiana (11/24/08)  
 ..... 0 vs. Old Dominion (3/18/10)  
 Free Throw Percentage..... 0.0% on four occasions  
 Total Rebounds..... 7 vs. Rutgers (3/1/03)  
 Offensive Rebounds ..... 2 on six occasions  
 Defensive Rebounds..... 4 vs. Rutgers (3/1/03)  
 Assists..... 0 vs. Harvard (11/19/04)  
 Steals..... 0 on 13 occasions  
 Blocked Shots..... 0 on 32 occasions  
 Turnovers..... 0 vs. West Virginia (3/10/04)  
 ..... 0 vs. Cincinnati (3/10/11)  
 Fouls..... 3 on three occasions

### Notre Dame – Team Game Lows (Total)

Points ..... 41 vs. Washington State (3/22/08)  
 Field Goals Made ..... 13 on three occasions  
 Field Goals Attempted ..... 34 vs. Pittsburgh (3/11/10)  
 Field Goal Percentage .... 24.5% (13-53) vs. Washington State (3/22/08)  
 3 PT Field Goals Made ..... 1 vs. Pittsburgh (2/3/01)  
 ..... 1 vs. California (11/26/10)  
 3 PT Field Goals Attempted ..... 8 vs. Pittsburgh (2/3/01)  
 3 PT Field Goals Percentage .... 5.0% (1-20) vs. California(11/26/10)  
 Free Throws Made ..... 1 vs. Connecticut (2/28/09)  
 Free Throws Attempted ..... 3 vs. Old Dominion (3/18/10)  
 Free Throw Percentage..... 20.0% (1-5) vs. Connecticut (2/28/09)  
 Total Rebounds..... 21 vs. Rutgers (3/1/03)  
 Offensive Rebounds ..... 3 vs. DePaul (12/14/02)\*  
 ..... 3 vs. Sam Houston State (11/16/11)\*  
 Defensive Rebounds..... 14 vs. DePaul (12/11/04)\*  
 Assists..... 6 vs. Mississippi (3/18/01)  
 ..... 6 vs. Gonzaga (11/30/11)  
 Steals..... 1 on five occasions  
 Blocked Shots..... 0 on seven occasions  
 Turnovers..... 2 vs. DePaul (1/23/10)\*  
 Fouls..... 6 on three occasions

\* Indicates game played at the Purcell Pavilion, Notre Dame, Ind.

# Indicates school record

## Opponent Highs and Lows Under Mike Brey

### Opponent – Team Game Highs (1st Half)

Points	53, Arizona (3/27/03)
Field Goals Made	23, Arizona (3/27/03)
Field Goals Attempted	44, Georgetown (3/4/01)*
Field Goal Percentage	63.3% (19-30), Missouri (11/21/11)
3 PT Field Goals Made	9, Syracuse (1/11/06)*
	9, Lehigh (11/27/06)*
3 PT Field Goals Attempted	19, Syracuse (1/11/06)*
3 PT Field Goal Percentage	81.8% (9-11), Lehigh (11/26/06)*
Free Throws Made	14, Sacred Heart (11/18/00)*
Free Throws Attempted	19, Sacred Heart (11/18/00)*
Free Throw Percentage	100.0%, on 29 occasions
Total Rebounds	33, Connecticut (2/21/04)
Offensive Rebounds	16, Northern Illinois (11/24/03)*
Defensive Rebounds	21, on six occasions
Assists	15, Seton Hall (2/11/10)
Steals	9, Miami (Fla.) (2/23/02)
	9, Marquette (1/12/08)
Blocked Shots	10, Connecticut (2/21/04)
Turnovers	16, Loyola (Chicago) (11/22/00)*
Fouls	16, on four occasions

### Opponent – Team Game Highs (2nd Half)

Points	68, Georgetown (4 OT) (2/9/02)
Field Goals Made	21, Syracuse (2/24/08)*
Field Goals Attempted	49, Syracuse (2/24/08)*
Field Goal Percentage	68.2% (15-22), American (12/21/03)*
3 PT Field Goals Made	9, on three occasions
3 PT Field Goals Attempted	22, Tennessee Tech (12/17/00)*
3 PT Field Goal Percentage	100.0% (3-3), Seton Hall (2/5/03)
	100.0% (3-3), Indiana (12/17/11)
Free Throws Made	24, Pittsburgh (2 OT) (1/4/06)
Free Throws Attempted	39, Pittsburgh (2 OT) (1/4/06)
Free Throw Percentage	100.0% on 12 occasions
Total Rebounds	38, Georgetown (4 OT) (2/9/02)
Offensive Rebounds	16, Syracuse (2/24/08)*
Defensive Rebounds	27, Georgetown (4 OT) (2/9/02)
Assists	19, Pittsburgh (2 OT) (1/4/06)
Steals	9, on two occasions
Blocked Shots	11, Georgetown (4 OT) (2/9/02)
Turnovers	15, New Hampshire (11/16/01)*
Fouls	20, Seton Hall (2/18/06)
	20, Rutgers (2/6/11)

### Opponent – Team Game Highs (Total)

Points	111, Georgetown (4 OT) (2/9/02)
Field Goals Made	41, Syracuse (3/4/03)*
Field Goals Attempted	82, Syracuse (2/24/08)*
Field Goal Percentage	63.0% (29-46), American (12/21/03)*
3 PT Field Goals Made	14, Texas (12/7/02)
	14, Lehigh (11/27/06)*
3 PT Field Goals Attempted	37, West Virginia (1/9/10)*
3 PT Field Goal Percentage	73.7% (14-19), Lehigh (11/27/06)*
Free Throws Made	35, Louisville (2OT) (2/17/10)
Free Throws Attempted	46, Pittsburgh (2 OT) (1/4/06)
Free Throw Percentage (min. 8 att.)	100%, on four occasions
Total Rebounds	59, Connecticut (2/21/04)
Offensive Rebounds	27, Loyola (Chicago) (11/22/00)*
Defensive Rebounds	42, Connecticut (1/24/09)*
Assists	30, Pittsburgh (2 OT) (1/4/06)
Steals	13, Niagara (12/21/05)*
Blocked Shots	19, Connecticut (OT) (2/21/06)
Turnovers	30, New Hampshire (11/16/01)*
Fouls	31, Columbia (12/23/05)*

### Opponent – Team Game Lows (1st Half)

Points	5, California (11/26/10)
Field Goals Made	2, California (11/26/10)
Field Goals Attempted	18, Georgetown (2/27/10)
Field Goal Percentage	8.0% (2-25), California (11/26/10)
3 PT Field Goals Made	0, on 16 occasions
3 PT Field Goals Attempted	2, Georgetown (2/9/02)
3 PT Field Goal Percentage	0.0%, on 16 occasions
Free Throws Made	0, on 30 occasions
Free Throws Attempted	0, on 16 occasions
Free Throw Percentage	0.0%, on 30 occasions
Total Rebounds	7, Georgetown (2/27/10)
	7, Maine (11/22/10)*
Offensive Rebounds	0, Lafayette (11/14/06)
Defensive Rebounds	5, on three occasions
Assists	1, California (11/26/10)
Steals	0, on 15 occasions
Blocked Shots	0, on 45 occasions
Turnovers	1, on seven occasions
Fouls	1, Pittsburgh (2/12/05)
	1, DePaul (12/31/08)
	1, West Virginia (3/12/10)

### Opponent – Team Game Lows (2nd Half)

Points	8, Monmouth (11/16/07)
Field Goals Made	3, Monmouth (11/16/07)
Field Goals Attempted	19, Old Dominion (3/18/10)
Field Goal Percentage	13.0% (3-23), Monmouth (11/16/07)
3 PT Field Goals Made	0, on 13 occasions
3 PT Field Goals Attempted	3, on eight occasions
3 PT Field Goal Percentage	0.0% on 12 occasions
Free Throws Made	0, on four occasions
Free Throws Attempted	1, on three occasions
Free Throw Percentage	0.0%, on four occasions
Total Rebounds	6, Marquette (3/6/10)
Offensive Rebounds	0, Kentucky (3/25/09)*
	0, Marquette (3/6/10)
Defensive Rebounds	3, Virginia Tech (2/22/03)*
	3, Marquette (1/22/11)*
Assists	1 on three occasions
Steals	0, on nine occasions
Blocked Shots	0, on 34 occasions
Turnovers	0, West Virginia (3/10/04)
	0, Pittsburgh (1/31/09)
Fouls	4, on four occasions

### Opponent – Team Game Lows (Total)

Points	33, Monmouth (11/16/07)
Field Goals Made	12, Bucknell (11/22/02)*
Field Goals Attempted	35, Rutgers (3/1/03)
Field Goal Percentage	21.1% (12-57), Bucknell (11/22/02)*
3 PT Field Goals Made	1, on eight occasions
3 PT Field Goals Attempted	7, Seton Hall (2/5/03)
	7, Indiana (12/17/11)
3 PT Field Goal Percentage	5.9% (1-17), Cincinnati (11/24/00)
Free Throws Made	0, Charleston Southern (11/26/04)*
Free Throws Attempted	0, Charleston Southern (11/26/04)*
Free Throw Percentage	0.0% (0-0), Charleston Southern (11/26/04)*
Total Rebounds	19, Winston-Salem St. (11/29/06)*
Offensive Rebounds	3, Army (12/19/04)*
	3, West Virginia (2/1/06)
Defensive Rebounds	12, Georgetown (2/27/10)
	12, Marquette (1/22/11)*
Assists	4, USF (1/10/12)*
	4, Seton Hall (1/25/12)
Steals	1, on six occasions
Blocked Shots	0, on 14 occasions
Turnovers	3 on three occasions
Fouls	7, Connecticut (1/24/09)*
	7, Connecticut (2/28/09)

\* - Indicates games played at Purcell Pavilion (Notre Dame, Ind.)



## Notre Dame Highs and Lows in a BIG EAST Game

### Notre Dame – BIG EAST Team Game Highs (1st Half)

Points	61 vs. Syracuse (1/30/07)
Field Goals Made	24 vs. Syracuse (1/30/07)
Field Goals Attempted	43 vs. Syracuse (1/30/07)
Field Goal Percentage	75.0% (18-24) vs. West Virginia (1/9/10)*
3 PT Field Goals Made	11, on three occasions
3 PT Field Goals Attempted	22 vs. Pittsburgh (1/31/09)
3 PT Field Goals Percentage	85.7% (6-7) vs. West Virginia (1/9/10)*
Free Throws Made	13 vs. Seton Hall (2/11/10)
Free Throws Attempted	19 vs. Villanova (1/27/10)
Free Throw Percentage	100.0% on 15 occasions
Total Rebounds	29 vs. Connecticut (1/5/08)
Offensive Rebounds	14 vs. Providence (2/19/05)
Defensive Rebounds	23 vs. Louisville (2/12/09)*
Assists	17 vs. West Virginia (1/9/10)*
Steals	7 on four occasions
Blocked Shots	7 vs. Connecticut (2/9/04)*
	7 vs. West Virginia (1/19/05)
Turnovers	14 vs. St. John's (1/16/11)
Fouls	13 vs. St. John's (1/16/11)

### Notre Dame – BIG EAST Team Game Highs (2nd Half)

Points	68 vs. Georgetown (4OT) (2/9/02)
Field Goals Made	24 vs. Pittsburgh (1/4/06)
Field Goals Attempted	63 vs. Georgetown (4OT) (2/9/02)
Field Goal Percentage	72.0% vs. Pittsburgh (12/27/11)
3 PT Field Goals Made	11 vs. St. John's (3/6/04)
3 PT Field Goals Attempted	24 vs. Pittsburgh (1/4/06)
3 PT Field Goals Percentage	71.4% (6-8) vs. Connecticut (2/21/05)
Free Throws Made	27 vs. Seton Hall (2/18/06)
Free Throws Attempted	30 vs. Seton Hall (2/18/06)
	30 vs. Rutgers (2/6/11)*
Free Throw Percentage	100.0% on three occasions
Total Rebounds	34 vs. Seton Hall (1/8/01)
Offensive Rebounds	18 vs. Seton Hall (1/8/01)
Defensive Rebounds	27 vs. Georgetown (3/4/04)*
Assists	14 vs. Cincinnati (1/15/08)*
Steals	6 vs. Villanova (1/17/07)
	6 vs. Villanova (2/18/12)
Blocked Shots	5 vs. Georgetown (2/27/10)
Turnovers	13 vs. Marquette (1/12/08)
Fouls	26 vs. Pittsburgh (1/4/06)

### Notre Dame – BIG EAST Team Game Highs (Total)

Points	116 vs. Georgetown (4OT) (2/9/02)
Field Goals Made	41 vs. Georgetown (4OT) (2/9/02)
Field Goals Attempted	94 vs. Georgetown (4OT) (2/9/02)
Field Goal Percentage	66.7% (34-51) vs. Pittsburgh (1/30/02)*
3 PT Field Goals Made	20 vs. Villanova (2/28/11)*#
3 PT Field Goals Attempted	36 vs. Pittsburgh (1/4/06)
3 PT Field Goals Percentage	62.5% (20-32) vs. Villanova (2/28/11)*
Free Throws Made	34 vs. Cincinnati (1/15/08)*
Free Throws Attempted	42 vs. Cincinnati (1/15/08)*
Free Throw Percentage	100.0% (19-19) vs. Villanova (1/14/03)*
Total Rebounds	64 vs. Georgetown (4OT) (2/9/02)
Offensive Rebounds	24 vs. Seton Hall (1/8/01)
Defensive Rebounds	35 vs. Louisville (2/12/09)*
Assists	25 vs. Cincinnati (2/4/10)*
Steals	10 on six occasions
Blocked Shots	9 vs. Connecticut (2/9/04)*
Turnovers	26 vs. Pittsburgh (2/8/00)
Fouls	32 vs. Pittsburgh (1/4/06)

\*Indicates game played at the Purcell Pavilion, Notre Dame, Ind.

#Indicates school record

### Notre Dame – BIG EAST Team Game Lows (1st Half)

Points	17 vs. Connecticut (3/3/10)*
Field Goals Made	4 vs. St. John's (1/16/11)
Field Goals Attempted	14 vs. St. John's (1/16/11)
Field Goal Percentage	18.8% (6-32) vs. Connecticut (2/21/04)
3 PT Field Goals Made	0 vs. West Virginia (1/7/04)
	0 vs. Connecticut (1/12/99)
3 PT Field Goals Attempted	5 on four occasions
3 PT Field Goals Percentage	8.3% (1-12) vs. Providence (1/21/03)
Free Throws Made	0 on 11 occasions
Free Throws Attempted	0 on eight occasions
Free Throw Percentage	0.0% on 11 occasions
Total Rebounds	9 vs. Pittsburgh (3/11/10)
Offensive Rebounds	0 on four occasions
Defensive Rebounds	6 vs. Louisville (2/17/10)
Assists	1 vs. Villanova (1/27/07)*
Steals	0 on nine occasions
Blocked Shots	0 on 22 occasions
Turnovers	0 vs. DePaul (1/23/10)*
Fouls	2 on three occasions

### Notre Dame – BIG EAST Team Game Lows (2nd Half)

Points	18 vs. Pittsburgh (3/11/10)
Field Goals Made	5 vs. West Virginia (1/9/10)*
	5 vs. Pittsburgh (3/11/10)*
Field Goals Attempted	13 vs. Pittsburgh (3/11/10)*
Field Goal Percentage	26.3% (5-19) vs. West Virginia (1/9/10)*
3 PT Field Goals Made	0 on four occasions
3 PT Field Goals Attempted	2 vs. Rutgers (2/6/11)*
3 PT Field Goals Percentage	0.0% on four occasions
Free Throws Made	0 vs. Pittsburgh (1/12/04)
Free Throws Attempted	2 on four occasions
Free Throw Percentage	0.0% (0-2) vs. Pittsburgh (1/12/04)
Total Rebounds	7 vs. Rutgers (3/1/03)
Offensive Rebounds	2 vs. Connecticut (3/3/10)*
	2 vs. St. John's (1/8/11)*
Defensive Rebounds	4 vs. Rutgers (3/1/03)
Assists	2 on four occasions
Steals	0 on 11 occasions
Blocked Shots	0 on 21 occasions
Turnovers	0 vs. West Virginia (3/10/04)
	0 vs. Cincinnati (3/10/11)
Fouls	3 vs. West Virginia (1/7/04)*
	3 vs. Pittsburgh (2/24/10)*

### Notre Dame – BIG EAST Team Game Lows (Total)

Points	48 vs. Georgetown (1/6/07)
Field Goals Made	13 vs. Rutgers (3/1/03)
	13 vs. Seton Hall (1/25/12)
Field Goals Attempted	34 vs. Pittsburgh (3/11/10)
Field Goal Percentage	29.7% (19-64) vs. Connecticut (2/21/04)
3 PT Field Goals Made	0 vs. Connecticut (1/12/99)
3 PT Field Goals Attempted	6 vs. Seton Hall (2/6/99)
3 PT Field Goals Percentage	10.5% vs. Rutgers (2/14/02)
Free Throws Made	1 vs. Connecticut (2/28/09)
Free Throws Attempted	4 vs. Pittsburgh (3/8/01)
	4 vs. Connecticut (1/24/09)*
Free Throw Percentage	20.0% (1-5) vs. Connecticut (2/28/09)
Total Rebounds	21 vs. Rutgers (3/1/03)
Offensive Rebounds	4 on three occasions
Defensive Rebounds	16 vs. Pittsburgh (1/24/11)
	16 vs. Connecticut (1/14/12)*
Assists	7 vs. Rutgers (3/1/03)
	7 vs. Pittsburgh (3/8/01)
Steals	1 vs. Marquette (1/26/09)*
	1 vs. Cincinnati (2/4/09)
Blocked Shots	0 on three occasions
Turnovers	2 vs. DePaul (1/23/10)*
Fouls	6 vs. West Virginia (1/7/04)*

\*Indicates game played at the Purcell Pavilion, Notre Dame, Ind.

#Indicates school record

## Opponent Highs and Lows in a BIG EAST Game

### Opponent – BIG EAST Team Game High (1st Half)

Points	54, Connecticut (1/12/99)
Field Goals Made	22, Syracuse (3/4/03)*
Field Goals Attempted	44, Georgetown (3/4/01)*
Field Goal Percentage	65.2% (15-23), Providence (2/21/96)*
3 PT Field Goals Made	9 on three occasions
3 PT Field Goals Attempted	19, West Virginia (2/2/00)*
3 PT Field Goals Percentage	100.0% (5-5), Connecticut (2/8/97)*
Free Throws Made	21, Connecticut (1/12/99)
Free Throws Attempted	23, Connecticut (1/12/99)
Free Throw Percentage	100.0% on 14 occasions
Total Rebounds	33, Connecticut (2/21/04)
Offensive Rebounds	14, Georgetown (3/8/03)
Defensive Rebounds	21, on three occasions
Assists	15, Seton Hall (2/11/10)
Steals	9, Marquette (1/12/08)
Blocked Shots	10, Connecticut (2/21/04)
Turnovers	14, Pittsburgh (1/6/03)
Fouls	15, Villanova (1/27/10)

### Opponent – BIG EAST Team Game High (2nd Half)

Points	68, Georgetown (4OT) (2/9/02)
Field Goals Made	23, Georgetown (4OT) (2/9/02)
Field Goals Attempted	60, Georgetown (4OT) (2/9/02)
Field Goal Percentage	66.7% (20-30), Pittsburgh (3/5/05)*
3 PT Field Goals Made	9, on three occasions
3 PT Field Goals Attempted	20, Miami (2/23/02)
3 PT Field Goals Percentage	83.3% (5-6), Boston College (3/1/97)
Free Throws Made	24, Pittsburgh (1/4/06)
Free Throws Attempted	39, Pittsburgh (1/4/06)
Free Throw Percentage	100.0% on five occasions
Total Rebounds	31, Syracuse (2/24/08)*
Offensive Rebounds	16, Syracuse (2/24/08)*
Defensive Rebounds	26, Connecticut (2/21/04)
Assists	19, Pittsburgh (1/4/06)
Steals	8, Marquette (1/12/08)
Blocked Shots	11, Georgetown (4 OT) (2/9/02)
Turnovers	10, Rutgers (1/31/04)
Fouls	20, Seton Hall (2/18/06)
	20, Rutgers (2/6/11)*

### Opponent – BIG EAST Team Game High (Total)

Points	111, Georgetown (2/9/02)
Field Goals Made	41, Syracuse (3/4/03)*
Field Goals Attempted	87, Georgetown (1/7/97)
Field Goal Percentage	56.5% (34-60), Syracuse (1/17/04)*
3 PT Field Goals Made	14, Syracuse (1/16/00)
3 PT Field Goals Attempted	37, West Virginia (1/9/10)*
3 PT Field Goals Percentage	71.4% (5-7), Seton Hall (2/5/03)
Free Throws Made	35, Louisville (2OT) (2/10/10)
Free Throws Attempted	46, Pittsburgh (1/4/06)
Free Throw Percentage	100% (11-11), Connecticut (3/5/11)*
Total Rebounds	59, Connecticut (2/21/04)
Offensive Rebounds	32, Georgetown (1/7/97)
Defensive Rebounds	42, Connecticut (1/24/09)*
Assists	30, Pittsburgh (1/4/06)
Steals	24, Georgetown (2/10/99)*
Blocked Shots	19, Connecticut (OT) (2/21/06)
Turnovers	23, Villanova (1/6/02)*
Fouls	33, West Virginia (2/11/97)*

### Opponent – BIG EAST Team Game Lows (1st Half)

Points	16, Georgetown (3/4/04)*
	16, West Virginia (2/8/12)
Field Goals Made	6 on three occasions
Field Goals Attempted	18, Georgetown (2/27/10)
Field Goal Percentage	20.0% (6-30), USF (2/12/11)
3 PT Field Goals Made	0 on 12 occasions
3 PT Field Goals Attempted	2, Georgetown (2/1/03)*
3 PT Field Goals Percentage	0.0% on 12 occasions
Free Throws Made	0 on 10 occasions
Free Throws Attempted	0, on five occasions
Free Throw Percentage	0.0% on 10 occasions
Total Rebounds	7, Georgetown (2/27/10)
Offensive Rebounds	0, Virginia Tech (1/20/04)
Defensive Rebounds	5, Pittsburgh (2/24/10)*
Assists	2 on three occasions
Steals	0 on seven occasions
Blocked Shots	0 on 19 occasions
Turnovers	1 on six occasions*
Fouls	1, DePaul (12/31/08)
	1, West Virginia (3/12/10)

### Opponent – BIG EAST Team Game Lows (2nd Half)

Points	16, Pittsburgh (3/11/10)*
	16, West Virginia (2/22/12)*
Field Goals Made	5, West Virginia (1/9/02)
Field Goals Attempted	17, Boston College (1/9/96)
Field Goal Percentage	22.7%, West Virginia (1/9/02)
3 PT Field Goals Made	0, on four occasions
3 PT Field Goals Attempted	2, Connecticut (2/28/09)
3 PT Field Goals Percentage	0.0%, on four occasions
Free Throws Made	0, on five occasions
Free Throws Attempted	0, Pittsburgh (1/29/97)
	0, St. John's (1/23/07)
Free Throw Percentage	0.0% on five occasions
Total Rebounds	6, Marquette (3/6/10)
Offensive Rebounds	0, Marquette (3/6/10)
Defensive Rebounds	3, Virginia Tech (2/22/03)*
	3, Marquette (1/22/11)*
Assists	1, Pittsburgh (3/11/10)
	1, Seton Hall (1/25/12)
Steals	0, on seven occasions
Blocked Shots	0, on 17 occasions
Turnovers	0, West Virginia (3/10/04)
	0, Pittsburgh (1/31/09)
Fouls	2, Connecticut (2/21/05)

### Opponent – BIG EAST Team Game Lows (Total)

Points	42, Seton Hall (1/25/12)
Field Goals Made	15, Seton Hall (1/25/12)
Field Goals Attempted	40, Syracuse (2/5/05)
Field Goal Percentage	26.3% (15-57), Seton Hall (1/25/12)
3 PT Field Goals Made	1 on five occasions
3 PT Field Goals Attempted	7, Seton Hall (2/5/03)
3 PT Field Goals Percentage	7.1% (1-14), Pittsburgh (12/27/11)*
Free Throws Made	1, on three occasions
Free Throws Attempted	3, on three occasions
Free Throw Percentage	20.0% (1-5), Rutgers (2/25/09)*
Total Rebounds	20, Georgetown (2/27/10)
Offensive Rebounds	4, West Virginia (2/18/03)
Defensive Rebounds	12, Georgetown (2/27/10)
	12, Marquette (1/22/11)
Assists	4, USF (1/10/12)*
	4, Seton Hall (1/25/12)
Steals	1, Connecticut (3/11/04)
	1, West Virginia (2/8/12)
Blocked Shots	0 on six occasions
Turnovers	3, on three occasions
Fouls	7, Connecticut (1/24/09)*
	7, Connecticut (2/28/09)

\* Indicates game played at the Purcell Pavilion, Notre Dame, Ind.

## The Last Time ...

### Notre Dame recorded a ...

30-Point win..... was on 12/19/11 - ND 106, Sacred Heart 65 (41 points)\*  
40-Point win..... was on 12/19/11 - ND 106, Sacred Heart 65 (41 points)\*  
50-Point win..... was on 12/28/06 - ND 101, Rider 51 (50 points)  
30-Point loss..... was on 1/7/99 - ND 62, Villanova 93 (31 points)\*

### Notre Dame shot ...

60% on FGs ..... was on 2/22/12 - 61.4% (27-44) vs. West Virginia (ND 71 - West Virginia 44)\*  
65% on FGs ..... was on 1/30/02 - 66.7% (34-51) vs. Pittsburgh (ND 89 - Pittsburgh 76)\*  
90% on FTs ..... was on 12/10/11 - 93.3% (14-15) vs. Dartmouth (ND 65 - Dartmouth 47)\*

### Notre Dame ...

Won 10 games in a row..... was from 11/24/07 thru 1/5/08 (10 straight)  
Won 15 games in a row..... was from 12/31/53 thru 3/9/54 (18 straight)  
Won 20 games in a row..... never  
Lost 5 games in a row..... was from 1/12/09 thru 2/7/09 (7 straight)  
Scored 100 points..... was on 12/19/11 (ND 106 - Sacred Heart 65)\*  
- Scored 100 points on the road ..... was on 2/21/09 (ND 103 - Providence 84)  
- Scored 100 points at a neutral site..... was on 3/12/78 (ND 100 - Houston 77) (NCAA First Round, Tulsa, OK)  
- Scored 100 points and lost..... was on 3/20/71 (ND 106 - Houston 119) (NCAA Regional Semi-finals at Wichita, KS)  
Allowed 100 points ..... was on 11/26/08 vs. North Carolina (ND 87 - North Carolina 102)  
Scored less than 50 points ..... was on 3/22/08 vs. Washington State (ND 41 - Washington State 61)  
Allowed less than 50 points ..... was on 2/22/12 vs. West Virginia (ND 71 - West Virginia 44)\*  
Played an Overtime Game..... was on 2/18/12 (OT) vs. Villanova (ND 74 - Villanova 70)  
- Played in a Multi-Overtime Game..... was on 1/7/12 (2OT) vs. Louisville (ND 67 - Louisville 65)  
Won on a "last second" shot ..... was on 3/19/09 vs. New Mexico (ND 70 - New Mexico 68 - Tory Jackson layup at 00:02)\*  
Had 5 double figure scorers. was on 12/19/11 vs. Sacred Heart (ND 106 - Sacred Heart 65) Jack Cooley 19, Jerian Grant 15, Eric Atkins 13, Alex Dragicovich 12, Joey Brooks 12\*  
Had 6 double figure scorers..... was on 2/12/11 vs. USF (ND 78 - USF 55) Jack Cooley 18, Carleton Scott 13, Ben Hansbrough 12, Tim Abromaitis 12, Ty Nash 10, Scott Martin 10  
Had 7 double figure scorers ..... never  
Had two double-figure rebounders ..... was on 1/7/12 vs. Louisville (2OT) (ND 67 - Louisville 65) Scott Martin 12, Jack Cooley 10  
Had two players with double-doubles ..... was on 1/7/12 vs. Louisville (2OT) (ND 67 - Louisville 65) Jack Cooley (18 pts, 10 rebs), Scott Martin (11 pts, 12 rebs.)  
Had three players with double-doubles ..was on 11/17/10 vs. Chicago State (ND 102 - Chicago State 62) Tim Abromaitis (21 pts, 10 rebs), Carleton Scott (17 pts, 11 rebs), Tyrone Nash (11 pts, 10 rebs)\*  
Had two 30-point scorers ..... was on 2/28/11 vs. Villanova (ND 93 - Villanova 72) Ben Hansbrough - 30, Tim Abromaitis - 30\*  
Had two 20-point scorers ..... was on 2/11/12 vs. DePaul (ND 84 - DePaul 76) Jerian Grant - 22, Jack Cooley - 22\*  
Had three 20-point scorers ..... was on 3/8/07 vs. Syracuse (ND 89 - Syracuse 83) Russell Carter 24, Luke Harangody 20, Colin Falls 23  
Made 10 three-point field goals ..... was on 2/18/12 vs. Villanova (OT) - 12-31 (38.7%) (ND 74 - Villanova 70)  
Made 20 three-point field goals ..... was on 2/28/11 vs. Villanova - 20-32 (62.5%) (ND 93 - Villanova 72)\*  
Committed 10 turnovers or less ..... was on 2/22/12 - 9 turnovers vs. West Virginia (ND 71 - West Virginia 44)\*  
Committed 5 turnovers or less ..... was on 2/8/12 - 5 turnovers vs. West Virginia (ND 55 - West Virginia 51)  
Committed 25 turnovers ..... was on 2/8/00 - 26 turnovers vs. Villanova (ND 69 - Villanova 86)  
Forced 25 turnovers ..... was on 11/16/01 - 30 turnovers vs. New Hampshire (ND 95 - New Hampshire 53)

### An Irish player had ...

25+ points ..... was on 12/8/11 - Eric Atkins (26) vs. Maine (ND 87 - Maine 78)\*  
30+ points ..... was on 2/28/11 - Ben Hansbrough (30), Tim Abromaitis (30) vs. Villanova (ND 93 - Villanova 72)\*  
35+ points ..... was on 2/4/10 - Luke Harangody (37) vs. Cincinnati (ND 83 - Cincinnati 65)\*  
40+ points ..... was on 2/28/08 - Luke Harangody (40) vs. Louisville (ND 85 - Louisville 90)  
50+ points ..... never  
15 or more rebounds ..... was on 2/15/12 - Jack Cooley (18) vs. Rutgers (ND 71 - Rutgers 53)\*  
20 rebounds ..... was on 3/22/08 - Luke Harangody (22) vs. Washington State (ND 41 - Washington State 61)  
a "double-double" ..... was on 2/18/12 - Jack Cooley (18 pts., 13 rebs.) vs. Villanova (OT) (ND 74 - Villanova 70)  
a "triple-double" ..... was on 11/16/01 - Chris Thomas (24 pts, 11 ast, 11 steals) vs. New Hampshire (ND 99 - New Hampshire 53)\*  
20 points and 10 rebounds ..... was on 2/15/12 - Jack Cooley (22 pts., 18 rebs.) vs. Rutgers (ND 71 - Rutgers 53)\*  
20 points and 20 rebounds ..... was on 1/8/01 - Troy Murphy (25 pts, 20 rebs) vs. Seton Hall (ND 76 - Seton Hall 78)  
10 assists ..... was on 2/28/11 - Ben Hansbrough (10) vs. Villanova (ND 93 - Villanova 72)\*  
10 blocks ..... was on 11/17/02 - Jordan Cornette (11) vs. Belmont (ND 76 - Belmont 48)\*#  
10 steals ..... was on 11/16/01 - Chris Thomas (11) vs. New Hampshire (ND 99, New Hampshire 53)\*#

### An opposing player had ...

25+ points ..... was on 12/8/11 - Gerald McLemore (27), Maine (ND 87 - Maine 78)\*  
30+ points ..... was on 12/4/11 - Terrell Stoglin (31), Maryland (ND 71 - Maryland 78)  
35+ points ..... was on 2/23/11 - Marshon Brooks (52), Providence (ND 94 - Providence 93)  
40+ points ..... was on 2/23/11 - Marshon Brooks (52), Providence (ND 94 - Providence 93)  
50+ points ..... was on 2/23/11 - Marshon Brooks (52), Providence (ND 94 - Providence 93)  
15 rebounds ..... was on 11/30/11 - Elias Harris (15), Gonzaga (ND 53 - Gonzaga 73)  
20 rebounds ..... was on 1/31/09 - DeJuan Blair (22), Pittsburgh (ND 80 - Pittsburgh 93)  
a "double-double" ..... was on 2/18/12 - Maurice Sutton (12 pts., 10 rebs.), Villanova (OT) (ND 74 - Villanova 70)  
a "triple-double" ..... was on 2/21/06 - Marcus Williams (18 pts, 10 rebs, 13 asts) Connecticut (ND 74 - Connecticut 75 - OT)  
20 points and 10 rebounds ..... was on 1/2/10 - Stanley Robinson (22 pts., 16 rebs.), Connecticut (ND 70 - Connecticut 82)  
20 points and 20 rebounds ..... was on 1/31/09 - DeJuan Blair (23 pts., 22 rebs.), Pittsburgh (ND 80 - Pittsburgh 93)  
10 assists ..... was on 2/11/10 - Eugene Harvey (10), Seton Hall (ND 87 - Seton Hall 90)  
10 blocks ..... was on 1/5/08 - Hasheem Thabeet (10), Connecticut (ND 73 - Connecticut 67)\*  
10 steals ..... was on 1/29/89 - Mark Macon (11), Temple (ND 64 - Temple 60)\*

\*indicates Notre Dame home game; #school record; @Purcell Pavilion record



## The Last Time in a BIG EAST Game ...

### Notre Dame Recorded a ...

30-Point win ..... was on 3/10/11 - ND 89, Cincinnati 51 (38 points)  
 40-Point win ..... never  
 50-Point win ..... never  
 30-Point loss ..... was on 1/7/99 - ND 62, Villanova 93 (31 points)

### Notre Dame Shot ...

60% on FGs ..... was on 2/22/12 - 61.4% (27-44) vs. West Virginia (ND 71 - West Virginia 44)\*  
 65% on FGs ..... was on 1/30/02 - 66.7% (34-51) vs. Pittsburgh (ND 89 - Pittsburgh 76)\*  
 90% on FTs ..... was on 1/30/10 - 90.0% (9-10) vs. Rutgers (ND 73 - Rutgers 74)

### Notre Dame ...

Won 5 BIG EAST games in a row ..... was from 1/21/12 thru present (9 straight)  
 Won 10 BIG EAST games in a row ..... never  
 Lost 5 BIG EAST games in a row ..... was from 1/12/09 thru 2/4/09 - (6 straight)  
 Scored 100 points ..... was on 2/21/09 (ND 103 - Providence 84)  
     - Scored 100 points on the road ..... was on 2/21/09 (ND 103 - Providence 84)  
     - Scored 100 points on the neutral site ..... never  
     - Scored 100 points and lost ..... never  
 Allowed 100 points ..... was on 1/17/07 vs. Villanova (ND 87 - Villanova 102)  
 Scored less than 50 points ..... was on 1/6/07 vs. Georgetown (ND 48 - Georgetown 66)  
 Allowed less than 50 points ..... was on 2/22/12 vs. West Virginia (ND 71 - West Virginia 44)\*  
 Played an Overtime Game ..... was on 2/18/12 (OT) vs. Villanova (ND 74 - Villanova 70)  
     - Played in a Multi-Overtime Game ..... was on 1/7/12 (2OT) vs. Louisville (ND 67 - Louisville 65)  
 Won on a "last second" shot ..... was on 2/9/03 vs. Pittsburgh (ND 66 - Pittsburgh 64 - Torin Francis layup at 00:00.6)\*  
 Had 5 double figure scorers ..... was on 3/11/11 vs. Louisville (OT) (ND 77 - Louisville 83) Scott Martin 21, Tim Abromaitis 16, Ben Hansbrough 13, Ty Nash 13, Carleton Scott 10  
 Had 6 double figure scorers ..... was on 2/12/11 vs. USF (ND 78 - USF 55) Jack Cooley 18, Carleton Scott 13, Ben Hansbrough 12, Tim Abromaitis 12, Ty Nash 10, Scott Martin 10  
 Had 7 double figure scorers ..... never  
 Had two double-figure rebounders ..... was on 1/7/12 vs. Louisville (2OT) (ND 67 - Louisville 65) Scott Martin 12, Jack Cooley 10  
 Had two players with double-doubles ..... was on 1/7/12 vs. Louisville (2OT) (ND 67 - Louisville 65) Jack Cooley (18 pts, 10 rebs), Scott Martin (11 pts, 12 rebs.)  
 Had three players with double-doubles ... was on 1/23/10 vs. DePaul (ND 87 - DePaul 77) Luke Harangody (24 pts, 11 rebs), Ben Hansbrough (15 pts, 10 rebs), Tyrone Nash (13 pts, 10 rebs)\*  
 Had four players with double-doubles ..... was on 2/9/02 vs. Georgetown (Notre Dame 116, Georgetown 111 - 4OT) - Matt Carroll (30 pts, 10 rebs), Ryan Humphrey (23 pts, 14 rebs), Chris Thomas (22 pts, 12 asts.), Harold Swanagan (11 pts, 10 reb.)  
 Had two 30-point scorers ..... was on 2/28/11 vs. Villanova (ND 93 - Villanova 72) Ben Hansbrough - 30, Tim Abromaitis - 30\*  
 Had two 20-point scorers ..... was on 2/11/12 vs. DePaul (ND 84 - DePaul 76) Jerian Grant - 22, Jack Cooley - 22\*  
 Had three 20-point scorers ..... was on 3/8/07 vs. Syracuse (ND 89 - Syracuse 83) - Russell Carter 24, Luke Harangody 20, Colin Falls 23  
 Made 10 three-point field goals ..... was on 2/18/12 vs. Villanova (OT) - 12-31 (38.7%) (ND 74 - Villanova 70)  
 Made 20 three-point field goals ..... was on 2/28/11 vs. Villanova - 20-32 (62.5%) (ND 93 - Villanova 72)\*  
 Committed 10 turnovers or less ..... was on 2/22/12 - 9 turnovers vs. West Virginia (ND 71 - West Virginia 44)\*  
 Committed 5 turnovers or less ..... was on 2/8/12 - 5 turnovers vs. West Virginia (ND 55 - West Virginia 51)  
 Committed 25 turnovers ..... was on 2/8/00 - 26 turnovers vs. Villanova (ND 69 - Villanova 86)  
 Forced 25 turnovers ..... never

### An Irish player had ...

25+ points ..... was on 2/28/11 - Ben Hansbrough (30), Tim Abromaitis (30) vs. Villanova (ND 93 - Villanova 72)\*  
 30+ points ..... was on 2/28/11 - Ben Hansbrough (30), Tim Abromaitis (30) vs. Villanova (ND 93 - Villanova 72)\*  
 35+ points ..... was on 2/4/10 - Luke Harangody (37) vs. Cincinnati (ND 83 - Cincinnati 65)\*  
 40+ points ..... was on 2/28/08 - Luke Harangody (40) vs. Louisville (ND 85 - Louisville 90)  
 50+ points ..... never  
 15 or more rebounds ..... was on 2/15/12 - Jack Cooley (18) vs. Rutgers (ND 71 - Rutgers 53)\*  
 20 rebounds ..... was on 1/8/01 - Troy Murphy (20) vs. Seton Hall (ND 76 - Seton Hall 78)  
 a "double-double" ..... was on 2/18/12 - Jack Cooley (18 pts., 13 rebs.) vs. Villanova (OT) (ND 74 - Villanova 70)  
 a "triple-double" ..... never  
 20 points and 10 rebounds ..... was on 2/15/12 - Jack Cooley (22 pts., 18 rebs.) vs. Rutgers (ND 71 - Rutgers 53)\*  
 20 points and 20 rebounds ..... was on 1/8/01 - Troy Murphy (25 pts., 20 rebs.) vs. Seton Hall (ND 76 - Seton Hall 78)  
 10 assists ..... was on 2/28/11 - Ben Hansbrough (10) vs. Villanova (ND 93 - Villanova 72)\*  
 10 blocks ..... never  
 10 steals ..... never

### An opposing player had ...

25+ points ..... was on 3/5/11 - Kemba Walker (34), Connecticut (ND 70 - Providence 67)  
 30+ points ..... was on 3/5/11 - Kemba Walker (34), Connecticut (ND 70 - Providence 67)  
 35+ points ..... was on 2/23/11 - Marshon Brooks (52), Providence (ND 94 - Providence 93)  
 40+ points ..... was on 2/23/11 - Marshon Brooks (52), Providence (ND 94 - Providence 93)  
 50+ points ..... was on 2/23/11 - Marshon Brooks (52), Providence (ND 94 - Providence 93)  
 15 rebounds ..... was on 1/2/10 - Stanley Robinson (16), Connecticut (ND 70 - Connecticut 82)  
 20 rebounds ..... was on 1/31/09 - DeJuan Blair (22), Pittsburgh (ND 80 - Pittsburgh 93)  
 a "double-double" ..... was on 2/18/12 - Maurice Sutton (12 pts., 10 rebs.), Villanova (OT) (ND 74 - Villanova 70)  
 a "triple-double" ..... was on 2/21/06 - Marcus Williams (18 pts, 10 rebs, 13 asts), Connecticut (ND 74 - Connecticut 75 - OT)  
 20 points and 10 rebounds ..... was on 1/2/10 - Stanley Robinson (22 pts., 16 rebs.), Connecticut (ND 70 - Connecticut 82)  
 20 points and 20 rebounds ..... was on 1/31/09 - DeJuan Blair (23 pts., 22 rebs.), Pittsburgh (ND 80 - Pittsburgh 93)  
 10 assists ..... was on 2/11/10 - Eugene Harvey (10), Seton Hall (ND 87 - Seton Hall 90)  
 10 blocks ..... was on 1/5/08 - Hasheem Thabeet (10), Connecticut (ND 73 - Connecticut 67)\*  
 10 steals ..... never

Note: Notre Dame began playing as a member of the BIG EAST Conference in 1995-96.

\* indicates Notre Dame home game; @ indicates Purcell Pavilion record; # indicates school record



# 0 Eric Atkins

Sophomore • Guard  
6-1 • 182  
Columbia, Md. • Mount Saint Joseph

### Career Games With:

Double Figure Points .....	26
20-Plus Points.....	3
30-Plus Points.....	N/A
10-Plus Rebounds.....	N/A
10-Plus Assists .....	N/A
Double-Double .....	N/A

### 2011-12 Honors, Awards & Accomplishments

- Named co-captain prior to start of BIG EAST play
- Reached double-figure points in 19 games this season, three times eclipsing 20 points
- Set career highs in points (27) and FT's (12) in opener against Mississippi Valley State (11/12/11)
- Missed Sam Houston State (11/16/11) and Delaware State (11/18/11) games with illness, the first missed games of Irish career
- Dished out career high nine assists against Bryant (11/27/11)
- Career highs in FG's (9) and 3FG's (5) against Maine (12/8/11)
- Grabbed career high 8 rebounds over a career best 50 minutes of play in 2OT win over Louisville (1/7/12)
- Named to BIG EAST Weekly Honor Roll (Feb. 6)

## Season and Career Bests

<b>Points</b>	27 (vs. MVSU 11/12/11) Career 27 (vs. MVSU 11/12/11)	<b>FG's</b>	9 (vs. Maine 12/8/11) Career 9 (vs. Maine 12/8/11)
<b>Rebounds</b>	8 (vs. Louisville 1/7/12) Career 8 (vs. Louisville 1/7/12)	<b>3PT FG's</b>	5 (vs. Maine 12/8/11) Career 5 (vs. Maine 12/8/11)
<b>Assists</b>	9 (on two occasions) Career 9 (on two occasions)	<b>FT's</b>	12 (vs. MVSU 11/12/11) Career 12 (vs. MVSU 11/12/11)
<b>Steals</b>	3 (on four occasions) Career 3 (on six occasions)	<b>Minutes</b>	50 (vs. Louisville 1/7/12) Career 50 (vs. Louisville 1/7/12)
<b>Blocks</b>	1 (vs. DePaul 2/11/12) Career 1 (on two occasions)		

## Game-By-Game Stats

	Start	FG-A	3P-A	FT-A	Reb	PF	TP	A	TO	BK	S	Min
Mississippi Valley State	*	6-7	3-3	12-12	4	3	27	6	4	0	1	37
Detroit	*	4-9	0-2	5-8	2	1	13	4	3	0	0	39
Sam Houston State												DNP - illness
Delaware State												DNP - illness
Missouri	*	2-8	1-1	2-2	1	3	7	1	3	0	0	32
Georgia	*	4-8	1-1	3-4	2	3	12	1	4	0	2	38
Bryant	*	5-10	3-4	5-7	4	0	18	9	2	0	2	36
Gonzaga	*	2-9	0-3	2-2	3	2	6	1	6	0	3	31
Maryland	*	5-16	3-7	3-4	2	3	16	2	1	0	0	40
Maine	*	9-15	5-7	3-4	2	0	26	6	1	0	0	40
Dartmouth	*	0-8	0-3	0-0	4	1	0	3	1	0	1	33
Indiana	*	5-12	0-0	5-6	2	1	15	2	2	0	3	40-
Sacred Heart	*	4-7	1-3	4-6	4	1	13	9	0	0	2	29
Pittsburgh	*	5-8	0-1	5-7	5	2	15	4	0	0	2	40
Cincinnati	*	3-10	2-5	0-0	3	1	8	2	2	0	2	40-
Louisville	*	4-16	1-7	6-8	8	3	15	1	3	0	0	50
South Florida	*	0-2	0-0	0-1	1	2	0	3	3	0	2	39
Connecticut	*	8-15	4-7	0-1	3	2	20	2	2	0	0	40-
Rutgers	*	4-14	3-7	4-6	2	0	15	5	2	0	1	40
Syracuse	*	2-6	1-4	0-0	6	5	5	5	2	0	0	25
Seton Hall	*	3-8	1-5	7-9	5	0	14	2	2	0	2	39
Connecticut	*	5-12	2-6	1-2	1	1	13	3	0	0	0	38
Marquette	*	5-9	3-4	5-5	4	3	18	5	3	0	1	39
West Virginia	*	3-9	1-7	0-0	4	2	7	1	2	0	1	39
DePaul	*	5-9	1-4	3-4	4	1	14	6	4	1	3	40
Rutgers	*	2-9	1-2	5-7	2	0	10	8	0	0	1	39
Villanova	*	5-13	2-7	5-7	1	3	17	5	1	0	1	45
West Virginia	*	6-11	0-2	1-3	4	3	13	8	3	0	3	39
St. John's												
Georgetown												
Providence												

### Career Stats vs. The BIG EAST


Opponent	GP-GS	Min.	FG-A	3PT-A	FT-A	Reb.	A	PF	B	S	Pts.
Cincinnati	3-2	94	6-18	3-7	6-6	8/2.7	8	5	0	2	23/7.7
Connecticut	4-3	138	17-39	8-19	4-10	5/1.3	13	6	0	4	46/11.5
DePaul	2-1	61	7-12	2-6	4-5	6/3.0	9	1	1	3	20/10.0
Georgetown	1-0	19	0-2	0-1	0-0	1/1.0	2	4	0	0	0/0.0
Louisville	3-1	89	5-20	1-8	6-8	9/3.0	8	7	0	2	17/5.7
Marquette	3-2	96	14-24	6-12	11-12	5/1.7	9	7	0	4	45/15.0
Pittsburgh	2-1	62	6-9	0-1	5-7	5/2.5	5	2	0	3	17/8.5
Providence	1-0	17	0-0	0-0	3-4	1/1.0	0	2	0	0	3/3.0
Rutgers	3-2	102	8-27	4-9	10-15	6/2.0	19	3	0	4	30/10.0
St. John's	2-2	77	3-8	2-5	8-10	1/0.5	11	6	0	3	16/8.0
Seton Hall	2-1	55	3-9	1-5	7-9	5/2.5	3	2	0	2	14/7.0
USF	2-1	56	0-6	0-1	0-1	1/0.5	10	2	0	3	0/0.0
Syracuse	2-1	41	3-11	2-7	0-0	7/3.5	7	7	0	2	8/4.0
Villanova	2-1	64	6-14	3-8	7-10	1/0.5	6	5	0	1	22/11.0
West Virginia	3-2	99	9-22	1-9	1-3	9/3.0	12	8	0	4	20/6.7

## Career Statistics

Season	GP-GS	Min	Avg	FG-A	Pct	3FG-A	Pct	FT-A	Pct	O-D-TOT	Avg	PF-FO	Ast	TO	Blk	Stl	Pts	Avg
2010-11	34-6	863	25.4	61-150	.407	23-66	.348	53-76	.697	16-46-62	1.8	60-0	110	43	1	21	198	5.8
2011-12	26-26	987	38.0	106-260	.408	39-102	.382	86-115	.748	16-67-83	3.2	46-1	104	56	1	33	337	13.0
<b>TOTAL</b>	<b>60-32</b>	<b>1850</b>	<b>30.8</b>	<b>167-410</b>	<b>.407</b>	<b>62-168</b>	<b>.369</b>	<b>139-191</b>	<b>.728</b>	<b>32-113-145</b>	<b>2.4</b>	<b>106-1</b>	<b>214</b>	<b>99</b>	<b>2</b>	<b>54</b>	<b>535</b>	<b>8.9</b>

## Career BIG EAST Statistics

Season	GP-GS	Min	Avg	FG-A	Pct	3FG-A	Pct	FT-A	Pct	O-D-TOT	Avg	PF-FO	Ast	TO	Blk	Stl	Pts	Avg
2010-11	18-5	447	24.8	27-64	.422	11-29	.379	28-38	.737	4-11-15	0.8	34-0	60	22	0	18	93	5.2
2011-12	15-15	592	39.5	60-151	.397	22-68	.324	42-60	.700	9-44-53	3.5	28-1	60	29	1	19	184	12.3
<b>TOTAL</b>	<b>33-20</b>	<b>1039</b>	<b>31.5</b>	<b>87-215</b>	<b>.405</b>	<b>33-97</b>	<b>.340</b>	<b>70-98</b>	<b>.714</b>	<b>13-55-68</b>	<b>2.1</b>	<b>62-1</b>	<b>120</b>	<b>51</b>	<b>1</b>	<b>37</b>	<b>277</b>	<b>8.4</b>



# 4 Patrick Crowley | Sophomore • Guard 6-3 • 190 Los Gatos, Calif. • St. Francis

### Career Games With:

Double Figure Points .....	N/A
20-Plus Points.....	N/A
30-Plus Points.....	N/A
10-Plus Rebounds.....	N/A
10-Plus Assists .....	N/A
Double-Double .....	N/A

## Season and Career Bests

<b>Points</b>		<b>FG's</b>	
Season	5 (vs. Sacred Heart 12/19/11)	Season	2 (vs. Sacred Heart 12/19/11)
Career	5 (vs. Sacred Heart 12/19/11)	Career	2 (vs. Sacred Heart 12/19/11)
<b>Rebounds</b>		<b>3PT FG's</b>	
Season	1 (on two occasions)	Season	1 (vs. Sacred Heart 12/19/11)
Career	1 (on two occasions)	Career	1 (vs. Sacred Heart 12/19/11)
<b>Assists</b>		<b>FT's</b>	
Season	1 (vs. Sacred Heart 12/19/11)	Season	--
Career	1 (vs. Sacred Heart 12/19/11)	Career	--
<b>Steals</b>		<b>Minutes</b>	
Season	1 (vs. Dartmouth 12/10/11)	Season	4 (vs. Sacred Heart 12/19/11)
Career	1 (vs. Dartmouth 12/10/11)	Career	4 (vs. Sacred Heart 12/19/11)
<b>Blocks</b>			
Season	--		
Career	--		

### 2011-12 Honors, Awards & Accomplishments

- Pulled down first career rebound vs. Sam Houston State (11/16/11)
- Recorded first career steal against Dartmouth (12/10/11)
- Scored career high five points to go along with first career FG's (2), 3FG (1) and assist (1) in a career best four minutes against Sacred Heart (12/19/11)

## Game-By-Game Stats

	Start	FG-A	3P-A	FT-A	Reb	PF	TP	A	TO	BK	S	Min
Mississippi Valley State		0-0	0-0	0-0	0	0	0	0	0	0	0	1
Detroit					DNP							
Sam Houston State		0-1	0-0	0-0	1	0	0	0	0	0	0	2
Delaware State		0-0	0-0	0-0	0	0	0	0	1	0	0	1
Missouri					DNP							
Georgia					DNP							
Bryant		0-2	0-2	0-0	0	0	0	0	0	0	0	2
Gonzaga					DNP							
Maryland					DNP							
Maine					DNP							
Dartmouth		0-2	0-0	0-0	0	0	0	0	0	0	1	2
Indiana					DNP							
Sacred Heart		2-3	1-1	0-0	1	0	5	1	0	0	0	4
Pittsburgh					DNP							
Cincinnati		0-0	0-0	0-0	0	0	0	0	0	0	0	0+
Louisville					DNP							
South Florida		0-0	0-0	0-0	0	0	0	0	0	0	0	0+
Connecticut		0-0	0-0	0-0	0	0	0	0	0	0	0	0+
Rutgers					DNP							
Syracuse					DNP							
Seton Hall					DNP							
Connecticut					DNP							
Marquette					DNP							
West Virginia					DNP							
DePaul					DNP							
Rutgers		0-1	0-0	0-0	0	0	0	0	0	0	0	1
Villanova					DNP							
West Virginia		0-1	0-0	0-0	0	0	0	0	0	0	0	2
St. John's												
Georgetown												
Providence												

### Career Stats vs. The BIG EAST

Opponent	GP-GS	Min.	FG-A	3PT-A	FT-A	Reb.	A	PF	B	S	Pts.
Cincinnati	1-0	0+	0-0	0-0	0-0	0/0.0	0	0	0	0	0/0.0
Connecticut	1-0	0+	0-0	0-0	0-0	0/0.0	0	0	0	0	0/0.0
DePaul	0-0	0	0-0	0-0	0-0	0/0.0	0	0	0	0	0/0.0
Georgetown	0-0	0	0-0	0-0	0-0	0/0.0	0	0	0	0	0/0.0
Louisville	0-0	0	0-0	0-0	0-0	0/0.0	0	0	0	0	0/0.0
Marquette	0-0	0	0-0	0-0	0-0	0/0.0	0	0	0	0	0/0.0
Pittsburgh	0-0	0	0-0	0-0	0-0	0/0.0	0	0	0	0	0/0.0
Providence	0-0	0	0-0	0-0	0-0	0/0.0	0	0	0	0	0/0.0
Rutgers	1-0	1	0-1	0-0	0-0	0/0.0	0	0	0	0	0/0.0
St. John's	0-0	0	0-0	0-0	0-0	0/0.0	0	0	0	0	0/0.0
Seton Hall	0-0	0	0-0	0-0	0-0	0/0.0	0	0	0	0	0/0.0
USF	1-0	0+	0-0	0-0	0-0	0/0.0	0	0	0	0	0/0.0
Syracuse	0-0	0	0-0	0-0	0-0	0/0.0	0	0	0	0	0/0.0
Villanova	0-0	0	0-0	0-0	0-0	0/0.0	0	0	0	0	0/0.0
West Virginia	1-0	2	0-1	0-0	0-0	0/0.0	0	0	0	0	0/0.0

### Career Statistics

Season	GP-GS	Min	Avg	FG-A	Pct	3FG-A	Pct	FT-A	Pct	O-D-TOT	Avg	PF-FO	Ast	TO	Blk	Stl	Pts	Avg
2011-12	11-0	15	1.4	2-10	.200	1-3	.333	0-0	.000	1-1-2	0.2	0-0	1	1	0	1	5	0.5
<b>TOTAL</b>	<b>11-0</b>	<b>15</b>	<b>1.4</b>	<b>2-10</b>	<b>.200</b>	<b>1-3</b>	<b>.333</b>	<b>0-0</b>	<b>.000</b>	<b>1-1-2</b>	<b>0.2</b>	<b>0-0</b>	<b>1</b>	<b>1</b>	<b>0</b>	<b>1</b>	<b>5</b>	<b>0.5</b>

### Career BIG EAST Statistics

Season	GP-GS	Min	Avg	FG-A	Pct	3FG-A	Pct	FT-A	Pct	O-D-TOT	Avg	PF-FO	Ast	TO	Blk	Stl	Pts	Avg
2011-12	5-0	3	0.6	0-2	.000	0-0	.000	0-0	.000	0-0-0	0.0	0-0	0	0	0	0	0	0.0
<b>TOTAL</b>	<b>5-0</b>	<b>3</b>	<b>0.6</b>	<b>0-2</b>	<b>.000</b>	<b>0-0</b>	<b>.000</b>	<b>0-0</b>	<b>.000</b>	<b>0-0-0</b>	<b>0.0</b>	<b>0-0</b>	<b>0</b>	<b>0</b>	<b>0</b>	<b>0</b>	<b>0</b>	<b>0.0</b>





# 12 Alex Dragicevich

Sophomore • Guard

6-7 • 221

Northbrook, Ill. • Glenbrook North

### Career Games With:

Double Figure Points .....	6
20-Plus Points.....	1
30-Plus Points.....	N/A
10-Plus Rebounds.....	N/A
10-Plus Assists .....	N/A
Double-Double .....	N/A

## Season and Career Bests

<b>Points</b>	Season 22 (vs. Pittsburgh 12/27/11) Career 22 (vs. Pittsburgh 12/27/11)	<b>FG's</b>	Season 8 (vs. Pittsburgh 12/27/11) Career 8 (vs. Pittsburgh 12/27/11)
<b>Rebounds</b>	Season 5 (vs. Sacred Heart 12/19/11) Career 5 (vs. Sacred Heart 12/19/11)	<b>3PT FG's</b>	Season 4 (vs. Pittsburgh 12/27/11) Career 4 (vs. Pittsburgh 12/27/11)
<b>Assists</b>	Season 7 (vs. Delaware St. 11/18/11) Career 7 (vs. Delaware St. 11/18/11)	<b>FT's</b>	Season 4 (vs. Maine 12/8/11) Career 4 (on two occasions)
<b>Steals</b>	Season 1 (on four occasions) Career 1 (on five occasions)	<b>Minutes</b>	Season 38 (vs. Delaware St. 11/18/11) Career 38 (vs. Delaware St. 11/18/11)
<b>Blocks</b>	Season 2 (vs. Maryland 12/4/11) Career 2 (vs. Maryland 12/4/11)		

### 2011-12 Honors, Awards & Accomplishments

- Recorded first career block vs. Detroit (11/14/11)
- Posted first career start against Sam Houston State (11/16/11)
- Set career mark in minutes (38) against Delaware State (11/18/11)
- Career best two blocks versus Maryland (12/4/11)
- Matched career best 3FG's (3) against Indiana (12/17/11)
- Pulled down career best 5 rebounds versus Sacred Heart (12/19/11)
- Set career bests in points (22), FG's (8) and 3FG's (4) against Pittsburgh (12/27/11)
- Named to the BIG EAST Weekly Honor Roll (Jan. 2)

## Game-By-Game Stats

	Start	FG-A	3P-A	FT-A	Reb	PF	TP	A	TO	BK	S	Min
Mississippi Valley State		2-7	0-3	3-4	4	0	7	2	0	0	0	21
Detroit		0-2	0-1	2-4	2	0	2	1	0	1	0	13
Sam Houston State	*	2-6	1-4	2-4	3	0	7	3	1	1	0	33
Delaware State	*	6-12	3-8	3-4	3	2	18	7	1	0	0	38
Missouri		0-2	0-2	0-0	0	3	0	0	1	0	0	10
Georgia		0-1	0-0	0-0	0	1	0	0	0	0	0	7
Bryant		5-11	3-8	0-0	4	1	13	0	1	0	0	25
Gonzaga		1-2	0-0	1-2	3	1	3	0	1	0	0	15
Maryland		3-5	2-4	0-0	0	2	8	1	1	2	0	14
Maine		4-10	2-8	4-4	2	0	14	3	0	1	0	31
Dartmouth	*	5-9	2-5	3-4	3	1	15	2	0	1	1	25
Indiana	*	3-6	3-5	0-0	2	2	9	0	3	0	0	33
Sacred Heart	*	4-8	2-5	2-2	5	1	12	1	3	1	0	28
Pittsburgh	*	8-13	4-7	2-4	2	3	22	0	1	0	0	33
Cincinnati	*	2-11	0-6	2-2	2	2	6	1	0	0	0	22
Louisville	*	0-4	0-3	0-0	1	2	0	1	2	0	0	21
South Florida	*	3-6	1-2	0-0	1	2	7	4	2	0	1	27
Connecticut	*	1-5	0-2	0-0	0	0	2	0	1	0	0	17
Rutgers		2-4	0-1	0-0	1	1	4	0	0	1	0	11
Syracuse		2-5	2-4	3-5	3	0	9	2	1	0	1	31
Seton Hall		3-6	2-4	1-1	1	1	9	0	1	0	1	27
Connecticut		0-4	0-2	0-0	1	0	0	1	0	0	0	11
Marquette		1-5	0-2	2-2	2	0	4	1	0	1	0	19
West Virginia		1-2	0-1	1-2	4	1	3	3	1	0	0	16
DePaul		2-4	2-2	2-2	2	0	8	1	0	0	0	17
Rutgers		3-7	2-5	0-0	1	3	8	1	1	0	0	25
Villanova		0-2	0-1	0-0	0	0	0	0	1	0	0	10
West Virginia		2-3	2-3	2-2	1	1	8	1	2	0	0	20
St. John's												
Georgetown												
Providence												

### Career Stats vs. The BIG EAST

Opponent	GP-GS	Min.	FG-A	3PT-A	FT-A	Reb.	A	PF	B	S	Pts.
Cincinnati	2-1	26	2-11	0-6	2-2	3/1.5	2	2	0	0	6/3.0
Connecticut	2-1	28	1-9	0-4	0-0	1/0.5	1	0	0	0	2/1.0
DePaul	2-0	20	2-4	2-2	2-2	3/1.5	1	0	0	0	8/4.0
Georgetown	0-0	0	0-0	0-0	0-0	0/0.0	0	0	0	0	0/0.0
Louisville	1-1	21	0-4	0-3	0-0	1/1.0	1	2	0	0	0/0.0
Marquette	2-0	23	2-6	0-2	2-2	2/1.0	2	0	1	0	6/3.0
Pittsburgh	1-1	33	8-13	4-7	2-4	2/2.0	0	3	0	0	22/22.0
Providence	0-0	0	0-0	0-0	0-0	0/0.0	0	0	0	0	0/0.0
Rutgers	2-0	36	5-11	2-6	0-0	2/1.0	1	4	1	0	12/6.0
St. John's	1-0	3	0-2	0-2	1-2	0/0.0	0	0	0	0	1/1.0
Seton Hall	1-0	27	3-6	2-4	1-1	1/1.0	0	1	0	1	9/9.0
USF	2-1	32	4-8	2-4	0-0	1/0.5	4	2	0	1	10/5.0
Syracuse	1-0	31	2-5	2-4	3-5	3/3.0	2	0	0	1	9/9.0
Villanova	2-0	11	0-2	0-1	0-2	1/0.5	0	0	0	0	0/0.0
West Virginia	3-0	38	3-7	2-6	3-4	5/1.7	4	2	0	0	11/3.7

## Career Statistics

Season	GP-GS	Min	Avg	FG-A	Pct	3FG-A	Pct	FT-A	Pct	O-D-TOT	Avg	PF-FO	Ast	TO	Blk	Stl	Pts	Avg
2010-11	14-0	62	4.4	5-17	.294	2-10	.200	8-13	.615	4-7-11	0.8	1-0	3	2	0	1	20	1.4
2011-12	28-10	600	21.4	65-162	.401	33-98	.337	35-48	.729	10-43-53	1.9	30-0	36	25	9	4	198	7.1
<b>TOTAL</b>	<b>42-10</b>	<b>662</b>	<b>15.8</b>	<b>70-179</b>	<b>.391</b>	<b>35-108</b>	<b>.324</b>	<b>43-61</b>	<b>.705</b>	<b>14-50-64</b>	<b>1.5</b>	<b>31-0</b>	<b>39</b>	<b>27</b>	<b>9</b>	<b>5</b>	<b>218</b>	<b>5.2</b>

## Career BIG EAST Statistics

Season	GP-GS	Min	Avg	FG-A	Pct	3FG-A	Pct	FT-A	Pct	O-D-TOT	Avg	PF-FO	Ast	TO	Blk	Stl	Pts	Avg
2010-11	6-0	18	3.0	2-7	.286	1-6	.167	1-4	.250	0-2-2	0.3	0-0	1	2	0	0	6	1.0
2011-12	15-5	307	20.5	30-81	.370	15-45	.333	15-20	.750	5-17-22	1.5	16-0	16	13	2	3	90	6.0
<b>TOTAL</b>	<b>21-5</b>	<b>325</b>	<b>15.5</b>	<b>32-88</b>	<b>.364</b>	<b>16-51</b>	<b>.314</b>	<b>16-24</b>	<b>.667</b>	<b>5-19-24</b>	<b>1.1</b>	<b>16-0</b>	<b>17</b>	<b>15</b>	<b>2</b>	<b>3</b>	<b>96</b>	<b>4.6</b>



# 14 Scott Martin | Senior • Guard 6-8 • 222 Valparaiso, Ind. • Valparaiso

### Career Games With:

Double Figure Points ...46 (33 with ND)  
20-Plus Points.....2 (2 with ND)  
30-Plus Points.....N/A  
10-Plus Rebounds.....3 (3 with ND)  
10-Plus Assists .....N/A  
Double-Double .....3 (3 with ND)

### 2011-12 Honors, Awards & Accomplishments

- Team Captain
- Scored career-high 23 points in win over Delaware State (11/18/11) while also hitting a career-best four three-pointers
- Set season-best mark in rebounds with eight against Bryant (11/27/11)
- Missed first game of season versus Dartmouth (12/10/11) with mild concussion
- Posted first double-double of season and second of career with 11 pts., 12 rebs. against Louisville in a career best 48 minutes (1/7/12)
- Set career high in rebounds en route to second consecutive double-double (15 pts., 13 rebs.) against USF (1/10/12)
- Reached double-figures in five straight games (Louisville, South Florida, Connecticut, Rutgers, Syracuse)

## Season and Career Bests

<b>Points</b>	Season 23 (vs. Delaware St. 11/18/11) Career 23 (vs. Delaware St. 11/18/11)	<b>FG's</b>	Season 8 (vs. Delaware State 11/18/11) Career 8 (on two occasions)
<b>Rebounds</b>	Season 13 (vs. USF 1/10/12) Career 13 (vs. USF 1/10/12)	<b>3PT FG's</b>	Season 4 (vs. Delaware St. 11/18/11) Career 4 (vs. Delaware St. 11/18/11)
<b>Assists</b>	Season 4 (on two occasions) Career 6 (vs. Syracuse 1/1/11)	<b>FT's</b>	Season 5 (on two occasions) Career 8 (on three occasions)
<b>Steals</b>	Season 4 (vs. Villanova 2/20/12) Career 4 (on two occasions)	<b>Minutes</b>	Season 48 (vs. Louisville 1/7/12) Career 48 (vs. Louisville 1/7/12)
<b>Blocks</b>	Season 3 (vs. Indiana 12/17/11) Career 3 (on four occasions)		

## Game-By-Game Stats

	Start	FG-A	3P-A	FT-A	Reb	PF	TP	A	TO	BK	S	Min
Mississippi Valley State	*	6-14	2-6	1-2	5	3	15	2	3	0	1	34
Detroit	*	1-7	1-5	0-0	6	2	3	0	3	0	1	39
Sam Houston State	*	4-9	2-4	1-2	5	3	11	1	2	0	1	30
Delaware State	*	8-18	4-9	3-4	5	4	23	3	0	0	0	35
Missouri	*	3-8	1-3	5-6	5	2	12	1	2	0	2	31
Georgia	*	2-9	0-5	2-2	3	3	6	0	1	1	2	34
Bryant	*	5-12	1-4	1-2	8	3	12	0	1	0	1	28
Gonzaga	*	0-6	0-3	1-3	4	2	1	0	2	1	1	29
Maryland	*	2-6	1-4	2-2	4	5	7	3	2	0	0	31
Maine	*	2-4	0-2	0-0	0	0	4	1	1	0	0	9
Dartmouth							DNP					
Indiana	*	1-4	0-1	4-8	7	2	6	2	3	3	0	36
Sacred Heart	*	3-6	0-1	3-4	5	2	9	1	0	0	2	23
Pittsburgh	*	2-7	0-4	0-0	6	3	4	2	0	0	1	31
Cincinnati	*	0-6	0-3	0-0	8	2	0	2	3	1	0	29
Louisville	*	4-14	0-7	3-3	12	2	11	3	3	1	3	48
South Florida	*	7-14	1-4	0-0	13	1	15	2	0	0	2	39
Connecticut	*	5-14	0-5	2-2	9	4	12	1	2	0	0	40-
Rutgers	*	5-9	1-2	0-1	6	2	11	1	2	1	1	40
Syracuse	*	5-8	2-2	1-2	6	3	13	3	5	1	1	38
Seton Hall	*	1-6	1-4	0-0	5	4	3	1	1	1	1	29
Connecticut	*	4-8	2-5	0-0	7	3	10	3	3	0	1	40
Marquette	*	5-9	1-2	0-0	5	1	11	4	1	1	1	40
West Virginia	*	5-7	2-3	0-0	2	3	12	0	1	1	0	40
DePaul	*	3-10	0-3	1-2	4	2	7	3	2	0	0	40
Rutgers	*	1-5	0-1	5-6	2	3	7	3	0	0	0	38
Villanova	*	1-9	0-1	4-4	5	4	6	4	0	0	4	44
West Virginia	*	5-7	3-4	2-2	6	3	15	1	0	0	0	36
St. John's												
Georgetown												
Providence												

### Career Stats vs. The BIG EAST


Opponent	GP-GS	Min.	FG-A	3PT-A	FT-A	Reb.	A	PF	B	S	Pts.
Cincinnati	3-3	95	9-24	3-7	1-3	19/6.3	5	3	2	1	22/7.3
Connecticut	4-4	145	15-38	4-17	5-9	25/6.3	7	13	1	1	39/9.8
DePaul	3-3	106	12-30	4-11	4-6	12/4.0	5	6	0	2	32/10.7
Georgetown	1-1	30	5-9	1-1	0-4	3/3.0	1	1	0	1	11/11.0
Louisville	4-4	153	17-43	4-19	11-17	29/7.3	10	8	1	7	49/12.3
Marquette	3-3	109	10-29	2-9	9-12	19/6.3	7	7	2	1	31/10.3
Pittsburgh	2-2	67	5-17	3-10	1-2	7/3.5	3	5	0	1	14/7.0
Providence	1-1	33	4-8	2-4	0-0	5/5.0	1	3	0	1	10/10.0
Rutgers	3-3	112	9-20	1-4	13-16	10/3.3	7	7	1	1	32/10.7
St. John's	2-2	64	7-18	0-6	2-4	12/6.0	3	5	0	0	16/8.0
Seton Hall	2-2	64	3-13	3-9	0-0	9/4.5	4	5	2	3	9/4.5
USF	2-2	69	11-20	3-7	0-0	20/10.0	4	1	3	3	25/12.5
Syracuse	2-2	72	8-17	2-4	5-6	13/6.5	9	5	2	2	23/11.5
Villanova	2-2	72	3-14	1-3	4-4	5/2.5	5	6	0	4	11/5.5
West Virginia	3-3	108	14-25	6-13	2-2	14/4.7	1	10	1	0	36/12.0

### Career Statistics

Season	GP-GS	Min	Avg	FG-A	Pct	3FG-A	Pct	FT-A	Pct	O-D-TOT	Avg	PF-FO	Ast	TO	Blk	Stl	Pts	Avg
2007-08	32-8	700	21.9	84-225	.373	26-83	.313	78-112	.696	42-79-121	3.8	78-3	44	48	21	31	272	8.5
2008-09										Sat Out Due To NCAA Transfer Rules								
2009-10										Did Not Play Due To Injury								
2010-11	33-33	1008	30.5	115-269	.428	34-102	.333	55-86	.640	33-125-158	4.8	63-0	61	51	10	16	319	9.7
2011-12	27-27	931	34.5	90-236	.381	25-97	.258	41-57	.719	24-129-153	5.7	71-1	47	43	12	26	246	9.1
<b>TOTAL</b>	<b>92-68</b>	<b>2639</b>	<b>28.7</b>	<b>289-730</b>	<b>.396</b>	<b>85-282</b>	<b>.301</b>	<b>174-255</b>	<b>.682</b>	<b>99-333-432</b>	<b>4.7</b>	<b>212-4</b>	<b>152</b>	<b>142</b>	<b>43</b>	<b>73</b>	<b>837</b>	<b>9.1</b>

### Career BIG EAST Statistics

Season	GP-GS	Min	Avg	FG-A	Pct	3FG-A	Pct	FT-A	Pct	O-D-TOT	Avg	PF-FO	Ast	TO	Blk	Stl	Pts	Avg
2008-09										Sat Out Due To NCAA Transfer Rules								
2009-10										Did Not Play Due To Injury								
2010-11	18-18	593	32.9	60-151	.397	19-57	.333	31-49	.633	18-73-91	5.1	38-0	33	32	7	9	170	9.4
2011-12	15-15	572	38.1	53-133	.398	13-50	.260	18-22	.818	16-80-96	6.4	40-0	33	23	7	15	137	9.1
<b>TOTAL</b>	<b>33-33</b>	<b>1165</b>	<b>35.3</b>	<b>113-284</b>	<b>.398</b>	<b>32-107</b>	<b>.299</b>	<b>49-71</b>	<b>.690</b>	<b>34-153-187</b>	<b>5.7</b>	<b>78-0</b>	<b>66</b>	<b>55</b>	<b>14</b>	<b>24</b>	<b>307</b>	<b>9.3</b>



# 21 Tim Abromaitis | Graduate Student • Forward 6-8 • 236 Unionville, Conn. • Farmington

### Career Games With:

Double Figure Points .....	58
20-Plus Points.....	22
30-Plus Points.....	3
10-Plus Rebounds.....	4
10-Plus Assists .....	N/A
Double-Double .....	3

## Season and Career Bests

<b>Points</b>	Season 22 (vs. Missouri 11/21/11) Career 31 (vs. UCF 12/6/09)	<b>FG's</b>	Season 9 (vs. Missouri 11/21/11) Career 11 (on two occasions)
<b>Rebounds</b>	Season 8 (vs. Missouri 11/21/11) Career 11 (on two occasions)	<b>3PT FG's</b>	Season -- Career 9 (vs. Villanova 2/28/11)
<b>Assists</b>	Season 3 (vs. Missouri 11/21/11) Career 7 (vs. Chicago State 11/17/10)	<b>FT's</b>	Season 4 (on two occasions) Career 12 (vs. Seton Hall 2/11/10)
<b>Steals</b>	Season 1 (vs. Georgia 11/22/11) Career 3 (vs. DePaul 2/3/11)	<b>Minutes</b>	Season 38 (on two occasions) Career 46 (vs. Georgia 11/25/10)
<b>Blocks</b>	Season -- Career 2 (on four occasions)		

### 2011-12 Honors, Awards & Accomplishments

- Preseason All-BIG EAST First Team
- John R. Wooden Award Preseason Top 50 List
- Naismith Trophy Preseason Watch List
- Lowe's Senior CLASS Award Candidate
- Team Captain
- Returned to Irish lineup in Progressive CBE Classic semifinal game against Missouri (11/21/11)
- Out for remainder of season with torn ACL

## Game-By-Game Stats

	Start	FG-A	3P-A	FT-A	Reb	PF	TP	A	TO	BK	S	Min
Mississippi Valley State					DNP							
Detroit					DNP							
Sam Houston State					DNP							
Delaware State					DNP							
Missouri	*	9-18	0-4	4-5	8	2	22	3	4	0	0	38
Georgia	*	1-12	0-7	4-4	6	5	6	2	2	0	1	38
Bryant					DNP-injury							
Gonzaga					DNP-injury							
Maryland					DNP-injury							
Maine					DNP-injury							
Dartmouth					DNP-injury							
Indiana					DNP-injury							
Sacred Heart					DNP-injury							
Pittsburgh					DNP-injury							
Cincinnati					DNP-injury							
Louisville					DNP-injury							
South Florida					DNP-injury							
Connecticut					DNP-injury							
Rutgers					DNP-injury							
Syracuse					DNP-injury							
Seton Hall					DNP-injury							
Connecticut					DNP-injury							
Marquette					DNP-injury							
West Virginia					DNP-injury							
DePaul					DNP-injury							
Rutgers					DNP-injury							
Villanova					DNP-injury							
West Virginia					DNP-injury							
St. John's												
Georgetown												
Providence												

### Career Stats vs. The BIG EAST

Opponent	GP-GS	Min.	FG-A	3PT-A	FT-A	Reb.	A	PF	B	S	Pts.
Cincinnati	4-4	127	21-42	10-17	15-20	23/5.8	9	13	1	4	67/16.8
Connecticut	4-3	147	18-42	6-20	6-12	22/5.5	4	7	1	4	48/12.0
DePaul	2-2	62	13-25	6-12	11-12	10/5.0	4	3	0	4	43/21.5
Georgetown	3-2	75	13-31	6-16	9-9	8/2.7	4	3	2	2	41/13.7
Louisville	3-3	130	22-41	5-11	19-20	16/5.3	5	7	2	1	68/22.7
Marquette	4-3	110	12-32	3-14	9-11	17/4.3	4	6	0	1	36/9.0
Pittsburgh	3-3	102	7-15	3-6	9-10	9/3.0	1	3	3	0	26/8.7
Providence	2-2	62	19-30	9-15	3-6	12/6.0	2	2	0	2	50/25.0
Rutgers	2-2	72	10-21	4-11	3-4	18/9.0	3	5	0	0	27/13.5
St. John's	3-3	113	15-31	7-15	9-11	18/6.0	5	8	0	3	46/15.3
Seton Hall	4-3	116	11-29	7-16	20-24	22/5.5	4	5	0	1	49/12.3
USF	3-3	91	12-24	5-11	1-1	11/3.7	6	5	1	3	30/10.0
Syracuse	2-2	76	16-32	8-17	1-3	9/4.5	5	7	1	1	41/20.5
Villanova	2-2	74	13-30	11-21	9-12	9/4.5	6	6	0	0	46/23.0
West Virginia	3-3	98	8-23	4-12	13-17	15/5.0	4	11	1	2	33/11.0

### Career Statistics

Season	GP-GS	Min	Avg	FG-A	Pct	3FG-A	Pct	FT-A	Pct	O-D-TOT	Avg	PF-FO	Ast	TO	Blk	Stl	Pts	Avg
2007-08	12-0	40	3.3	6-21	.286	1-8	.125	7-7	1.000	5-7-12	1.0	5-0	3	4	1	1	20	1.7
2008-09										Did Not Play								
2009-10	35-26	1104	31.5	183-370	.495	81-189	.429	117-134	.873	43-123-166	4.7	76-1	52	42	11	17	564	16.1
2010-11	34-34	1162	34.2	169-371	.456	78-182	.429	109-139	.784	45-161-206	6.1	66-1	61	52	15	26	525	15.4
2011-12	2-2	76	38.0	10-30	.333	0-11	.000	8-9	.889	2-12-14	7.0	7-1	5	6	0	1	28	14.0
<b>TOTAL</b>	<b>83-62</b>	<b>2382</b>	<b>28.7</b>	<b>368-792</b>	<b>.465</b>	<b>160-390</b>	<b>.410</b>	<b>241-289</b>	<b>.834</b>	<b>95-303-398</b>	<b>4.8</b>	<b>154-3</b>	<b>121</b>	<b>104</b>	<b>27</b>	<b>45</b>	<b>1137</b>	<b>13.7</b>

### Career BIG EAST Statistics

Season	GP-GS	Min	Avg	FG-A	Pct	3FG-A	Pct	FT-A	Pct	O-D-TOT	Avg	PF-FO	Ast	TO	Blk	Stl	Pts	Avg
2007-08	3-0	5	1.7	1-2	.500	0-1	.000	2-2	1.000	0-0-0	0.0	1-0	1	1	0	0	4	1.3
2008-09										Did Not Play								
2009-10	18-17	647	35.9	102-217	.470	45-109	.413	78-90	.867	28-74-102	5.7	37-1	34	25	6	9	327	18.2
2010-11	18-18	632	35.1	89-188	.473	43-91	.473	43-61	.705	22-75-97	5.4	39-1	24	32	5	16	264	14.7
2011-12	0-0	0	0.0	0-0	.000	0-0	.000	0-0	.000	0-0-0	0.0	0-0	0	0	0	0	0	0.0
<b>TOTAL</b>	<b>39-35</b>	<b>1284</b>	<b>32.9</b>	<b>192-407</b>	<b>.472</b>	<b>88-201</b>	<b>.438</b>	<b>123-153</b>	<b>.804</b>	<b>50-149-199</b>	<b>5.1</b>	<b>77-2</b>	<b>59</b>	<b>58</b>	<b>11</b>	<b>25</b>	<b>595</b>	<b>15.3</b>





# 22 Jerian Grant | Sophomore • Guard 6-5 • 195 Bowie, Md. • DeMatha

### Career Games With:

Double Figure Points .....	23
20-Plus Points.....	4
30-Plus Points.....	N/A
10-Plus Rebounds.....	1
10-Plus Assists .....	N/A
Double-Double .....	1

### 2011-12 Honors, Awards & Accomplishments

- Named to the Progressive CBE All-Tournament Team
- Played in first game and recorded first start as member of the Irish in season opener against Mississippi Valley State (11/12/11)
- Tallied first career block against Delaware State (11/18/11)
- Named BIG EAST Rookie of the Week on Nov. 21
- Set career high in FT's (10) against Georgia (11/22/11)
- Pulled down career high 11 rebounds en route to first career double-double (12 pts., 11 rebs.) against Bryant (11/27/11)
- Dished out career best 9 assists against Pittsburgh (12/27/11)
- Career best steals (3) and minutes played (47) in 2OT victory over Louisville (1/7/12)
- Named to BIG EAST Weekly Honor Roll (Jan. 31)
- Score career high 22 points in victory over DePaul (2/11/12)

## Season and Career Bests

<b>Points</b>	22 (vs. DePaul 2/11/12)	<b>FG's</b>	8 (on two occasions)
Season	22 (vs. DePaul 2/11/12)	Season	8 (on two occasions)
Career	22 (vs. DePaul 2/11/12)	Career	8 (on two occasions)
<b>Rebounds</b>	11 (vs. Bryant 11/27/11)	<b>3PT FG's</b>	4 (vs. West Virginia 2/22/12)
Season	11 (vs. Bryant 11/27/11)	Season	4 (vs. West Virginia 2/22/12)
Career	11 (vs. Bryant 11/27/11)	Career	4 (vs. West Virginia 2/22/12)
<b>Assists</b>	9 (on two occasions)	<b>FT's</b>	10 (on two occasions)
Season	9 (on two occasions)	Season	10 (on two occasions)
Career	9 (on two occasions)	Career	10 (on two occasions)
<b>Steals</b>	3 (on two occasions)	<b>Minutes</b>	47 (vs. Louisville 1/7/12)
Season	3 (on two occasions)	Season	47 (vs. Louisville 1/7/12)
Career	3 (on two occasions)	Career	47 (vs. Louisville 1/7/12)
<b>Blocks</b>	1 (on six occasions)		
Season	1 (on six occasions)		
Career	1 (on six occasions)		

## Game-By-Game Stats

	Start	FG-A	3P-A	FT-A	Reb	PF	TP	A	TO	BK	S	Min
Mississippi Valley State	*	4-7	2-3	1-1	2	1	11	5	1	0	2	33
Detroit	*	4-10	3-6	0-0	2	0	11	3	1	0	1	30
Sam Houston State	*	6-6	1-1	4-7	6	0	17	7	1	0	2	36
Delaware State	*	4-6	3-3	6-8	4	3	17	6	2	1	1	39
Missouri	*	3-8	0-2	0-1	1	2	6	2	2	0	0	27
Georgia	*	4-7	2-4	10-11	5	2	20	4	0	0	1	39
Bryant	*	3-7	2-4	4-4	11	0	12	7	1	0	1	33
Gonzaga	*	5-9	0-3	6-7	1	2	16	3	4	0	1	32
Maryland	*	8-13	0-3	4-6	4	3	20	3	2	0	2	39
Maine	*	2-3	1-1	1-2	4	1	6	2	2	1	1	23
Dartmouth	*	0-8	0-6	0-0	3	2	0	4	1	1	2	30
Indiana	*	2-10	1-4	9-10	4	3	14	4	0	0	1	36
Sacred Heart	*	5-10	3-4	2-2	2	1	15	7	0	0	1	31
Pittsburgh	*	5-12	3-7	2-3	1	2	15	9	2	0	1	33
Cincinnati	*	5-12	2-8	5-5	2	3	17	4	3	0	1	37
Louisville	*	4-13	3-8	6-9	3	0	17	3	0	0	3	47
South Florida	*	5-11	2-5	2-2	1	1	14	4	3	0	2	39
Connecticut	*	2-9	2-8	0-2	1	4	6	5	0	0	1	35
Rutgers	*	4-10	1-3	0-1	3	3	9	7	3	0	2	34
Syracuse	*	2-5	1-3	6-6	2	1	11	6	5	0	0	37
Seton Hall	*	2-8	1-3	10-12	5	2	15	4	2	1	0	38
Connecticut	*	2-9	1-4	6-8	5	3	11	6	1	1	3	38
Marquette	*	5-13	2-7	0-0	1	0	12	8	1	1	2	39
West Virginia	*	4-17	2-7	2-2	2	2	12	3	0	0	1	39
DePaul	*	6-10	2-5	8-8	2	0	22	5	2	0	0	36
Rutgers	*	2-5	1-2	6-6	2	2	11	3	3	0	1	36
Villanova	*	3-15	3-10	1-2	3	3	10	9	4	0	2	42
West Virginia	*	8-11	4-5	0-0	2	2	20	3	2	0	1	35
St. John's												
Georgetown												
Providence												

### Career Stats vs. The BIG EAST


Opponent	GP-GS	Min.	FG-A	3PT-A	FT-A	Reb.	A	PF	B	S	Pts.
Cincinnati	1-1	37	5-12	2-8	5-5	2/2.0	4	3	0	1	17/17.0
Connecticut	2-2	73	4-18	3-12	6-10	6/3.0	11	7	1	4	17/8.5
DePaul	1-1	36	6-10	2-5	8-8	2/2.0	5	0	0	0	22/22.0
Georgetown	0-0	0	0-0	0-0	0-0	0/0.0	0	0	0	0	0/0.0
Louisville	1-1	47	4-13	3-8	6-9	3/3.0	3	0	0	3	17/17.0
Marquette	1-1	39	5-13	2-7	0-0	1/1.0	8	0	1	2	12/12.0
Pittsburgh	1-1	33	5-12	3-7	2-3	1/1.0	9	2	0	1	15/15.0
Providence	0-0	0	0-0	0-0	0-0	0/0.0	0	0	0	0	0/0.0
Rutgers	2-2	70	6-15	2-5	6-7	5/2.5	10	5	0	3	20/10.0
St. John's	0-0	0	0-0	0-0	0-0	0/0.0	0	0	0	0	0/0.0
Seton Hall	1-1	38	2-8	1-3	10-12	5/5.0	4	2	1	0	15/15.0
USF	1-1	39	5-11	2-5	2-2	1/1.0	4	1	0	2	14/14.0
Syracuse	1-1	37	2-5	1-3	6-6	2/2.0	6	1	0	0	11/11.0
Villanova	1-1	42	3-15	3-10	1-2	3/3.0	9	3	0	2	10/10.0
West Virginia	2-2	74	12-28	6-12	2-2	4/2.0	6	4	0	2	32/16.0

### Career Statistics

Season	GP-GS	Min	Avg	FG-A	Pct	3FG-A	Pct	FT-A	Pct	O-D-TOT	Avg	PF-FO	Ast	TO	Blk	Stl	Pts	Avg
2010-11										Did Not Play								
2011-12	28-27	993	35.5	109-264	.413	48-129	.372	101-125	.808	14-70-84	3.0	48-0	136	48	6	36	367	13.1
<b>TOTAL</b>	<b>28-27</b>	<b>993</b>	<b>35.5</b>	<b>109-264</b>	<b>.413</b>	<b>48-129</b>	<b>.372</b>	<b>101-125</b>	<b>.808</b>	<b>14-70-84</b>	<b>3.0</b>	<b>48-0</b>	<b>136</b>	<b>48</b>	<b>6</b>	<b>36</b>	<b>367</b>	<b>13.1</b>

### Career BIG EAST Statistics

Season	GP-GS	Min	Avg	FG-A	Pct	3FG-A	Pct	FT-A	Pct	O-D-TOT	Avg	PF-FO	Ast	TO	Blk	Stl	Pts	Avg
2010-11										Did Not Play								
2011-12	15-15	565	37.7	59-160	.369	30-85	.353	54-66	.818	8-27-35	2.3	28-0	79	31	3	20	202	13.5
<b>TOTAL</b>	<b>15-15</b>	<b>565</b>	<b>37.7</b>	<b>59-160</b>	<b>.369</b>	<b>30-85</b>	<b>.353</b>	<b>54-66</b>	<b>.818</b>	<b>8-27-35</b>	<b>2.3</b>	<b>28-0</b>	<b>79</b>	<b>31</b>	<b>3</b>	<b>20</b>	<b>202</b>	<b>13.5</b>



# 24 Pat Connaughton

Freshman • Guard/Forward  
6-5 • 206  
Arlington, Mass. • St. John's Prep

### Career Games With:

Double Figure Points.....	7
20-Plus Points.....	3
30-Plus Points.....	N/A
10-Plus Rebounds.....	1
10-Plus Assists.....	N/A
Double-Double.....	1

### 2011-12 Honors, Awards & Accomplishments

- Set early career bests in points (24), steals (2), FG's (9) and 3FG's (6) against Sam Houston State (11/16/11)
- The six three's against SHSU were most by Irish freshman since Chris Thomas hit six against UConn on March 8, 2002 and the 24 points were most by a freshman since Torin Francis scored 25 against Arizona on March 27, 2003
- Registered first start of career against Delaware State (11/18/11)
- Hit career best 4 FT's against Maryland (12/4/11)
- Got first career BIG EAST start against Syracuse (1/21/12)
- Named BIG EAST Co-Rookie of the Week (Feb. 6) after posting first double-double of career (23 pts, 11 rebs) against Marquette (2/4/12)

## Season and Career Bests

<b>Points</b>	24 (vs. Sam Houston 11/16/11)	<b>FG's</b>	9 (on two occasions)
Season	24 (vs. Sam Houston 11/16/11)	Season	9 (on two occasions)
Career	24 (vs. Sam Houston 11/16/11)	Career	9 (on two occasions)
<b>Rebounds</b>	11 (vs. Marquette 2/4/12)	<b>3PT FG's</b>	7 (vs. Villanova 2/18/12)
Season	11 (vs. Marquette 2/4/12)	Season	7 (vs. Villanova 2/18/12)
Career	11 (vs. Marquette 2/4/12)	Career	7 (vs. Villanova 2/18/12)
<b>Assists</b>	4 (vs. West Virginia 2/22/12)	<b>FT's</b>	4 (vs. Maryland 12/4/11)
Season	4 (vs. West Virginia 2/22/12)	Season	4 (vs. Maryland 12/4/11)
Career	4 (vs. West Virginia 2/22/12)	Career	4 (vs. Maryland 12/4/11)
<b>Steals</b>	2 (on three occasions)	<b>Minutes</b>	37 (vs. Marquette 2/4/12)
Season	2 (on three occasions)	Season	37 (vs. Marquette 2/4/12)
Career	2 (on three occasions)	Career	37 (vs. Marquette 2/4/12)
<b>Blocks</b>	2 (vs. Marquette 2/4/12)		
Season	2 (vs. Marquette 2/4/12)		
Career	2 (vs. Marquette 2/4/12)		

## Game-By-Game Stats

	Start	FG-A	3P-A	FT-A	Reb	PF	TP	A	TO	BK	S	Min
Mississippi Valley State		0-4	0-2	2-2	4	1	2	0	0	0	0	15
Detroit		4-5	0-1	2-3	9	2	10	0	1	0	0	20
Sam Houston State		9-14	6-10	0-1	5	1	24	1	1	0	2	33
Delaware State	*	3-9	1-3	2-2	7	1	9	2	2	0	0	36
Missouri		2-4	1-2	2-3	5	1	7	0	0	1	0	26
Georgia		4-7	1-3	2-4	0	0	11	0	0	0	0	18
Bryant	*	1-5	0-1	0-0	3	0	2	3	1	0	0	24
Gonzaga		4-8	2-3	1-1	3	0	11	0	0	0	1	26
Maryland		2-4	1-2	4-4	6	3	9	0	0	0	1	25
Maine		1-4	0-2	2-2	5	0	4	0	1	0	0	26
Dartmouth	*	1-6	1-6	0-0	4	0	3	3	1	0	0	27
Indiana		1-3	0-1	0-1	4	4	2	1	1	0	1	22
Sacred Heart		1-4	1-2	2-2	2	1	5	0	0	0	0	20
Pittsburgh		1-1	0-0	0-0	0	0	2	2	0	0	0	11
Cincinnati		2-6	1-5	0-0	4	3	5	0	1	0	0	15
Louisville		0-0	0-0	0-0	0	1	0	0	1	0	0	8
South Florida		2-4	1-2	0-0	1	0	5	0	1	1	0	10
Connecticut		1-7	0-3	0-0	4	3	2	0	0	0	2	20
Rutgers		3-8	1-6	0-0	5	4	7	0	0	1	0	29
Syracuse	*	2-3	2-3	1-2	7	2	7	1	2	0	0	24
Seton Hall	*	0-3	0-3	0-0	5	1	0	0	1	0	0	17
Connecticut	*	2-8	2-5	2-2	5	2	8	0	1	0	0	28
Marquette	*	9-12	5-8	0-1	11	1	23	3	2	2	1	37
West Virginia	*	0-3	0-3	0-0	4	0	0	1	1	0	0	29
DePaul	*	4-5	1-2	0-0	4	3	9	2	2	0	1	25
Rutgers	*	3-7	3-6	1-1	5	1	10	0	1	0	0	22
Villanova	*	7-15	7-12	0-0	9	0	21	1	0	0	1	35
West Virginia	*	0-2	0-1	0-0	5	0	0	4	0	0	2	24
St. John's												
Georgetown												
Providence												

### Career Stats vs. The BIG EAST


Opponent	GP-GS	Min.	FG-A	3PT-A	FT-A	Reb.	A	PF	B	S	Pts.
Cincinnati	1-0	15	2-6	1-5	0-0	4/4.0	0	3	0	0	5/5.0
Connecticut	2-1	48	3-15	2-8	2-2	9/4.5	0	5	0	2	10/5.0
DePaul	1-1	25	4-5	1-2	0-0	4/4.0	2	3	0	1	9/9.0
Georgetown	0-0	0	0-0	0-0	0-0	0/0.0	0	0	0	0	0/0.0
Louisville	1-0	8	0-0	0-0	0-0	0/0.0	0	1	0	0	0/0.0
Marquette	1-1	37	9-12	5-8	0-1	11/11.0	3	1	2	1	23/23.0
Pittsburgh	1-0	11	1-1	0-0	0-0	0/0.0	2	0	0	0	2/2.0
Providence	0-0	0	0-0	0-0	0-0	0/0.0	0	0	0	0	0/0.0
Rutgers	2-1	51	6-15	4-12	1-1	10/5.0	0	5	1	0	17/8.5
St. John's	0-0	0	0-0	0-0	0-0	0/0.0	0	0	0	0	0/0.0
Seton Hall	1-1	17	0-3	0-3	0-0	5/5.0	0	1	0	0	0/0.0
USF	1-0	10	2-4	1-2	0-0	1/1.0	0	0	1	0	5/5.0
Syracuse	1-1	24	2-3	2-3	1-2	7/7.0	1	2	0	0	7/7.0
Villanova	1-1	35	7-15	7-12	0-0	9/9.0	1	0	0	1	21/21.0
West Virginia	2-2	53	0-5	0-4	0-0	9/4.5	5	0	0	2	0/0.0

### Career Statistics

Season	GP-GS	Min	Avg	FG-A	Pct	3FG-A	Pct	FT-A	Pct	O-D-TOT	Avg	PF-FO	Ast	TO	Blk	Stl	Pts	Avg
2011-12	28-12	652	23.3	69-161	.429	37-97	.381	23-31	.742	25-101-126	4.5	35-0	24	21	5	12	198	7.1
<b>TOTAL</b>	<b>28-12</b>	<b>652</b>	<b>23.3</b>	<b>69-161</b>	<b>.429</b>	<b>37-97</b>	<b>.381</b>	<b>23-31</b>	<b>.742</b>	<b>25-101-126</b>	<b>4.5</b>	<b>35-0</b>	<b>24</b>	<b>21</b>	<b>5</b>	<b>12</b>	<b>198</b>	<b>7.1</b>

### Career BIG EAST Statistics

Season	GP-GS	Min	Avg	FG-A	Pct	3FG-A	Pct	FT-A	Pct	O-D-TOT	Avg	PF-FO	Ast	TO	Blk	Stl	Pts	Avg
2011-12	15-9	334	22.3	36-84	.429	23-59	.390	4-6	.667	12-57-69	4.6	21-0	14	13	4	7	99	6.6
<b>TOTAL</b>	<b>15-9</b>	<b>334</b>	<b>22.3</b>	<b>36-84</b>	<b>.429</b>	<b>23-59</b>	<b>.390</b>	<b>4-6</b>	<b>.667</b>	<b>12-57-69</b>	<b>4.6</b>	<b>21-0</b>	<b>14</b>	<b>13</b>	<b>4</b>	<b>7</b>	<b>99</b>	<b>6.6</b>



# 25 Tom Knight | Junior • Forward 6-9 • 250 Dixfield, Maine • Dirigo

### Career Games With:

Double Figure Points.....	N/A
20-Plus Points.....	N/A
30-Plus Points.....	N/A
10-Plus Rebounds.....	N/A
10-Plus Assists.....	N/A
Double-Double.....	N/A

### 2011-12 Honors, Awards & Accomplishments

- Started three consecutive games (Maryland, Maine, Dartmouth); first three starts of Irish career
- Career highs in blocks (3), FT's (4) and minutes (25) and tied career high in rebounds (5) against Dartmouth (12/10/11)
- Career high nine points against Sacred Heart (12/19/11)

## Season and Career Bests

<b>Points</b>		<b>FG's</b>	
Season	9 (vs. Sacred Heart 12/19/11)	Season	3 (on four occasions)
Career	9 (vs. Sacred Heart 12/19/11)	Career	3 (on six occasions)
<b>Rebounds</b>		<b>3PT FG's</b>	
Season	5 (vs. Dartmouth 12/10/11)	Season	--
Career	5 (on two occasions)	Career	--
<b>Assists</b>		<b>FT's</b>	
Season	2 (on three occasions)	Season	4 (vs. Dartmouth 12/10/11)
Career	2 (on three occasions)	Career	4 (vs. Dartmouth 12/10/11)
<b>Steals</b>		<b>Minutes</b>	
Season	2 (vs. Sam Houston 11/16/11)	Season	25 (vs. Dartmouth 12/10/11)
Career	2 (vs. Sam Houston 11/16/11)	Career	25 (vs. Dartmouth 12/10/11)
<b>Blocks</b>			
Season	3 (vs. Dartmouth 12/10/11)		
Career	3 (vs. Dartmouth 12/10/11)		

## Game-By-Game Stats

	Start	FG-A	3P-A	FT-A	Reb	PF	TP	A	TO	BK	S	Min
Mississippi Valley State		0-0	0-0	0-0	2	0	0	0	0	0	0	5
Detroit		0-1	0-0	0-0	1	0	0	0	0	0	0	1
Sam Houston State		3-7	0-0	1-2	1	1	7	2	0	0	2	19
Delaware State		3-4	0-0	0-0	0	2	6	0	0	0	0	8
Missouri												DNP
Georgia												DNP
Bryant		2-3	0-0	0-0	0	2	4	1	0	0	0	8
Gonzaga		2-3	0-0	0-0	3	3	4	1	0	2	0	14
Maryland	*	2-3	0-0	0-0	0	2	4	0	0	0	0	9
Maine	*	2-6	0-0	3-5	2	2	7	2	2	1	1	23
Dartmouth	*	2-6	0-0	4-4	5	1	8	1	1	3	1	25
Indiana		0-1	0-0	0-2	0	1	0	0	0	1	0	5
Sacred Heart		3-4	0-0	3-4	1	1	9	2	1	0	0	11
Pittsburgh		3-5	0-0	0-0	1	1	6	0	0	2	0	14
Cincinnati		2-4	0-0	0-1	3	1	4	0	2	0	0	12
Louisville												DNP
South Florida		0-0	0-0	0-0	1	1	0	0	0	1	0	9
Connecticut		1-4	0-0	0-0	4	1	2	0	0	0	0	9
Rutgers		0-0	0-0	0-0	0	0	0	0	0	0	0	3
Syracuse		2-4	0-0	0-0	2	0	4	0	0	0	0	7
Seton Hall		0-0	0-0	0-0	1	3	0	1	1	2	0	8
Connecticut		0-0	0-0	0-0	0	0	0	0	0	0	0	5
Marquette		0-0	0-0	0-0	1	1	0	0	1	0	0	1
West Virginia												DNP
DePaul		0-1	0-0	0-0	0	1	0	0	1	0	0	3
Rutgers		0-0	0-0	1-2	1	0	1	0	1	0	0	3
Villanova		0-0	0-0	0-0	1	0	0	0	1	1	0	3
West Virginia		0-0	0-0	0-0	1	2	0	0	1	0	0	4
St. John's												
Georgetown												
Providence												

### Career Stats vs. The BIG EAST

Opponent	GP-GS	Min.	FG-A	3PT-A	FT-A	Reb.	A	PF	B	S	Pts.
Cincinnati	2-0	16	3-5	0-0	0-1	3/1.5	0	2	0	0	6/3.0
Connecticut	2-0	14	1-4	0-0	0-0	4/2.0	0	1	0	0	2/1.0
DePaul	2-0	5	1-2	0-0	0-0	0/0.0	0	1	0	0	2/1.0
Georgetown	0-0	0	0-0	0-0	0-0	0/0.0	0	0	0	0	0/0.0
Louisville	0-0	0	0-0	0-0	0-0	0/0.0	0	0	0	0	0/0.0
Marquette	2-0	3	0-0	0-0	0-0	2/1.0	0	1	0	0	0/0.0
Pittsburgh	1-0	14	3-5	0-0	0-0	1/1.0	0	1	2	0	6/6.0
Providence	0-0	0	0-0	0-0	0-0	0/0.0	0	0	0	0	0/0.0
Rutgers	2-0	6	0-0	0-0	1-2	1/0.5	0	0	0	0	1/0.5
St. John's	1-0	0	0-0	0-0	0-0	0/0.0	0	0	0	0	0/0.0
Seton Hall	1-0	8	0-0	0-0	0-0	1/1.0	1	3	2	0	0/0.0
USF	2-0	14	0-2	0-0	0-0	1/0.5	0	1	1	0	0/0.0
Syracuse	2-0	7	2-4	0-0	0-0	2/1.0	0	0	0	0	4/2.0
Villanova	2-0	4	0-0	0-0	0-0	2/1.0	1	1	1	0	0/0.0
West Virginia	1-0	4	0-0	0-0	0-0	1/1.0	0	2	0	0	0/0.0


### Career Statistics

Season	GP-GS	Min	Avg	FG-A	Pct	3FG-A	Pct	FT-A	Pct	O-D-TOT	Avg	PF-FO	Ast	TO	Blk	Stl	Pts	Avg	
2009-10										Did Not Play									
2010-11	14-0	53	3.8	9-19	.474	0-0	.000	2-2	1.000	7-9-16	1.1	3-0	3	1	2	0	20	1.4	
2011-12	24-3	209	8.7	27-56	.482	0-0	.000	12-20	.600	14-17-31	1.3	26-0	10	12	13	5	66	2.8	
<b>TOTAL</b>	<b>38-3</b>	<b>262</b>	<b>6.9</b>	<b>36-75</b>	<b>.480</b>	<b>0-0</b>	<b>.000</b>	<b>14-22</b>	<b>.636</b>	<b>21-26-47</b>	<b>1.2</b>	<b>29-0</b>	<b>13</b>	<b>13</b>	<b>15</b>	<b>5</b>	<b>86</b>	<b>2.3</b>	

### Career BIG EAST Statistics

Season	GP-GS	Min	Avg	FG-A	Pct	3FG-A	Pct	FT-A	Pct	O-D-TOT	Avg	PF-FO	Ast	TO	Blk	Stl	Pts	Avg	
2009-10										Did Not Play									
2010-11	6-0	11	1.8	1-3	.333	0-0	.000	0-0	.000	1-1-2	0.3	1-0	1	0	0	0	2	0.3	
2011-12	13-0	81	6.2	8-18	.444	0-0	.000	1-3	.333	9-7-16	1.2	11-0	1	8	6	0	17	1.3	
<b>TOTAL</b>	<b>19-0</b>	<b>92</b>	<b>4.8</b>	<b>9-21</b>	<b>.429</b>	<b>0-0</b>	<b>.000</b>	<b>1-3</b>	<b>.333</b>	<b>10-8-18</b>	<b>0.9</b>	<b>12-0</b>	<b>2</b>	<b>8</b>	<b>6</b>	<b>0</b>	<b>19</b>	<b>1.0</b>	





# 32 Joey Brooks | Junior • Guard

6-6 • 220  
Houston, Texas • Strake Jesuit Prep School

**Career Games With:**

Double Figure Points .....	5
20-Plus Points.....	N/A
30-Plus Points.....	N/A
10-Plus Rebounds.....	N/A
10-Plus Assists .....	N/A
Double-Double .....	N/A

## 2011-12 Honors, Awards & Accomplishments

- First career start against Mississippi Valley State (11/12/11)
- Set career bests in points (13), rebounds (9), FT's (7) and minutes (35) in second career start against Detroit (11/14/11)
- Match career high in points (13) while also setting career best in FG's (5), 3FG's (2) and blocks (3) against Bryant (11/27/11)
- First career BIG EAST start against Rutgers (1/16/12)

## Season and Career Bests

<b>Points</b>	13 (on three occasions)	<b>FG's</b>	5 (on two occasions)
Season	13 (on three occasions)	Career	5 (on two occasions)
<b>Rebounds</b>	9 (vs. Detroit 11/14/11)	<b>3PT FG's</b>	2 (vs. Bryant 11/27/11)
Season	9 (vs. Detroit 11/14/11)	Career	2 (vs. Bryant 11/27/11)
<b>Assists</b>	3 (on two occasions)	<b>FT's</b>	7 (vs. Detroit 11/14/11)
Season	3 (on three occasions)	Career	7 (vs. Detroit 11/14/11)
<b>Steals</b>	2 (vs. Detroit 11/14/11)	<b>Minutes</b>	35 (vs. Detroit 11/14/11)
Season	3 (vs. Georgia Southern 11/12/10)	Career	35 (vs. Detroit 11/14/11)
<b>Blocks</b>	3 (vs. Bryant 11/27/11)		
Season	3 (vs. Bryant 11/27/11)		

## Game-By-Game Stats

	Start	FG-A	3P-A	FT-A	Reb	PF	TP	A	TO	BK	S	Min
Mississippi Valley State	*	3-6	1-2	2-4	4	1	9	3	2	0	0	29
Detroit	*	3-9	0-0	7-13	9	3	13	2	1	0	2	35
Sam Houston State	*	0-4	0-0	0-0	1	1	0	1	0	0	0	12
Delaware State												
Missouri		1-5	1-2	1-2	1	2	4	1	1	0	0	14
Georgia		0-1	0-0	0-0	0	0	0	0	0	0	0	3
Bryant	*	5-7	2-2	1-2	6	3	13	2	2	3	0	24
Gonzaga	*	3-7	0-2	0-2	5	3	6	1	1	0	0	28
Maryland	*	2-6	0-1	3-4	3	3	7	1	0	0	0	26
Maine	*	1-2	0-0	0-0	1	1	2	1	1	0	0	10
Dartmouth		5-6	0-0	3-3	4	3	13	2	1	0	0	22
Indiana		0-1	0-0	0-0	0	0	0	0	1	0	0	4
Sacred Heart		3-5	1-1	5-5	2	2	12	3	0	0	1	17
Pittsburgh		0-0	0-0	0-0	0	0	0	0	1	0	0	5
Cincinnati		0-2	0-1	0-0	4	2	0	2	0	0	0	16
Louisville		1-3	1-1	1-2	4	5	4	1	0	0	0	26
South Florida		0-1	0-1	3-4	1	0	3	0	0	0	1	5
Connecticut		1-4	0-1	0-0	3	0	2	0	1	0	0	13
Rutgers	*	1-1	1-1	0-0	2	1	3	0	2	0	0	9
Syracuse		0-1	0-0	1-2	1	0	1	0	1	0	0	3
Seton Hall		0-0	0-0	0-2	1	1	0	0	1	0	0	3
Connecticut		0-0	0-0	0-0	1	0	0	0	1	0	0	4
Marquette		0-0	0-0	0-0	0	0	0	0	0	0	0	1
West Virginia												
DePaul		1-1	0-0	0-0	1	1	2	0	1	0	0	3
Rutgers		1-3	0-0	0-1	1	0	2	0	0	0	0	3
Villanova		1-1	0-0	0-0	1	1	2	0	0	0	0	4
West Virginia		0-1	0-1	0-0	2	0	0	0	0	0	0	5
St. John's												
Georgetown												
Providence												

## Career Stats vs. The BIG EAST

Opponent	GP-GS	Min.	FG-A	3PT-A	FT-A	Reb.	A	PF	B	S	Pts.
Cincinnati	5-0	29	2-6	1-4	0-1	7/1.4	3	3	0	0	5/1.0
Connecticut	5-0	25	1-4	0-1	0-0	5/1.0	1	2	0	0	2/0.4
DePaul	3-0	14	1-1	0-0	2-2	2/0.7	0	1	0	0	4/1.3
Georgetown	0-0	0	0-0	0-0	0-0	0/0.0	0	0	0	0	0/0.0
Louisville	2-0	28	1-3	1-1	1-2	4/2.0	1	6	0	0	4/2.0
Marquette	3-0	19	1-2	0-0	1-4	1/0.3	0	3	0	2	3/1.0
Pittsburgh	1-0	5	0-0	0-0	0-0	0/0.0	0	0	0	0	0/0.0
Providence	1-0	0	0-0	0-0	0-0	0/0.0	0	0	0	0	0/0.0
Rutgers	4-1	17	2-5	1-1	0-1	3/0.8	0	1	0	1	5/1.3
St. John's	3-0	38	1-1	0-0	9-16	5/1.7	0	4	0	2	11/3.7
Seton Hall	3-0	11	1-1	0-0	1-4	1/0.3	0	3	0	1	3/1.0
USF	2-0	14	0-2	0-1	3-6	1/0.5	0	1	0	1	3/1.5
Syracuse	2-0	4	0-1	0-0	1-2	1/0.5	0	0	0	0	1/0.5
Villanova	3-0	12	2-3	0-0	0-0	1/0.3	1	1	0	1	4/1.3
West Virginia	3-0	16	2-4	1-2	0-0	3/1.0	0	1	0	0	5/1.7

## Career Statistics

Season	GP-GS	Min	Avg	FG-A	Pct	3FG-A	Pct	FT-A	Pct	O-D-TOT	Avg	PF-FO	Ast	TO	Blk	Stl	Pts	Avg
2009-10	22-0	86	3.9	15-31	.484	4-7	.571	11-16	.688	5-4-9	0.4	12-0	4	5	0	9	45	2.0
2010-11	27-0	205	7.6	12-34	.353	1-13	.077	17-37	.459	7-22-29	1.1	25-1	11	15	0	10	42	1.6
2011-12	26-8	324	12.5	32-77	.416	7-16	.438	27-46	.587	16-42-58	2.2	33-1	20	18	3	4	98	3.8
<b>TOTAL</b>	<b>75-8</b>	<b>615</b>	<b>8.2</b>	<b>59-142</b>	<b>.415</b>	<b>12-36</b>	<b>.333</b>	<b>55-99</b>	<b>.556</b>	<b>28-68-96</b>	<b>1.3</b>	<b>70-2</b>	<b>35</b>	<b>38</b>	<b>3</b>	<b>23</b>	<b>185</b>	<b>2.5</b>

## Career BIG EAST Statistics

Season	GP-GS	Min	Avg	FG-A	Pct	3FG-A	Pct	FT-A	Pct	O-D-TOT	Avg	PF-FO	Ast	TO	Blk	Stl	Pts	Avg
2009-10	11-0	39	3.5	5-8	.625	2-2	1.000	3-4	.750	0-3-3	0.3	5-0	2	1	0	3	15	1.4
2010-11	13-0	87	6.7	2-6	.333	0-2	.000	10-23	.435	1-8-9	0.7	9-0	0	5	0	4	14	1.1
2011-12	14-1	100	7.1	6-18	.333	2-6	.333	5-11	.455	7-15-22	1.6	11-1	3	8	0	1	19	1.4
<b>TOTAL</b>	<b>38-1</b>	<b>226</b>	<b>5.9</b>	<b>13-32</b>	<b>.406</b>	<b>4-10</b>	<b>.400</b>	<b>18-38</b>	<b>.474</b>	<b>8-26-34</b>	<b>0.9</b>	<b>25-1</b>	<b>5</b>	<b>14</b>	<b>0</b>	<b>8</b>	<b>48</b>	<b>1.3</b>



# 33 Mike Broghammer | Junior • Forward

6-9 • 265  
Orono, Minn. • Hopkins

### Career Games With:

Double Figure Points.....	N/A
20-Plus Points.....	N/A
30-Plus Points.....	N/A
10-Plus Rebounds.....	N/A
10-Plus Assists.....	N/A
Double-Double.....	N/A

### 2011-12 Honors, Awards & Accomplishments

- Set career high in assists with two against Sam Houston State (11/16/11)
- Set career highs in points (9) and FG's (4) against Delaware State (11/18/11)
- Notched career marks in rebounds (7), blocks (2) and minutes (16) against Maryland (12/4/11)

## Season and Career Bests

<b>Points</b>	9 (vs. Delaware St. 11/18/11)	<b>FG's</b>	4 (vs. Delaware St. 11/18/11)
Season	9 (vs. Delaware St. 11/18/11)	Career	4 (vs. Delaware St. 11/18/11)
<b>Rebounds</b>	7 (vs. Maryland 12/4/11)	<b>3PT FG's</b>	--
Season	7 (vs. Maryland 12/4/11)	Career	1 (vs. Bucknell 12/22/09)
<b>Assists</b>	2 (on two occasions)	<b>FT's</b>	1 (on three occasions)
Season	2 (on two occasions)	Career	1 (on nine occasions)
<b>Steals</b>	1 (on four occasions)	<b>Minutes</b>	16 (vs. Maryland 12/4/11)
Season	2 (vs. Louisville 2/17/10)	Career	16 (vs. Maryland 12/4/11)
<b>Blocks</b>	2 (on two occasions)		
Season	2 (on two occasions)		

## Game-By-Game Stats

	Start	FG-A	3P-A	FT-A	Reb	PF	TP	A	TO	BK	S	Min
Mississippi Valley State		3-4	0-0	0-0	2	0	6	0	0	1	1	8
Detroit		0-1	0-0	0-2	0	0	0	0	0	0	0	1
Sam Houston State		1-1	0-0	0-0	2	1	2	2	1	1	0	11
Delaware State		4-5	0-0	1-2	5	3	9	1	1	0	0	12
Missouri		0-0	0-0	0-0	1	0	0	0	0	0	0	4
Georgia		0-0	0-0	0-0	0	0	0	0	0	0	0	1
Bryant		3-4	0-0	0-0	4	1	6	1	0	0	0	10
Gonzaga		0-1	0-0	0-0	0	2	0	0	2	0	1	4
Maryland		0-2	0-0	0-2	7	1	0	0	0	2	0	16
Maine		1-1	0-0	0-2	1	1	2	2	1	0	1	11
Dartmouth		2-3	0-0	0-0	2	5	4	0	1	2	1	11
Indiana		0-0	0-0	0-0	0	2	0	0	0	0	0	3
Sacred Heart		3-3	0-0	1-3	6	1	7	1	0	1	0	12
Pittsburgh		0-0	0-0	0-0	0	0	0	0	0	0	0	1
Cincinnati												DNP
Louisville		1-1	0-0	0-0	0	4	2	0	1	1	0	7
South Florida		0-1	0-0	0-0	0	0	0	0	0	0	0	1
Connecticut		0-0	0-0	0-0	0	0	0	0	0	0	0	1
Rutgers		0-1	0-0	0-2	1	0	0	0	0	1	0	2
Syracuse												DNP
Seton Hall		0-0	0-0	1-2	1	0	1	0	0	0	0	5
Connecticut												DNP
Marquette												DNP
West Virginia		0-0	0-0	0-0	1	0	0	0	0	0	0	4
DePaul												DNP
Rutgers		0-0	0-0	0-0	0	2	0	0	0	0	0	1
Villanova												DNP
West Virginia		1-1	0-0	0-0	1	0	2	0	0	0	0	1
St. John's												
Georgetown												
Providence												

### Career Stats vs. The BIG EAST

Opponent	GP-GS	Min.	FG-A	3PT-A	FT-A	Reb.	A	PF	B	S	Pts.
Cincinnati	0-0	0	0-0	0-0	0-0	0/0.0	0	0	0	0	0/0.0
Connecticut	2-0	2	0-0	0-0	0-0	0/0.0	0	0	0	0	0/0.0
DePaul	0-0	0	0-0	0-0	0-0	0/0.0	0	0	0	0	0/0.0
Georgetown	0-0	0	0-0	0-0	0-0	0/0.0	0	0	0	0	0/0.0
Louisville	2-0	17	2-3	0-0	0-0	1/0.5	0	9	1	2	4/2.0
Marquette	1-0	2	1-1	0-0	0-0	0/0.0	0	0	0	0	2/2.0
Pittsburgh	2-0	4	0-1	0-0	0-0	0/0.0	0	0	0	0	0/0.0
Providence	0-0	0	0-0	0-0	0-0	0/0.0	0	0	0	0	0/0.0
Rutgers	2-0	3	0-1	0-0	0-2	1/0.5	0	2	1	0	0/0.0
St. John's	1-0	2	0-0	0-0	0-0	0/0.0	0	0	1	0	0/0.0
Seton Hall	1-0	5	0-0	0-0	1-2	1/1.0	0	0	0	0	1/1.0
USF	1-0	1	0-1	0-0	0-0	0/0.0	0	0	0	0	0/0.0
Syracuse	1-0	1	0-0	0-0	0-0	0/0.0	0	0	0	0	0/0.0
Villanova	0-0	0	0-0	0-0	0-0	0/0.0	0	0	0	0	0/0.0
West Virginia	2-0	5	1-1	0-0	0-0	2/1.0	0	0	0	0	2/1.0

## Career Statistics

Season	GP-GS	Min	Avg	FG-A	Pct	3FG-A	Pct	FT-A	Pct	O-D-TOT	Avg	PF-FO	Ast	TO	Blk	Stl	Pts	Avg
2009-10	13-0	71	5.5	10-22	.455	1-4	.250	3-7	.429	8-6-14	1.1	13-1	2	4	1	4	24	1.8
2010-11	10-0	52	5.2	8-20	.400	0-0	.000	2-6	.333	6-4-10	1.0	8-0	1	2	2	0	18	1.8
2011-12	22-0	127	5.8	19-29	.655	0-0	.000	3-15	.200	15-19-34	1.5	23-1	7	7	9	4	41	1.9
<b>TOTAL</b>	<b>45-0</b>	<b>250</b>	<b>5.6</b>	<b>37-71</b>	<b>.521</b>	<b>1-4</b>	<b>.250</b>	<b>8-28</b>	<b>.286</b>	<b>29-29-58</b>	<b>1.3</b>	<b>44-2</b>	<b>10</b>	<b>13</b>	<b>12</b>	<b>8</b>	<b>83</b>	<b>1.8</b>

## Career BIG EAST Statistics

Season	GP-GS	Min	Avg	FG-A	Pct	3FG-A	Pct	FT-A	Pct	O-D-TOT	Avg	PF-FO	Ast	TO	Blk	Stl	Pts	Avg
2009-10	3-0	14	4.7	1-3	.333	0-0	.000	0-0	.000	1-0-1	0.3	5-1	0	1	0	2	2	0.7
2010-11	3-0	5	1.7	1-1	1.000	0-0	.000	0-0	.000	0-0-0	0.0	0-0	0	0	1	0	2	0.7
2011-12	9-0	23	2.6	2-4	.500	0-0	.000	1-4	.250	2-2-4	0.4	6-0	0	1	2	0	5	0.6
<b>TOTAL</b>	<b>15-0</b>	<b>42</b>	<b>2.8</b>	<b>4-8</b>	<b>.500</b>	<b>0-0</b>	<b>.000</b>	<b>1-4</b>	<b>.250</b>	<b>3-2-5</b>	<b>0.3</b>	<b>11-1</b>	<b>0</b>	<b>2</b>	<b>3</b>	<b>2</b>	<b>9</b>	<b>0.6</b>



# 45 Jack Cooley | Junior • Forward

6-9 • 248  
Glenview, Ill. • Glenbrook South

### Career Games With:

Double Figure Points.....	19
20-Plus Points.....	5
30-Plus Points.....	N/A
10-Plus Rebounds.....	12
10-Plus Assists.....	N/A
Double-Double.....	10

### 2011-12 Honors, Awards & Accomplishments

- Recorded all 10 career double-doubles this season
- First career start versus Mississippi Valley State (11/12/11)
- Set career marks in assists (4) and steals (3) against Sam Houston State (11/16/11)
- Registered first career double-double with 11 points (including then-career-high 7 free throws) and a career-best 17 rebounds against Delaware State (11/18/11)
- Matched career best with 3 steals against Missouri (11/21/11)
- Posted second double-double of the season (22 points, 14 rebounds) against Maine (12/8/11) ... 22 points marked a career best, including career high 8 FT's
- Matched career high in points (22) while blocking a career best four shots against Dartmouth (12/10/11)
- Named to the BIG EAST Weekly Honor Roll a team-high five times this season (Dec. 12, Dec. 26, Jan. 9, Jan. 23, Feb. 20)
- Named BIG EAST Player of the Week for first time in career (Feb. 13)
- Posted three straight 20+ pt., 10+ reb. games (West Virginia, DePaul, Rutgers)

## Season and Career Bests

<b>Points</b>	22 (on four occasions)	<b>FG's</b>	10 (vs. DePaul 2/11/12)
Season	22 (on four occasions)	Career	10 (vs. DePaul 2/11/12)
<b>Rebounds</b>	18 (vs. Rutgers 2/15/12)	<b>3PT FG's</b>	--
Season	18 (vs. Rutgers 2/15/12)	Season	--
Career	18 (vs. Rutgers 2/15/12)	Career	--
<b>Assists</b>	4 (vs. Sam Houston 11/16/11)	<b>FT's</b>	8 (vs. Maine 12/8/11)
Season	4 (vs. Sam Houston 11/16/11)	Season	8 (vs. Maine 12/8/11)
Career	4 (vs. Sam Houston 11/16/11)	Career	8 (vs. Maine 12/8/11)
<b>Steals</b>	3 (on two occasions)	<b>Minutes</b>	43 (vs. Louisville 1/7/12)
Season	3 (on two occasions)	Season	43 (vs. Louisville 1/7/12)
Career	3 (on two occasions)	Career	43 (vs. Louisville 1/7/12)
<b>Blocks</b>	4 (on two occasions)		
Season	4 (on two occasions)		
Career	4 (on two occasions)		

## Game-By-Game Stats

	Start	FG-A	3P-A	FT-A	Reb	PF	TP	A	TO	BK	S	Min
Mississippi Valley State	*	0-5	0-0	3-4	10	3	3	1	1	1	0	17
Detroit	*	3-3	0-0	1-1	8	4	7	2	4	2	0	22
Sam Houston State	*	2-3	0-0	2-4	6	3	6	4	3	1	3	24
Delaware State	*	2-7	0-0	7-8	17	2	11	1	2	0	0	31
Missouri	*	0-1	0-0	0-0	1	1	0	0	0	0	3	18
Georgia	*	1-1	0-0	0-3	6	2	2	0	1	2	1	22
Bryant	*	2-3	0-0	0-0	2	1	4	1	2	0	0	10
Gonzaga	*	3-7	0-0	0-1	6	1	6	0	1	0	0	21
Maryland												DNP-illness
Maine		7-11	0-0	8-9	14	3	22	1	1	2	0	27
Dartmouth	*	9-11	0-0	4-4	9	2	22	1	1	4	1	25
Indiana	*	4-5	0-0	4-5	5	5	12	0	2	1	1	21
Sacred Heart	*	7-7	0-0	5-6	8	1	19	0	0	3	0	25
Pittsburgh	*	3-7	0-0	2-4	14	3	8	1	1	2	1	32
Cincinnati	*	7-12	0-0	1-3	11	0	15	0	2	3	1	29
Louisville	*	6-12	0-0	6-7	10	3	18	1	1	1	1	43
South Florida	*	7-11	0-0	2-4	7	1	16	3	0	2	0	31
Connecticut	*	2-7	0-0	3-3	6	2	7	1	2	1	0	25
Rutgers	*	4-5	0-0	1-3	9	3	9	0	2	0	1	32
Syracuse	*	5-8	0-0	7-10	10	3	17	0	1	2	0	35
Seton Hall	*	4-6	0-0	5-6	11	5	13	0	4	2	1	34
Connecticut	*	4-6	0-0	0-0	7	4	8	0	1	2	0	36
Marquette	*	3-8	0-0	2-3	8	5	8	1	4	2	2	24
West Virginia	*	7-9	0-0	7-10	12	3	21	0	0	1	1	33
DePaul	*	10-12	0-0	2-2	14	3	22	1	0	4	0	36
Rutgers	*	8-13	0-0	6-9	18	2	22	1	3	1	0	32
Villanova	*	8-11	0-0	2-4	13	4	18	1	0	0	0	42
West Virginia	*	5-7	0-0	3-4	6	2	13	0	1	3	0	34
St. John's												
Georgetown												
Providence												

### Career Stats vs. The BIG EAST

Opponent	GP-GS	Min.	FG-A	3PT-A	FTA	Reb.	A	PF	B	S	Pts.
Cincinnati	4-1	50	9-15	0-0	1-3	18/4.5	0	2	5	1	19/4.8
Connecticut	6-2	101	9-20	0-0	4-5	27/4.5	1	11	3	1	22/3.7
DePaul	2-1	43	11-14	0-0	3-4	15/7.5	2	6	4	0	25/12.5
Georgetown	2-0	17	3-3	0-0	0-0	4/2.0	0	0	0	0	6/3.0
Louisville	4-1	94	14-20	0-0	6-8	24/6.0	1	13	4	4	34/8.5
Marquette	3-1	35	3-10	0-0	2-3	11/3.7	1	7	2	2	8/2.7
Pittsburgh	3-1	55	4-9	0-0	2-5	19/6.3	1	8	4	1	10/3.3
Providence	1-0	8	1-2	0-0	0-0	2/2.0	2	0	0	0	2/2.0
Rutgers	3-2	68	13-20	0-0	7-12	28/9.3	1	5	2	1	33/11.0
St. John's	3-0	29	2-5	0-0	3-6	8/2.7	0	4	2	1	7/2.3
Seton Hall	2-1	39	4-6	0-0	5-8	12/6.0	0	6	2	1	13/6.5
USF	3-1	47	16-21	0-0	2-5	15/5.0	3	3	3	1	34/11.3
Syracuse	2-1	47	7-11	0-0	7-10	12/6.0	0	5	3	0	21/10.5
Villanova	3-1	56	8-11	0-0	2-4	18/6.0	2	5	1	0	18/6.0
West Virginia	3-2	76	12-18	0-0	10-14	21/7.0	1	6	4	1	34/11.3

## Career Statistics

Season	GP-GS	Min	Avg	FG-A	Pct	3FG-A	Pct	FT-A	Pct	O-D-TOT	Avg	PF-FO	Ast	TO	Blk	Stl	Pts	Avg
2009-10	21-0	111	5.3	8-20	.400	0-0	.000	4-12	.333	22-15-37	1.8	19-1	1	4	5	3	20	1.0
2010-11	34-0	351	10.3	55-84	.655	0-0	.000	15-29	.517	53-53-106	3.1	51-0	11	11	18	8	125	3.7
2011-12	27-25	761	28.2	123-198	.621	0-0	.000	83-117	.709	106-142-248	9.2	71-3	21	40	42	17	329	12.2
<b>TOTAL</b>	<b>82-25</b>	<b>1223</b>	<b>14.9</b>	<b>186-302</b>	<b>.616</b>	<b>0-0</b>	<b>.000</b>	<b>102-158</b>	<b>.646</b>	<b>181-210-391</b>	<b>4.8</b>	<b>141-4</b>	<b>33</b>	<b>55</b>	<b>65</b>	<b>28</b>	<b>474</b>	<b>5.8</b>

## Career BIG EAST Statistics

Season	GP-GS	Min	Avg	FG-A	Pct	3FG-A	Pct	FT-A	Pct	O-D-TOT	Avg	PF-FO	Ast	TO	Blk	Stl	Pts	Avg
2009-10	9-0	59	6.6	4-6	.667	0-0	.000	1-4	.250	7-8-15	1.7	14-1	0	1	2	2	9	1.0
2010-11	18-0	177	9.8	25-40	.625	0-0	.000	4-11	.364	23-27-50	2.8	23-0	5	4	8	3	54	3.0
2011-12	15-15	498	33.2	83-134	.619	0-0	.000	49-72	.681	69-87-156	10.4	43-2	10	22	26	8	215	14.3
<b>TOTAL</b>	<b>42-15</b>	<b>734</b>	<b>17.5</b>	<b>112-180</b>	<b>.622</b>	<b>0-0</b>	<b>.000</b>	<b>54-87</b>	<b>.621</b>	<b>99-122-221</b>	<b>5.3</b>	<b>80-3</b>	<b>15</b>	<b>27</b>	<b>36</b>	<b>13</b>	<b>278</b>	<b>6.6</b>



**Game #1** Notre Dame 80, Mississippi Valley State 67  
Notre Dame, Ind. (Purcell Pavilion)  
November 12, 2011

Mississippi Valley State	FG-A	3FG-A	FT-A	REB	PF	TP	A	TO	BK	ST	MIN
Amos Stuidvant	6-9	0-0	0-0	1-4-5	4	12	0	1	0	0	33
Falando Jones	5-11	1-2	2-3	4-1-5	5	13	1	4	0	1	27
Paul Crosby	3-9	1-3	0-0	1-3-4	4	7	3	3	0	0	31
Terrence Joyner	5-15	3-10	1-5	1-8-9	1	14	5	3	0	2	33
Kevin Burwell	6-9	2-4	0-0	0-2-2	3	14	4	0	0	0	30
Luka Pajkovic	0-0	0-0	0-0	0-1-1	1	0	3	0	0	1	5
Brent Arrington	1-2	1-2	0-0	0-0-0	3	3	0	1	0	0	17
Cor-J Cox	2-7	0-1	0-0	0-2-2	2	4	0	0	0	1	23
Blake Ralling	0-1	0-1	0-0	0-0-0	0	0	0	0	0	0	1
Team				2-0-2							
<b>Totals</b>	<b>28-63</b>	<b>8-23</b>	<b>3-8</b>	<b>9-21-30</b>	<b>23</b>	<b>67</b>	<b>16</b>	<b>12</b>	<b>0</b>	<b>5</b>	<b>200</b>
<b>Total FG%</b>	<b>1st Half: 13-31, 41.9%</b>			<b>2nd Half: 15-32, 46.9%</b>							<b>Game: 44.4%</b>
<b>3-PT FG%</b>	<b>1st Half: 3-9, 33.3%</b>			<b>2nd Half: 5-14, 35.7%</b>							<b>Game: 34.8%</b>
<b>FT %</b>	<b>1st Half: 1-4, 25.0%</b>			<b>2nd Half: 2-4, 50.0%</b>							<b>Game: 37.5%</b>

Notre Dame	FG-A	3FG-A	FT-A	REB	PF	TP	A	TO	BK	ST	MIN
Jack Cooley	0-5	0-0	3-4	4-6-10	3	3	1	1	1	0	17
Eric Atkins	6-7	3-3	12-12	0-4-4	3	27	6	4	0	1	37
Scott Martin	6-14	2-6	1-2	1-4-5	3	15	2	3	0	1	34
Jerian Grant	4-7	2-3	1-1	1-1-2	1	11	5	1	0	2	33
Joey Brooks	3-6	1-2	2-4	1-3-4	1	9	3	2	0	0	29
Patrick Crowley	0-0	0-0	0-0	0-0-0	0	0	0	0	0	0	1
Alex Dragicevich	2-7	0-3	3-4	2-2-4	0	7	2	0	0	0	21
Pat Connaughton	0-4	0-2	2-2	0-4-4	1	2	0	0	0	0	15
Tom Knight	0-0	0-0	0-0	0-2-2	0	0	0	0	0	0	5
Mike Broghammer	3-4	0-0	0-0	1-1-2	0	6	0	0	1	1	8
Team				0-2-2							
<b>Totals</b>	<b>24-54</b>	<b>8-19</b>	<b>24-29</b>	<b>10-29-39</b>	<b>12</b>	<b>80</b>	<b>19</b>	<b>11</b>	<b>2</b>	<b>5</b>	<b>200</b>
<b>Total FG%</b>	<b>1st Half: 13-27, 48.1%</b>			<b>2nd Half: 11-27, 40.7%</b>							<b>Game: 44.4%</b>
<b>3-PT FG%</b>	<b>1st Half: 5-11, 45.5%</b>			<b>2nd Half: 3-8, 37.5%</b>							<b>Game: 42.1%</b>
<b>FT %</b>	<b>1st Half: 7-8, 87.5%</b>			<b>2nd Half: 17-21, 81.0%</b>							<b>Game: 82.8%</b>

**SCORE BY PERIODS**  
 Mississippi Valley State 1 2 F  
 Notre Dame 30 37 67  
 38 42 80  
**OFFICIALS:** Tim Clougherty, Jeff Clark, Alfred Smith  
**TECHNICALS:** Mississippi Valley State - TEAM 2. Notre Dame - None.  
**ATTENDANCE:** 7,087

**Notes:** The contest was the first-ever meeting between the Irish and Mississippi Valley State ... Notre Dame extended its home win streak at Purcell Pavilion to 20 games ... The Irish have won 13 straight season openers (all 12 under Mike Brey) and are now 89-18 all-time in season openers ... Notre Dame has made a three-pointer in 409 consecutive games ... Making the first starts of their career were Joey Brooks, Jack Cooley and Jerian Grant ... Eric Atkins' 27 points were a career high and he reached double figures for the eighth time in his career ... He also made a career-high three three-pointers and 12 free throws ... Jerian Grant's 11 points were a career high ... Mike Broghammer's six points were a career best ... Jack Cooley notched double figures in rebounds for the first time in his career ... Scott Martin's 15 points marked the 33rd time that he reached double figures in his career.

**Game #3** Notre Dame 74, Sam Houston State 41  
Notre Dame, Ind. (Purcell Pavilion)  
November 16, 2011 • Progressive CBE Classic

Sam Houston State	FG-A	3FG-A	FT-A	REB	PF	TP	A	TO	BK	ST	MIN
Steven Werner	2-4	0-0	0-0	1-2-3	5	4	0	1	0	0	15
Marcus James	6-14	3-4	1-2	1-7-8	1	16	0	4	1	1	30
Darius Gatson	1-7	0-3	0-0	0-1-1	1	2	2	0	1	0	22
Demarcus Gattin	2-8	0-3	0-0	1-5-6	2	4	3	5	0	1	33
Konner Tucker	2-7	0-3	1-1	0-2-2	2	5	1	1	0	0	36
Marquel McKinney	0-1	0-1	0-0	0-1-1	1	0	0	0	0	0	5
Aaron Harwell	1-3	0-0	0-0	0-2-2	0	2	3	1	0	0	16
Cameron Sadler	0-0	0-0	0-0	0-0-0	0	0	0	0	0	0	1
Aaron Thompson	1-5	0-1	0-0	0-0-0	1	2	1	1	0	0	16
Wesley Fritz	0-0	0-0	0-0	0-0-0	0	0	0	0	0	0	1
Michael Holyfield	3-4	0-0	0-2	2-6-8	4	6	1	3	0	0	25
Team				2-1-3							
<b>Totals</b>	<b>18-53</b>	<b>3-15</b>	<b>2-5</b>	<b>7-27-34</b>	<b>17</b>	<b>41</b>	<b>11</b>	<b>18</b>	<b>1</b>	<b>3</b>	<b>200</b>
<b>Total FG%</b>	<b>1st Half: 7-24, 29.2%</b>			<b>2nd Half: 11-29, 37.9%</b>							<b>Game: 34.0%</b>
<b>3-PT FG%</b>	<b>1st Half: 1-5, 20.0%</b>			<b>2nd Half: 2-10, 20.0%</b>							<b>Game: 20.0%</b>
<b>FT %</b>	<b>1st Half: 1-1, 100.0%</b>			<b>2nd Half: 1-4, 25.0%</b>							<b>Game: 40.0%</b>

Notre Dame	FG-A	3FG-A	FT-A	REB	PF	TP	A	TO	BK	ST	MIN
Jack Cooley	2-3	0-0	2-4	2-4-6	3	6	4	3	1	3	24
Alex Dragicevich	2-6	1-4	2-4	0-3-3	0	7	3	1	1	0	33
Scott Martin	4-9	2-4	1-2	1-4-5	3	11	1	2	0	1	30
Jerian Grant	6-6	1-1	4-7	0-6-6	0	17	7	1	0	2	36
Joey Brooks	0-4	0-0	0-0	0-1-1	1	0	1	0	0	0	12
Patrick Crowley	0-1	0-0	0-0	0-1-1	0	0	0	0	0	0	2
Pat Connaughton	9-14	6-10	0-1	0-5-5	1	24	1	1	0	2	33
Tom Knight	3-7	0-0	1-2	0-1-1	1	7	2	0	0	2	19
Mike Broghammer	1-1	0-0	0-0	0-2-2	1	2	2	1	1	0	11
Team				0-2-2							
<b>Totals</b>	<b>27-51</b>	<b>10-19</b>	<b>10-20</b>	<b>3-29-32</b>	<b>10</b>	<b>74</b>	<b>21</b>	<b>9</b>	<b>3</b>	<b>10</b>	<b>200</b>
<b>Total FG%</b>	<b>1st Half: 13-22, 59.1%</b>			<b>2nd Half: 14-29, 48.3%</b>							<b>Game: 52.9%</b>
<b>3-PT FG%</b>	<b>1st Half: 6-10, 60.0%</b>			<b>2nd Half: 4-9, 44.4%</b>							<b>Game: 52.6%</b>
<b>FT %</b>	<b>1st Half: 6-11, 54.5%</b>			<b>2nd Half: 4-9, 44.4%</b>							<b>Game: 50.0%</b>

**SCORE BY PERIODS**  
 Sam Houston State 1 2 F  
 Notre Dame 16 25 41  
 38 36 74  
**OFFICIALS:** Guy Pagano, Jim Bruno, Rob Riley  
**TECHNICALS:** Sam Houston State - None. Notre Dame - None.  
**ATTENDANCE:** 6,614

**Notes:** Notre Dame is off to a 3-0 start for the fourth straight season ... The 41 points allowed were the fewest by an Irish team since Monmouth scored 33 on Nov. 16, 2007 ... The 16 points by Sam Houston State in the first half were the fewest by a Notre Dame opponent in the a half since California scored five first-half points on Nov. 26, 2010 ... Pat Connaughton 24 points were the most by an Irish freshman since Torin Francis had 25 against Arizona on March 27, 2003 ... Connaughton's six three-pointers were the most for an Irish freshman since Chris Thomas had six against Connecticut on March 8, 2002 ... Notre Dame upped its home win streak to 22 straight games ... Jerian Grant's career high 17 points marked his third straight game in double figures ... Grant is the first player since Luke Harangody in 2006-07 to score in double figures in his first three collegiate outings ... Tom Knight's seven points matched his career high.

**Game #2** Notre Dame 59, Detroit 53  
Notre Dame, Ind. (Purcell Pavilion)  
November 14, 2011 • Progressive CBE Classic

Detroit	FG-A	3FG-A	FT-A	REB	PF	TP	A	TO	BK	ST	MIN
LaMarcus Lowe	4-8	0-0	0-0	4-6-10	5	8	1	2	5	0	23
Nick Minnerath	1-4	0-0	0-1	0-1-1	4	2	0	0	0	0	24
Chase Simon	6-23	1-4	0-0	2-9-11	2	13	2	2	1	4	37
Ray McCallum	7-17	4-8	2-2	3-4-7	4	20	4	2	0	1	37
Jason Calliste	1-9	1-7	2-2	2-2-4	3	5	4	1	0	0	34
Donavan Foster	0-1	0-0	0-2	1-0-1	2	0	1	4	0	0	15
PJ Boutte	0-0	0-0	0-0	0-0-0	0	0	0	0	0	0	1
Doug Anderson	2-6	0-2	1-1	3-3-6	4	5	1	0	1	0	25
Evan Bruinsma	0-0	0-0	0-0	0-0-0	2	0	0	0	0	0	4
Team				2-2-4							
<b>Totals</b>	<b>21-68</b>	<b>6-21</b>	<b>5-8</b>	<b>17-27-44</b>	<b>26</b>	<b>53</b>	<b>13</b>	<b>12</b>	<b>7</b>	<b>5</b>	<b>200</b>
<b>Total FG%</b>	<b>1st Half: 11-30, 36.7%</b>			<b>2nd Half: 10-38, 26.3%</b>							<b>Game: 30.9%</b>
<b>3-PT FG%</b>	<b>1st Half: 6-14, 42.9%</b>			<b>2nd Half: 0-7, 0.0%</b>							<b>Game: 28.6%</b>
<b>FT %</b>	<b>1st Half: 3-5, 60.0%</b>			<b>2nd Half: 2-3, 66.7%</b>							<b>Game: 62.5%</b>

Notre Dame	FG-A	3FG-A	FT-A	REB	PF	TP	A	TO	BK	ST	MIN
Jack Cooley	3-3	0-0	1-1	2-6-8	4	7	2	4	2	0	22
Eric Atkins	4-9	0-2	5-8	0-2-2	1	13	4	3	0	0	39
Scott Martin	1-7	1-5	0-0	1-5-6	2	3	0	3	0	1	39
Jerian Grant	4-10	3-6	0-0	0-2-2	0	11	3	1	0	1	30
Joey Brooks	3-9	0-0	7-13	2-7-9	3	13	2	1	0	2	35
Alex Dragicevich	0-2	0-1	2-4	0-2-2	0	2	1	0	1	0	13
Pat Connaughton	4-5	0-1	2-3	2-7-9	2	10	0	1	0	0	20
Tom Knight	0-1	0-0	0-0	0-1-1	0	0	0	0	0	0	1
Mike Broghammer	0-1	0-0	0-2	0-0-0	0	0	0	0	0	0	1
Team				3-0-3							
<b>Totals</b>	<b>19-47</b>	<b>4-15</b>	<b>17-31</b>	<b>10-32-42</b>	<b>12</b>	<b>59</b>	<b>12</b>	<b>13</b>	<b>3</b>	<b>4</b>	<b>200</b>
<b>Total FG%</b>	<b>1st Half: 9-23, 39.1%</b>			<b>2nd Half: 10-24, 41.7%</b>							<b>Game: 40.4%</b>
<b>3-PT FG%</b>	<b>1st Half: 2-7, 28.6%</b>			<b>2nd Half: 2-8, 25.0%</b>							<b>Game: 26.7%</b>
<b>FT %</b>	<b>1st Half: 8-14, 57.1%</b>			<b>2nd Half: 9-17, 52.9%</b>							<b>Game: 54.8%</b>

**SCORE BY PERIODS**  
 Detroit 1 2 F  
 Notre Dame 31 22 53  
 28 31 59  
**OFFICIALS:** Steve Skiles, Larry Sciroto, Glenn Mayborg  
**TECHNICALS:** Detroit - None. Notre Dame - None.  
**ATTENDANCE:** 6,720

**Notes:** Notre Dame extended its current home win streak to 21 games ... This was the first meeting between the two schools since 1993 and 53rd overall ... With the win, the Irish snapped a two-game losing streak to the Titans and improved to 41-12 all-time ... Notre Dame hit a three-point field for the 410th consecutive game ... Eric Atkins netted consecutive double-figure outings for the third time in his career and now has nine career games with 10 or more points ... Atkins' 39 minutes played were a career high ... Joey Brooks' 13 points and nine rebounds were both career bests ... Pat Connaughton's 10 points and nine rebounds were career-highs in just his second collegiate outing ... Jerian Grant netted double figures for the second straight game.

**Game #4** Notre Dame 93, Delaware State 69  
Notre Dame, Ind. (Purcell Pavilion)  
November 18, 2011

Delaware State	FG-A	3FG-A	FT-A	REB	PF	TP	A	TO	BK	ST	MIN
Marques Oliver	4-7	0-0	1-1	1-1-2	5	9	0	2	0	1	19
Kendall Gray	3-5	0-0	3-5	2-0-2	2	9	2	1	6	1	28
Jay Threatt	0-7	0-2	2-2	2-5-7	3	2	7	1	0	3	32
Tahj Tate	9-17	4-6	7-11	1-1-2	1	29	1	0	0	1	39
Casey Walker	1-7	1-4	2-2	0-2-2	3	5	1	2	0	0	31
Jabari Joyner	0-0	0-0	0-0	0-0-0	0	0	0	0	0	0	0+
Tyshawn Bell	3-3	2-2	0-0	1-1-2	4	8	0	0	1	0	13
Kasim Abdulwali	0-0	0-0	0-0	0-0-0	3	0	0	0	0	0	8
Amerie May	2-8	1-3	2-5	0-3-3	1	7	1	2	0	0	28
Michael Cogger	0-0	0-0	0-0	0-1-1	0	0	0	0	0	0	2
Team				3-0-3							
<b>Totals</b>	<b>22-54</b>	<b>8-17</b>	<b>17-26</b>	<b>10-14-24</b>	<b>22</b>	<b>69</b>	<b>12</b>	<b>8</b>	<b>7</b>	<b>6</b>	<b>200</b>
<b>Total FG%</b>	<b>1st Half: 9-21, 42.9%</b>			<b>2nd Half: 13-33, 39.4%</b>							<b>Game: 40.7%</b>
<b>3-PT FG%</b>	<b>1st Half: 4-8, 50.0%</b>			<b>2nd Half: 4-9, 44.4%</b>							<b>Game: 47.1%</b>
<b>FT %</b>	<b>1st Half: 8-1</b>										

Game #5												
#21/21 Missouri 87, Notre Dame 58												
Kansas City, Mo. (Sprint Center)												
Progressive CBE Classic Semifinal • November 21, 2011												
Missouri	FG-A	3FG-A	FT-A	REB	PF	TP	A	TO	BK	ST	MIN	
Ricardo Ratliffe	6-9	0-0	0-0	1-7-8	3	12	2	0	1	2	21	
Phil Pressey	6-10	1-2	4-4	0-4-4	0	17	2	0	0	2	33	
Matt Pressey	2-7	0-1	3-4	1-4-5	3	7	1	1	0	1	23	
Marcus Denmon	9-11	2-3	6-7	0-4-4	3	26	0	1	0	0	25	
Kim English	4-5	2-2	0-0	1-5-6	2	10	4	3	2	2	34	
Michael Dixon	3-10	0-3	0-0	0-5-5	1	6	2	2	0	2	34	
Kadeem Green	1-1	0-0	3-4	0-2-2	3	5	0	0	0	0	8	
Jarrett Sutton	0-0	0-0	0-0	0-0-0	0	0	0	0	0	0	4	
Steve Moore	1-2	0-0	2-2	0-2-2	2	4	1	1	2	1	16	
Andy Rosburg	0-0	0-0	0-0	0-0-0	0	0	0	0	0	0	2	
Team				1-1-2								
<b>Totals</b>	<b>32-55</b>	<b>5-11</b>	<b>18-21</b>	<b>4-34-38</b>	<b>17</b>	<b>87</b>	<b>12</b>	<b>8</b>	<b>5</b>	<b>10</b>	<b>200</b>	
<b>Total FG%</b>	<b>1st Half: 19-30, 63.3%</b>			<b>2nd Half: 13-25, 52.0%</b>				<b>Game: 58.2%</b>				
<b>3-PT FG%</b>	<b>1st Half: 3-7, 42.9%</b>			<b>2nd Half: 2-4, 50.0%</b>				<b>Game: 45.5%</b>				
<b>FT %</b>	<b>1st Half: 11-13, 84.6%</b>			<b>2nd Half: 7-8, 87.5%</b>				<b>Game: 85.7%</b>				
<b>Deadball Rebounds:</b>	<b>3</b>											

Notre Dame	FG-A	3FG-A	FT-A	REB	PF	TP	A	TO	BK	ST	MIN	
Tim Abramaitis	9-18	0-4	4-5	2-6-8	2	22	3	4	0	0	38	
Jack Cooley	0-1	0-0	0-0	0-1-1	1	0	0	0	0	3	18	
Eric Atkins	2-8	1-1	2-2	0-1-1	3	7	1	3	0	0	32	
Scott Martin	3-8	1-3	5-6	1-4-5	2	12	1	2	0	2	31	
Jerian Grant	3-8	0-2	0-1	0-1-1	2	6	2	2	0	0	27	
Alex Dragicevich	0-2	0-2	0-0	0-0-0	3	0	0	1	0	0	10	
Pat Connaughton	2-4	1-2	2-3	1-4-5	1	7	0	0	1	0	26	
Joey Brooks	1-5	1-2	1-2	0-1-1	2	4	1	1	0	0	14	
Mike Broghammer	0-0	0-0	0-0	0-1-1	0	0	0	0	0	0	4	
Team				1-0-1								
<b>Totals</b>	<b>20-54</b>	<b>4-16</b>	<b>14-19</b>	<b>5-19-24</b>	<b>16</b>	<b>58</b>	<b>8</b>	<b>13</b>	<b>1</b>	<b>5</b>	<b>200</b>	
<b>Total FG%</b>	<b>1st Half: 13-26, 50.0%</b>			<b>2nd Half: 7-28, 25.0%</b>				<b>Game: 37.0%</b>				
<b>3-PT FG%</b>	<b>1st Half: 2-5, 40.0%</b>			<b>2nd Half: 2-11, 18.2%</b>				<b>Game: 25.0%</b>				
<b>FT %</b>	<b>1st Half: 9-11, 81.8%</b>			<b>2nd Half: 5-8, 62.5%</b>				<b>Game: 73.7%</b>				
<b>Deadball Rebounds:</b>	<b>0</b>											

**SCORE BY PERIODS**

	1	2	F
Missouri	52	35	87
Notre Dame	37	21	58

**OFFICIALS:** Rick Hartzell, Tim Gattis, Brent Dugas  
**TECHNICALS:** Missouri - None. Notre Dame - None.  
**ATTENDANCE:** 11,436

**Notes:** Missouri and Notre Dame met for the ninth time and the first time since Jan. 12, 1995 ... With the win, the Tigers lead the all-time series 7-2 ... Tim Abramaitis returned to the Irish lineup and registered the 22nd 20-plus scoring effort of his career ... Notre Dame's 29-point deficit was the largest since a 31-point loss (101-70) to Connecticut on Jan. 12, 1999 ... Notre Dame has now made a three-point field goal in 413 consecutive games ... Abramaitis led the Irish in scoring for the 17th time in his career ... Scott Martin netted double figures for the fourth time in five games and 36th time in his career ... Notre Dame used its fourth different starting lineup of the season.

Game #7												
#21/21 Notre Dame 84, Bryant 59												
Notre Dame, Ind. (Purcell Pavilion)												
November 27, 2011												
Bryant	FG-A	3FG-A	FT-A	REB	PF	TP	A	TO	BK	ST	MIN	
Alex Francis	10-22	0-0	2-3	2-4-6	1	22	0	3	0	0	33	
Claybrin McMath	3-7	1-3	0-0	1-0-1	1	7	0	0	0	0	25	
Corey Maynard	4-10	2-8	1-2	0-7-7	3	11	4	1	0	2	34	
Troy Robinson	0-3	0-2	0-0	1-4-5	3	0	1	1	0	0	33	
Frankie Dobbs	3-14	3-10	4-4	4-4-8	2	13	7	0	0	2	38	
Erick Smith	0-0	0-0	0-0	0-0-0	0	0	0	0	0	0	2	
Dan Calandrillo	1-3	0-2	0-0	0-0-0	0	2	0	0	0	0	5	
Raphael Jordan	0-1	0-0	0-0	0-0-0	0	0	0	0	0	0	1	
Jordan Harris	1-2	0-1	0-0	1-0-1	2	2	0	0	0	0	10	
Vlad Kondratyev	1-2	0-0	0-2	0-2-2	2	2	0	1	0	0	9	
Ben Allit	0-1	0-0	0-0	0-0-0	0	0	0	2	1	0	10	
Team				1-2-3								
<b>Totals</b>	<b>23-65</b>	<b>6-26</b>	<b>7-11</b>	<b>10-23-33</b>	<b>14</b>	<b>59</b>	<b>12</b>	<b>9</b>	<b>1</b>	<b>4</b>	<b>200</b>	
<b>Total FG%</b>	<b>1st Half: 12-35, 34.3%</b>			<b>2nd Half: 11-30, 36.7%</b>				<b>Game: 35.4%</b>				
<b>3-PT FG%</b>	<b>1st Half: 3-12, 25.0%</b>			<b>2nd Half: 3-14, 21.4%</b>				<b>Game: 23.1%</b>				
<b>FT %</b>	<b>1st Half: 1-1, 100.0%</b>			<b>2nd Half: 6-10, 60.0%</b>				<b>Game: 63.6%</b>				
<b>Deadball Rebounds:</b>	<b>1</b>											

Notre Dame	FG-A	3FG-A	FT-A	REB	PF	TP	A	TO	BK	ST	MIN	
Eric Atkins	5-10	3-4	5-7	2-2-4	0	18	9	2	0	2	36	
Scott Martin	5-12	1-4	1-2	1-7-8	3	12	0	1	0	1	28	
Jerian Grant	3-7	2-4	4-4	2-9-11	0	12	7	1	0	1	33	
Pat Connaughton	1-5	0-1	0-0	0-3-3	0	2	3	1	0	0	24	
Joey Brooks	5-7	2-2	1-2	1-5-6	3	13	2	2	3	0	24	
Patrick Crowley	0-2	0-2	0-0	0-0-0	0	0	0	0	0	0	2	
Alex Dragicevich	5-11	3-8	0-0	0-4-4	1	13	0	1	0	0	25	
Tom Knight	2-3	0-0	0-0	0-0-0	2	4	1	0	0	0	8	
Mike Broghammer	3-4	0-0	0-0	0-4-4	1	6	1	0	0	0	10	
Jack Cooley	2-3	0-0	0-0	0-2-2	1	4	1	2	0	0	10	
Team				1-3-4								
<b>Totals</b>	<b>31-64</b>	<b>11-25</b>	<b>11-15</b>	<b>11-35-46</b>	<b>11</b>	<b>84</b>	<b>24</b>	<b>10</b>	<b>3</b>	<b>4</b>	<b>200</b>	
<b>Total FG%</b>	<b>1st Half: 18-36, 50.0%</b>			<b>2nd Half: 13-28, 46.4%</b>				<b>Game: 48.4%</b>				
<b>3-PT FG%</b>	<b>1st Half: 7-13, 53.8%</b>			<b>2nd Half: 4-12, 33.3%</b>				<b>Game: 44.0%</b>				
<b>FT %</b>	<b>1st Half: 4-6, 66.7%</b>			<b>2nd Half: 7-9, 77.8%</b>				<b>Game: 73.3%</b>				
<b>Deadball Rebounds:</b>	<b>3</b>											

**SCORE BY PERIODS**

	1	2	F
Bryant	28	31	59
Notre Dame	47	37	84

**OFFICIALS:** James Breeding, Rob Riley, Evon Burroughs  
**TECHNICALS:** Bryant - TEAM. Notre Dame - None.  
**ATTENDANCE:** 7,138

**Notes:** Notre Dame won its 24th straight home game with the victory ... The Irish used its fourth different starting lineup in the last five games ... Notre Dame had five players in double figures for the first time this season ... The 47 first-half points were the most for an Irish team in the first half of play ... Eric Atkins reached double figures for the fourth time while his nine assists were a career high ... Joey Brooks' 13 points matched a career high ... Alex Dragicevich reached double figures for the second time ... Jerian Grant's 12 points and career-high 11 rebounds marked his first career double double.

Game #6												
Georgia 61, Notre Dame 57												
Kansas City, Mo. (Sprint Center)												
Progressive CBE Classic Consolation • November 22, 2011												
Notre Dame	FG-A	3FG-A	FT-A	REB	PF	TP	A	TO	BK	ST	MIN	
Tim Abramaitis	1-12	0-7	4-4	0-6-6	5	6	2	2	0	1	38	
Jack Cooley	1-1	0-0	0-3	1-5-6	2	2	0	1	2	1	22	
Eric Atkins	4-8	1-1	3-4	1-1-2	3	12	1	4	0	2	38	
Scott Martin	2-9	0-5	2-2	1-2-3	3	6	0	1	1	2	34	
Jerian Grant	4-7	2-4	10-11	1-4-5	2	20	4	0	0	1	39	
Alex Dragicevich	0-1	0-0	0-0	0-0-0	1	0	0	0	0	0	7	
Pat Connaughton	4-7	1-3	2-4	0-0-0	0	11	0	0	0	0	18	
Joey Brooks	0-1	0-0	0-0	0-0-0	0	0	0	0	0	0	3	
Mike Broghammer	0-0	0-0	0-0	0-0-0	0	0	0	0	0	0	1	
Team				1-0-1								
<b>Totals</b>	<b>16-46</b>	<b>4-20</b>	<b>21-28</b>	<b>5-18-23</b>	<b>16</b>	<b>57</b>	<b>7</b>	<b>8</b>	<b>3</b>	<b>7</b>	<b>200</b>	
<b>Total FG%</b>	<b>1st Half: 8-21, 38.1%</b>			<b>2nd Half: 8-25, 32.0%</b>				<b>Game: 34.8%</b>				
<b>3-PT FG%</b>	<b>1st Half: 2-10, 20.0%</b>			<b>2nd Half: 2-10, 20.0%</b>				<b>Game: 20.0%</b>				
<b>FT %</b>	<b>1st Half: 11-14, 78.6%</b>			<b>2nd Half: 10-14, 71.4%</b>				<b>Game: 75.0%</b>				
<b>Deadball Rebounds:</b>	<b>3</b>											

Georgia	FG-A	3FG-A	FT-A	REB	PF	TP	A	TO	BK	ST	MIN	
Donte' Williams	4-11	0-0	1-5	3-4-7	3	9	0	2	0	2	32	
John Florvex	0-1	0-0	0-0	0-1-1	2	0	1	0	1	1	12	
Kentavious Caldwell-Pope	5-12	4-9	2-4	1-4-5	3	16	0	3	0	1	31	
Dustin Ware	2-7	2-5	2-2	0-2-2	2	8	2	1	0	1	29	
Vincent Williams	3-5	2-3	0-0	0-1-1	1	8	2	0	0	0	16	
Marcus Thornton	0-4	0-1	0-0	3-5-8	4	0	2	1	0	0	24	
Connor Nolte	0-0	0-0	0-0	0-0-0	0	0	0	0	0	0	4	
Gerald Robinson	3-6	1-3	0-0	1-3-4	3	7	6	5	0	2	25	
Sherrard Brantley	1-3	1-3	0-0	0-0-0	1	3	1	1	0	0	12	
John Cannon	0-0	0-0	0-0	0-0-0	1	0	0	0	0	0	1	
Nemanja Djuricic	4-4	2-2	0-0	0-3-3	2	10	0	3	0	0	14	
Team				3-3-6								
<b>Totals</b>	<b>22-53</b>	<b>12-26</b>	<b>5-11</b>	<b>11-26-37</b>	<b>22</b>	<b>61</b>	<b>14</b>	<b>14</b>	<b>3</b>	<b>5</b>	<b>200</b>	
<b>Total FG%</b>	<b>1st Half: 12-31, 38.7%</b>			<b>2nd Half: 10-22, 45.5%</b>				<b>Game: 41.5%</b>				
<b>3-PT FG%</b>	<b>1st Half: 7-17, 41.2%</b>			<b>2nd Half: 5-9, 55.6%</b>				<b>Game: 46.2%</b>				
<b>FT %</b>	<b>1st Half: 0-0, 0.0%</b>			<b>2nd Half: 5-11, 45.5%</b>				<b>Game: 45.5%</b>				
<b>Deadball Rebounds:</b>	<b>4</b>											

**SCORE BY PERIODS**

	1	2	F
Notre Dame	29	28	57
Georgia	31	30	61

**OFFICIALS:** Sean Casey, Kyle Ingram, Marc Ellard  
**TECHNICALS:** Notre Dame - None. Georgia - None.  
**ATTENDANCE:** 10,747

**Notes:** This was the third meeting ever between the two schools and the second straight that the Irish and Bulldogs had faced each other in a tournament ... Notre Dame is now 20-8 all-time in in-season tournament games under head coach Mike Brey ... Jerian Grant's 20 points were a career high ... Grant became the fifth Notre Dame player to score 20 or more points in a game this season ... The loss to Georgia marked the first time Notre Dame had dropped back-to-back non-conference games since the 2007-08 campaign ... Eric Atkins registered double figures for the 10th time in his career ... Pat Connaughton reached double figures for the third time this season.

Game #8												
#19/18 Gonzaga 73, Notre Dame 53												
Spokane, Wash. (McCarthy Athletic Center)												
November 30, 2011												
Notre Dame	FG-A	3FG-A	FT-A	REB	PF	TP	A	TO	BK	ST	MIN	
Jack Cooley	3-7	0-0	0-1	2-4-6	1	6	0	1	0	0	21	
Eric Atkins	2-9	0-3	2-2	1-2-3	2	6	1	6				

Maryland 78, Notre Dame 71												
Washington, D.C. (Verizon Center)												
BB&T Classic • December 4, 2011												
Game #9	FG-A	3FG-A	FT-A	REB	PF	TP	A	TO	BK	ST	MIN	
Notre Dame												
Tom Knight	2-3	0-0	0-0	0-0-0	2	4	0	0	0	0	9	
Joey Brooks	2-6	0-1	3-4	2-1-3	3	7	1	0	0	0	26	
Eric Atkins	5-16	3-7	3-4	0-2-2	3	16	2	1	0	0	40	
Scott Martin	2-6	1-4	2-2	2-2-4	5	7	3	2	0	0	31	
Jerian Grant	8-13	0-3	4-6	1-3-4	3	20	3	2	0	2	39	
Alex Dragicevich	3-5	2-4	0-0	0-0-0	2	8	1	1	2	0	14	
Pat Connaughton	2-4	1-2	4-4	3-3-6	3	9	0	0	0	1	25	
Mike Broghammer	0-2	0-0	0-2	2-5-7	1	0	0	0	2	0	16	
Team				1-3-4							1	
<b>Totals</b>	<b>24-55</b>	<b>7-21</b>	<b>16-22</b>	<b>11-19-30</b>	<b>22</b>	<b>71</b>	<b>10</b>	<b>7</b>	<b>4</b>	<b>3</b>	<b>200</b>	
<b>Total FG%</b>	1st Half: 11-30, 36.7%			2nd Half: 13-25, 52.0%			Game: 43.6%					
<b>3-PT FG%</b>	1st Half: 3-12, 25.0%			2nd Half: 4-9, 44.4%			Game: 33.3%					
<b>FT %</b>	1st Half: 5-10, 50.0%			2nd Half: 11-12, 91.7%			Game: 72.7%					
<b>Deadball Rebounds: 3</b>												

Maryland	FG-A	3FG-A	FT-A	REB	PF	TP	A	TO	BK	ST	MIN	
Sean Mosley	5-8	2-3	5-6	2-4-6	3	17	3	0	1	0	36	
James Padgett	3-11	0-0	5-8	4-6-10	1	11	1	2	1	0	31	
Berend Weijjs	2-4	0-0	3-4	5-1-6	3	7	0	0	0	0	21	
Nick Faust	1-5	1-1	0-4	0-1-1	4	3	0	3	0	0	29	
Terrell Stoglin	11-20	3-4	6-7	1-4-5	2	31	2	1	0	1	37	
Mychal Parker	1-3	1-2	6-6	3-4-7	1	9	2	2	0	0	28	
Spencer Barks	0-1	0-0	0-0	0-0-0	0	0	0	0	0	0	3	
John Auslander	0-1	0-0	0-0	0-2-2	2	0	1	0	0	0	10	
Jonathan Thomas	0-0	0-0	0-0	0-0-0	0	0	0	0	0	0	4	
Ashton Pankey	0-1	0-0	0-0	0-0-0	0	0	0	0	0	0	1	
Team				2-1-3							200	
<b>Totals</b>	<b>23-54</b>	<b>7-10</b>	<b>25-35</b>	<b>17-23-40</b>	<b>16</b>	<b>78</b>	<b>9</b>	<b>8</b>	<b>2</b>	<b>1</b>	<b>200</b>	
<b>Total FG%</b>	1st Half: 12-25, 48.0%			2nd Half: 11-29, 37.9%			Game: 42.6%					
<b>3-PT FG%</b>	1st Half: 4-5, 80.0%			2nd Half: 3-5, 60.0%			Game: 70.0%					
<b>FT %</b>	1st Half: 7-11, 63.6%			2nd Half: 18-24, 75.0%			Game: 71.4%					
<b>Deadball Rebounds: 5</b>												

SCORE BY PERIODS

	1	2	F
Notre Dame	30	41	71
Maryland	35	43	78

OFFICIALS: Carl Hess, Bryan Kersey, Pat Adams  
TECHNICALS: Notre Dame - None. Maryland - None.  
ATTENDANCE: 10,714

Notes: This was the 19th meeting between the two schools ... Notre Dame had won the previous two matchups ... The Irish fell to 7-4 all-time at the Verizon Center under coach Mike Brey ... The starting lineup against the Terrapins was the sixth different one used in the first nine contests ... Tom Knight made his first career start ... Jack Cooley missed the game due to illness ... The seven turnovers marked a season-low to date ... Eric Atkins netted double figures for the fifth time and played a career-high 40 minutes ... Mike Broghammer's seven rebounds were a personal best and marked the first time in his career that he led the Irish in rebounding ... Jerian Grant's 20 points matched a career high and marked the second time in his career that he scored 20 points.

Notre Dame 87, Maine 78												
Notre Dame, Ind. (Purcell Pavilion)												
December 8, 2011												
Game #10	FG-A	3FG-A	FT-A	REB	PF	TP	A	TO	BK	ST	MIN	
Maine												
Alasdair Fraser	8-13	0-0	1-2	1-6-7	5	17	1	2	0	0	26	
Kilian Cato	0-3	0-2	0-0	1-0-1	5	0	2	0	0	0	30	
Andrew Rogers	2-3	2-3	0-0	0-1-1	1	6	7	1	0	0	24	
Justin Edwards	9-19	1-4	1-1	3-3-6	2	20	4	0	0	3	38	
Gerald McLemore	11-16	3-6	2-2	0-2-2	1	27	1	2	0	3	39	
Jon McAllian	0-0	0-0	0-0	0-1-1	1	0	1	0	0	0	4	
Raheem Singleton	1-4	0-1	0-0	0-4-4	2	2	3	1	0	0	19	
Xavier Pollard	0-0	0-0	0-0	0-0-0	1	0	0	0	0	0	0+	
Svetoslav Chetinov	3-5	0-0	0-0	0-0-0	2	6	0	2	0	1	20	
Team				2-2-4							1	
<b>Totals</b>	<b>34-63</b>	<b>6-16</b>	<b>4-5</b>	<b>7-19-26</b>	<b>20</b>	<b>78</b>	<b>19</b>	<b>9</b>	<b>0</b>	<b>7</b>	<b>200</b>	
<b>Total FG%</b>	1st Half: 18-30, 60.0%			2nd Half: 16-33, 48.5%			Game: 54.0%					
<b>3-PT FG%</b>	1st Half: 4-8, 50.0%			2nd Half: 2-8, 25.0%			Game: 37.5%					
<b>FT %</b>	1st Half: 1-2, 50.0%			2nd Half: 3-3, 100.0%			Game: 80.0%					
<b>Deadball Rebounds: 1</b>												

Notre Dame	FG-A	3FG-A	FT-A	REB	PF	TP	A	TO	BK	ST	MIN	
Tom Knight	2-6	0-0	3-5	1-1-2	2	7	2	2	1	1	23	
Eric Atkins	9-15	5-7	3-4	0-2-2	0	26	6	1	0	0	40	
Scott Martin	2-4	0-2	0-0	0-0-0	0	4	1	1	0	0	9	
Jerian Grant	2-3	1-1	1-2	0-4-4	1	6	2	2	1	1	23	
Joey Brooks	1-2	0-0	0-0	0-1-1	1	2	1	1	0	0	10	
Alex Dragicevich	4-10	2-8	4-4	0-2-2	0	14	3	0	1	0	31	
Pat Connaughton	1-4	0-2	2-2	2-3-5	0	4	0	1	0	0	26	
Mike Broghammer	1-1	0-0	0-2	0-1-1	1	2	2	1	0	1	11	
Jack Cooley	7-11	0-0	8-9	6-8-14	3	22	1	2	0	2	27	
Team				3-0-3							200	
<b>Totals</b>	<b>29-56</b>	<b>8-20</b>	<b>21-28</b>	<b>12-22-34</b>	<b>8</b>	<b>87</b>	<b>18</b>	<b>10</b>	<b>5</b>	<b>3</b>	<b>200</b>	
<b>Total FG%</b>	1st Half: 17-32, 53.1%			2nd Half: 12-24, 50.0%			Game: 51.8%					
<b>3-PT FG%</b>	1st Half: 5-11, 45.5%			2nd Half: 3-9, 33.3%			Game: 40.0%					
<b>FT %</b>	1st Half: 5-5, 100.0%			2nd Half: 16-23, 69.6%			Game: 75.0%					
<b>Deadball Rebounds: 3</b>												

SCORE BY PERIODS

	1	2	F
Maine	41	37	78
Notre Dame	44	43	87

OFFICIALS: Jim Burr, Tony Chiazza, Ed Hightower  
TECHNICALS: Maine - None. Notre Dame - None.  
ATTENDANCE: 7,024

Notes: This was the third meeting ever between the Irish and the Black Bears ... Jack Cooley notched his second career double-double ... Cooley's 22 points marked a career high as he became the sixth different Notre Dame player to score 20-plus points in a game this season ... His 14 rebounds marked the third time in his career with 10-plus rebounds ... The Irish extended their home court win streak to 25 games which marks the second-longest home win streak at Purcell Pavilion ... Eric Atkins' 26 points were one point shy of a career and was the second career 20-plus point outing ... His five three-pointers were a career best ... Alex Dragicevich netted double figures for the third time in his career ... Tom Knight's seven points matched a career high ... Scott Martin left the game in the first half and did not return with a mild concussion.

Notre Dame 65, Dartmouth 47												
Notre Dame, Ind. (Purcell Pavilion)												
December 10, 2011												
Game #11	FG-A	3FG-A	FT-A	REB	PF	TP	A	TO	BK	ST	MIN	
Dartmouth												
Gabas Maldunas	5-12	0-0	2-2	5-4-9	3	12	0	6	1	1	28	
Jvonte Brooks	1-3	0-0	5-6	0-5-5	4	7	1	0	0	0	23	
Jabari Trotter	1-1	0-0	0-0	0-0-0	2	2	1	1	0	0	20	
R.J. Griffin	2-11	1-4	0-0	0-1-1	2	5	1	0	0	1	33	
David Rufful	2-8	1-4	0-0	0-3-3	2	5	3	3	0	1	23	
John Golden	0-3	0-2	4-4	1-3-4	1	4	1	2	0	0	21	
Tyler Melville	1-1	0-0	0-0	0-1-1	0	2	0	0	0	0	5	
Kirk Crecco	2-6	1-2	1-1	2-1-3	0	6	2	1	0	0	15	
Will McConnell	0-0	0-0	0-0	0-0-0	0	0	0	0	0	0	2	
Mack McKeareney	1-2	1-2	0-0	0-5-5	1	3	1	0	0	0	18	
Matt LaBove	0-3	0-0	1-2	0-1-1	2	1	0	0	0	0	12	
Team				0-2-2							1	
<b>Totals</b>	<b>15-50</b>	<b>4-14</b>	<b>13-15</b>	<b>8-26-34</b>	<b>15</b>	<b>47</b>	<b>10</b>	<b>15</b>	<b>1</b>	<b>4</b>	<b>200</b>	
<b>Total FG%</b>	1st Half: 6-23, 26.1%			2nd Half: 9-27, 33.3%			Game: 30.0%					
<b>3-PT FG%</b>	1st Half: 2-8, 25.0%			2nd Half: 2-6, 33.3%			Game: 28.6%					
<b>FT %</b>	1st Half: 10-11, 90.9%			2nd Half: 3-4, 75.0%			Game: 86.7%					
<b>Deadball Rebounds: 2</b>												

Notre Dame	FG-A	3FG-A	FT-A	REB	PF	TP	A	TO	BK	ST	MIN	
Tom Knight	2-6	0-0	4-4	2-3-5	1	8	1	1	3	1	25	
Jack Cooley	9-11	0-0	4-4	3-6-9	2	22	1	4	1	1	25	
Eric Atkins	0-8	0-3	0-0	0-4-4	1	0	3	1	0	1	33	
Alex Dragicevich	5-9	2-5	3-4	0-3-3	1	15	2	0	1	1	25	
Pat Connaughton	1-6	1-6	0-0	1-3-4	0	3	3	1	0	0	27	
Patrick Crowley	0-2	0-0	0-0	0-0-0	0	0	0	0	0	1	2	
Jerian Grant	0-8	0-6	0-0	0-3-3	2	0	4	1	1	2	30	
Joey Brooks	5-6	0-0	3-3	1-3-4	3	13	2	1	0	0	22	
Mike Broghammer	2-3	0-0	0-0	1-1-2	5	4	0	1	2	1	11	
Team				1-1-2							200	
<b>Totals</b>	<b>24-59</b>	<b>3-20</b>	<b>14-15</b>	<b>9-27-36</b>	<b>15</b>	<b>65</b>	<b>16</b>	<b>7</b>	<b>11</b>	<b>8</b>	<b>200</b>	
<b>Total FG%</b>	1st Half: 14-30, 46.7%			2nd Half: 10-29, 34.5%			Game: 40.7%					
<b>3-PT FG%</b>	1st Half: 0-6, 0.0%			2nd Half: 3-14, 21.4%			Game: 15.0%					
<b>FT %</b>	1st Half: 9-10, 90.0%			2nd Half: 5-5, 100.0%			Game: 93.3%					
<b>Deadball Rebounds: 1</b>												

SCORE BY PERIODS

	1	2	F
Dartmouth	24	23	47
Notre Dame	37	28	65

OFFICIALS: Brent Hampton, Gary Prager, Bill McCarthy  
TECHNICALS: Dartmouth - None. Notre Dame - None.  
ATTENDANCE: 7,651

Notes: This was the fifth meeting all-time between Notre Dame and Dartmouth and the first since the 1997-98 campaign ... The Irish have won all five encounters with the Big Green ... Notre Dame is 43-4 all-time against Ivy League opponents ... The Irish upped their home win streak to 26 games ... Notre Dame used its seventh different starting lineup of the season ... the Fighting Irish limited the Big Green to 30.0% (15-50) shooting in the game, which is the lowest shooting percentage of the season for an Irish opponent ... junior forward Jack Cooley scored a career-high 22 points for the second straight game ... Notre Dame blocked a season-high 11 shots ... the Irish matched a season-low total with seven turnovers.

#18/20 Indiana 69, Notre Dame 58												
Indianapolis, Ind. (Conseco Fieldhouse)												
Crossroads Classic • December 17, 2011												
Game #12	FG-A	3FG-A	FT-A	REB	PF	TP	A	TO	BK	ST	MIN	
Notre Dame												
Eric Atkins	5-12	0-0	5-6	1-1-2	1	15	2	2	0	3	40	
Alex Dragicevich	3-6	3-5	0-0	1-1-2	2	9	0	3	0	0	33	
Scott Martin	1-4	0-1	4-8	0-7-7	2	6	2	3	0	0	36	
Jerian Grant	2-10	1-4	9-10	0-4-4	3	14	4	0	1	0	36	
Jack Cooley	4-5	0-0	4-5	2-3-5	5	12	0	2	1	1	21	
Pat Connaughton	1-3	0-1	0-1	2-2-4	4	2	1	1	0	1	22	
Tom Knight	0-1	0-0	0-2	0-0-0	1	0	0	0	1	0	5	
Joey Brooks	0-1	0-0	0-0	0-0-0	0	0	0	1	0	0	4	
Mike Broghammer	0-0	0-0	0-0	0-0-0	2	0	0	0	0	0	3	
Team				1-3-4							200	
<b>Totals</b>	<b>16-42</b>	<b>4-11</b>	<b>22-32</b>	<b>7-21-28</b>	<b>20</b>	<b>58</b>	<b>9</b>	<b>12</b>	<b>5</b>	<b>6</b>	<b>200</b>	
<b>Total FG%</b>	1st Half: 4-20, 20.0%			2nd Half: 12-22, 54.5%			Game: 38.1%					
<b>3-PT FG%</b>	1st Half: 3-8, 37.5%			2nd Half: 1-3, 33.3%			Game: 36.4%					
<b>FT %</b>	1st Half: 9-13, 69.2%			2nd Half: 13-19, 68.4%			Game: 68.8%					
<												



Notre Dame 106, Sacred Heart 65 Notre Dame, Ind. (Purcell Pavilion) December 19, 2011														
Game #13	FG-A	3FG-A	FTA	REB	PF	TP	A	TO	BK	ST	MIN			
<b>Sacred Heart</b>														
Justin Swidowski	1-5	0-1	2-2	2-3-5	5	4	0	2	0	0	16			
Femi Akinpetide	3-5	0-0	2-2	2-3-5	3	8	2	2	0	0	21			
Evan Kelley	1-9	0-0	2-2	0-0-0	1	4	2	3	0	0	26			
Chris Evans	1-3	0-0	2-2	1-1-2	1	4	0	1	0	0	24			
Shane Gibson	8-16	3-8	3-3	0-3-3	0	22	4	2	1	1	24			
Phil Gaetano	1-3	1-3	0-0	0-1-1	0	3	4	2	0	0	23			
Louis Montes	1-1	0-0	2-2	1-1-2	5	4	0	0	0	0	14			
Nick Greenbacker	2-4	1-1	0-0	0-2-2	5	5	0	0	0	0	14			
Steve Glowiak	2-5	1-4	2-2	0-0-0	0	7	0	0	0	0	14			
Stan Dulaire	2-5	0-0	0-0	0-1-1	3	4	4	0	0	0	24			
Team				1-2-3										
<b>Totals</b>	<b>22-56</b>	<b>6-17</b>	<b>15-15</b>	<b>7-17-24</b>	<b>23</b>	<b>65</b>	<b>16</b>	<b>12</b>	<b>1</b>	<b>1</b>	<b>200</b>			
<b>Total FG%</b>	<b>1st Half: 11-25, 44.0%</b>			<b>2nd Half: 11-31, 35.5%</b>				<b>Game: 39.3%</b>						
<b>3-PT FG%</b>	<b>1st Half: 5-10, 50.0%</b>			<b>2nd Half: 1-7, 14.3%</b>				<b>Game: 35.3%</b>						
<b>FT %</b>	<b>1st Half: 10-10, 100.0%</b>			<b>2nd Half: 5-5, 100.0%</b>				<b>Game: 100.0%</b>						
<b>Deadball Rebounds: 0</b>														

Notre Dame	FG-A	3FG-A	FTA	REB	PF	TP	A	TO	BK	ST	MIN			
Jack Cooley	7-7	0-0	5-6	5-3-8	1	19	0	0	3	0	25			
Eric Atkins	4-7	1-3	4-6	2-2-4	1	13	9	0	0	2	29			
Alex Dragicevich	4-8	2-5	2-2	0-5-5	1	12	1	3	1	0	28			
Scott Martin	3-6	0-1	3-4	0-5-5	2	9	1	0	0	2	23			
Jerian Grant	5-10	3-4	2-2	0-2-2	1	15	7	0	0	1	31			
Patrick Crowley	2-3	1-1	0-0	1-0-1	0	5	1	0	0	0	4			
Pat Connaughton	1-4	1-2	2-2	0-2-2	1	5	0	0	0	0	20			
Tom Knight	3-4	0-0	3-4	0-1-1	1	9	2	1	0	0	11			
Joey Brooks	3-5	1-1	5-5	1-1-2	2	12	3	0	0	1	17			
Mike Broghammer	3-3	0-0	1-3	1-5-6	1	7	1	0	1	0	12			
Team				0-1-1										
<b>Totals</b>	<b>35-57</b>	<b>9-17</b>	<b>27-34</b>	<b>10-27-37</b>	<b>11</b>	<b>106</b>	<b>25</b>	<b>4</b>	<b>5</b>	<b>6</b>	<b>200</b>			
<b>Total FG%</b>	<b>1st Half: 17-30, 56.7%</b>			<b>2nd Half: 18-27, 66.7%</b>				<b>Game: 61.4%</b>						
<b>3-PT FG%</b>	<b>1st Half: 3-8, 37.5%</b>			<b>2nd Half: 6-9, 66.7%</b>				<b>Game: 52.9%</b>						
<b>FT %</b>	<b>1st Half: 11-14, 78.6%</b>			<b>2nd Half: 16-20, 80.0%</b>				<b>Game: 79.4%</b>						
<b>Deadball Rebounds: 2</b>														

**SCORE BY PERIODS**

	1	2	F
Sacred Heart	37	28	65
Notre Dame	48	58	106

**OFFICIALS:** John Gaffney, Chris Beaver, Tony Crisp  
**TECHNICALS:** Sacred Heart - None. Notre Dame - None.  
**ATTENDANCE:** 7,042

**Notes:** This was the second meeting ever between the two schools ... Notre Dame improved its home win streak to 27 games, the second-longest in program history at Purcell Pavilion at the Joyce Center ... The Irish's season-high 106 points marked the first time the Irish topped the 100-point mark since Nov. 17, 2010 (a 102-62 win over Chicago State) and were the most points by a Notre Dame since a 108-62 victory against Northern Illinois on Dec. 8, 2007 ... Irish teams have now topped the 100-point plateau 14 times under Mike Brey ... Notre Dame had five players in double figures for the fifth time this season ... The 41-point margin of victory was the largest of the season ... The Irish shot a season-best 61.4 percent from the field ... Notre Dame's four turnovers were a season low, while its 25 assists were a season high ... Eric Atkins' nine assists matched a career high ... With his 19 points, Jack Cooley extended his double-figure scoring streak to a career-best four games ... Jerian Grant reached double figures for the 10th time ... Tom Knight's nine points were a career high.

Cincinnati 71, Notre Dame 55 Cincinnati, Ohio (Fifth Third Arena) January 4, 2012 • BIG EAST														
Game #15	FG-A	3FG-A	FTA	REB	PF	TP	A	TO	BK	ST	MIN			
<b>Notre Dame</b>														
Jack Cooley	7-12	0-0	1-3	8-3-11	0	15	0	2	3	1	29			
Eric Atkins	3-10	2-5	0-0	0-3-3	1	8	2	2	0	2	40			
Alex Dragicevich	2-11	0-6	2-2	0-2-2	2	6	1	0	0	0	22			
Scott Martin	0-6	0-3	0-0	3-5-8	2	0	2	3	1	0	29			
Jerian Grant	5-12	2-8	5-5	0-2-2	3	17	4	3	0	1	37			
Patrick Crowley	0-0	0-0	0-0	0-0-0	0	0	0	0	0	0	0			
Pat Connaughton	2-6	1-5	0-0	1-3-4	3	5	0	1	0	0	15			
Tom Knight	2-4	0-0	0-1	1-2-3	1	4	0	2	0	0	12			
Joey Brooks	0-2	0-1	0-0	1-3-4	2	0	2	0	0	0	16			
Team				0-1-1										
<b>Totals</b>	<b>21-63</b>	<b>5-28</b>	<b>8-11</b>	<b>14-24-38</b>	<b>14</b>	<b>55</b>	<b>11</b>	<b>13</b>	<b>4</b>	<b>4</b>	<b>200</b>			
<b>Total FG%</b>	<b>1st Half: 9-28, 32.1%</b>			<b>2nd Half: 12-35, 34.3%</b>				<b>Game: 33.3%</b>						
<b>3-PT FG%</b>	<b>1st Half: 1-10, 10.0%</b>			<b>2nd Half: 4-18, 22.2%</b>				<b>Game: 17.9%</b>						
<b>FT %</b>	<b>1st Half: 2-4, 50.0%</b>			<b>2nd Half: 6-7, 85.7%</b>				<b>Game: 72.7%</b>						
<b>Deadball Rebounds: 1,2</b>														

Cincinnati	FG-A	3FG-A	FTA	REB	PF	TP	A	TO	BK	ST	MIN			
Justin Jackson	1-4	0-2	3-4	2-5-7	2	5	0	1	0	0	23			
Cashmere Wright	4-9	0-2	1-3	0-2-2	3	9	5	1	0	5	27			
Dion Dixon	5-13	1-7	7-7	1-2-3	1	18	3	1	0	2	35			
Sean Kilpatrick	4-10	1-6	0-0	1-5-6	2	9	3	1	0	1	30			
Jaquon Parker	3-8	3-5	2-2	0-5-5	2	11	1	1	0	1	31			
Jeremiah Davis	4-6	2-3	0-2	0-0-0	0	10	0	0	0	0	15			
Cheikh Mbodj	0-0	0-0	0-0	0-2-2	1	0	0	0	1	0	7			
Ge'Lawn Guyn	1-3	1-2	0-0	0-1-1	0	3	0	0	0	2	9			
Jermaine Sanders	0-0	0-0	0-0	0-0-0	0	0	0	0	0	0	2			
Yancy Gates	3-4	0-0	0-0	3-5-8	4	6	1	2	3	0	21			
Team				2-2-4										
<b>Totals</b>	<b>25-57</b>	<b>8-27</b>	<b>13-18</b>	<b>9-29-38</b>	<b>15</b>	<b>71</b>	<b>13</b>	<b>9</b>	<b>4</b>	<b>11</b>	<b>200</b>			
<b>Total FG%</b>	<b>1st Half: 13-31, 41.9%</b>			<b>2nd Half: 12-26, 46.2%</b>				<b>Game: 43.9%</b>						
<b>3-PT FG%</b>	<b>1st Half: 4-16, 25.0%</b>			<b>2nd Half: 4-11, 36.4%</b>				<b>Game: 29.6%</b>						
<b>FT %</b>	<b>1st Half: 1-2, 50.0%</b>			<b>2nd Half: 12-16, 75.0%</b>				<b>Game: 72.2%</b>						
<b>Deadball Rebounds: 2,1</b>														

**SCORE BY PERIODS**

	1	2	F
Notre Dame	21	34	55
Cincinnati	31	40	71

**OFFICIALS:** Ed Corbett, Michael Stephens, Brent Hampton  
**TECHNICALS:** Notre Dame - None. Cincinnati - None.  
**ATTENDANCE:** 10,142

**Notes:** This was the 12th meeting between the two schools ... Notre Dame leads the series 8-4 and the loss snapped a three-game win streak for the Irish ... Notre Dame has now lost the last three games it has played against the Bearcats in Cincinnati ... The Irish extended their streak with at least one three-pointer in a game to 423 ... Jack Cooley notched his third double-double of his career and notched double figures in scoring for the fifth time in the last six games ... He also recorded his fifth double-digit rebounding effort of the season and has led the Irish rebounding 10 times ... Jerian Grant recorded double figures in scoring for the 12th time and has scored in double figures in each of the last four games ... Scott Martin's eight rebounds matched a season high.

Notre Dame 72, #22/22 Pittsburgh 59 Notre Dame, Ind. (Purcell Pavilion) December 27, 2011 • BIG EAST														
Game #14	FG-A	3FG-A	FTA	REB	PF	TP	A	TO	BK	ST	MIN			
<b>Pittsburgh</b>														
Dante Taylor	2-3	0-0	0-0	0-4-4	4	4	1	1	0	1	13			
Nasir Robinson	5-12	0-0	2-4	2-4-6	2	12	2	1	0	0	34			
Cameron Wright	2-4	0-0	1-2	2-0-2	0	5	0	1	0	0	32			
Ashton Gibbs	5-10	0-2	2-2	2-0-2	3	12	5	0	0	0	14			
Lamar Patterson	3-8	0-2	2-2	1-5-6	3	8	1	2	0	1	28			
Tray Woodall	0-5	0-3	0-0	0-0-0	0	0	2	2	0	0	18			
John Johnson	2-5	1-4	0-0	0-0-0	4	5	3	0	0	0	28			
Talib Zanna	5-10	0-0	3-4	8-4-12	2	13	0	2	1	0	28			
J.J. Moore	0-3	0-3	0-0	1-2-3	2	0	0	0	0	0	15			
Team				1-3-4										
<b>Totals</b>	<b>24-60</b>	<b>1-14</b>	<b>10-14</b>	<b>17-22-39</b>	<b>20</b>	<b>59</b>	<b>14</b>	<b>9</b>	<b>1</b>	<b>4</b>	<b>200</b>			
<b>Total FG%</b>	<b>1st Half: 10-29, 34.5%</b>			<b>2nd Half: 14-31, 45.2%</b>				<b>Game: 40.0%</b>						
<b>3-PT FG%</b>	<b>1st Half: 0-5, 0.0%</b>			<b>2nd Half: 1-9, 11.1%</b>				<b>Game: 7.1%</b>						
<b>FT %</b>	<b>1st Half: 6-8, 75.0%</b>			<b>2nd Half: 4-6, 66.7%</b>				<b>Game: 71.4%</b>						
<b>Deadball Rebounds: 3</b>														

Notre Dame	FG-A	3FG-A	FTA	REB	PF	TP	A	TO	BK	ST	MIN			
Jack Cooley	3-7	0-0	2-4	5-9-14	3	8	1	1	2	1	32			
Eric Atkins	5-8	0-1	5-7	3-2-5	2	15	4	0	0	2	40			
Alex Dragicevich	8-13	4-7	2-4	0-2-2	3	22	0	1	0	0	33			
Scott Martin	2-7	0-4	0-0	0-6-6	3	4	2	0	0	1	31			
Jerian Grant	5-12	3-7	2-3	0-1-1	2	15	9	2	0	1	33			
Pat Connaughton	1-1	0-0	0-0	0-0-0	0	2	2	0	0	0	11			
Tom Knight	3-5	0-0	0-0	1-0-1	1	6	0	0	0	2	14			
Joey Brooks	0-0	0-0	0-0	0-0-0	0	0	0	0	0	0	5			
Mike Broghammer	0-0	0-0	0-0	0-0-0	0	0	0	0	0	0	1			
Team				1-0-1										
<b>Totals</b>	<b>27-53</b>	<b>7-19</b>	<b>11-18</b>	<b>10-20-30</b>	<b>14</b>	<b>72</b>	<b>18</b>	<b>6</b>	<b>4</b>	<b>5</b>	<b>200</b>			
<b>Total FG%</b>	<b>1st Half: 9-28, 32.1%</b>			<b>2nd Half: 18-25, 72.0%</b>				<b>Game: 50.9%</b>						
<b>3-PT FG%</b>	<b>1st Half: 2-11, 18.2%</b>			<b>2nd Half: 5-8, 62.5%</b>				<b>Game: 36.8%</b>						
<b>FT %</b>	<b>1st Half: 5-9, 55.6%</b>			<b>2nd Half: 6-9, 66.7%</b>				<b>Game: 61.1%</b>						
<b>Deadball Rebounds: 1</b>														

**SCORE BY PERIODS**

	1	2	F
Pittsburgh	26	33	59
Notre Dame	25	47	72

**OFFICIALS:** Jim Burr, Brian





Notre Dame 55, Seton Hall 42 Newark, N.J. (Prudential Center) January 25, 2012 • BIG EAST											
Game #21	FG-A	3FG-A	FT-A	REB	PF	TP	A	TO	BK	ST	MIN
<b>Notre Dame</b>	<b>13-37</b>	<b>5-19</b>	<b>24-32</b>	<b>7-32-39</b>	<b>17</b>	<b>55</b>	<b>8</b>	<b>13</b>	<b>6</b>	<b>5</b>	<b>200</b>
Total FG%	1st Half: 7-20, 35.0%		2nd Half: 6-17, 35.3%		Game: 35.1%						
3-PT FG%	1st Half: 1-9, 11.1%		2nd Half: 4-10, 40.0%		Game: 26.3%						
FT %	1st Half: 4-9, 44.4%		2nd Half: 20-23, 87.0%		Game: 75.0%						
Deadball Rebounds: 4											

Seton Hall	FG-A	3FG-A	FT-A	REB	PF	TP	A	TO	BK	ST	MIN
Herb Pope	2-16	0-1	1-3	5-2-7	5	5	0	0	0	0	28
Fuquan Edwin	2-9	0-2	3-5	2-10-12	5	7	1	3	2	3	34
Patrik Auda	1-2	0-0	2-2	1-1-2	5	4	0	1	0	1	25
Jordan Theodore	4-12	0-4	3-5	1-1-2	1	11	1	5	0	1	37
Aaron Cosby	3-8	1-4	1-1	1-4-5	3	8	0	2	0	1	32
Brandon Mobley	0-4	0-1	0-0	5-2-7	0	2	0	0	0	2	15
Haralds Karlis	1-3	1-2	0-0	1-0-1	4	3	0	0	0	0	16
Freddie Wilson	1-2	0-0	0-1	0-0-0	0	2	0	1	0	1	4
Aaron Geramipoor	1-1	0-0	0-2	1-0-1	0	2	0	0	0	0	9
Team	3-14			0-1-1							
<b>Totals</b>	<b>15-57</b>	<b>2-14</b>	<b>10-19</b>	<b>17-21-38</b>	<b>23</b>	<b>42</b>	<b>4</b>	<b>12</b>	<b>2</b>	<b>9</b>	<b>200</b>
Total FG%	1st Half: 6-29, 20.7%		2nd Half: 9-28, 32.1%		Game: 26.3%						
3-PT FG%	1st Half: 1-6, 16.7%		2nd Half: 1-8, 12.5%		Game: 14.3%						
FT %	1st Half: 5-10, 50.0%		2nd Half: 5-9, 55.6%		Game: 52.6%						
Deadball Rebounds: 2											

SCORE BY PERIODS: 1 2 F  
 Notre Dame 19 36 55  
 Seton Hall 18 24 42  
 OFFICIALS: Mike Stuart, Mike Nance, Clarence Armstrong  
 TECHNICALS: Notre Dame - None. Seton Hall - None.  
 ATTENDANCE: 8,421

Notes: The win was Notre Dame's second road win of the season ... The 42 points were the fewest ever allowed by the Irish in a BIG EAST game ... The Pirates 15 field goals were the fewest made by a Notre Dame opponent all-time in a BIG EAST contest ... Seton Hall's 26.3% field goal shooting (15-57) for the game was the lowest ever by an Irish opponent in BIG EAST play ... Notre Dame's 19 first-half points were the fewest in any half by the Irish this season ... Seton Hall's six made field goals in the first half tied the fewest ever for a Notre Dame opponent in the opening half of a BIG EAST contest ... The loss was the first at home for the Pirates this season and snapped an overall 12-game home win streak ... Jack Cooley registered his second consecutive double-double and the sixth of the season ... Jerian Grant tied his career high with 10 free throws made ... Mike Brey recorded his 350th career victory with the win.

Notre Dame 76, #15/15 Marquette 59 Notre Dame, Ind. (Purcell Pavilion) February 4, 2012 • BIG EAST											
Game #23	FG-A	3FG-A	FT-A	REB	PF	TP	A	TO	BK	ST	MIN
<b>Marquette</b>	<b>25-64</b>	<b>2-13</b>	<b>7-9</b>	<b>13-20-33</b>	<b>14</b>	<b>59</b>	<b>16</b>	<b>8</b>	<b>1</b>	<b>7</b>	<b>200</b>
Total FG%	1st Half: 11-30, 36.7%		2nd Half: 14-34, 41.2%		Game: 39.1%						
3-PT FG%	1st Half: 1-6, 14.3%		2nd Half: 1-6, 16.7%		Game: 15.4%						
FT %	1st Half: 3-5, 60.0%		2nd Half: 4-4, 100.0%		Game: 77.8%						
Deadball Rebounds: 2											
<b>Notre Dame</b>	<b>28-56</b>	<b>11-23</b>	<b>9-11</b>	<b>9-26-35</b>	<b>11</b>	<b>76</b>	<b>22</b>	<b>13</b>	<b>7</b>	<b>7</b>	<b>200</b>
Total FG%	1st Half: 13-30, 43.3%		2nd Half: 15-26, 57.7%		Game: 50.0%						
3-PT FG%	1st Half: 3-10, 30.0%		2nd Half: 8-13, 61.5%		Game: 47.8%						
FT %	1st Half: 1-1, 100.0%		2nd Half: 8-10, 80.0%		Game: 81.8%						
Deadball Rebounds: 1											

Marquette	FG-A	3FG-A	FT-A	REB	PF	TP	A	TO	BK	ST	MIN
Jamil Wilson	3-8	0-0	0-0	2-2-4	3	6	2	0	1	0	21
Jae Crowder	2-7	0-2	0-0	1-5-6	2	4	3	1	0	1	35
Darius Johnson-Odom	5-11	1-3	1-2	0-1-1	3	12	2	3	0	2	33
Vander Blue	5-14	0-3	2-3	3-4-7	1	12	2	1	0	0	30
Junior Cadogan	4-8	1-1	2-2	0-2-2	0	11	5	2	0	1	32
Todd Mayo	0-4	0-3	2-2	0-2-2	1	2	1	0	0	1	18
Juan Anderson	0-1	0-0	0-0	0-0-0	1	0	1	0	0	0	4
Jamail Jones	4-9	0-1	0-0	1-2-3	0	8	0	1	0	1	19
Derrick Wilson	2-2	0-0	0-0	1-0-1	3	4	0	0	0	1	8
Team	5-2-7			5-2-7							

SCORE BY PERIODS: 1 2 F  
 Marquette 26 33 59  
 Notre Dame 30 46 76  
 OFFICIALS: Jim Burr, Wally Rutecki, Paul Faia  
 TECHNICALS: Marquette - None. Notre Dame - None.  
 ATTENDANCE: 9,149

Notes: Notre Dame defeated Marquette for the second time in as many meetings ... The 17-point margin of victory was the largest over the Golden Eagles since a 92-71 win on Dec. 2, 2002 ... The 11 three-pointers matched a season high for the Irish ... With its fourth straight victory, Notre Dame matched its longest win streak of the season ... The 22 assists were the most by the Irish in a BIG EAST game to date ... Notre Dame improved to 11-1 when leading at halftime and 10-0 when outrebounding an opponent ... Pat Connaughton recorded his first career double-double with 23 points and a career-high 11 rebounds and became the first true freshman since Luke Harangody in 2006-07 to do so ... His nine field goals and five three-pointers also were personal bests ... The five three-pointers also were the most by an Irish player in a BIG EAST game ... Notre Dame improved to 5-4 versus ranked opponents ... Connaughton's three assists matched a personal best and his two blocks were a career high ... Eric Atkins scored in double figures for the 15th time, while Jerian Grant scored in double figures for the 18th time ... Scott Martin netted double figures for the seventh time in the last eight games.

Notre Dame 50, #24/19 Connecticut 48 Hartford, Conn. (XL Center) January 29, 2012 • BIG EAST											
Game #22	FG-A	3FG-A	FT-A	REB	PF	TP	A	TO	BK	ST	MIN
<b>Notre Dame</b>	<b>17-47</b>	<b>7-22</b>	<b>9-12</b>	<b>11-22-33</b>	<b>13</b>	<b>50</b>	<b>13</b>	<b>10</b>	<b>3</b>	<b>4</b>	<b>200</b>
Total FG%	1st Half: 8-22, 36.4%		2nd Half: 9-25, 36.0%		Game: 36.2%						
3-PT FG%	1st Half: 4-9, 44.4%		2nd Half: 3-13, 23.1%		Game: 31.8%						
FT %	1st Half: 1-2, 50.0%		2nd Half: 8-10, 80.0%		Game: 75.0%						
Deadball Rebounds: 0											

Connecticut	FG-A	3FG-A	FT-A	REB	PF	TP	A	TO	BK	ST	MIN
DeAndre Daniels	0-2	0-1	0-0	0-0-0	0	0	0	0	0	0	7
Alex Oriakhi	2-6	0-0	0-0	1-3-4	3	4	0	2	0	0	17
Andre Drummond	7-14	0-0	1-2	4-7-11	1	15	0	2	4	2	39
Jeremy Lamb	6-9	3-5	1-2	1-4-5	4	16	2	4	0	1	38
Shabazz Napier	0-7	0-4	4-4	0-1-1	2	4	1	0	1	1	35
Niels Giffey	1-1	0-0	0-0	0-0-0	0	2	1	0	0	0	12
Tyler Olander	0-1	0-0	0-0	0-0-0	1	0	0	0	0	0	7
Ryan Boatright	3-6	0-3	0-0	1-2-3	2	6	2	0	0	0	30
Roscoe Smith	0-1	0-0	1-2	0-0-0	1	1	0	0	0	1	15
Team	0-5-5			0-5-5							
<b>Totals</b>	<b>19-47</b>	<b>3-13</b>	<b>7-10</b>	<b>7-22-29</b>	<b>14</b>	<b>48</b>	<b>9</b>	<b>9</b>	<b>4</b>	<b>5</b>	<b>200</b>
Total FG%	1st Half: 11-22, 50.0%		2nd Half: 8-25, 32.0%		Game: 40.4%						
3-PT FG%	1st Half: 1-3, 33.3%		2nd Half: 2-10, 20.0%		Game: 23.1%						
FT %	1st Half: 1-3, 33.3%		2nd Half: 6-7, 85.7%		Game: 70.0%						
Deadball Rebounds: 2											

SCORE BY PERIODS: 1 2 F  
 Notre Dame 21 29 50  
 Connecticut 24 24 48  
 OFFICIALS: Jim Burr, Mike Stuart, Bryan Kersey  
 TECHNICALS: Notre Dame - None. Connecticut - None.  
 ATTENDANCE: 16,294

Notes: Notre Dame defeated Connecticut for the fourth time in five outings and won back-to-back games in the state of Connecticut for the first time in program history ... The Irish improved to 3-10 all-time in the state of Connecticut ... It was the first win for head coach Mike Brey at the XL Center and the first for Notre Dame since a 75-70 decision on Jan. 5, 2000 ... Notre Dame is 11-26 all-time when facing a team that won the national championship in the previous season ... Connecticut's 48 points were the fewest ever for the Huskies against Notre Dame ... The Irish's 50 points were a season low and the fewest since March 11, 2010 in a 50-45 victory over Pittsburgh ... Notre Dame improved to 4-7 when trailing at halftime and are 9-0 when outrebounding its opponent ... Eric Atkins led the Irish in scoring for a team-best eighth time ... Jerian Grant netted double figures for the 17th time ... Grant's three steals matched a season high.

Notre Dame 55, West Virginia 51 Morgantown, W.Va. (WVU Coliseum) February 8, 2012 • BIG EAST											
Game #24	FG-A	3FG-A	FT-A	REB	PF	TP	A	TO	BK	ST	MIN
<b>Notre Dame</b>	<b>20-47</b>	<b>5-21</b>	<b>10-14</b>	<b>8-23-31</b>	<b>11</b>	<b>55</b>	<b>8</b>	<b>5</b>	<b>2</b>	<b>3</b>	<b>200</b>
Total FG%	1st Half: 12-26, 46.2%		2nd Half: 8-21, 38.1%		Game: 42.6%						
3-PT FG%	1st Half: 2-10, 20.0%		2nd Half: 3-11, 27.3%		Game: 23.8%						
FT %	1st Half: 0-1, 0.0%		2nd Half: 10-13, 76.9%		Game: 71.4%						
Deadball Rebounds: 2											

West Virginia	FG-A	3FG-A	FT-A	REB	PF	TP	A	TO	BK	ST	MIN
Kevin Jones	6-15	1-3	1-1	5-7-12	1	14	1	0	0	0	40
Keaton Miles	0-2	0-1	0-0	1-0-1	0	0	0	0	0	0	7
Deniz Kilicli	8-14	0-0	0-0	0-5-5	3	16	0	1	0	0	37
Jabarie Hinds	8-12	1-3	0-0	1-3-4	1	17	1	1	0	1	31
Darryl Bryant	0-6	0-3	0-0	0-2-2	0	0	8	1	0	0	40
Dominique Rutledge	0-0	0-0	0-0	0-1-1	1	0	0	0	0	0	3
Aaron Brown	0-3	0-3	0-0	0-0-0	0	0	0	0	0	0	6
Gary Browne	2-6	0-3	0-2	2-2-4	5	4	2	0	0	0	32
Paul Williamson	0-0	0-0	0-0	0-0-0	1	0	0	0	0	0	4
Team	3-1-3			3-1-3							
<b>Totals</b>	<b>24-58</b>	<b>2-16</b>	<b>1-3</b>	<b>12-21-33</b>	<b>12</b>	<b>51</b>	<b>12</b>	<b>3</b>	<b>0</b>	<b>1</b>	<b>200</b>
Total FG%	1st Half: 7-29, 24.1%		2nd Half: 17-29, 58.6%		Game: 41.4%						
3-PT FG%	1st Half: 1-11, 9.1%		2nd Half: 1-5, 20.0%		Game: 12.5%						
FT %	1st Half: 1-1, 100.0%		2nd Half: 0-2, 0.0%		Game: 33.3%						
Deadball Rebounds: 1											

SCORE BY PERIODS: 1 2 F  
 Notre Dame 26 29 55  
 West Virginia 16 35 51  
 OFFICIALS: Mike Stephens, Mike Roberts, Chris Beaver  
 TECHNICALS: Notre Dame - None. West Virginia - None.  
 ATTENDANCE: 9,258

Notes: Notre Dame snapped a three-game losing streak to West Virginia in Morgantown ... It was the first win at West Virginia since Jan. 19, 2005 ... The 51 points scored by WVU were the fewest by the Mountaineers in the 38 meetings in the series ... West Virginia's 16 first-half points matched the fewest ever allowed by Notre Dame in the first half of play in a BIG EAST game ... The Irish held an opponent to under 20 points in the first half for the third time this season ... Notre Dame's five-game win streak is the longest of the season ... The five turnovers by the Irish were a season low in a BIG EAST game ... Jack Cooley notched his seventh career double-double and fifth in BIG EAST play ... Cooley's 21 points were the most scored by him in a BIG EAST game and his third 20-plus outing of the season ... Cooley notched his 11th double-digit scoring effort of the year and his ninth double-digit rebounding performance ... Jerian Grant scored in double figures for the 19th time ... Scott Martin reached double figures in points for the eighth time in nine games and 13th time overall.

### Game #25 Notre Dame 84, DePaul 76

Notre Dame, Ind. (Purcell Pavilion)  
February 11, 2012 • BIG EAST

DePaul	FG-A	3FG-A	FT-A	REB	PF	TP	A	TO	BK	ST	MIN
Cleveland Melvin	7-18	0-1	2-5	4-2-6	0	16	1	1	0	0	34
Jamee Crockett	5-11	3-6	0-0	0-0-0	2	13	2	2	0	0	30
Derrell Robertson	0-0	0-0	0-0	0-2-2	3	0	1	0	0	1	5
Worrel Clahar	2-4	1-1	0-0	1-0-1	0	5	4	2	0	1	17
Charles McKinney	1-4	0-0	0-0	0-0-0	1	2	1	0	0	0	15
Jeremiah Kelly	6-7	3-4	2-2	0-2-2	2	17	4	0	0	1	30
Brandon Young	5-14	1-3	2-2	0-3-3	4	13	3	1	0	1	29
Donnavan Kirk	3-5	1-1	1-1	2-3-5	2	8	0	1	2	2	29
Krys Faber	1-1	0-0	0-0	0-1-1	1	2	0	0	0	0	11
Team				2-1-3	1						
<b>Totals</b>	<b>30-64</b>	<b>9-16</b>	<b>7-10</b>	<b>9-14-23</b>	<b>16</b>	<b>76</b>	<b>16</b>	<b>7</b>	<b>3</b>	<b>6</b>	<b>200</b>
<b>Total FG%</b>	1st Half: 14-31, 45.2%		2nd Half: 16-33, 48.5%		<b>Game:</b> 46.9%						
<b>3-PT FG%</b>	1st Half: 3-7, 42.9%		2nd Half: 6-9, 66.7%		<b>Game:</b> 56.3%						
<b>FT %</b>	1st Half: 3-5, 60.0%		2nd Half: 4-5, 80.0%		<b>Game:</b> 70.0%						
<b>Deadball Rebounds:</b>	3										

Notre Dame	FG-A	3FG-A	FT-A	REB	PF	TP	A	TO	BK	ST	MIN
Jack Cooley	10-12	0-0	2-2	2-12-14	3	22	1	0	4	0	36
Eric Atkins	5-9	1-4	3-4	1-3-4	1	14	6	4	1	3	40
Scott Martin	3-10	0-3	1-2	0-4-4	2	7	3	2	0	0	40
Jerian Grant	6-10	2-5	8-8	0-2-2	0	22	5	2	0	0	36
Pat Connaughton	4-5	1-2	0-0	1-3-4	3	9	2	2	0	1	25
Alex Dragicevich	2-4	2-2	2-2	1-1-2	0	8	1	0	0	0	17
Tom Knight	0-1	0-0	0-0	0-0-0	1	0	0	1	0	0	3
Joey Brooks	1-1	0-0	0-0	1-0-1	1	2	0	1	0	0	3
Team				2-0-2							
<b>Totals</b>	<b>31-52</b>	<b>6-16</b>	<b>16-18</b>	<b>8-25-33</b>	<b>11</b>	<b>84</b>	<b>18</b>	<b>12</b>	<b>5</b>	<b>4</b>	<b>200</b>
<b>Total FG%</b>	1st Half: 15-28, 53.6%		2nd Half: 16-24, 66.7%		<b>Game:</b> 59.6%						
<b>3-PT FG%</b>	1st Half: 2-8, 25.0%		2nd Half: 4-8, 50.0%		<b>Game:</b> 37.5%						
<b>FT %</b>	1st Half: 2-2, 100.0%		2nd Half: 14-16, 87.5%		<b>Game:</b> 88.9%						
<b>Deadball Rebounds:</b>	1										

SCORE BY PERIODS	1	2	F
DePaul	34	42	76
Notre Dame	34	50	84

**OFFICIALS:** Pat Driscoll, Earl Walton, Bill McCarthy  
**TECHNICALS:** DePaul - TEAM. Notre Dame - None.  
**ATTENDANCE:** 9,149

**Notes:** This was the 102nd meeting between the two teams ... Notre Dame won its seventh straight in the series and is 8-2 against the Blue Demons in the last 10 games ... DePaul is 0-5 in its last five games at Notre Dame ... The win marked the sixth straight conference win for the Irish — the third longest BIG EAST win streak for an Irish team ... The 84 points were the most for the Irish in a BIG EAST game this season ... Notre Dame's 59.6 percent shooting was the best in a conference game this season ... Jack Cooley registered his eighth double-double of the season and sixth in conference play ... His 22 points matched a career high and were the most scored by him in a BIG EAST game ... It also marked the fourth time in his career with 20-plus points ... Cooley now has 10 games with 10-plus rebounds ... Cooley's four blocked shots matched a career high ... His 14 rebounds also equaled a career high in a conference game ... Cooley's 10 field goals were a personal best ... Eric Atkins registered double figures for the 16th time and eighth time in BIG EAST play ... Jerian Grant's 22 points were a career high as he scored in double figures for the 20th time ... The Irish won for the 32nd time in 33 outings at Purcell Pavilion.

### Game #27 #23/25 Notre Dame 74, Villanova 70 (OT)

Philadelphia, Pa. (Wells Fargo Center)  
February 18, 2012 • BIG EAST

Notre Dame	FG-A	3FG-A	FT-A	REB	PF	TP	A	TO	BK	ST	MIN
Jack Cooley	8-11	0-0	2-4	5-8-13	4	18	1	0	0	0	42
Eric Atkins	5-13	2-7	5-7	0-1-1	3	17	5	1	0	1	45
Scott Martin	1-9	0-1	4-4	2-3-5	4	6	4	0	0	4	44
Jerian Grant	3-15	3-10	1-2	1-2-3	3	10	9	4	0	2	42
Pat Connaughton	7-15	7-12	0-0	2-7-9	0	21	1	0	0	1	35
Alex Dragicevich	0-2	0-1	0-0	0-0-0	0	0	0	1	0	0	10
Tom Knight	0-0	0-0	0-0	0-1-1	0	0	0	1	1	0	3
Joey Brooks	1-1	0-0	0-0	0-1-1	1	2	0	0	0	0	4
Team				3-1-4							
<b>Totals</b>	<b>25-66</b>	<b>12-31</b>	<b>12-17</b>	<b>13-24-37</b>	<b>15</b>	<b>74</b>	<b>20</b>	<b>7</b>	<b>1</b>	<b>8</b>	<b>225</b>
<b>Total FG%</b>	1st Half: 10-28, 35.7%		2nd Half: 12-33, 36.4%		<b>OT:</b> 3-5, 60.0%		<b>Game:</b> 37.9%				
<b>3-PT FG%</b>	1st Half: 3-12, 25.0%		2nd Half: 6-15, 40.0%		<b>OT:</b> 3-4, 75.0%		<b>Game:</b> 38.7%				
<b>FT %</b>	1st Half: 0-0, 0.0%		2nd Half: 7-9, 77.8%		<b>OT:</b> 5-8, 62.5%		<b>Game:</b> 70.6%				
<b>Deadball Rebounds:</b>	2										

Villanova	FG-A	3FG-A	FT-A	REB	PF	TP	A	TO	BK	ST	MIN
Mouptaou Yarou	2-8	0-0	0-0	4-7-11	2	4	0	3	1	0	33
JayVaughn Pinkston	7-18	4-8	6-8	0-5-5	2	24	0	3	2	1	45
Maurice Sutton	6-9	0-1	0-0	4-6-10	4	12	1	1	4	1	40
Ty Johnson	3-13	0-3	2-2	0-1-1	2	8	7	2	0	1	40
Dominic Cheek	5-11	3-5	6-8	3-3-6	2	19	3	2	0	0	44
Darrun Hilliard	0-2	0-2	1-2	0-1-1	0	1	1	0	0	0	6
Markus Kennedy	1-2	0-0	0-0	3-4-7	5	2	1	0	0	0	17
Team				2-4-6							
<b>Totals</b>	<b>24-63</b>	<b>7-19</b>	<b>15-20</b>	<b>16-31-47</b>	<b>17</b>	<b>70</b>	<b>13</b>	<b>12</b>	<b>7</b>	<b>3</b>	<b>225</b>
<b>Total FG%</b>	1st Half: 15-31, 48.4%		2nd Half: 5-21, 23.8%		<b>OT:</b> 4-11, 36.4%		<b>Game:</b> 38.1%				
<b>3-PT FG%</b>	1st Half: 4-8, 50.0%		2nd Half: 1-6, 16.7%		<b>OT:</b> 2-5, 40.0%		<b>Game:</b> 36.8%				
<b>FT %</b>	1st Half: 5-6, 83.3%		2nd Half: 10-14, 71.4%		<b>OT:</b> 0-0, 0.0%		<b>Game:</b> 75.0%				
<b>Deadball Rebounds:</b>	4										

**SCORE BY PERIODS**

Notre Dame	1	2	OT	F
Notre Dame	23	37	14	74
Villanova	39	21	10	70

**OFFICIALS:** Tim Higgins, Gene Steratore, John Gaffney  
**TECHNICALS:** Notre Dame - None. Villanova - None.  
**ATTENDANCE:** 15,939

**Notes:** This was the first overtime game in the 34-game history of the series and the fourth win overtime in the last six games for the Irish ... Notre Dame had not won at Villanova since Jan. 26, 2008 ... This win marked the eighth straight victory for the Irish in BIG EAST play and matches the longest conference win streak in program history ... Notre Dame equaled the program's best start (11-3) through 14 BIG EAST games as the 2000-01 team also produced an identical mark in its first 14 games ... Notre Dame has won each of its last four BIG EAST road games which marks the most consecutive road victories since the 2000-01 campaign when that Irish squad won five straight conference road contests ... The Irish erased a 20-point first-half deficit, the largest a Notre Dame team has come back from to win a game during Mike Brey's tenure ... The Irish improved to 2-0 in overtime games this season and are now 9-8 all-time under Brey ... Notre Dame is 10-1 in the last 11 games decided by five or fewer points ... Pat Connaughton's career-high seven three-pointers in the contest were the most by an Irish freshman since Chris Thomas' seven versus Rutgers on Feb. 6, 2002 ... Jack Cooley registered his fourth consecutive double-double and became the first player to notch four straight double-doubles since Luke Harangody during the 2008-09 campaign.

### Game #26 #23/25 Notre Dame 71, Rutgers 53

Notre Dame, Ind. (Purcell Pavilion)  
February 15, 2012 • BIG EAST

Rutgers	FG-A	3FG-A	FT-A	REB	PF	TP	A	TO	BK	ST	MIN
Kadeem Jirku	0-5	0-0	0-0	2-0-2	2	0	0	1	2	0	17
Gilyvdas Biruta	3-7	0-1	0-0	1-2-3	1	6	1	3	1	0	24
Jerome Seagears	1-3	0-1	2-2	3-1-4	3	4	2	1	0	0	27
Eli Carter	4-8	1-3	1-2	0-1-1	4	10	0	4	0	1	24
Dane Miller	5-14	0-3	1-3	2-10-12	3	11	1	1	0	2	30
Myles Mack	2-7	1-3	2-3	0-2-2	2	7	2	1	0	0	26
Mike Poole	4-7	1-2	0-0	1-2-3	3	9	2	1	2	1	26
Derrick Randall	1-1	0-0	0-0	1-2-3	1	2	0	0	0	0	10
Austin Johnson	0-0	0-0	0-0	0-0-0	3	0	0	1	0	0	4
Charlie Rigoglioso	1-1	0-0	0-0	1-1-2	0	2	1	0	0	0	4
Greg Lewis	0-0	0-0	0-0	0-1-1	4	0	1	0	0	0	5
Mike Kuhn	1-3	0-1	0-0	0-0-0	0	2	0	0	0	1	3
Team				1-1-2							
<b>Totals</b>	<b>22-56</b>	<b>3-14</b>	<b>6-10</b>	<b>12-23-35</b>	<b>26</b>	<b>53</b>	<b>10</b>	<b>13</b>	<b>5</b>	<b>5</b>	<b>200</b>
<b>Total FG%</b>	1st Half: 12-29, 41.4%		2nd Half: 10-27, 37.0%		<b>Game:</b> 39.3%						
<b>3-PT FG%</b>	1st Half: 1-6, 16.7%		2nd Half: 2-8, 25.0%		<b>Game:</b> 21.4%						
<b>FT %</b>	1st Half: 3-7, 42.9%		2nd Half: 3-3, 100.0%		<b>Game:</b> 60.0%						
<b>Deadball Rebounds:</b>	2										

Notre Dame	FG-A	3FG-A	FT-A	REB	PF	TP	A	TO	BK	ST	MIN
Jack Cooley	8-13	0-0	6-9	8-10-18	2	22	1	3	1	0	32
Eric Atkins	2-9	1-2	5-7	0-2-2	0	10	8	0	0	1	39
Scott Martin	1-5	0-1	5-6	1-1-2	3	7	3	0	0	0	38
Jerian Grant	2-5	1-2	6-6	0-2-2	2	11	3	3	0	1	36
Pat Connaughton	3-7	3-6	1-1	0-5-5	1	10	0	1	0	0	22
Patrick Crowley	0-1	0-0	0-0	0-0-0	0	0	0	0	0	0	1
Alex Dragicevich	3-7	2-5	0-0	1-0-1	3	8	1	1	0	0	25
Tom Knight	0-0	0-0	1-2	1-0-1	0	1	0	1	0	0	3
Joey Brooks	1-3	0-0	0-1	0-1-1	0	2	0	0	0	0	3
Mike Broghammer	0-0	0-0	0-0	0-0-0	2	0	0	0	0	0	1
Team				2-3-5							
<b>Totals</b>	<b>20-50</b>	<b>7-16</b>	<b>24-32</b>	<b>13-24-37</b>	<b>13</b>	<b>71</b>	<b>16</b>	<b>9</b>	<b>1</b>	<b>2</b>	<b>200</b>
<b>Total FG%</b>	1st Half: 8-27, 29.6%		2nd Half: 12-23, 52.2%		<b>Game:</b> 40.0%						
<b>3-PT FG%</b>	1st Half: 6-13, 46.2%		2nd Half: 1-3, 33.3%		<b>Game:</b> 43.8%						
<b>FT %</b>	1st Half: 11-14, 78.6%		2nd Half: 13-18, 72.2%		<b>Game:</b> 75.0%						
<b>Deadball Rebounds:</b>	2										

**SCORE BY PERIODS**

Notre Dame	1	2	F
Notre Dame	28	25	53
Rutgers	33	38	71

**OFFICIALS:** Karl Hess, Les Jones, Wally Rutecki  
**TECHNICALS:** Rutgers - None. Notre Dame - None.  
**ATTENDANCE:** 7,557

**Notes:** Notre Dame improved to 18-13 all-time against the Scarlet Knights and has won seven of the last nine meetings ... Rutgers is winless in its last eight games at Purcell Pavilion with its last win coming on Jan. 23, 1999 ... The win was the seventh straight for the Irish in BIG EAST play, matching the second-longest conference win streak in program history ... Notre Dame reached 10 league wins for the eighth time in 12 seasons and third consecutive year and clinched a winning record for the 10th time during that span ... Jack Cooley produced his third straight double-double and ninth of the season ... His 22 points tied a career high and his 18 rebounds were a personal best ... Cooley became the first Notre Dame player to score 20-plus points in three consecutive games since Ben Hansbrough in 2010-11 and the first to record three straight double-doubles since Luke Harangody in 2009-10 ... Notre Dame's 24 makes from the free-throw line matched a season high in league play ... The nine turnovers by the Irish marked the 10th time (fourth in BIG EAST play) that Notre Dame had 10 or fewer turnovers in a game ... The Irish improved to 12-0 when outrebounding their opponents.

### Game #28 #20/18 Notre Dame 71, West Virginia 44

Notre Dame, Ind. (Purcell Pavilion)  
February 22, 2012 • BIG EAST

West Virginia	FG-A	3FG-A	FT-A	REB	PF	TP	A	TO	BK	ST	MIN
Kevin Jones	6-12	0-1	3-3	5-3-8	1	15	1	0	0	0	39
Deniz Kilicli	4-11	0-0	0-0	2-3-5	3	8	0	0	0	0	22
Jabarrie Hinds	1-9	1-2	0-0	0-2-2	1	3	2	0	0	0	30
Gary Browne	2-4	0-1	0-0	1-2-3	1	4	2	3	0	1	34
Darryl Bryant	3-11	0-3	4-6	2-1-3	2	10	4	1	0	3	40
Dominique Rutledge	0-1	0-0	2-4	2-0-2	1	2	0	0	0	0	10
Tommie McCune	1-3	0-1	0-0	1-0-1	2	2	1	2	0	0	10
Paul Williamson	0-3	0-3	0-0	0-0-0	0	0	0	0	0	0	15
Team				2-2-4							
<b>Totals</b>	<b>17-54</b>	<b>1-11</b>	<b>9-13</b>	<b>15-13-28</b>	<b>11</b>	<b>44</b>	<b>11</b>	<b>10</b>	<b>0</b>	<b>4</b>	<b>200</b>
<b>Total FG%</b>	1st Half: 11-27, 40.7%		2nd Half: 6-27, 22.2%		<b>Game:</b> 31.5%						
<b>3-PT FG%</b>	1st Half: 1-4, 25.0%		2nd Half: 0-7, 0.0%		<b>Game:</b> 9.1%						
<b>FT %</b>	1st Half: 5-6, 83.3%		2nd Half: 4-7, 57.1%		<b>Game:</b> 69.2%						
<b>Deadball Rebounds:</b>	2										

Notre Dame	FG-A	3FG-A	FT-A	REB	PF	TP	A	TO	BK	ST	MIN

2011-12 Notre Dame Men's Basketball  
 Notre Dame Combined Team Statistics (as of Feb 22, 2012)  
 All games

RECORD:	OVERALL	HOME	AWAY	NEUTRAL
ALL GAMES	20-8	15-1	5-3	0-4
CONFERENCE	12-3	7-1	5-2	0-0
NON-CONFERENCE	8-5	8-0	0-1	0-4

##	Player	gp-gs	min	avg	Total		3-Point		F-Throw		Rebounds				pf	dq	a	to	blk	stl	pts	avg
					fg-fga	fg%	3fg-fga	3fg%	ft-fa	ft%	off	def	tot	avg								
21	ABROMAITIS, Tim	2-2	76	38.0	10-30	.333	0-11	.000	8-9	.889	2	12	14	7.0	7	1	5	6	0	1	28	14.0
22	GRANT, Jerian	28-27	993	35.5	109-264	.413	48-129	.372	101-125	.808	14	70	84	3.0	48	0	136	48	6	36	367	13.1
00	ATKINS, Eric	26-26	987	38.0	106-260	.408	39-102	.382	86-115	.748	16	67	83	3.2	46	1	104	56	1	33	337	13.0
45	COOLEY, Jack	27-25	761	28.2	123-198	.621	0-0	.000	83-117	.709	106	142	248	9.2	71	3	21	40	42	17	329	12.2
14	MARTIN, Scott	27-27	931	34.5	90-236	.381	25-97	.258	41-57	.719	24	129	153	5.7	71	1	47	43	12	26	246	9.1
12	DRAGICEVICH, Alex	28-10	600	21.4	65-162	.401	33-98	.337	35-48	.729	10	43	53	1.9	30	0	36	25	9	4	198	7.1
24	CONNAUGHTON, Pat	28-12	652	23.3	69-161	.429	37-97	.381	23-31	.742	25	101	126	4.5	35	0	24	21	5	12	198	7.1
32	BROOKS, Joey	26-8	324	12.5	32-77	.416	7-16	.438	27-46	.587	16	42	58	2.2	33	1	20	18	3	4	98	3.8
25	KNIGHT, Tom	24-3	209	8.7	27-56	.482	0-0	.000	12-20	.600	14	17	31	1.3	26	0	10	12	13	5	66	2.8
33	BROGHAMMER, Mike	22-0	127	5.8	19-29	.655	0-0	.000	3-15	.200	15	19	34	1.5	23	1	7	7	9	4	41	1.9
04	CROWLEY, Patrick	11-0	15	1.4	2-10	.200	1-3	.333	0-0	.000	1	1	2	0.2	0	0	1	1	0	1	5	0.5
Team											40	37	77		1		7					
Total.....		28	5675		652-1483	.440	190-553	.344	419-583	.719	283	680	963	34.4	391	8	411	284	100	143	1913	68.3
Opponents.....		28	5675		647-1601	.404	139-451	.308	289-408	.708	322	644	966	34.5	514	-	340	301	77	154	1724	61.6

TEAM STATISTICS	ND	OPP	Date	Opponent	Score	Att.
SCORING	1913	1724	11-12-11	MISS. VALLEY STATE	w 80-67	7087
Points per game	68.3	61.6	@ 11-14-11	DETROIT	w 59-53	6720
Scoring margin	+6.8	-	@ 11-16-11	SAM HOUSTON STATE	w 74-41	6614
FIELD GOALS-ATT	652-1483	647-1601	11-18-11	DELAWARE STATE	w 93-69	8826
Field goal pct	.440	.404	@ 11-21-11	vs Missouri	L 58-87	11436
3 POINT FG-ATT	190-553	139-451	@ 11-22-11	vs Georgia	L 57-61	10747
3-point FG pct	.344	.308	11-27-11	BRYANT	w 84-59	7138
3-pt FG made per game	6.8	5.0	11-30-11	at GONZAGA BULLDOGS	L 53-73	6000
FREE THROWS-ATT	419-583	289-408	\$ 12-4-11	vs Maryland	L 71-78	10714
Free throw pct	.719	.708	12-08-11	MAINE	w 87-78	7024
F-Throws made per game	15.0	10.3	12-10-11	DARTMOUTH	w 65-47	7651
REBOUNDS	963	966	^ 12-17-11	vs Indiana	L 58-69	19064
Rebounds per game	34.4	34.5	12-19-11	SACRED HEART	w 106-65	7042
Rebounding margin	-0.1	-	* 12-27-11	PITTSBURGH	w 72-59	8231
ASSISTS	411	340	* 1-4-12	at Cincinnati	L 55-71	10142
Assists per game	14.7	12.1	* 1-7-12	at LOUISVILLE	wo2 67-65	22687
TURNOVERS	284	301	* 1-10-12	USF	w 60-49	8075
Turnovers per game	10.1	10.8	* 1-14-12	CONNECTICUT	L 53-67	9149
Turnover margin	+0.6	-	* 1-16-12	at RUTGERS	L 58-65	6334
Assist/turnover ratio	1.4	1.1	* 1-21-12	SYRACUSE	w 67-58	9149
STEALS	143	154	* 1-25-12	at Seton Hall	w 55-42	8421
Steals per game	5.1	5.5	* 1-29-12	at Connecticut	w 50-48	16294
BLOCKS	100	77	* 2-4-12	MARQUETTE	w 76-59	9149
Blocks per game	3.6	2.8	* 2-8-12	at WEST VIRGINIA	w 55-51	9258
ATTENDANCE	126826	147036	* 2-11-12	DEPAUL	w 84-76	9149
Home games-Avg/Game	16-7927	8-11884	* 2-15-12	RUTGERS	w 71-53	7557
Neutral site-Avg/Game	-	4-12990	* 2-18-12	at Villanova	wot 74-70	15939
			* 2-22-12	WEST VIRGINIA	w 71-44	8265

Score by Periods	1st	2nd	OT	OT2	Totals
Notre Dame	868	1014	22	9	1913
Opponents	824	875	18	7	1724

@ = CBE Classic  
 \$ = BB&T Classic  
 ^ = Crossroads Classic  
 \* = Conference game



2011-12 Notre Dame Men's Basketball  
 Notre Dame Combined Team Statistics (as of Feb 22, 2012)  
 Conference games

RECORD:	OVERALL	HOME	AWAY	NEUTRAL
ALL GAMES	12-3	7-1	5-2	0-0
CONFERENCE	12-3	7-1	5-2	0-0
NON-CONFERENCE	0-0	0-0	0-0	0-0

##	Player	gp-gs	min	avg	Total		3-Point		F-Throw		Rebounds				pf	dq	a	to	blk	stl	pts	avg
					fg-fga	fg%	3fg-fga	3fg%	ft-fta	ft%	off	def	tot	avg								
45	COOLEY, Jack	15-15	498	33.2	83-134	.619	0-0	.000	49-72	.681	69	87	156	10.4	43	2	10	22	26	8	215	14.3
22	GRANT, Jerian	15-15	565	37.7	59-160	.369	30-85	.353	54-66	.818	8	27	35	2.3	28	0	79	31	3	20	202	13.5
00	ATKINS, Eric	15-15	592	39.5	60-151	.397	22-68	.324	42-60	.700	9	44	53	3.5	28	1	60	29	1	19	184	12.3
14	MARTIN, Scott	15-15	572	38.1	53-133	.398	13-50	.260	18-22	.818	16	80	96	6.4	40	0	33	23	7	15	137	9.1
24	CONNAUGHTON, Pat	15-9	334	22.3	36-84	.429	23-59	.390	4-6	.667	12	57	69	4.6	21	0	14	13	4	7	99	6.6
12	DRAGICEVICH, Alex	15-5	307	20.5	30-81	.370	15-45	.333	15-20	.750	5	17	22	1.5	16	0	16	13	2	3	90	6.0
32	BROOKS, Joey	14-1	100	7.1	6-18	.333	2-6	.333	5-11	.455	7	15	22	1.6	11	1	3	8	0	1	19	1.4
25	KNIGHT, Tom	13-0	81	6.2	8-18	.444	0-0	.000	1-3	.333	9	7	16	1.2	11	0	1	8	6	0	17	1.3
33	BROGHAMMER, Mike	9-0	23	2.6	2-4	.500	0-0	.000	1-4	.250	2	2	4	0.4	6	0	0	1	2	0	5	0.6
04	CROWLEY, Patrick	5-0	3	0.6	0-2	.000	0-0	.000	0-0	.000	0	0	0	0.0	0	0	0	0	0	0	0	0.0
Team											22	19	41		1		6					
Total.....		15	3075		337-785	.429	105-313	.335	189-264	.716	159	355	514	34.3	205	4	216	154	51	73	968	64.5
Opponents.....		15	3075		335-849	.395	59-233	.253	146-211	.692	186	336	522	34.8	257	-	171	152	44	89	877	58.5

TEAM STATISTICS	ND	OPP	Date	Opponent	Score	Att.
SCORING	968	877	* 12-27-11	PITTSBURGH	w 72-59	8231
Points per game	64.5	58.5	* 1-4-12	at Cincinnati	L 55-71	10142
Scoring margin	+6.1	-	* 1-7-12	at LOUISVILLE	Wo2 67-65	22687
FIELD GOALS-ATT	337-785	335-849	* 1-10-12	USF	w 60-49	8075
Field goal pct	.429	.395	* 1-14-12	CONNECTICUT	L 53-67	9149
3 POINT FG-ATT	105-313	59-233	* 1-16-12	at RUTGERS	L 58-65	6334
3-point FG pct	.335	.253	* 1-21-12	SYRACUSE	w 67-58	9149
3-pt FG made per game	7.0	3.9	* 1-25-12	at Seton Hall	w 55-42	8421
FREE THROWS-ATT	189-264	146-211	* 1-29-12	at Connecticut	w 50-48	16294
Free throw pct	.716	.692	* 2-4-12	MARQUETTE	w 76-59	9149
F-Throws made per game	12.6	9.7	* 2-8-12	at WEST VIRGINIA	w 55-51	9258
REBOUNDS	514	522	* 2-11-12	DEPAUL	w 84-76	9149
Rebounds per game	34.3	34.8	* 2-15-12	RUTGERS	w 71-53	7557
Rebounding margin	-0.5	-	* 2-18-12	at Villanova	Wot 74-70	15939
ASSISTS	216	171	* 2-22-12	WEST VIRGINIA	w 71-44	8265
Assists per game	14.4	11.4				
TURNOVERS	154	152				
Turnovers per game	10.3	10.1				
Turnover margin	-0.1	-				
Assist/turnover ratio	1.4	1.1				
STEALS	73	89				
Steals per game	4.9	5.9				
BLOCKS	51	44				
Blocks per game	3.4	2.9				
ATTENDANCE	68724	89075				
Home games-Avg/Game	8-8590	7-12725				
Neutral site-Avg/Game	-	0-0				

@ = CBE Classic  
 \$ = BB&T Classic  
 ^ = Crossroads Classic  
 \* = Conference game

Score by Periods	1st	2nd	OT	OT2	Totals
Notre Dame	407	530	22	9	968
Opponents	408	444	18	7	877

2011-12 Notre Dame Men's Basketball  
 Notre Dame Season Schedule/Results & Leaders (as of Feb 22, 2012)  
 All games

RECORD:	OVERALL	HOME	AWAY	NEUTRAL
ALL GAMES	20-8	15-1	5-3	0-4
CONFERENCE	12-3	7-1	5-2	0-0
NON-CONFERENCE	8-5	8-0	0-1	0-4

Date	Opponent	Score	Att.	High Points	High Rebounds
11-12-11	MISS. VALLEY STATE	w 80-67	7087	(27)ATKINS, Eric	(10)COOLEY, Jack
11-14-11	@DETROIT	w 59-53	6720	(13)BROOKS, Joey (13)ATKINS, Eric	(9)CONNAUGHTON, Pat (9)BROOKS, Joey
11-16-11	@SAM HOUSTON STATE	w 74-41	6614	(24)CONNAUGHTON, Pat	(6)GRANT, Jerian (6)COOLEY, Jack
11-18-11	DELAWARE STATE	w 93-69	8826	(23)MARTIN, Scott	(17)COOLEY, Jack
11-21-11	@vs Missouri	58-87 L	11436	(22)ABROMAITIS, Tim	(8)ABROMAITIS, Tim
11-22-11	@vs Georgia	57-61 L	10747	(20)GRANT, Jerian	(6)COOLEY, Jack (6)ABROMAITIS, Tim
11-27-11	BRYANT	w 84-59	7138	(18)ATKINS, Eric	(11)GRANT, Jerian
11-30-11	at GONZAGA BULLDOGS	53-73 L	6000	(16)GRANT, Jerian	(6)COOLEY, Jack
12-4-11	\$vs Maryland	71-78 L	10714	(20)GRANT, Jerian	(7)BROGHAMMER, Mike
12-08-11	MAINE	w 87-78	7024	(26)ATKINS, Eric	(14)COOLEY, Jack
12-10-11	DARTMOUTH	w 65-47	7651	(22)COOLEY, Jack	(9)COOLEY, Jack
12-17-11	^vs Indiana	58-69 L	19064	(15)ATKINS, Eric	(7)MARTIN, Scott
12-19-11	SACRED HEART	w 106-65	7042	(19)COOLEY, Jack	(8)COOLEY, Jack
12-27-11	*PITTSBURGH	w 72-59	8231	(22)DRAGICEVICH, Alex	(14)COOLEY, Jack
1-4-12	*at Cincinnati	55-71 L	10142	(17)GRANT, Jerian	(11)COOLEY, Jack
1-7-12	*at LOUISVILLE	Wo2 67-65	22687	(18)COOLEY, Jack	(12)MARTIN, Scott
1-10-12	*USF	w 60-49	8075	(16)COOLEY, Jack	(13)MARTIN, Scott
1-14-12	*CONNECTICUT	53-67 L	9149	(20)ATKINS, Eric	(9)MARTIN, Scott
1-16-12	*at RUTGERS	58-65 L	6334	(15)ATKINS, Eric	(9)COOLEY, Jack
1-21-12	*SYRACUSE	w 67-58	9149	(17)COOLEY, Jack	(10)COOLEY, Jack
1-25-12	*at Seton Hall	w 55-42	8421	(15)GRANT, Jerian	(11)COOLEY, Jack
1-29-12	*at Connecticut	w 50-48	16294	(13)ATKINS, Eric	(7)COOLEY, Jack (7)MARTIN, Scott
2-4-12	*MARQUETTE	w 76-59	9149	(23)CONNAUGHTON, Pat	(11)CONNAUGHTON, Pat
2-8-12	*at WEST VIRGINIA	w 55-51	9258	(21)COOLEY, Jack	(12)COOLEY, Jack
2-11-12	*DEPAUL	w 84-76	9149	(22)COOLEY, Jack (22)GRANT, Jerian	(14)COOLEY, Jack
2-15-12	*RUTGERS	w 71-53	7557	(22)COOLEY, Jack	(18)COOLEY, Jack
2-18-12	*at Villanova	Wot 74-70	15939	(21)CONNAUGHTON, Pat	(13)COOLEY, Jack
2-22-12	*WEST VIRGINIA	w 71-44	8265	(20)GRANT, Jerian	(6)MARTIN, Scott (6)COOLEY, Jack

@ = CBE Classic  
 \$ = BB&T Classic  
 ^ = Crossroads Classic  
 \* = Conference game

Attendance Summary	Games	Attend	Avg/Game
Home	16	126826	7927
Away	8	95075	11884
Neutral	4	51961	12990
Total	28	273862	9781

2011-12 Notre Dame Men's Basketball  
 Notre Dame Extended Season Box Score (as of Feb 22, 2012)  
 All games

RECORD:	OVERALL	HOME	AWAY	NEUTRAL
ALL GAMES	20-8	15-1	5-3	0-4
CONFERENCE	12-3	7-1	5-2	0-0
NON-CONFERENCE	8-5	8-0	0-1	0-4

##	Player	gp-gs	min	avg	Total		3-Point		F-Throw		Rebounds				pf	dq	a	a/g	to	to/g	a/to	blk	blk/g	stl	stl/g	pts	avg
					fg-fga	fg%	3fg-fga	3fg%	ft-fa	ft%	off	def	tot	avg													
21	ABROMAITIS, Tim	2-2	76	38.0	10-30	.333	0-11	.000	8-9	.889	2	12	14	7.0	7	1	5	2.50	6	3.00	0.83	0	0.00	1	0.50	28	14.0
22	GRANT, Jerian	28-27	993	35.5	109-264	.413	48-129	.372	101-125	.808	14	70	84	3.0	48	0	136	4.86	48	1.71	2.83	6	0.21	36	1.29	367	13.1
00	ATKINS, Eric	26-26	987	38.0	106-260	.408	39-102	.382	86-115	.748	16	67	83	3.2	46	1	104	4.00	56	2.15	1.86	1	0.04	33	1.27	337	13.0
45	COOLEY, Jack	27-25	761	28.2	123-198	.621	0-0	.000	83-117	.709	106	142	248	9.2	71	3	21	0.78	40	1.48	0.53	42	1.56	17	0.63	329	12.2
14	MARTIN, Scott	27-27	931	34.5	90-236	.381	25-97	.258	41-57	.719	24	129	153	5.7	71	1	47	1.74	43	1.59	1.09	12	0.44	26	0.96	246	9.1
12	DRAGICEVICH, Alex	28-10	600	21.4	65-162	.401	33-98	.337	35-48	.729	10	43	53	1.9	30	0	36	1.29	25	0.89	1.44	9	0.32	4	0.14	198	7.1
24	CONNAUGHTON, Pat	28-12	652	23.3	69-161	.429	37-97	.381	23-31	.742	25	101	126	4.5	35	0	24	0.86	21	0.75	1.14	5	0.18	12	0.43	198	7.1
32	BROOKS, Joey	26-8	324	12.5	32-77	.416	7-16	.438	27-46	.587	16	42	58	2.2	33	1	20	0.77	18	0.69	1.11	3	0.12	4	0.15	98	3.8
25	KNIGHT, Tom	24-3	209	8.7	27-56	.482	0-0	.000	12-20	.600	14	17	31	1.3	26	0	10	0.42	12	0.50	0.83	13	0.54	5	0.21	66	2.8
33	BROGHAMMER, Mike	22-0	127	5.8	19-29	.655	0-0	.000	3-15	.200	15	19	34	1.5	23	1	7	0.32	7	0.32	1.00	9	0.41	4	0.18	41	1.9
04	CROWLEY, Patrick	11-0	15	1.4	2-10	.200	1-3	.333	0-0	.000	1	1	2	0.2	0	0	1	0.09	1	0.09	1.00	0	0.00	1	0.09	5	0.5
Total.....		28	5675		652-1483	.440	190-553	.344	419-583	.719	283	680	963	34.4	391	8	411	14.68	284	10.14	1.45	100	3.57	143	5.11	1913	68.3
Opponents.....		28	5675		647-1601	.404	139-451	.308	289-408	.708	322	644	966	34.5	514	-	340	12.14	301	10.75	1.13	77	2.75	154	5.50	1724	61.6

Score by Periods	1st	2nd	OT	OT2	Totals
Notre Dame	868	1014	22	9	1913
Opponents	824	875	18	7	1724

2011-12 Notre Dame Men's Basketball  
 Notre Dame Overall Team Statistics (as of Feb 22, 2012)  
 All games

TEAM STATISTICS	ND	OPP
SCORING	1913	1724
Points per game	68.3	61.6
Scoring margin	+6.8	-
FIELD GOALS-ATT	652-1483	647-1601
Field goal pct	.440	.404
3 POINT FG-ATT	190-553	139-451
3-point FG pct	.344	.308
3-pt FG made per game	6.8	5.0
FREE THROWS-ATT	419-583	289-408
Free throw pct	.719	.708
F-Throws made per game	15.0	10.3
REBOUNDS	963	966
Rebounds per game	34.4	34.5
Rebounding margin	-0.1	-
ASSISTS	411	340
Assists per game	14.7	12.1
TURNOVERS	284	301
Turnovers per game	10.1	10.8
Turnover margin	+0.6	-
Assist/turnover ratio	1.4	1.1
STEALS	143	154
Steals per game	5.1	5.5
BLOCKS	100	77
Blocks per game	3.6	2.8
WINNING STREAK	9	-
Home win streak	5	-
ATTENDANCE	126826	147036
Home games-Avg/Game	16-7927	8-11884
Neutral site-Avg/Game	-	4-12990

Score by Periods	1st	2nd	OT	OT2	Totals
Notre Dame	868	1014	22	9	1913
Opponents	824	875	18	7	1724



2011-12 Notre Dame Men's Basketball  
 Notre Dame Team Game-by-Game Comparison (as of Feb 22, 2012)  
 All games

Opponent	1st	2nd	Score	Mar	Total FG	FG Pct	3-Pointers	3FG Pct	Free Throws	FT Pct	Rebounds	Assist	T/Over	Block	Steal	Fouls
MISS. VALLEY STATE	38/30	42/37	80-67	+13	24-54/28-63	.444/.444	8-19/8-23	.421/.348	24-29/3-8	.828/.375	39/30 +9	19/16	11/12	2/0	5/5	12/23
DETROIT	28/31	31/22	59-53	+6	19-47/21-68	.404/.309	4-15/6-21	.267/.286	17-31/5-8	.548/.625	42/44 (2)	12/13	13/12	3/7	4/5	12/26
SAM HOUSTON STATE	38/16	36/25	74-41	+33	27-51/18-53	.529/.340	10-19/3-15	.526/.200	10-20/2-5	.500/.400	32/34 (2)	21/11	9/18	3/1	10/3	10/17
DELAWARE STATE	43/30	50/39	93-69	+24	30-61/22-54	.492/.407	11-23/8-17	.478/.471	22-28/17-26	.786/.654	46/24 +22	20/12	9/8	1/7	1/6	17/22
Missouri	37/52	21/35	58-87	(29)	20-54/32-55	.370/.582	4-16/5-11	.250/.455	14-19/18-21	.737/.857	24/38 (14)	8/12	13/8	1/5	5/10	16/17
Georgia	29/31	28/30	57-61	(4)	16-46/22-53	.348/.415	4-20/12-26	.200/.462	21-28/5-11	.750/.455	23/37 (14)	7/14	8/14	3/3	7/5	16/22
BRYANT	47/28	37/31	84-59	+25	31-64/23-65	.484/.354	11-25/6-26	.440/.231	11-15/7-11	.733/.636	46/33 +13	24/12	10/9	3/1	4/4	11/14
GONZAGA BULLDOGS	22/35	31/38	53-73	(20)	20-52/28-61	.385/.459	2-14/6-15	.143/.400	11-18/11-15	.611/.733	32/40 (8)	6/16	17/13	3/3	8/10	16/17
Maryland	30/35	41/43	71-78	(7)	24-55/23-54	.436/.426	7-21/7-10	.333/.700	16-22/25-35	.727/.714	30/40 (10)	10/9	7/8	4/2	3/1	22/16
MAINE	44/41	43/37	87-78	+9	29-56/34-63	.518/.540	8-20/6-16	.400/.375	21-28/4-5	.750/.800	34/26 +8	18/19	10/9	5/0	3/7	8/20
DARTMOUTH	37/24	28/23	65-47	+18	24-59/15-50	.407/.300	3-20/4-14	.150/.286	14-15/13-15	.933/.867	36/34 +2	16/10	7/15	11/1	8/4	15/15
Indiana	20/26	38/43	58-69	(11)	16-42/24-57	.381/.421	4-11/3-7	.364/.429	22-32/18-22	.688/.818	28/40 (12)	9/9	12/11	5/2	6/4	20/25
SACRED HEART	48/37	58/28	106-65	+41	35-57/22-56	.614/.393	9-17/6-17	.529/.353	27-34/15-15	.794/1000	37/24 +13	25/16	4/12	5/1	6/1	11/23
PITTSBURGH	25/26	47/33	72-59	+13	27-53/24-60	.509/.400	7-19/1-14	.368/.071	11-18/10-14	.611/.714	30/39 (9)	18/14	6/9	4/1	5/4	14/20
Cincinnati	21/31	34/40	55-71	(16)	21-63/25-57	.333/.439	5-28/8-27	.179/.296	8-11/13-18	.727/.722	38/38 -	11/13	13/9	4/4	4/11	14/15
LOUISVILLE	24/28	26/22	67-65	+2	20-63/22-52	.317/.423	5-26/4-13	.192/.308	22-29/17-27	.759/.630	40/42 (2)	10/9	11/18	3/5	7/8	20/25
USF	30/24	30/25	60-49	+11	24-50/21-55	.480/.382	5-14/1-13	.357/.077	7-11/6-7	.636/.857	29/35 (6)	16/4	10/13	4/1	8/7	8/12
CONNECTICUT	25/24	28/43	53-67	(14)	21-65/25-54	.323/.463	6-26/2-12	.231/.167	5-8/15-18	.625/.833	33/43 (10)	9/13	8/10	1/5	3/5	16/12
RUTGERS	31/39	27/26	58-65	(7)	23-52/24-55	.442/.436	7-20/7-15	.350/.467	5-13/10-14	.385/.714	32/34 (2)	13/14	11/10	4/4	5/5	14/19
SYRACUSE	35/23	32/35	67-58	+9	20-40/18-53	.500/.340	8-16/7-23	.500/.304	19-27/13-19	.704/.684	38/25 +13	17/13	17/9	3/2	2/9	14/21
Seton Hall	19/18	36/24	55-42	+13	13-37/15-57	.351/.263	5-19/2-14	.263/.143	24-32/10-19	.750/.526	39/38 +1	8/4	13/12	6/2	5/9	17/23
Connecticut	21/24	29/24	50-48	+2	17-47/19-47	.362/.404	7-22/3-13	.318/.231	9-12/7-10	.750/.700	33/29 +4	13/9	10/9	3/4	4/5	13/14
MARQUETTE	30/26	46/33	76-59	+17	28-56/25-64	.500/.391	11-23/2-13	.478/.154	9-11/7-9	.818/.778	35/33 +2	22/16	13/8	7/1	7/7	11/14
WEST VIRGINIA	26/16	29/35	55-51	+4	20-47/24-58	.426/.414	5-21/2-16	.238/.125	10-14/1-3	.714/.333	31/33 (2)	8/12	5/3	2/0	3/1	11/12
DEPAUL	34/34	50/42	84-76	+8	31-52/30-64	.596/.469	6-16/9-16	.375/.563	16-18/7-10	.889/.700	33/23 +10	18/16	12/7	5/3	4/6	11/16
RUTGERS	33/28	38/25	71-53	+18	20-50/22-56	.400/.393	7-16/3-14	.438/.214	24-32/6-10	.750/.600	37/35 +2	16/10	9/13	1/5	2/5	13/26
Villanova	23/39	37/21	74-70	+4	25-66/24-63	.379/.381	12-31/7-19	.387/.368	12-17/15-20	.706/.750	37/47 (10)	20/13	7/12	1/7	8/3	15/17
WEST VIRGINIA	30/28	41/16	71-44	+27	27-44/17-54	.614/.315	9-16/1-11	.563/.091	8-11/9-13	.727/.692	29/28 +1	17/11	9/10	3/0	6/4	14/11

Note: Game totals are displayed in the format TEAM/OPPONENT for each category

2011-12 Notre Dame Men's Basketball  
 Notre Dame Points-Rebounds-Assists (as of Feb 22, 2012)  
 All games

Opponent	Date	Score		00	04	12	14	21	22	24
				ATKINS,ERI	CROWLEY,PA	DRAGICEVIC	MARTIN,SCO	ABROMAITIS	GRANT,JERI	CONNAUGHTO
MISS. VALLEY STATE	11-12-11	80-67	w	27-4-6	0-0-0	7-4-2	15-5-2	DNP	11-2-5	2-4-0
DETROIT	11-14-11	59-53	w	13-2-4	DNP	2-2-1	3-6-0	DNP	11-2-3	10-9-0
SAM HOUSTON STATE	11-16-11	74-41	w	DNP	0-1-0	7-3-3	11-5-1	DNP	17-6-7	24-5-1
DELAWARE STATE	11-18-11	93-69	w	DNP	0-0-0	18-3-7	23-5-3	DNP	17-4-6	9-7-2
vs Missouri	11-21-11	58-87	L	7-1-1	DNP	0-0-0	12-5-1	22-8-3	6-1-2	7-5-0
vs Georgia	11-22-11	57-61	L	12-2-1	DNP	0-0-0	6-3-0	6-6-2	20-5-4	11-0-0
BRYANT	11-27-11	84-59	w	18-4-9	0-0-0	13-4-0	12-8-0	DNP	12-11-7	2-3-3
at GONZAGA BULLDOGS	11-30-11	53-73	L	6-3-1	DNP	3-3-0	1-4-0	DNP	16-1-3	11-3-0
vs Maryland	12-4-11	71-78	L	16-2-2	DNP	8-0-1	7-4-3	DNP	20-4-3	9-6-0
MAINE	12-08-11	87-78	w	26-2-6	DNP	14-2-3	4-0-1	DNP	6-4-2	4-5-0
DARTMOUTH	12-10-11	65-47	w	0-4-3	0-0-0	15-3-2	DNP	DNP	0-3-4	3-4-3
vs Indiana	12-17-11	58-69	L	15-2-2	DNP	9-2-0	6-7-2	DNP	14-4-4	2-4-1
SACRED HEART	12-19-11	106-65	w	13-4-9	5-1-1	12-5-1	9-5-1	DNP	15-2-7	5-2-0
PITTSBURGH	12-27-11	72-59	w	15-5-4	DNP	22-2-0	4-6-2	DNP	15-1-9	2-0-2
at Cincinnati	1-4-12	55-71	L	8-3-2	0-0-0	6-2-1	0-8-2	DNP	17-2-4	5-4-0
at LOUISVILLE	1-7-12	67-65	w	15-8-1	DNP	0-1-1	11-12-3	DNP	17-3-3	0-0-0
USF	1-10-12	60-49	w	0-1-3	0-0-0	7-1-4	15-13-2	DNP	14-1-4	5-1-0
CONNECTICUT	1-14-12	53-67	L	20-3-2	0-0-0	2-0-0	12-9-1	DNP	6-1-5	2-4-0
at RUTGERS	1-16-12	58-65	L	15-2-5	DNP	4-1-0	11-6-1	DNP	9-3-7	7-5-0
SYRACUSE	1-21-12	67-58	w	5-6-5	DNP	9-3-2	13-6-3	DNP	11-2-6	7-7-1
at Seton Hall	1-25-12	55-42	w	14-5-2	DNP	9-1-0	3-5-1	DNP	15-5-4	0-5-0
at Connecticut	1-29-12	50-48	w	13-1-3	DNP	0-1-1	10-7-3	DNP	11-5-6	8-5-0
MARQUETTE	2-4-12	76-59	w	18-4-5	DNP	4-2-1	11-5-4	DNP	12-1-8	23-11-3
at WEST VIRGINIA	2-8-12	55-51	w	7-4-1	DNP	3-4-3	12-2-0	DNP	12-2-3	0-4-1
DEPAUL	2-11-12	84-76	w	14-4-6	DNP	8-2-1	7-4-3	DNP	22-2-5	9-4-2
RUTGERS	2-15-12	71-53	w	10-2-8	0-0-0	8-1-1	7-2-3	DNP	11-2-3	10-5-0
at Villanova	2-18-12	74-70	w	17-1-5	DNP	0-0-0	6-5-4	DNP	10-3-9	21-9-1
WEST VIRGINIA	2-22-12	71-44	w	13-4-8	0-0-0	8-1-1	15-6-1	DNP	20-2-3	0-5-4

Opponent	Date	Score		25	32	33	45
				KNIGHT,TOM	BROOKS,JOE	BROGHAMME	COOLEY,JAC
MISS. VALLEY STATE	11-12-11	80-67	w	0-2-0	9-4-3	6-2-0	3-10-1
DETROIT	11-14-11	59-53	w	0-1-0	13-9-2	0-0-0	7-8-2
SAM HOUSTON STATE	11-16-11	74-41	w	7-1-2	0-1-1	2-2-2	6-6-4
DELAWARE STATE	11-18-11	93-69	w	6-0-0	DNP	9-5-1	11-17-1
vs Missouri	11-21-11	58-87	L	DNP	4-1-1	0-1-0	0-1-0
vs Georgia	11-22-11	57-61	L	DNP	0-0-0	0-0-0	2-6-0
BRYANT	11-27-11	84-59	w	4-0-1	13-6-2	6-4-1	4-2-1
at GONZAGA BULLDOGS	11-30-11	53-73	L	4-3-1	6-5-1	0-0-0	6-6-0
vs Maryland	12-4-11	71-78	L	4-0-0	7-3-1	0-7-0	DNP
MAINE	12-08-11	87-78	w	7-2-2	2-1-1	2-1-2	22-14-1
DARTMOUTH	12-10-11	65-47	w	8-5-1	13-4-2	4-2-0	22-9-1
vs Indiana	12-17-11	58-69	L	0-0-0	0-0-0	0-0-0	12-5-0
SACRED HEART	12-19-11	106-65	w	9-1-2	12-2-3	7-6-1	19-8-0
PITTSBURGH	12-27-11	72-59	w	6-1-0	0-0-0	0-0-0	8-14-1
at Cincinnati	1-4-12	55-71	L	4-3-0	0-4-2	DNP	15-11-0
at LOUISVILLE	1-7-12	67-65	w	DNP	4-4-1	2-0-0	18-10-1
USF	1-10-12	60-49	w	0-1-0	3-1-0	0-0-0	16-7-3
CONNECTICUT	1-14-12	53-67	L	2-4-0	2-3-0	0-0-0	7-6-1
at RUTGERS	1-16-12	58-65	L	0-0-0	3-2-0	0-1-0	9-9-0
SYRACUSE	1-21-12	67-58	w	4-2-0	1-1-0	DNP	17-10-0
at Seton Hall	1-25-12	55-42	w	0-1-1	0-1-0	1-1-0	13-11-0
at Connecticut	1-29-12	50-48	w	0-0-0	0-1-0	DNP	8-7-0
MARQUETTE	2-4-12	76-59	w	0-1-0	0-0-0	DNP	8-8-1
at WEST VIRGINIA	2-8-12	55-51	w	DNP	DNP	0-1-0	21-12-0
DEPAUL	2-11-12	84-76	w	0-0-0	2-1-0	DNP	22-14-1
RUTGERS	2-15-12	71-53	w	1-1-0	2-1-0	0-0-0	22-18-1
at Villanova	2-18-12	74-70	w	0-1-0	2-1-0	DNP	18-13-1
WEST VIRGINIA	2-22-12	71-44	w	0-1-0	0-2-0	2-1-0	13-6-0

2011-12 Notre Dame Men's Basketball  
 Notre Dame Team High/Low Analysis (as of Feb 22, 2012)  
 All games

Notre Dame - TEAM GAME HIGHS

POINTS	106		SACRED HEART (12-19-11)
	93		DELAWARE STATE (11-18-11)
	87		MAINE (12-08-11)
	84		DEPAUL (2-11-12)
	84		BRYANT (11-27-11)
FIELD GOALS MADE	35		SACRED HEART (12-19-11)
	31		DEPAUL (2-11-12)
	31		BRYANT (11-27-11)
FIELD GOAL ATTEMPTS	66		at Villanova (2-18-12)
	65		CONNECTICUT (1-14-12)
FIELD GOAL PERCENTAGE	.614	(35-57)	SACRED HEART (12-19-11)
	.614	(27-44)	WEST VIRGINIA (2-22-12)
3 PT FIELD GOALS MADE	12		at Villanova (2-18-12)
	11		MARQUETTE (2-4-12)
	11		BRYANT (11-27-11)
	11		DELAWARE STATE (11-18-11)
3 PT FG ATTEMPTS	31		at Villanova (2-18-12)
	28		at Cincinnati (1-4-12)
3 PT FG PERCENTAGE	.563	(9-16)	WEST VIRGINIA (2-22-12)
	.529	(9-17)	SACRED HEART (12-19-11)
FREE THROWS MADE	27		SACRED HEART (12-19-11)
	24		RUTGERS (2-15-12)
	24		at Seton Hall (1-25-12)
	24		MISS. VALLEY STATE (11-12-11)
FREE THROW ATTEMPTS	34		SACRED HEART (12-19-11)
	32		RUTGERS (2-15-12)
	32		at Seton Hall (1-25-12)
	32		vs Indiana (12-17-11)
FREE THROW PERCENTAGE	.933	(14-15)	DARTMOUTH (12-10-11)
	.889	(16-18)	DEPAUL (2-11-12)
REBOUNDS	46		BRYANT (11-27-11)
	46		DELAWARE STATE (11-18-11)
ASSISTS	25		SACRED HEART (12-19-11)
	24		BRYANT (11-27-11)
STEALS	10		SAM HOUSTON STATE (11-16-11)
	8		at Villanova (2-18-12)
	8		USF (1-10-12)
	8		DARTMOUTH (12-10-11)
	8		at GONZAGA BULLDOGS (11-30-11)
BLOCKED SHOTS	11		DARTMOUTH (12-10-11)
	7		MARQUETTE (2-4-12)
TURNOVERS	17		SYRACUSE (1-21-12)
	17		at GONZAGA BULLDOGS (11-30-11)
FOULS	22		vs Maryland (12-4-11)
	20		at LOUISVILLE (1-7-12)
	20		vs Indiana (12-17-11)

2011-12 Notre Dame Men's Basketball  
 Notre Dame High/Low Analysis (as of Feb 22, 2012)  
 All games

Opponent - GAME HIGHS

POINTS	87		vs Missouri (11-21-11)
	78		MAINE (12-08-11)
	78		vs Maryland (12-4-11)
	76		DEPAUL (2-11-12)
	73		at GONZAGA BULLDOGS (11-30-11)
FIELD GOALS MADE	34		MAINE (12-08-11)
	32		vs Missouri (11-21-11)
FIELD GOAL ATTEMPTS	68		DETROIT (11-14-11)
	65		BRYANT (11-27-11)
FIELD GOAL PERCENTAGE	.582	(32-55)	vs Missouri (11-21-11)
	.540	(34-63)	MAINE (12-08-11)
3 PT FIELD GOALS MADE	12		vs Georgia (11-22-11)
	9		DEPAUL (2-11-12)
3 PT FG ATTEMPTS	27		at Cincinnati (1-4-12)
	26		BRYANT (11-27-11)
	26		vs Georgia (11-22-11)
3 PT FG PERCENTAGE	.700	(7-10)	vs Maryland (12-4-11)
	.563	(9-16)	DEPAUL (2-11-12)
FREE THROWS MADE	25		vs Maryland (12-4-11)
	18		vs Indiana (12-17-11)
	18		vs Missouri (11-21-11)
FREE THROW ATTEMPTS	35		vs Maryland (12-4-11)
	27		at LOUISVILLE (1-7-12)
FREE THROW PERCENTAGE	1.000	(15-15)	SACRED HEART (12-19-11)
	.867	(13-15)	DARTMOUTH (12-10-11)
REBOUNDS	47		at Villanova (2-18-12)
	44		DETROIT (11-14-11)
ASSISTS	19		MAINE (12-08-11)
	16		DEPAUL (2-11-12)
	16		MARQUETTE (2-4-12)
	16		SACRED HEART (12-19-11)
	16		at GONZAGA BULLDOGS (11-30-11)
	16		MISS. VALLEY STATE (11-12-11)
STEALS	11		at Cincinnati (1-4-12)
	10		at GONZAGA BULLDOGS (11-30-11)
	10		vs Missouri (11-21-11)
BLOCKED SHOTS	7		at Villanova (2-18-12)
	7		DELAWARE STATE (11-18-11)
	7		DETROIT (11-14-11)
TURNOVERS	18		at LOUISVILLE (1-7-12)
	18		SAM HOUSTON STATE (11-16-11)
FOULS	26		RUTGERS (2-15-12)
	26		DETROIT (11-14-11)



2011-12 Notre Dame Men's Basketball  
 Notre Dame High/Low Analysis (as of Feb 22, 2012)  
 All games

Notre Dame - GAME LOWS

POINTS	50		at Connecticut (1-29-12)
	53		at GONZAGA BULLDOGS (11-30-11)
	53		CONNECTICUT (1-14-12)
	55		at Cincinnati (1-4-12)
	55		at Seton Hall (1-25-12)
	55		at WEST VIRGINIA (2-8-12)
FIELD GOALS MADE	13		at Seton Hall (1-25-12)
	16		vs Georgia (11-22-11)
	16		vs Indiana (12-17-11)
FIELD GOAL ATTEMPTS	37		at Seton Hall (1-25-12)
	40		SYRACUSE (1-21-12)
FIELD GOAL PERCENTAGE	.317	(20-63)	at LOUISVILLE (1-7-12)
	.323	(21-65)	CONNECTICUT (1-14-12)
3 PT FIELD GOALS MADE	2		at GONZAGA BULLDOGS (11-30-11)
	3		DARTMOUTH (12-10-11)
3 PT FG ATTEMPTS	11		vs Indiana (12-17-11)
	14		at GONZAGA BULLDOGS (11-30-11)
	14		USF (1-10-12)
3 PT FG PERCENTAGE	.143	(2-14)	at GONZAGA BULLDOGS (11-30-11)
	.150	(3-20)	DARTMOUTH (12-10-11)
FREE THROWS MADE	5		CONNECTICUT (1-14-12)
	5		at RUTGERS (1-16-12)
FREE THROW ATTEMPTS	8		CONNECTICUT (1-14-12)
	11		at Cincinnati (1-4-12)
	11		USF (1-10-12)
	11		MARQUETTE (2-4-12)
	11		WEST VIRGINIA (2-22-12)
FREE THROW PERCENTAGE	.385	(5-13)	at RUTGERS (1-16-12)
	.500	(10-20)	SAM HOUSTON STATE (11-16-11)
REBOUNDS	23		vs Georgia (11-22-11)
	24		vs Missouri (11-21-11)
ASSISTS	6		at GONZAGA BULLDOGS (11-30-11)
	7		vs Georgia (11-22-11)
STEALS	1		DELAWARE STATE (11-18-11)
	2		SYRACUSE (1-21-12)
	2		RUTGERS (2-15-12)
BLOCKED SHOTS	1		DELAWARE STATE (11-18-11)
	1		vs Missouri (11-21-11)
	1		CONNECTICUT (1-14-12)
	1		RUTGERS (2-15-12)
	1		at Villanova (2-18-12)
TURNOVERS	4		SACRED HEART (12-19-11)
	5		at WEST VIRGINIA (2-8-12)
FOULS	8		MAINE (12-08-11)
	8		USF (1-10-12)

2011-12 Notre Dame Men's Basketball  
 Notre Dame High/Low Analysis (as of Feb 22, 2012)  
 All games

Opponent - GAME LOWS

POINTS	41		SAM HOUSTON STATE (11-16-11)
	42		at Seton Hall (1-25-12)
	44		WEST VIRGINIA (2-22-12)
	47		DARTMOUTH (12-10-11)
	48		at Connecticut (1-29-12)
FIELD GOALS MADE	15		DARTMOUTH (12-10-11)
	15		at Seton Hall (1-25-12)
FIELD GOAL ATTEMPTS	47		at Connecticut (1-29-12)
	50		DARTMOUTH (12-10-11)
FIELD GOAL PERCENTAGE	.263	(15-57)	at Seton Hall (1-25-12)
	.300	(15-50)	DARTMOUTH (12-10-11)
3 PT FIELD GOALS MADE	1		PITTSBURGH (12-27-11)
	1		USF (1-10-12)
	1		WEST VIRGINIA (2-22-12)
3 PT FG ATTEMPTS	7		vs Indiana (12-17-11)
	10		vs Maryland (12-4-11)
3 PT FG PERCENTAGE	.071	(1-14)	PITTSBURGH (12-27-11)
	.077	(1-13)	USF (1-10-12)
FREE THROWS MADE	1		at WEST VIRGINIA (2-8-12)
	2		SAM HOUSTON STATE (11-16-11)
FREE THROW ATTEMPTS	3		at WEST VIRGINIA (2-8-12)
	5		SAM HOUSTON STATE (11-16-11)
	5		MAINE (12-08-11)
FREE THROW PERCENTAGE	.333	(1-3)	at WEST VIRGINIA (2-8-12)
	.375	(3-8)	MISS. VALLEY STATE (11-12-11)
REBOUNDS	23		DEPAUL (2-11-12)
	24		DELAWARE STATE (11-18-11)
	24		SACRED HEART (12-19-11)
ASSISTS	4		USF (1-10-12)
	4		at Seton Hall (1-25-12)
STEALS	1		vs Maryland (12-4-11)
	1		SACRED HEART (12-19-11)
	1		at WEST VIRGINIA (2-8-12)
BLOCKED SHOTS	0		MISS. VALLEY STATE (11-12-11)
	0		MAINE (12-08-11)
	0		at WEST VIRGINIA (2-8-12)
	0		WEST VIRGINIA (2-22-12)
TURNOVERS	3		at WEST VIRGINIA (2-8-12)
	7		DEPAUL (2-11-12)
FOULS	11		WEST VIRGINIA (2-22-12)
	12		USF (1-10-12)
	12		CONNECTICUT (1-14-12)
	12		at WEST VIRGINIA (2-8-12)

2011-12 Notre Dame Men's Basketball  
 Notre Dame Player High/Low Analysis (as of Feb 22, 2012)  
 All games

Notre Dame - INDIVIDUAL GAME HIGHS

Points	27		ATKINS, Eric vs Miss. Valley State (11-12-11)
	26		ATKINS, Eric vs Maine (12-08-11)
	24		CONNAUGHTON, Pat vs Sam Houston State (11-16-11)
	23		CONNAUGHTON, Pat vs Marquette (2-4-12)
	23		MARTIN, Scott vs Delaware State (11-18-11)
Field Goals Made	10		COOLEY, Jack vs DePaul (2-11-12)
	9		CONNAUGHTON, Pat vs Marquette (2-4-12)
	9		COOLEY, Jack vs Dartmouth (12-10-11)
	9		ATKINS, Eric vs Maine (12-08-11)
	9		ABROMAITIS, Tim vs Missouri (11-21-11)
	9		CONNAUGHTON, Pat vs Sam Houston State (11-16-11)
Field Goal Att.	18		ABROMAITIS, Tim vs Missouri (11-21-11)
	18		MARTIN, Scott vs Delaware State (11-18-11)
FG Pct (min 5 made)	1.000	(7-7)	COOLEY, Jack vs Sacred Heart (12-19-11)
	1.000	(6-6)	GRANT, Jerian vs Sam Houston State (11-16-11)
3-Point FG Made	7		CONNAUGHTON, Pat at Villanova (2-18-12)
	6		CONNAUGHTON, Pat vs Sam Houston State (11-16-11)
3-Point FG Att.	12		CONNAUGHTON, Pat at Villanova (2-18-12)
	10		GRANT, Jerian at Villanova (2-18-12)
	10		CONNAUGHTON, Pat vs Sam Houston State (11-16-11)
3-Pt FG Pct (min 2 made)	1.000	(3-3)	GRANT, Jerian vs Delaware State (11-18-11)
	1.000	(3-3)	ATKINS, Eric vs Miss. Valley State (11-12-11)
	1.000	(2-2)	DRAGICEVICH, Alex vs DePaul (2-11-12)
	1.000	(2-2)	MARTIN, Scott vs Syracuse (1-21-12)
	1.000	(2-2)	BROOKS, Joey vs Bryant (11-27-11)
Free Throws Made	12		ATKINS, Eric vs Miss. Valley State (11-12-11)
	10		GRANT, Jerian at Seton Hall (1-25-12)
	10		GRANT, Jerian vs Georgia (11-22-11)
Free Throw Att.	13		BROOKS, Joey vs Detroit (11-14-11)
	12		GRANT, Jerian at Seton Hall (1-25-12)
	12		ATKINS, Eric vs Miss. Valley State (11-12-11)
FT Pct (min 3 made)	1.000	(12-12)	ATKINS, Eric vs Miss. Valley State (11-12-11)
	1.000	(8-8)	GRANT, Jerian vs DePaul (2-11-12)
	1.000	(6-6)	GRANT, Jerian vs RUTGERS (2-15-12)
	1.000	(6-6)	GRANT, Jerian vs Syracuse (1-21-12)
	1.000	(5-5)	ATKINS, Eric vs Marquette (2-4-12)
	1.000	(5-5)	GRANT, Jerian at Cincinnati (1-4-12)
	1.000	(5-5)	BROOKS, Joey vs Sacred Heart (12-19-11)
	1.000	(4-4)	MARTIN, Scott at Villanova (2-18-12)
	1.000	(4-4)	KNIGHT, Tom vs Dartmouth (12-10-11)
	1.000	(4-4)	COOLEY, Jack vs Dartmouth (12-10-11)
	1.000	(4-4)	DRAGICEVICH, Alex vs Maine (12-08-11)
	1.000	(4-4)	CONNAUGHTON, Pat vs Maryland (12-4-11)
	1.000	(4-4)	GRANT, Jerian vs Bryant (11-27-11)
	1.000	(4-4)	ABROMAITIS, Tim vs Georgia (11-22-11)
	1.000	(3-3)	COOLEY, Jack vs Connecticut (1-14-12)
	1.000	(3-3)	MARTIN, Scott at LOUISVILLE (1-7-12)
	1.000	(3-3)	BROOKS, Joey vs Dartmouth (12-10-11)
Rebounds	18		COOLEY, Jack vs RUTGERS (2-15-12)
	17		COOLEY, Jack vs Delaware State (11-18-11)
Assists	9		GRANT, Jerian at Villanova (2-18-12)
	9		GRANT, Jerian vs Pittsburgh (12-27-11)
	9		ATKINS, Eric vs Sacred Heart (12-19-11)

	9	ATKINS, Eric vs Bryant (11-27-11)
Steals	4	MARTIN, Scott at Villanova (2-18-12)
	3	ATKINS, Eric vs WEST VIRGINIA (2-22-12)
	3	ATKINS, Eric vs DePaul (2-11-12)
	3	GRANT, Jerian at Connecticut (1-29-12)
	3	GRANT, Jerian at LOUISVILLE (1-7-12)
	3	MARTIN, Scott at LOUISVILLE (1-7-12)
	3	ATKINS, Eric vs Indiana (12-17-11)
	3	ATKINS, Eric at GONZAGA BULLDOGS (11-30-11)
	3	COOLEY, Jack vs Missouri (11-21-11)
	3	COOLEY, Jack vs Sam Houston State (11-16-11)
Blocked Shots	4	COOLEY, Jack vs DePaul (2-11-12)
	4	COOLEY, Jack vs Dartmouth (12-10-11)
Turnovers	6	ATKINS, Eric at GONZAGA BULLDOGS (11-30-11)
	5	MARTIN, Scott vs Syracuse (1-21-12)
	5	GRANT, Jerian vs Syracuse (1-21-12)
Fouls	5	COOLEY, Jack vs Marquette (2-4-12)
	5	COOLEY, Jack at Seton Hall (1-25-12)
	5	ATKINS, Eric vs Syracuse (1-21-12)
	5	BROOKS, Joey at LOUISVILLE (1-7-12)
	5	COOLEY, Jack vs Indiana (12-17-11)
	5	BROGHAMMER, Mike vs Dartmouth (12-10-11)
	5	MARTIN, Scott vs Maryland (12-4-11)
	5	ABROMAITIS, Tim vs Georgia (11-22-11)

2011-12 Notre Dame Men's Basketball  
 Notre Dame Opponent High/Low Analysis (as of Feb 22, 2012)  
 All games

OPPONENT INDIVIDUAL GAME HIGHS

Points	31		Terrell Stoglin vs Maryland (12-4-11)
	29		TATE, Tahj vs Delaware State (11-18-11)
	27		McLemore, Gerald vs Maine (12-08-11)
	26		Denmon, Marcus vs Missouri (11-21-11)
	24		PINKSTON, JayVaughn at Villanova (2-18-12)
Field Goals Made	11		McLemore, Gerald vs Maine (12-08-11)
	11		Terrell Stoglin vs Maryland (12-4-11)
Field Goal Att.	23		SIMON, Chase vs Detroit (11-14-11)
	22		FRANCIS, Alex vs Bryant (11-27-11)
FG Pct (min 5 made)	.857	(6-7)	KELLY, Jeremiah vs DePaul (2-11-12)
	.857	(6-7)	Oladipo, Victor vs Indiana (12-17-11)
3-Point FG Made	4		PINKSTON, JayVaughn at Villanova (2-18-12)
	4		Caldwell-Pope, Ken. vs Georgia (11-22-11)
	4		TATE, Tahj vs Delaware State (11-18-11)
	4		McCALLUM, Ray vs Detroit (11-14-11)
3-Point FG Att.	10		DOBBS, Frankie vs Bryant (11-27-11)
	10		JOYNER, Terrence vs Miss. Valley State (11-12-11)
3-Pt FG Pct (min 2 made)	1.000	(3-3)	STOCKTON, David at GONZAGA BULLDOGS (11-30-11)
	1.000	(2-2)	Hulls, Jordan vs Indiana (12-17-11)
	1.000	(2-2)	Djurisic, Nemanja vs Georgia (11-22-11)
	1.000	(2-2)	English, Kim vs Missouri (11-21-11)
	1.000	(2-2)	BELL, Tyshawn vs Delaware State (11-18-11)
Free Throws Made	7		KURIC, Kyle at LOUISVILLE (1-7-12)
	7		DIXON, Dion at Cincinnati (1-4-12)
	7		TATE, Tahj vs Delaware State (11-18-11)
Free Throw Att.	11		TATE, Tahj vs Delaware State (11-18-11)
	8		PINKSTON, JayVaughn at Villanova (2-18-12)
	8		CHEEK, Dominic at Villanova (2-18-12)
	8		NAPIER, Shabazz vs Connecticut (1-14-12)
	8		KURIC, Kyle at LOUISVILLE (1-7-12)
	8		BEHANAN, Chane at LOUISVILLE (1-7-12)
	8		James Padgett vs Maryland (12-4-11)
FT Pct (min 3 made)	1.000	(7-7)	DIXON, Dion at Cincinnati (1-4-12)
	1.000	(6-6)	SMITH, Roscoe vs Connecticut (1-14-12)
	1.000	(6-6)	Watford, Christian vs Indiana (12-17-11)
	1.000	(6-6)	Mychal Parker vs Maryland (12-4-11)
	1.000	(4-4)	NAPIER, Shabazz at Connecticut (1-29-12)
	1.000	(4-4)	SEAGEARS, Jerome at RUTGERS (1-16-12)
	1.000	(4-4)	GOLDEN, John vs Dartmouth (12-10-11)
	1.000	(4-4)	DOBBS, Frankie vs Bryant (11-27-11)
	1.000	(4-4)	Pressey, Phil vs Missouri (11-21-11)
	1.000	(3-3)	JONES, Kevin vs WEST VIRGINIA (2-22-12)
	1.000	(3-3)	GIBSON, Shane vs Sacred Heart (12-19-11)
Rebounds	15		HARRIS, Elias at GONZAGA BULLDOGS (11-30-11)
	13		DRUMMOND, Andre vs Connecticut (1-14-12)
Assists	8		BRYANT, Darryl at WEST VIRGINIA (2-8-12)
	7		JOHNSON, Ty at Villanova (2-18-12)
	7		JARDINE, Scoop vs Syracuse (1-21-12)
	7		LAMB, Jeremy vs Connecticut (1-14-12)
	7		Rogers, Andrew vs Maine (12-08-11)
	7		DOBBS, Frankie vs Bryant (11-27-11)
	7		THREATT, Jay vs Delaware State (11-18-11)
Steals	5		WRIGHT, Cashmere at Cincinnati (1-4-12)



	4	WAITERS, Dion vs Syracuse (1-21-12)
	4	SIMON, Chase vs Detroit (11-14-11)
Blocked Shots	6	GRAY, Kendall vs Delaware State (11-18-11)
	5	LOWE, LaMarcus vs Detroit (11-14-11)
Turnovers	6	MALDUNAS, Gabas vs Dartmouth (12-10-11)
	5	THEODORE, Jordan at Seton Hall (1-25-12)
	5	SIVA, Peyton at LOUISVILLE (1-7-12)
	5	Robinson, Gerald vs Georgia (11-22-11)
	5	Gatlin, Demarcus vs Sam Houston State (11-16-11)
Fouls	5	KENNEDY, Markus at Villanova (2-18-12)
	5	BROWNE, Gary at WEST VIRGINIA (2-8-12)
	5	AUDA, Patrik at Seton Hall (1-25-12)
	5	POPE, Herb at Seton Hall (1-25-12)
	5	EDWIN, Fuquan at Seton Hall (1-25-12)
	5	SOUTHERLAND, James vs Syracuse (1-21-12)
	5	DIENG, Gorgui at LOUISVILLE (1-7-12)
	5	SWIDOWSKI, Justin vs Sacred Heart (12-19-11)
	5	GREENBACKER, Nick vs Sacred Heart (12-19-11)
	5	MONTES, Louis vs Sacred Heart (12-19-11)
	5	Cato, Kilian vs Maine (12-08-11)
	5	Fraser, Alasdair vs Maine (12-08-11)
	5	OLIVER, Marques vs Delaware State (11-18-11)
	5	Werner, Steven vs Sam Houston State (11-16-11)
	5	LOWE, LaMarcus vs Detroit (11-14-11)
	5	JONES, Falando vs Miss. Valley State (11-12-11)