



NOTRE DAME FOOTBALL

FIGHTING IRISH MEDIA

Director of Football Media Relations.....Michael Bertsch
 Email.....mbertsch@nd.edu
 Cell.....574-532-4154
 Assistant Communications Director.....Michael Scholl
 Email.....mscholl@nd.edu
 Cell.....574-876-6248

Countdown To Kickoff

- 55** Fifty-five of the 61 players on the Irish depth chart have eligibility remaining following the 2016 season.
- 43** Forty-three of the 61 players on the Irish depth have at least two years of eligibility remaining following the 2016 season.
- 42** Notre Dame has played 42 games decided by eight points or less since the arrival of **Brian Kelly**. The Irish went 2-5 in the first seven such games under Kelly, but have since gone 21-14.
- 29** Notre Dame's six losses in 2016 have come by a total of 29 points. No other team in the Football Bowl Subdivision has more than four losses by eight points or less.
- 21** Notre Dame has used 21 players in their first year of eligibility this season, including 14 true freshmen (most in the **Brian Kelly** era).
- 16** Sixteen of Notre Dame's 22 starters vs. Navy have made 13 or fewer career starts.
- 11** Notre Dame will play indoors for the 11th time in program history on Saturday.
- 10** QB **DeShone Kizer** completed 10 consecutive passes at one point vs. Navy.
- 8** Notre Dame has seen eight different players, including four true freshmen, earn their first career starts in 2016.
- 7** Notre Dame returned only seven starters from 2015, the fewest in program history since freshman eligibility was restored in 1972.
- 6** Graduate DL **Jarron Jones** recorded six tackles for loss in the win over Miami, the most by an Irish player since at least 1997.
- 5** Notre Dame scored five TDs of 50+ yards vs. Syracuse. Last season, the Irish set a school record with 15 such scoring plays.
- 4** When the halftime score differential is four points or less, Notre Dame is 17-6 (.739) under **Brian Kelly**.
- 3** **Equanimeous St. Brown** leads Notre Dame with eight TD receptions in 2016. He ranks tied for 21st in the FBS and only three other sophomores have more TD catches this season.
- 2** Against Navy, Notre Dame lost for just the second time under **Brian Kelly** when not committing a turnover.
- 1** Rushing TD allowed by Notre Dame versus Miami, as the Irish held the Hurricanes to 18 net rushing yards on 35 attempts.
- 0** Notre Dame has not had an empty seat for a home game since 1973. The sellout streak is the second-longest in NCAA history.

UND.com/gameweek

Visit und.com/gameweek for the latest Notre Dame football news each week.

Game 10 - Shamrock Series

AP: NR
 COACH: NR
 5-4



AP: NR
 COACH: NR
 3-6

TIME, DATE AND PLACE

▶ 3:30 p.m. ET; Saturday, Nov. 12; Alamodome (72,000); San Antonio, Texas.

TELEVISION

▶ NBC national telecast with Dan Hicks (play-by-play), Doug Flutie (analysis), Kathryn Tappen (sideline), Jeff Simon (director) and Josh Freedenburg (producer).

RADIO

▶ IMG College Sports is the exclusive national rights-holder for Irish football radio broadcasts. Notre Dame games will be broadcast to 117 affiliates by Don Criqui (play-by-play) and Allen Pinkett (analysis). This broadcast can be heard live on SiriusXM Satellite Radio (channel 129).

▶ The broadcast will be preceded by a one hour pre-game show hosted by Tony Castricone with interviews conducted by Jack Nolan. It will be followed by a national post-game show hosted by Castricone, Criqui and Pinkett.

▶ All games can be heard in South Bend on WSBT 96.1 FM & 960 AM, and Sunny 101.5 FM.

TICKETS

▶ Tickets are available at UND.com/BuyTickets.

▶ Notre Dame has played in front of sellout crowds in 293 of its previous 344 games (.851) overall. Notre Dame has played before 664 sellouts in 944 total games (.703) since 1930.

▶ With the exception of neutral site games against Syracuse (MetLife Stadium) and Navy (EverBank Field), every Notre Dame game since the 2014 game at USC has attracted a sellout crowd, including a Darrell K Royal-Texas Memorial Stadium record of 102,315 on Sept. 4.

SERIES INFO

▶ Notre Dame holds an all-time series lead of 38-8-4 against Army West Point, including wins in the last 14 games.

THE COACHES

▶ **Notre Dame:** Brian Kelly, 58-29 at ND (7th year), 229-86-2 overall (26th year), 1-0 vs. Army

▶ **Army West Point:** Jeff Monken, 11-22 at Army (3rd year), 49-38 overall (7th year), 0-0 vs. ND

WHAT TO WATCH FOR

▶ Notre Dame looks to defeat Army West Point for the 15th straight time as one of college football's classic rivalries is rekindled in the Lone Star State.

What's Inside

- Brian Kelly Notes..... 2-3
- Notre Dame-Army Series 4-5
- National Rankings..... 4
- 2016 Opponents..... 5
- ND vs. Academies & Independents..... 5-6
- On This Date..... 6
- Team Notes..... 6-18
- Notre Dame's Record When..... 6
- Starter Sheet..... 7
- Notre Dame By The Numbers 8
- Honors/Awards..... 9
- Irish in the NFL..... 11
- Media Information..... 13
- Irish Among NCAA Leaders..... 14
- Alphabetical / Numerical Roster..... 19-20
- Pronunciation Guide 20
- Depth Chart..... 21
- The Last Time..... 22-24
- Miscellaneous Stats..... 25
- Big Plays/Scoring Drives..... 26-28
- 2016 Game Recaps..... 29-31
- Brian Kelly Era Record Book..... 32-37
- 2016 Season Results..... 38
- 2016 Team Stats..... 39
- 2016 Individual Stats..... 40-43
- 2016 Game Superlatives..... 44-47
- 2016 Game-by-Game Stats..... 48-50
- 2016 By-Quarter Stats..... 51
- 2016 Red Zone Stats..... 52
- 2016 Game-by Game Stats..... 53-62



NDFootball



NDFootball



NDFootball



Notre Dame Football



NDFBrecruiting

2016 Notre Dame Schedule and Results

| Date | ND Rank | Opp Rank | Opponent | Location | TV | Time/Score |
|----------------|------------|------------|----------------------------|---------------------------|------------|---------------------|
| Sept. 4 | 10/9 | RV/RV | Texas | Austin, Texas | ABC | L, 47-50 (20T) |
| Sept. 10 | 18/21 | -/- | Nevada | Notre Dame, Ind. | NBC | W, 39-10 |
| Sept. 17 | 18/18 | 12/8 | Michigan State | Notre Dame, Ind. | NBC | L, 28-36 |
| Sept. 24 | RV/RV | -/- | Duke | Notre Dame, Ind. | NBC | L, 35-38 |
| Oct. 1 | -/- | -/- | vs. Syracuse | East Rutherford, N.J. | ESPN | W, 50-33 |
| Oct. 8 | -/- | -/- | at NC State | Raleigh, N.C. | ABC | L, 3-10 |
| Oct. 15 | -/- | RV/RV | Stanford | Notre Dame, Ind. | NBC | L, 10-17 |
| Oct. 22 | | | Bye Week | | | |
| Oct. 29 | -/- | -/RV | Miami | Notre Dame, Ind. | NBC | W, 30-27 |
| Nov. 5 | -/- | NR/RV | vs. Navy | Jacksonville, Fla. | ESPN | L, 27-28 |
| Nov. 12 | -/- | -/- | vs. Army West Point | San Antonio, Texas | NBC | 3:30 p.m. ET |
| Nov. 19 | -/- | 23/21 | Virginia Tech | Notre Dame, Ind. | NBC | 3:30 p.m. ET |
| Nov. 26 | -/- | RV/RV | at USC | Los Angeles, Calif. | | TBA |

* Rankings are Associated Press/Amway Coaches polls

**BRIAN KELLY**

HEAD COACH
34TH YEAR COACHING
26TH YEAR AS A HEAD COACH
SEVENTH YEAR AT NOTRE DAME

2012 AP National Coach of the Year**2012 Walter Camp National Coach of the Year****2012 Sporting News National Coach of the Year****2012 Home Depot National Coach of the Year****2012 Liberty Mutual National Coach of the Year****2012 AFCA National Coach of the Year****2009 Home Depot National Coach of the Year**

Head coach Brian Kelly, a veteran of 25 seasons as a collegiate head coach, brings a championship tradition to his seventh year as the 29th head football coach at the University of Notre Dame.

Currently the winningest active coach in the NCAA Football Bowl Subdivision, Kelly has guided the Irish to 58 wins over his tenure, ranking fifth in school history. Kelly is the first coach to ever take Notre Dame to a bowl game in each of his first six years at the helm.

His 152 victories as a head coach since 2001 are more than all but three active FBS head coaches – Oklahoma's Bob Stoops, Ohio State's Urban Meyer and Alabama's Nick Saban.

KELLY'S HEAD COACHING RESUME

- ▶ Twenty-third college coach to reach 200 career victories with at least five years of service or 50 victories at a school that was classified as a major college at the time
- ▶ Second-youngest and fifth-fastest coach to ever reach 200 career victories with at least five years of service or 50 victories at a school that was classified as a major college at the time
- ▶ Only coach in school history to lead the Irish to at least eight victories over each of his first six seasons – a feat only 20 coaches have ever done at contract bowl eligible schools
- ▶ Only two-time winner of The Home Depot Coach of the Year Award (2009, 2012)
- ▶ First coach in school history to lead the Irish to bowl games during each of his first six seasons
- ▶ First coach to take Notre Dame to bowl games in six straight seasons at any stage in his career since Lou Holtz (1987-95)
- ▶ First coach with six consecutive seasons of at least eight wins since Lou Holtz reached the milestone seven straight years (1987-93)
- ▶ With 10 wins in both 2012 and 2015, Kelly joins Knute Rockne, Ara Parseghian and Holtz as the only Notre Dame coaches to hit the double-digit mark in wins twice
- ▶ Kelly is 21-17 (.553) in his career against Associated Press Top 25 teams
- ▶ Recorded the sixth-most wins (101-39) among active NCAA FBS coach since 2006
- ▶ Owns the sixth-best winning percentage (.728) among active NCAA FBS coaches since 2007
- ▶ Ranks first and 11th among active NCAA FBS coaches in career victories (229) and career winning percentage (.726), respectively
- ▶ Led Notre Dame to an undefeated regular season in 2012 -- its first undefeated regular season in 24 years (1988)
- ▶ Guided Notre Dame to the 2013 Bowl Championship Series title game and its highest national ranking (No. 4/3) to close a season since 1993 (No. 2/2)
- ▶ Oversaw the first football program to be ranked number one in the football polls and first in NCAA GSR graduation rates while also playing for the BCS title
- ▶ Swept just about every possible coach of the year award in 2012 -- Home Depot, Associated Press, Walter Camp Football Foundation, Sporting News, Liberty Mutual and American Football Coaches Association
- ▶ Only the second Irish coach to win 12 games in a season (Lou Holtz also did it in 1988)
- ▶ Continued focus on academics as Notre Dame won the 2014 American Football Coaches Association Academic Achievement Award with a 100 percent graduation rate for the freshmen football student-athlete class of 2007
- ▶ Each of Kelly's last 10 teams have participated in a bowl game, encompassing each of his six Notre Dame teams, each of his three Cincinnati teams, and his final team at Central Michigan (2006)
- ▶ Each of Kelly's last 11 teams (including 2015) have finished the year with a winning record, including his 6-5 Chippewa squad in 2005
- ▶ Every team of Kelly's head coaching tenure, except for his first Central Michigan team that went 4-7 in 2004, has finished at .500 or better (24 out of 25 years)
- ▶ Nine active FBS coaches have guided their respective schools to an undefeated regular season since 2009 and only four of those eight coaches, including Brian Kelly, have done it on multiple occasions
- ▶ Career record includes seven seasons at Notre Dame where he has fashioned a 58-29 record that has included 14 losses by a combined 40 points (2.9 per game)
- ▶ Three seasons at Cincinnati from 2007-09, including a 34-6 record (.850) and two straight outright

BIG EAST Conference title teams that earned BCS appearances in 2008 (FedEx Orange Bowl) and 2009 (Allstate Sugar Bowl)

- ▶ Three seasons at Central Michigan University from 2004-06, including a 19-16 overall record (.542) featuring a 9-4 mark and Mid-American Conference title in 2006
- ▶ Thirteen seasons at Grand Valley State University from 1991-2003, including a 118-35-2 record (.767) highlighted by NCAA Division II national championships in 2002 (14-0) and 2003 (14-1)
- ▶ An overall record of 229-86-2 (.726) in those 26 seasons as a head coach
- ▶ A record of 16-8 (.667) record in postseason play as a head coach

EIGHT IS GREAT FOR KELLY

- ▶ Head coach **Brian Kelly** has won at least eight games in each of his first six seasons with the Irish.
- ▶ Kelly is the first Irish coach to win eight games in each of his first six seasons. Setting the previous high, **Dan Devine** began his career with the Irish by posting four straight seasons with at least eight wins from 1975-78.
- ▶ Before Kelly's current run, no Notre Dame head coach had posted six consecutive eight-win seasons at any juncture of his career since **Lou Holtz** reached the milestone seven straight years from 1987-93.
- ▶ Kelly is the first coach in Notre Dame history to lead the Irish to a bowl game in each of his first six seasons. He joins Holtz as the only coaches to guide Notre Dame to bowl berths in six consecutive years at any juncture of their tenures at the school.
- ▶ With 55 wins through his first six years at Notre Dame (2010-15), Kelly won more games at this stage of his Irish career than any coach other than Holtz's 56.

KELLY BEATS ELITE TEAMS

- ▶ **Brian Kelly** is 11-13 (.458) against Associated Press Top 25 teams as the head coach at Notre Dame and 21-17 (.553) overall, the seventh-best career winning percentage in such games among active coaches.
- ▶ Of the coaches at contract bowl eligible schools who has faced at least 10 AP-ranked teams, Kelly's career .553 winning percentage ranks seventh among his peers.

Career Record vs. AP Top 25 (Minimum 10 games)

| | Coach | School | Record | Pct. |
|-----------|--------------------|-------------------|---------------|-------------|
| 1. | Urban Meyer | Ohio State | 35-14 | .714 |
| 2. | Bob Stoops | Oklahoma | 56-30 | .651 |
| 3. | David Shaw | Stanford | 20-11 | .645 |
| | Nick Saban | Alabama | 69-38 | .645 |
| 5. | Jimbo Fisher | Florida State | 15-10 | .600 |
| | Mark Helfrich | Oregon | 9-6 | .600 |
| 7. | Brian Kelly | Notre Dame | 21-17 | .553 |
| 8. | Gary Patterson | TCU | 22-19 | .537 |
| 9. | Jim Harbaugh | Michigan | 9-8 | .529 |
| 10. | Guz Malzahn | Auburn | 11-10 | .524 |

KELLY RANKS AMONG TOP ACTIVE COACHES NATIONALLY

- ▶ Now in his seventh year at Notre Dame, **Brian Kelly** has helped the Irish secure a 47-8 record when entering halftime with a lead and a 46-7 mark when leading after three quarters.
- ▶ Kelly is 191-15 in his coaching career when taking a lead into the fourth quarter and 127-9 since 2001. He owns a 180-18 record when taking a lead into halftime, including a 125-10 mark since 2001.
- ▶ Kelly is 157-34 when scoring first.
- ▶ Kelly is 180-27-1 when outrushing his opponent.
- ▶ Kelly is 132-14 when his team wins the turnover battle.
- ▶ Kelly is 44-21-2 in games decided by three points or less.
- ▶ Kelly is 64-22 in the month of November, including a 28-10 mark since 2006.
- ▶ Kelly is 69-8 when his team scores a defensive or special teams touchdown.
- ▶ Kelly is 147-13 when his team scores 30+ points, including an 83-3 mark with 40+ points.
- ▶ Kelly is 145-8-1 when his team allows 19 points or less.
- ▶ Kelly is 165-47-1 coming off a victory.
- ▶ Kelly-coached teams have won 82 of their last 85 games when holding their opponents to less than 20 points. Kelly-coached teams owned a 57-game winning streak in games where they held their opponents to less than 20 points, which ended in the 2011 Champs Sports Bowl loss to Florida State (18-14). Kelly's previous such loss came on Dec. 8, 2001, when North Dakota edged Grand Valley State, 17-14, in the NCAA Division II title game
- ▶ Since 2001, Brian Kelly has the fourth-most wins among all active Football Bowl Subdivision coaches, trailing only Oklahoma's Bob Stoops (165), Ohio State's Urban Meyer (162) and Alabama's Nick Saban (154):

Winningest Active NCAA FBS Coaches (By Victories, Since 2001)

| Name, School | W | L | T | Pct. |
|-----------------------------------|------------|-----------|----------|--------------|
| 1. Bob Stoops, Oklahoma | 165 | 43 | 0 | 0.793 |
| 2. Urban Meyer, Ohio State | 162 | 28 | 0 | 0.853 |
| 3. Nick Saban, Alabama | 154 | 30 | 0 | 0.837 |
| 4. Brian Kelly, Notre Dame | 152 | 53 | 0 | 0.741 |
| 5. Mark Richt, Miami, Fla. | 150 | 55 | 0 | 0.732 |
| 6. Gary Patterson, TCU | 148 | 50 | 0 | 0.747 |
| 7. Kirk Ferentz, Iowa | 128 | 72 | 0 | 0.640 |
| 8. Paul Johnson, Georgia Tech | 124 | 80 | 0 | 0.608 |
| 9. Tommy Tuberville, Cincinnati | 119 | 66 | 0 | 0.643 |
| 10. Chris Petersen, Washington | 116 | 24 | 0 | 0.829 |

► Since 2006, Brian Kelly has the sixth-most wins of any active NCAA Football Bowl Subdivision coach. Kelly has won 101 contests (101-39) over that span.

Winningest Active NCAA FBS Coaches (By Victories, Since 2006)

| Name, School | W | L | T | Pct. |
|-----------------------------------|------------|-----------|----------|--------------|
| 1. Chris Petersen, Washington | 116 | 24 | 0 | 0.829 |
| 2. Urban Meyer, Ohio State | 113 | 17 | 0 | 0.869 |
| 3. Bob Stoops, Oklahoma | 111 | 32 | 0 | 0.776 |
| 4. Nick Saban, Alabama | 109 | 18 | 0 | 0.858 |
| 5. Gary Patterson, TCU | 105 | 33 | 0 | 0.761 |
| 6. Brian Kelly, Notre Dame | 101 | 39 | 0 | 0.721 |
| 7. Mark Richt, Miami, Fla. | 98 | 42 | 0 | 0.700 |
| 8. Mike Gundy, Oklahoma State | 96 | 42 | 0 | 0.696 |
| 9. Mark Dantonio, Michigan State | 95 | 45 | 0 | 0.679 |
| Bronco Mendenhall, Virginia | 95 | 43 | 0 | 0.688 |

► Brian Kelly ranks as the sixth-most successful active NCAA Football Bowl Subdivision coach in winning percentage since 2007.

Winningest Active NCAA FBS Coaches (By Win Percentage, Since 2007)

| Name, School | W | L | T | Pct. |
|-----------------------------------|-----------|-----------|----------|--------------|
| 1. Urban Meyer, Ohio State | 100 | 16 | 0 | 0.862 |
| 2. Nick Saban, Alabama | 109 | 18 | 0 | 0.858 |
| 3. Chris Petersen, Washington | 103 | 24 | 0 | 0.811 |
| 4. Bob Stoops, Oklahoma | 100 | 29 | 0 | 0.775 |
| 5. Gary Patterson, TCU | 94 | 31 | 0 | 0.752 |
| 6. Brian Kelly, Notre Dame | 91 | 35 | 0 | 0.722 |
| 7. Mike Gundy, Oklahoma State | 90 | 36 | 0 | 0.714 |
| 8. Mark Richt, Miami, Fla. | 89 | 38 | 0 | 0.701 |
| 9. Kyle Whittingham, Utah | 85 | 38 | 0 | 0.691 |
| 10. Mark Dantonio, Michigan State | 89 | 40 | 0 | 0.690 |

► Brian Kelly ranks first and 11th among active NCAA Football Bowl Subdivision coaches in both victories and winning percentage, respectively. Here is a look at the top 10 winningest active coaches in the FBS (min. six years completed as FBS head coach, record at four-year colleges only):

Winningest Active NCAA FBS Coaches (By Victories)

| Name, School | Years | W | L | T | Pct. |
|-----------------------------------|-----------|------------|-----------|----------|--------------|
| 1. Brian Kelly, Notre Dame | 26 | 229 | 86 | 2 | 0.726 |
| 2. Nick Saban, Alabama | 20 | 200 | 60 | 1 | 0.768 |
| 3. Bill Snyder, Kansas State | 24 | 198 | 105 | 1 | 0.653 |
| 4. Bob Stoops, Oklahoma | 17 | 186 | 48 | 0 | 0.795 |
| 5. Paul Johnson, Georgia Tech | 19 | 173 | 87 | 0 | 0.665 |
| 6. Terry Bowden, Akron | 22 | 163 | 97 | 2 | 0.626 |
| 7. Urban Meyer, Ohio State | 14 | 162 | 28 | 0 | 0.853 |
| 8. Tommy Tuberville, Cincinnati | 20 | 159 | 96 | 0 | 0.624 |
| 9. Rich Rodriguez, Arizona | 22 | 155 | 111 | 2 | 0.582 |
| 10. Mark Richt, Miami, Fla. | 15 | 149 | 56 | 0 | 0.727 |

*Minimum five years as FBS head coach; record at four-year colleges only

Winningest Active NCAA FBS Coaches (By Win Percentage)

| Name, School | Years | W | L | T | Pct. |
|------------------------------------|-----------|------------|-----------|----------|--------------|
| 1. Urban Meyer, Ohio State | 14 | 162 | 28 | 0 | 0.853 |
| 2. Chris Petersen, Washington | 10 | 116 | 24 | 0 | 0.829 |
| 3. Jimbo Fisher, Florida State | 7 | 74 | 17 | 0 | 0.813 |
| 4. Bob Stoops, Oklahoma | 17 | 186 | 48 | 0 | 0.795 |
| 5. David Shaw, Stanford | 6 | 60 | 17 | 0 | 0.779 |
| 6. Nick Saban, Alabama | 20 | 200 | 60 | 1 | 0.768 |
| 7. Dabo Swinney, Clemson | 8 | 84 | 27 | 0 | 0.757 |
| 8. Gary Patterson, TCU | 16 | 148 | 51 | 0 | 0.744 |
| 9. Bobby Petrino, Louisville | 12 | 108 | 40 | 0 | 0.730 |
| 10. Mark Richt, Miami, Fla. | 15 | 149 | 56 | 0 | 0.727 |
| 11. Brian Kelly, Notre Dame | 26 | 229 | 86 | 2 | 0.726 |

*Minimum five years as FBS head coach; record at four-year colleges only

► Among college coaches with at least five years of service or 50 victories at a school that was classified as a major college at the time, Kelly was the 23rd to reach 200 career victories. Here is that list of coaches:

► Amongst the list, Kelly was the second-youngest and sixth-fastest to ever reach 200 career victories.

| Rank Coach | Age in Yrs.-Days | Rank Coach | Career Game (Record at Time) |
|-----------------------|------------------|-----------------------|------------------------------|
| 1. Pop Warner | 46-240 | 1. Joe Paterno | 246 (200-44-2) |
| 2. Brian Kelly | 51-310 | 2. Tom Osborne | 249 (200-46-3) |
| 3. Jim Tressel | 54-298 | 3. Nick Saban | 261 (200-60-1) |
| 4. Vince Dooley | 56-84 | 4. Bo Schembechler | 262 (200-55-7) |
| 5. Tom Osborne | 56-224 | 5. Woody Hayes | 268 (200-60-8) |
| | | 6. Brian Kelly | 270 (200-68-2) |

KELLY'S WINNING WAYS

► Eight active FBS coaches have guided their respective schools to an undefeated regular season since 2009. Only four of those eight coaches, including **Brian Kelly**, have done it on multiple occasions.

Brian Kelly

2012 – Notre Dame – 12-1 (Lost in BCS Championship Game)

2009 – Cincinnati – 12-0 (Did not coach bowl game)

Urban Meyer

2013 – Ohio State – 12-2 (Lost in Big Ten Championship Game and Orange Bowl)

2012 – Ohio State – 12-0

2009 – Florida – 13-1 (Lost in SEC Championship Game)

Jimbo Fisher

2014 – Florida State – 13-0 (Lost in College Football Playoff semifinal)

2013 – Florida State – 14-0

Gary Patterson

2010 – TCU – 13-0

2009 – TCU – 12-1 (Lost in Fiesta Bowl)

BRIAN KELLY'S OVERALL RECORD

| | | |
|--|-----------------|-------------|
| Grand Valley State Totals (13 seasons) | 118-35-2 | .768 |
| Central Michigan Totals (3 seasons) | 19-16 | .543 |
| Cincinnati Totals (3 seasons) | 34-6 | .850 |
| Notre Dame Totals (7 seasons) | 58-29 | .667 |
| Overall Totals (26 seasons) | 229-86-2 | .726 |

National
Rankings

ASSOCIATED PRESS (Nov. 6)

| Rk | School | Record | Pts |
|----|----------------------|------------|------------|
| 1 | Alabama(60) | 9-0 | 1524 |
| 2 | Michigan(1) | 9-0 | 1432 |
| 3 | Clemson | 9-0 | 1408 |
| 4 | Washington | 9-0 | 1364 |
| 5 | Louisville | 8-1 | 1255 |
| 6 | Ohio State | 8-1 | 1245 |
| 7 | Wisconsin | 7-2 | 1159 |
| 8 | Auburn | 7-2 | 1081 |
| 9 | Oklahoma | 7-2 | 996 |
| 10 | Texas A&M | 7-2 | 820 |
| 11 | West Virginia | 7-1 | 805 |
| 12 | Penn State | 7-2 | 752 |
| 13 | Utah | 7-2 | 686 |
| 14 | Western Michigan | 9-0 | 583 |
| 15 | North Carolina | 7-2 | 559 |
| 16 | Colorado | 7-2 | 550 |
| 17 | Oklahoma State | 7-2 | 516 |
| 18 | Virginia Tech | 7-2 | 479 |
| 19 | LSU | 5-3 | 454 |
| 20 | Florida State | 6-3 | 450 |
| 21 | Nebraska | 7-2 | 434 |
| 22 | Florida | 6-2 | 390 |
| 23 | Washington State | 7-2 | 305 |
| 24 | Boise State | 8-1 | 226 |
| 25 | Baylor | 6-2 | 90 |

Others Receiving Votes

USC 76, Arkansas 74, San Diego State 38, Troy 28, Houston 25, Tennessee 9, Tulsa 3, South Florida 3, Minnesota 2, Navy 2, Wyoming 2

AMWAY COACHES (Nov. 6)

| Rk | School | Record | Pts |
|----|----------------------|------------|------------|
| 1 | Alabama(62) | 9-0 | 1598 |
| 2 | Clemson(2) | 9-0 | 1497 |
| 3 | Michigan | 9-0 | 1493 |
| 4 | Washington | 9-0 | 1422 |
| 5 | Ohio State | 8-1 | 1316 |
| 6 | Louisville | 8-1 | 1307 |
| 7 | Wisconsin | 7-2 | 1191 |
| 8 | Auburn | 7-2 | 1075 |
| 9 | Oklahoma | 7-2 | 1068 |
| 10 | West Virginia | 7-1 | 877 |
| 11 | Texas A&M | 7-2 | 801 |
| 12 | Utah | 7-2 | 788 |
| 13 | North Carolina | 7-2 | 695 |
| 14 | Penn State | 7-2 | 667 |
| 15 | Colorado | 7-2 | 627 |
| 16 | Florida | 6-2 | 486 |
| 17 | Oklahoma State | 7-2 | 483 |
| 18 | Florida State | 6-3 | 482 |
| 19 | LSU | 5-3 | 479 |
| 20 | Nebraska | 7-2 | 476 |
| 21 | Western Michigan | 9-0 | 467 |
| 22 | Virginia Tech | 7-2 | 466 |
| 23 | Washington State | 7-2 | 331 |
| 24 | Boise State | 8-1 | 211 |
| 25 | Baylor | 6-2 | 161 |

Others Receiving Votes

USC 79, San Diego State 58, Arkansas 53, Houston 49, South Florida 28, Wyoming 20, Navy 12, Tennessee 12, Tulsa 9, Troy 6, Appalachian State 5, Minnesota 2, Stanford 2, Louisiana Tech 1

2016 opponents in **bold**

NOTRE DAME - ARMY SERIES NOTES

► Notre Dame and Army meet on the gridiron for the 51st time Saturday, with the Irish holding a 38-8-4 edge in the series, including victories in the last 14 contests. While the teams have met on a neutral field on 33 occasions, the Shamrock Series showdown in San Antonio will be the first time the series has been played west of Chicago. During the current 14-game winning streak, the Irish have outscored the Cadets, 494-82.

► The teams last met in 2010, with the Irish taking a 27-3 victory in the first college football game at the new Yankee Stadium. QB **Tommy Rees** threw for 214 yards and a touchdown, while RB **Cierre Wood** ran for 88 yards and RB **Robert Hughes** added a touchdown. The Irish held the Black Knights to just 174 yards of total offense.

► The series began in 1913, when the Irish traveled to West Point and took a 35-13 victory. The contest saw **Gus Dorias** complete 14-of-17 passes for 243 yards, shocking the college football world with the forward pass developed with along with teammate **Knute Rockne**.

► Rockne's place in the series was cemented further in 1928, when the now Irish head coach delivered his famous "Win One For the Gipper" speech at halftime. The motivation to win the contest for the late All-American **George Gipp**, helped the Irish win 12-6 at Yankee Stadium.

► Notre Dame-Army became college football's premier rivalry in the 1940's, with both schools experiencing a post-World War II renaissance. From 1943-46, both teams entered the game ranked in the top five nationally (Associated Press), while in the seven seasons between 1943 and 1949, the teams combined for six consensus national titles (ND in '43, '46, '47 and '49 with Army in '44 and '45), five Heisman Trophy winners (ND's **Angelo Bertelli** in '43, **John Lujack** in '47 & **Leon Hart** in '49 and Army's **Doc Blanchard** in '45 and **Glenn Davis** in '46). With seven meetings at Yankee Stadium in the 1940's, the series is credited with creating Notre Dame's "Subway Alumni" fanbase in New York City.

► The teams played to a legendary 0-0 tie in 1946, with the Irish entering the game ranked second in the country, only trailing the Black Knights. The game went down to the wire, with John Lujack making a game-saving tackle of Army's Doc Blanchard late in the game to preserve the tie.

Notre Dame vs. Army West Point
Series History

| YEAR | SITE | Result | Rank (ND-Opp) | YEAR | SITE | Result | Rank (ND-Opp) |
|------|----------------|--------|---------------|------|----------------------|--------|---------------|
| 1913 | Away | W | 35-13 | 1939 | Yankee Stadium | W | 14-0 4 NR |
| 1914 | Away | L | 7-20 | 1940 | Yankee Stadium | W | 7-0 2 NR |
| 1915 | Away | W | 7-0 | 1941 | Yankee Stadium | T | 0-0 6 14 |
| 1916 | Away | L | 10-30 | 1942 | Yankee Stadium | W | 13-0 4 19 |
| 1917 | Away | W | 7-2 | 1943 | Yankee Stadium | W | 26-0 1 3 |
| 1919 | Away | W | 12-9 | 1944 | Yankee Stadium | L | 0-59 5 1 |
| 1920 | Away | W | 27-17 | 1945 | Yankee Stadium | L | 0-48 2 1 |
| 1921 | Away | W | 28-0 | 1946 | Yankee Stadium | T | 0-0 2 1 |
| 1922 | Away | T | 0-0 | 1947 | Home | W | 27-7 1 9 |
| 1923 | Ebbets Field | W | 13-0 | 1957 | Philadelphia | W | 23-21 12 10 |
| 1924 | Polo Grounds | W | 13-7 | 1958 | Home | L | 2-14 4 3 |
| 1925 | Yankee Stadium | L | 0-27 | 1965 | Shea Stadium | W | 17-0 7 NR |
| 1926 | Yankee Stadium | W | 7-0 | 1966 | Home | W | 35-0 3 NR |
| 1927 | Yankee Stadium | L | 0-18 | 1969 | Yankee Stadium | W | 45-0 15 NR |
| 1928 | Yankee Stadium | W | 12-6 | 1970 | Home | W | 51-10 3 NR |
| 1929 | Yankee Stadium | W | 7-0 | 1973 | Away | W | 62-3 8 NR |
| 1930 | Solider Field | W | 7-6 | 1974 | Home | W | 48-0 7 NR |
| 1931 | Yankee Stadium | L | 0-12 | 1977 | Giants Stadium | W | 24-0 11 NR |
| 1932 | Yankee Stadium | W | 21-0 | 1980 | Home | W | 30-3 5 NR |
| 1933 | Yankee Stadium | W | 13-12 | 1983 | Giants Stadium | W | 42-0 NR NR |
| 1934 | Yankee Stadium | W | 12-6 | 1985 | Home | W | 24-10 NR 19 |
| 1935 | Yankee Stadium | T | 6-6 | 1995 | Giants Stadium | W | 28-27 17 NR |
| 1936 | Yankee Stadium | W | 20-6 NR NR | 1998 | Home | W | 20-17 18 NR |
| 1937 | Yankee Stadium | W | 7-0 18 NR | 2006 | Home | W | 41-9 6 NR |
| 1938 | Yankee Stadium | W | 19-7 7 NR | 2010 | Yankee Stadium (New) | W | 27-3 NR NR |

2016 Army West Point
Schedule & Results

| | | | |
|----------------|-----------------------|---------------------------|------------------|
| Sept. 2 (Fri.) | at Temple | Philadelphia, Pa. | W, 28-13 |
| Sept. 10 | vs. Rice | West Point, N.Y. | W, 31-14 |
| Sept. 17 | at UTEP | El Paso, Texas | W, 66-14 |
| Sept. 24 | at Buffalo | Buffalo, N.Y. | L, 20-23 (OT) |
| Oct. 8 | at Duke | Durham, N.C. | L, 6-13 |
| Oct. 15 | vs. Lafayette | West Point, N.Y. | W, 62-7 |
| Oct. 22 | vs. North Texas | West Point, N.Y. | L, 18-35 |
| Oct. 29 | at Wake Forest | Winston-Salem, N.C. | W, 21-13 |
| Nov. 5 | vs. Air Force | West Point, N.Y. | L, 12-31 |
| Nov. 12 | vs. Notre Dame | San Antonio, Texas | 3:30 p.m. |
| Nov. 19 | vs. Morgan State | West Point, N.Y. | Noon |
| Dec. 10 | vs. Navy | Baltimore, Md. | 3 p.m. |

NOTRE DAME/ARMY/TEXAS CONNECTIONS

- ▶ Five Notre Dame players are returning to their native Texas this weekend, however none hail from the San Antonio area. That group includes Omar Hunter (Harlingen/Harlingen), Torii Hunter Jr. (Prosper/Prosper), Jeff Riney (Katy/Seven Lakes), Durham Smythe (Belton/Belton) and Nick Watkins (DeSoto/Bishop Dunne).
- ▶ Former Irish receiver and current student assistant **Corey Robinson** is the son of San Antonio Spurs legend **David Robinson**. Corey retired from football after the 2015 season following multiple concussions. In addition to his role as student assistant with the football program, Robinson was elected Notre Dame's student body president for the 2016-17 school year. The elder Robinson and the Spurs called the Alamodome home from 1993-2002. The younger Robinson attended San Antonio Christian School.
- ▶ Army West Point Director of Athletics Boo Corrigan is a 1990 Notre Dame graduate and served as associate athletics director for the Irish for five years from 2004-08. He is the son of former Notre Dame athletics director Gene Corrigan and the brother of Irish head lacrosse coach Kevin Corrigan.
- ▶ Stephanie Menio, Army West Point associate athletics director and senior woman administrator, was the coordinator of basketball operations for the Notre Dame women's basketball team for seven seasons.
- ▶ Other connections between the Irish and Black Knights include:

| Notre Dame | Hometown/High School | Army |
|--------------------------|---------------------------------|-------------------------|
| Cole Luke, CB | Chandler, Ariz./Haimlton | Bryce Holand, OL |
| Montgomery VanGorder, QB | Buford, Ga./Buford | Cooper Simpson, OL |
| Jimmy Thompson, LB | Hinsdale, Ill./Hinsdale Central | Mike Johnson, OL |
| Nicco Fertitta, S | Las Vegas, Nev./Bishop Gorman | Ethan Palelei, OL |
| Alizé Jones, TE | | |
| Julian Okwara, DL | Charlotte, N.C./Ardey Kell | Raymond Wright, DL |
| Buster Sheridan, WR | Chicago, Ill. | Ahmad Bradshaw, QB |
| Brian Ball, WR | Indianapolis, Ind. | Zach Saum, TE |
| Asmar Bilal, LB | | Tyler Young, OL |
| Brandon Tiassum, DL | | |
| Mark Harrell, OL | Charlotte, N.C. | Kelvin Hopkins, Jr., QB |
| | | Jaylon McClinton, DB |
| Daniel Cage, DL | Cincinnati, Ohio | Jordan Asberry, RB |
| Tommy Kraemer, OL | | |
| Elijah Taylor, DL | | |

NOTRE DAME VS. SERVICE ACADEMIES

- ▶ Notre Dame has won 82.6 percent of its games (138-27-5) against the service academies (Army, Navy and Air Force).
- ▶ The Irish have won 25 of their last 30 games against the service academies, and they are 44-6 (.880) against these schools since 1986 (including a 22-4 mark at home).
- ▶ Notre Dame had won its last eight games against service academies, between a 35-17 loss to Navy on Oct. 23, 2010, at what is now known as MetLife Stadium and the 28-27 loss to the Midshipmen on Nov. 5 in Jacksonville, Florida.
- ▶ More than half (90) of both Notre Dame's 170 games against service academies and its victories against service academies (76 of 138) have come against Navy.
- ▶ Notre Dame leads the all-time series with Navy, 76-13-1 and the Irish have won 50 of the last 54 meetings.
- ▶ The Irish are 24-6 all-time against Air Force, including a 45-10 win at Falcon Stadium on Oct. 26, 2013, in the last meeting.

SERVICE ACADEMIES

| | Home | | | | Away | | | | Neutral | | | |
|---------------|-----------|-----------|----------|-------------|-----------|----------|----------|-------------|-----------|-----------|----------|-------------|
| | W | L | T | Pct. | W | L | T | Pct. | W | L | T | Pct. |
| Air Force | 11 | 4 | 0 | .733 | 13 | 2 | 0 | .867 | 0 | 0 | 0 | .000 |
| Army | 8 | 1 | 0 | .889 | 7 | 2 | 1 | .750 | 23 | 5 | 3 | .790 |
| Navy | 29 | 5 | 0 | .853 | 0 | 0 | 0 | .000 | 47 | 8 | 1 | .848 |
| TOTALS | 48 | 10 | 0 | .828 | 20 | 4 | 1 | .820 | 70 | 13 | 4 | .828 |


NOTRE DAME VS. INDEPENDENTS

- ▶ Notre Dame owns an .797 winning percentage (45-10-4) against Army, BYU and Massachusetts, the other three teams that currently compete as independents.
- ▶ The Irish own a 38-8-4 (.800) record against Army, a 6-2 (.750) mark against BYU and a 1-0-0 (1.000) record against UMass.
- ▶ Last season was the first time in program history the Irish did not face a single fellow independent, as Navy joined the American Athletic Conference.
- ▶ The Irish do not have an independent team on the 2017 schedule.

Notre Dame vs. Independents

| | Home | | | | Away | | | | Neutral | | | | Overall | | | |
|---------------|-----------|----------|----------|-------------|----------|----------|----------|-------------|-----------|----------|----------|-------------|-----------|-----------|----------|-------------|
| | Won | Lost | Tied | Pct. | Won | Lost | Tied | Pct. | Won | Lost | Tied | Pct. | Won | Lost | Tied | Pct. |
| Army | 8 | 1 | 0 | .889 | 7 | 2 | 1 | .750 | 23 | 5 | 3 | .790 | 38 | 8 | 4 | .800 |
| BYU | 5 | 1 | 0 | .833 | 1 | 1 | 0 | .500 | 0 | 0 | 0 | .000 | 6 | 2 | 0 | .750 |
| Massachusetts | 1 | 0 | 0 | 1.000 | 0 | 0 | 0 | .000 | 0 | 0 | 0 | -- | 1 | 0 | 0 | 1.000 |
| TOTALS | 14 | 2 | 0 | .875 | 8 | 3 | 1 | .708 | 23 | 5 | 3 | .790 | 45 | 10 | 4 | .797 |


2016 Opponents


TEXAS (9/4) **5-4, 3-3 Big 12**
 **LAST WEEK:** W, 45-37 at Texas Tech
THIS WEEK: vs. #14 West Virginia (Noon)
NEXT WEEK: at Kansas


NEVADA (9/10) **3-6, 1-4 MWC**
 **LAST WEEK:** L, 26-35 at New Mexico
THIS WEEK: vs. San Diego State (10:30 p.m.)
NEXT WEEK: vs. Utah State


MICHIGAN ST. (9/17) **2-7, 0-6 Big Ten**
 **LAST WEEK:** L, 27-31 at Illinois
THIS WEEK: vs. Rutgers (Noon)
NEXT WEEK: vs. Ohio State

DUKE (9/24) **3-6, 0-5 ACC**
 **LAST WEEK:** L, 21-24 vs. #19 Virginia Tech
THIS WEEK: vs. #21 North Carolina (7:30 p.m.)
NEXT WEEK: at Pitt

SYRACUSE (10/1) **4-5, 2-3 ACC**
 **LAST WEEK:** L, 0-54 at #2 Clemson
THIS WEEK: vs. NC State (12:30 p.m.)
NEXT WEEK: vs. #22 Florida State

NC STATE (10/8) **4-5, 1-4 ACC**
 **LAST WEEK:** L, 20-24 vs. #22 Florida State
THIS WEEK: at Syracuse (12:30 p.m.)
NEXT WEEK: vs. Miami

STANFORD (10/15) **6-3, 4-3 Pac-12**
 **LAST WEEK:** W, 26-15 vs. Oregon State
THIS WEEK: at Oregon (4:00 p.m.)
NEXT WEEK: at California

MIAMI (10/29) **5-4, 2-3 ACC**
 **LAST WEEK:** W, 51-28 vs. Pitt
THIS WEEK: at Virginia (2:00 p.m.)
NEXT WEEK: at NC State

NAVY (11/5) **6-2, 4-1 American**
 **LAST WEEK:** W, 28-27 vs. Notre Dame
THIS WEEK: vs. Tulsa (Noon)
NEXT WEEK: at East Carolina

ARMY (11/12) **5-4**
 **LAST WEEK:** L, 12-31 vs. Air Force
THIS WEEK: vs. Notre Dame (3:30 p.m.)
NEXT WEEK: vs. Morgan State (Noon)

VIRGINIA TECH (11/19) **7-2, 5-1 ACC**
 **LAST WEEK:** W, 24-21 at Duke
THIS WEEK: vs. Georgia Tech (3:30 p.m.)
NEXT WEEK: at Notre Dame (3:30 p.m.)

USC (11/26) **6-3, 5-2 Pac-12**
 **LAST WEEK:** W, 45-20 vs. Oregon
THIS WEEK: at #5 Washington (7:30 p.m.)
NEXT WEEK: at UCLA

* all times are Eastern

Notre Dame's Record When...

| | Kelly Career | Kelly at ND | 2016 |
|------------------------------|--------------|-------------|------|
| At Home | 124-32-1 | 31-11 | 2-3 |
| On The Road | 90-48-1 | 15-14 | 1-3 |
| Neutral Site Games | 15-6 | 12-4 | 0-0 |
| In Overtime | 6-5 | 2-3 | 0-1 |
| Coming off a loss | 49-28 | 15-12 | 2-3 |
| Coming off a win | 165-47-1 | 41-17 | 0-3 |
| Coming off an open date | 19-2 | 8-1 | 1-0 |
| Vs. AP top 25 | 21-17 | 11-13 | 0-1 |
| Both teams are AP-ranked | 11-13 | 7-11 | 0-1 |
| Neither team is ranked | 50-27 | 18-11 | 2-3 |
| Ranked higher | 55-12 | 33-9 | 0-1 |
| Opponent is ranked higher | 8-12 | 5-8 | 0-1 |
| Vs. In-state Opponents | 75-22-2 | 5-0 | 0-0 |
| In August | 5-2 | 2-0 | 0-0 |
| In September | 69-33 | 17-10 | 1-3 |
| In October | 80-24-2 | 20-7 | 2-2 |
| In November | 64-22 | 16-9 | 0-1 |
| In December | 11-2 | 3-1 | 0-0 |
| In January | 0-3 | 0-2 | 0-0 |
| On Television | 88-36* | 58-29 | 3-6 |
| On NBC | 36-11 | 36-11 | 2-3 |
| On NBCSN | 1-0 | 1-0 | 0-0 |
| On ABC | 14-8 | 12-8 | 0-2 |
| On ESPN | 12-7 | 4-5 | 1-0 |
| On ESPN2 | 8-2 | 1-0 | 0-0 |
| On CBS | 3-2 | 3-2 | 0-1 |
| On FOX | 0-3 | 0-3 | 0-0 |
| CBS College Sports | 1-0 | 1-0 | 0-0 |
| Afternoon Games | 153-59-2 | 35-15 | 3-3 |
| Night Games | 76-27 | 23-14 | 0-3 |
| Decided By 3 or Less | 43-21-2 | 10-9 | 1-3 |
| Decided By 7 or Less | 76-37-2 | 21-14 | 1-4 |
| Scoring First | 157-34 | 43-16 | 3-5 |
| Opponent Scores First | 70-52-2 | 15-13 | 0-1 |
| Leading At Halftime | 180-18 | 47-8 | 3-2 |
| Tied At Halftime | 15-3 | 4-1 | 0-0 |
| Trailing At Halftime | 32-65-2 | 7-20 | 0-4 |
| Leading After 3 Qtrs. | 191-15 | 46-7 | 2-2 |
| Tied After 3 Qtrs. | 12-6-1 | 4-5 | 0-2 |
| Trailing After 3 Qtrs. | 23-66-1 | 8-17 | 0-2 |
| Scoring 40+ Points | 83-3 | 15-2 | 1-1 |
| Scoring 30-39 Points | 64-10 | 18-6 | 2-1 |
| Scoring 20-29 Points | 59-34-1 | 17-12 | 0-2 |
| Scoring 0-19 Points | 23-39-1 | 8-9 | 0-2 |
| Allowing 40+ Points | 7-21 | 1-7 | 0-1 |
| Allowing 30-39 Points | 17-33 | 6-12 | 1-2 |
| Allowing 20-29 Points | 59-25-1 | 11-8 | 1-1 |
| Allowing 0-19 Points | 145-8-1 | 39-3 | 1-2 |
| Outrushing Opponent | 180-27-1 | 42-6 | 3-0 |
| Getting Outrushed | 45-57-1 | 14-23 | 0-6 |
| Passing For More Yds | 152-57-1 | 39-24 | 2-5 |
| Passing For Fewer Yds | 76-28-1 | 19-5 | 1-1 |
| Outgaining Opponent | 192-29-1 | 47-12 | 3-3 |
| Getting Outgained | 35-54-1 | 11-17 | 0-3 |
| Winning Time of Poss. | 124-28 | 35-6 | 2-1 |
| Losing Time of Poss. | 103-56-2 | 23-23 | 1-5 |
| Scoring a Def./ST TD | 69-9 | 10-5 | 1-0 |
| Allowing a Def./ST TD | 21-28 | 7-9 | 1-2 |
| Fewer Penalty Yards | 68-40-1 | 30-15 | 1-1 |
| More Penalty Yards | 152-43-1 | 27-13 | 2-5 |
| Winning Turnover Battle | 132-14 | 29-3 | 0-2 |
| Losing Turnover Battle | 59-49-1 | 18-21 | 2-2 |
| Individual 100-yard rusher | 104-24-1 | 21-7 | 2-0 |
| Individual 100-yard receiver | 89-32 | 19-15 | 1-2 |
| Individual 200-yard passer | 154-45-1 | 40-20 | 2-4 |
| Opponent 100-yard rusher | 43-47-1 | 11-19 | 0-6 |
| Opponent 100-yard receiver | 65-37 | 9-12 | 1-2 |
| Opponent 200-yard passer | 88-45-1 | 21-21 | 2-3 |

*excludes regular season games from GVSU era (unknown TV games).

Some records fail to include two contests; Nov. 16, 1991 vs. Valparaiso and Oct. 26, 1996 vs. Saginaw Valley State (detailed stats unavailable)

ON THIS DATE

- ▶ Notre Dame is 10-4 all-time on Nov. 12, with **Brian Kelly** having won his only game as Irish head coach on this date, winning a Shamrock Series contest with Maryland, 45-21, at FedExField in Landover, Maryland.
- ▶ The Irish and Black Knights have one previous meeting on this date, an 18-0 Army victory at Yankee Stadium in 1927.
- ▶ Notre Dame is 1-1 against the service academies on this date, having defeated Navy, 42-21, in 2005.
- ▶ The Irish own a 2-2 record at neutral sites and a 1-0 record in the Shamrock Series on this date.

| Year | Site | ND Coach | W/L/T | Score | ND Rank | Opponent | Opp. Coach | Opp. Rank |
|------|----------------|------------|-------|-------|------------|----------------|------------|------------|
| 1910 | Away | Longman | W | 41-3 | No Poll | Rose Poly | Unknown | No Poll |
| 1921 | Home | Rockne | W | 42-7 | No Poll | Haskell | Bell | No Poll |
| 1927 | Yankee Stadium | Rockne | L | 0-18 | No Poll | Army | Jones | No Poll |
| 1932 | Home | Anderson | W | 21-0 | No Poll | Northwestern | Hanley | No Poll |
| 1938 | Home | Layden | W | 19-0 | 2 | Minnesota | Bierman | 12 |
| 1949 | Yankee Stadium | Leahy | W | 42-6 | 1 | North Carolina | Snawley | Not Ranked |
| 1955 | Away | Brennan | W | 27-7 | 5 | North Carolina | Barlcy | Not Ranked |
| 1960 | Away | Kuharich | L | 21-28 | Not Ranked | Miami | Gustafson | Not Ranked |
| 1966 | Home | Parseghian | W | 64-0 | 1 | Duke | Harp | Not Ranked |
| 1977 | Away | Devine | W | 21-17 | 5 | Clemson | Pell | 15 |
| 1983 | Away | Faust | L | 30-34 | Not Ranked | Penn State | Paterno | Not Ranked |
| 1994 | Orlando | Holtz | L | 16-23 | Not Ranked | Florida State | Bowden | 8 |
| 2005 | Home | Weis | W | 42-21 | 7 | Navy | Johnson | Not Ranked |
| 2011 | FedExField | Kelly | W | 45-21 | Not Ranked | Maryland | Edsall | Not Ranked |

NOTRE DAME IN NOVEMBER

- ▶ Notre Dame is 325-130-27 (.702) all-time during the month of November.
- ▶ Notre Dame is 151-46-7 (.757) in November games at home.
- ▶ The Irish are 117-70-16 (.616) in November away games.
- ▶ Notre Dame is 16-9-0 (.640) in November under head coach **Brian Kelly**. The Irish head coach owns a 7-2 mark at home during the month of November.

HEARTBREAK CITY

- ▶ Notre Dame's six losses have come by a total of 29 points.
- ▶ The Irish lead the FBS with six losses by eight points or less. In fact, no other team in the FBS has more than four losses by eight points or less.

Rank Team Losses By Eight Points or Less

| | | |
|----|----------------------|----------|
| 1. | Notre Dame | 6 |
| 2. | BYU | 4 |
| | FAU | 4 |
| | Kent State | 4 |
| | Mississippi State | 4 |
| | North Carolina State | 4 |
| | Oregon State | 4 |
| | Texas Tech | 4 |
| | UCLA | 4 |
| | Vanderbilt | 4 |
| | Iowa State | 4 |

- ▶ Notre Dame's six losses by eight or fewer points equal the most heartbreaking defeats in Irish single season history. The 2009 Notre Dame squad also dropped six games by eight points or less.

Rank Year Losses By Eight Points or Less

| | | |
|----|-------------|----------|
| 1. | 2009 | 6 |
| | 2016 | 6 |
| 3. | 1960 | 5 |
| | 1986 | 5 |
| 5. | 1963 | 4 |
| | 1981 | 4 |
| | 1983 | 4 |
| | 1999 | 4 |
| | 2008 | 4 |

CLOSE SHAVES

► Notre Dame has become accustomed to thrilling finishes. The Irish have been involved in 50 games decided by seven points or less since the start of the 2009 campaign. In fact, 26 of the last 37 losses for the Irish have been decided by a touchdown or less, including 14 by a field goal or less.

► Notre Dame has played 42 games decided by eight points or less since the arrival of **Brian Kelly**. The Irish went 2-5 in the first seven such games under Kelly, but have since gone 21-14.

► Kelly is 10-10 (.500) in games decided by three points or less at Notre Dame. Among Irish coaches with at least 20 games decided by three points or less in their career, Kelly ranks first.

| Rank | Coach | Games | W | L | T | Pct. |
|------|--------------------|-----------|-----------|-----------|----------|-------------|
| 1. | Brian Kelly | 20 | 10 | 10 | 0 | .500 |
| 2. | Lou Holtz | 22 | 9 | 11 | 2 | .455 |

► When the halftime score differential is four points or less, the Irish are 17-6 (.739) under Kelly. Here's the look at those 23 games.

| Year | Opponent | Score | Result | Year | Opponent | Score | Result |
|------|----------------|-------|--------|------|----------------------|-------|--------|
| 2010 | Michigan State | 7-7 | L | 2014 | Purdue | 17-14 | W |
| 2010 | Tulsa | 20-18 | L | 2014 | Stanford | 7-7 | W |
| 2011 | Pittsburgh | 7-6 | W | 2014 | North Carolina | 28-26 | W |
| 2011 | Boston College | 13-7 | W | 2014 | Northwestern | 27-23 | L |
| 2012 | Purdue | 7-7 | W | 2015 | Virginia | 12-14 | W |
| 2012 | Oklahoma | 10-6 | W | 2015 | Navy | 24-21 | W |
| 2012 | Pittsburgh | 10-6 | W | 2015 | USC | 24-24 | W |
| 2013 | Michigan State | 10-7 | W | 2015 | Temple | 14-10 | W |
| 2013 | Arizona State | 14-13 | W | 2015 | Stanford | 20-21 | L |
| 2013 | USC | 14-10 | W | 2016 | North Carolina State | 0-3 | L |
| 2013 | Navy | 17-20 | W | 2016 | Navy | 17-14 | L |
| 2013 | Rutgers | 13-13 | W | | | | |

► Notre Dame's all-time record in games decided by eight points or less is 238-155-42 (.595).

► Seven of Notre Dame's nine games this season have been decided by eight points or fewer. The Irish are tied with BYU for first in the FBS with in games decided by eight points or less.

► No team in the FBS has played in more games decided by eight points or less this season.

| Rank | Team | Games Decided By Eight Points or Less |
|------|-------------------|---------------------------------------|
| 1. | Notre Dame | 7 |
| | BYU | 7 |
| 3. | South Alabama | 6 |
| | Texas | 6 |
| | Utah | 6 |
| | Vanderbilt | 6 |
| | Wisconsin | 6 |
| 8. | 21 teams | 5 |

Starter Sheet

| Offense | 2016 | Streak | Career |
|--------------------|------|--------|--------|
| McGlinchey (RT/LT) | 9 | 23 | 23 |
| Kizer (QB) | 9 | 20 | 20 |
| Nelson (LG) | 9 | 15 | 20 |
| Folston (RB) | 2 | - | 15 |
| Smythe (TE) | 9 | 10 | 12 |
| Bars (LG/RT) | 9 | 9 | 11 |
| Hunter Jr. (WR) | 8 | 7 | 9 |
| St. Brown (WR) | 9 | 9 | 9 |
| Mustipher (C) | 9 | 9 | 9 |
| Adams (RB) | 6 | 5 | 9 |
| McGovern (RG) | 8 | 2 | 8 |
| Sanders (WR) | 6 | - | 6 |
| A. Jones (TE) | - | - | 5 |
| Luatua (TE) | - | - | 4 |
| Onwualu (WR) | - | - | 4 |
| Zaire (QB/WR) | 1 | - | 4 |
| Holmes (WR) | 3 | - | 3 |
| Weishar (TE) | 1 | 1 | 3 |
| Bivin (RG) | 1 | - | 1 |
| Stepherson (WR) | 1 | - | 1 |

| Defense | 2016 | Streak | Career |
|----------------|------|--------|--------|
| Rochell (DL) | 9 | 35 | 35 |
| Luke (CB) | 9 | 35 | 35 |
| Onwualu (LB) | 9 | 10 | 26 |
| J. Jones (DL) | 4 | - | 16 |
| Tranquill (S) | 9 | 9 | 13 |
| Morgan (LB) | 9 | 9 | 13 |
| Cage (DL) | 4 | - | 11 |
| Tillery (DL) | 9 | 10 | 12 |
| Martini (LB) | 3 | 1 | 9 |
| Trumbetti (DL) | 4 | 1 | 8 |
| Coney (LB) | 7 | - | 7 |
| Studstill (S) | 8 | 8 | 8 |
| Love (CB) | 5 | 5 | 5 |
| Butler (CB) | - | - | 3 |
| Crawford (CB) | 2 | - | 2 |
| Coleman (CB) | 2 | - | 2 |
| Vaughn (CB) | 3 | 1 | 3 |
| Pride (CB) | 2 | - | 2 |
| Sebastian (S) | 1 | - | 1 |
| Watkins (CB) | - | - | 1 |
| Matuska (DL) | - | - | 1 |

Career Starts
By Position

—OFFENSE—

| WR | LT | LG | C | RG | RT | TE | WR | QB | WR | RB |
|----------------|----------------|-------------|---------------|--------------|-----------------|--------------|---------------|------------|----------------|--------------|
| Hunter Jr. (9) | McGlinchey (9) | Nelson (20) | Mustipher (9) | McGovern (8) | McGlinchey (14) | Smythe (12) | St. Brown (9) | Kizer (20) | Sanders (6) | Folston (15) |
| Onwualu (4) | | Bars (2) | | Bivin (1) | Bars (9) | A. Jones (5) | Zaire (1) | Zaire (3) | Holmes (2) | Adams (9) |
| | | | | | | Luatua (4) | | | Stepherson (1) | |
| | | | | | | Weishar (3) | | | | |

—DEFENSE—

| DL | DL | DL | DL | LB | LB | LB | CB | S | S | CB |
|---------------|---------------|--------------|--------------|-------------|-------------|--------------|--------------|----------------|---------------|-------------|
| Trumbetti (8) | J. Jones (16) | Tillery (12) | Rochell (35) | Martini (9) | Morgan (13) | Onwualu (26) | Butler (3) | Tranquill (13) | Studstill (8) | Luke (35) |
| | Cage (11) | Matuska (1) | | Coney (7) | | | Pride (2) | | Sebastian (1) | Love (5) |
| | | | | | | | Crawford (2) | | | Coleman (2) |
| | | | | | | | Watkins (2) | | | |
| | | | | | | | Vaughn (2) | | | |

Notre Dame Football By The Numbers

.729 - Notre Dame's all-time winning percentage, the second-highest in college football history.

2 - Notre Dame is one of two teams, college or professional, to have all of its games broadcast on national radio and is the only team to have all of its home games televised nationally (NBC).

6 - College Football Hall of Fame coaches - Jesse Harper, Lou Holtz, Knute Rockne, Frank Leahy, Ara Parseghian and Dan Devine.

7 - Heisman Trophy winners: Angelo Bertelli (1943), Johnny Lujack (1947), Leon Hart (1949), John Lattner (1953), Paul Hornung (1956), John Huarte (1964) and Tim Brown (1987).

9 - Notre Dame claimed the 2015 national championship for graduating its student-athletes in all sports - in the process posting the top NCAA Graduation Success Rate (GSR) figure (.98) for its student-athletes for the ninth straight year.

11 - Consensus national championships - Since the Associated Press poll began in 1936, only Alabama (10) has more AP titles than Notre Dame's eight (1943-46-47-49-66-73-77-88). The Irish also earned consensus national titles in 1924, 1929 and 1930 prior to the AP rankings.

12 - Unbeaten and untied seasons.

12 - Representatives in the Pro Football Hall of Fame.

22 - Seasons in which the team has been voted the national champion by at least one selector.

32 - Unanimous first-team All-Americans -- more than any other school (not including 2015).

35 - Bowl games in which the Irish have taken part.

43 - Irish players that have captured NFL Super Bowl titles.

44 - College Football Hall of Fame players.

67 - Notre Dame players selected in the first round of the NFL Draft.

99 - Consensus All-Americans -- more than any other school (not including 2015).

99 - Percent graduation rate among football players who enter on scholarship and remain at least four years.

108 - Out of 127 seasons in which Notre Dame has finished with a winning record.

128 - Seasons of college football (including 2016).

190 - Selections on All-America first teams.

254 - Consecutive sellouts at Notre Dame Stadium.

298 - Consecutive games televised nationally or regionally.

415 - Appearances by the Irish on network television -- more than any other school.

492 - Irish players drafted into the National Football League.

▶ Notre Dame's seven games decided by eight or points or less is tied for the third most such game in single-season school history.

Rank Year Games Decided By Eight Points or Less

| Rank | Year | Games Decided By Eight Points or Less |
|------|-------------|---------------------------------------|
| 1. | 2009 | 10 |
| 2. | 1939 | 8 |
| 3. | 2002 | 7 |
| | 2004 | 7 |
| | 2008 | 7 |
| | 2013 | 7 |
| | 2016 | 7 |
| | 1984 | 7 |
| | 1990 | 7 |
| | 1999 | 7 |

▶ Eight of Notre Dame's nine losses over the 2015 and 2016 seasons have been decided by eight points or less (one possession).

▶ Notre Dame has played in four consecutive games decided by eight points or less.

▶ The school record is six consecutive games decided by eight points or less.

▶ Notre Dame last played in six consecutive games decided by eight points or less in 2009, when they went down to the wire with Michigan (L, 34-38), Michigan State (W, 33-30), Purdue (W, 24-21), Washington (W, 37-30, ot), USC (L, 27-34) and Boston College (W, 20-16).

▶ Notre Dame also played in six consecutive games decided by eight points or less in 1983-84, with Pittsburgh (L, 16-21), Penn State (L, 30-34), Air Force (L, 22-23), Boston College (W, 19-18 in 1983 Liberty Bowl), Purdue (L, 21-23) and Michigan State (W, 24-20).

▶ Six straight football games in a single season decided by eight or fewer points? Prior to 2009, it hadn't happened in the previous 120-years of Notre Dame football. The previous single-season school record for consecutive games decided eight points or less came during the 1939 season when the Irish started the year with five games in that fashion (W 3-0 vs. Purdue, W 17-14 vs. Georgia Tech, W 20-19 vs. SMU, W 14-7 vs. Navy, W 7-6 vs. Carnegie Tech).

RIGHT DOWN TO THE WIRE

▶ Notre Dame has played in 65 all-time games where the winning points have occurred in overtime or the game's final minute of regulation. Curiously, 19 have come since the 2008 season, including Notre Dame's 50-47 double overtime loss at Texas to open the season and the 30-27 victory over Miami which saw **Justin Yoon** kick the game-winning field goal with 30 seconds left.

▶ At 12 seconds, the 2015 Virginia game marked the latest game-winning touchdown in regulation in Notre Dame history. The Irish did tie the 1979 Cotton Bowl against Houston when **Joe Montana** threw an eight-yard TD pass to **Kris Haines** as time expired, but the winning margin was provided by **Joe Unis'** successful extra point, making it 35-34. The Irish have won one game with an overtime TD when **Tommy Rees** hit **TJ Jones** for a seven-yard score, and 20-13 Irish win, against Stanford on Oct. 13, 2012.

ABOUT THE SHAMROCK SERIES

▶ This week's game marks the eighth installment of the Shamrock Series, an annual event where the Irish play a scheduled home game at a neutral site.

▶ The series allows the Irish to continue their long history of playing neutral site games across the country. The Army game is the 170th time that the Irish will have played a neutral site game, posting a 123-41-6 (.741) record to date.

▶ Notre Dame is a perfect 7-0 all-time in Shamrock Series games.

Shamrock Series Past, Present and Future

| Date | Site | Opponent | Result |
|------------|--|------------------|----------|
| 10.31.2009 | San Antonio, Texas (Alamodome) | Washington State | W, 40-14 |
| 10.20.2010 | Bronx, N.Y. (Yankee Stadium) | Army | W, 27-3 |
| 11.12.2011 | Landover, Md. (FedEx Field) | Maryland | W, 45-21 |
| 10.6.2012 | Chicago, Ill. (Soldier Field) | Miami, Fla. | W, 41-3 |
| 11.5.2013 | Arlington, Texas (AT&T Stadium) | Arizona State | W, 37-34 |
| 9.13.2014 | Indianapolis, Ind. (Lucas Oil Stadium) | Purdue | W, 30-14 |
| 11.21.2015 | Boston, Mass. (Fenway Park) | Boston College | W, 19-16 |
| 11.12.2016 | San Antonio, Texas (Alamodome) | Army | |

IRISH UNDER THE DOME

▶ Saturday's game is Notre Dame's 11th ever indoors.

| Date | City (Site) | Opponent | Result |
|------------|---|------------------|----------|
| 1.1.1981 | New Orleans, Louisiana (Superdome) | Georgia | L, 10-17 |
| 9.8.1984 | Indianapolis, Indiana (Hoosier Dome) | Purdue | L, 21-23 |
| 1.1.1992 | New Orleans, Louisiana (Superdome) | Florida | W, 39-28 |
| 12.6.2003 | Syracuse, New York (Carrier Dome) | Syracuse | L, 12-38 |
| 12.28.2004 | Phoenix, Arizona (Bank One Ball Park) | Oregon State | L, 21-38 |
| 1.3.2007 | New Orleans, Louisiana (Superdome) | LSU | L, 14-41 |
| 10.31.2009 | San Antonio, Texas (Alamodome) | Washington State | W, 40-14 |
| 10.5.2013 | Arlington, Texas (AT&T Stadium) | Arizona State | W, 37-34 |
| 9.13.2014 | Indianapolis, Indiana (Lucas Oil Stadium) | Purdue | W, 30-14 |
| 1.1.2016 | Glendale, Arizona (University of Phoenix Stadium) | Ohio State | L, 28-44 |

IRISH AMONG COLLEGE FOOTBALL'S WINNINGEST TEAMS

- ▶ Notre Dame ranks as the second-winningest team in college football history based on its .7299 winning percentage over 127+ seasons of football and an 895-318-42 record during that period. Michigan ranks just ahead of the Irish at .7315 (933-331-36) and is the only team with more overall wins at 933.
- ▶ Here's the NCAA top 10 teams in terms of winning percentage and total victories through nine weeks of the 2016 season:

| Team | Years | W | L | T | Pct. |
|-----------------------|------------|------------|------------|-----------|--------------|
| 1. Michigan | 137 | 934 | 331 | 36 | .7317 |
| 2. Notre Dame | 128 | 895 | 319 | 42 | .7293 |
| 3. Boise State (1996) | 49 | 425 | 160 | 2 | .7257 |
| 4. Ohio State@ | 127 | 883 | 321 | 53 | .7235 |
| 5. Alabama# | 122 | 873 | 326 | 43 | .7202 |
| 6. Oklahoma | 122 | 868 | 321 | 53 | .7202 |
| 7. Texas | 124 | 891 | 358 | 33 | .7079 |
| 8. USC# | 124 | 819 | 336 | 54 | .6998 |
| 9. Nebraska | 127 | 887 | 370 | 41 | .6986 |
| 10. Penn State | 130 | 863 | 384 | 42 | .6858 |

Indicates record adjusted by action of the NCAA Committee on Infractions.

@ Indicates record adjusted by action of institution.

| Team | Wins |
|----------------------|------------|
| 1. Michigan | 934 |
| 2. Notre Dame | 895 |
| 3. Texas | 891 |
| 4. Nebraska | 887 |
| 5. Ohio State@ | 883 |
| 6. Alabama# | 873 |
| 7. Oklahoma | 868 |
| 8. Penn State | 863 |
| 9. Tennessee | 826 |
| 10. USC# | 819 |

Indicates record adjusted by action of the NCAA Committee on Infractions.

@ Indicates record adjusted by action of institution.

IRISH AMONG COLLEGE FOOTBALL'S WINNINGEST TEAMS THIS DECADE

- ▶ Notre Dame has been among the nation's winningest programs over the last seven seasons.
- ▶ Since 2012, the Irish have posted a 42-19 (.680) record. That winning percentage ranks among the top 20 in FBS.
- ▶ Looking back since the start of the 2011 season, Notre Dame is one of just 16 programs with 50 victories in that time period.
- ▶ Since the turn of the decade, Notre Dame ranks 19th in winning percentage with a 58-29-0 record good for a .667 mark.

NO TURNOVERS = VICTORIES

- ▶ Notre Dame is 19-2 under **Brian Kelly** when playing an entire game without committing a turnover.
- ▶ Both losses in that span have come this season. The Irish didn't commit a turnover in the 50-47 double-overtime loss to open the season or in the 28-27 loss to Navy in which the Irish had just six possessions and scored on five.
- ▶ The Irish had not previously lost a game with no turnovers since Oct. 17, 2009, when USC upended Notre Dame, 34-27.
- ▶ Notre Dame is 33-6 in its last 39 games in which it has failed to commit a turnover.
- ▶ The Irish have not committed a turnover on Opening Day for the last three years. Notre Dame did not turn the ball over against either Temple (2013), Rice (2014) or Texas (2015). The Irish have played 219:02 worth of Opening Day football since its last turnover, a Parrish Gaines interception of **Everett Golson** in the second quarter of the 2012 season opener against Navy in Dublin, Ireland.

FRESH FACES IN 2016

- ▶ Notre Dame returned just seven starters from last season's 10-win team. That total marks the fewest returning starters by an Irish squad since freshman regained eligibility in 1972.
- ▶ Notre Dame has used 21 players in their first year of eligibility this season, including 14 true freshmen.
- ▶ Fifty-five of the 61 players on Notre Dame's depth chart have eligibility remaining following the 2016 season.
- ▶ Forty-three of the 61 players on Notre Dame's depth have at least two years of eligibility remaining following the 2016 season.
- ▶ 16 of Notre Dame's 22 starters vs. Stanford have made 13 or fewer starts in their career.

| Career Starts (starts entering 2016) | | Career Starts (starts entering 2016) | |
|--------------------------------------|--------|--------------------------------------|-------|
| Drue Tranquill (S) | 13 (4) | Sam Mustipher (C) | 9 (0) |
| Nyles Morgan (LB) | 13 (4) | Greer Martini | 9 (6) |
| Jerry Tillery (DL) | 12 (3) | Andrew Trumbetti | 8 (4) |
| Durham Smythe (TE) | 12 (3) | Colin McGovern (RG) | 8 (0) |
| Alex Bars (LG/RT) | 11 (2) | Devin Studstill (S) | 8 (0) |
| Torii Hunter Jr. (WR) | 9 (1) | Julian Love (CB) | 5 (0) |
| Josh Adams (RB) | 9 (3) | Nic Weishar | 3 (2) |
| Equanimeous St. Brown (WR) | 9 (0) | Donte Vaughn 3 | (0) |

2016 Notre Dame Honors/Awards**Josh Adams, So., RB**

Doak Walker Award Watch List

Scott Daly, Gr., LS

Phil Steele Preseason Third Team All-American

Tarean Folston, Sr., RB

Doak Walker Award Watch List

Torii Hunter Jr., Sr., WR

Team Captain

Alizé Jones, So., TE

Mackey Award Watch List

Jarron Jones, Gr., DL

Outland Trophy Watch List

Nagurski Defensive Player of the Week (Oct. 29)

DeShone Kizer, Jr., QB

Manning Award Watch List

Maxwell Award Watch List

Walter Camp Award Watch List

Davey O'Brien Award Watch List

Mike McGlinchey, Sr., OL

Outland Trophy Watch List

USA Today Preseason Second Team All-American

CBS Sports Preseason Second Team All-American

Phil Steele Preseason Third Team All-American

Athlon Sports Preseason Fourth Team All-American

Team Captain

Quenton Nelson, Jr., OL

Sports Illustrated Preseason First Team All-American

USA Today Preseason Second Team All-American

Athlon Sports Preseason Third Team All-American

James Onwualu, Sr., LB

Team Captain

Isaac Rochell, Sr., DL

Bednarik Award Watch List

Nagurski Trophy Watch List

Team Captain

Equanimeous St. Brown, So., WR

Biletnikoff Award Watch List

Drue Tranquill, Jr., S

Lott IMPACT Trophy Watch List

Justin Yoon, So., PK

Groza Award Watch List

Malik Zaire, Sr., QB

Maxwell Award Watch List

Notre Dame Football Replay Affiliates

| Regions/Markets | Station |
|------------------------------------|--------------------------------|
| New York (NY/NJ/PA/Conn) | SportsNet New York (SNY) |
| Chicago (IL/IN/IA/WI) | Comcast SportsNet Chicago |
| NC/PA/DC/MD/DE/VA/WV | CSN Mid-Atlantic |
| Houston/TX/LA/ARK/NM | ROOT Sports Southwest |
| New England | CSN New England |
| California (Bay Area) | CSN Bay Area |
| Philadelphia | CSN Philadelphia |
| Philadelphia/Harrisburg/Pittsburgh | The Comcast Network |
| Oregon | CSN Northwest |
| Colorado | Comcast Entertainment TV (CET) |
| LA/TX/GA/MS/VA/AR/FL | Cox Sports Television (NOLA) |
| Denver | KETD-TV 53.2 Digital OTA |
| Indianapolis | WHMB-TV 40 |
| Las Vegas | KEEN-TV 17 |
| New Orleans | WHNO-TV20 |
| Scranton/Wilkes-Barre | WQMY-TV MyTV |
| Tulsa | KWHB-TV47 |
| Wichita-Hutchinson | KGPT-TV 49 & KSMI-TV 41 |
| Honolulu | KWHE-TV14 |
| Toledo | WMNT-TV My58 |
| Toledo | Buckeye SportsNetwork |
| Rochester, NY | WRWB-TV 16/TW SpNet |
| Huntsville | WYAM-TV 51 |
| Madison, WI | CW57 Sports |
| Colorado Springs-Pueblo | KWHS-TV 51 |
| South Bend-Elkhart | CW25 |
| Evansville-Jasper | WJTS-TV 27 |
| Binghamton | WBPN-TV My 8 (LP) |
| St. Croix, USVI | WCVI-TV 23 |
| Middle East (25 countries) | METV |
| United States (National) | Family Entertainment TV |

31 affiliates (145,434,480 homes)

Inside Notre Dame Football Affiliates

| Regions/Markets | Station |
|----------------------------|-------------------------------------|
| New York (NY/NJ/CT/PA) | SportsNet New York (SNY) |
| Chicago (IL/IN/IA/WI) | Comcast SportsNet Chicago |
| Florida | FOX Sports Sun |
| DC/DE/MD/NC/PA/VA/WV | CSN Mid-Atlantic |
| IL/IN/MO/NE/KS/IA | FOX Sports Midwest |
| New England | CSN New England |
| Houston/TX/LA/ARK/NM | ROOT Sports Southwest |
| California (Bay Area) | CSN Bay Area |
| Philadelphia | CSN Philadelphia |
| Phil./Harris./Pitt. | TCN Philadelphia |
| Mich./NWOhio/NIndiana | FOX Sports Detroit |
| Denver | KETD-TV53.2 Digital OTA Broadcast |
| Cleveland & All Ohio | SportsTime Ohio (Indians) |
| Pittsburgh | Root Sports Pitt (PA,WV,NY,MD,OH) |
| LA/TX/AR/GA/MS/VA/FL | Cox Sports Television (New Orleans) |
| Oregon/Washington | CSN Northwest |
| Indianapolis | WHMB-TV 40 |
| Las Vegas | KEEN-TV 17 |
| Indy/Ft.Wayne/Lafayette | Xfinity Channel 81 |
| New Orleans | WHNO-TV 20 |
| Wilkes Barre-Scranton | WQMY-TV/My TV |
| Tulsa | KWHB-TV 47 |
| Wichita-Hutchinson | KGPT-TV 49 |
| Honolulu | KWHE-TV 14 |
| Toledo | WMNT-TV My58 |
| Rochester, NY | WRWB-TV 16/Time Warner SportsNet |
| Huntsville | WYAM-TV 51 |
| Madison, WI | CW57 Sports |
| Colorado Springs-Pueblo | KWHS-TV 51 |
| South Bend-Elkhart | WNDU-TV 16 |
| Evansville-Jasper | WJTS-TV 27 |
| Binghamton | WBPN-TV My8 (LP) |
| Clarksburg/Mannington, WV | TKMI Broadcasting |
| St. Croix, USVI | WCVI-TV 23 |
| Middle East (25 countries) | METV |
| United States (National) | Family Entertainment TV |
| Worldwide | On Demand from Xfinity |
| Worldwide | UND.com |

38 affiliates (163,533,030 homes)

► The season-opener against Texas saw seven first-time starters: CB **Nick Coleman**, CB **Shaun Crawford**, WR **Corey Holmes**, RG **Colin McGovern**, C **Sam Mustipher**, S **Avery Sebastian** and WR **Equanimeous St. Brown**.

► In addition, making their collegiate debuts in Austin were: DL **Daelin Hayes**, S **Devin Studstill**, CB **Shaun Crawford**, S **Jalen Elliott**, LB **Asmar Bilal**, CB **Ashton White**, CB **Julian Love**, WR **Kevin Stepherson**, LB **Josh Barajas**, S **Spencer Perry**, DL **Julian Okwara**, WR **Miles Boykin** and WR **Chase Claypool**.

► In the home opener against Nevada, three players made their first career starts in LB **Te'Von Coney**, WR **C.J. Sanders** and Studstill. Studstill went on to make his first career interception against Michigan State.

► The total ticked up again against Syracuse, with true freshman CB **Troy Pride, Jr.** making his debut.

PERCENTAGE PRODUCTION BY ELIGIBILITY

| | First Year | Second Year | Third Year | Final Year |
|----------------------|------------|-------------|------------|------------|
| Games Played | 29.03% | 35.98% | 22.27% | 12.72% |
| Games Started | 10.23% | 49.43% | 32.95% | 18.18% |
| Rushing Yards | 0.65% | 83.68% | 15.46% | 0.22% |
| Passing Yards | - | 96.61% | 3.09% | - |
| Receiving Yards | 20.45% | 52.29% | 27.26% | - |
| Punt Return Yards | 21.38% | 78.62% | - | - |
| Kickoff Return Yards | 12.48% | 79.46% | - | - |
| Scoring | 7.49% | 78.28% | 13.48% | 0.75% |
| Total Yards | 0.24% | 91.97% | 7.68% | 0.11% |
| All-Purpose Yards | 14.19% | 66.78% | 18.53% | 0.50% |
| Field Goals | - | 100.0% | - | - |
| Punting Yards | - | 100.0% | - | - |
| Tackles | 22.61% | 28.83% | 23.07% | 25.49% |
| Tackles for Loss | 8.00% | 17.00% | 24.00% | 51.00% |
| Sacks | 9.09% | - | 54.55% | 36.36% |
| Forced Fumbles | 33.3% | - | 33.33% | 33.3% |
| Fumble Recoveries | 25.0% | - | 25.0% | 50.0% |
| Interceptions | 50.0% | - | - | 50.0% |
| Passes Broken Up | 28.57% | 14.29% | 17.86% | 39.29% |

DEFENSE EVOLVING & IMPROVING

► Notre Dame's defense has improved mightily over its last four games.

► Notre Dame has allowed seven offensive touchdowns over the last 46 total drives by opponents, dating back to halftime against Syracuse. ► Syracuse scored on three of its five first quarter drives vs. Notre Dame, recording 281 yards on 29 plays (9.69 yards per play). The script flipped in the final three quarters. Over that time, the Irish surrendered 208 yards on 59 plays, or just 3.53 yards per play.

► The Irish defense forced four straight punts and a turnover on downs on the first five drives of the second half by Syracuse. The turnover on downs came on a short field, as SU began on the Notre Dame 34-yard line.

► Syracuse had 154 yds on its first 11 plays (14.0 ypp), but Notre Dame limited the Orange to 334 yds over final 77 plays (4.3 ypp)

► Notre Dame did not allow an offensive touchdown vs. NC State. The Irish held an opponent on the road without an offensive TD for the first time since 2012 (at Boston College).

► Notre Dame limited the Wolfpack to 198 total yards -- the fewest total yards by an Irish opponent since the 2015 season opener vs. Texas (163).

► Notre Dame limited NC State to 41 passing yards -- the fewest passing yards by a non-option Irish opponent since Sept. 16, 1995 vs. Vanderbilt (38).

► Notre Dame limited NC State to just 3.0 yards/play -- the fewest yards/play by an Irish opponent since the 2015 season opener vs. Texas.

► Notre Dame limited NC State to just 2 of 14 on third down. In fact, the Irish held the Wolfpack and Syracuse to a combined 5 of 29 on third down.

► Stanford gained 117 yards on 20 offensive plays in the first quarter, but Notre Dame held the Cardinal to 55 yards on 13 plays from scrimmage in the second quarter. Stanford mustered only 53 yards on 11 offensive plays during the third quarter.

► Miami scored two offensive touchdowns at Notre Dame, with the Irish recording 12 tackles for loss and holding the Hurricanes to just 18 rushing yards on 35 attempts.

NCAA RANKINGS

| | Sept. 30 | Nov. 6 |
|--|----------|--------|
| 3rd Down Conversion Pct Defense (128 ranked) | 92 | 68 |
| First Downs Defense (128 ranked) | 89 | 56 |
| Passing Yards Allowed (128 ranked) | 87 | 41 |
| Red Zone Defense (116 ranked) | 79 | 48 |
| Rushing Defense (128 ranked) | 98 | 77 |
| Scoring Defense (128 ranked) | 100 | 67 |
| Team Passing Efficiency Defense (128 ranked) | 111 | 73 |
| Total Defense (128 ranked) | 103 | 50 |

| DEFENSIVE STATISTICS | First Four Games | Last Four Games |
|-----------------------------|------------------|-----------------|
| SCORING | 134 | 82 |
| Points Per Game | 33.5 | 20.5 |
| FIRST DOWNS | 88 | 73 |
| Rushing | 41 | 39 |
| Passing | 39 | 28 |
| Penalty | 8 | 6 |
| Average Per Game | 22.0 | 18.3 |
| RUSHING YARDAGE | 804 | 671 |
| Yards gained rushing | 879 | 837 |
| Yards lost rushing | 75 | 166 |
| Rushing Attempts | 183 | 182 |
| Average Per Rush | 4.4 | 3.7 |
| Average Per Game | 201.0 | 167.8 |
| TDs Rushing | 10 | 6 |
| PASSING YARDAGE | 1012 | 497 |
| Comp-Att-Int | 71-111-4 | 48-84-2 |
| Average Per Pass | 9.1 | 5.9 |
| Average Per Catch | 14.3 | 10.4 |
| Average Per Game | 253.0 | 124.2 |
| TDs Passing | 7 | 1 |
| TOTAL OFFENSE | 1816 | 1168 |
| Total Plays | 294 | 266 |
| Average Per Play | 6.2 | 4.4 |
| Average Per Game | 454.0 | 292.0 |
| 3RD-DOWN Conversions | 26/62 | 24/58 |
| 3rd-Down Pct | 42% | 41% |
| 4TH-DOWN Conversions | 3/6 | 6/11 |
| 4th-Down Pct | 50% | 55% |
| SACKS BY-Yards | 1-7 | 8-52 |
| OFFENSIVE TOUCHDOWNS SCORED | 17 | 7 |
| RED-ZONE SCORES | (14-16) 88% | (8-11) 73% |
| RED-ZONE TOUCHDOWNS | (11-16) 69% | (6-11) 55% |

IRISH OFFENSE EXTREMELY EFFICIENT VS. NAVY

- ▶ Notre Dame's offense had just six possessions vs. Navy -- the fewest by an FBS team since 2008. The Irish had only two in the second half. Despite limited opportunities, Notre Dame scored on five of its six possessions, including three touchdowns.
- ▶ Here's a breakdown of the Irish drives vs. Navy:

| Plays | Yards | Time of Possession | Result |
|-------|-------|--------------------|------------|
| 10 | 83 | 3:30 | TOUCHDOWN |
| 11 | 48 | 4:43 | FIELD GOAL |
| 3 | 6 | 1:01 | Punt |
| 14 | 75 | 7:13 | TOUCHDOWN |
| 10 | 75 | 5:17 | TOUCHDOWN |
| 10 | 68 | 4:32 | FIELD GOAL |

- ▶ Notre Dame had five drives of at least 10 plays. The Irish had five combined drives of at least 10 plays in their last three games. In fact, Notre Dame had 11 such drives over its first eight games of the season.
- ▶ Notre Dame's 56 offensive plays are the fewest in a game since Wake Forest in 2015 (49). Notre Dame had just 19 plays in the second half alone (avg. 7.5 yards per play after halftime).

2016 MEETING WITH NAVY -- AN ANOMALY EVEN BY NAVY STANDARDS

- ▶ Notre Dame's offense had just six possessions vs. Navy -- the fewest by an FBS team since 2008. The Irish had only two in the second half.
- ▶ In Notre Dame's previous 18 meetings with Navy, the fewest possessions ever by the Irish was nine -- on four occasions. Navy had averaged about 11 possessions/game vs. Notre Dame over the last 18 meetings.

| Year | Drives (2nd Half) | Year | Drives (2nd Half) | Year | Drives (2nd Half) |
|-------|-------------------|------|-------------------|------|-------------------|
| 2016 | 6 (2) | 2009 | 10 (7) | 2002 | 14 (8) |
| 2015 | 11 (4) | 2008 | 14 (7) | 2001 | 13 (6) |
| *2014 | 12 (7) | 2007 | 9 (5) | 2000 | 11 (6) |
| 2013 | 10 (4) | 2006 | 9 (5) | 1999 | 14 (7) |
| 2012 | 10 (6) | 2005 | 9 (4) | 1998 | 12 (7) |
| 2011 | 12 (5) | 2004 | 10 (4) | | |
| 2010 | 9 (4) | 2003 | 12 (5) | | |

**Fighting Irish
In The NFL (Updated Oct. 30)**

- Arizona Cardinals**
WR Michael Floyd..... Season: 19 rec, 257 yds, 3 TDs
TE Troy NiklasSeason: 3 games played, 1 reception
- Baltimore Ravens**
DE Kapron-Lewis Moore*
OT Ronnie Stanley..... Season: 4 games started
- Buffalo Bills**
S Robert Blanton..... Season: 8 games played, 17 tackles
- Carolina Panthers**
LS J. J. Jansen..... Season: 8 games played
- Cincinnati Bengals**
TE Tyler Eifert..... Season: 2 games played, 10 rec, 111 yds, TD
DB KeiVarae Russell
- Cleveland Browns**
RB George Atkinson III..... Season: 6 KR, 104 yds, 1 tackle
- Dallas Cowboys**
OG Zack Martin..... Season: 8 games started
LB Jaylon Smith#
- Detroit Lions**
WR TJ Jones*
RB Theo Riddick..... Last game: 14 run, 70 yds, 1 rec, 6 yds
WR Golden Tate..... Last week: 12 rec, 79 yds, TD
- Houston Texans**
WR Will Fuller Season: 25 rec, 372 yds, 2 TD, PR TD
OG Nick Martin#
- Indianapolis Colts**
S Matthias Farley Season: 9 games played, 1 tackle
- Jacksonville Jaguars**
DT Sheldon Day..... Season: 8 games played, 4 tackles
TE Ben Koyack..... Season: 5 rec, 41 yds
- Minnesota Vikings**
TE Kyle Rudolph..... Season: 8 GS, 32 rec, 323 yds, 4 TD
S Harrison Smith..... Season: 8 GS, 42 tackles, sack
- New York Giants**
DE Romeo Okwara..... Season: 8 games played, 3 tackles
DE Ishaq Williams*
- Pittsburgh Steelers**
OT Ryan Harris..... Season: 5 games played
DE Stephon Tuitt..... Season: 8 GS, 19 tackles
- San Diego Chargers**
ILB Manti Te'o#..... Season: 17 tackles (IR after Wk. 3)
OG Chris Watt#
- San Francisco 49ers**
NT Ian Williams#
- Seattle Seahawks**
RB C.J. Proise Season: 3 GP, 7 rec, 110 yds, 6 rush, 21 yds
- Tennessee Titans**
TE Anthony Fasano Season: 9 GP, 5 GS, 5 rec, 45 yds, TD
CB Cody Riggs Season: 3 games played
- Washington Redskins**
S David Bruton Jr.#..... Season: 28 tackles, 1 sack, 2 break-ups
- * - Practice Squad
- Reserved/Injury List

DEFENSE SLOWS FAST START BY ORANGE

- Syracuse entered the Oct. 1 game with one of the nation's most potent offenses. The Orange got off to a fast start, recording 281 yards on the first 29 plays of the game during the first quarter, an average of 9.69 yards per game.
- The Irish defense stepped-up, limiting Syracuse to just 208 yards on the final 59 plays of the game, an average of just 3.53 yards per game.
- Notre Dame forced four straight punts and a turnover on downs on Syracuse's first five drives of the second half as the Irish pulled away. The turnover on downs came on a short field, which saw SU begin the drive on the Notre Dame 34-yard line.

CHARGING OUT OF THE GATES

- A trend Notre Dame hopes continues into 2016, the Irish took advantage of fast starts last season, outscoring opponents 123-71 in the first quarter of games in 2015. After holding a 10-7 lead on Navy at the end of one, the Irish hold a 85-44 advantage in the opening quarter and Notre Dame has scored first in eight of its nine games this season.
- Notre Dame has trailed only four times over 2015-16 after the first quarter - at No. 12 Clemson (Oct. 3), at No. 9 Stanford (Nov. 28), vs. No. 6 Ohio State in the Fiesta Bowl (Jan. 1) and at NC State during Hurricane Matthew (Oct. 8).
- Notre Dame forced a three-and-out on the opening possession of its first four games last fall and has currently allowed a score on its opponent's opening possession in just eight of its last 21 games.

IRISH QBs AT HOME IN MEADOWLANDS

- In piloting the Irish to a 50-33 win over Syracuse at MetLife Stadium on Oct. 1, QB **DeShone Kizer** continued a string of success by Notre Dame quarterbacks at the home of the NFL's New York Giants and Jets.
- Kizer threw for a career-best 471 yards (23-35, 3 TDs) against the Orange, the third most in school history and the most ever in an Irish victory. It was also the most by an Irish QB under head coach **Brian Kelly**. His 20.48 yards per completion were just shy of the NCAA record of 22.9 (minimum 22 completions).
- Kizer was 5-7 for 170 yards and two touchdowns in the first quarter. When coupled with QB **Everett Golson's** performance in the final three quarters of the last appearance at MetLife (a 31-15 win over Syracuse in 2014), Irish quarterbacks had a four-quarter stretch that saw them go 32-38 for 492 yards and six touchdowns.

NYLES AHEAD

- Junior LB **Nyles Morgan** has emerged as the heart of the Irish defense, recording a team-best 78 tackles, 6.0 tackles for loss, four sacks and three pass break-ups. He added his first career fumble recovery at NC State.
- Morgan's 78 solo tackles this season are good for an average 8.6 per game. That clip ranks 50th in the country.
- Helping lead an Irish defense which improved throughout the Syracuse game, Morgan had eight tackles, one sack and 1.5 tackles for loss against the Orange.

IT'S JARR-ON

- Graduate DL **Jarron Jones** earned the game ball as he led the Irish in stuffing the run against Miami. Jones recorded six tackles for loss, the most by an Irish player since at least 1997. He added a pass-break-up and had one of those TFLs as a sack of Miami QB Brad Kaaya.
- As a team, the Irish recored 12 tackles for loss, holding Miami to 15 rushing yards. That was the lowest total on the ground by an Irish opponent since the 2012 Oklahoma game.

ALMOST PERFECT BALANCE

- Notre Dame's high-flying offense remains as balanced as its quarterback. Adjusting sacks from rushing plays (as credited by the NCAA) to passing plays (as intended), the Irish have 301 running plays this season and 307 passing plays for a run-pass percentage of 49.5%.
- In 2015, Notre Dame had 453 running plays and 411 passing attempts for a run-play percentage of 52.4%.
- In 2014, Notre Dame had 463 passing plays and 484 rushing plays, a mere 51.1 percent lead towards runs.
- In 2013, Notre Dame had 440 rushing attempts and 429 passing attempts, giving the Irish a balanced 50.6 percent run attack. Similarly adjusting the eight sacks that the NCAA considers rushing plays, the 2013 numbers would have been even closer as Notre Dame would have 432 rushing attempts and 437 passing plays, a 50.3 percent tilt towards passing.

IRISH CASH IN ON NEVADA DURING SECOND QUARTER

- In the 39-10 victory over Nevada in the home opener, Notre Dame used a 25-point outburst in the second quarter to pull away.

- The scoring opened with a 21-yard field goal from **Justin Yoon** before the Irish finally found the endzone on a seven-yard pass from **DeShone Kizer** to **C.J. Sanders**. The Wolf Pack then made a mental error on the ensuing kickoff, resulting in an Irish safety, before WR **Kevin Stepherson** and RB **Tarean Folston** gave the Irish rushing touchdowns and a 25-0 halftime lead.
- It was Notre Dame's highest scoring quarter since hanging 28 in the second quarter of a 42-21 win at Pittsburgh in 2005.
- The safety was the first recorded by the Irish since 2003, when the Cardinal had a bad snap exit the endzone on a punt during a 57-7 Notre Dame victory.

ST. BROWN EMERGES AS BIG PLAY THREAT

- WR **Equanimeous St. Brown** had his second multi-touchdown game of the season against Syracuse in the Meadowlands. The sophomore made four catches for 182 yards and two touchdowns. The scoring grabs were 79 yards and 67 yards.
- With two touchdown receptions at that distance, St. Brown became the first Irish receiver with multiple touchdown catches of at least 67 yards in one game since **Michael Floyd** in 2009.
- Floyd made touchdown catches of 70 and 88 yards in a 35-0 victory over Nevada that season.

E-Q EQUALS TREND FOR BIG OFFENSIVE OPENERS

- WR **Equanimeous St. Brown** made his first career start on opening night at Texas (Sept. 4) and proceeded to catch five passes for 75 yards and a pair of touchdowns. The second TD, a 30-yard pass from **DeShone Kizer**, proved particularly memorable as St. Brown's cartwheel into the end zone after being hit just short of the goal line became an immediate viral sensation.
- The two scores continued a recent trend for the Irish. In each of the past six season openers, a member of the Notre Dame team has scored at least two TDs. Against Texas in 2015, **Will Fuller** had two TD catches and **Josh Adams** had two TD runs. In 2014 against Rice, **Everett Golson** ran for three TDs. Facing Temple in 2013, **DaVaris Daniels** hauled in a pair of TD grabs. The 2012 opener in Ireland against Navy saw **Theo Riddick** and **George Atkinson** rush for two TDs apiece. In the 2011 opener against South Florida, **Michael Floyd** caught a pair of TDs.
- The last Irish opener without a player scoring two TDs came in a 23-12 win over Purdue in 2010 when the Irish got single TDs from **Armando Allen** and **TJ Jones**, along with three **David Ruffer** field goals.

FOUR CAPTAINS NAMED FOR 2016 SEASON

- On August 24, Notre Dame head coach **Brian Kelly** announced four captains for the 2016 team, senior wide receiver **Torii Hunter Jr.**, senior left tackle **Mike McGlinchey**, senior linebacker **James Onwualu**, and senior defensive lineman **Isaac Rochell**.
- Reflecting the national nature of Notre Dame's recruiting base, all four are from different states as Hunter hails from Texas, McGlinchey from Pennsylvania, Onwualu from Minnesota and Rochell from Georgia. The last time Notre Dame had at least four captains, all from different states came in 2009 with **Jimmy Clausen** (California), **Eric Olsen** (New York), **Kyle McCarthy** (Ohio) and **Scott Smith** (Illinois).
- It marks the first time since 2011 that a member of the Martin family has not served as a team captain. **Zack Martin**, now an All-Pro guard for the Dallas Cowboys served as a captain in 2012 and 2013 while his brother **Nick Martin**, now a center for the Houston Texans, served as a captain in 2014 and 2015. The Martins become the first pair of brothers to serve as team captains for the Notre Dame football team over multiple seasons, and are only the second brother combination in program history to be named captain along with **Bob Golic** (1978) and **Mike Golic Sr.** (1984).

HE'S NO. 1!

- New for the 2016 season, head coach **Brian Kelly** has opted not to issue the coveted uniform number one. Instead, it is being awarded in a weekly basis to the player who best represents the ideals of the program on and off of the field. Worthy candidates are nominated weekly by the team captains and are debated by the coaching and support staff with the selection revealed in the locker room following pregame warmups.
- If an offensive lineman is chosen, they are duly recognized but ineligible to wear the number one during the game itself due to NCAA rules restricting down linemen to uniform numbers ranging from 50-79. This occurred for the first time with Quenton Nelson receiving the honor against Duke.
- Following the loss to Duke, Michigan passed Notre Dame in all-time winning. As a result, the No.1 jersey will not be awarded until the Irish move back atop the all-time winning percentage list.

| Game | No. 1 Recipient | Stats |
|---------------------------|-------------------|---|
| at Texas (Sept. 4) | LB James Onwualu | Eight tackles (three solo), one tackle for loss |
| Nevada (Sept. 10) | CB Cole Luke | Two tackles (both solo) |
| Michigan State (Sept. 17) | RB Josh Adams | 12 rushes, 33 yards |
| Duke (Sept. 24) | OL Quenton Nelson | Start |

TOUGH TO BEAT WHEN WINNING THE RUSHING BATTLE

- ▶ Since the start of the 2005 season, Notre Dame has won 62 of its past 68 games when recording more rushing yards than its opponent, including a 3-0 mark this season when out-gaining the opponent on the ground.
- ▶ Last season, the Irish had a 6-1 mark when out-rushing their opponent (wins over Texas, Virginia, UMass, USC, Temple and Wake Forest with a loss at Stanford).
- ▶ Seventh-year head coach **Brian Kelly** has his own fairly remarkable run when his teams outrush their opponents. He is 180-27-1 in his career and 42-6 at Notre Dame when winning the rushing battle. Notre Dame's record when outrushing the opponent the last few years:

Year Record

| Year | Record |
|------|--------|
| 2016 | 3-0 |
| 2015 | 6-1 |
| 2014 | 5-1 |
| 2013 | 5-2 |
| 2012 | 10-0 |
| 2011 | 6-2 |
| 2010 | 7-0 |

30 IS THE WAY TO CARRY THE DAY

- ▶ The number 30 has proven critical when predicting Notre Dame's overall success.
- ▶ The Irish stand at 39-10 (.796) in its last 49 games when they have run the ball at least 30 times. Notre Dame had a run of 26 consecutive games where it did not lose a game in which it had at least 30 rushing attempts snapped on Oct. 18, 2014, at No. 2 Florida State. The Irish ran the ball effectively against the Seminoles, gaining 157 yards on 35 carries (4.5 average) but lost a game for the first time when carrying the ball at least 30 times since an 18-14 defeat vs. Florida State in the 2011 Champs Sports Bowl in Orlando.
- ▶ Notre Dame had lost eight straight games when rushing less than 30 times until defeating Miami, 30-27, with 29 rushes on Oct. 29. The prior victory also game with 29 rushes, a 59-33 win over Air Force in 2011.
- ▶ The Irish have run the ball at least 30 times in all but four of their last 20 games, extending back to a loss at USC on Nov. 29, 2014, in which the Irish had just 25 carries against the Trojans during a loss at the Los Angeles Memorial Coliseum. The exceptions have come against Michigan State, Miami and Navy this season.
- ▶ Notre Dame ran the ball at least 30 times in each of its 13 games in 2015.
- ▶ The Irish went 8-3 in 2014 when rushing the ball at least 30 times. Notre Dame carried the ball at least 30 times in each of its first 10 games along with its Music City Bowl win over No. 22 LSU.

DOUBLE CENTURY GROUND GAME

- ▶ Notre Dame is 39-5 since the start of the 2002 season when it gains 200 or more yards rushing, including 239 yards in a win over Nevada.
- ▶ Notre Dame ran for 206 yards on 46 carries in the season-opener at Texas on Sept. 4 in a rare losing effort when crossing the 200 rushing yards plateau. Notre Dame has ran for at least 200 yards in four of its last five season openers, just missing the mark in 2013 against Temple.
- ▶ The Irish opened the 2015 season by rushing for 214 yards in its 38-3 win over Texas, 253 yards at Virginia on Sept. 12, 215 against No. 14 Georgia Tech on Sept. 19 and 457 against UMass on Sept. 26.
- ▶ Last year marked the first time that Notre Dame has opened a season with four consecutive 200-yard rushing efforts since 1989 when Notre Dame reeled off 11 in a row to begin the campaign before being held to 142 yards at Miami (Fla.) on Nov. 25.
- ▶ Notre Dame rushed for 1,139 yards over its first four games of the 2015 season. It marked the most rushing yards for an Irish squad through four games since 1992 (1,264 yards).

**Notre Dame Football
Coaching Staff Game Day Locations**

| Name | Position | Game Day |
|----------------|--------------------------------------|-----------|
| Brian Kelly | Head Coach | Sideline |
| Mike Denbrock | Associate Head Coach/Wide Receivers | Sideline |
| Greg Hudson | Defensive Analyst | Sideline |
| Mike Sanford | Offensive Coordinator/Linebackers | Press Box |
| Mile Elston | Linebackers/Recruiting Coordinator | Press Box |
| Scott Booker | Tight Ends/Special Teams Coordinator | Sideline |
| Autry Denson | Running Backs | Sideline |
| Keith Gilmore | Defensive Line | Press Box |
| Harry Hiestand | Offensive Line | Sideline |
| Todd Lyght | Defensive Backs | Sideline |

**2016 Notre Dame
Football Media Information**

Interview requests and media access for the 2016 Notre Dame football team are administered by lead football contact Michael Bertsch and assistant football contact Michael Scholl.

CONTACT INFORMATION

Michael Bertsch mberts1@nd.edu

Office: (574) 631-8642

Cell: (574) 532-4154

Twitter: @NdsidBertschy

Michael Scholl mscholl@nd.edu

Office: (574) 631-4780

Cell: (574) 876-6248

Twitter: @MikeSchollND

BRIAN KELLY AVAILABILITY

During game weeks, Irish head coach Brian Kelly will be available for a Tuesday press conference, a Sunday conference call and an informal media briefing after practice Thursday. Media looking for the conference call numbers should contact Michael Bertsch.

TUESDAY - Noon-12:45 p.m. EDT

- ▶ Isban Auditorium at Guglielmino Athletics Complex
- ▶ This press conference will function as a look ahead at the upcoming weekend's opponent and other football-related issues.
- ▶ Coordinates: Galaxy 19 C; Transponder: 5 Slot # 3, 6MHz; Symbol Rate: 3.9787; Data Rate: 5.500; FEC: ¾; Downlink: 3797 — Vertical (Available from 11:45-12:45 p.m. ET)

WEDNESDAY - 11:10 a.m. EDT

- ▶ Atlantic Coast Conference weekly football teleconference weeks when Notre Dame is playing an ACC opponent (Sept. 21 and 28, Oct. 5 and 26, Nov. 16)

THURSDAY - 6:30 p.m. EDT

- ▶ Post-practice at Isban Auditorium

SUNDAY - 2-2:30 p.m. EDT

- ▶ This conference call will function as a look back at the previous Saturday's game.

For accredited members of the media who want to attend the weekly press conference, contact Michael Bertsch or Michael Scholl for more information. The Guglielmino Athletics Complex is located on the east side of campus, behind the Joyce Center and the Rolfs Recreation Center and just north of LaBar Practice Complex.

The Guglielmino Athletics Complex auditorium can be accessed through the main entrance, which is located on the west side of the building (facing the main campus).

The Tuesday press conference will be streamed live (audio and video) and archived for future use on UND.com each week. A full printed transcript will be posted as well on the website.

PLAYER INTERVIEWS**WEDNESDAY - Noon EDT**

Notre Dame captain/DeShone Kizer availability

The following Fighting Irish student-athletes will be available for interviews:

WR Torii Hunter Jr. (Noon), OL Mike McGlinchey (12:30 p.m.)

LB James Onwualu (12:30 p.m.), QB DeShone Kizer (1 p.m.)

WEDNESDAY - 6:45 p.m. EDT

Notre Dame student-athlete availability

The following Notre Dame student-athletes will be available for interviews:

Defense - DL Isaac Rochell, DL Jarron Jones, S Drue Tranquill, CB Julian Love

Offense - RB Equanimeous St. Brown, RB Josh Adams

Highlights will be available on WatchND and UND.com.

All requests must be submitted to Michael Bertsch by 5 p.m. ET Sunday.

Irish Among 2016 National Leaders

| Category | Rank | Stat | National Leader | Stat |
|---------------------------------|------|--------|--------------------------------|--------|
| 3rd Down Conversion Pct | 68 | 0.395 | Texas Tech | 0.551 |
| 3rd Down Conversion Pct Def. | 67 | 0.393 | Michigan | 0.190 |
| 4th Down Conversion Pct | 57 | 0.533 | Western Mich. | 0.923 |
| 4th Down Conversion Pct Def. | 69 | 0.526 | Duke | 0.182 |
| Blocked Kicks | 20 | 2 | 6 teams tied | 5 |
| Blocked Kicks Allowed | 106 | 3 | 43 teams tied | 0 |
| Blocked Punts Allowed | 121 | 2 | 84 teams tied | 0 |
| Completion Percentage | 63 | 0.587 | Washington St. | 0.745 |
| Defensive TDs | | | Alabama | 9 |
| Fewest Penalties | 58 | 55 | Navy | 17 |
| Fewest Penalties Per Game | 59 | 6.11 | Navy | 2.13 |
| Fewest Penalty Yards | 55 | 471 | Navy | 131 |
| Fewest Penalty Yards Per Game | 55 | 52.33 | Navy | 16.38 |
| First Downs Defense | 56 | 186 | Michigan | 116 |
| First Downs Offense | 94 | 178 | Texas Tech | 284 |
| Fumbles Lost | 94 | 8 | Iowa, Nevada | 1 |
| Fumbles Recovered | 90 | 4 | Minnesota | 13 |
| Kickoff Return Defense | 51 | 19.81 | Memphis | 14.89 |
| Kickoff Returns | 40 | 22.61 | Pittsburgh | 30.68 |
| Net Punting | 108 | 35.14 | Utah | 45.05 |
| Passes Had Intercepted | 53 | 7 | Western Mich. | 1 |
| Passes Intercepted | 82 | 6 | San Diego St., Appalachian St. | 16 |
| Passing Offense | 40 | 259.2 | Texas Tech | 485.8 |
| Passing Yards Allowed | 41 | 208.0 | Michigan | 138.9 |
| Passing Yards per Completion | 23 | 13.89 | Air Force | 27.27 |
| Punt Return Defense | 124 | 16.79 | Auburn | -1.50 |
| Punt Returns | 32 | 10.60 | Texas A&M | 33.70 |
| Red Zone Defense | 48 | 0.813 | Michigan | 0.571 |
| Red Zone Offense | 64 | 0.833 | BYU | 0.971 |
| Rushing Defense | 77 | 177.9 | Alabama | 66.0 |
| Rushing Offense | 96 | 149.4 | New Mexico | 358.8 |
| Sacks Allowed | 81 | 2.33 | Troy | 0.25 |
| Scoring Defense | 67 | 27.7 | Michigan | 10.7 |
| Scoring Offense | 58 | 29.9 | Louisville | 50.2 |
| Tackles for Loss Allowed | 34 | 5.11 | Missouri | 2.56 |
| Team Passing Efficiency | 36 | 144.29 | Washington | 205.70 |
| Team Passing Efficiency Defense | 73 | 133.43 | Ohio St. | 88.10 |
| Team Sacks | 114 | 1.22 | Alabama | 4.11 |
| Team Tackles for Loss | 83 | 5.6 | Michigan | 9.3 |
| Time of Possession | 89 | 28:30 | Arkansas | 35:45 |
| Total Defense | 50 | 385.9 | Michigan | 246.3 |
| Total Offense | 62 | 408.7 | Louisville | 593.4 |
| Turnover Margin | 105 | -0.56 | Western Mich., Washington | 1.67 |
| Turnovers Gained | 98 | 10 | Utah, Memphis | 23 |
| Turnovers Lost | 83 | 15 | Western Mich., BYU | 11 |

DeShone Kizer

| | | |
|--------------------------|----|-------|
| Passing Efficiency | 23 | 149.5 |
| Passing TDs | 21 | 19 |
| Passing Yards | 32 | 2,261 |
| Passing Yards/Game | 25 | 251.2 |
| Passing Yards/Completion | 20 | 13.96 |
| Points | 15 | 156 |
| Points/Game | 15 | 65 |
| Total Offense | 24 | 292.1 |
| Yards/Pass Attempt | 22 | 8.44 |

Equanimeous St. Brown

| | | |
|----------------------|----|-------|
| Receiving TDs | 21 | 8 |
| Receiving Yards | 29 | 745 |
| Receiving Yards/Game | 30 | 82.8 |
| Yards/Reception | 37 | 17.74 |

CJ Sanders

| | | |
|-----------------------|----|------|
| Combined Kick Returns | 16 | 612 |
| Kickoff Return TDs | 3 | 1 |
| Kickoff Returns | 34 | 24.4 |

Nyles Morgan

| | | |
|---------------|----|-----|
| Solo Tackles | 42 | 5.0 |
| Total Tackles | 50 | 8.6 |

Jarron Jones

| | | |
|---------------|---|---|
| Blocked Kicks | 3 | 2 |
|---------------|---|---|

Tyler Newsome

| | | |
|---------|----|------|
| Punting | 29 | 43.4 |
|---------|----|------|

Justin Yoon

| | | |
|-----------------------|----|------|
| Field Goal Percentage | 38 | .786 |
| Field Goals Per Game | 41 | 1.22 |

► The Irish ran for at least 200 yards six times in 2015, posting a 5-1 record in those contests. The lone loss came at No. 9 Stanford (Nov. 28) when the Irish ran for 299 yards but lost, 38-36. The 299 rushing yards are the most surrendered by Stanford on its home field since Washington ran for 388 on Nov. 3, 2007.

► Notre Dame capped its 2014 season in style with 263 rushing yards in a Music City Bowl win over No. 22 LSU. Only Auburn and Mississippi State (both 268) ran for more yards against the Tigers last year.

► Combining that Music City Bowl sum and the first four games of 2015, it marks the first time the Irish have run for at least 200 yards in five consecutive games at any point in a season since ending the 2000 season with six straight 200-yard rushing efforts.

IRISH HANG ONTO THE FOOTBALL

► Notre Dame's running backs have established an impressive resume for holding onto the football since the arrival of head coach **Brian Kelly**. Through nine games this year, running backs **Josh Adams** (113 rushes), **Dexter Williams** (35) and **Tarean Folston** (53) have combined for 201 carries without losing a fumble.

► Arguably the most impressive 2016 performance came in Hurricane Matthew at NC State. In a game featuring 10 fumbles between the two teams, Adams and Williams combined for 20 carries and did not put the ball on the ground.

► In 2015, **C.J. Prosise** (156 carries), Adams (117), Williams (21), Folston (3) and **Josh Anderson** (2) carried the ball 299 times while losing just three fumbles, one coming amidst the rains of Hurricane Joaquin at No. 12 Clemson on Oct. 3 and the other two against the nation's top-ranked defense in Boston College on Nov. 21.

► Notre Dame running backs have lost 15 fumbles over 2,221 carries since 2010, an average of just one lost fumble for every 148.1 carries.

► Here is a look at the success Irish running backs have had in terms of ball security since the arrival of head coach **Brian Kelly**:

Year Carries by RBs Fumbles Lost

| Year | Carries by RBs | Fumbles Lost |
|--------------|----------------|--------------|
| 2010 | 325 | 2 |
| 2011 | 357 | 3 |
| 2012 | 378 | 3 |
| 2013 | 383 | 2 |
| 2014 | 316 | 2 |
| 2015 | 299 | 3 |
| 2016 | 201 | 0 |
| Total | 2,259 | 15 |

HOME IS WHERE THE HEART IS

► The offseason addition of **Jeff Burris** to the Notre Dame football staff as a senior defensive analyst only adds to the bevy of Irish legends currently helping the 2016 team. Burris, a consensus All-American and team captain in 1993, first round NFL Draft pick by the Buffalo Bills and 10-year NFL veteran, spent the past three seasons as the assistant defensive backs coach for the Miami Dolphins.

► In 2015, three former Irish stars were added to head coach **Brian Kelly**'s staff.

► Arguably the best defensive back Notre Dame has produced, defensive backs coach **Todd Lyght** was a two-time consensus All-American and a starter on the 1988 national championship team. The fifth overall pick in the 1991 NFL Draft by the St. Louis Rams, Lyght played in the league for 12 years. He earned All-Pro accolades and won a Super Bowl ring with the Rams in Super Bowl XXXIV.

► Running backs coach **Autry Denson** was a three-year starter and two-time team Most Valuable Player, Denson starred for Notre Dame from 1995-98. He is the all-time leading rusher in school history with his 4,318 yards.

► Former Irish quarterback **Ron Powulus** rejoined the Irish last year as the program's director of player development. Powulus is charged with helping the intellectual, social and spiritual development of the team's student-athletes. He is the program's primary point of contact with the student welfare and development and academic services for student-athletes in addition to holding a role coordinating community service projects.

POSITION PREVIEWS

AMPLE DEPTH AT RUNNING BACK

- ▶ As anticipated, one of the better positional battles of preseason camp came from the running back corps where the starter for Texas was not named until the game-week selection of **Tarean Folston**.
- ▶ Folston started 10 games in 2014 and took the first snap of 2015 but would be lost for the season due to a knee injury after just three carries. Back at full-speed, Folston is ready to expand upon the form that saw him rush for 889 yards in 2014, gaining 5.1 yards per carry. He produced a quartet of 100-yard rushing efforts as a sophomore, including a 120 yards at Florida State and a career-high 149 yards against Navy.
- ▶ Sophomore **Josh Adams** stepped up after Folston's injury and set a Notre Dame freshman record by running for 835 yards in 2015. Averaging 7.1 yards per carry, Adams produced three of the top five single-game freshmen rushing performances in Irish lore, capped by his school freshman record 168 yards at Stanford. He eclipsed the 100-yard plateau in three of Notre Dame's final five games of the 2015 campaign.
- ▶ Adams reached the career 1,000 yard mark against Michigan State in his 16th career game. That marked the quickest an Irish player has reached the plateau since **Darius Walker** hit 1,000 yards in his 14th career game during the 2005 season.
- ▶ Adams has posted 416 yards on 89 rushes with a TD run, while Folston has run 45 times for 195 yards and a touchdown.
- ▶ Sophomore **Dexter Williams**, freshman **Tony Jones Jr.** and graduate student **Josh Anderson** provide extended depth at the position.

HARRY'S HEROES: OFFENSIVE LINE WILL BE STURDY AGAIN

- ▶ Under the mindful eye of coach **Harry Heistand**, the Notre Dame offensive line has seen four players selected in the first three rounds of the NFL draft over the past three years, including first rounders **Ronnie Stanley**, who went to Baltimore with the sixth overall pick in 2016, and **Zack Martin**, the 16th overall pick by the Dallas Cowboys in 2014.
- ▶ The unit aims to follow the lead of a 2015 unit which opened holes, protected passers and allowed the Irish to average 200 yards rushing and 200 yards passing per game. The Irish had not accomplished this feat since 1977. Through two games, the Irish are averaging 222.5 rushing yards and 221.5 passing yards per outing.
- ▶ Senior and team captain **Mike McGlinchey** has flipped over from starting right tackle to replace Stanley at left tackle. McGlinchey started all 13 games in 2015 and serves as a leader for this unit both on and off of the field. Senior **Hunter Bivin** brings 24 games worth of Notre Dame experience into the backup post behind McGlinchey.
- ▶ The stout **Quenton Nelson** earned a spot on Sports Illustrated's preseason All-American team and starts at left guard. The junior started 11 of the 12 games he played in last fall, ably filling the space between first-round pick Stanley at left tackle and second-round pick **Nick Martin** at center. Sophomore **Trevor Ruhland** is listed as Nelson's backup.
- ▶ Junior **Sam Mustipher** has earned the starting nod at center. Texas was his first career start after appearing in nine games last fall as a reserve and on special teams.
- ▶ The right guard position saw senior **Colin McGovern** edge out a tough challenge from sophomore **Tristen Hoge** during fall camp. McGovern made the first start of his career at Texas after playing in 10 games previously off of the bench. The nephew of former NFL running back Merrill Hoge, Tristen is also an option to see time as a backup center where he is competing with graduate student **Mark Harrell** for the role.
- ▶ Junior **Alex Bars** aims to continue to tradition of strong right tackles for the Irish, a starting role held by McGlinchey in 2015 and Stanley in both 2013 and 2014. Bars started two games at left guard last fall (wins over Navy and USC) in place of an injured Nelson before an ankle injury of his own against the Trojans prematurely ended Bars' season. Freshman **Tommy Kraemer** is slated to backup Bars.

WIDE OPEN WIDE RECEIVER POSITION

- ▶ Notre Dame has a talented yet inexperienced group of wide receivers.
- ▶ Aside from senior **Torii Hunter Jr.** (28 catches for 363 yards and two TDs in 2015), the unit entered the 2016 season combining for two career catches — an eight-yard grab by sophomore **Equanimeous St. Brown** (vs. UMass on Sept. 26) and a reception for zero yards by sophomore **C.J. Sanders** (vs. UMass on Sept. 26). The depth took another hit after Hunter made four catches for 37 yards in a score against Texas before suffering an injury and missing the Nevada game. He returned against Michigan State to make a team-leading five grabs for 95 yards.
- ▶ At Texas, Sanders caught three passes for 55 yards, including his first career receiving TD after scoring twice in 2015 on special teams. St. Brown led the Irish with five grabs for 75 yards and a pair of TDs in Austin. St. Brown also collected a touchdown pass against the Spartans.
- ▶ Junior **Corey Holmes** and sophomore **Miles Boykin** impressively proved difficult to cover on the Irish scout team last fall and will assuredly factor into the wide receiver playing mix in 2016. Both are listed as top reserves on the pre-Texas depth chart although Holmes ended up earning the start at slot receiver. Neither had a reception against the Longhorns.

- ▶ Early-enrolled freshman **Kevin Stepherson** and summer-enrolled freshmen **Chase Claypool** and **Javon McKinley** bring three of the country's most sought-after recruits into the wide receiver mix. Stepherson and Claypool each played at wide receiver at Texas with their reps increasing after Hunter was lost to an injury.

DURHAM ENDURES, LEADS TIGHT END CORPS

- ▶ Notre Dame has become "Tight End U" recently as each of the last six starting tight ends for the Irish have been NFL Draft picks, five of them being either first or second round NFL Draft picks, an esteemed roll that includes **Anthony Fasano** (2006 second round - Dallas), **John Carlson** (2008 second round - Seattle), **Kyle Rudolph** (2011 second round - Minnesota), **Tyler Eifert** (2013 first round - Cincinnati), **Troy Niklas** (2014 second round - Arizona) and **Ben Koyack** (2015 seventh round - Jacksonville).
- ▶ Head coach **Brian Kelly** will utilize a slew of options at this position in 2016. He welcomed back senior **Durham Smythe** at the top of the tight end rotation heading into the fall campaign. Smythe started at Texas and had an eight-yard catch during the contest and scored his first touchdown of the season on a 12-yard catch against Michigan State.
- ▶ Smythe started the first two games of 2015 and proved to be a dependable blocker and pass catcher before suffering an injury in the waning seconds at Virginia. He returned to the starting lineup against Ohio State in the BattleFrog Fiesta Bowl.
- ▶ Junior **Nic Weishar** made a pair of starts (at Clemson and Stanford) in place of Smythe last fall, seeing action in 12 of 13 games overall. He caught three passes on the year and proved a capable blocker.
- ▶ Junior **Tyler Luatua** is another option at tight end, playing in 10 games with a trio of starts, including the Fiesta Bowl. Senior **Jacob Matuska**, a 270-pound converted defensive lineman, will also try his hand at tight end in 2016 after having a productive fall camp.

WEALTH OF EXPERIENCE AT QUARTERBACK

- ▶ Few teams can match the level of winning experience that the Irish possess at quarterback. Notre Dame has a pair of signal callers in junior **DeShone Kizer** and senior **Malik Zaire** who started games last year against "Power 5" competition and proved victorious in those matchups.
- ▶ Notre Dame is one of just five teams nationally that returns multiple starting quarterbacks who beat a "Power 5" team in 2015. Auburn (Jeremy Johnson and Sean White), Louisville (Kyle Bolin and Lamar Jackson), Miami, Fla. (Brad Kaaya and Malik Rosier) and Texas (Jerrod Heard and Tyrone Swoopes) are the other four schools.
- ▶ Notre Dame is in this enviable position for the first time since the 2011 season when both **Dayne Crist** and **Tommy Rees** returned after leading the Irish as a starter to victories over power conference schools in 2010.

KIZER A YEAR WISER

- ▶ When **Malik Zaire** was lost for the 2015 season following an injury in the second game, **DeShone Kizer** found himself as the proverbial "next man in" and under center on the road at Virginia with the Irish trailing in the final minute. Kizer led the team on an 80-yard game-winning drive capped by a 39-yard TD pass to **Will Fuller** with 12 seconds remaining in the game.
- ▶ That play at Virginia would culminate the first of three late fourth quarter go-ahead drives engineered by the poised first-year starter, all coming on the road. At No. 21 Temple on Oct. 31, Kizer drove the Irish 75 yards, capped by a 17-yard TD pass to Will Fuller with 2:09 remaining, to lift Notre Dame to a 24-20 win. At No. 13 Stanford on Nov. 28, Kizer capped an 88-yard march to pay dirt with a two-yard TD run that put the Irish on top, 36-35, with 30 seconds to play. Unfortunately, the Cardinal would get a 45-yard game-winning field goal as time expired to claim the win.
- ▶ Another road-game highlight for Kizer came at Pittsburgh on Nov. 7 as he completed 19 of 26 passes for 262 yards with five TDs against the Panthers. The five TD passes matched the school record for a road game, most recently tied when **Tommy Rees** threw for five at Air Force on Oct. 26, 2013. The record had been set by **Brady Quinn** at Michigan State in 2006 and also accomplished twice by **Jimmy Clausen** - against Hawaii in the 2008 Hawaii Bowl and at Stanford in 2009.
- ▶ In addition to the five TD passes, Kizer also ran for a TD at Pitt. The 36 points accounted for set a school record for a road game. It tied for second-best overall, trailing only the 37 points accounted for by **Art Smith** against Loyola-Chicago on Oct. 28, 1911. Smith accounted for seven TDs in an era where they were worth five points apiece and also added two extra points.
- ▶ Kizer produced against elite foes in 2015. In five starts against ranked teams, he posted a 140.14 passer rating, including a 60.5 completion percentage, 1,381 passing yards and seven TD passes. He also ran for five other TDs, part of a 10-rushing TD season which set a single-season school record for quarterbacks.

MALIK IS ON FLEEK

- ▶ In both cases where **Malik Zaire** started a game and not been victimized by injury, he has excelled against college football royalty.
- ▶ Zaire made his first career start and earned MVP honors in the 2014 Music City Bowl victory over LSU. He completed 80 percent of his passes while also running for 96 yards and a TD.
- ▶ Under center for the 2015 season opener against Texas, Zaire wrote his name into the Irish record book as he completed 19 of 22 passes for 313 yards and three TDs in a 38-3 win over the Longhorns. He became just the fifth Notre Dame player to throw for over 300 yards on Opening Day. Zaire's completion percentage of 86.4 ranks second in school history for any game and stands as the best mark since 1984.
- ▶ Zaire's season was cut short in week two at Virginia but not before he ran for 87 yards against the Cavaliers while throwing for 115 more and a TD.

RO-SHELL GAME ALONG DEFENSIVE LINE

- ▶ Five players who have started a game on the Irish defensive line return for 2016 led by **Isaac Rochell**. The Bednarik and Nagurski Award candidate has started 28 games over the past two seasons. His 63 tackles last fall leads all returning defensive linemen, a sum which included 7.5 tackles for loss. Rochell is tied for the team lead with 4.0 tackles for loss through the first three games, while totaling 16 tackles and adding four QB hurries.
- ▶ Graduate student **Jarron Jones** returns at full-speed from an injury suffered last August that kept him out of every game except for the BattleFrog Fiesta Bowl contest against Ohio State. Jones had started 11 games in 2014, amassing 7.5 TFLs and showed flashes of his old self against the Buckeyes, pressuring J.T. Barrett into an interception that later turned into an Irish touchdown. He owns five tackles thus far.
- ▶ Junior **Daniel Cage** (seven games) and sophomore **Jerry Tillery** (three games) both bring starting experience to the defensive tackle position and top the list of candidates for starting roles both alongside and behind Jones.
- ▶ Junior **Andrew Trumbetti**, who started three of his 12 appearances in 2015, is another returning force at defensive end. He saved his best performance of the season for last, making two TFLs, including a sack, against Ohio State. Trumbetti has made four tackles this season.
- ▶ Early-enrolled freshman **Daelin Hayes** was limited in spring drills due to a high school injury but will also push for a prominent role in 2016. Hayes has played in all three games with two tackles.

HOLES TO FILL FOR HOLE-FILLING LINEBACKERS

- ▶ Senior **James Onwualu** returns for his third year starting at strongside linebacker. Onwualu recorded 38 tackles last fall, including six for a loss. The team captain ranks second on the Irish with 5.5 tackles for loss, along with 37 total tackles to rank fourth on the team.
- ▶ Selected to wear the number one jersey for the contest, Onwualu played many snaps as a fourth down lineman in the season opener at Texas (Sept. 4) as the Irish spent most of the game in a 3-3-5 nickel. He went on to make eight tackles with one for a loss, before following with five solo tackles and two for a loss against Nevada.
- ▶ The unit must replace a pair of captains and three-year starters in **Joe Schmidt** and **Jaylon Smith**. The faces lined up to fill those roles are junior **Nyles Morgan** in the middle and junior **Greer Martini** on the weakside.
- ▶ Morgan emerged at the end of 2014 when he started four games in place of an injured Schmidt. He ended up playing in all 13 games of the 2015 season as a backup linebacker and on special teams. Morgan debuted with aplomb in 2016, making a career-high 13 tackles to lead the Irish at Texas (Sept. 4). He has paced the Irish defense with 58 tackles.
- ▶ Martini played in all 13 games last fall, starting four, including contests against option-based offenses in Georgia Tech and Navy. Martini made nine stops against the Midshipmen in 2015, matching his career high set against Navy in 2014.
- ▶ Notre Dame's 2015 Defensive Scout Team Player of the Year, sophomore **Asmar Bilal**, is slated to backup Martini while freshman **Jamir Jones** is poised to lineup first behind Onwualu. Bilal and Jones have both seen action in all three games.
- ▶ Sophomore **Te'von Coney** will likely see the field as well, entering 2016 as Morgan's backup. He played in 12 games as a freshman in 2015, but similar to Martini, missed all of spring practice. Coney made his first career start against Nevada, recording five solo tackles and one for a loss. On the year, he's made 41 tackles, third on the team.

DEFENSIVE BACKS MOSTLY BACK

- ▶ Four players return to the Irish secondary with starting experience while some talented newcomers will aim to leave a mark on the depth chart too.

- ▶ Senior **Cole Luke** is the veteran of the group. He has started each of the 36 games over the 2014-16 seasons at cornerback. Luke ranked among the national leaders with his 15 passes defended in 2014 and applied ample pressure on opposing receivers in 2015. Luke had a tackle for loss among his two stops in the season opener at Texas (Sept. 4) and also broke up a pass before adding two more tackles against Nevada.
- ▶ A good battle was waged in fall practice to replace **KeiVarae Russell** at the other cornerback spot between sophomores **Nick Coleman** and **Shaun Crawford**.
- ▶ Crawford won the job, but Coleman will certainly see plenty of playing time. Both ended up starting at Texas while the Irish extensively used their nickel package.
- ▶ Coleman saw action in all 13 games as a freshman, mainly on special teams.
- ▶ Crawford, who missed all of last season following ACL reconstructive surgery in August '15, suffered a season-ending achilles injury against Nevada after making five tackles and adding a pass break-up.
- ▶ Junior **Nick Watkins**, who started in Russell's place against Ohio State in the Fiesta Bowl, has been limited for most of fall camp following Spring surgery for a broken arm. He had a second surgery in October and will miss the rest of the 2016 campaign.
- ▶ Early-enrolled freshman **Devin Studstill** turned a lot of heads during a solid spring and will garner immediate playing time. He played much of the second half of the Texas game at safety before making his first career start versus Nevada. Studstill then collected his first career interception against the Spartans.
- ▶ Junior **Drue Tranquill** returns from injury in 2016. He brings veteran experience and maturity to the strong safety position. Sixth-year performer **Avery Sebastian** will also see time on the field after starting against the Longhorns.
- ▶ A quartet of freshmen, CB **Julian Love**, S **Jalen Elliott**, CB **Troy Pride Jr.** and CB **Donte Vaughn**, have all seen significant playing time this season.

HERE'S TO YOON!

- ▶ On the heels of a freshman All-American debut season for the Irish, **Justin Yoon** returns as a stabilizing force.
- ▶ Yoon made each of his last 12 field goals entering the 2016 season, not missing since Sept. 12, 2015, at Virginia. Although snapped when his first attempt at Texas on Sept. 4 was blocked, it ranks as the fourth-longest streak in school history:

Most Consecutive Field Goals Made

| Player (Years) | FGs |
|------------------------------|-----------|
| 1. David Ruffer (2009-10) | 23 |
| 2. Nick Tausch (2009) | 14 |
| 3. Mike Johnston (1982) | 13 |
| 4. Justin Yoon (2015) | 12 |
| 5. John Carney (1984-85) | 10 |

- ▶ Yoon tallied 95 points last fall (50 PATs and 15 field goals), the most in Irish lore by a freshman, the third-most by any kicker and the ninth-most for any player regardless of position.
- ▶ Yoon showed a remarkable consistency to reach that high point total, successfully making 88.2% of his field goals, ranking sixth in the nation last fall and first among freshmen.
- ▶ Yoon's range included a 52-yard field goal against Navy in 2015 which ranked the third-longest in school history and the longest nationally by a 2015 freshman.

NEWSOME'S AWESOME

- ▶ His personality is hardly quiet, but junior **Tyler Newsome** very quietly put together one of the finest seasons ever by an Irish punter in 2015.
- ▶ Newsome's punting average of 44.5 yards stands first in Notre Dame history with a minimum of 50 boots. Aiding this is the 52.4-yard average from the UMass game on Sept. 26, 2015, that established a single-game school record for a minimum of five punts.
- ▶ Newsome's 44.5-yard average ranked 15th in the nation last year but the mere average conceals his fine work in placement. Of his 55 punts, 21 (38%) found themselves inside the opponent's 20-yard line.
- ▶ In the 2016 season opener at Texas, his top punt went for 53 yards. He added a 53-yarder among five kicks against Nevada, giving him 23 boots of at least 50 yards in 15 career games played.
- ▶ He unleashed a 71-yard boot against Michigan State, just the 12th punt in school history to go over 70 yards and the longest since Hunter Smith drilled a 79-yard punt against Arizona State in 1998.

SPECIAL SPECIALISTS

- ▶ Notre Dame brings back a significant amount of special teams experience beyond merely those who will lay their feet on the ball.
- ▶ Graduate student **Scott Daly** is in his fourth consecutive year serving as Notre Dame's long snapper. Daly has been flawless on both long and short snaps over the past two years. He also made a critical play in the 2015 Shamrock Series win over Boston College at Fenway Park when he recovered a fumble of a muffed punt at the Eagles' four-yard line.
- ▶ Last fall, returner **C.J. Sanders** was one of nine players in the nation, and the only freshman, to return both a punt and a kickoff for a touchdown. The speedy wide receiver and son of former Tennessee Titans receiver Chris Sanders returns in 2016 aiming to build upon a freshman season where his 640 kickoff return yards ranked eighth for a single season in school history. He leads the Irish in all-purpose yards in 2016 with 123.3 per game.
- ▶ This fall, sophomore running back **Dexter Williams** will look to take some kickoff returns along with Sanders while fleet-footed sophomore wide receiver **Chris Finke**, a former walk-on awarded a scholarship on August 22, will backup Sanders on punt returns. Williams had a 20-yard kickoff return in the season-opener at Texas.
- ▶ Junior quarterback **Montgomery VanGorger** is poised to step in as the holder for placement kicks, a role where he served as a backup to **DeShone Kizer** in 2015, seeing action only in the win over UMass.

SPECIAL TEAMS TOUCHDOWNS

- ▶ Although not a TD, it felt like one when Notre Dame returned a blocked extra point for two points with 3:29 remaining in regulation at Texas (Sept. 4) to force overtime. **Jarron Jones** swatted away Trent Dominique's kick and **Shaun Crawford** raced it the length of the field from there. It marked Notre Dame's first defensive extra point since **Allen Rossum** also tallied off of a blocked kick against Texas in 1995.
- ▶ In blocking Syracuse's first point-after attempt of the day and returning it for two points, it marked the second time this season Notre Dame blocked a point-after attempt and returned it for two points of its own. **Jarron Jones** blocked the extra point and **Cole Luke** returned it for two points.
- ▶ Sophomore **C.J. Sanders** returned a kickoff 93 yards for a touchdown vs. Syracuse. It was his second career kickoff return for TD (93 yards at Stanford in 2015).
- ▶ The Irish scored four touchdowns on special teams in 2015. The Irish had not seen four special teams TD in a single season since 2000.
- ▶ The first special teams TD came at Virginia (Sept. 12) when the Irish faked a field goal and holder **DeShone Kizer** threw a seven-yard TD pass to **Durham Smythe**.
- ▶ Notre Dame's second special teams TD came on a 50-yard punt return by **C.J. Sanders** against UMass (Sept. 26).
- ▶ The third Irish special teams TD of 2015 came against USC (Oct. 17) when **Equanimeous St. Brown** blocked a punt and **Amir Carlisle** returned it five yards for a TD.
- ▶ Notre Dame's fourth special teams TD came on a 93-yard kickoff return by Sanders at Stanford (Nov. 28).

GREAT FOR TELEVISION

- ▶ Notre Dame has appeared on national or regional television in 298 consecutive games entering the Army game.
- ▶ The Irish have made 415 appearances on network television -- more than any other school.

OFFICIAL NOTRE DAME FOOTBALL POSTGAME SHOW

- ▶ The Official Notre Dame Football Postgame Show will again be broadcast live following the conclusion of every Notre Dame game on News and Sports Radio WSBT 96.1 FM and 960 AM along with Sunny 101.5 FM and WatchND (WatchND.tv). The show is hosted by **Jack Nolan**, Irish All-American **Reggie Brooks** and a special former player guest host each week.

OFFICIAL BRIAN KELLY RADIO SHOW

- ▶ The **Brian Kelly** Radio Show began live at 7:30 p.m. ET on Sept. 1. University of Notre Dame football fans can attend the show at O'Rourke's in Eddy Street Commons. It will be video streamed live on WatchND at UND.com and broadcast live on WSBT 96.1 FM and 960 AM in South Bend. The show can be heard later in the week on WXNT 1430 AM in Indianapolis, WJRW 1340 AM in Grand Rapids, KOMJ 1490 AM in Fremont/Omaha, Nebraska, KCRD 98.3 FM, Dubuque, Iowa and KASR 92.7 FM in Conway/Little Rock, Arkansas. The video of the show will be archived on WatchND and an audio podcast of the show will be available on both WatchND and iTunes.
- ▶ Remaining dates for the shows are Sept. 15, 22 and 29; Oct. 6, 13 and 27; Nov. 3, 10 and 17.
- ▶ Hosted by **Jack Nolan**, "The Brian Kelly Radio Show" is a production of Fighting Irish Media.

INSIDE NOTRE DAME FOOTBALL WITH BRIAN KELLY

- ▶ Taped on Sunday afternoons, "Inside Notre Dame Football" will feature a recap of the week's contest, Notre Dame player features and more. The show can be seen locally Sunday evenings on WNDU-TV following the late local news. It will also re-air on WNDU-TV the following Saturday morning at 6:30 a.m. as well as 90 minutes prior to kickoff of Notre Dame home games. All shows can also be viewed on WatchND at UND.com starting Monday of each week. Inside Notre Dame Football airs on a total of 39 affiliates worldwide reaching nearly 164 million households.

NOTRE DAME FUTURE SCHEDULES

- ▶ The following is Notre Dame's schedule for the 2017 season:

2017 Season

| Date | Opponent | Site |
|----------|-------------------|--|
| Sept. 2 | Temple | Notre Dame Stadium (Notre Dame, Ind.) |
| Sept. 9 | Georgia | Notre Dame Stadium (Notre Dame, Ind.) |
| Sept. 16 | at Boston College | Alumni Stadium (Chestnut Hill, Mass.) |
| Sept. 23 | at Michigan State | Spartan Stadium (East Lansing, Mich.) |
| Sept. 30 | Miami (Ohio) | Notre Dame Stadium (Notre Dame, Ind.) |
| Oct. 7 | at North Carolina | Kenan Memorial Stadium (Chapel Hill, N.C.) |
| Oct. 21 | USC | Notre Dame Stadium (Notre Dame, Ind.) |
| Oct. 28 | NC State | Notre Dame Stadium (Notre Dame, Ind.) |
| Nov. 4 | Wake Forest | Notre Dame Stadium (Notre Dame, Ind.) |
| Nov. 11 | at Miami (Fla.) | Hard Rock Stadium (Miami Gardens, Fla.) |
| Nov. 18 | Navy | Notre Dame Stadium (Notre Dame, Ind.) |
| Nov. 25 | at Stanford | Stanford Stadium (Stanford, Calif.) |

- ▶ As the 2017 season coincides with the opening of the Campus Crossroads Project, the Shamrock Series will take a one-year hiatus, allowing for the Irish to play seven games at Notre Dame Stadium. Seven home games will match the school record established in 1988 and matched in 1999, 2006, 2007, 2009 and 2010.
- ▶ Beyond 2017, the University has announced four other marquee home-and-home series.
- ▶ While Notre Dame will play Georgia at Notre Dame Stadium on Sept. 9, 2017, the Irish will return the game, going to Sanford Stadium to play "between the hedges" on Sept. 21, 2019.
- ▶ Michigan returns to the Notre Dame football schedule on Sept. 1, 2018, when the Wolverines travel to Notre Dame Stadium. The Irish will play in Ann Arbor on Oct. 26, 2019.
- ▶ The Irish will face Ohio State in a future home-and-home series. Notre Dame will take on Ohio State on Sept. 3, 2022, at Ohio Stadium with the Buckeyes travelling to South Bend on Sept. 23, 2023.
- ▶ Notre Dame will take on Texas A&M in a home-and-home series. The Irish will face the Aggies on Aug. 31, 2024, in College Station, Texas. Texas A&M will play at Notre Dame Stadium on Sept. 27, 2025.
- ▶ As a part of its 60-game, 12-year scheduling agreement with the Atlantic Coast Conference that runs through 2025, Notre Dame will play the following ACC foes. Specific dates have been announced through the 2019 season, along with the 2021 Florida State game.
 - 2018:** Home: Syracuse (Sept. 22), Pittsburgh (Oct. 20) and Florida State (Nov. 10). Away: Virginia Tech (Oct. 13) and Wake Forest (Nov. 17).
 - 2019:** Home: Virginia (Sept. 28), Virginia Tech (Nov. 2), Boston College (Nov. 23). Away: Louisville (Sept. 2/Labor Day) and Duke (Nov. 9).
 - 2020:** Home: Clemson, Duke and Louisville. Away: Georgia Tech, Pittsburgh and Wake Forest.
 - 2021:** Home: Georgia Tech and North Carolina. Away: Florida State (Sept. 6/Labor Day), Virginia and Virginia Tech.
 - 2022:** Home: Boston College and Clemson. Away: North Carolina and Syracuse.
 - 2023:** Home: Pittsburgh and Wake Forest. Away: Clemson, Duke, Louisville and NC State.
 - 2024:** Home: Florida State, Miami and Virginia. Away: Georgia Tech.
 - 2025:** Home: North Carolina State and Syracuse. Away: Boston College, Miami and Pittsburgh.
- ▶ Navy has announced that its Oct. 27, 2018, home game against the Irish will be played at Qualcomm Stadium in San Diego, California, while the teams will return to MetLife Stadium on Sept. 5, 2020.

NOTRE DAME ON NBC SPORTS NETWORK

- ▶ NBC Sports Network will air a series of documentary-style programs dedicated to the Irish, produced in conjunction with Fighting Irish Media.
- ▶ The first feature will chronicle the 1966 national championship team and debuts on NBCSN at 11:30 p.m. ET on Sept. 17, following coverage of the Michigan State game.
- ▶ The second half-hour documentary will focus on the burgeoning rivalry against Stanford, a series which has seen several dramatic finishes in recent years. This program will debut on NBCSN at 5 p.m. ET on Oct. 11.
- ▶ A half-hour special on the life of **Corey Robinson** will debut on NBCSN at 5 p.m. ET on Oct. 25. Robinson played wide receiver for the Irish from 2013-15 but will spend his senior year as a student coach along with serving as Notre Dame's student government President.
- ▶ The 2016 Shamrock Series game against Army will feature the mantra "God, Country, Notre Dame" on the Irish uniforms, a phrase which is carved in stone above the side door of Notre Dame's Basilica of the Sacred Heart. Learn more about this phrase and how it permeates through both the University and its football team on NBCSN at 5 p.m. ET on Nov. 8.
- ▶ NBCSN will also show highlights from the team's annual ECHOES gala awards show at 12:30 p.m. ET on Dec. 17.

BLEACHER REPORT FORGES GROUND-BREAKING SOCIAL MEDIA PARTNERSHIP

- ▶ Bleacher Report, a preeminent next generation content creation company, will be Notre Dame football's exclusive social content partnership throughout the season. The B/R social team will be embedded with the Irish during the entire season to create custom content for the program's national fan base.
- ▶ The collaboration will consist of full behind-the-scenes access to Notre Dame including practice, locker room, game day activities, home and away games, travel, academic classrooms and a wide array of student and campus life. The array of content will include a weekly video feature, Facebook Live streams, short shareable social packages and game day Snapchat takeovers, distributed across Bleacher Report's website and Team Stream mobile app -- reaching more than 250 million users -- along with B/R social platforms with an audience of more than 200 million fans.
- ▶ The new content partnership will include compelling human drama pieces, player interviews, features, scripted humor skits and powerful social visuals.

CAMPUS CROSSROADS PROJECT CONSTRUCTION UNDERWAY

- ▶ Construction on the Campus Crossroads Project, a \$400 million project that will use the University of Notre Dame's iconic football stadium as a hub for new facilities supporting academic and student life initiatives, began on November 23, 2014, the day after the home finale against Louisville.
- ▶ The Campus Crossroads Project is the largest building project in the University's 172-year history, integrating the academy, student life and athletics with the construction of more than 750,000 square feet in three new buildings attached to the west, east and south sides of the University's iconic football stadium, at a projected cost of \$400 million.
- ▶ The plan features three new structures attached to and serving the stadium -- the Duncan Student Center (west side of the stadium) for student life services, including space for student organizations, a recreation center and career center; Corbett Family Hall (east side of the stadium) for the anthropology and psychology departments and a digital media center; and a south building for the Department of Music and the Sacred Music at Notre Dame program. The Duncan Student Center and Corbett Family Hall buildings also will include some 3,000 to 4,000 premium seats for the football stadium with supporting club amenities.
- ▶ The project also will enhance the football fan experience on game days. A variety of premium seating options -- both indoor and outdoor and mostly club seats -- will be available on three upper levels on the east and west sides. A hospitality area also is planned for the south end of the stadium.
- ▶ The most visible change at Notre Dame Stadium will involve the addition of a video board at the top of the south end of the venue, along with ribbon boards along the east and west sides of the stadium.
- ▶ More information about the project is available online at Crossroads.nd.edu.

**Notre Dame Football
Roster Information**

| NUMERICAL | | | ALPHABETICAL | | | | | | |
|-----------|-------------------------|-------|--------------|---------------------|-------|----------|-----|-----------|--|
| No. | Name | Pos. | No. | Name | Pos. | Ht. | Wt. | Cl./Elg.^ | Hometown/High School |
| 2 | *Williams, Dexter | RB | 33 | *Adams, Josh | RB | 6-1 5/8 | 220 | So./2 | Warrington, PA/Central Bucks South |
| 3 | *Sanders, C.J. | WR | 41 | Agoro, Temitop | WR | 6-1 | 185 | Fr./1 | Riverdale, MD/Parkdale |
| 4 | *Coney, Te'von | LB | 46 | *Anderson, Josh | RB | 5-9 | 205 | Gr./4 | Chatsworth, CA/Notre Dame |
| 4 | VanGorder, Montgomery | QB | 24 | Assaf, Mick | WR | 6-0 | 185 | Fr./1 | Atlanta, GA/Pace Academy |
| 5 | **Morgan, Nyles | LB | 43 | Ball, Brian | WR | 5-11 | 185 | So./1 | Indianapolis, IN/Bishop Chatard |
| 6 | *St. Brown, Equanimeous | WR | 30 | Barajas, Josh | LB | 6-1 5/8 | 240 | So./1 | Valparaiso, IN/Andean |
| 7 | *Watkins, Nick | CB | 71 | *Bars, Alex | OL | 6-6 | 320 | Jr./2 | Nashville, TN/Montgomery Bell Academy |
| 7 | *Wimbush, Brandon | QB | 22 | Bilal, Asmar | LB | 6-2 | 230 | So./1 | Indianapolis, IN/Ben Davis |
| 8 | Sebastian, Avery | S | 70 | *Bivin, Hunter | OL | 6-5 1/2 | 308 | Sr./3 | Owensboro, KY/Apollo |
| 9 | **Zaire, Malik | QB | 34 | Bongiovi, Jesse | CB | 5-9 1/2 | 194 | Sr./3 | Brooklyn, NY/Poly Prep |
| 9 | Hayes, Daelin | DL | 55 | *Bonner, Jonathan | DL | 6-3 | 286 | Jr./2 | Chesterfield, MO/Parkway Central |
| 10 | Finke, Chris | WR | 12 | Book, Ian | QB | 5-11 1/2 | 200 | Fr./1 | El Dorado Hills, CA/Oak Ridge |
| 10 | *Jones, Alizé | TE | 50 | Boudreaux, Parker | OL | 6-2 3/4 | 295 | Fr./1 | Winter Garden, FL/Bishop Moore |
| 11 | Brent, Justin | RB | 81 | Boykin, Miles | WR | 6-3 5/8 | 222 | So./1 | Tinley Park, IL/Providence Catholic |
| 12 | **Butler, Devin | CB | 11 | Brent, Justin | RB | 6-1 1/2 | 220 | Jr./2 | Speedway, IN/Speedway |
| 12 | Book, Ian | QB | 63 | Bush, Sam | OL | 6-3 1/2 | 305 | Jr./2 | Newport Beach, CA/Mater Dei |
| 13 | **Luatua, Tyler | TE | 12 | **Butler, Devin | CB | 6-0 1/2 | 200 | Sr./4 | Washington, DC/Gonzaga |
| 14 | *Kizer, DeShone | QB | 67 | Byrne, Jimmy | OL | 6-4 | 300 | Jr./2 | Cleveland, OH/St. Ignatius |
| 14 | Studstill, Devin | S | 75 | *Cage, Daniel | DL | 6-0 3/4 | 315 | Jr./3 | Cincinnati, OH/Winton Woods |
| 15 | Holmes, Corey | WR | 87 | Centlivre, Keenan | WR | 6-5 1/2 | 225 | Jr./2 | Fort Wayne, IN/Bishop Dwenger |
| 16 | **Hunter Jr., Torii | WR | 43 | Chererson, John | K | 5-9 | 178 | Sr./3 | Erie, PA/Cathedral Prep |
| 17 | ***Onwuualu, James | LB | 83 | Claypool, Chase | WR | 6-4 | 220 | Fr./1 | Abbotsford, BC/Abbotsford |
| 17 | Henry, Nolan | QB | 24 | *Coleman, Nick | CB | 5-11 1/2 | 195 | So./2 | Dayton, OH/Archbishop Alter |
| 18 | Pride Jr., Troy | CB | 4 | *Coney, Te'von | LB | 6-0 3/4 | 235 | So./2 | Palm Beach Gardens, FL/Palm Beach Gardens |
| 18 | Sheridan, Buster | WR | 20 | Crawford, Shaun | CB | 5-8 1/2 | 185 | So./1 | Lakewood, OH/St. Edward |
| 19 | *Yoon, Justin | K | 61 | ***Daly, Scott | LS | 6-1 1/2 | 250 | Gr./4 | Downers Grove, IL/South |
| 20 | Crawford, Shaun | CB | 97 | Dew-Treadway, Micah | DL | 6-4 | 300 | So./1 | Bolingbrook, IL/Bolingbrook |
| 21 | Elliott, Jalen | S | 95 | Dickerson, Marquis | DL | 6-1 1/2 | 285 | Sr./3 | Marianna, AR/Lee |
| 22 | Bilal, Asmar | LB | 74 | Eichenberg, Liam | OL | 6-5 3/4 | 280 | Fr./1 | Cleveland, OH/Saint Ignatius |
| 23 | **Tranquill, Drue | S | 21 | Elliott, Jalen | S | 5-11 3/4 | 195 | Fr./1 | Richmond, VA/Lloyd C. Bird |
| 24 | *Coleman, Nick | CB | 54 | Feist, Lincoln | DL | 6-1 3/4 | 315 | So./2 | Rapid City, SD/St. Thomas More |
| 24 | Assaf, Mick | WR | 28 | *Fertitta, Nicco | S | 5-8 1/4 | 185 | So./2 | Las Vegas, NV/Bishop Gorman |
| 25 | **Folston, Tarean | RB | 10 | Finke, Chris | WR | 5-9 1/4 | 180 | So./2 | Kettering, OH/Archbishop Alter |
| 26 | Webster, Austin | WR | 25 | **Folston, Tarean | RB | 5-9 1/2 | 214 | Sr./3 | Cocoa, FL/Cocoa |
| 26 | White, Ashton | CB | 35 | Hammann, Grant | WR | 5-11 3/4 | 192 | Jr./2 | Dyersville, IA/Beckman |
| 27 | Love, Julian | CB | 75 | *Harrell, Mark | OL | 6-4 | 306 | Gr./4 | Charlotte, NC/Catholic |
| 28 | *Fertitta, Nicco | S | 9 | Hayes, Daelin | DL | 6-3 1/2 | 250 | Fr./1 | Belleville, MI/Skyline |
| 28 | Ross, Austin | RB | 93 | Hayes, Jay | DL | 6-3 | 285 | Jr./2 | Brooklyn, NY/Poly Prep Country Day |
| 29 | Stepherson, Kevin | WR | 17 | Henry, Nolan | QB | 6-1 | 195 | So./2 | Vancouver, WA/Union |
| 29 | Kohler, Sam | K | 66 | Hoge, Tristen | OL | 6-4 1/4 | 310 | So./1 | Pocatello, ID/Highland |
| 30 | Barajas, Josh | LB | 15 | Holmes, Corey | WR | 6-0 1/2 | 190 | Jr./3 | Pembroke Pines, FL/St. Thomas Aquinas |
| 31 | Perry, Spencer | S | 37 | Hunter, Omar | WR | 5-9 | 195 | Sr./3 | Harlingen, TX/Harlingen |
| 32 | Morgan, D.J. | S | 16 | **Hunter Jr., Torii | WR | 6-0 | 195 | Sr./3 | Prosper, TX/Prosper |
| 33 | *Adams, Josh | RB | 49 | Hutson, Brandon | LB | 6-2 1/2 | 230 | So./2 | Battle Creek, MI/Harper Creek Community |
| 34 | Bongiovi, Jesse | CB | 10 | *Jones, Alizé | TE | 6-4 1/2 | 240 | So./2 | Las Vegas, NV/Bishop Gorman |
| 34 | Jones Jr., Tony | RB | 44 | Jones, Jamir | LB | 6-2 3/4 | 225 | Fr./1 | Rochester, NY/Aquinas Institute |
| 35 | Hammann, Grant | WR | 94 | **Jones, Jarron | DL | 6-5 1/2 | 315 | Gr./4 | Rochester, NY/Aquinas Institute |
| 35 | Vaughn, Donte | CB | 45 | Jones, Jonathan | LB | 5-11 | 220 | Fr./1 | Ocoee, FL/Oak Ridge |
| 36 | ***Luke, Cole | CB | 34 | Jones Jr., Tony | RB | 5-10 3/4 | 215 | Fr./1 | St. Petersburg, FL/IMG Academy |
| 37 | Hunter, Omar | WR | 53 | Kareem, Khalid | DL | 6-3 3/4 | 270 | Fr./1 | Pontiac, MI/Harrison |
| 37 | Regan, Robert | S | 64 | Kilander, Ryan | DL | 5-11 3/4 | 310 | Jr./2 | Rancho Santa Margarita, CA/Santa Margarita |
| 38 | McIntosh, Deon | WR/RB | 14 | *Kizer, DeShone | QB | 6-4 1/4 | 230 | Jr./2 | Toledo, OH/Central Catholic |
| 38 | Schilling, Christopher | S | 29 | Kohler, Sam | K | 6-0 | 175 | Jr./2 | Lincoln, NE/East |
| 39 | Recker, Drew | S | 78 | Kraemer, Tommy | OL | 6-4 3/4 | 315 | Fr./1 | Cincinnati, OH/Elder |
| 40 | Murphy, Kier | LB | 27 | Love, Julian | CB | 5-10 1/2 | 190 | Fr./1 | Westchester, IL/Nazareth Academy |
| 40 | Segobiano, Brett | RB | 13 | **Luatua, Tyler | TE | 6-2 1/2 | 255 | Jr./3 | Paramount, CA/La Mirada |
| 41 | Thompson, Jimmy | LB | 36 | ***Luke, Cole | CB | 5-11 | 195 | Sr./4 | Chandler, AZ/Hamilton |
| 41 | Agoro, Temitop | WR | 48 | **Martini, Greer | LB | 6-2 1/2 | 240 | Jr./3 | Cary, NC/Woodberry Forest (VA) |
| 42 | Okwara, Julian | DL | 89 | *Matuska, Jacob | TE | 6-4 1/2 | 270 | Sr./3 | Columbus, OH/Bishop Hartley |
| 42 | Riney, Jeff | K/P | 68 | **McGlinchey, Mike | OL | 6-7 1/2 | 310 | Sr./3 | Philadelphia, PA/William Penn Charter |
| 43 | Ball, Brian | WR | 62 | *McGovern, Colin | OL | 6-4 1/2 | 310 | Sr./3 | New Lenox, IL/Lincoln-Way West |
| 43 | Chererson, John | K | 38 | McIntosh, Deon | WR/RB | 5-10 3/4 | 180 | Fr./1 | Pompano Beach, FL/Cardinal Gibbons |
| 44 | Jones, Jamir | LB | 88 | McKinley, Javon | WR | 6-1 1/2 | 210 | Fr./1 | Corona, CA/Centennial |

**Notre Dame Football
Roster Information**

ALPHABETICAL

| No. | Name | Pos. | Ht. | Wt. | Cl./Elg. [^] | Hometown/High School |
|-----|-------------------------|------|----------|-----|-----------------------|--|
| 96 | Mokwuah, Pete | DL | 6-2 3/4 | 317 | Jr./2 | Staten Island, NY/St. Joseph by-the-Sea |
| 60 | Montelus, John | OL | 6-4 | 310 | Sr./3 | Everett, MA/Everett |
| 32 | Morgan, D.J. | S | 6-1 1/2 | 200 | Fr./1 | Norwalk, CA/Saint John Bosco |
| 5 | **Morgan, Nyles | LB | 6-0 3/4 | 245 | Jr./3 | Crete, IL/Crete-Monee |
| 40 | Murphy, Kier | LB | 6-0 | 230 | So./2 | Rock Island, IL/Alleman |
| 53 | *Mustipher, Sam | OL | 6-2 1/4 | 310 | Jr./2 | Olney, MD/Good Counsel |
| 56 | *Nelson, Quenton | OL | 6-4 3/4 | 325 | Jr./2 | Holmdel, NJ/Red Bank Catholic |
| 85 | *Newsome, Tyler | P/K | 6-2 1/2 | 210 | Jr./2 | Carrollton, GA/Carrollton |
| 91 | Ogundeji, Adetokunbo | DL | 6-4 | 240 | Fr./1 | West Bloomfield, MI/Walled Lake Central |
| 42 | Okwara, Julian | DL | 6-3 1/2 | 228 | Fr./1 | Charlotte, NC/Ardrey Kell |
| 17 | ***Onwualu, James | LB | 6-1 | 232 | Sr./4 | Saint Paul, MN/Cretin-Derham Hall |
| 31 | Perry, Spencer | S | 6-3 | 204 | Fr./1 | Newnan, GA/IMG Academy (FL) |
| 69 | Plantz, Logan | OL | 6-2 | 310 | So./2 | Frankfort, IL/Providence Catholic |
| 18 | Pride Jr., Troy | CB | 5-11 | 180 | Fr./1 | Greer, SC/Greer Senior |
| 39 | Recker, Drew | S | 5-11 | 205 | Sr./3 | Lindenhurst, IL/Lakes |
| 37 | Regan, Robert | S | 6-2 | 200 | So./2 | Darien, IL/Hinsdale South |
| 42 | Riney, Jeff | K/P | 5-9 3/4 | 175 | So./2 | Katy, TX/Seven Lakes |
| 90 | ***Rochell, Isaac | DL | 6-3 1/2 | 290 | Sr./4 | McDonough, GA/Eagle's Landing Christian |
| 28 | Ross, Austin | RB | 5-10 | 200 | Sr./3 | Conyers, GA/Morgan County |
| 49 | Ross, Bailey | RB | 5-10 | 200 | Sr./3 | Conyers, GA/Morgan County |
| 57 | Ruhland, Trevor | OL | 6-3 1/4 | 300 | So./1 | Cary, IL/Cary-Grove Community |
| 3 | *Sanders, C.J. | WR | 5-8 | 185 | So./2 | Granada Hills, CA/Notre Dame |
| 38 | Schilling, Christopher | S | 5-11 | 205 | Fr./1 | Overland Park, KS/St. Thomas Aquinas |
| 8 | Sebastian, Avery | S | 5-10 | 200 | 6th/4 | McDonough, GA/Eagle's Landing Christian |
| 40 | Segobiano, Brett | RB | 6-0 | 195 | Fr./1 | Bloomington, IL/Central Catholic |
| 54 | Shannon, John | LS | 6-1 3/4 | 220 | Fr./1 | Lake Forest, IL/Loyola Academy |
| 18 | Sheridan, Buster | WR | 6-3 | 205 | Sr./3 | Chicago, IL/Mount Carmel |
| 85 | Shinaver, Arion | WR | 6-1 | 170 | Fr./1 | Noblesville, IN/Guerin Catholic |
| 80 | **Smythe, Durham | TE | 6-4 1/2 | 245 | Sr./3 | Belton, TX/Belton |
| 51 | Spruell, Devyn | LB | 6-1 1/4 | 240 | So./2 | Warren, NJ/Watchung Hills |
| 6 | *St. Brown, Equanimeous | WR | 6-4 | 205 | So./2 | Anaheim, CA/Servite |
| 29 | Stepherson, Kevin | WR | 6-0 | 181 | Fr./1 | Jacksonville, FL/First Coast |
| 14 | Studstill, Devin | S | 6-0 | 198 | Fr./1 | Riviera Beach, FL/Palm Beach Gardens |
| 84 | Suttman, Ben | TE | 6-2 | 240 | Sr./3 | Kettering, OH/Archbishop Alter |
| 58 | Taylor, Elijah | DL | 6-2 3/4 | 285 | So./1 | Cincinnati, OH/Moeller |
| 41 | Thompson, Jimmy | LB | 6-0 | 215 | So./2 | Hinsdale, IL/Central |
| 77 | Tiassum, Brandon | DL | 6-3 1/2 | 302 | So./1 | Indianapolis, IN/Park Tudor |
| 99 | *Tillery, Jerry | DL | 6-6 1/2 | 310 | So./2 | Shreveport, LA/Evangel Christian Academy |
| 23 | **Tranquill, Drue | S | 6-1 1/2 | 225 | Jr./2 | Fort Wayne, IN/Carroll |
| 98 | **Trumbetti, Andrew | DL | 6-3 1/2 | 255 | Jr./3 | Demarest, NJ/Northern Valley Regional |
| 4 | VanGorder, Montgomery | QB | 6-0 1/4 | 215 | Jr./2 | Buford, GA/Buford |
| 35 | Vaughn, Donte | CB | 6-2 | 200 | Fr./1 | Memphis, TN/Whitehaven |
| 7 | *Watkins, Nick | CB | 6-0 1/4 | 200 | Jr./3 | DeSoto, TX/Bishop Dunne |
| 26 | Webster, Austin | WR | 5-11 1/4 | 195 | Jr./2 | Beverly Hills, CA/Windward |
| 82 | *Weishar, Nic | TE | 6-4 | 240 | Jr./2 | Midlothian, IL/Marist |
| 26 | White, Ashton | CB | 5-10 3/4 | 195 | So./1 | Clinton, MD/Bishop McNamara |
| 2 | *Williams, Dexter | RB | 5-10 3/4 | 210 | So./2 | Winter Garden, FL/West Orange |
| 7 | *Wimbush, Brandon | QB | 6-1 | 225 | So./2 | Teaneck, NJ/St. Peter's Prep |
| 19 | *Yoon, Justin | K | 5-9 3/4 | 190 | So./2 | Nashville, TN/Milton Academy (MA) |
| 9 | **Zaire, Malik | QB | 6-0 | 225 | Sr./3 | Kettering, OH/Archbishop Alter |

[^] Class (academic year)/Eligibility (athletic season) for the 2016 campaign

* Number of monograms earned

NUMERICAL

| No. | Name | Pos. |
|-----|----------------------|------|
| 45 | Jones, Jonathan | LB |
| 46 | *Anderson, Josh | RB |
| 48 | **Martini, Greer | LB |
| 49 | Hutson, Brandon | LB |
| 49 | Ross, Bailey | RB |
| 50 | Boudreaux, Parker | OL |
| 51 | Spruell, Devyn | LB |
| 53 | Kareem, Khalid | DL |
| 53 | *Mustipher, Sam | OL |
| 54 | Feist, Lincoln | DL |
| 54 | Shannon, John | LS |
| 55 | *Bonner, Jonathan | DL |
| 56 | *Nelson, Quenton | OL |
| 57 | Ruhland, Trevor | OL |
| 58 | Taylor, Elijah | DL |
| 60 | Montelus, John | OL |
| 61 | ***Daly, Scott | LS |
| 62 | *McGovern, Colin | OL |
| 63 | Bush, Sam | OL |
| 64 | Kilander, Ryan | DL |
| 66 | Hoge, Tristen | OL |
| 67 | Byrne, Jimmy | OL |
| 68 | **McGlinchey, Mike | OL |
| 69 | Plantz, Logan | OL |
| 70 | *Bivin, Hunter | OL |
| 71 | *Bars, Alex | OL |
| 74 | Eichenberg, Liam | OL |
| 75 | *Cage, Daniel | DL |
| 75 | *Harrell, Mark | OL |
| 77 | Tiassum, Brandon | DL |
| 78 | Kraemer, Tommy | OL |
| 80 | **Smythe, Durham | TE |
| 81 | Boykin, Miles | WR |
| 82 | *Weishar, Nic | TE |
| 83 | Claypool, Chase | WR |
| 84 | Suttman, Ben | TE |
| 85 | *Newsome, Tyler | P/K |
| 85 | Shinaver, Arion | WR |
| 87 | Centlivre, Keenan | WR |
| 88 | McKinley, Javon | WR |
| 89 | *Matuska, Jacob | TE |
| 90 | ***Rochell, Isaac | DL |
| 91 | Ogundeji, Adetokunbo | DL |
| 93 | Hayes, Jay | DL |
| 94 | **Jones, Jarron | DL |
| 95 | Dickerson, Marquis | DL |
| 96 | Mokwuah, Pete | DL |
| 97 | Dew-Treadway, Micah | DL |
| 98 | **Trumbetti, Andrew | DL |
| 99 | *Tillery, Jerry | DL |

PRONUNCIATION GUIDE

| | | | |
|----------------------------------|---|---|--|
| Assaf, Mick – Ace-saf | Fertitta, Nicco – fur-TEE-tah, KNEE-coh | Matuska, Jacob – muh-TUSK-uh | Regan, Robert – ray-gan |
| Barajas, Josh – buh-ra-haas | Finke, Chris – fink | McGlinchey, Mike – muh-GLINCH-ee | Riney, Jeff – rinny |
| Bilal, Asmar – bill-LAWL, az-MAR | Folston, Tarean – TAR-ee-an | McGovern, Colin – muh-GUV-earn | Segobiano, Brett – Say-gob-ee-an-oh |
| Bivin, Hunter – biv-in | Hammann, Grant – ham-in | Mokwuah, Peter – mock-wuh | Shinaver, Arion – Shin-uh-ver, R-E-on |
| Bongiovi, Jesse – bon-JOE-Vee | Harrell, Mark – HAIR-el | Montelus, John – MONT-uh-Iuss | St. Brown, Equanimeous – eck-wah-nihm-ee-ous |
| Centlivre, Keenan – CENT-liver | Hayes, Daelin – DAY-lun | Murphy, Kier – keer | Spruell, Devyn – spru-well |
| Cherson, John – chair-UH-son | Hoge, Tristen – hodge | Ogundeji, Adetokunbo – O-kin-dee-gee, Ah-duh- | Tiassum, Brandon – tee-ah-sum |
| Coney, Te'von – tay-von | Jones, Jarron – juh-RON | koon-bo | Weishar, Nic – wish-err |
| Feist, Lincoln – fyst | Kareem, Khalid – Kuh-lid | Onwualu, James – on-WALL-ew | Zaire, Malik – zy-EAR, muh-LEEK |

**Notre Dame Football
Two-Deep Depth Chart**

Notre Dame Offense

| | | | | | |
|----|----|------------------------|----------|-----|-------|
| WR | 6 | *Equanimeous St. Brown | 6-5 | 205 | So./2 |
| | 81 | Miles Boykin | 6-3 5/8 | 222 | So./1 |
| | 83 | Chase Claypool | 6-4 | 220 | Fr./1 |
| WR | 16 | **Torii Hunter Jr. | 6-0 | 195 | Sr./3 |
| | 3 | *C.J. Sanders | 5-8 | 185 | So./2 |
| | 10 | Chris Finke | 5-9 1/4 | 180 | So./1 |
| LT | 68 | **MIKE MCGLINCHEY | 6-7 1/2 | 310 | Sr./3 |
| | 70 | *Hunter Bivin | 6-5 1/2 | 308 | Sr./3 |
| LG | 56 | *QUENTON NELSON | 6-4 3/4 | 325 | Jr./2 |
| | 57 | Trevor Ruhland | 6-3 1/4 | 300 | So./1 |
| C | 53 | *Sam Mustipher | 6-2 1/4 | 310 | Jr./2 |
| | 75 | *Mark Harrell | 6-4 | 306 | Gr./4 |
| RG | 62 | *Colin McGovern | 6-4 1/2 | 310 | Sr./3 |
| | 66 | Tristen Hoge | 6-4 1/4 | 310 | So./1 |
| RT | 71 | *Alex Bars | 6-6 | 320 | Jr./2 |
| | 78 | Tommy Kraemer | 6-4 3/4 | 315 | Fr./1 |
| TE | 80 | **Durham Smythe | 6-4 1/2 | 245 | Sr./3 |
| | 82 | *Nic Weishar | 6-4 | 240 | Jr./2 |
| | 13 | **Tyler Luatua | 6-2 1/2 | 255 | Jr./3 |
| or | 89 | *Jacob Matuska | 6-4 1/2 | 270 | Sr./3 |
| WR | 29 | Kevin Stepherson | 6-0 | 181 | Fr./1 |
| | 15 | Corey Holmes | 6-0 1/2 | 190 | Jr./3 |
| | 81 | Miles Boykin | 6-3 5/8 | 222 | So./1 |
| QB | 14 | *DESHONE KIZER | 6-4 1/4 | 230 | Jr./2 |
| | 9 | **Malik Zaire | 6-0 | 225 | Sr./3 |
| | 7 | *Brandon Wimbush | 6-1 | 225 | So./2 |
| RB | 33 | *Josh Adams | 6-1 5/8 | 220 | So./2 |
| | 25 | **Tarean Folston | 5-9 1/2 | 214 | Sr./3 |
| or | 2 | *Dexter Williams | 5-10 3/4 | 210 | So./2 |

Notre Dame Special Teams

| | | | | | |
|----|----|----------------|---------|-----|-------|
| KO | 19 | *Justin Yoon | 5-9 3/4 | 190 | So./2 |
| | 43 | John Chereson | 5-9 | 178 | Sr./3 |
| PK | 19 | *Justin Yoon | 5-9 3/4 | 190 | So./2 |
| | 85 | *Tyler Newsome | 6-2 1/2 | 210 | Jr./2 |
| P | 85 | *Tyler Newsome | 6-2 1/2 | 210 | Jr./2 |
| | 42 | Jeff Riney | 5-9 3/4 | 175 | So./2 |
| LS | 61 | ***Scott Daly | 6-1 1/2 | 250 | Gr./4 |
| | 54 | John Shannon | 6-1 3/4 | 220 | Fr./1 |

Notre Dame Defense

| | | | | | |
|----|----|--------------------|----------|-----|-------|
| DL | 98 | **Andrew Trumbetti | 6-3 1/2 | 255 | Jr./3 |
| | 9 | Daelin Hayes | 6-3 1/2 | 250 | Fr./1 |
| or | 93 | Jay Hayes | 6-3 | 285 | Jr./2 |
| DL | 75 | *DANIEL CAGE | 6-0 3/4 | 315 | Jr./3 |
| or | 94 | **Jarron Jones | 6-5 1/2 | 315 | Gr./4 |
| | 96 | Pete Mokwuah | 6-2 3/4 | 317 | Jr./2 |
| DL | 99 | *Jerry Tillery | 6-6 1/2 | 310 | So./2 |
| | 58 | Elijah Taylor | 6-2 3/4 | 285 | So./1 |
| | 53 | Khalid Kareem | 6-3 3/4 | 270 | Fr./1 |
| DL | 90 | ***ISAAC ROCHELL | 6-3 1/2 | 290 | Sr./4 |
| | 55 | *Jonathan Bonner | 6-3 | 286 | Jr./2 |
| | 42 | Julian Okwara | 6-3 1/2 | 228 | Fr./1 |
| LB | 5 | **Nyles Morgan | 6-0 3/4 | 245 | Jr./3 |
| | 48 | **Greer Martini | 6-2 1/2 | 240 | Jr./3 |
| LB | 17 | ***JAMES ONWUALU | 6-1 | 232 | Sr./4 |
| | 44 | Jamir Jones | 6-2 1/2 | 225 | Fr./1 |
| LB | 4 | *Te'von Coney | 6-1 | 235 | So./2 |
| | 22 | Asmar Bilal | 6-2 | 230 | So./1 |
| CB | 27 | Julian Love | 5-10 1/2 | 190 | Fr./1 |
| | 35 | Donte Vaughn | 6-2 | 200 | Fr./1 |
| | 26 | Ashton White | 5-10 3/4 | 195 | So./1 |
| S | 23 | **Drue Tranquill | 6-1 1/2 | 225 | Jr./2 |
| | 21 | Jalen Elliott | 5-11 3/4 | 195 | Fr./1 |
| | 31 | Spencer Perry | 6-3 | 204 | Fr./1 |
| S | 14 | Devin Studstill | 6-0 | 198 | Fr./1 |
| | 28 | *Nicco Fertitta | 5-8 1/4 | 185 | So./2 |
| | 8 | Avery Sebastian | 5-10 | 200 | 6th/4 |
| CB | 36 | ***COLE LUKE | 5-11 | 195 | Sr./4 |
| | 18 | Troy Pride Jr. | 5-11 | 180 | Fr./1 |
| | 24 | *Nick Coleman | 5-11 1/2 | 195 | So./2 |

Notre Dame Special Teams

| | | | | | |
|-----|----|----------------------|---------|-----|-------|
| HLD | 4 | Montgomery VanGorder | 6-0 1/4 | 215 | Jr./2 |
| | 14 | DeShone Kizer | 6-4 1/4 | 230 | Jr./2 |
| PR | 10 | Chris Finke | 5-9 1/4 | 180 | So./1 |
| | 3 | *C.J. Sanders | 5-8 | 185 | So./2 |
| KR | 3 | *C.J. Sanders | 5-8 | 185 | So./2 |
| | 10 | Chris Finke | 5-9 1/4 | 180 | So./1 |

Class (academic year)/Eligibility (athletic season)

* Number of monograms earned

ALL CAPS - returning starter from 2015

Positions with "or" are listed alphabetically

The Last Time

NOTRE DAME

Rushing

| | |
|--|--|
| Had 400 or more yards: | vs. Massachusetts, 2015 (457) |
| Had 300 or more yards: | vs. Miami (Fla.), 2012 (376) |
| Had 70 or more rushing attempts: | vs. Michigan State, 1991 (76) |
| Had 60 or more rushing attempts: | vs. Navy, 2007 (63) |
| Had 50 or more rushing attempts: | vs. Massachusetts, 2015 (51) |
| Had eight or more rush TDs: | vs. Pittsburgh, 1965 (9) |
| Had seven rush TDs: | vs. Navy, 2011 (7) |
| Had six rush TDs: | vs. Massachusetts, 2015 (6) |
| Had five rush TDs: | vs. Miami (Fla.), 2012 (5) |
| Had four rush TDs: | vs. Navy, 2015 (4) |
| Had two players with 100 rush yards in a game: | at Stanford, 2015 (Josh Adams 168, DeShone Kizer 128) |

Passing

| | |
|---------------------------------------|------------------------------|
| Had 500 or more yards: | at USC, 1970 (526) |
| Had 400-499 yards: | vs. Syracuse, 2016 (471) |
| Had 300-399 yards: | vs. Duke, 2016 (381) |
| Had 50 or more pass attempts: | at Florida State, 2014 (52) |
| Had 40-49 pass attempts: | vs. Northwestern, 2014 (40) |
| Had 30-39 pass attempts: | vs. Miami, Fla., 2016 (38) |
| Had 35-39 pass completions: | at Clemson, 2015 (35) |
| Had 30-34 pass completions: | at Florida State, 2014 (31) |
| Had 25-29 pass completions: | vs. Miami, Fla., 2016 (25) |
| Had six or more passing TDs: | vs. BYU, 2005 (6) |
| Had five or more passing TDs: | at Texas, 2016 (5) |
| Had four or more passing TDs: | vs. Syracuse, 2014 (4) |
| Had three or more passing TDs: | vs. Navy, 2016 (3) |
| Had five or more passes intercepted: | vs. USC, 1967 (7) |
| Had four or more passes intercepted: | at Arizona State, 2014 (4) |
| Had three or more passes intercepted: | vs. Boston College, 2015 (3) |

Receiving

| | |
|---|---|
| Had two players with 100 receiving yards in a game: | vs. Boston College, 2015 (Chris Brown - 104, Amir Carlisle - 101) |
| Had a player with over 150 receiving yards in a game: | vs. Syracuse, 2016 (Equanimeous St. Brown - 182) |
| Had two players with 10 catches in a game: | vs. BYU, 2005 (Maurice Stovall - 14, Jeff Samardzija - 10) |

Combination Offense

| | |
|---|---|
| Had a 400-yard passer and 100-yard rusher in a game: | vs. Syracuse, 2016 (DeShone Kizer - 471, Josh Adams - 102) |
| Had a 300-yard passer and 100-yard rusher in a game: | vs. Syracuse, 2016 (DeShone Kizer - 471, Josh Adams - 102) |
| Had a 400-yard passer and 100-yard receiver in a game: | vs. Syracuse, 2016 (DeShone Kizer - 471, Equanimeous St. Brown - 182) |
| Had a 300-yard passer and 100-yard receiver in a game: | vs. Syracuse, 2016 (DeShone Kizer - 471, Equanimeous St. Brown - 182) |
| Had a 400-yard passer, 100-yard rusher and 100-yard receiver in a game: | vs. Syracuse, 2016 (DeShone Kizer - 471, Josh Adams - 102, Equanimeous St. Brown - 182) |
| Had a 300-yard passer, 100-yard rusher and 100-yard receiver in a game: | vs. Syracuse, 2016 (DeShone Kizer - 471, Josh Adams - 102, Equanimeous St. Brown - 182) |
| Had a 200-yard passer, 100-yard rusher and 100-yard receiver in a game: | vs. Syracuse, 2016 (DeShone Kizer - 471, Josh Adams - 102, Equanimeous St. Brown - 182) |
| Had a 400-yard passer and 100-yard rusher in a game: | vs. Syracuse, 2016 (DeShone Kizer - 471, Josh Adams - 102) |
| Had a 300-yard passer and 100-yard rusher in a game: | vs. Syracuse, 2016 (DeShone Kizer - 471, Josh Adams - 102) |
| Had a 200-yard passer and 100-yard rusher in a game: | vs. Syracuse, 2016 (DeShone Kizer - 471, Josh Adams - 102) |
| Had a 100-yard receiver and 100-yard rusher in a game: | vs. Syracuse, 2016 (Equanimeous St. Brown - 182, Josh Adams - 102) |

Total Offense

| | |
|--------------------------------------|-----------------------------|
| Had 600 or more yards total offense: | vs. Syracuse, 2016 (654) |
| Had 500-599 yards total offense: | vs. Duke, 2016 (534) |
| Had 400-499 yards total offense: | vs. Miami, Fla., 2016 (411) |
| Had 100 or more plays total offense: | vs. Pittsburgh, 2012 (104) |

| | |
|--------------------------------|-----------------------------|
| Had 85-99 plays total offense: | at Florida State, 2014 (87) |
| Had 75-84 plays total offense: | at Texas, 2016 (76) |

Scoring

| | |
|--|--|
| Scored 60 or more points: | vs. Massachusetts, 2015 (62) |
| Scored 50-59 points: | vs. Syracuse, 2016 (50) |
| Scored 40-49 points: | at Texas, 2016 (47) |
| Scored 30-39 points: | vs. Miami, Fla., 2016 (30) |
| Scored a two-point conversion: | at Virginia, 2015 |
| Allowed 60 or more points: | Never |
| Allowed 50-59 points: | at Texas, 2016 (50) |
| Allowed 40-49 points: | vs. Ohio State, 2015 (44) |
| Allowed 30-39 points: | vs. Syracuse, 2016 (33) |
| Was held scoreless: | at Boston College, 2008 (17-0) |
| Was held scoreless at home: | USC, 2007 (38-0) |
| Was held scoreless on the road: | at Boston College, 2008 (17-0) |
| Was held without offensive touchdown: | at NC State, 2016 (10-3) |
| Was held without offensive touchdown on the road: | at NC State, 2016 (10-3) |
| Was held without offensive touchdown at home: | vs. USC, 2007 (38-0) |
| Held opponent scoreless: | vs. Michigan, 2014 (31-0) |
| Held opponent scoreless at home: | vs. Michigan, 2014 (31-0) |
| Held opponent scoreless on the road: | at Purdue, 1993 (17-0) |
| Held opponent without offensive touchdown: | at NC State, 2016 (10-3) |
| Held opponent without offensive touchdown on the road: | at NC State, 2016 (10-3) |
| Held opponent without offensive touchdown at home: | vs. Texas, 2015 (38-3) |
| Held opponent scoreless at neutral site: | vs. Maryland (Giants Stadium - East Rutherford, NJ), 2002 (22-0) |
| Held two or more opponents scoreless in a season: | 2002 vs. Maryland (22-0) vs. Rutgers (42-0) |
| Held three or more opponents scoreless in a season: | 1976 vs. Purdue (23-0) at Northwestern (49-0), vs. Oregon (41-0) |
| Held four or more opponents scoreless in a season: | 1966 vs. Army (35-0) vs. North Carolina (32-0), at Oklahoma (38-0), vs. Pittsburgh (40-0) vs. Duke (64-0), at USC (51-0) |
| Held five or more opponents scoreless in a season: | 1966 vs. Army (35-0) vs. North Carolina (32-0), at Oklahoma (38-0), vs. Pittsburgh (40-0) vs. Duke (64-0), at USC (51-0) |
| Held six or more opponents scoreless in a season: | 1966 vs. Army (35-0) vs. North Carolina (32-0), at Oklahoma (38-0), vs. Pittsburgh (40-0) vs. Duke (64-0), at USC (51-0) |
| Had multiple players with multiple TDs in a game: | vs. Texas, 2015 (Josh Adams - 2, Will Fuller - 2) |

Turnovers

| | |
|---|---|
| Did not commit a turnover: | vs. Navy, 2016 |
| Committed six or more turnovers: | vs. Navy, 1984 (6) |
| Committed five turnovers: | vs. Boston College, 2015 (5) |
| Lost four or more fumbles: | vs. Michigan State, 1999 (4) |
| Lost three fumbles: | at Clemson, 2015 (3) |
| Recorded six or more takeaways: | vs. Michigan, 2012 (6) |
| Recorded five takeaways: | vs. Boston College, 2009 (5) |
| Returned two or more interceptions for TDs: | vs. Stanford, 2002 (2) (Shane Walton - 18 yards, Courtney Watson - 34 yards) |
| Returned an interception for a TD: | vs. Wake Forest, 2015 (1) (Andrew Trumbetti - 28 yards) |
| Returned a fumble for a TD: | vs. Northwestern, 2012 (1) (Austin Collinsworth - 32 yards) |

Defense

| | |
|--|--|
| Held opponent 50 or fewer rushing yards: | vs. Miami, Fla., 2016 (18) |
| Held opponent to 100 or fewer passing yards: | vs. Navy, 2016 (48) |
| Held opponent to 101-200 passing yards: | vs. Stanford, 2016 (120) |
| Held opponent to 201-300 yards total offense: | vs. Stanford, 2016 (296) |
| Held opponent to 200 or fewer yards total offense: | at NC State, 2016 (198) |
| Intercepted five or more passes: | vs. Michigan, 2012 (5) |
| Intercepted four passes: | vs. Rutgers (Pinstripe Bowl), 2013 (4) |
| Intercepted three passes: | vs. Michigan, 2014 (3) |
| Forced five or more fumbles: | vs. Washington, 2004 (5) |
| Forced four fumbles: | at UCLA, 2007 (4) |
| Forced three fumbles: | at NC State, 2016 (3) |

The Last Time

| | |
|---|--------------------------------------|
| Scored a safety: | vs. Nevada, 2016 |
| Recorded nine or more sacks: | vs. Rutgers, 1996 (9) |
| Recorded eight sacks: | vs. Hawai'i (Hawai'i Bowl), 2008 (8) |
| Recorded seven sacks: | at Stanford, 2005 (7) |
| Recorded six sacks: | vs. Arizona State, 2013 (6) |
| Recorded five sacks: | vs. Miami, Fla., 2016 (5) |
| Held opponent to 10 or fewer first downs: | vs. Texas, 2015 (8) |

Special Teams

| | |
|---|--|
| Returned a punt for a TD: | vs. Massachusetts, 2015 (C.J. Sanders, 50 yards) |
| Returned a blocked punt for a TD: | vs. USC, 2015 (Amir Carlisle, 5 yards) |
| Returned a kickoff for a TD: | vs. Syracuse, 2016 (C.J. Sanders, 93 yards) |
| Returned a blocked FG for a TD: | at Air Force, 2006 (Terrail Lambert, 76 yards) |
| Blocked a punt: | vs. USC, 2015 (Equinameous St. Brown) |
| Punted 10 or more times: | USC, 2007 (10) |
| Did not punt: | vs. Navy, 2013 |
| Blocked a field goal: | vs. LSU (Music City Bowl), 2014 (Isaac Rochell) |
| Had a field goal blocked: | at Texas, 2016 |
| Blocked a PAT kick: | vs. Syracuse, 2016 (Jarron Jones) |
| Scored on a blocked PAT attempt: | vs. Syracuse, 2016 (Cole Luke) |
| Missed a kicking PAT: | vs. Nevada, 2016 |
| Had a kicking PAT blocked: | vs. Northwestern, 2014 |
| Opponent scored on a blocked PAT attempt: | vs. Northwestern, 2014 |
| Had a punt blocked: | vs. Miami, Fla., 2016 |

Miscellaneous

| | |
|--|------------------------------------|
| Had 30 or more first downs: | vs. Massachusetts, 2015 (30) |
| Had 25-29 first downs: | vs. Syracuse, 2016 (25) |
| Had 20-24 first downs: | vs. Navy, 2016 (21) |
| Was not penalized: | at LSU, 1997 |
| Had 10 or more penalties: | North Carolina, 2014 (10) |
| Had 120 or more yards in penalties: | at Rutgers, 2000 (120) |
| Had 40 minutes or more of possession time: | vs. Washington State, 2009 (40:54) |
| Had 35-40 minutes of possession time: | vs. Texas, 2015 (39:10) |
| Was involved in a tie game: | at USC, 1994 (17-17) |
| Was involved in an overtime game: | at Texas, 2016 (47-50) |
| Was involved in a double overtime game: | at Texas, 2016 (47-50) |
| Was involved in a triple overtime game: | vs. Pittsburgh, 2012 (29-26) |
| Was involved in a quadruple overtime game: | vs. Pittsburgh, 2008 (33-36) |

A NOTRE DAME PLAYER

Rushing

| | |
|---|---|
| Rushed for 250-299 yards: | Julius Jones at Pittsburgh, 2003 (262) |
| Rushed for 200-249 yards: | Julius Jones at Stanford, 2003 (218) |
| Rushed for 175-199 yards: | C.J. Prosise vs. Georgia Tech, 2015 (198) |
| Rushed for 150-174 yards: | Josh Adams at Stanford, 2015 (168) |
| Rushed for 125-149 yards: | DeShone Kizer at Stanford, 2015 (128) |
| Rushed for 100-124 yards: | Josh Adams vs. Syracuse, 2016 (102) |
| Quarterback rushed for 100 or more yards: | DeShone Kizer at Stanford, 2015 (128) |
| Rushed 40 or more times: | Allen Pinkett at LSU, 1984 (40) |
| Rushed 35-39 times: | Julius Jones vs. BYU, 2003 (35) |
| Rushed 30-34 times: | James Aldridge vs. Navy, 2007 (32) |
| Rushed 25-29 times: | Cierre Wood vs. Boston College, 2011 (26) |
| Rushed for four or more TDs: | Emmett Mosley vs. Navy, 1994 (4) |
| Rushed for three TDs: | C.J. Prosise vs. Navy, 2015 (3) |
| Rushed for two TDs: | DeShone Kizer vs. Michigan State, 2016 (2) |
| Had a run of 90 yards or more: | Josh Adams vs. Wake Forest, 2015 (98) |
| Had a run of 80-89 yards: | Robert Farmer vs. Boston College, 1996 (91) |
| Had a run of 70-79 yards: | DeShone Kizer at Temple, 2015 (79) |
| Had a run of 60-69 yards: | Josh Adams at Stanford, 2015 (62) |
| Had a run of 50-59 yards: | Dexter Williams vs. Syracuse, 2016 (59) |

Passing

| | |
|-------------------------------|--|
| Passed for 500 or more yards: | Joe Theismann at USC, 1970 (526) |
| Passed for 400-499 yards: | DeShone Kizer vs. Syracuse, 2016 (471) |
| Passed for 300-399 yards: | DeShone Kizer vs. Duke, 2016 (381) |
| Attempted 50 or more passes: | Everett Golson at Florida State, 2014 (52) |
| Attempted 40-49 passes: | Everett Golson vs. Northwestern, 2014 (40) |
| Attempted 30-39 passes: | DeShone Kizer vs. Miami, Fla., 2016 (38) |
| Completed 30 or more passes: | Everett Golson at Florida State, 2014 (31) |

| | |
|---------------------------------------|---|
| Completed 20-29 passes: | DeShone Kizer vs. Miami, Fla., 2016 (25) |
| Threw six TDs: | Brady Quinn vs. BYU, 2005 (6) |
| Threw five or more TDs: | DeShone Kizer at Texas, 2016 (5) |
| Threw four or more TDs: | Everett Golson vs. Syracuse, 2014 (4) |
| Threw three or more TDs: | DeShone Kizer vs. Navy, 2016 (3) |
| Threw five or more interceptions: | Terry Hanratty vs. USC, 1967 (5) |
| Threw four interceptions: | Everett Golson at Arizona State, 2014 (4) |
| Threw three interceptions: | Tommy Rees vs. Boston College, 2015 (3) |
| Completed a pass of 90 yards or more: | Dayne Crist vs. Michigan, 2010 (95) |
| Completed a pass of 80-89 yards: | DeShone Kizer vs. Ohio State (Fiesta Bowl), 2015 (81) |
| Completed a pass of 70-79 yards: | DeShone Kizer vs. Syracuse, 2016 (79) |
| Completed a pass of 60-69 yards: | DeShone Kizer vs. Syracuse, 2016 (67) |
| Completed a pass of 50-59 yards: | DeShone Kizer vs. Miami, Fla., 2016 (53) |

Receiving

| | |
|----------------------------------|--|
| Caught 15 or more passes: | Never |
| Caught 10-14 passes: | Michael Floyd vs. Boston College, 2011 (10) |
| Caught seven to nine passes: | Torii Hunter Jr. vs. Navy, 2016 (8) |
| Had 200 or more yards receiving: | Golden Tate at Stanford, 2009 (201) |
| Had 175-199 yards receiving: | Equanimeous St. Brown vs. Syracuse, 2016 (182) |
| Had 150-174 yards receiving: | Will Fuller at Pittsburgh, 2015 (152) |
| Had 100-149 yards receiving: | Torii Hunter Jr. vs. Navy, 2016 (104) |
| Caught four or more TDs: | Maurice Stovall vs. BYU, 2005 (4) |
| Caught three TDs: | Will Fuller at Pittsburgh, 2015 (3) |
| Caught two TDs: | Equanimeous St. Brown vs. Syracuse, 2016 (2) |

Total Offense

| | |
|---|--|
| Had 500 or more yards total offense: | Joe Theismann at USC, 1970 (512) |
| Had 400-499 yards total offense: | DeShone Kizer vs. Syracuse, 2016 (472) |
| Had 100 yards both passing and rushing: | DeShone Kizer at Stanford, 2015 (234 passing, 128 rushing) |

Scoring

| | |
|---------------------------------------|---|
| Accounted for six or more touchdowns: | DeShone Kizer at Texas, 2016 (1 rushing, 5 passing) |
| Accounted for five touchdowns: | Everett Golson vs. Rice, 2014 (3 rushing, 2 passing) |
| Accounted for four touchdowns: | DeShone Kizer vs. Syracuse, 2016 (1 rushing, 3 passing) |
| Accounted for three touchdowns: | DeShone Kizer vs. Navy, 2016 (0 rushing, 3 passing) |

Defense

| | |
|-----------------------------------|---|
| Intercepted three or more passes: | Harrison Smith vs. Miami (Fla.), 2010 (3) |
| Intercepted two passes: | Cole Luke vs. Stanford, 2014 (2) |
| Recovered three or more fumbles: | Never |
| Forced two fumbles: | Maurice Crum, Jr. at UCLA, 2007 (2) |
| Recovered two fumbles: | Brian Smith vs. Michigan, 2008 (2) |
| Recorded 20 or more tackles: | Manti Te'o vs. Stanford, 2010 (21) |
| Recorded 15-20 tackles: | Dan Fox at Stanford, 2013 (15) |
| Recorded 10-14 tackles: | Greer Martini vs. Navy, 2016 (11) |
| Recorded 10-14 tackles: | Nyles Morgan vs. Navy, 2016 (11) |
| Recorded 4.0 or more sacks: | Victor Abiamiri at Stanford, 2005 (4.0) |
| Recorded 3.0-3.5 sacks: | Romeo Okwara vs. Wake Forest, 2015 (3.0) |
| Recorded 2.0-2.5 sacks: | Nyles Morgan vs. Miami, Fla., 2016 (2.0) |

Special Teams

| | |
|---|--|
| Scored 17 or more points kicking: | Kyle Brindza vs. Rutgers (Pinstripe Bowl), 2013 (17) |
| Scored 15-16 points kicking: | Kyle Brindza at USC, 2012 (16) |
| Scored 10-14 points kicking: | Justin Yoon vs. Miami, Fla., 2016 (12) |
| Kicked five or more field goals: | Kyle Brindza vs. Rutgers (Pinstripe Bowl), 2013 (5) |
| Kicked four field goals: | Brandon Walker vs. Pittsburgh, 2008 (4) |
| Kicked two field goals of 50 or more yards: | Never |
| Kicked a field goal of 50 or more yards: | Justin Yoon vs. Navy, 2015 (52) |
| Kicked a punt 70 or more yards: | Tyler Newsome vs. Michigan State, 2016 (71) |
| Kicked a punt 60-69 yards: | Tyler Newsome at NC State, 2016 (69) |
| Punted 10 or more times: | Geoff Price vs. USC, 2007 (10) |
| Totalled 175 or more kickoff return yards: | C.J. Sanders at Stanford, 2015 (182) |
| Totalled 100 or more punt return yards: | Golden Tate at Pittsburgh, 2009 (101) |

AN OPPOSING TEAM

Rushing

| | |
|------------------------|------------------------|
| Had 400 or more yards: | Pittsburgh, 1975 (411) |
| Had 300-399 yards: | Navy, 2016 (320) |

The Last Time

| | |
|--|---|
| Had 200-299 yards: | Duke, 2016 (208) |
| Had 50 or more rushing attempts: | vs. Navy, 2016 (56) |
| Had five or more rush TDs: | Texas, 2016 (5) |
| Had four rush TDs: | vs. Navy, 2016 (4) |
| Had two or more players with 100 rush yards in a game: | BYU, 2013 (Taysom Hill - 101, Paul Lasike - 101) |

Passing

| | |
|----------------------------------|------------------------|
| Had 400 or more yards: | USC, 2015 (440) |
| Had 300-399 yards: | Syracuse, 2016 (363) |
| Had 60 or more pass attempts: | Tennessee, 1990 (60) |
| Had 50-59 pass attempts: | Syracuse, 2016 (51) |
| Had 40-49 pass attempts: | Miami, Fla., 2016 (42) |
| Had 30 or more pass completions: | Syracuse, 2016 (31) |
| Had five or more passing TDs: | USC, 2014 (6) |
| Had four passing TDs: | Stanford, 2015 (4) |
| Had three passing TDs: | Duke, 2016 (3) |

Receiving

| | |
|---|---|
| Had two players with 100 receiving yards in a game: | USC, 2009 (Anthony McCoy 153, Damien Williams 108) |
|---|---|

Total Offense

| | |
|--------------------------------------|------------------------------------|
| Had 600 or more yards total offense: | Ohio State, 2006 Fiesta Bowl (617) |
| Had 500-599 yards total offense: | Michigan State, 2016 (501) |
| Had 400-499 yards total offense: | Syracuse, 2016 (489) |
| Had 90 or more plays: | USC, 2014 (93) |
| Had 80-89 plays: | Syracuse, 2016 (88) |
| Had 75-79 plays: | Miami, Fla., 2016 (77) |

Scoring

| | |
|--------------------------------|-------------------------------------|
| Scored 60 or more points: | Never |
| Scored 50-59 points: | Texas, 2016 (50) |
| Scored 40-49 points: | Ohio State (Fiesta Bowl), 2015 (44) |
| Scored 30-39 points: | Syracuse, 2016 (33) |
| Scored a two-point conversion: | Georgia Tech, 2015 |

Turnovers

| | |
|------------------------------------|--|
| Did not commit a turnover: | Navy, 2016 |
| Had three or more fumbles lost: | Navy, 2012 (3) |
| Intercepted five or more passes: | USC, 1967 (7) |
| Intercepted four passes: | Arizona State, 2014 (4) |
| Intercepted three passes: | Boston College, 2015 |
| Returned an interception for a TD: | Stanford, 2016 (Quenton Meeks - 50 yards) |
| Returned a fumble for a TD: | Miami, Fla., 2016 (Michael Jackson - 0 yards) |

Defense

| | |
|--|--------------------------|
| Held ND to 10 or fewer first downs: | at NC State, 2016 (10) |
| Scored a safety: | Stanford, 2016 |
| Held ND to 50 or fewer rushing yards: | Arizona State, 2014 (41) |
| Held ND to 101-200 passing yards: | Stanford, 2016 (154) |
| Held ND to 100 or fewer passing yards: | at NC State, 2016 (54) |
| Held ND to 201-300 yards total offense: | Wake Forest, 2015 (282) |
| Held ND to 200 or fewer yards total offense: | at NC State, 2016 (113) |

Special Teams

| | |
|-----------------------------------|---|
| Returned a punt for a TD: | Tulsa, 2010 (Damaris Johnson - 59 yards) |
| Returned a blocked punt for a TD: | Michigan State, 2004 (Jerramy Scott - 0 yards) |
| Returned a kickoff for a TD: | Duke, 2016 (Shaun Wilson - 96 yards) |
| Punted 10 or more times: | Boston College, 2010 (11) |
| Did not punt: | Navy, 2016 |
| Missed a kicking PAT: | Massachusetts, 2015 |

Miscellaneous

| | |
|-----------------------------|------------------------|
| Had 30 or more first downs: | USC, 2014 (35) |
| Had 20-29 first downs: | Navy, 2016 (21) |
| Had 10 or more penalties: | Miami, Fla., 2016 (10) |

| | |
|--|--|
| Had 100 or more yards in penalties: | Texas, 2016 (104) |
| Had 35 minutes or more of possession time: | Michigan State, 2016 (37:57) |
| Had one 100-yard receiver and one 100-yard rusher: | Texas, 2016 (Jela Duncan, 121 rushing; Anthony Nash, 123 receiving) |

AN OPPOSING PLAYER

Rushing

| | |
|--------------------------------|---|
| Rushed for 300 or more yards: | Tony Dorsett, Pittsburgh, 1975 (303) |
| Rushed for 200-299 yards: | Alexander Teich, Navy, 2010 (210) |
| Rushed for 150-199 yards: | Will Worth, Navy, 2016 (175) |
| Rushed for 100-149 yards: | Bryce Love, Stanford, 2016 (130) |
| Rushed 40 or more times: | Craig Heyward, Pittsburgh, 1987 (42) |
| Rushed 30-39 times: | Tyler Gaffney, Stanford, 2013 (33) |
| Rushed 25-29 times: | Will Worth, Navy, 2016 (28) |
| Rushed for five or more TDs: | Walter Reyes, Syracuse, 2003 (5) |
| Rushed for four TDs: | Ezekiel Elliott, Ohio State (Fiesta Bowl), 2015 (4) |
| Rushed for three TDs: | Tyrone Swoopes, Texas, 2016 (3) |
| Rushed for two TDs: | Will Worth, Navy, 2016 (2) |
| Had a run of 80 yards or more: | Jeff Smith, Boston College, 2015 (80) |
| Had a run of 70-79 yards: | Gerald Holmes, Michigan State, 2016 (73) |
| Had a run of 60-69 yards: | Will Worth, Navy, 2016 (60) |
| Had a run of 50-59 yards: | Keenan Reynolds, Navy, 2015 (51) |

Passing

| | |
|---------------------------------------|--------------------------------------|
| Passed for 500 or more yards: | Never |
| Passed for 400-499 yards: | Matt Leinart, USC, 2004 (400) |
| Passed for 300-399 yards: | Eric Dungey, Syracuse, 2016 (363) |
| Attempted 60 or more passes: | Andy Kelly, Tennessee, 1990 (60) |
| Attempted 50-59 passes: | Eric Dungey, Syracuse, 2016 (51) |
| Attempted 40-49 passes: | Brad Kaaya, Miami, Fla., 2016 (42) |
| Completed 30 or more passes: | Eric Dungey, Syracuse, 2016 (31) |
| Completed 20-29 passes: | Brad Kaaya, Miami, Fla., 2016 (26) |
| Threw six or more TDs: | Cody Kessler, USC, 2014 (6) |
| Threw five TDs: | Matt Leinart, USC, 2004 (5) |
| Threw four TDs: | Kevin Hogan, Stanford, 2015 (4) |
| Threw three TDs: | Daniel Jones, Duke, 2016 (3) |
| Completed a pass of 90 yards or more: | Kyle Orton, Purdue, 2004 (97) |
| Completed a pass of 80-89 yards: | Cody Kessler, USC, 2015 (83) |
| Completed a pass of 70-79 yards: | Eric Dungey, Syracuse, 2016 (72) |
| Completed a pass of 60-69 yards: | Daniel Jones, Duke, 2016 (64) |
| Completed a pass of 50-59 yards: | John Wolford, Wake Forest, 2015 (52) |

Receiving

| | |
|----------------------------------|--------------------------------------|
| Caught 15 or more passes: | Jalen Saunders, Oklahoma, 2012 (15) |
| Caught 10-14 passes: | Canaan Severin, Virginia, 2015 (11) |
| Caught seven to nine passes: | Stacey Coley, Miami, Fla., 2016 (7) |
| Had 200 or more yards receiving: | Selwyn Lymon, Purdue, 2006 (238) |
| Had 150-199 yards receiving: | Canaan Severin, Virginia, 2015 (153) |
| Had 100-149 yards receiving: | Amba Etta-Tawo, Syracuse, 2016 (134) |
| Caught three or more TD passes: | Jeremy Gallon, Michigan, 2013 (3) |
| Caught two TD passes: | Anthony Nash, Duke, 2016 (2) |

Scoring

| | |
|---------------------------------------|--|
| Accounted for six or more touchdowns: | Cody Kessler, USC, 2014 (6 passing, 0 rushing) |
| Accounted for five touchdowns: | Eric Dungey, Syracuse, 2016 (2 passing, 3 rushing) |
| Accounted for four touchdowns: | Kevin Hogan, Stanford, 2015 (4 passing, 0 rushing) |
| Accounted for three touchdowns: | Daniel Jones, Duke, 2016 (3 passing, 0 rushing) |

Defense

| | |
|-----------------------------------|--|
| Intercepted three or more passes: | Rod Johnson, North Carolina State, 2003 (3) |
| Intercepted two passes: | Justin Simmons, Boston College, 2015 (2) |
| Recorded three or more sacks: | Bradley Chubb, NC State, 2016 (3.0) |
| Recorded two sacks: | Darron Lee, Ohio State (Fiesta Bowl), 2015 (2.0) |

Special Teams

| | |
|---|---------------------------------------|
| Kicked four or more field goals: | Jack Mitchell, Northwestern, 2014 (4) |
| Kicked a field goal 50 or more yards: | Matt Payne, BYU, 2004 (53) |
| Kicked a punt of 65 or more yards: | Jared Armstrong, Purdue, 2006 (69) |
| Totalled 100 or more kick return yards: | Shaun Wilson, Duke, 2016 (163) |

Turnovers Result

| NOTRE DAME | | | | | OPPONENTS | | | | |
|----------------|----------|----------|-----------|----------------|----------------|----------|----------|-----------|---------------|
| GAME | FUM | INT | TOTAL | OPP POINTS OFF | GAME | FUM | INT | TOTAL | ND POINTS OFF |
| at Texas | 0 | 0 | 0 | 0 | at Texas | 0 | 1 | 1 | 7 |
| Nevada | 0 | 1 | 1 | 0 | Nevada | 0 | 1 | 1 | 7 |
| Michigan State | 2 | 1 | 3 | 15 | Michigan State | 0 | 1 | 1 | 0 |
| Duke | 2 | 1 | 3 | 10 | Duke | 0 | 1 | 1 | 0 |
| vs. Syracuse | 0 | 0 | 0 | 0 | vs. Syracuse | 0 | 0 | 0 | 0 |
| at NC State | 2 | 1 | 3 | 0 | at NC State | 2 | 0 | 2 | 0 |
| Stanford | 0 | 2 | 2 | 7 | Stanford | 2 | 1 | 3 | 7 |
| Miami | 2 | 0 | 2 | 14 | Miami | 0 | 1 | 1 | 7 |
| vs. Navy | 0 | 0 | 0 | 0 | vs. Navy | 0 | 0 | 0 | 0 |
| vs. Army | | | | | vs. Army | | | | |
| Virginia Tech | | | | | Virginia Tech | | | | |
| at USC | | | | | at USC | | | | |
| TOTALS | 8 | 6 | 14 | 46 | TOTALS | 4 | 6 | 10 | 28 |

Drive Charts

| NOTRE DAME | | | | | | | | OPPONENTS | | | | | | | |
|----------------|------------|-----------|--------------|-----------|--------------|-----------|--------------|----------------|------------|-----------|--------------|-----------|--------------|-----------|--------------|
| GAME | NO. | 3&OUT | PCT. | SCORE | PCT. | TD | PCT. | GAME | NO. | 3&OUT | PCT. | SCORE | PCT. | TD | PCT. |
| at Texas | 15 | 3 | 20.0% | 7 | 46.7% | 6 | 40.0% | at Texas | 15 | 4 | 26.7% | 8 | 53.3% | 7 | 46.7% |
| Nevada | 13 | 1 | 7.7% | 6 | 46.2% | 5 | 38.5% | Nevada | 13 | 4 | 30.8% | 2 | 15.4% | 1 | 7.7% |
| Michigan State | 14 | 3 | 21.4% | 4 | 28.6% | 4 | 28.6% | Michigan State | 14 | 4 | 28.6% | 5 | 35.7% | 5 | 35.7% |
| Duke | 14 | 2 | 14.3% | 5 | 35.7% | 5 | 35.7% | Duke | 14 | 2 | 14.3% | 6 | 42.9% | 5 | 35.7% |
| vs. Syracuse | 15 | 3 | 20.0% | 7 | 46.7% | 5 | 33.3% | vs. Syracuse | 17 | 4 | 23.5% | 5 | 29.4% | 5 | 29.4% |
| at NC State | 13 | 5 | 38.5% | 1 | 7.7% | 0 | 0.0% | at NC State | 12 | 4 | 33.3% | 1 | 8.3% | 0 | 0.0% |
| Stanford | 10 | 3 | 30.0% | 2 | 20.0% | 1 | 10.0% | Stanford | 9 | 0 | 0.0% | 1 | 11.1% | 1 | 0.0% |
| Miami | 12 | 1 | 8.3% | 6 | 50.0% | 3 | 25.0% | Miami | 14 | 5 | 35.7% | 5 | 35.7% | 2 | 14.3% |
| vs. Navy | 6 | 1 | 16.7% | 5 | 83.3% | 3 | 50.0% | vs. Navy | 6 | 0 | 0.0% | 4 | 66.7% | 4 | 66.7% |
| vs. Army | | | | | | | | vs. Army | | | | | | | |
| Virginia Tech | | | | | | | | Virginia Tech | | | | | | | |
| at USC | | | | | | | | at USC | | | | | | | |
| TOTALS | 112 | 22 | 19.6% | 43 | 38.4% | 32 | 28.6% | TOTALS | 114 | 27 | 23.7% | 37 | 32.5% | 30 | 26.3% |

Third Down Conversions

| NOTRE DAME | | | | | | | | | OPPONENTS | | | | | | | | |
|----------------|--------------|--------------|-------------|-------------|------------|------------|---------------|--------------|----------------|--------------|--------------|--------------|-------------|------------|------------|---------------|--------------|
| GAME | 1-3 | 4-6 | 7-9 | 10-14 | 15-19 | 20+ | TOT. | PCT. | GAME | 1-3 | 4-6 | 7-9 | 10-14 | 15-19 | 20+ | TOT. | PCT. |
| at Texas | 1-2 | 3-7 | 2-3 | 1-4 | 0-0 | 0-0 | 7-16 | 43.8% | at Texas | 5-8 | 1-4 | 2-4 | 0-0 | 0-0 | 0-2 | 8-18 | 44.4% |
| Nevada | 5-5 | 1-4 | 0-3 | 1-1 | 0-2 | 0-0 | 7-15 | 46.7% | Nevada | 2-4 | 0-2 | 0-2 | 1-4 | 0-0 | 0-0 | 3-12 | 25.0% |
| Michigan State | 0-2 | 1-2 | 2-2 | 1-5 | 0-0 | 0-0 | 4-11 | 36.4% | Michigan State | 5-6 | 2-6 | 2-4 | 0-2 | 0-0 | 0-0 | 9-18 | 50.0% |
| Duke | 2-2 | 0-1 | 2-2 | 1-5 | 0-1 | 0-1 | 5-12 | 41.7% | Duke | 4-7 | 1-4 | 1-2 | 0-1 | 0-0 | 0-0 | 6-14 | 42.9% |
| vs. Syracuse | 3-7 | 0-2 | 0-1 | 0-2 | 0-0 | 0-0 | 3-12 | 25.0% | vs. Syracuse | 2-4 | 0-6 | 1-3 | 0-1 | 0-1 | 0-0 | 3-15 | 20.0% |
| at NC State | 0-2 | 1-3 | 0-2 | 0-5 | 0-2 | 0-1 | 1-15 | 6.7% | at NC State | 1-4 | 0-3 | 0-1 | 1-5 | 0-1 | 0-0 | 2-14 | 14.3% |
| Stanford | 2-3 | 1-1 | 1-4 | 1-5 | 0-1 | 0-0 | 5-14 | 35.7% | Stanford | 4-4 | 2-4 | 0-1 | 1-2 | 0-0 | 0-1 | 7-12 | 58.3% |
| Miami | 4-6 | 2-4 | 1-4 | 0-0 | 1-2 | 0-0 | 8-16 | 50.0% | Miami | 2-4 | 3-4 | 1-2 | 0-8 | 1-1 | 0-0 | 7-19 | 36.8% |
| vs. Navy | 4-5 | 3-5 | 1-1 | 1-2 | 0-0 | 0-0 | 9-13 | 69.2% | vs. Navy | 4-4 | 1-2 | 3-6 | 0-1 | 0-0 | 0-0 | 8-13 | 61.5% |
| vs. Army | | | | | | | | | vs. Army | | | | | | | | |
| Virginia Tech | | | | | | | | | Virginia Tech | | | | | | | | |
| at USC | | | | | | | | | at USC | | | | | | | | |
| TOTALS | 20-34 | 12-29 | 9-23 | 6-28 | 1-8 | 0-2 | 49-124 | 39.5% | TOTALS | 29-45 | 10-35 | 10-25 | 3-24 | 1-3 | 0-3 | 53-135 | 39.3% |

**Notre Dame
Big Plays**

BIG PLAYS (35+ YARDS)

| Yards | Type | Player(s) | Opponent |
|-------|------|--|----------------|
| 93* | KR | C.J. Sanders | Syracuse |
| 79* | Pass | Equanimeous St. Brown from DeShone Kizer | Syracuse |
| 67* | Pass | Equanimeous St. Brown from DeShone Kizer | Syracuse |
| 59* | Rush | Dexter Williams | Syracuse |
| 54* | Pass | Kevin Stepherson from DeShone Kizer | Syracuse |
| 54 | Rush | Tarean Folston | Texas |
| 53 | Pass | Kevin Stepherson from DeShone Kizer | Miami |
| 49 | Rush | DeShone Kizer | Nevada |
| 49 | Pass | Equanimeous St. Brown from DeShone Kizer | Nevada |
| 48 | Pass | Equanimeous St. Brown from DeShone Kizer | Michigan State |
| 47 | Pass | Torii Hunter Jr. from DeShone Kizer | Michigan State |
| 44 | Pass | Josh Adams from DeShone Kizer | Syracuse |
| 44* | Pass | Kevin Stepherson from DeShone Kizer | Duke |
| 43 | Rush | Josh Adams | Nevada |
| 41* | Rush | Josh Adams | Miami |
| 40 | PR | C.J. Sanders | Texas |
| 37 | KR | C.J. Sanders | Nevada |
| 36 | KR | C.J. Sanders | Miami |

OPPONENT BIG PLAYS (35+ YARDS)

| Yards | Type | Player(s) | Opponent |
|-------|------|------------------------------------|----------------|
| 96* | KR | Shaun Wilson | Duke |
| 74 | PR | Brisly Estime | Syracuse |
| 73* | Rush | Gerald Holmes | Michigan State |
| 72* | Pass | Amba Etta-Tawo from Eric Dungey | Syracuse |
| 72* | Pass | John Burt from Shane Bueschele | Texas |
| 68 | Pass | Jerrold Heard from Shane Bueschele | Texas |
| 68 | Pass | Andrew Celis from Ty Gangi | Nevada |
| 64* | Pass | Anthony Nash from Daniel Jones | Duke |
| 60 | Rush | Will Worth | Navy |
| 50* | IR | Quenton Meeks | Stanford |
| 44 | Pass | Wyatt Demps from Tyler Stewart | Nevada |
| 38 | PR | Brisly Estime | Syracuse |
| 38* | Pass | Donnie Corley from Tyler O'Connor | Michigan State |
| 37* | Rush | Calvin Cass Jr. | Navy |
| 36 | Pass | Steve Ishmael from Eric Dungey | Syracuse |

EXPLOSIVE RUNNING PLAYS (15+ YARDS)

| Yards | Player(s) | Opponent |
|-------|-----------------|----------|
| 59* | Dexter Williams | Syracuse |
| 54 | Tarean Folston | Texas |
| 49 | DeShone Kizer | Stanford |
| 43 | Josh Adams | Nevada |
| 41* | Josh Adams | Miami |
| 32 | DeShone Kizer | Stanford |
| 29* | DeShone Kizer | Texas |
| 28 | Josh Adams | Syracuse |
| 23 | Dexter Williams | Nevada |
| 23 | DeShone Kizer | Duke |
| 18 | DeShone Kizer | Navy |
| 18 | Josh Adams | Miami |
| 17 | DeShone Kizer | Duke |
| 16 | Josh Adams | Nevada |
| 16 | Tarean Folston | Stanford |
| 15 | Josh Adams | Duke |

OPPONENT EXPLOSIVE RUNNING PLAYS (15+ YARDS)

| Yards | Player(s) | Opponent |
|-------|-------------------|----------------|
| 73* | Gerald Holmes | Michigan State |
| 60 | Will Worth | Navy |
| 37* | Calvin Cass Jr. | Navy |
| 32 | Jela Duncan | Duke |
| 28 | Matthew Dayes | NC State |
| 27 | Will Worth | Navy |
| 23 | LJ Scott | Michigan State |
| 23 | Shaun Wilson | Duke |
| 20 | Jalan McClendon | NC State |
| 19* | D'Onta Foreman | Texas |
| 18* | Jela Duncan | Duke |
| 18 | Dontae Strickland | Syracuse |
| 17 | Chris High | Navy |
| 17 | Bryce Love | Stanford |
| 17 | Bryce Love | Stanford |
| 17 | Jaxson Kincaide | Nevada |
| 16* | Darryl Bonner | Navy |
| 16 | Mark Walton | Miami |
| 15 | D'Onta Foreman | Texas |

EXPLOSIVE PASSING PLAYS (20+ YARDS)

| Yards | Player(s) | Opponent |
|-------|--|----------------|
| 79* | Equanimeous St. Brown from DeShone Kizer | Syracuse |
| 67* | Equanimeous St. Brown from DeShone Kizer | Syracuse |
| 54* | Kevin Stepherson from DeShone Kizer | Syracuse |
| 53 | Kevin Stepherson from DeShone Kizer | Miami |
| 49 | Equanimeous St. Brown from DeShone Kizer | Nevada |
| 48 | Equanimeous St. Brown from DeShone Kizer | Michigan State |
| 47 | Torii Hunter Jr. from DeShone Kizer | Michigan State |
| 44 | Josh Adams from DeShone Kizer | Syracuse |
| 44* | Kevin Stepherson from DeShone Kizer | Duke |
| 34 | C.J. Sanders from DeShone Kizer | Michigan State |
| 33 | Torii Hunter from DeShone Kizer | Stanford |
| 33 | Chase Claypool from DeShone Kizer | Michigan State |
| 31 | Equanimeous St. Brown from DeShone Kizer | Duke |
| 30 | C.J. Sanders from DeShone Kizer | Duke |
| 30* | Equanimeous St. Brown from DeShone Kizer | Texas |
| 28 | Torii Hunter Jr. from DeShone Kizer | Duke |
| 27 | C.J. Sanders from DeShone Kizer | Duke |
| 26* | Torii Hunter Jr. from DeShone Kizer | Navy |
| 26 | Equanimeous St. Brown from DeShone Kizer | Navy |
| 26 | Equanimeous St. Brown from DeShone Kizer | Duke |
| 25 | Kevin Stepherson from DeShone Kizer | Miami |
| 25 | Miles Boykin from DeShone Kizer | Syracuse |
| 25* | C.J. Sanders from DeShone Kizer | Texas |
| 25 | Equanimeous St. Brown from DeShone Kizer | Duke |
| 25 | C.J. Sanders from DeShone Kizer | Nevada |
| 24 | Equanimeous St. Brown from DeShone Kizer | Miami |
| 24 | Torii Hunter Jr. from DeShone Kizer | Miami |
| 24 | Torii Hunter Jr. from DeShone Kizer | Syracuse |
| 24 | C.J. Sanders from DeShone Kizer | Texas |
| 23 | Torii Hunter Jr. from DeShone Kizer | Navy |
| 23 | Torii Hunter Jr. from DeShone Kizer | Syracuse |
| 22 | Kevin Stepherson from DeShone Kizer | Michigan State |
| 22 | Kevin Stepherson from Malik Zaire | Nevada |
| 20 | Kevin Stepherson from DeShone Kizer | Navy |
| 20 | Equanimeous St. Brown from DeShone Kizer | Syracuse |
| 20 | Kevin Stepherson from DeShone Kizer | Duke |
| 20 | Kevin Stepherson from DeShone Kizer | Duke |
| 20 | Miles Boykin from DeShone Kizer | Duke |

**Notre Dame
Big Plays**

OPPONENT EXPLOSIVE PASSING PLAYS (20+ YARDS)

| Yards | Player(s) | Opponent |
|--------------|--------------------------------------|-----------------|
| 72* | Amba Etta-Tawo from Eric Dungey | Syracuse |
| 72* | John Burt from Shane Bueschele | Texas |
| 68 | Jerrold Heard from Shane Bueschele | Texas |
| 68 | Andrew Celis from Ty Gangi | Nevada |
| 64* | Anthony Nash from Daniel Jones | Duke |
| 44 | Wyatt Demps from Tyler Stewart | Nevada |
| 38* | Donnie Corley from Tyler O'Connor | Michigan State |
| 36 | Steve Ishmael from Eric Dungey | Syracuse |
| 33 | Monty Madaris from Tyler O'Connor | Michigan State |
| 32* | Anthony Nash from Daniel Jones | Duke |
| 28 | Donnie Corley from Tyler O'Connor | Michigan State |
| 25 | Ervin Phillips from Eric Dungey | Syracuse |
| 25* | Qua Chambers from Daniel Jones | Duke |
| 24 | Ahmmon Richards from Brad Kaaya | Miami |
| 24 | T.J. Rahming from Daniel Jones | Duke |
| 23 | Sean Riley from Eric Dungey | Syracuse |
| 23 | R.J. Shelton from Tyler O'Connor | Michigan State |
| 23 | Josiah Price from Tyler O'Connor | Michigan State |
| 21 | Stacy Coley from Brad Kaaya | Miami |
| 21 | David Njoku from Brad Kaaya | Miami |
| 21 | Greg Taboada from Ryan Burns | Stanford |
| 21 | Jake Oliver from Shane Bueschele | Texas |
| 20 | Stacy Coley from Brad Kaaya | Miami |
| 20 | Jacorey Warrick from Shane Bueschele | Texas |
| 20 | James Butler from Ty Gangi | Nevada |

NOTRE DAME'S LONGEST PLAYS OF THE SEASON

Rushing: 59, Dexter Williams vs. Syracuse (10.1)
Rushing Touchdown: 59, Dexter Williams vs. Syracuse (10.1)
Passing: 79, Equanimeous St. Brown from DeShone Kizer vs. Syracuse (10.1)
Passing Touchdown: 79, Equanimeous St. Brown from DeShone Kizer vs. Syracuse (10.1)
Punt Return: 40, C.J. Sanders at Texas (9.4)
Kick Return: 93, C.J. Sanders vs. Syracuse (10.1)
Interception Return: 30, Devin Studstill vs. Michigan State (9.13)
Fumble Return: None
Punt: 71, Tyler Newsome vs. Michigan State (9.17)
Field Goal: 40, Justin Yoon at NC State (10.8)

OPPONENTS' LONGEST PLAYS OF THE SEASON

Rushing: 73, Gerald Holmes; Michigan State (9.17)
Rushing Touchdown: 73, Gerald Holmes; Michigan State (9.17)
Passing: 72, John Burt from Shane Buechele; Texas (9.4)
72, Amba Etta-Tawo from Eric Dungey; Syracuse (10.1)
Passing Touchdown: 72, John Burt from Shane Buechele; Texas (9.4)
72, Amba Etta-Tawo from Eric Dungey; Syracuse (10.1)
Punt Return: 74, Brisly Estime; Syracuse (10.1)
Kick Return: 96, Shaun Wilson; Duke (9.24)
Interception Return: 50, Quenton Meeks; Stanford (10.15)
Fumble Return: None
Punt: 68, Alex Boy; Nevada (9.10)
Field Goal: 43, Michael Badgley; Miami (10.29)


**Notre Dame/Opponent
Scoring Drives**

NOTRE DAME SCORING DRIVES

| Game | Qtr | Pts | Plays | Yds | TOP | How |
|----------------|-----|-----|-------|-----|------|-------------------------------|
| Texas | 1 | 7 | 6 | 78 | 2:32 | St. Brown 13 pass from Kizer |
| Texas | 2 | 7 | 7 | 75 | 3:29 | St. Brown 30 pass from Kizer |
| Texas | 3 | 7 | 4 | 61 | 1:28 | Kizer 29 run |
| Texas | 3 | 7 | 3 | 6 | 1:14 | Hunter Jr. 5 pass from Kizer |
| Texas | 4 | 7 | 7 | 46 | 2:48 | Adams 17 pass from Kizer |
| Texas | 4 | 2 | - | - | - | Crawford PAT return |
| Texas | OT | 7 | 1 | 25 | 0:00 | Sanders 25 pass from Kizer |
| Texas | OT | 3 | 4 | 3 | 0:00 | Yoon 39 field goal |
| Nevada | 2 | 3 | 11 | 75 | 5:21 | Yoon 21 field goal |
| Nevada | 2 | 6 | 3 | 25 | 0:55 | Sanders 7 pass from Kizer |
| Nevada | 2 | 2 | 0 | 0 | 0:00 | Team safety |
| Nevada | 2 | 7 | 3 | 4 | 1:05 | Stepherson 7 pass from Kizer |
| Nevada | 2 | 7 | 13 | 88 | 4:28 | Folston 2 run |
| Nevada | 3 | 7 | 9 | 85 | 4:36 | Kizer 2 run |
| Nevada | 3 | 7 | 7 | 57 | 3:07 | Williams 1 run |
| Michigan State | 1 | 7 | 9 | 91 | 4:24 | Kizer 14 run |
| Michigan State | 3 | 7 | 4 | 65 | 1:05 | St. Brown 15 pass from Kizer |
| Michigan State | 4 | 7 | 9 | 80 | 2:23 | Kizer 3 run |
| Michigan State | 4 | 7 | 8 | 69 | 1:45 | Smythe 12 pass from Kizer |
| Duke | 1 | 7 | 8 | 75 | 2:53 | Kizer 8 run |
| Duke | 1 | 7 | 4 | 64 | 1:48 | Stepherson 44 pass from Kizer |
| Duke | 2 | 7 | 9 | 72 | 3:07 | Williams 13 run |
| Duke | 3 | 7 | 6 | 83 | 2:32 | Adams 9 run |
| Duke | 4 | 7 | 9 | 81 | 4:06 | St. Brown 12 pass from Kizer |
| Syracuse | 1 | 7 | 1 | 79 | 0:18 | St. Brown 79 pass from Kizer |
| Syracuse | 1 | 2 | - | - | - | Luke PAT return |
| Syracuse | 1 | 7 | 3 | 74 | 1:13 | St. Brown 67 pass from Kizer |
| Syracuse | 1 | 7 | - | - | - | Sanders 93 kick return |
| Syracuse | 2 | 7 | 5 | 71 | 1:11 | Kizer 3 run |
| Syracuse | 2 | 3 | 7 | 37 | 3:11 | Yoon 31 field goal |
| Syracuse | 3 | 7 | 4 | 86 | 1:41 | Stepherson 54 pass from Kizer |
| Syracuse | 3 | 7 | 3 | 70 | 1:22 | Williams 59 run |
| Syracuse | 4 | 3 | 11 | 72 | 3:58 | Yoon 39 field goal |
| NC State | 3 | 3 | 4 | 2 | 1:48 | Yoon 40 field goal |
| Stanford | 1 | 7 | 6 | 74 | 2:27 | Kizer 8 run |
| Stanford | 2 | 3 | 14 | 65 | 6:47 | Yoon 29 field goal |
| Miami, Fla. | 1 | 7 | 9 | 75 | 3:28 | Hunter 5 pass from Kizer |
| Miami, Fla. | 1 | 3 | 8 | 36 | 2:55 | Yoon 37 field goal |
| Miami, Fla. | 1 | 7 | 3 | 13 | 1:12 | St. Brown 14 pass from Kizer |
| Miami, Fla. | 2 | 3 | 5 | 53 | 0:34 | Yoon 26 field goal |
| Miami, Fla. | 4 | 7 | 4 | 75 | 0:56 | Adams 41 run |
| Miami, Fla. | 4 | 3 | 10 | 34 | 4:13 | Yoon 23 field goal |
| Navy | 1 | 7 | 10 | 83 | 3:30 | Hunter Jr. 26 pass from Kizer |
| Navy | 1 | 3 | 11 | 48 | 4:43 | Yoon 39 field goal |
| Navy | 2 | 7 | 14 | 75 | 7:13 | Smythe 8 pass from Kizer |
| Navy | 3 | 7 | 10 | 75 | 5:17 | St. Brown 13 pass from Kizer |
| Navy | 4 | 3 | 10 | 68 | 4:23 | Yoon 21 field goal |

OPPONENTS' SCORING DRIVES

| Game | Qtr | Pts | Plays | Yds | TOP | How |
|----------------|-----|-----|-------|-----|------|-----------------------------------|
| Texas | 1 | 7 | 11 | 75 | 2:58 | A. Foreman 19 pass from Bueschele |
| Texas | 2 | 7 | 16 | 88 | 5:13 | Bueschele 1 run |
| Texas | 2 | 7 | 7 | 80 | 2:28 | Swoopes 1 run |
| Texas | 3 | 7 | 2 | 75 | 0:31 | Burt 72 pass from Bueschele |
| Texas | 3 | 3 | 8 | 54 | 3:01 | Dominique 25 field goal |
| Texas | 4 | 6 | 8 | 68 | 1:54 | O. Foreman 19 run |
| Texas | OT | 7 | 4 | 25 | 0:00 | Swoopes 3 run |
| Texas | OT | 6 | 5 | 25 | 0:00 | Swoopes 6 run |
| Nevada | 3 | 3 | 11 | 66 | 4:36 | Zuzo 27 field goal |
| Nevada | 4 | 7 | 5 | 86 | 2:14 | Kincaide 6 run |
| Michigan State | 2 | 8 | 1 | 38 | 0:08 | Corley 38 pass from O'Connor |
| Michigan State | 2 | 7 | 11 | 92 | 4:43 | Shelton 10 pass from O'Connor |
| Michigan State | 3 | 7 | 10 | 75 | 4:53 | Holmes 3 run |
| Michigan State | 3 | 7 | 3 | 39 | 0:47 | Scott 9 run |
| Michigan State | 3 | 7 | 2 | 78 | 0:41 | Holmes 73 run |
| Duke | 1 | 7 | - | - | - | Wilson 96 kick return |
| Duke | 1 | 7 | 8 | 78 | 3:08 | Duncan 18 run |
| Duke | 2 | 7 | 1 | 25 | 0:07 | Chambers 25 pass from Jones |
| Duke | 2 | 7 | 6 | 70 | 2:06 | Nash 32 pass from Jones |
| Duke | 4 | 7 | 3 | 75 | 0:59 | Nash 64 pass from Jones |
| Duke | 4 | 3 | 10 | 44 | 3:47 | Reed 19 field goal |
| Syracuse | 1 | 6 | 8 | 75 | 2:06 | Dungey 3 run |
| Syracuse | 1 | 7 | 3 | 79 | 1:06 | Etta-Tawo 72 pass from Dungey |
| Syracuse | 2 | 7 | 9 | 78 | 3:08 | Dungey 1 run |
| Syracuse | 2 | 7 | 2 | 14 | 0:08 | Phillips 14 pass from Dungey |
| Syracuse | 4 | 6 | 14 | 75 | 4:22 | Dungey 5 run |
| NC State | 1 | 3 | 6 | 43 | 3:15 | Bambard 38 field goal |
| NC State | 4 | 7 | - | - | - | Wright 16 blocked punt return |
| Stanford | 3 | 7 | - | - | - | Meeks 50 interception return |
| Stanford | 3 | 2 | - | - | - | Notre Dame Safety |
| Stanford | 4 | 8 | 11 | 67 | 5:39 | Love 7 run |
| Miami, Fla. | 2 | 7 | 4 | 38 | 2:01 | Njoku 2 pass from Kaaya |
| Miami, Fla. | 3 | 7 | 13 | 76 | 6:19 | Walton 1 run |
| Miami, Fla. | 3 | 3 | 9 | 42 | 2:50 | Badgley 43 field goal |
| Miami, Fla. | 4 | 3 | 11 | 48 | 4:23 | Badgley 38 field goal |
| Miami, Fla. | 4 | 7 | - | - | - | Jackson 0 fumble recovery |
| Navy | 1 | 7 | 9 | 73 | 5:00 | Bonner 16 run |
| Navy | 2 | 7 | 8 | 80 | 4:36 | Worth 3 run |
| Navy | 3 | 7 | 7 | 75 | 3:52 | Cass Jr. 37 run |
| Navy | 4 | 7 | 16 | 75 | 9:00 | Worth 1 run |

| | | |
|--|---|--|
|  | GAME 1 2OT | |
| | Sept. 4, 2016 DKR-Texas Memorial Stadium Attendance: 102,315 TV: ABC | |
| NO. 10/9 NOTRE DAME | 47 | |
| TEXAS | 50 | |

AUSTIN, Texas - No. 10 Notre Dame overcame a 17-point second half deficit to force overtime but Texas would eventually prevail, 50-47, in double overtime on Sunday night in the season opener before a record crowd at Darrell K Royal-Texas Memorial Stadium and a record prime time audience on ABC.

| | | | | | | | |
|--------------------------|----------|----------|----------|----------|------------|------------|--------------|
| Score by quarters | 1 | 2 | 3 | 4 | OT1 | OT2 | Final |
| Notre Dame | 7 | 7 | 14 | 9 | 7 | 3 | 47 |
| Texas | 7 | 14 | 10 | 6 | 7 | 6 | 50 |

Scoring Summary

| | |
|---------------------|--|
| 1st 12:28 ND | St. Brown 13 pass from Kizer (Yoon kick) 6-78 2:32; ND 7, UT 0 |
| 1st 09:30 UT | Foreman 19 pass from Buechele (Domingue kick) 11-75 2:58; ND 7, UT 7 |
| 2nd 07:13 UT | Buechele 1 run (Domingue kick) 16-88 5:13; UT 14, ND 7 |
| 2nd 03:44 ND | St. Brown 30 pass from Kizer (Yoon kick) 7-75 3:29; ND 14, UT 14 |
| 2nd 01:12 UT | Swoopes 1 run (Domingue kick) 7-80 2:28; UT 21, ND 14 |
| 3rd 14:29 UT | Burt 72 pass Buechele (Domingue kick) 2-75 0:31; UT 28, ND 14 |
| 3rd 09:14 UT | Domingue 25 field goal 8-54 3:01; UT 31, ND 14 |
| 3rd 07:39 ND | Kizer 29 run (Yoon kick) 4-61 1:28; UT 31, ND 21 |
| 3rd 05:06 ND | Hunter Jr. 5 pass from Kizer (Yoon kick) 3-6 1:14; UT 31, ND 28 |
| 4th 10:57 ND | Adams 17 pass from Kizer (Yoon kick) 7-46 2:48; ND 35, UT 31 |
| 4th 03:29 UT | Foreman 19 run (Domingue kick blocked) 8-68 1:54; UT 37, ND 35 |
| 4th 03:29 ND | Crawford blocked PAT return ND 37, UT 37 |
| OT 15:00 UT | Swoopes 3 run (Domingue kick) UT 44, ND 37 |
| OT 15:00 ND | Sanders 25 pass from Kizer (Yoon kick) ND 44, UT 44 |
| OT 15:00 ND | Yoon 39 field goal ND 47, UT 44 |
| OT 15:00 UT | Swoopes 6 run UT 50, ND 44 |

| | ND | UT |
|----------------------------|-----------|-----------|
| FIRST DOWNS | 22 | 26 |
| RUSHES-YARDS (NET) | 46-206 | 59-237 |
| PASSING YARDS (NET) | 238 | 280 |
| Passes Comp-Att-Int | 17-30-0 | 16-27-1 |
| TOTAL OFFENSE PLAYS-YARDS | 76-444 | 86-517 |
| Fumble Returns-Yards | 0-0 | 0-0 |
| Punt Returns-Yards | 2-51 | 3-30 |
| Kickoff Returns-Yards | 5-95 | 2-29 |
| Interception Returns-Yards | 1-22 | 0-0 |
| Punts (Number-Avg) | 7-38.3 | 6-55.0 |
| Fumbles-Lost | 0-0 | 0-0 |
| Penalties-Yards | 8-64 | 11-104 |
| Possession Time | 32:42 | 27:18 |
| Third-Down Conversions | 7 of 16 | 8 of 18 |
| Fourth-Down Conversions | 0 of 0 | 2 of 2 |
| Red-Zone Scores-Chances | 4-5 | 7-7 |
| Sacks By: Number-Yards | 0-0 | 3-19 |


RUSHING: Notre Dame-Tarean Folston 18-88, DeShone Kizer 13-77, Josh Adams 11-43, Malik Zaire 3-0, Team 1 (-2). Texas-D'Onta Foreman 24-131, Tyrone Swoopes 13-53, Chris Warren III 14-46, Shane Buechele 5-33, Team 3(-26).

PASSING: Notre Dame-DeShone Kizer 15-24-0-215, Malik Zaire 2-5-0-23, Torii Hunter Jr. 0-1-0-0. Texas-Shane Buechele 16-26-1-280, Tyrone Swoopes 0-1-0-0.

RECEIVING: Notre Dame-Equanimeous St. Brown 5-75, Torii Hunter Jr. 4-37, C.J. Sanders 3-55, Josh Adams 3-46, Tarean Folston 1-17, Durham Smythe 1-8. Texas-John Burt 6-111, Jake Oliver 3-36, Armani Foreman 3-25, Jerrod Heard 2-73, Jacorey Warrick 2-35.

INTERCEPTIONS: Notre Dame-Crawford 1-22. Texas-None.

FUMBLES: Notre Dame-None. Texas-None.

| | | |
|---|---|--|
|  | GAME 2 | |
| | Sept. 10, 2016 Notre Dame Stadium Attendance: 80,795 TV: NBC | |
| NEVADA | 10 | |
| NO. 18/21 NOTRE DAME | 39 | |

NOTRE DAME, Ind. - The University of Notre Dame football team (1-1) utilized a balanced offensive attack, along with a strong defensive effort, to subdue Nevada (1-1) in the 250th consecutive sellout at Notre Dame Stadium (80,795) on Saturday afternoon. The Irish rolled up 444 yards in offense, including 239 on the ground and 205 through the air.

| | | | | | |
|--------------------------|----------|----------|----------|----------|--------------|
| Score by quarters | 1 | 2 | 3 | 4 | Final |
| Nevada | 0 | 0 | 3 | 7 | 10 |
| Notre Dame | 0 | 25 | 14 | 0 | 39 |

Scoring Summary

| | |
|---------------------|--|
| 2nd 12:57 ND | Yoon 21 field goal 11-75 5:21; ND 3, UT 0 |
| 2nd 10:35 ND | Sanders 7 pass Kizer (Yoon kick failed) 3-25 0:55; ND 9, NEV 0 |
| 2nd 10:30 ND | Safety ND 11, NEV 0 |
| 2nd 8:23 ND | Stepherson 4 pas Kizer (Yoon kick) 3-4 1:05; ND 18, NEV 0 |
| 2nd 0:35 ND | Folston 2 run (Yoon kick) 13-88 4:28; ND 25 NEV 0 |
| 3rd 8:30 ND | Kizer 2 run (Yoon kick) 9-85 4:36; ND 32 NEV 0 |
| 3rd 3:54 NEV | Zuzo 27 field goal 11-66 4:36; ND 32, NEV 3 |
| 3rd 0:38 ND | Williams 1 run (Yoon kick) 7-57 3:07; ND 39, NEV 3 |
| 4th 3:19 NEV | Kincaide 1 run (Zuzo kick) 5-86 2:14; ND 39, NEV 10 |

| | NEV | ND |
|----------------------------|------------|-----------|
| FIRST DOWNS | 16 | 21 |
| RUSHES-YARDS (NET) | 30-99 | 46-239 |
| PASSING YARDS (NET) | 201 | 205 |
| Passes Comp-Att-Int | 12-26-1 | 19-27-1 |
| TOTAL OFFENSE PLAYS-YARDS | 56-300 | 73-444 |
| Fumble Returns-Yards | 0-0 | 0-0 |
| Punt Returns-Yards | 2-7 | 2-39 |
| Kickoff Returns-Yards | 3-41 | 2-44 |
| Interception Returns-Yards | 1-0 | 1-5 |
| Punts (Number-Avg) | 7-44.4 | 5-44.8 |
| Fumbles-Lost | 0-0 | 1-0 |
| Penalties-Yards | 11-88 | 9-94 |
| Possession Time | 26:28 | 33:32 |
| Third-Down Conversions | 3 of 12 | 7 of 15 |
| Fourth-Down Conversions | 0 of 1 | 2 of 2 |
| Red-Zone Scores-Chances | 2-3 | 6-6 |
| Sacks By: Number-Yards | 0-0 | 0-0 |


RUSHING: Nevada-BUTLER, James 17-50; KINCAIDE, J. 2-23; GANGI, Ty 3-15; LYNCH, Akeel 1-7; STEWART, Tyler 2-5; RUFUS, Asauni 2-3; TEAM 1-minus 2; MUHAMMAD, Ahki 2-minus 2. Notre Dame-ADAMS, Josh 10-106; WILLIAMS, D. 8-59; KIZER 10-35; FOLSTON 10-27; CLAYPOOL 1-9; ZAIRE 5-5; ANDERSON, J. 1-4; TEAM 1-minus 6.

PASSING: Nevada-STEWART, Tyler 10-23-1-113; GANGI, Ty 2-3-0-88. Notre Dame-KIZER 15-18-1-156; ZAIRE 4-9-0-49.

RECEIVING: Nevada-BUTLER, James 4-48; HENDERSON, H. 3-24; DEMPS, Wyatt 2-50; CELIS, Andrew 1-68; RICHARDSON, J. 1-8; GIPSON, Jarred 1-3. Notre Dame-ST. BROWN 6-85; SANDERS 5-46; STEPHERSON 3-35; FINKE 2-19; HOLMES 1-15; CLAYPOOL 1-6; ADAMS, Josh 1-minus 1.

INTERCEPTIONS: Nevada-JOHNSON, K. 1-0. Notre Dame-JONES, J. 1-5.

FUMBLES: Nevada-None. Notre Dame-FOLSTON 1-0.

| | | |
|---|---|--|
|  | GAME 3 | |
| | Sept. 17, 2016 Notre Dame Stadium Attendance: 80,795 TV: NBC | |
| NO. 12/8 MICHIGAN STATE | 36 | |
| NO. 18/18 NOTRE DAME | 28 | |

NOTRE DAME, Ind. - The University of Notre Dame football team (1-2) fell behind by 29 points in the second half, rallied with three consecutive touchdowns but eventually fell to Michigan State (2-0), 36-28, in front of a sellout crowd of 80,795 at Notre Dame Stadium Saturday night.

| | | | | | |
|--------------------------|----------|----------|----------|----------|--------------|
| Score by quarters | 1 | 2 | 3 | 4 | Final |
| Michigan State | 0 | 15 | 21 | 0 | 36 |
| Notre Dame | 7 | 0 | 7 | 14 | 28 |

Scoring Summary

| | |
|----------------------|--|
| 1st 03:07 ND | KIZER 14 run (YOON kick) 9-91 4:24, MSU 0 - ND 7 |
| 2nd 09:30 MSU | Corley 38 pass O'Connor (Price pass from Macksood) 1-38 0:08, MSU 8 - ND 7 |
| 00:23 MSU | Shelton 10 pass O'Connor (Geiger kick) 11-92 4:43, MSU 15 - ND 7 |
| 3rd 07:48 MSU | Holmes 3 run (Geigerkick) 10-75 4:53, MSU 22 - ND 7 |
| 06:28 MSU | Scott 9 run (Geiger kick) 3-39 0:47, MSU 29 - ND 7 |
| 03:45 MSU | Holmes 73 run (Geiger kick) 2-78 0:41, MSU 36 - ND 7 |
| 02:40 ND | ST. BROWN 15 pass KIZER (YOON kick) 4-65 1:05, MSU 36 - ND 14 |
| 4th 11:45 ND | KIZER 3 run (YOON kick) 9-80 2:23, MSU 36 - ND 21 |
| 06:02 ND | SMYTHE 12 pass from KIZER (YOON kick) 8-69 1:45, MSU 36 - ND 28 |

| | MSU | ND |
|----------------------------|------------|-----------|
| FIRST DOWNS | 22 | 19 |
| RUSHES-YARDS (NET) | 52-260 | 25-57 |
| PASSING YDS (NET) | 241 | 344 |
| Passes Att-Comp-Int | 26-19-1 | 37-20-1 |
| TOTAL OFFENSE PLAYS-YARDS | 78-501 | 62-401 |
| Fumble Returns-Yards | 0-0 | 0-0 |
| Punt Returns-Yards | 0-0 | 3-7 |
| Kickoff Returns-Yards | 3-42 | 3-60 |
| Interception Returns-Yards | 1-0 | 1-30 |
| Punts (Number-Avg) | 7-38.0 | 6-50.3 |
| Fumbles-Lost | 0-0 | 2-2 |
| Penalties-Yards | 3-45 | 4-51 |
| Possession Time | 37:57 | 22:03 |
| Third-Down Conversions | 9 of 18 | 4 of 11 |
| Fourth-Down Conversions | 1 of 1 | 1 of 1 |
| Red-Zone Scores-Chances | 3-3 | 4-4 |
| Sacks By: Number-Yards | 2-11 | 0-0 |


RUSHING: Michigan State-Holmes, Gerald 13-100; Scott, LJ 22-98; O'Connor, Tyler 10-43; Shelton, R.J. 3-16; Line, Prescott 2-3; Terry, Damion 2-2; TEAM 1-minus 2. Notre Dame-ADAMS, Josh 12-29; KIZER 9-14; FOLSTON 4-14.

PASSING: Michigan State-O'Connor, Tyler 19-26-1-241. Notre Dame-KIZER 20-37-1-344.

RECEIVING: Michigan State-Shelton, R.J. 8-80; Corley, Donnie 4-88; Madaris, Monty 2-40; Price, Josiah 2-24; Line, Prescott 2-6; Scott, LJ 1-3. Notre Dame-HUNTER, T. 5-95; ST. BROWN 4-83; Adams, Josh 4-17; SANDERS 2-53; STEPHERSON 2-42; CLAYPOOL 1-33; SMYTHE 1-12; HOLMES 1-9.

INTERCEPTIONS: Michigan State-Reschke, Jon 1-0. Notre Dame-STUDSTILL 1-30.

FUMBLES: Michigan State-None. Notre Dame-BOYKIN 1-1; SANDERS 1-1.

| | |
|---|---|
|  | GAME 4 |
| | Sept. 24, 2016 Notre Dame Stadium Attendance: 80,795 TV: NBC |
| DUKE | 38 |
| NOTRE DAME | 35 |

NOTRE DAME, Ind. - The University of Notre Dame football team fell to 1-3 on the season with a 38-35 loss to Duke (2-2) in front of a sold out Notre Dame Stadium crowd on Saturday afternoon. Duke's A.J. Reed hit a 19-yard field goal with 1:24 remaining in the fourth quarter for the game-winning points and the Blue Devils then stopped the Irish on fourth down with 40 seconds remaining to seal the win.

| Score by quarters | 1 | 2 | 3 | 4 | Final |
|-------------------|----|----|---|----|-------|
| Duke | 14 | 14 | 0 | 10 | 38 |
| Notre Dame | 14 | 7 | 7 | 7 | 35 |

Scoring Summary

| | |
|---------------------|--|
| 1st 12:07 ND | KIZER 8 run (YOON kick) 8-75 2:53, DU 0 - ND 7 |
| 08:57 ND | STEPHERSON 44 pass KIZER (YOON kick) 4-64 1:48, DU 0 - ND 14 |
| 08:44 DU | Wilson, S 96 kickoff (Reed, AJ kick) DU 7 - ND 14 |
| 03:32 DU | Duncan, J 18 run (Reed, AJ kick) 8-78 3:08, DU 14 - ND 14 |
| 2nd 06:35 DU | Chambers, Q 25 pass Jones, D (Reed, AJ kick), 1-25 0:07, DU 21 - ND 14 |
| 03:28 ND | WILLIAMS, D. 13 run (YOON kick) 9-72 3:07, DU 21 - ND 21 |
| 01:22 DU | Nash, A 32 pass Jones, D (Reed, AJ kick) 6-70 2:06, DU 28 - ND 21 |
| 3rd 04:54 ND | Adams, Josh 9 run (YOON kick) 6-83 2:32, DU 28 - ND 28 |
| 4th 07:46 ND | ST. BROWN 12 pass KIZER (YOON kick) 9-81 4:06, DU 28 - ND 35 |
| 06:47 DU | Nash, A 64 pass Jones, D (Reed, AJ kick) 3-75 0:59, DU 35 - ND 35 |
| 01:24 DU | Reed, AJ 19 field goal 10-44 3:47, DU 38 - ND 35 |

| | DU | ND |
|----------------------------|---------|---------|
| FIRST DOWNS | 24 | 24 |
| RUSHES-YARDS (NET) | 42-208 | 37-153 |
| PASSING YDS (NET) | 290 | 381 |
| Passes Att-Comp-Int | 32-24-1 | 37-22-1 |
| TOTAL OFFENSE PLAYS-YARDS | 74-498 | 74-534 |
| Fumble Returns-Yards | 0-0 | 0-0 |
| Punt Returns-Yards | 2-22 | 1-12 |
| Kickoff Returns-Yards | 5-184 | 6-118 |
| Interception Returns-Yards | 1-0 | 1-0 |
| Punts (Number-Avg) | 4-42.2 | 4-47.0 |
| Fumbles-Lost | 0-0 | 4-2 |
| Penalties-Yards | 1-5 | 2-20 |
| Possession Time | 30:35 | 29:25 |
| Third-Down Conversions | 6 of 14 | 5 of 12 |
| Fourth-Down Conversions | 0 of 2 | 0 of 1 |
| Red-Zone Scores-Chances | 2-3 | 4-5 |
| Sacks By: Number-Yards | 3-23 | 1-7 |


RUSHING: Duke-Duncan, J 21-121; Wilson, S 13-66; Jones, D 5-19; Ajeigbe, J 2-4; TEAM 1-minus 2. Notre Dame-KIZER 11-60; Adams, Josh 14-60; WILLIAMS, D. 5-24; FOLSTON 5-17; ZAIRE 2-minus 8.

PASSING: Duke-Jones, D 24-32-1-290. Notre Dame-KIZER 22-37-1-381; ZAIRE 0-0-0-0.

RECEIVING: Duke-Rahming, T.J. 8-87; Nash, A 6-123; Chambers, Q 5-55; Lloyd, J 3-16; Schneider, E 1-7; Helm, D 1-2. Notre Dame-ST. BROWN 6-116; HUNTER, T. 6-75; STEPHERSON 3-72; SANDERS 3-61; Adams, Josh 2-19; BOYKIN 1-20; SMYTHE 1-18.

INTERCEPTIONS: Duke-Singleton, D 1-0. Notre Dame-VAUGHN 1-0.

FUMBLES: Duke-None. Notre Dame-ST. BROWN 1-1; KIZER 1-1; Adams, Josh 1-0; STEPHERSON 1-0.

| | |
|---|---|
|  | GAME 5 |
| | Oct. 1, 2016 MetLife Stadium Attendance: 62,794 TV: ESPN |
| NOTRE DAME | 50 |
| SYRACUSE | 33 |

EAST RUTHERFORD, N.J. - The University of Notre Dame football team (2-3) blew by Syracuse (2-3) with 657 yards of offense in a 50-33 victory in front of 62,794 spectators at MetLife Stadium 62,794 in East Rutherford, N.J. on Saturday afternoon.

| Score by quarters | 1 | 2 | 3 | 4 | Final |
|-------------------|----|----|----|---|-------|
| Notre Dame | 23 | 10 | 14 | 3 | 50 |
| Syracuse | 13 | 14 | 0 | 6 | 33 |

Scoring Summary

| | |
|---------------------|---|
| 1st 14:42 ND | ST. BROWN 79 pass Kizer (Yoon kick) 1-79 0:18, ND 7 - SU 0 |
| 12:36 SU | Dungey, E. 3 run (Murphy blocked) 8-75 2:06, ND 7 - SU 6 |
| 12:36 ND | Luke PAT return ND 9 - SU 6 |
| 11:23 ND | ST. BROWN 67 pass Kizer (Yoon kick) 3-74 1:13, ND 16 - SU 6 |
| 10:17 SU | Etta-Tawo 72 pass Dungey (Murphy kick) 3-79 1:06, ND 16 - SU 13 |
| 10:06 ND | Sanders 93 kickoff return (Yoon kick) ND 23 - SU 13 |
| 2nd 13:22 SU | Dungey 1 run (Murphy kick) 9-78 3:08, ND 23 - SU 20 |
| 12:11 ND | Kizer 3 run (Yoon kick) 5-71 1:11, ND 30 - SU 20 |
| 05:03 ND | Yoon 31 field goal 7-37 3:11, ND 33 - SU 20 |
| 00:30 SU | Philips 14 pass Dungey (Murphy kick) 2-14 0:08, ND 33 - SU 27 |
| 3rd 11:23 ND | StepherSON 54 pass Kizer (Yoon kick) 4-86 1:41, ND 40 - SU 27 |
| 08:26 ND | Williams 59 run (Yoon kick) 3-70 1:22, ND 47 - SU 27 |
| 4th 11:14 ND | Yoon 39 field goal 11-72 3:58, ND 50 - SU 27 |
| 06:52 SU | Dungey 5 run (Hofrichter rush failed) 14-75 4:22, ND 50 - SU 33 |

| | ND | SU |
|----------------------------|---------|---------|
| FIRST DOWNS | 25 | 25 |
| RUSHES-YARDS (NET) | 37-183 | 37-126 |
| PASSING YDS (NET) | 471 | 363 |
| Passes Att-Comp-Int | 35-23-1 | 51-31-0 |
| TOTAL OFFENSE PLAYS-YARDS | 72-654 | 88-489 |
| Fumble Returns-Yards | 0-0 | 0-0 |
| Punt Returns-Yards | 1-0 | 3-128 |
| Kickoff Returns-Yards | 4-143 | 5-91 |
| Interception Returns-Yards | 0-0 | 1-13 |
| Punts (Number-Avg) | 5-39.2 | 9-38.8 |
| Fumbles-Lost | 0-0 | 2-0 |
| Penalties-Yards | 6-55 | 5-45 |
| Possession Time | 31:22 | 28:38 |
| Third-Down Conversions | 3 of 12 | 3 of 15 |
| Fourth-Down Conversions | 0 of 1 | 1 of 2 |
| Red-Zone Scores-Chances | 2-3 | 4-5 |
| Sacks By: Number-Yards | 2-6 | 2-19 |


RUSHING: Notre Dame-ADAMS 20-102; Williams 8-80; KIZER 9-1. Syracuse-Dungey, E. 17-49; Strickland, D. 12-43; Fredericks, J. 4-20; Philips, E. 1-11; Neal, M. 3-3.

PASSING: Notre Dame-KIZER 23-35-1-471. Syracuse-Dungey, E. 31-51-0-363.

RECEIVING: Notre Dame-ST. BROWN 4-182; HUNTER 4-64; SANDERS 4-39; ADAMS 2-52; BOYKIN 2-36; HOLMES 2-10; WILLIAMS 2-7; STEPHERSON 1-54; SMYTHE 1-14; WEISHAR 1-13. Syracuse-Etta-Tawo, A. 7-134; Philips, E. 6-68; Ishmael, S. 5-67; Strickland, D. 5-26; Estime, B. 4-18; Riley, S. 2-36; Butler, D. 2-14.

INTERCEPTIONS: Notre Dame-None. Syracuse-Franklin, Z. 1-13.

FUMBLES: Notre Dame-None. Syracuse-Dungey, E. 1-0.

| | |
|---|--|
|  | GAME 6 |
| | Oct. 8, 2016 Carter-Finley Stadium Attendance: 58,200 TV: ABC |
| NOTRE DAME | 3 |
| NC STATE | 10 |

RALEIGH, N.C. - The University of Notre Dame football team (2-4) lost 10-3 to NC State (4-1) at a water-logged Carter-Finley Stadium on Saturday afternoon. The game was held in nearly unplayable conditions directly in the path of Hurricane Matthew, leading to 10 total fumbles and only 311 total yards of offense combined by both teams.

| Score by quarters | 1 | 2 | 3 | 4 | Final |
|-------------------|---|---|---|---|-------|
| Notre Dame | 0 | 0 | 3 | 0 | 3 |
| NC State | 3 | 0 | 0 | 7 | 10 |

Scoring Summary

| | |
|-----------------------|--|
| 1st 01:20 NCST | Bambard, K. 38 field goal 6-43 3:15, ND 0 - ST 3 |
| 3rd 11:04 ND | YOON 40 field goal 4-2 1:48, ND 3 - ST 3 |
| 4th 12:43 NCST | Wright 16 blocked punt (Bambard kick) ND 3 - ST 10 |

| | ND | NCST |
|----------------------------|---------|---------|
| FIRST DOWNS | 10 | 14 |
| RUSHES-YARDS (NET) | 38-59 | 51-157 |
| PASSING YDS (NET) | 54 | 41 |
| Passes Att-Comp-Int | 26-9-1 | 14-7-0 |
| TOTAL OFFENSE PLAYS-YARDS | 64-113 | 65-198 |
| Fumble Returns-Yards | 0-0 | 1-1 |
| Punt Returns-Yards | 0-0 | 2-25 |
| Kickoff Returns-Yards | 2-46 | 2-32 |
| Interception Returns-Yards | 0-0 | 1-25 |
| Punts (Number-Avg) | 6-36.2 | 4-37.0 |
| Fumbles-Lost | 4-2 | 6-2 |
| Penalties-Yards | 5-40 | 2-20 |
| Possession Time | 27:41 | 32:19 |
| Third-Down Conversions | 1 of 15 | 2 of 14 |
| Fourth-Down Conversions | 2 of 4 | 2 of 5 |
| Red-Zone Scores-Chances | 0-2 | 1-3 |
| Sacks By: Number-Yards | 0-0 | 5-17 |


RUSHING: Notre Dame-ADAMS 14-51; KIZER 15-15; WILLIAMS 6-13; ZAIRE 1-minus 1; TEAM 2-minus 19. NC State-Days 23-126; McClendon 10-56; Samuels 4-16; Hines 2-2; Gallaspy 1-2; Finley 6-minus 17; TEAM 5-minus 28.

PASSING: Notre Dame-KIZER 9-26-1-54. NC State-Finley 5-12-0-27; McClendon 2-2-0-14.

RECEIVING: Notre Dame-ST. BROWN 3-30; HUNTER 2-19; SMYTHE 1-6; SANDERS 1-6; ADAMS 1-minus 3; McGLINCHY 1-minus 4. NC State-Days 3-14; Hines 2-8; Cherry 1-13; Samuels 1-6.

INTERCEPTIONS: Notre Dame-None. NC State-Morehead 1-25.

FUMBLES: Notre Dame-TEAM 2-1; FINKE 1-0; KIZER 1-1. NC State-Finley 3-0; McClendon 1-0; Days 1-1; Hines 1-1.

| | |
|---|--|
|  | GAME 7 |
| | Oct. 15, 2016 Notre Dame Stadium Attendance: 80,795 TV: NBC |
| STANFORD | 17 |
| NOTRE DAME | 10 |

Notre Dame, Ind. - The University of Notre Dame football team dropped to 2-5 on the season with a 17-10 loss to Stanford (4-2) in front of a sellout crowd at Notre Dame Stadium Saturday evening. The Irish led 10-0 at half-time, but Stanford posted an interception return for touchdown, safety, long touchdown drive and two-point conversion in the game's final 30 minutes for a victory.

| Score by quarters | 1 | 2 | 3 | 4 | Final |
|-------------------|---|---|---|---|-------|
| Stanford | 0 | 0 | 9 | 8 | 17 |
| Notre Dame | 7 | 3 | 0 | 0 | 10 |

Scoring Summary

| | |
|-----------------------|--|
| 1st 01:57 ND | Kizer 8 run (Yoon kick) 6-74 2:27, STAN 0 - ND 7 |
| 2nd 06:49 ND | YOON 29 field goal 14-65 6:47, STAN 0 - ND 10 |
| 3rd 13:16 STAN | Meeks 50 interception (Ukropina kick) STAN 7 - ND 10 |
| 3rd 01:17 STAN | Team safety STAN 9 - ND 10 |
| 4th 10:38 STAN | Love 7 run (Love rush) 11-67 5:39, STAN 17 - ND 10 |

| | STAN | ND |
|----------------------------|---------|---------|
| FIRST DOWNS | 18 | 16 |
| RUSHES-YARDS (NET) | 40-176 | 35-153 |
| PASSING YDS (NET) | 120 | 154 |
| Passes Att-Comp-Int | 20-10-1 | 29-14-2 |
| TOTAL OFFENSE PLAYS-YARDS | 60-296 | 64-307 |
| Fumble Returns-Yards | 0-0 | 0-0 |
| Punt Returns-Yards | 1-7 | 1-5 |
| Kickoff Returns-Yards | 2-22 | 1-11 |
| Interception Returns-Yards | 2-88 | 1-0 |
| Punts (Number-Avg) | 4-40.8 | 4-42.8 |
| Fumbles-Lost | 3-2 | 1-0 |
| Penalties-Yards | 5-40 | 7-47 |
| Possession Time | 32:51 | 27:09 |
| Third-Down Conversions | 7 of 12 | 5 of 14 |
| Fourth-Down Conversions | 0 of 0 | 2 of 4 |
| Red-Zone Scores-Chances | 1-1 | 2-3 |
| Sacks By: Number-Yards | 4-21 | 3-11 |


RUSHING: Stanford-Love, B 23-130; Burns, R 11-27; Scarlett, C 4-13; Rector, M 1-7; Chryst, K 1-0. Notre Dame-KIZER 11-83; FOLSTON 8-49; Adams, Josh 8-25; WILLIAMS, D. 2-10; ZAIRES 3-3; TEAM 3-minus 17.

PASSING: Stanford-Burns, R 10-19-1-120; Chryst, K 0-1-0-0. Notre Dame-KIZER 14-26-2-154; ZAIRES 0-2-0-0; TEAM 0-1-0-0.

RECEIVING: Stanford-Rector, M 3-34; Irwin, T 3-34; Taboada, G 1-21; Schultz, D 1-17; Love, B 1-9; Thomas, T 1-5. Notre Dame-HUNTER, T. 4-70; ST. BROWN 3-40; Adams, Josh 2-3; WEISHAR 1-16; CLAYPOOL 1-13; FOLSTON 1-7; STEPHERSON 1-6; FINKE 1-minus 1.

INTERCEPTIONS: Stanford-Meeks, Q 1-50; Lloyd, D 1-38. Notre Dame-LUKE 1-0.

FUMBLES: Stanford-Love, B 1-0; Scarlett, C 1-1; Burns, R 1-1. Notre Dame-KIZER 1-0.

| | |
|---|--|
|  | GAME 8 |
| | Oct. 29, 2016 Notre Dame Stadium Attendance: 80,795 TV: NBC |
| MIAMI | 27 |
| NOTRE DAME | 30 |

Notre Dame, Ind. - The University of Notre Dame football team (3-5) responded to adversity in the final minutes of the fourth quarter to earn a 30-27 come-from-behind victory over Miami (4-4) in front of 80,795 spectators at Notre Dame Stadium. Justin Yoon's 23-yard field goal with 30 seconds remaining proved to be the game winner, following Josh Adams 41-yard rushing touchdown at 5:53 in the fourth quarter to cap Notre Dame's dramatic comeback.

| Score by quarters | 1 | 2 | 3 | 4 | Final |
|-------------------|----|---|----|----|-------|
| Miami | 0 | 7 | 10 | 10 | 27 |
| Notre Dame | 17 | 3 | 0 | 10 | 30 |

Scoring Summary

| | |
|---------------------|---|
| 1st 11:32 ND | HUNTERS yd pass KIZER (YOON kick) 9-75 3:28, UM 0 - ND 7 |
| 06:34 ND | YOON 37 field goal 8-36 2:55, UM 0 - ND 10 |
| 04:23 ND | ST. BROWN 14 pass KIZER (YOON kick) 3-13 1:12, UM 0 - ND 17 |
| 2nd 10:31 ND | YOON 26 field goal 5-53 0:34, UM 0 - ND 20 |
| 06:50 UM | Njoku 2 pass Kaaya (Badgley kick) 4-38 2:01, UM 7 - ND 20 |
| 3rd 08:36 UM | Walton 1 run (Badgley kick) 13-76 6:19, UM 14 - ND 20 |
| 04:41 UM | Badgley 43 field goal 9-42 2:50, UM 17 - ND 20 |
| 4th 12:30 UM | Badgley 38 field goal 11-48 4:23, UM 20 - ND 20 |
| 06:49 UM | Jackson 0 fumble recovery (Badgley kick) UM 27 - ND 20 |
| 05:53 ND | Adams 41 run (YOON kick) 4-75 0:56, UM 27 - ND 27 |
| 00:30 ND | YOON 23 field goal 10-34 4:13, UM 27 - ND 30 |

| | UM | ND |
|----------------------------|---------|---------|
| FIRST DOWNS | 20 | 20 |
| RUSHES-YARDS (NET) | 35-18 | 29-148 |
| PASSING YDS (NET) | 288 | 263 |
| Passes Att-Comp-Int | 42-26-1 | 38-25-0 |
| TOTAL OFFENSE PLAYS-YARDS | 77-306 | 67-411 |
| Fumble Returns-Yards | 0-0 | 0-0 |
| Punt Returns-Yards | 1-30 | 5-45 |
| Kickoff Returns-Yards | 3-56 | 2-55 |
| Interception Returns-Yards | 0-0 | 1-14 |
| Punts (Number-Avg) | 7-44.9 | 4-38.2 |
| Fumbles-Lost | 0-0 | 3-2 |
| Penalties-Yards | 10-86 | 7-53 |
| Possession Time | 33:25 | 26:35 |
| Third-Down Conversions | 7 of 19 | 8 of 16 |
| Fourth-Down Conversions | 0 of 1 | 0 of 1 |
| Red-Zone Scores-Chances | 3-3 | 5-5 |
| Sacks By: Number-Yards | 1-5 | 5-41 |


RUSHING: Miami-Walton, M. 18-45; Richards, A. 2-8; Yearby, J. 6-1; Edwards, G. 3-minus 1; Kaaya, B. 6-minus 35. Notre Dame-ADAMS, Josh 12-94; KIZER 8-31; SANDERS 1-12; FOLSTON 4-7; WILLIAMS, D. 3-6; TEAM 1-minus 2.

PASSING: Miami-Kaaya, B. 26-42-1-288. Notre Dame-KIZER 25-38-0-263.

RECEIVING: Miami-Coley, S. 7-81; Herndon IV, C. 5-30; Njoku, D. 4-45; Richards, A. 3-51; Walton, M. 3-38; Lewis, M. 2-22; Harris, D. 1-14; Yearby, J. 1-7. Notre Dame-ST. BROWN 6-72; HUNTER, T. 5-57; FOLSTON 4-24; STEPHERSON 2-78; WILLIAMS, D. 2-9; SANDERS 2-2; FINKE 1-15; SMYTHE 1-5; BOYKIN 1-1; Adams, Josh 1-0.

INTERCEPTIONS: Miami-None. Notre Dame-LUKE 1-14.

FUMBLES: Miami-None. Notre Dame-SANDERS 1-1; PRIDE 1-1; SMYTHE 1-0.

| | |
|---|---|
|  | GAME 9 |
| | Nov. 5, 2016 EverBank Field Attendance: 50,876 TV: CBS |
| NOTRE DAME | 27 |
| NAVY | 28 |

Jacksonville, Fla. - The University of Notre Dame football team fell to 3-6 on the season with a 28-27 loss to Navy (6-2) in the 90th consecutive meeting between the two teams at EverBank Field in Jacksonville, Florida, on Saturday afternoon. Notre Dame cut the Navy lead to one point with 7:28 left in the fourth quarter, but the Midshipmen were able to run out the clock on a drive that included a first-down run on fourth and inches with 4:32 remaining and a first-down pass on fourth and six with 1:19 left to earn the victory.

| Score by quarters | 1 | 2 | 3 | 4 | Final |
|-------------------|----|---|---|---|-------|
| Notre Dame | 10 | 7 | 7 | 3 | 27 |
| Navy | 7 | 7 | 7 | 7 | 28 |

Scoring Summary

| | |
|-----------------------|---|
| 1st 11:30 ND | HUNTER 26 pass KIZER (YOON kick) 10-83 3:30, ND 7 - NAVY 0 |
| 06:30 NAVY | BONNER 16 run (MOEHRING kick) 9-73 5:00, ND 7 - NAVY 7 |
| 01:47 ND | YOON 39 field goal 11-48 4:43, ND 10 - NAVY 7 |
| 2nd 07:43 NAVY | WORTH 3 run (MOEHRING kick) 8-80 4:36, ND 10 - NAVY 14 |
| 00:30 ND | SMYTHE 8 pass KIZER (YOON kick) 14-75 7:13, ND 24 - NAVY 14 |
| 3rd 11:08 NAVY | CASS 37 run (MOEHRING kick) 7-75 3:52, ND 17 - NAVY 21 |
| 05:51 ND | ST. BROWN 13 pass KIZER (YOON kick) 10-75 5:17, ND 24 - NAVY 21 |
| 4th 11:51 NAVY | NAVY - WORTH 1 run (MOEHRING kick) 16-75 9:00, ND 24 - NAVY 28 |
| 07:28 ND | YOON 31 field goal 10-68 4:23, ND 27 - NAVY 28 |

| | ND | NAVY |
|----------------------------|---------|---------|
| FIRST DOWNS | 21 | 21 |
| RUSHES-YARDS (NET) | 29-147 | 56-320 |
| PASSING YDS (NET) | 223 | 48 |
| Passes Att-Comp-Int | 27-19-0 | 8-5-0 |
| TOTAL OFFENSE PLAYS-YARDS | 56-370 | 64-368 |
| Fumble Returns-Yards | 0-0 | 0-0 |
| Punt Returns-Yards | 0-0 | 0-0 |
| Kickoff Returns-Yards | 3-61 | 2-38 |
| Interception Returns-Yards | 0-0 | 0-0 |
| Punts (Number-Avg) | 1-32.0 | 0-0.0 |
| Fumbles-Lost | 0-0 | 2-0 |
| Penalties-Yards | 7-47 | 1-5 |
| Possession Time | 26:07 | 33:53 |
| Third-Down Conversions | 9 of 13 | 8 of 13 |
| Fourth-Down Conversions | 1 of 1 | 4 of 5 |
| Red-Zone Scores-Chances | 3-3 | 3-4 |
| Sacks By: Number-Yards | 0-0 | 1-1 |

RUSHING: ND-ADAMS, Josh 12-73; KIZER 9-52; FOLSTON 4-13; WILLIAMS, D. 3-7; SANDERS 1-2. NAVY-WORTH, Will 28-175; CASS Jr., C. 3-48; HIGH, Chris 6-28; GULLEY, Toneo 3-22; BONNER, Darryl 4-21; ROMINE, Dishan 3-18; TILLMAN, Jamir 1-6; WHITE, Shawn 2-4; WALKER, Tre 4-3; TEAM 2-minus 5.

PASSING: ND-KIZER 19-27-0-223. NAVY-WORTH, Will 5-8-0-48.

RECEIVING: ND-HUNTER, T. 8-104; ST. BROWN 5-62; STEPHERSON 4-48; SMYTHE 1-8; ADAMS, Josh 1-1. NAVY-TILLMAN, Jamir 4-41; BROWN, Josh 1-7.

INTERCEPTIONS: ND-None. NAVY-None.

FUMBLES: ND-None. NAVY-TEAM 1-0; WORTH, Will 1-0.

Brian Kelly Era
Notre Dame Record Book

TEAM GAME RECORDS**Most Carries**

| | | | |
|----|----|-----------------|----------------|
| 1. | 52 | Texas | Sept. 5, 2015 |
| 2. | 51 | vs. LSU | Dec. 30, 2014 |
| | 51 | UMass | Sept. 26, 2015 |
| | 51 | Pittsburgh | Nov. 3, 2012 |
| | 51 | vs. Miami, Fla. | Oct. 6, 2012 |
| 6. | 48 | vs. Miami, Fla. | Dec. 31, 2010 |
| 7. | 47 | BYU | Nov. 23, 2013 |
| 8. | 46 | at Texas | Sept. 4, 2016 |
| | 46 | Nevada | Sept. 10, 2016 |
| | 46 | vs. Maryland | Nov. 12, 2011 |
| | 46 | vs. Navy | Sept. 1, 2012 |

Most Net Yards Rushing

| | | | |
|-----|-----|-----------------|-----------------------------|
| 1. | 457 | UMass | Sept. 26, 2015 (51 carries) |
| 2. | 376 | vs. Miami, Fla. | Oct. 6, 2012 (51 carries) |
| 3. | 299 | at Stanford | Nov. 28, 2015 (35 carries) |
| 4. | 293 | vs. Navy | Sept. 1, 2012 (46 carries) |
| 5. | 287 | at Purdue | Oct. 1, 2011 (40 carries) |
| 6. | 281 | Rice | Aug. 30, 2014 (42 carries) |
| 7. | 270 | BYU | Oct. 20, 2012 (43 carries) |
| 8. | 266 | Air Force | Oct. 8, 2011 (29 carries) |
| 9. | 264 | Navy | Nov. 2, 2013 (36 carries) |
| 10. | 263 | vs. LSU | Dec. 30, 2014 (51 carries) |

Highest Average Gain/Rush (min. 20 rushes)

| | | | |
|-----|-----|-----------------|-------------------------|
| 1. | 9.2 | Air Force | Oct. 8, 2011 (29-266) |
| 2. | 9.0 | UMass | Sept. 25, 2015 (51-457) |
| 3. | 8.5 | at Stanford | Nov. 28, 2015 (35-299) |
| 4. | 7.6 | Oklahoma | Sept. 28, 2013 (29-220) |
| 5. | 7.4 | at Virginia | Sept. 12, 2015 (34-253) |
| | 7.4 | vs. Miami, Fla. | Oct. 6, 2012 (51-376) |
| | 7.4 | Wake Forest | Nov. 17, 2012 (30-221) |
| 8. | 7.3 | Navy | Nov. 2, 2013 (36-264) |
| 9. | 7.2 | at Purdue | Oct. 1, 2011 (40-287) |
| 10. | 6.7 | Georgia Tech | Sept. 19, 2015 (32-215) |
| | 6.7 | Rice | Aug. 30, 2014 (42-281) |

Most Rushing TDs

| | | | |
|-----|---|-----------------|----------------|
| 1. | 7 | Navy | Oct. 29, 2011 |
| 2. | 6 | UMass | Sept. 26, 2015 |
| 3. | 5 | vs. Miami, Fla. | Oct. 6, 2012 |
| | 5 | vs. Navy | Sept. 1, 2012 |
| 5. | 4 | vs. Navy | Nov. 1, 2014 |
| | 4 | Navy | Oct. 10, 2015 |
| | 4 | North Carolina | Oct. 11, 2014 |
| | 4 | Rice | Aug. 30, 2014 |
| | 4 | Air Force | Oct. 8, 2011 |
| 10. | 3 | Nine times | |

Most Passes Attempted

| | | | |
|-----|----|-------------------|----------------|
| 1. | 56 | Tulsa | Oct. 30, 2010 |
| 2. | 55 | at Michigan State | Sept. 18, 2010 |
| 3. | 53 | Pittsburgh | Nov. 3, 2012 |
| | 53 | at Michigan | Sept. 7, 2013 |
| 5. | 52 | at Florida State | Oct. 18, 2014 |
| 6. | 49 | USF | Sept. 3, 2011 |
| 7. | 47 | vs. Rutgers | Dec. 28, 2013 |
| 8. | 45 | at Boston College | Oct. 2, 2010 |
| | 45 | Stanford | Sept. 25, 2010 |
| 10. | 44 | Michigan | Sept. 11, 2010 |

Most Passes Completed

| | | | |
|----|----|-------------------|----------------|
| 1. | 33 | Tulsa | Oct. 30, 2010 |
| 2. | 32 | vs. Syracuse | Sept. 27, 2014 |
| | 32 | at Michigan State | Sept. 18, 2010 |
| 4. | 31 | at Florida State | Oct. 18, 2014 |
| | 31 | USF | Sept. 3, 2011 |
| 6. | 30 | vs. Maryland | Nov. 12, 2011 |
| 7. | 29 | Pittsburgh | Nov. 3, 2012 |
| | 29 | at Michigan | Sept. 7, 2013 |
| 9. | 27 | vs. Rutgers | Dec. 28, 2013 |
| | 27 | Air Force | Oct. 8, 2011 |
| | 27 | USC | Oct. 22, 2011 |
| | 27 | at Michigan | Sept. 10, 2011 |

Highest Completion Percentage (min. 10 passes)

| | | | |
|-----|------|-----------------|------------------------|
| 1. | 82.6 | Texas | Sept. 5, 2015 (19-23) |
| 2. | 82.1 | vs. Syracuse | Sept. 27, 2014 (32-39) |
| 3. | 78.9 | vs. Maryland | Nov. 12, 2011 (30-38) |
| 4. | 76.0 | Navy | Oct. 29, 2011 (19-25) |
| 5. | 75.0 | Air Force | Oct. 8, 2011 (27-36) |
| 6. | 73.1 | at Pittsburgh | Nov. 7, 2015 (19-26) |
| | 73.1 | vs. Miami, Fla. | Oct. 6, 2012 (19-26) |
| | 73.1 | Purdue | Sept. 4, 2010 (19-26) |
| 9. | 72.0 | vs. Navy | Nov. 1, 2014 (18-25) |
| 10. | 71.0 | Navy | Oct. 10, 2015 (22-31) |

Most Passing Yards

| | | | |
|-----|-----|-------------------|----------------|
| 1. | 471 | vs. Syracuse | Oct. 1, 2016 |
| 2. | 446 | at Arizona State | Nov. 8, 2014 |
| 3. | 391 | USF | Sept. 3, 2011 |
| 4. | 381 | Duke | Sept. 24, 2016 |
| | 381 | Michigan | Sept. 11, 2010 |
| 6. | 369 | at Michigan State | Sept. 18, 2010 |
| 7. | 363 | Wake Forest | Nov. 17, 2012 |
| 8. | 362 | vs. Syracuse | Sept. 27, 2014 |
| 9. | 355 | Temple | Aug. 31, 2013 |
| 10. | 344 | Michigan State | Sept. 17, 2016 |

Most Passing Yards/Attempt (min. 10 attempts)

| | | | |
|-----|------|------------------|------------------------|
| 1. | 13.6 | Texas | Sept. 5, 2015 (23-313) |
| 2. | 13.5 | vs. Syracuse | Oct. 1, 2016 (35-471) |
| 3. | 13.4 | Rice | Aug. 30, 2014 (22-295) |
| 4. | 13.1 | Temple | Aug. 31, 2013 (27-355) |
| 5. | 12.7 | at Air Force | Oct. 26, 2013 (26-331) |
| 6. | 12.6 | vs. Navy | Nov. 1, 2014 (25-315) |
| 7. | 12.1 | Navy | Nov. 2, 2013 (20-242) |
| 8. | 10.9 | at Arizona State | Nov. 8, 2014 (41-446) |
| 9. | 10.7 | vs. Army | Nov. 20, 2010 (20-214) |
| 10. | 10.5 | USC | Oct. 17, 2015 (25-262) |

Most Passing Yards/Completion (min. 5 completions)

| | | | |
|-----|------|------------------|-------------------------|
| 1. | 21.1 | Rice | Aug. 30, 2014 (14-295) |
| 2. | 20.9 | Temple | Aug. 31, 2013 (17-355) |
| 3. | 20.5 | vs. Syracuse | Oct. 1, 2016 (23-471) |
| 4. | 20.3 | at Arizona State | Nov. 8, 2014 (22-446) |
| 5. | 20.2 | Navy | Nov. 2, 2013 (12-242) |
| 6. | 18.4 | at Air Force | Oct. 26, 2013 (18-331) |
| 7. | 18.1 | Michigan | Sept. 11, 2010 (21-381) |
| 8. | 18.0 | at Stanford | Nov. 28, 2015 (13-234) |
| 9. | 17.7 | at Pittsburgh | Nov. 9, 2013 (18-318) |
| 10. | 17.5 | vs. Navy | Nov. 1, 2014 (18-315) |

Most Touchdown Passes

| | | | |
|----|---|-------------------|----------------|
| 1. | 5 | at Pittsburgh | Nov. 7, 2015 |
| | 5 | at Texas | Sept. 4, 2016 |
| | 5 | at Air Force | Oct. 26, 2013 |
| 4. | 4 | vs. Syracuse | Sept. 27, 2014 |
| | 4 | Air Force | Oct. 8, 2011 |
| | 4 | Western Michigan | Oct. 16, 2010 |
| | 4 | Tulsa | Oct. 30, 2010 |
| | 4 | at Michigan State | Sept. 18, 2010 |
| 9. | 3 | 15 times | |

Most Passes Intercepted

| | | | |
|----|---|--------------------|----------------|
| 1. | 4 | at Arizona State | Nov. 8, 2014 |
| 2. | 3 | vs. Boston College | Nov. 21, 2015 |
| | 3 | vs. Florida State | Dec. 29, 2011 |
| | 3 | at USC | Nov. 27, 2010 |
| | 3 | Tulsa | Oct. 30, 2010 |
| | 3 | USF | Sept. 3, 2011 |
| | 3 | Michigan | Sept. 11, 2010 |
| | 3 | Oklahoma | Sept. 28, 2013 |
| 9. | 2 | 12 times | |

Highest Passing Efficiency (min. 11 attempts)

| | | | |
|-----|-------|------------------|----------------|
| 1. | 240.0 | Texas | Sept. 5, 2015 |
| 2. | 239.6 | at Air Force | Oct. 26, 2013 |
| 3. | 221.2 | at Pittsburgh | Nov. 7, 2015 |
| 4. | 210.1 | Temple | Aug. 31, 2013 |
| 5. | 209.4 | vs. Navy | Nov. 1, 2014 |
| 6. | 206.3 | Rice | Aug. 30, 2014 |
| 7. | 201.3 | vs. Syracuse | Oct. 1, 2016 |
| 8. | 187.7 | Western Michigan | Oct. 16, 2010 |
| 9. | 183.6 | vs. Syracuse | Sept. 27, 2014 |
| 10. | 180.3 | Air Force | Oct. 8, 2011 |

Most Total Offense Plays

| | | | |
|----|-----|-------------------|-----------------------------------|
| 1. | 104 | Pittsburgh | Nov. 3, 2012 (51 rush, 53 pass) |
| 2. | 90 | vs. Rutgers | Dec. 28, 2013 (43 rush, 47 pass) |
| 3. | 87 | at Florida State | Oct. 18, 2014 (35 rush, 52 pass) |
| 4. | 84 | vs. Maryland | Nov. 12, 2011 (46 rush, 38 pass) |
| 5. | 81 | North Carolina | Oct. 11, 2014 (43 rush, 38 pass) |
| | 81 | at Purdue | Oct. 1, 2011 (40 rush, 41 pass) |
| | 81 | at Michigan State | Sept. 18, 2010 (26 rush, 55 pass) |
| 8. | 80 | Northwestern | Nov. 15, 2014 (40 rush, 40 pass) |
| | 80 | vs. Syracuse | Sept. 27, 2014 (41 rush, 39 pass) |
| | 80 | Tulsa | Oct. 30, 2010 (24 rush, 56 pass) |

Most Total Offense Yards

| | | | |
|-----|-----|-----------------|-------------------------------------|
| 1. | 681 | UMass | Sept. 26, 2015 (457 rush, 224 pass) |
| 2. | 654 | vs. Syracuse | Oct. 1, 2016 (183 rush, 471 pass) |
| 3. | 587 | vs. Miami, Fla. | Oct. 6, 2012 (376 rush, 211 pass) |
| 4. | 584 | Wake Forest | Nov. 17, 2012 (221 rush, 363 pass) |
| 5. | 576 | Rice | Aug. 30, 2014 (281 rush, 295 pass) |
| 6. | 560 | Air Force | Oct. 8, 2011 (266 rush, 294 pass) |
| 7. | 551 | at Purdue | Oct. 1, 2011 (287 rush, 264 pass) |
| 8. | 543 | Temple | Aug. 31, 2013 (188 rush, 355 pass) |
| 9. | 535 | Michigan | Sept. 11, 2010 (154 rush, 381 pass) |
| 10. | 534 | Duke | Sept. 24, 2016 (153 rush, 381 pass) |

**Brian Kelly Era
Notre Dame Record Book**

Highest Average Gain/Play

| | | |
|---------|--------------|-------------------------|
| 1. 9.1 | vs. Syracuse | Oct. 1, 2016 (72-654) |
| 2. 9.0 | Navy | Nov. 2, 2013 (56-506) |
| 9.0 | Rice | Aug. 30, 2014 (64-576) |
| 4. 8.9 | at Stanford | Nov. 28, 2015 (60-533) |
| 5. 8.8 | Wake Forest | Nov. 17, 2012 (66-584) |
| 8.8 | Temple | Aug. 31, 2013 (62-543) |
| 7. 8.6 | UMass | Sept. 26, 2015 (79-681) |
| 8. 8.6 | Air Force | Oct. 8, 2011 (65-560) |
| 9. 8.3 | vs. Navy | Nov. 1, 2014 (64-533) |
| 10. 7.9 | USC | Oct. 17, 2015 (60-476) |

Most All-Purpose Yards Gained

| | | |
|---------|--------------|----------------|
| 1. 836 | UMass | Sept. 26, 2015 |
| 2. 797 | vs. Syracuse | Oct. 1, 2016 |
| 3. 723 | at Stanford | Nov. 28, 2015 |
| 4. 711 | Rice | Aug. 30, 2014 |
| 5. 697 | Air Force | Oct. 8, 2011 |
| 6. 686 | Northwestern | Nov. 15, 2014 |
| 7. 678 | USC | Oct. 17, 2015 |
| 8. 664 | Duke | Sept. 24, 2016 |
| 9. 634 | at Purdue | Oct. 1, 2011 |
| 10. 624 | Navy | Nov. 2, 2013 |

Most All-Purpose Attempts

| | | |
|-------|------------------|----------------|
| 1. 86 | Pittsburgh | Nov. 3, 2012 |
| 2. 81 | vs. Maryland | Nov. 12, 2011 |
| 3. 78 | vs. Rutgers | Dec. 28, 2013 |
| 4. 77 | UMass | Sept. 26, 2015 |
| 77 | vs. Syracuse | Sept. 27, 2014 |
| 6. 75 | vs. LSU | Dec. 30, 2014 |
| 75 | Texas | Sept. 5, 2015 |
| 8. 73 | Northwestern | Nov. 15, 2014 |
| 9. 72 | at Florida State | Oct. 18, 2014 |
| 72 | vs. Miami, Fla. | Oct. 6, 2012 |
| 72 | at Michigan | Sept. 10, 2011 |

Most Points Scored

| | | |
|--------|----------------|----------------|
| 1. 62 | UMass | Sept. 26, 2015 |
| 2. 59 | Air Force | Oct. 8, 2011 |
| 3. 56 | Navy | Oct. 29, 2011 |
| 4. 50 | vs. Syracuse | Oct. 1, 2016 |
| 50 | North Carolina | Oct. 11, 2014 |
| 50 | vs. Navy | Sept. 1, 2012 |
| 7. 49 | vs. Navy | Nov. 1, 2014 |
| 8. 48 | Rice | Aug. 30, 2014 |
| 9. 47 | at Texas | Sept. 4, 2016 |
| 10. 45 | vs. Maryland | Nov. 12, 2011 |
| 45 | at Air Force | Oct. 26, 2013 |

Most Touchdowns Scored

| | | |
|------|----------------|----------------|
| 1. 9 | UMass | Sept. 26, 2015 |
| 2. 8 | Air Force | Oct. 8, 2011 |
| 8 | Navy | Oct. 29, 2011 |
| 4. 7 | vs. Navy | Nov. 1, 2014 |
| 7 | North Carolina | Oct. 11, 2014 |
| 7 | vs. Navy | Sept. 1, 2012 |
| 7. 6 | Eight times | |

Most Punt Returns

| | | |
|------|-------------|----------------|
| 1. 5 | Miami, Fla. | Oct. 29, 2016 |
| 5 | Rice | Aug. 30, 2014 |
| 3. 4 | at Virginia | Sept. 12, 2015 |
| 4 | Michigan | Sept. 6, 2014 |
| 4 | Wake Forest | Nov. 17, 2012 |
| 4 | Purdue | Sept. 8, 2012 |
| 7. 3 | 13 times | |

Most Punt Return Yards

| | | |
|--------|-------------------|----------------------------|
| 1. 80 | Rice | Aug. 30, 2014 (5 returns) |
| 2. 63 | UMass | Sept. 26, 2015 (3 returns) |
| 3. 61 | Louisville | Nov. 22, 2014 (1 return) |
| 4. 51 | at Texas | Sept. 4, 2016 (2 returns) |
| 5. 48 | USC | Oct. 17, 2015 (2 returns) |
| 48 | at Virginia | Sept. 12, 2015 (4 returns) |
| 7. 45 | Miami, Fla. | Oct. 29, 2016 (5 returns) |
| 45 | vs. Florida State | Dec. 29, 2011 (3 returns) |
| 9. 39 | Nevada | Sept. 10, 2016 (2 returns) |
| 10. 38 | Purdue | Sept. 4, 2010 (1 return) |

Highest Average Gain/Punt Return (min. 2 returns)

| | | |
|---------|-------------------|-----------------------|
| 1. 25.5 | at Texas | Sept. 4, 2016 (2-51) |
| 2. 24.0 | USC | Oct. 17, 2015 (2-48) |
| 3. 21.0 | UMass | Sept. 26, 2015 (3-63) |
| 4. 19.5 | Nevada | Sept. 10, 2016 (2-39) |
| 5. 16.0 | Rice | Aug. 30, 2014 (5-80) |
| 6. 15.0 | vs. Florida State | Dec. 29, 2011 (3-45) |
| 7. 13.5 | Utah | Nov. 13, 2010 (2-27) |
| 8. 12.0 | at Virginia | Sept. 12, 2015 (4-48) |
| 9. 9.0 | Miami, Fla. | Oct. 29, 2016 (5-45) |
| 9.0 | at Michigan State | Sept. 18, 2010 (3-27) |

Most Kick Returns

| | | |
|------|--------------|---------------|
| 1. 7 | Northwestern | Nov. 15, 2014 |
| 7 | Air Force | Oct. 8, 2011 |
| 3. 6 | 10 times | |

Most Kick Return Yards

| | | |
|---------|----------------|----------------------------|
| 1. 197 | USC | Oct. 22, 2011 (6 returns) |
| 2. 182 | at Stanford | Nov. 28, 2015 (6 returns) |
| 3. 151 | Louisville | Nov. 22, 2014 (6 returns) |
| 4. 143 | vs. Syracuse | Oct. 1, 2016 (4 returns) |
| 5. 142 | Michigan State | Sept. 17, 2011 (4 returns) |
| 6. 139 | at Stanford | Nov. 30, 2013 (6 returns) |
| 7. 137 | Air Force | Oct. 8, 2011 (7 returns) |
| 8. 135 | USC | Oct. 17, 2015 (6 returns) |
| 9. 133 | Northwestern | Nov. 15, 2014 (7 returns) |
| 10. 126 | Tulsa | Oct. 30, 2010 (6 returns) |

Highest Average Gain/Kick Return (min. 2 returns)

| | | |
|----------|-------------------|------------------------|
| 1. 38.0 | at Michigan | Sept. 7, 2013 (2-76) |
| 2. 35.8 | vs. Syracuse | Oct. 1, 2016 (4-143) |
| 3. 35.5 | Michigan State | Sept. 17, 2011 (4-142) |
| 4. 32.8 | USC | Oct. 22, 2011 (6-197) |
| 5. 30.3 | at Stanford | Nov. 28, 2015 (6-182) |
| 30.3 | Navy | Oct. 29, 2011 (3-91) |
| 7. 29.8 | at Purdue | Sept. 14, 2013 (4-119) |
| 8. 28.8 | at Wake Forest | Nov. 5, 2011 (4-115) |
| 9. 28.7 | vs. Purdue | Sept. 13, 2014 (3-86) |
| 10. 27.8 | at Boston College | Oct. 2, 2010 (4-111) |

Most Fumble Returns

| | | |
|------|--------------|---------------|
| 1. 2 | Northwestern | Nov. 15, 2014 |
| 2. 1 | Seven times | |

Most Fumble Returns Yards

| | | |
|-------|-------------------|---------------------------|
| 1. 77 | vs. Navy | Sept. 1, 2012 (1 return) |
| 2. 37 | Northwestern | Nov. 15, 2014 (2 returns) |
| 3. 29 | vs. Florida State | Dec. 29, 2011 (1 return) |
| 4. 17 | Georgia Tech | Sept. 19, 2015 (1 return) |
| 5. 8 | at Michigan State | Sept. 15, 2012 (1 return) |
| 6. 6 | North Carolina | Oct. 11, 2014 (1 return) |
| 6 | vs. Arizona State | Oct. 5, 2013 (1 return) |
| 8. 4 | Air Force | Oct. 8, 2011 (1 return) |

Most Interceptions

| | | |
|------|-----------------|----------------|
| 1. 5 | Michigan | Sept. 22, 2012 |
| 2. 4 | vs. Rutgers | Dec. 28, 2013 |
| 4 | vs. Miami, Fla. | Dec. 31, 2010 |
| 4. 3 | Michigan | Sept. 6, 2014 |
| 3 | at Michigan | Sept. 10, 2011 |
| 6. 2 | 15 times | |

Most Interception Return Yards

| | | |
|--------|----------------|----------------------------|
| 1. 82 | Michigan State | Sept. 17, 2011 (1 return) |
| 2. 69 | Michigan | Sept. 22, 2012 (5 returns) |
| 3. 57 | vs. Maryland | Nov. 12, 2011 (1 return) |
| 4. 56 | vs. Army | Nov. 20, 2010 (2 returns) |
| 5. 55 | Northwestern | Nov. 15, 2014 (2 returns) |
| 6. 49 | Stanford | Oct. 13, 2012 (2 returns) |
| 7. 47 | Purdue | Sept. 8, 2012 (2 returns) |
| 8. 34 | at Stanford | Nov. 26, 2011 (1 return) |
| 34 | at Purdue | Sept. 14, 2013 (1 return) |
| 10. 33 | Michigan | Sept. 6, 2014 (3 returns) |

Highest Average Gain/Interception Return (min. 2 returns)

| | | |
|---------|-------------------|-----------------------|
| 1. 28.0 | vs. Army | Nov. 20, 2010 (2-56) |
| 2. 27.5 | Northwestern | Nov. 15, 2014 (2-55) |
| 3. 24.5 | Stanford | Oct. 13, 2012 (2-49) |
| 4. 23.5 | Purdue | Sept. 8, 2012 (2-47) |
| 5. 13.8 | Michigan | Sept. 22, 2012 (5-69) |
| 6. 13.5 | Stanford | Sept. 25, 2010 (2-27) |
| 7. 12.0 | vs. Arizona State | Oct. 5, 2013 (2-24) |
| 8. 11.0 | at Boston College | Oct. 2, 2010 (2-22) |
| 11.0 | Michigan | Sept. 6, 2014 (3-33) |
| 10. 9.5 | USC | Oct. 17, 2015 (2-19) |

Most Tackles

| | | |
|--------|----------------|------------------------|
| 1. 106 | Air Force | Oct. 8, 2011 (46-60) |
| 2. 102 | Navy | Nov. 2, 2013 (46-56) |
| 3. 100 | at USC | Nov. 29, 2014 (56-44) |
| 4. 94 | vs. Syracuse | Oct. 1, 2016 (34-60) |
| 94 | Northwestern | Nov. 15, 2014 (51-43) |
| 6. 91 | USC | Oct. 22, 2011 (37-54) |
| 7. 88 | vs. Navy | Nov. 5, 2016 (24-64) |
| 88 | BYU | Nov. 23, 2013 (36-52) |
| 88 | at Air Force | Oct. 26, 2013 (58-30) |
| 88 | Navy | Oct. 29, 2011 (36-52) |
| 88 | Michigan State | Sept. 17, 2011 (30-58) |

Most Sacks

| | | |
|--------|-------------------|----------------|
| 1. 6.0 | vs. Arizona State | Oct. 5, 2013 |
| 6.0 | at Pittsburgh | Sept. 24, 2011 |
| 3. 5.0 | Miami, Fla. | Oct. 29, 2016 |
| 5.0 | vs. Florida State | Dec. 29, 2011 |
| 5.0 | Pittsburgh | Nov. 3, 2012 |
| 5.0 | at Boston College | Nov. 10, 2012 |
| 5.0 | at Boston College | Oct. 2, 2010 |
| 5.0 | Tulsa | Oct. 30, 2010 |
| 9. 4.0 | 11 times | |

**Brian Kelly Era
Notre Dame Record Book**

Most Tackles for Loss

| | | | |
|----|------|-------------------|----------------|
| 1. | 12.0 | Miami, Fla. | Oct. 29, 2016 |
| 2. | 11.0 | at Boston College | Oct. 2, 2010 |
| 3. | 10.0 | Tulsa | Oct. 30, 2010 |
| 4. | 9.0 | UMass | Sept. 26, 2015 |
| | 9.0 | at Boston College | Nov. 10, 2012 |
| | 9.0 | Western Michigan | Oct. 16, 2010 |
| 7. | 8.0 | Wake Forest | Nov. 14, 2015 |
| | 8.0 | Louisville | Nov. 22, 2014 |
| | 8.0 | Michigan | Sept. 6, 2014 |
| | 8.0 | Pittsburgh | Nov. 3, 2012 |
| | 8.0 | vs. Arizona State | Oct. 5, 2013 |
| | 8.0 | at Michigan | Sept. 7, 2013 |
| | 8.0 | at Michigan State | Sept. 18, 2010 |
| | 8.0 | at Pittsburgh | Sept. 24, 2011 |

Most Fumbles Forced

| | | | |
|----|---|-------------------|----------------|
| 1. | 3 | Stanford | Oct. 15, 2016 |
| | 3 | at NC State | Oct. 8, 2016 |
| | 3 | Northwestern | Nov. 15, 2014 |
| | 3 | Michigan | Sept. 6, 2014 |
| | 3 | Georgia Tech | Sept. 19, 2015 |
| | 3 | at Boston College | Nov. 10, 2012 |
| | 3 | vs. Arizona State | Oct. 5, 2013 |
| | 3 | Western Michigan | Oct. 16, 2010 |
| 9. | 2 | Michigan | Sept. 6, 2014 |
| | 2 | at Stanford | Nov. 26, 2011 |
| | 2 | Tulsa | Oct. 30, 2010 |

Most Fumbles Recovered

| | | | |
|----|---|------------------|---------------|
| 1. | 3 | vs. Navy | Sept. 1, 2012 |
| 2. | 2 | Stanford | Oct. 15, 2016 |
| | 2 | at NC State | Oct. 8, 2016 |
| | 2 | Northwestern | Nov. 15, 2014 |
| | 2 | Navy | Oct. 10, 2015 |
| | 2 | Western Michigan | Oct. 16, 2010 |
| | 2 | at Air Force | Oct. 26, 2013 |
| | 2 | Tulsa | Oct. 30, 2010 |
| 9. | 1 | 23 times | |

Most Pass Breakups

| | | | |
|----|----|-------------------|----------------|
| 1. | 10 | Michigan State | Sept. 17, 2011 |
| 2. | 8 | Miami, Fla. | Oct. 29, 2016 |
| | 8 | at Michigan State | Sept. 15, 2012 |
| 4. | 7 | UMass | Sept. 26, 2015 |
| | 7 | Air Force | Oct. 8, 2011 |
| | 7 | Stanford | Sept. 25, 2010 |
| 7. | 6 | Georgia Tech | Sept. 19, 2015 |
| | 5 | at USC | Nov. 27, 2010 |
| | 5 | Tulsa | Oct. 30, 2010 |
| | 5 | Michigan | Sept. 11, 2010 |
| | 5 | at Michigan State | Sept. 18, 2010 |

Most Blocked Kicks

| | | | |
|----|---|----------|--|
| 1. | 1 | 14 times | |
|----|---|----------|--|

INDIVIDUAL GAME RECORDS**Most Carries**

| | | | |
|----|----|---------------------------------|----------------|
| 1. | 27 | Robert Hughes vs. Miami, Fla. | Dec. 31, 2010 |
| 2. | 26 | Cierre Wood vs. Boston College | Nov. 19, 2011 |
| 3. | 25 | Cierre Wood at Michigan | Sept. 10, 2011 |
| 4. | 24 | Cam McDaniel vs. BYU | Nov. 23, 2013 |
| 5. | 23 | Cierre Wood at Pittsburgh | Sept. 24, 2011 |
| 6. | 22 | Theo Riddick vs. Pittsburgh | Nov. 3, 2012 |
| | 22 | C.J. Prorise vs. Georgia Tech | Sept. 19, 2015 |
| | 22 | Malik Zaire vs. LSU | Dec. 30, 2014 |
| 9. | 21 | Tarean Folston vs. LSU | Dec. 30, 2014 |
| | 21 | Tarean Folston at Florida State | Oct. 18, 2014 |
| | 21 | Jonas Gray vs. Maryland | Nov. 12, 2011 |
| | 21 | C.J. Prorise vs. Navy | Oct. 10, 2015 |
| | 21 | Cierre Wood vs. USF | Sept. 3, 2011 |

Most Net Yards Rushing

| | | | |
|-----|-----|----------------------------------|----------------|
| 1. | 198 | C.J. Prorise vs. Georgia Tech | Sept. 19, 2015 |
| 2. | 191 | Cierre Wood at Purdue | Oct. 1, 2011 |
| 3. | 168 | Josh Adams at Stanford | Nov. 28, 2015 |
| 4. | 155 | C.J. Prorise at Virginia | Sept. 12, 2015 |
| 5. | 150 | Cierre Wood vs. Wake Forest | Nov. 17, 2012 |
| 6. | 149 | Tarean Folston vs. Navy | Nov. 1, 2014 |
| | 149 | C.J. Prorise vs. UMass | Sept. 26, 2015 |
| 8. | 148 | George Atkinson III vs. Oklahoma | Sept. 28, 2013 |
| 9. | 147 | Josh Adams at Pittsburgh | Nov. 7, 2015 |
| 10. | 146 | Theo Riddick at USC | Nov. 24, 2012 |

Highest Average/Rush (min. 10 carries)

| | | | |
|-----|------|-------------------------------------|-------------------------|
| 1. | 13.6 | Cierre Wood vs. Wake Forest | Nov. 17, 2012 (11-150) |
| 2. | 12.3 | George Atkinson III vs. Miami, Fla. | Oct. 6, 2012 (10-123) |
| 3. | 10.6 | Josh Adams vs. Nevada | Sept. 10, 2016 (10-106) |
| 4. | 10.6 | George Atkinson III vs. Oklahoma | Sept. 28, 2013 (14-148) |
| 5. | 10.2 | Josh Adams vs. UMass | Sept. 26, 2015 (13-133) |
| 6. | 9.9 | C.J. Prorise vs. UMass | Sept. 26, 2015 (15-149) |
| 7. | 9.6 | Cierre Wood at Purdue | Oct. 1, 2011 (20-191) |
| 8. | 9.5 | Theo Riddick vs. BYU | Oct. 20, 2012 (15-143) |
| 9. | 9.3 | Josh Adams at Stanford | Nov. 28, 2015 (18-168) |
| 10. | 9.1 | C.J. Prorise at Virginia | Sept. 12, 2015 (17-155) |

Most Rushing Touchdowns Scored

| | | | |
|----|---|-------------------------------|----------------|
| 1. | 3 | Everett Golson vs. Rice | Aug. 30, 2014 |
| | 3 | Everett Golson vs. Navy | Nov. 1, 2014 |
| | 3 | Jonas Gray vs. Navy | Oct. 29, 2011 |
| | 3 | C.J. Prorise vs. Navy | Oct. 10, 2015 |
| | 3 | C.J. Prorise vs. Georgia Tech | Sept. 19, 2015 |
| 6. | 2 | 16 times | |

Longest Rush

| | | | |
|----|----|----------------------------------|----------------|
| 1. | 98 | Josh Adams vs. Wake Forest | Nov. 14, 2015 |
| 2. | 91 | C.J. Prorise vs. Georgia Tech | Sept. 19, 2015 |
| 3. | 80 | George Atkinson III vs. Oklahoma | Sept. 28, 2013 |
| 4. | 79 | Jonas Gray at Pittsburgh | Sept. 24, 2011 |
| | 79 | DeShone Kizer at Temple | Oct. 31, 2015 |
| 6. | 78 | Andrew Hendrix vs. Air Force | Oct. 8, 2011 |
| 7. | 70 | Josh Adams vs. UMass | Sept. 26, 2015 |
| 8. | 68 | Cierre Wood vs. Wake Forest | Nov. 17, 2012 |
| 9. | 62 | Josh Adams at Stanford | Nov. 28, 2015 |
| | 62 | Cierre Wood at Oklahoma | Oct. 27, 2012 |

Most Passes Attempted

| | | | |
|-----|----|---------------------------------|----------------|
| 1. | 55 | Dayne Crist at Michigan State | Sept. 18, 2010 |
| 2. | 54 | Tommy Rees vs. Tulsa | Oct. 30, 2010 |
| 3. | 52 | Everett Golson at Florida State | Oct. 18, 2014 |
| 4. | 51 | Tommy Rees at Michigan | Sept. 7, 2013 |
| 5. | 47 | Tommy Rees vs. Rutgers | Dec. 28, 2013 |
| 6. | 44 | Dayne Crist at Boston College | Oct. 2, 2010 |
| | 44 | Dayne Crist vs. Stanford | Sept. 25, 2010 |
| 8. | 43 | Everett Golson vs. Stanford | Oct. 4, 2014 |
| 9. | 42 | Everett Golson vs. Pittsburgh | Nov. 3, 2012 |
| 10. | 41 | Everett Golson at Arizona State | Nov. 8, 2014 |
| | 41 | Tommy Rees at Pittsburgh | Sept. 24, 2011 |

Most Passes Completed

| | | | |
|----|----|---------------------------------|----------------|
| 1. | 33 | Tommy Rees vs. Tulsa | Oct. 30, 2010 |
| 2. | 32 | Dayne Crist at Michigan State | Sept. 18, 2010 |
| | 32 | Everett Golson vs. Syracuse | Sept. 27, 2014 |
| 4. | 31 | Everett Golson at Florida State | Oct. 18, 2014 |
| 5. | 30 | Tommy Rees vs. Maryland | Nov. 12, 2011 |
| 6. | 29 | Tommy Rees at Michigan | Sept. 7, 2013 |
| 7. | 27 | Tommy Rees vs. Rutgers | Dec. 28, 2013 |
| | 27 | Tommy Rees at Michigan | Sept. 10, 2011 |
| 9. | 25 | DeShone Kizer vs. Miami, Fla. | Oct. 29, 2016 |
| | 25 | Everett Golson vs. Purdue | Sept. 13, 2014 |
| | 25 | Dayne Crist vs. Stanford | Sept. 25, 2010 |

Highest Completion Percentage (min. 10 attempts)

| | | | |
|----|------|--------------------------------|------------------------|
| 1. | 86.4 | Malik Zaire vs. Texas | Sept. 5, 2015 (19-22) |
| 2. | 83.3 | DeShone Kizer vs. Nevada | Sept. 10, 2016 (15-18) |
| 3. | 82.1 | Everett Golson vs. Syracuse | Sept. 27, 2014 (32-39) |
| 4. | 80.0 | Malik Zaire vs. LSU | Dec. 30, 2014 (12-15) |
| 5. | 78.9 | Tommy Rees vs. Maryland | Nov. 12, 2011 (30-38) |
| 6. | 77.3 | Everett Golson vs. Miami, Fla. | Oct. 6, 2012 (17-22) |
| | 77.3 | Tommy Rees at Air Force | Oct. 26, 2013 (17-22) |
| 8. | 73.3 | DeShone Kizer vs. Navy | Oct. 10, 2015 (22-30) |
| 9. | 73.1 | DeShone Kizer at Pittsburgh | Nov. 7, 2015 (19-26) |
| | 73.1 | Dayne Crist vs. Purdue | Sept. 4, 2010 (19-26) |

Most Passing Yards

| | | | |
|-----|-----|----------------------------------|----------------|
| 1. | 471 | DeShone Kizer vs. Syracuse | Oct. 1, 2016 |
| 2. | 446 | Everett Golson at Arizona State | Nov. 8, 2014 |
| 3. | 381 | DeShone Kizer vs. Duke | Sept. 24, 2016 |
| 4. | 369 | Dayne Crist at Michigan State | Sept. 18, 2010 |
| 5. | 362 | Everett Golson vs. Syracuse | Sept. 27, 2014 |
| 6. | 346 | Everett Golson vs. Wake Forest | Nov. 17, 2012 |
| | 346 | Tommy Rees vs. Temple | Aug. 31, 2013 |
| 8. | 344 | DeShone Kizer vs. Michigan State | Sept. 17, 2016 |
| 9. | 334 | Tommy Rees vs. Tulsa | Oct. 30, 2010 |
| 10. | 324 | DeShone Kizer vs. Boston College | Nov. 21, 2015 |

Most Passing Yards/Attempt (min. 10 attempts)

| | | | |
|-----|------|---------------------------------|-------------------------|
| 1. | 15.0 | Tommy Rees vs. Temple | Aug. 31, 2013 (23-346) |
| 2. | 14.2 | Malik Zaire vs. Texas | Sept. 5, 2015 (22-313) |
| 3. | 13.5 | DeShone Kizer vs. Syracuse | Oct. 1, 2016 (35-471) |
| 4. | 13.4 | Everett Golson vs. Rice | Aug. 30, 2014 (22-295) |
| 5. | 12.9 | Tommy Rees at Air Force | Oct. 26, 2013 (22-284) |
| 6. | 12.6 | Everett Golson vs. Navy | Nov. 1, 2014 (25-315) |
| 7. | 12.1 | Tommy Rees vs. Navy | Nov. 2, 2013 (20-242) |
| 8. | 11.5 | Everett Golson vs. Wake Forest | Nov. 17, 2012 (30-346) |
| 9. | 11.1 | Dayne Crist vs. Michigan | Sept. 11, 2010 (25-277) |
| 10. | 10.9 | Everett Golson at Arizona State | Nov. 8, 2014 (41-446) |

**Brian Kelly Era
Notre Dame Record Book**

Most Passing Yards/Completion (min. 5 completions)

| | | | |
|-----|------|---------------------------------|-------------------------|
| 1. | 21.6 | Tommy Rees vs. Temple | Aug. 31, 2013 (16-346) |
| 2. | 21.3 | Dayne Crist vs. Michigan | Sept. 11, 2010 (13-277) |
| 3. | 21.1 | Everett Golson vs. Rice | Aug. 30, 2014 (14-295) |
| 4. | 20.5 | DeShone Kizer vs. Syracuse | Oct. 1, 2016 (23-471) |
| 5. | 20.3 | Everett Golson at Arizona State | Nov. 8, 2014 (22-446) |
| 6. | 20.2 | Tommy Rees vs. Navy | Nov. 2, 2013 (12-242) |
| 7. | 18.9 | Malik Zaire at USC | Nov. 29, 2014 (9-120) |
| 8. | 18.0 | DeShone Kizer at Stanford | Nov. 28, 2015 (13-234) |
| 9. | 17.7 | Tommy Rees at Pittsburgh | Nov. 9, 2013 (18-318) |
| 10. | 17.5 | Andrew Hendrix at Stanford | Nov. 26, 2011 (11-192) |
| | 17.5 | Everett Golson vs. Navy | Nov. 1, 2014 (18-315) |

Most Touchdown Passes

| | | | |
|----|---|-------------------------------|----------------|
| 1. | 5 | Tommy Rees at Air Force | Oct. 26, 2013 |
| | 5 | DeShone Kizer at Texas | Sept. 4, 2016 |
| | 5 | DeShone Kizer at Pittsburgh | Nov. 7, 2015 |
| 4. | 4 | Dayne Crist at Michigan State | Sept. 18, 2010 |
| | 4 | Tommy Rees vs. Air Force | Oct. 8, 2011 |
| | 4 | Tommy Rees vs. Tulsa | Oct. 30, 2010 |
| | 4 | Everett Golson vs. Syracuse | Sept. 27, 2014 |
| 8. | 3 | 15 times | |

Most Passes Intercepted

| | | | |
|----|---|----------------------------------|----------------|
| 1. | 4 | Everett Golson at Arizona State | Nov. 8, 2014 |
| 2. | 3 | DeShone Kizer vs. Boston College | Nov. 21, 2015 |
| | 3 | Tommy Rees at USC | Nov. 27, 2010 |
| | 3 | Tommy Rees vs. Tulsa | Oct. 30, 2010 |
| | 3 | Tommy Rees vs. Oklahoma | Sept. 28, 2013 |
| 6. | 2 | 14 times | |

Highest Passing Efficiency (min. 10 attempts)

| | | | |
|-----|-------|--------------------------------|----------------|
| 1. | 260.7 | Tommy Rees at Air Force | Oct. 26, 2013 |
| 2. | 250.9 | Malik Zaire vs. Texas | Sept. 5, 2015 |
| 3. | 239.0 | Tommy Rees vs. Temple | Aug. 31, 2013 |
| 4. | 221.2 | DeShone Kizer at Pittsburgh | Nov. 7, 2015 |
| 5. | 209.4 | Everett Golson vs. Navy | Nov. 1, 2014 |
| 6. | 206.5 | DeShone Kizer at Texas | Sept. 4, 2016 |
| 7. | 206.3 | Everett Golson vs. Rice | Aug. 30, 2014 |
| 8. | 201.3 | DeShone Kizer vs. Syracuse | Oct. 1, 2016 |
| 9. | 189.9 | Everett Golson vs. Wake Forest | Nov. 17, 2012 |
| 10. | 186.1 | DeShone Kizer at Virginia | Sept. 12, 2015 |

Longest Pass Completion

| | | | |
|-----|----|----------------------------------|----------------|
| 1. | 95 | Dayne Crist vs. Michigan | Sept. 11, 2010 |
| 2. | 82 | Tommy Rees at Purdue | Sept. 14, 2013 |
| 3. | 81 | DeShone Kizer vs. Ohio State | Jan. 1, 2016 |
| 4. | 80 | Dayne Crist vs. Western Michigan | Oct. 16, 2010 |
| | 80 | Tommy Rees at Pittsburgh | Nov. 9, 2013 |
| 6. | 79 | DeShone Kizer vs. Syracuse | Oct. 1, 2016 |
| 7. | 78 | Everett Golson vs. Navy | Nov. 1, 2014 |
| 8. | 75 | Everett Golson vs. Rice | Aug. 30, 2014 |
| | 75 | DeShone Kizer vs. USC | Oct. 17, 2015 |
| 10. | 73 | DeShone Kizer at Stanford | Nov. 28, 2015 |

Most Passes Caught

| | | | |
|----|----|------------------------------------|----------------|
| 1. | 13 | Michael Floyd at Michigan | Sept. 10, 2011 |
| 2. | 12 | Michael Floyd at Purdue | Oct. 1, 2011 |
| | 12 | Michael Floyd vs. USF | Sept. 3, 2011 |
| 4. | 11 | Michael Floyd at USC | Nov. 27, 2010 |
| | 11 | Michael Floyd vs. Tulsa | Oct. 30, 2010 |
| 6. | 10 | Michael Floyd vs. Boston College | Nov. 19, 2011 |
| | 10 | Theo Riddick at Michigan State | Sept. 18, 2010 |
| 8. | 9 | Will Fuller vs. Northwestern | Nov. 15, 2014 |
| | 9 | Will Fuller vs. Michigan | Sept. 6, 2014 |
| | 9 | Michael Floyd vs. Maryland | Nov. 12, 2011 |
| | 9 | Michael Floyd vs. Western Michigan | Oct. 16, 2010 |
| | 9 | TJ Jones at Michigan | Sept. 7, 2013 |
| | 9 | Theo Riddick at Boston College | Oct. 2, 2010 |

Most Yards Receiving

| | | | |
|-----|-----|------------------------------------|---------------------|
| 1. | 182 | Equanimeous St. Brown vs. Syracuse | Oct. 1, 2016 (4) |
| 2. | 167 | DaVaris Daniels at Purdue | Sept. 14, 2013 (8) |
| 3. | 164 | Kyle Rudolph vs. Michigan | Sept. 11, 2010 (8) |
| 4. | 159 | Michael Floyd at Michigan | Sept. 10, 2011 (13) |
| | 159 | Will Fuller vs. Northwestern | Nov. 15, 2014 (9) |
| 6. | 157 | Michael Floyd vs. Western Michigan | Oct. 16, 2010 (9) |
| 7. | 154 | Michael Floyd vs. USF | Sept. 3, 2011 (12) |
| 8. | 152 | Will Fuller at Pittsburgh | Nov. 7, 2015 (7) |
| 9. | 149 | TJ Jones at Pittsburgh | Nov. 9, 2013 (6) |
| 10. | 142 | Will Fuller vs. Texas | Sept. 5, 2015 (7) |

Highest Average/Reception (min. 3 receptions)

| | | | |
|-----|------|------------------------------------|------------------------|
| 1. | 45.5 | Equanimeous St. Brown vs. Syracuse | Oct. 1, 2016 (4-182) |
| 2. | 43.7 | Will Fuller vs. USC | Oct. 17, 2015 (3-131) |
| 3. | 30.7 | Amir Carlisle at Arizona State | Nov. 8, 2014 (3-92) |
| 4. | 27.8 | TJ Jones vs. Navy | Nov. 2, 2013 (4-111) |
| 5. | 25.0 | C.J. Prorise at Clemson | Oct. 3, 2015 (4-100) |
| 6. | 24.8 | TJ Jones at Pittsburgh | Nov. 9, 2013 (6-149) |
| | 24.8 | Will Fuller at Virginia | Sept. 12, 2015 (5-124) |
| 8. | 24.5 | Tyler Eifert vs. Purdue | Sept. 8, 2012 (4-98) |
| 9. | 24.3 | TJ Jones vs. Michigan | Sept. 11, 2010 (3-73) |
| 10. | 24.0 | Will Fuller vs. Boston College | Nov. 21, 2015 (3-72) |
| | 24.0 | Kevin Stepherson vs. Duke | Sept. 24, 2016 (3-72) |

Most Touchdown Receptions

| | | | |
|----|---|------------------------------------|---------------|
| 1. | 3 | Will Fuller vs. Northwestern | Nov. 15, 2014 |
| | 3 | Will Fuller at Pittsburgh | Nov. 7, 2015 |
| | 3 | Michael Floyd vs. Western Michigan | Oct. 16, 2010 |
| 4. | 2 | 16 times | |

Longest Pass Reception

| | | | |
|-----|----|------------------------------------|----------------|
| 1. | 95 | Kyle Rudolph vs. Michigan | Sept. 11, 2010 |
| 2. | 82 | DaVaris Daniels at Purdue | Sept. 14, 2013 |
| 3. | 81 | Will Fuller vs. Ohio State | Jan. 1, 2016 |
| 4. | 80 | Michael Floyd vs. Western Michigan | Oct. 16, 2010 |
| | 80 | TJ Jones at Pittsburgh | Nov. 9, 2013 |
| 6. | 79 | Equanimeous St. Brown vs. Syracuse | Oct. 1, 2016 |
| 7. | 78 | C.J. Prorise vs. Navy | Nov. 1, 2014 |
| 8. | 75 | Will Fuller vs. USC | Oct. 17, 2015 |
| | 75 | Will Fuller vs. Rice | Aug. 30, 2014 |
| 10. | 73 | Will Fuller at Stanford | Nov. 28, 2015 |

Most Total Offense Plays

| | | | |
|-----|----|---------------------------------|--------------------------|
| 1. | 63 | Everett Golson at Florida State | Oct. 18, 2014 (11r,52p) |
| 2. | 61 | Dayne Crist at Michigan State | Sept. 18, 2010 (6r,55p) |
| 3. | 57 | Everett Golson vs. Pittsburgh | Nov. 3, 2012 (15r,42p) |
| 4. | 57 | Everett Golson at Arizona State | Nov. 3, 2014 (16r,41p) |
| 5. | 56 | Tommy Rees vs. Tulsa | Oct. 30, 2010 (2r,54p) |
| 6. | 54 | Everett Golson vs. Purdue | Sept. 13, 2014 (14r,40p) |
| 7. | 53 | DeShone Kizer at Temple | Oct. 31, 2015 (17r,36p) |
| 8. | 52 | DeShone Kizer vs. Ohio State | Jan. 1, 2016 (15r,37) |
| | 52 | Tommy Rees at Michigan | Sept. 7, 2013 (1r,51p) |
| 10. | 50 | Four times | |

Most Total Offense Yards

| | | | |
|-----|-----|-----------------------------------|---------------------------|
| 1. | 472 | DeShone Kizer vs. Syracuse | Oct. 1, 2016 (1r,471p) |
| 2. | 442 | DeShone Kizer at Temple | Oct. 31, 2015 (143r,299p) |
| 3. | 441 | DeShone Kizer vs. Duke | Sept. 24, 2016 (60r,381p) |
| 4. | 435 | Everett Golson at Arizona State | Nov. 8, 2014 (-11r,446p) |
| 5. | 383 | Everett Golson vs. Syracuse | Sept. 27, 2014 (21r,362p) |
| 6. | 381 | DeShone Kizer at Clemson | Oct. 3, 2015 (60r,321p) |
| 7. | 377 | Dayne Crist at Michigan State | Sept. 18, 2010 (8r,369p) |
| 8. | 371 | Everett Golson vs. North Carolina | Oct. 11, 2014 (71r,300p) |
| 9. | 365 | Everett Golson vs. Northwestern | Nov. 15, 2014 (78r,287p) |
| 10. | 362 | DeShone Kizer at Stanford | Nov. 28, 2015 (128r,234p) |

Highest Average/Play (min. 20 plays)

| | | | |
|----|------|--------------------------------|-------------------------|
| 1. | 14.2 | Tommy Rees vs. Temple | Aug. 31, 2013 (24-341) |
| 2. | 12.1 | Tommy Rees vs. Navy | Nov. 2, 2013 (20-242) |
| 3. | 12.0 | Tommy Rees at Air Force | Oct. 26, 2013 (23-276) |
| 4. | 11.2 | Everett Golson vs. Wake Forest | Nov. 17, 2012 (31-346) |
| 5. | 10.7 | DeShone Kizer vs. Syracuse | Oct. 1, 2016 (44-472) |
| 6. | 10.6 | Malik Zaire vs. Texas | Sept. 5, 2015 (31-329) |
| 7. | 10.2 | Everett Golson vs. Navy | Nov. 1, 2014 (34-348) |
| | 10.2 | Dayne Crist vs. Michigan | Sept. 11, 2010 (29-296) |
| 9. | 9.9 | Tommy Rees vs. Navy | Oct. 29, 2011 (23-228) |
| | 9.9 | Everett Golson vs. Rice | Aug. 30, 2014 (34-336) |

Most All-Purpose Yards Gained

| | | | |
|-----|-----|------------------------------------|----------------|
| 1. | 213 | Cierre Wood at Purdue | Oct. 1, 2011 |
| 2. | 204 | TJ Jones at Pittsburgh | Nov. 9, 2013 |
| 3. | 203 | C.J. Prorise vs. Georgia Tech | Sept. 19, 2015 |
| 4. | 196 | Josh Adams at Stanford | Nov. 28, 2015 |
| 5. | 194 | Amir Carlisle at Arizona State | Nov. 8, 2014 |
| 6. | 190 | C.J. Sanders at Stanford | Nov. 28, 2015 |
| 7. | 187 | George Atkinson III vs. Navy | Nov. 2, 2013 |
| | 187 | Tarean Folston vs. Navy | Nov. 1, 2014 |
| 9. | 185 | C.J. Prorise vs. Navy | Oct. 10, 2015 |
| 10. | 182 | C.J. Sanders vs. Syracuse | Oct. 1, 2016 |
| | 182 | Equanimeous St. Brown vs. Syracuse | Oct. 1, 2016 |

Most All-Purpose Attempts

| | | | |
|-----|----|-------------------------------------|----------------|
| 1. | 28 | Robert Hughes vs. Miami, Fla. | Dec. 31, 2010 |
| 2. | 27 | Cam McDaniel vs. BYU | Nov. 23, 2013 |
| 3. | 26 | Theo Riddick vs. Pittsburgh | Nov. 3, 2012 |
| | 26 | Cierre Wood vs. Boston College | Nov. 19, 2011 |
| 5. | 25 | C.J. Prorise vs. Navy | Oct. 10, 2015 |
| | 25 | Cierre Wood at Michigan | Sept. 10, 2011 |
| 7. | 24 | C.J. Prorise vs. USC | Oct. 17, 2015 |
| | 24 | Cierre Wood vs. USF | Sept. 3, 2011 |
| | 24 | Cierre Wood at Pittsburgh | Sept. 24, 2011 |
| 10. | 23 | Armando Allen Jr. at Boston College | Oct. 2, 2010 |
| | 23 | Theo Riddick at USC | Nov. 24, 2012 |

**Brian Kelly Era
Notre Dame Record Book**

Most Points Scored

| | | | |
|-----|----|------------------------------------|----------------|
| 1. | 18 | Tarean Folston vs. North Carolina | Nov. 11, 2014 |
| | 18 | Michael Floyd vs. Western Michigan | Oct. 16, 2010 |
| | 18 | Everett Golson vs. Rice | Aug. 30, 2014 |
| | 18 | Jonas Gray vs. Navy | Oct. 29, 2011 |
| | 18 | Will Fuller at Pittsburgh | Nov. 7, 2015 |
| | 18 | Will Fuller vs. Northwestern | Nov. 15, 2014 |
| | 18 | Everett Golson vs. Navy | Nov. 1, 2014 |
| | 18 | C.J. Prosise vs. Navy | Oct. 10, 2015 |
| | 18 | C.J. Prosise vs. Georgia Tech | Sept. 19, 2015 |
| 10. | 17 | Kyle Brindza vs. Rutgers | Dec. 28, 2013 |

Most Touchdowns Scored

| | | | |
|----|---|------------------------------------|----------------|
| 1. | 3 | Tarean Folston vs. North Carolina | Oct. 11, 2014 |
| | 3 | Will Fuller at Pittsburgh | Nov. 7, 2015 |
| | 3 | Will Fuller vs. Northwestern | Nov. 15, 2014 |
| | 3 | Everett Golson vs. Navy | Nov. 1, 2014 |
| | 3 | C.J. Prosise vs. Navy | Oct. 10, 2015 |
| | 3 | Everett Golson vs. Rice | Aug. 30, 2014 |
| | 3 | Michael Floyd vs. Western Michigan | Oct. 16, 2010 |
| | 3 | Jonas Gray vs. Navy | Oct. 29, 2011 |
| | 3 | C.J. Prosise vs. Georgia Tech | Sept. 19, 2015 |
| 4. | 2 | 34 times | |

Most Extra Points Made

| | | | |
|----|---|---------------------------------|----------------|
| 1. | 8 | Justin Yoon vs. UMass | Sept. 26, 2015 |
| | 8 | David Ruffer vs. Navy | Oct. 29, 2011 |
| 3. | 7 | Kyle Brindza vs. Navy | Nov. 1, 2014 |
| | 7 | David Ruffer vs. Air Force | Oct. 8, 2011 |
| 5. | 6 | Justin Yoon vs. Syracuse | Oct. 1, 2016 |
| | 6 | Kyle Brindza vs. Rice | Aug. 30, 2014 |
| | 6 | Kyle Brindza at Air Force | Oct. 26, 2013 |
| | 6 | David Ruffer vs. Maryland | Nov. 12, 2011 |
| | 6 | Kyle Brindza vs. North Carolina | Oct. 11, 2014 |
| | 6 | Justin Yoon at Pittsburgh | Nov. 7, 2015 |
| | 6 | Justin Yoon at Texas | Sept. 4, 2016 |

Most Extra Points Attempted

| | | | |
|----|---|-----------------------------------|----------------|
| 1. | 9 | Justin Yoon vs. UMass | Sept. 26, 2015 |
| | 8 | David Ruffer vs. Navy | Oct. 29, 2011 |
| 3. | 7 | Kyle Brindza vs. Navy | Nov. 1, 2014 |
| | 7 | David Ruffer vs. Air Force | Oct. 8, 2011 |
| 5. | 6 | Justin Yoon vs. Syracuse | Oct. 1, 2016 |
| | 6 | Justin Yoon at Pittsburgh | Nov. 7, 2015 |
| | 6 | Justin Yoon at Texas | Sept. 4, 2016 |
| | 6 | Kyle Brindza vs. North Carolina | Oct. 11, 2014 |
| | 6 | Kyle Brindza vs. Rice | Aug. 30, 2014 |
| | 6 | Kyle Brindza at Air Force | Oct. 26, 2013 |
| | 6 | David Ruffer vs. Maryland | Nov. 12, 2011 |
| | 6 | David Ruffer vs. Western Michigan | Oct. 16, 2010 |
| | 6 | Nick Tausch vs. Navy | Sept. 1, 2012 |

Most Points Scored by Kicking

| | | | |
|----|----|--------------------------------|----------------|
| 1. | 17 | Kyle Brindza vs. Rutgers | Dec. 28, 2013 |
| 2. | 16 | Kyle Brindza at USC | Nov. 24, 2012 |
| 3. | 13 | Kyle Brindza vs. Arizona State | Oct. 5, 2013 |
| 4. | 12 | Justin Yoon vs. Miami, Fla. | Oct. 29, 2016 |
| | 12 | Justin Yoon vs. Syracuse | Oct. 1, 2016 |
| | 12 | Justin Yoon at Stanford | Nov. 28, 2015 |
| | 12 | Kyle Brindza vs. Purdue | Sept. 13, 2014 |
| | 12 | Kyle Brindza vs. Rice | Aug. 30, 2014 |
| | 12 | Kyle Brindza at Oklahoma | Oct. 27, 2012 |
| | 12 | Kyle Brindza at Michigan | Sept. 7, 2013 |
| | 12 | David Ruffer vs. Miami, Fla. | Dec. 31, 2010 |

Most Field Goals Attempted

| | | | |
|----|---|--------------------------------|----------------|
| 1. | 6 | Kyle Brindza vs. Rutgers | Dec. 28, 2013 |
| | 6 | Kyle Brindza at USC | Nov. 24, 2012 |
| 3. | 4 | Kyle Brindza vs. Purdue | Sept. 13, 2014 |
| | 4 | Kyle Brindza vs. Pittsburgh | Nov. 3, 2012 |
| | 4 | Kyle Brindza vs. Arizona State | Oct. 5, 2013 |
| | 4 | Kyle Brindza at Oklahoma | Oct. 27, 2012 |
| | 4 | David Ruffer vs. Miami, Fla. | Dec. 31, 2010 |
| 8. | 3 | 17 times | |

Most Field Goals Made

| | | | |
|----|---|--------------------------|---------------|
| 1. | 5 | Kyle Brindza vs. Rutgers | Dec. 28, 2013 |
| | 5 | Kyle Brindza at USC | Nov. 24, 2012 |
| 3. | 3 | 13 times | |

Longest Field Goal

| | | | |
|-----|----|--------------------------------|----------------|
| 1. | 53 | Kyle Brindza vs. Arizona State | Oct. 5, 2013 |
| 2. | 52 | Justin Yoon vs. Navy | Oct. 10, 2015 |
| | 52 | Kyle Brindza at USC | Nov. 24, 2012 |
| | 52 | David Ruffer vs. Maryland | Nov. 12, 2011 |
| 5. | 51 | Kyle Brindza vs. BYU | Nov. 23, 2013 |
| | 51 | Kyle Brindza at Air Force | Oct. 26, 2013 |
| 7. | 50 | David Ruffer vs. Miami, Fla. | Dec. 31, 2010 |
| | 50 | David Ruffer vs. Pittsburgh | Oct. 9, 2010 |
| 9. | 49 | Kyle Brindza vs. Rutgers | Dec. 28, 2013 |
| 10. | 48 | Kyle Brindza vs. Purdue | Sept. 13, 2014 |

Most Punts

| | | | |
|----|---|-----------------------------|----------------|
| 1. | 8 | Ben Turk vs. Boston College | Nov. 19, 2011 |
| | 8 | Ben Turk at Boston College | Oct. 2, 2010 |
| | 8 | Ben Turk vs. Tulsa | Oct. 30, 2010 |
| | 8 | Ben Turk vs. Michigan | Sept. 11, 2010 |
| | 8 | Ben Turk at Michigan State | Sept. 15, 2012 |
| 6. | 7 | Tyler Newsome at Clemson | Oct. 3, 2015 |
| | 7 | Tyler Newsome at Texas | Sept. 4, 2016 |
| | 7 | Kyle Brindza vs. USC | Oct. 19, 2013 |
| | 7 | Ben Turk vs. Florida State | Dec. 29, 2011 |

Most Yards Punting

| | | | |
|-----|-----|----------------------------------|--------------------------|
| 1. | 352 | Ben Turk vs. Boston College | Nov. 19, 2011 (8 punts) |
| 2. | 339 | Ben Turk at Michigan State | Sept. 15, 2012 (8 punts) |
| 3. | 329 | Ben Turk vs. Tulsa | Oct. 30, 2010 (8 punts) |
| 4. | 313 | Ben Turk at Boston College | Oct. 2, 2010 (8 punts) |
| 5. | 310 | Ben Turk vs. Michigan | Sept. 11, 2010 (8 punts) |
| 6. | 302 | Tyler Newsome vs. Michigan State | Sept. 17, 2016 (6 punts) |
| 7. | 289 | Tyler Newsome vs. Ohio State | Jan. 1, 2016 (6 punts) |
| 8. | 285 | Ben Turk vs. Florida State | Dec. 29, 2011 (7 punts) |
| 9. | 268 | Tyler Newsome at Texas | Sept. 4, 2016 (7 punts) |
| 10. | 263 | Tyler Newsome at Clemson | Oct. 3, 2015 (7 punts) |

Highest Average/Punt (min. 3 punts)

| | | | |
|-----|------|----------------------------------|------------------------|
| 1. | 55.8 | Tyler Newsome at Virginia | Sept. 12, 2015 (4-223) |
| 2. | 52.4 | Tyler Newsome vs. UMass | Sept. 26, 2015 (5-262) |
| 3. | 51.8 | Tyler Newsome at Pittsburgh | Nov. 7, 2015 (4-207) |
| 4. | 50.3 | Tyler Newsome vs. Michigan State | Sept. 17, 2016 (6-302) |
| 5. | 48.2 | Tyler Newsome vs. Ohio State | Jan. 1, 2016 (6-289) |
| | 48.2 | Kyle Brindza vs. Purdue | Sept. 13, 2014 (4-193) |
| 7. | 48.0 | Kyle Brindza vs. Rice | Aug. 30, 2014 (3-144) |
| 8. | 47.0 | Tyler Newsome vs. Boston College | Nov. 21, 2015 (4-188) |
| | 47.0 | Tyler Newsome vs. Duke | Sept. 24, 2016 (4-188) |
| 10. | 46.8 | Kyle Brindza vs. Louisville | Nov. 22, 2014 (4-187) |

Most Punts Downed Inside 20

| | | | |
|----|---|----------------------------|----------------|
| 1. | 4 | Tyler Newsome at Clemson | Oct. 3, 2015 |
| | 4 | Ben Turk vs. Florida State | Dec. 29, 2011 |
| | 4 | Ben Turk vs. Michigan | Sept. 11, 2010 |
| | 4 | Ben Turk at Michigan State | Sept. 15, 2012 |
| 5. | 3 | 12 times | |

Longest Punt

| | | | |
|-----|----|----------------------------------|----------------|
| 1. | 71 | Tyler Newsome vs. Michigan State | Sept. 17, 2016 |
| 2. | 69 | Tyler Newsome at NC State | Oct. 1, 2016 |
| 3. | 62 | Tyler Newsome at Virginia | Sept. 12, 2015 |
| 4. | 59 | Tyler Newsome vs. Ohio State | Jan. 1, 2016 |
| | 59 | Tyler Newsome vs. UMass | Sept. 26, 2015 |
| 6. | 58 | Tyler Newsome vs. Stanford | Oct. 15, 2016 |
| | 58 | Tyler Newsome vs. Duke | Sept. 24, 2016 |
| | 58 | Ben Turk vs. Maryland | Nov. 12, 2011 |
| 9. | 57 | Tyler Newsome at Pittsburgh | Nov. 7, 2015 |
| 10. | 56 | Kyle Brindza at Pittsburgh | Nov. 9, 2013 |
| | 56 | Ben Turk vs. Tulsa | Oct. 30, 2010 |

Longest Punt Return

| | | | |
|-----|----|---------------------------------|----------------|
| 1. | 61 | Greg Bryant vs. Louisville | Nov. 22, 2014 |
| 2. | 50 | C.J. Sanders vs. UMass | Sept. 26, 2015 |
| 3. | 41 | Michael Floyd vs. Florida State | Dec. 29, 2011 |
| 4. | 40 | C.J. Sanders at Texas | Sept. 4, 2015 |
| 5. | 38 | Armando Allen Jr. vs. Purdue | Sept. 4, 2010 |
| 6. | 30 | C.J. Sanders at Virginia | Sept. 12, 2015 |
| 7. | 27 | TJ Jones vs. Arizona State | Oct. 5, 2013 |
| 8. | 25 | C.J. Sanders vs. USC | Oct. 17, 2015 |
| | 25 | Cody Riggs vs. Rice | Aug. 30, 2014 |
| 10. | 24 | C.J. Sanders vs. Nevada | Sept. 10, 2016 |

Longest Kick Return

| | | | |
|-----|----|--|----------------|
| 1. | 96 | George Atkinson III vs. USC | Oct. 22, 2011 |
| 2. | 93 | C.J. Sanders vs. Syracuse | Oct. 1, 2016 |
| | 93 | C.J. Sanders at Stanford | Nov. 28, 2015 |
| 4. | 89 | George Atkinson III vs. Michigan State | Sept. 17, 2011 |
| 5. | 50 | George Atkinson III at Michigan | Sept. 7, 2013 |
| 6. | 47 | Amir Carlisle vs. Purdue | Sept. 13, 2014 |
| | 47 | George Atkinson III at Purdue | Sept. 14, 2013 |
| 8. | 46 | C.J. Sanders at Clemson | Oct. 3, 2015 |
| 9. | 43 | Bennett Jackson at Boston College | Oct. 2, 2010 |
| 10. | 41 | George Atkinson III at Pittsburgh | Nov. 9, 2013 |
| | 41 | Austin Collinsworth at Wake Forest | Nov. 5, 2011 |
| | 41 | Bennett Jackson vs. Tulsa | Oct. 30, 2010 |

Longest Interception Return

| | | | |
|-----|----|------------------------------------|----------------|
| 1. | 82 | Robert Blanton vs. Michigan State | Sept. 17, 2011 |
| 2. | 57 | Lo Wood vs. Maryland | Nov. 12, 2011 |
| 3. | 49 | Matthias Farley vs. Stanford | Oct. 13, 2012 |
| 4. | 42 | Darrin Walls vs. Army | Nov. 20, 2010 |
| 5. | 39 | Matthias Farley vs. Northwestern | Nov. 15, 2014 |
| 6. | 36 | Bennett Jackson vs. Purdue | Sept. 8, 2012 |
| 7. | 34 | Darius Fleming at Stanford | Nov. 26, 2011 |
| | 34 | Bennett Jackson at Purdue | Sept. 14, 2013 |
| 9. | 31 | KeiVarae Russell vs. Michigan | Sept. 22, 2012 |
| 10. | 30 | Devin Studstill vs. Michigan State | Sept. 17, 2016 |

**Brian Kelly Era
Notre Dame Record Book**

Longest Fumble Return

| | | | |
|----|----|--------------------------------------|----------------|
| 1. | 77 | Stephon Tuitt vs. Navy | Sept. 1, 2012 |
| 2. | 32 | Austin Collinsworth vs. Northwestern | Nov. 15, 2014 |
| 3. | 29 | Zeke Motta vs. Florida State | Dec. 29, 2011 |
| 4. | 17 | Jaylon Smith vs. Georgia Tech | Sept. 19, 2015 |
| 5. | 8 | Manti Te'o at Michigan State | Sept. 15, 2012 |
| 6. | 6 | Elijah Shumate vs. North Carolina | Oct. 11, 2014 |
| | 6 | Dan Fox vs. Arizona State | Oct. 5, 2013 |
| 8. | 5 | Drue Tranquill vs. Northwestern | Nov. 15, 2014 |
| 9. | 4 | Robert Blanton vs. Air Force | Oct. 8, 2011 |

Most Punt Returns

| | | | |
|----|---|-------------------------------|----------------|
| 1. | 4 | C.J. Sanders at Virginia | Sept. 12, 2015 |
| | 4 | DaVonte' Neal vs. Wake Forest | Nov. 17, 2012 |
| | 4 | DaVonte' Neal vs. Purdue | Sept. 8, 2012 |
| 4. | 3 | 15 times | |

Most Punt Return Yards

| | | | |
|----|----|---------------------------------|----------------------------|
| 1. | 63 | C.J. Sanders vs. UMass | Sept. 26, 2015 (3 returns) |
| 2. | 61 | Greg Bryant vs. Louisville | Nov. 22, 2014 (1 return) |
| 3. | 51 | C.J. Sanders at Texas | Sept. 4, 2016 (2 returns) |
| 4. | 49 | Cody Riggs vs. Rice | Aug. 30, 2014 (2 returns) |
| 5. | 48 | C.J. Sanders at Virginia | Sept. 12, 2015 (4 returns) |
| 6. | 44 | Michael Floyd vs. Florida State | Dec. 29, 2011 (2 returns) |
| 7. | 38 | Armando Allen Jr. vs. Purdue | Sept. 4, 2010 (1 return) |
| 8. | 31 | Greg Bryant vs. Rice | Aug. 30, 2014 (3 returns) |
| 9. | 27 | Robert Blanton vs. Utah | Nov. 13, 2010 (2 returns) |
| | 27 | John Goodman at Michigan State | Sept. 18, 2010 (3 returns) |
| | 27 | TJ Jones vs. Arizona State | Oct. 5, 2013 (1 return) |

Highest Average/Punt Return (min. 2 returns)

| | | | |
|----|------|---------------------------------|-----------------------|
| 1. | 25.5 | C.J. Sanders at Texas | Sept. 4, 2016 (2-51) |
| 2. | 24.5 | Cody Riggs vs. Rice | Aug. 30, 2014 (2-49) |
| 3. | 22.0 | Michael Floyd vs. Florida State | Dec. 29, 2011 (2-44) |
| 4. | 21.0 | C.J. Sanders vs. UMass | Sept. 26, 2015 (3-63) |
| 5. | 13.5 | Robert Blanton vs. Utah | Nov. 13, 2010 (2-27) |
| 6. | 12.0 | C.J. Sanders at Virginia | Sept. 12, 2015 (4-48) |
| 7. | 10.3 | Greg Bryant vs. Rice | Aug. 30, 2014 (3-31) |
| 8. | 9.0 | John Goodman at Michigan State | Sept. 18, 2010 (3-27) |
| 9. | 8.0 | DaVonte' Neal at Michigan State | Sept. 15, 2012 (2-16) |
| | 8.0 | C.J. Sanders vs. Miami, Fla. | Oct. 29, 2016 (3-24) |

Most Kick Return

| | | | |
|----|---|---------------------------------|---------------|
| 1. | 6 | Amir Carlisle vs. Northwestern | Nov. 15, 2014 |
| | 6 | Amir Carlisle vs. Louisville | Nov. 22, 2014 |
| | 6 | C.J. Sanders at Stanford | Nov. 28, 2015 |
| | 6 | C.J. Sanders vs. USC | Oct. 17, 2015 |
| | 6 | George Atkinson III at Stanford | Nov. 30, 2013 |
| | 6 | Bennett Jackson at Navy | Oct. 23, 2010 |
| | 6 | Bennett Jackson vs. Tulsa | Oct. 30, 2010 |
| 8. | 5 | 10 times | |

Most Kick Return Yards

| | | | |
|-----|-----|--------------------------------------|----------------------------|
| 1. | 182 | C.J. Sanders at Stanford | Nov. 28, 2015 (6 returns) |
| 2. | 178 | George Atkinson III vs. USC | Oct. 22, 2011 (5 returns) |
| 3. | 151 | Amir Carlisle vs. Louisville | Nov. 22, 2014 (6 returns) |
| 4. | 143 | C.J. Sanders vs. Syracuse | Oct. 1, 2016 (4 returns) |
| | 142 | George Atkinson III vs. Michigan St. | Sept. 17, 2011 (4 returns) |
| 6. | 139 | George Atkinson III at Stanford | Nov. 30, 2013 (6 returns) |
| 7. | 135 | C.J. Sanders vs. USC | Oct. 17, 2015 (6 returns) |
| 8. | 126 | Bennett Jackson vs. Tulsa | Oct. 30, 2010 (6 returns) |
| 9. | 124 | George Atkinson III vs. Air Force | Oct. 8, 2011 (5 returns) |
| 10. | 123 | Bennett Jackson at Navy | Oct. 23, 2010 (6 returns) |

Highest Average/Kick Return (min. 2 returns)

| | | | |
|-----|------|--------------------------------------|------------------------|
| 1. | 38.0 | George Atkinson III at Michigan | Sept. 7, 2013 (2-76) |
| 2. | 35.8 | C.J. Sanders vs. Syracuse | Oct. 1, 2016 (4-143) |
| 3. | 35.6 | George Atkinson III vs. USC | Oct. 22, 2011 (5-178) |
| 4. | 35.5 | C.J. Sanders at Clemson | Oct. 3, 2015 (2-71) |
| | 35.5 | George Atkinson III vs. Michigan St. | Sept. 17, 2011 (4-142) |
| 6. | 33.5 | Austin Collinsworth at Wake Forest | Nov. 5, 2011 (2-67) |
| 7. | 30.3 | C.J. Sanders at Stanford | Nov. 28, 2015 (6-182) |
| 8. | 30.0 | George Atkinson III at Pittsburgh | Sept. 24, 2011 (2-60) |
| 9. | 29.8 | George Atkinson III at Purdue | Sept. 14, 2013 (4-119) |
| 10. | 29.0 | George Atkinson III vs. Navy | Oct. 29, 2011 (2-58) |

Most Fumble Returns

| | | | |
|----|---|--------------------------------------|----------------|
| 1. | 1 | Austin Collinsworth vs. Northwestern | Nov. 15, 2014 |
| | 1 | Elijah Shumate vs. North Carolina | Oct. 11, 2014 |
| | 1 | Jaylon Smith vs. Georgia Tech | Sept. 19, 2015 |
| | 1 | Robert Blanton vs. Air Force | Oct. 8, 2011 |
| | 1 | Dan Fox vs. Arizona State | Oct. 5, 2013 |
| | 1 | Zeke Motta vs. Florida State | Dec. 29, 2011 |
| | 1 | Manti Te'o at Michigan State | Sept. 15, 2012 |
| | 1 | Stephon Tuitt vs. Navy | Sept. 1, 2012 |

Most Fumble Returns Yards

| | | | |
|----|----|--------------------------------------|---------------------------|
| 1. | 77 | Stephon Tuitt vs. Navy | Sept. 1, 2012 (1 return) |
| 2. | 32 | Austin Collinsworth vs. Northwestern | Nov. 15, 2014 (1 return) |
| 3. | 29 | Zeke Motta vs. Florida State | Dec. 29, 2011 (1 return) |
| 4. | 17 | Jaylon Smith vs. Georgia Tech | Sept. 19, 2015 (1 return) |
| 5. | 8 | Manti Te'o at Michigan State | Sept. 15, 2012 (1 return) |
| 6. | 6 | Elijah Shumate vs. North Carolina | Oct. 11, 2014 (1 return) |
| | 6 | Dan Fox vs. Arizona State | Oct. 5, 2013 (1 return) |
| 8. | 5 | Drue Tranquill vs. Northwestern | Nov. 15, 2014 (1 return) |
| 9. | 4 | Robert Blanton vs. Air Force | Oct. 8, 2011 (1 return) |

Most Interceptions

| | | | |
|----|---|--------------------------------|----------------|
| 1. | 3 | Harrison Smith vs. Miami, Fla. | Dec. 31, 2010 |
| 2. | 2 | Cole Luke vs. Stanford | Oct. 4, 2014 |
| | 2 | Bennett Jackson vs. Purdue | Sept. 8, 2012 |
| | 2 | Manti Te'o vs. Michigan | Sept. 22, 2012 |

Most Interception Return Yards

| | | | |
|-----|----|------------------------------------|---------------------------|
| 1. | 82 | Robert Blanton vs. Michigan State | Sept. 17, 2011 (1 return) |
| 2. | 57 | Lo Wood vs. Maryland | Nov. 12, 2011 (1 return) |
| 3. | 49 | Matthias Farley vs. Stanford | Oct. 13, 2012 (1 return) |
| 4. | 47 | Bennett Jackson vs. Purdue | Sept. 8, 2012 (2 returns) |
| 5. | 42 | Darrin Walls vs. Army | Nov. 20, 2010 (1 return) |
| 6. | 39 | Matthias Farley vs. Northwestern | Nov. 15, 2014 (1 return) |
| 7. | 34 | Darius Fleming at Stanford | Nov. 26, 2011 (1 return) |
| | 34 | Bennett Jackson at Purdue | Sept. 14, 2013 (1 return) |
| 9. | 31 | KeiVarae Russell vs. Michigan | Sept. 22, 2012 (1 return) |
| 10. | 30 | Devin Studstill vs. Michigan State | Sept. 17, 2016 (1 return) |

Highest Average/Interception Return (min. 2 returns)

| | | | |
|----|------|--------------------------------|-----------------------|
| 1. | 23.5 | Bennett Jackson vs. Purdue | Sept. 8, 2012 (2-47) |
| 2. | 14.0 | Manti Te'o vs. Michigan | Sept. 22, 2012 (2-28) |
| 3. | 5.3 | Harrison Smith vs. Miami, Fla. | Dec. 31, 2010 (3-16) |
| 4. | -1.5 | Cole Luke vs. Stanford | Oct. 4, 2014 (2-(-3)) |

Most Tackles

| | | | |
|----|----|------------------------------|-----------------------|
| 1. | 21 | Manti Te'o vs. Stanford | Sept. 25, 2010 (8-13) |
| 2. | 16 | Zeke Motta vs. Alabama | Jan. 7, 2013 (7-9) |
| 3. | 15 | Jaylon Smith at Stanford | Nov. 28, 2015 (8-7) |
| | 15 | Dan Fox at Stanford | Nov. 30, 2013 (7-8) |
| 5. | 14 | Jaylon Smith at USC | Nov. 29, 2014 (6-8) |
| | 14 | Jaylon Smith vs. Stanford | Oct. 4, 2014 (7-7) |
| | 14 | Jaylon Smith vs. USC | Oct. 17, 2015 (6-8) |
| | 14 | Jaylon Smith vs. Wake Forest | Nov. 14, 2015 |
| | 14 | Max Redfield at Clemson | Oct. 3, 2015 (11-3) |
| | 14 | Max Redfield vs. LSU | Dec. 30, 2014 (10-4) |
| | 14 | Harrison Smith vs. USC | Oct. 22, 2011 (7-7) |
| | 14 | Manti Te'o vs. USF | Sept. 3, 2011 (6-8) |

Most Sacks

| | | | |
|----|-----|---------------------------------|---------------|
| 1. | 3.0 | Prince Shembo at Boston College | Nov. 10, 2012 |
| | 3.0 | Prince Shembo vs. Arizona State | Oct. 5, 2013 |
| 3. | 2.0 | 18 times | |

Most Tackles for Loss

| | | | |
|----|-----|-----------------------------------|----------------|
| 1. | 6.0 | Jarron Jones vs. Miami, Fla. | Oct. 29, 2016 |
| 2. | 4.0 | Prince Shembo at Boston College | Nov. 10, 2012 |
| 3. | 3.5 | Carlo Calabrese at Boston College | Oct. 2, 2010 |
| 4. | 3.0 | Nyles Morgan vs. Miami, Fla. | Oct. 29, 2016 |
| | 3.0 | Robert Blanton vs. Michigan State | Sept. 17, 2011 |
| | 3.0 | Sheldon Day at Pittsburgh | Nov. 9, 2013 |
| | 3.0 | Darius Fleming at Pittsburgh | Sept. 24, 2011 |
| | 3.0 | Jarron Jones at Florida State | Oct. 18, 2014 |
| | 3.0 | Romeo Okwara vs. Wake Forest | Nov. 14, 2015 |
| | 3.0 | Romeo Okwara at Temple | Oct. 31, 2015 |
| | 3.0 | Prince Shembo vs. Arizona State | Oct. 5, 2013 |
| | 3.0 | Manti Te'o at Purdue | Oct. 1, 2011 |

Most Fumbles Forced

| | | | |
|----|---|---------------------------------|---------------|
| 1. | 2 | Stephon Tuitt at Boston College | Nov. 10, 2012 |
| 2. | 1 | many others | |

Most Fumbles Recovered

| | | | |
|----|---|----------|--|
| 1. | 1 | 40 times | |
|----|---|----------|--|

Most Pass Breakups

| | | | |
|----|---|-------------------------------------|----------------|
| 1. | 5 | Harrison Smith vs. Michigan State | Sept. 17, 2011 |
| 2. | 3 | Donte Vaughn vs. Miami, Fla. | Oct. 29, 2016 |
| | 3 | James Onwualu vs. Stanford | Oct. 15, 2016 |
| | 3 | Cole Luke at Arizona State | Nov. 8, 2014 |
| | 3 | Robert Blanton vs. Michigan State | Sept. 17, 2011 |
| | 3 | KeiVarae Russell vs. Rutgers | Dec. 28, 2013 |
| | 3 | KeiVarae Russell vs. Michigan State | Sept. 21, 2013 |
| 8. | 2 | 24 times | |

Most Blocked Kicks

| | | | |
|----|---|----------------------------------|----------------|
| 1. | 1 | Robert Blanton vs. Utah | Nov. 13, 2010 |
| | 1 | Ben Councill vs. Michigan | Sept. 6, 2014 |
| | 1 | Darius Fleming vs. Air Force | Oct. 8, 2011 |
| | 1 | Jarron Jones vs. Syracuse | Oct. 1, 2016 |
| | 1 | Jarron Jones vs. Temple | Aug. 31, 2013 |
| | 1 | Jarron Jones vs. BYU | Nov. 23, 2013 |
| | 1 | Jarron Jones vs. North Carolina | Oct. 11, 2014 |
| | 1 | Jarron Jones at Texas | Sept. 4, 2016 |
| | 1 | Jarron Jones vs. Syracuse | Sept. 27, 2014 |
| | 1 | Mike McGlinchey vs. Northwestern | Nov. 15, 2014 |
| | 1 | Romeo Okwara vs. UMass | Sept. 26, 2015 |
| | 1 | Isaac Rochell vs. LSU | Dec. 30, 2014 |
| | 1 | Equanimeous St. Brown vs. USC | Oct. 17, 2015 |
| | 1 | Drue Tranquill vs. Stanford | Oct. 4, 2014 |
| | 1 | Stephon Tuitt vs. Stanford | Oct. 13, 2012 |

The Automated ScoreBook
Notre Dame Game Results (as of Nov 05, 2016)
All games

| Date | Opponent | | Score | Overall | Conference | Time | Attend |
|---------------|--------------------|----|--------------|----------------|-------------------|-------------|---------------|
| Sep 04, 2016 | at Texas | Lo | 47-50 | 0-1 | 0-0 | 4:00 | 102315 |
| Sep 10, 2016 | NEVADA | W | 39-10 | 1-1 | 0-0 | 3:25 | 80795 |
| Sep 17, 2016 | #12 MICHIGAN STATE | L | 28-36 | 1-2 | 0-0 | 3:31 | 80795 |
| Sep 24, 2016 | DUKE | L | 35-38 | 1-3 | 0-0 | 3:14 | 80795 |
| !Oct 01, 2016 | vs Syracuse | W | 50-33 | 2-3 | 0-0 | 3:39 | 62794 |
| Oct 08, 2016 | at NC State | L | 3-10 | 2-4 | 0-0 | 4:00 | 58200 |
| Oct 15, 2016 | STANFORD | L | 10-17 | 2-5 | 0-0 | 3:17 | 80795 |
| Oct 29, 2016 | MIAMI | W | 30-27 | 3-5 | 0-0 | 3:38 | 80795 |
| Nov 05, 2016 | vs NAVY | L | 27-28 | 3-6 | 0-0 | 3:05 | 50867 |

The Automated ScoreBook
Notre Dame Overall Team Statistics (as of Nov 05, 2016)
All games

| Team Statistics | ND | OPP |
|-------------------------|-------------|-------------|
| SCORING | 269 | 249 |
| Points Per Game | 29.9 | 27.7 |
| Points Off Turnovers | 77 | 117 |
| FIRST DOWNS | 178 | 186 |
| Rushing | 69 | 86 |
| Passing | 100 | 83 |
| Penalty | 9 | 17 |
| RUSHING YARDAGE | 1345 | 1601 |
| Yards gained rushing | 1562 | 1853 |
| Yards lost rushing | 217 | 252 |
| Rushing Attempts | 322 | 402 |
| Average Per Rush | 4.2 | 4.0 |
| Average Per Game | 149.4 | 177.9 |
| TDs Rushing | 13 | 19 |
| PASSING YARDAGE | 2333 | 1872 |
| Comp-Att-Int | 168-286-7 | 150-246-6 |
| Average Per Pass | 8.2 | 7.6 |
| Average Per Catch | 13.9 | 12.5 |
| Average Per Game | 259.2 | 208.0 |
| TDs Passing | 19 | 10 |
| TOTAL OFFENSE | 3678 | 3473 |
| Total Plays | 608 | 648 |
| Average Per Play | 6.0 | 5.4 |
| Average Per Game | 408.7 | 385.9 |
| KICK RETURNS: #-Yards | 28-633 | 27-535 |
| PUNT RETURNS: #-Yards | 15-159 | 14-235 |
| INT RETURNS: #-Yards | 6-71 | 7-126 |
| KICK RETURN AVERAGE | 22.6 | 19.8 |
| PUNT RETURN AVERAGE | 10.6 | 16.8 |
| INT RETURN AVERAGE | 11.8 | 18.0 |
| FUMBLES-LOST | 15-8 | 12-4 |
| PENALTIES-Yards | 55-471 | 49-438 |
| Average Per Game | 52.3 | 48.7 |
| PUNTS-Yards | 42-1751 | 48-2050 |
| Average Per Punt | 41.7 | 42.7 |
| Net punt average | 35.1 | 38.1 |
| KICKOFFS-Yards | 52-3217 | 45-2726 |
| Average Per Kick | 61.9 | 60.6 |
| Net kick average | 40.0 | 38.2 |
| TIME OF POSSESSION/Game | 28:31 | 31:29 |
| 3RD-DOWN Conversions | 49/124 | 53/135 |
| 3rd-Down Pct | 40% | 39% |
| 4TH-DOWN Conversions | 8/15 | 10/19 |
| 4th-Down Pct | 53% | 53% |
| SACKS BY-Yards | 11-65 | 21-116 |
| MISC YARDS | 0 | 1 |
| TOUCHDOWNS SCORED | 33 | 33 |
| FIELD GOALS-ATTEMPTS | 11-14 | 6-9 |
| ON-SIDE KICKS | 0-0 | 1-2 |
| RED-ZONE SCORES | (30-36) 83% | (26-32) 81% |
| RED-ZONE TOUCHDOWNS | (22-36) 61% | (21-32) 66% |
| PAT-ATTEMPTS | (32-33) 97% | (27-29) 93% |
| ATTENDANCE | 403975 | 160515 |
| Games/Avg Per Game | 5/80795 | 2/80258 |
| Neutral Site Games | | 2/56830 |

| Score by Quarters | 1st | 2nd | 3rd | 4th | OT | Total |
|--------------------------|------------|------------|------------|------------|-----------|--------------|
| Notre Dame | 85 | 62 | 66 | 46 | 10 | 269 |
| Opponents | 44 | 71 | 60 | 61 | 13 | 249 |

The Automated ScoreBook
Notre Dame Individual Season/Career Statistics (as of Nov 05, 2016)
All games

| | SEASON | | | | | | | | | CAREER | | | | | | | | |
|----------------------|--------|--------|--------------|------|-------|-------|-------|-------|-------|--------|--------------|-------|------|-------|-----|-------|----|-------|
| Rushing | gp | att | gain | loss | net | avg | td | lg | avg/g | gp | att | gain | loss | net | avg | td | lg | avg/g |
| ADAMS, Josh | 9 | 113 | 598 | 15 | 583 | 5.2 | 2 | 43 | 64.8 | 22 | 230 | 1467 | 49 | 1418 | 6.2 | 8 | 98 | 64.5 |
| KIZER, DeShone | 9 | 95 | 469 | 101 | 368 | 3.9 | 7 | 49 | 40.9 | 22 | 229 | 1143 | 255 | 888 | 3.9 | 17 | 79 | 40.4 |
| FOLSTON, Tarean | 7 | 53 | 233 | 18 | 215 | 4.1 | 1 | 54 | 30.7 | 33 | 319 | 1657 | 64 | 1593 | 5.0 | 10 | 54 | 48.3 |
| WILLIAMS, Dexter | 9 | 35 | 204 | 5 | 199 | 5.7 | 3 | 59 | 22.1 | 16 | 56 | 288 | 8 | 280 | 5.0 | 4 | 59 | 17.5 |
| SANDERS, C.J. | 9 | 2 | 14 | 0 | 14 | 7.0 | 0 | 12 | 1.6 | 22 | 2 | 14 | 0 | 14 | 7.0 | 0 | 12 | 0.6 |
| CLAYPOOL, Chase | 9 | 1 | 9 | 0 | 9 | 9.0 | 0 | 9 | 1.0 | 9 | 1 | 9 | 0 | 9 | 9.0 | 0 | 9 | 1.0 |
| ANDERSON, Josh | 1 | 1 | 4 | 0 | 4 | 4.0 | 0 | 4 | 4.0 | 2 | 3 | 5 | 1 | 4 | 1.3 | 0 | 4 | 2.0 |
| ZAIRE, Malik | 5 | 14 | 31 | 32 | -1 | -0.1 | 0 | 8 | -0.2 | 14 | 66 | 373 | 84 | 289 | 4.4 | 2 | 56 | 20.6 |
| TEAM | 6 | 8 | 0 | 46 | -46 | -5.8 | 0 | 0 | -7.7 | | | | | | | | | |
| Total | 9 | 322 | 1562 | 217 | 1345 | 4.2 | 13 | 59 | 149.4 | | | | | | | | | |
| Opponents | 9 | 402 | 1853 | 252 | 1601 | 4.0 | 19 | 73 | 177.9 | | | | | | | | | |
| Passing | gp | effic | comp-att-int | pct | yds | td | lg | avg/g | gp | effic | comp-att-int | pct | yds | td | lg | avg/g | | |
| KIZER, DeShone | 9 | 149.49 | 162-268-7 | 60.4 | 2261 | 19 | 79 | 251.2 | 22 | 149.78 | 373-603-17 | 61.9 | 5145 | 40 | 81 | 233.9 | | |
| ZAIRE, Malik | 5 | 75.30 | 6-16-0 | 37.5 | 72 | 0 | 22 | 14.4 | 14 | 147.08 | 53-91-0 | 58.2 | 766 | 5 | 66 | 54.7 | | |
| TEAM | 6 | 0.00 | 0-1-0 | 0.0 | 0 | 0 | 0 | 0.0 | | | | | | | | | | |
| HUNTER JR, Torii | 8 | 0.00 | 0-1-0 | 0.0 | 0 | 0 | 0 | 0.0 | 31 | 98.50 | 1-4-0 | 25.0 | 35 | 0 | 35 | 1.1 | | |
| Total | 9 | 144.29 | 168-286-7 | 58.7 | 2333 | 19 | 79 | 259.2 | | | | | | | | | | |
| Opponents | 9 | 133.43 | 150-246-6 | 61.0 | 1872 | 10 | 72 | 208.0 | | | | | | | | | | |
| Receiving | gp | no. | yds | avg | td | lg | avg/g | gp | no. | yds | avg | td | lg | avg/g | | | | |
| ST. BROWN, E. | 9 | 42 | 745 | 17.7 | 8 | 79 | 82.8 | 16 | 43 | 753 | 17.5 | 8 | 79 | 47.1 | | | | |
| HUNTER JR, Torii | 8 | 38 | 521 | 13.7 | 3 | 47 | 65.1 | 31 | 73 | 949 | 13.0 | 6 | 47 | 30.6 | | | | |
| SANDERS, C.J. | 9 | 20 | 262 | 13.1 | 2 | 34 | 29.1 | 22 | 21 | 262 | 12.5 | 2 | 34 | 11.9 | | | | |
| ADAMS, Josh | 9 | 17 | 134 | 7.9 | 1 | 44 | 14.9 | 22 | 24 | 176 | 7.3 | 2 | 44 | 8.0 | | | | |
| STEPHERSON, Kevin | 9 | 16 | 335 | 20.9 | 3 | 54 | 37.2 | 9 | 16 | 335 | 20.9 | 3 | 54 | 37.2 | | | | |
| SMYTHE, Durham | 9 | 7 | 71 | 10.1 | 2 | 18 | 7.9 | 25 | 11 | 96 | 8.7 | 3 | 18 | 3.8 | | | | |
| FOLSTON, Tarean | 7 | 6 | 48 | 8.0 | 0 | 17 | 6.9 | 33 | 29 | 273 | 9.4 | 1 | 37 | 8.3 | | | | |
| BOYKIN, Miles | 9 | 4 | 57 | 14.2 | 0 | 25 | 6.3 | 9 | 4 | 57 | 14.2 | 0 | 25 | 6.3 | | | | |
| HOLMES, Corey | 9 | 4 | 34 | 8.5 | 0 | 15 | 3.8 | 11 | 4 | 34 | 8.5 | 0 | 15 | 3.1 | | | | |
| FINKE, Chris | 7 | 4 | 33 | 8.2 | 0 | 15 | 4.7 | 7 | 4 | 33 | 8.2 | 0 | 15 | 4.7 | | | | |
| WILLIAMS, Dexter | 9 | 4 | 16 | 4.0 | 0 | 7 | 1.8 | 16 | 4 | 16 | 4.0 | 0 | 7 | 1.0 | | | | |
| CLAYPOOL, Chase | 9 | 3 | 52 | 17.3 | 0 | 33 | 5.8 | 9 | 3 | 52 | 17.3 | 0 | 33 | 5.8 | | | | |
| WEISHAR, Nic | 9 | 2 | 29 | 14.5 | 0 | 16 | 3.2 | 21 | 5 | 48 | 9.6 | 0 | 16 | 2.3 | | | | |
| McGLINCHEY, Mike | 9 | 1 | -4 | -4.0 | 0 | 0 | -0.4 | 35 | 1 | -4 | -4.0 | 0 | 0 | -0.1 | | | | |
| Total | 9 | 168 | 2333 | 13.9 | 19 | 79 | 259.2 | | | | | | | | | | | |
| Opponents | 9 | 150 | 1872 | 12.5 | 10 | 72 | 208.0 | | | | | | | | | | | |
| Total Offense | g | plays | rush | pass | total | avg/g | g | plays | rush | pass | total | avg/g | | | | | | |
| KIZER, DeShone | 9 | 363 | 368 | 2261 | 2629 | 292.1 | 22 | 832 | 888 | 5145 | 6033 | 274.2 | | | | | | |
| ADAMS, Josh | 9 | 113 | 583 | 0 | 583 | 64.8 | 22 | 230 | 1418 | 0 | 1418 | 64.5 | | | | | | |
| FOLSTON, Tarean | 7 | 53 | 215 | 0 | 215 | 30.7 | 33 | 319 | 1593 | 0 | 1593 | 48.3 | | | | | | |
| WILLIAMS, Dexter | 9 | 35 | 199 | 0 | 199 | 22.1 | 16 | 56 | 280 | 0 | 280 | 17.5 | | | | | | |
| ZAIRE, Malik | 5 | 30 | -1 | 72 | 71 | 14.2 | 14 | 157 | 289 | 766 | 1055 | 75.4 | | | | | | |
| SANDERS, C.J. | 9 | 2 | 14 | 0 | 14 | 1.6 | 22 | 2 | 14 | 0 | 14 | 0.6 | | | | | | |
| CLAYPOOL, Chase | 9 | 1 | 9 | 0 | 9 | 1.0 | 9 | 1 | 9 | 0 | 9 | 1.0 | | | | | | |
| ANDERSON, Josh | 1 | 1 | 4 | 0 | 4 | 4.0 | 2 | 3 | 4 | 0 | 4 | 2.0 | | | | | | |
| TEAM | 6 | 9 | -46 | 0 | -46 | -7.7 | | | | | | | | | | | | |
| Total | 9 | 608 | 1345 | 2333 | 3678 | 408.7 | | | | | | | | | | | | |
| Opponents | 9 | 648 | 1601 | 1872 | 3473 | 385.9 | | | | | | | | | | | | |

The Automated ScoreBook
Notre Dame Individual Season/Career Statistics (as of Nov 05, 2016)
All games

| Scoring | SEASON | | | | | CAREER | | | | | | | | | | | | |
|-------------------|--------|-------|-------|-----|------|--------|-----|-----|-----|----|-------|-------|-----|------|-----|-----|-----|-----|
| | td | fg | kick | PAT | | | dxp | saf | pts | td | fg | kick | PAT | | | dxp | saf | pts |
| | | | rush | rcv | pass | | | | | | | rush | rcv | pass | | | | |
| YOON, Justin | - | 11-14 | 32-33 | - | - | - | - | - | 65 | - | 26-31 | 82-85 | - | - | - | - | - | 160 |
| ST. BROWN, E. | 8 | - | - | - | - | - | - | - | 48 | 8 | - | - | - | - | - | - | - | 48 |
| KIZER, DeShone | 7 | - | - | - | - | - | - | - | 42 | 17 | - | - | 0-2 | - | 1-4 | - | - | 102 |
| HUNTER JR, Torii | 3 | - | - | - | - | - | - | - | 18 | 6 | - | - | - | 1 | - | - | - | 38 |
| STEPHERSON, Kevin | 3 | - | - | - | - | - | - | - | 18 | 3 | - | - | - | - | - | - | - | 18 |
| WILLIAMS, Dexter | 3 | - | - | - | - | - | - | - | 18 | 4 | - | - | - | - | - | - | - | 24 |
| ADAMS, Josh | 3 | - | - | - | - | - | - | - | 18 | 10 | - | - | - | - | - | - | - | 60 |
| SANDERS, C.J. | 3 | - | - | - | - | - | - | - | 18 | 5 | - | - | - | - | - | - | - | 30 |
| SMYTHE, Durham | 2 | - | - | - | - | - | - | - | 12 | 3 | - | - | - | - | - | - | - | 18 |
| FOLSTON, Tarean | 1 | - | - | - | - | - | - | - | 6 | 11 | - | - | - | - | - | - | - | 66 |
| LUKE, Cole | - | - | - | - | - | - | 1 | - | 2 | - | - | - | - | - | - | 1 | - | 2 |
| CRAWFORD, Shaun | - | - | - | - | - | - | 1 | - | 2 | - | - | - | - | - | - | 1 | - | 2 |
| TEAM | - | - | - | - | - | - | - | 1 | 2 | | | | | | | | | |
| Total | 33 | 11-14 | 32-33 | - | - | - | 2 | 1 | 269 | | | | | | | | | |
| Opponents | 33 | 6-9 | 27-29 | 1-2 | 1 | 1-1 | - | 1 | 249 | | | | | | | | | |

| Punt Returns | no. | yds | avg | td | lg | no. | yds | avg | td | lg |
|----------------|-----|-----|------|----|----|-----|-----|------|----|----|
| SANDERS, C.J. | 10 | 125 | 12.5 | 0 | 40 | 35 | 307 | 8.8 | 1 | 50 |
| FINKE, Chris | 3 | 38 | 12.7 | 0 | 23 | 3 | 38 | 12.7 | 0 | 23 |
| BOYKIN, Miles | 1 | -2 | -2.0 | 0 | 0 | 1 | -2 | -2.0 | 0 | 0 |
| PRIDE JR, Troy | 1 | -2 | -2.0 | 0 | 0 | 1 | -2 | -2.0 | 0 | 0 |
| Total | 15 | 159 | 10.6 | 0 | 40 | | | | | |
| Opponents | 14 | 235 | 16.8 | 1 | 74 | | | | | |

| Kick Returns | no. | yds | avg | td | lg | no. | yds | avg | td | lg |
|------------------|-----|-----|------|----|----|-----|------|------|----|----|
| SANDERS, C.J. | 20 | 487 | 24.4 | 1 | 93 | 48 | 1127 | 23.5 | 2 | 93 |
| FINKE, Chris | 4 | 79 | 19.8 | 0 | 26 | 4 | 79 | 19.8 | 0 | 26 |
| WILLIAMS, Dexter | 4 | 67 | 16.8 | 0 | 24 | 5 | 87 | 17.4 | 0 | 24 |
| Total | 28 | 633 | 22.6 | 1 | 93 | | | | | |
| Opponents | 27 | 535 | 19.8 | 1 | 96 | | | | | |

| Interceptions | no. | yds | avg | td | lg | no. | yds | avg | td | lg |
|------------------|-----|-----|------|----|----|-----|-----|------|----|----|
| LUKE, Cole | 2 | 14 | 7.0 | 0 | 14 | 8 | 24 | 3.0 | 0 | 16 |
| STUDSTILL, Devin | 1 | 30 | 30.0 | 0 | 30 | 1 | 30 | 30.0 | 0 | 30 |
| JONES, Jarron | 1 | 5 | 5.0 | 0 | 5 | 1 | 5 | 5.0 | 0 | 5 |
| CRAWFORD, Shaun | 1 | 22 | 22.0 | 0 | 22 | 1 | 22 | 22.0 | 0 | 22 |
| VAUGHN, Donte | 1 | 0 | 0.0 | 0 | 0 | 1 | 0 | 0.0 | 0 | 0 |
| Total | 6 | 71 | 11.8 | 0 | 30 | | | | | |
| Opponents | 7 | 126 | 18.0 | 1 | 50 | | | | | |

| Fumble Returns | no. | yds | avg | td | lg | no. | yds | avg | td | lg |
|----------------|-----|-----|-----|----|----|-----|-----|-----|----|----|
| Total | 0 | 0 | 0.0 | 0 | 0 | | | | | |
| Opponents | 1 | 1 | 1.0 | 1 | 1 | | | | | |

The Automated ScoreBook
Notre Dame Individual Season/Career Statistics (as of Nov 05, 2016)
All games

| All Purpose | SEASON | | | | | | | | CAREER | | | | | | | |
|-----------------|--------|------|------|-----|-----|-----|-------|-------|--------|------|-----|-----|------|----|-------|-------|
| | g | rush | rcv | pr | kr | ir | total | avg/g | g | rush | rcv | pr | kr | ir | total | avg/g |
| SANDERS, C.J. | 9 | 14 | 262 | 125 | 487 | 0 | 888 | 98.7 | 22 | 14 | 262 | 307 | 1127 | 0 | 1710 | 77.7 |
| ST. BROWN, E. | 9 | 0 | 745 | 0 | 0 | 0 | 745 | 82.8 | 16 | 0 | 753 | 18 | 0 | 0 | 771 | 48.2 |
| ADAMS, Josh | 9 | 583 | 134 | 0 | 0 | 0 | 717 | 79.7 | 22 | 1418 | 176 | 0 | 0 | 0 | 1594 | 72.5 |
| HUNTER JR, Tori | 8 | 0 | 521 | 0 | 0 | 0 | 521 | 65.1 | 31 | 29 | 949 | 0 | 0 | 0 | 978 | 31.5 |
| KIZER, DeShone | 9 | 368 | 0 | 0 | 0 | 0 | 368 | 40.9 | 22 | 888 | 0 | 0 | 0 | 0 | 888 | 40.4 |
| STEPHERSON, | 9 | 0 | 335 | 0 | 0 | 0 | 335 | 37.2 | 9 | 0 | 335 | 0 | 0 | 0 | 335 | 37.2 |
| WILLIAMS, Dext | 9 | 199 | 16 | 0 | 67 | 0 | 282 | 31.3 | 16 | 280 | 16 | 0 | 87 | 0 | 383 | 23.9 |
| FOLSTON, Tare | 7 | 215 | 48 | 0 | 0 | 0 | 263 | 37.6 | 33 | 1593 | 273 | 0 | 0 | 0 | 1866 | 56.5 |
| FINKE, Chris | 7 | 0 | 33 | 38 | 79 | 0 | 150 | 21.4 | 7 | 0 | 33 | 38 | 79 | 0 | 150 | 21.4 |
| SMYTHE, Durha | 9 | 0 | 71 | 0 | 0 | 0 | 71 | 7.9 | 25 | 0 | 96 | 0 | 0 | 0 | 96 | 3.8 |
| CLAYPOOL, Cha | 9 | 9 | 52 | 0 | 0 | 0 | 61 | 6.8 | 9 | 9 | 52 | 0 | 0 | 0 | 61 | 6.8 |
| BOYKIN, Miles | 9 | 0 | 57 | -2 | 0 | 0 | 55 | 6.1 | 9 | 0 | 57 | -2 | 0 | 0 | 55 | 6.1 |
| HOLMES, Corey | 9 | 0 | 34 | 0 | 0 | 0 | 34 | 3.8 | 11 | 0 | 34 | 0 | 0 | 0 | 34 | 3.1 |
| STUDSTILL, Dev | 9 | 0 | 0 | 0 | 0 | 30 | 30 | 3.3 | 9 | 0 | 0 | 0 | 0 | 30 | 30 | 3.3 |
| WEISHAR, Nic | 9 | 0 | 29 | 0 | 0 | 0 | 29 | 3.2 | 21 | 0 | 48 | 0 | 0 | 0 | 48 | 2.3 |
| CRAWFORD, Sh | 2 | 0 | 0 | 0 | 0 | 22 | 22 | 11.0 | 2 | 0 | 0 | 0 | 0 | 22 | 22 | 11.0 |
| LUKE, Cole | 9 | 0 | 0 | 0 | 0 | 14 | 14 | 1.6 | 48 | 0 | 0 | 0 | 0 | 24 | 24 | 0.5 |
| JONES, Jarron | 9 | 0 | 0 | 0 | 0 | 5 | 5 | 0.6 | 33 | 0 | 0 | 0 | 0 | 5 | 5 | 0.2 |
| ANDERSON, Jos | 1 | 4 | 0 | 0 | 0 | 0 | 4 | 4.0 | 2 | 4 | 0 | 0 | 0 | 0 | 4 | 2.0 |
| ZAIRE, Malik | 5 | -1 | 0 | 0 | 0 | 0 | -1 | -0.2 | 14 | 289 | 0 | 0 | 0 | 0 | 289 | 20.6 |
| PRIDE JR, Troy | 5 | 0 | 0 | -2 | 0 | 0 | -2 | -0.4 | 5 | 0 | 0 | -2 | 0 | 0 | -2 | -0.4 |
| McGLINCHEY, | 9 | 0 | -4 | 0 | 0 | 0 | -4 | -0.4 | 35 | 0 | -4 | 0 | 0 | 0 | -4 | -0.1 |
| TEAM | 6 | -46 | 0 | 0 | 0 | 0 | -46 | -7.7 | | | | | | | | |
| Total | 9 | 1345 | 2333 | 159 | 633 | 71 | 4541 | 504.6 | | | | | | | | |
| Opponents | 9 | 1601 | 1872 | 235 | 535 | 126 | 4369 | 485.4 | | | | | | | | |

| Field Goals | att | good | long | blkd | att | good | long | blkd |
|--------------|-----|------|------|------|-----|------|------|------|
| YOON, Justin | 14 | 11 | 40 | 1 | 31 | 26 | 52 | 1 |
| Total | 14 | 11 | 40 | 1 | | | | |
| Opponents | 9 | 6 | 43 | 0 | | | | |

| Punting | no. | yds | avg | lg | blk | no. | yds | avg | lg | blk |
|----------------|-----|------|------|----|-----|-----|------|------|----|-----|
| NEWSOME, Tyler | 39 | 1691 | 43.4 | 71 | 2 | 94 | 4137 | 44.0 | 71 | 2 |
| TEAM | 2 | 23 | 11.5 | 23 | 0 | | | | | |
| KIZER, DeShone | 1 | 37 | 37.0 | 37 | 0 | 3 | 118 | 39.3 | 43 | 0 |
| Total | 42 | 1751 | 41.7 | 71 | 2 | | | | | |
| Opponents | 48 | 2050 | 42.7 | 68 | 0 | | | | | |

| Kickoffs | no. | yds | avg | tb | ob | no. | yds | avg | tb | ob |
|----------------|-----|------|------|----|----|-----|------|------|----|----|
| YOON, Justin | 49 | 3044 | 62.1 | 23 | 1 | 49 | 3044 | 62.1 | 23 | 1 |
| CHERESON, John | 3 | 173 | 57.7 | 1 | 0 | 3 | 173 | 57.7 | 1 | 0 |
| Total | 52 | 3217 | 61.9 | 24 | 1 | | | | | |
| Opponents | 45 | 2726 | 60.6 | 15 | 1 | | | | | |

The Automated ScoreBook
Notre Dame Game Superlatives (as of Nov 05, 2016)
All games

INDIVIDUAL GAME HIGHS

| | | |
|---------------------|------|---|
| Rushes | 20 | ADAMS, Josh vs Syracuse (Oct 01, 2016) |
| Yards Rushing | 106 | ADAMS, Josh vs Nevada (Sep 10, 2016) |
| TD Rushes | 2 | KIZER, DeShone vs Michigan State (Sep 17, 2016) |
| Long Rush | 59 | WILLIAMS, Dexter vs Syracuse (Oct 01, 2016) |
| Pass attempts | 38 | KIZER, DeShone vs Miami (Oct 29, 2016) |
| Pass completions | 25 | KIZER, DeShone vs Miami (Oct 29, 2016) |
| Yards Passing | 471 | KIZER, DeShone vs Syracuse (Oct 01, 2016) |
| TD Passes | 5 | KIZER, DeShone at Texas (Sep 04, 2016) |
| Long Pass | 79 | KIZER, DeShone vs Syracuse (Oct 01, 2016) |
| Receptions | 8 | HUNTER JR, Torii vs NAVY (Nov 05, 2016) |
| Yards Receiving | 182 | ST. BROWN, E. vs Syracuse (Oct 01, 2016) |
| TD Receptions | 2 | ST. BROWN, E. at Texas (Sep 04, 2016) |
| | 2 | ST. BROWN, E. vs Syracuse (Oct 01, 2016) |
| Long Reception | 79 | ST. BROWN, E. vs Syracuse (Oct 01, 2016) |
| Field Goals | 3 | YOON, Justin vs Miami (Oct 29, 2016) |
| Long Field Goal | 40 | YOON, Justin at NC State (Oct 08, 2016) |
| Punts | 7 | NEWSOME, Tyler at Texas (Sep 04, 2016) |
| Punting Avg | 50.3 | NEWSOME, Tyler vs Michigan State (Sep 17, 2016) |
| Long Punt | 71 | NEWSOME, Tyler vs Michigan State (Sep 17, 2016) |
| Punts inside 20 | 3 | NEWSOME, Tyler vs Michigan State (Sep 17, 2016) |
| Long Punt Return | 40 | SANDERS, C.J. at Texas (Sep 04, 2016) |
| Long Kickoff Return | 93 | SANDERS, C.J. vs Syracuse (Oct 01, 2016) |
| Tackles | 13 | MORGAN, Nyles at Texas (Sep 04, 2016) |
| | 13 | TRANQUILL, Drue vs Syracuse (Oct 01, 2016) |
| Sacks | 2.0 | MARTINI, Greer vs Stanford (Oct 15, 2016) |
| | 2.0 | MORGAN, Nyles vs Miami (Oct 29, 2016) |
| Tackles For Loss | 6.0 | JONES, Jarron vs Miami (Oct 29, 2016) |
| Interceptions | 1 | CRAWFORD, Shaun at Texas (Sep 04, 2016) |
| | 1 | JONES, Jarron vs Nevada (Sep 10, 2016) |
| | 1 | STUDSTILL, Devin vs Michigan State (Sep 17, 2016) |
| | 1 | VAUGHN, Donte vs Duke (Sep 24, 2016) |
| | 1 | LUKE, Cole vs Stanford (Oct 15, 2016) |
| | 1 | LUKE, Cole vs Miami (Oct 29, 2016) |

The Automated ScoreBook
Notre Dame Game Superlatives (as of Nov 05, 2016)
All games

TEAM GAME HIGHS

| | | |
|------------------|------|----------------------------------|
| Rushes | 46 | at Texas (Sep 04, 2016) |
| | 46 | vs Nevada (Sep 10, 2016) |
| Yards Rushing | 239 | vs Nevada (Sep 10, 2016) |
| Yards Per Rush | 5.2 | vs Nevada (Sep 10, 2016) |
| TD Rushes | 3 | vs Nevada (Sep 10, 2016) |
| | 3 | vs Duke (Sep 24, 2016) |
| Pass attempts | 38 | vs Miami (Oct 29, 2016) |
| Pass completions | 25 | vs Miami (Oct 29, 2016) |
| Yards Passing | 471 | vs Syracuse (Oct 01, 2016) |
| Yards Per Pass | 13.5 | vs Syracuse (Oct 01, 2016) |
| TD Passes | 5 | at Texas (Sep 04, 2016) |
| Total Plays | 76 | at Texas (Sep 04, 2016) |
| Total Offense | 654 | vs Syracuse (Oct 01, 2016) |
| Yards Per Play | 9.1 | vs Syracuse (Oct 01, 2016) |
| Points | 50 | vs Syracuse (Oct 01, 2016) |
| Sacks By | 5 | vs Miami (Oct 29, 2016) |
| First Downs | 25 | vs Syracuse (Oct 01, 2016) |
| Penalties | 9 | vs Nevada (Sep 10, 2016) |
| Penalty Yards | 94 | vs Nevada (Sep 10, 2016) |
| Turnovers | 3 | vs Michigan State (Sep 17, 2016) |
| | 3 | vs Duke (Sep 24, 2016) |
| | 3 | at NC State (Oct 08, 2016) |
| Interceptions By | 1 | at Texas (Sep 04, 2016) |
| | 1 | vs Nevada (Sep 10, 2016) |
| | 1 | vs Michigan State (Sep 17, 2016) |
| | 1 | vs Duke (Sep 24, 2016) |
| | 1 | vs Stanford (Oct 15, 2016) |
| | 1 | vs Miami (Oct 29, 2016) |
| Punts | 7 | at Texas (Sep 04, 2016) |
| Punting Avg | 50.3 | vs Michigan State (Sep 17, 2016) |
| Long Punt | 71 | vs Michigan State (Sep 17, 2016) |
| Punts inside 20 | 3 | vs Michigan State (Sep 17, 2016) |
| Long Punt Return | 40 | at Texas (Sep 04, 2016) |

The Automated ScoreBook
Notre Dame Game Superlatives (as of Nov 05, 2016)
All games

OPPONENT INDIVIDUAL GAME HIGHS

| | | |
|---------------------|------|--|
| Rushes | 28 | WORTH, Will, vs NAVY (Nov 05, 2016) |
| Yards Rushing | 175 | WORTH, Will, vs NAVY (Nov 05, 2016) |
| TD Rushes | 3 | Swoopes, Tyrone, at Texas (Sep 04, 2016) |
| | 3 | Dungey, E., vs Syracuse (Oct 01, 2016) |
| Long Rush | 73 | Holmes, Gerald, vs Michigan State (Sep 17, 2016) |
| Pass attempts | 51 | Dungey, E., vs Syracuse (Oct 01, 2016) |
| Pass completions | 31 | Dungey, E., vs Syracuse (Oct 01, 2016) |
| Yards Passing | 363 | Dungey, E., vs Syracuse (Oct 01, 2016) |
| TD Passes | 3 | Jones, D, vs Duke (Sep 24, 2016) |
| Long Pass | 72 | Buechele, Shane, at Texas (Sep 04, 2016) |
| | 72 | Dungey, E., vs Syracuse (Oct 01, 2016) |
| Receptions | 8 | Shelton, R.J., vs Michigan State (Sep 17, 2016) |
| | 8 | Rahming, T.J., vs Duke (Sep 24, 2016) |
| Yards Receiving | 134 | Etta-Tawo, A., vs Syracuse (Oct 01, 2016) |
| TD Receptions | 2 | Nash, A, vs Duke (Sep 24, 2016) |
| Long Reception | 72 | Burt, John, at Texas (Sep 04, 2016) |
| | 72 | Etta-Tawo, A., vs Syracuse (Oct 01, 2016) |
| Field Goals | 2 | Badgley,M., vs Miami (Oct 29, 2016) |
| Long Field Goal | 43 | Badgley,M., vs Miami (Oct 29, 2016) |
| Punts | 8 | Hofrichter, S., vs Syracuse (Oct 01, 2016) |
| Punting Avg | 55.0 | Dickson, Michae, at Texas (Sep 04, 2016) |
| Long Punt | 68 | BOY, Alex, vs Nevada (Sep 10, 2016) |
| Punts inside 20 | 4 | BOY, Alex, vs Nevada (Sep 10, 2016) |
| Long Punt Return | 74 | Estime, B., vs Syracuse (Oct 01, 2016) |
| Long Kickoff Return | 96 | Wilson, S, vs Duke (Sep 24, 2016) |
| Tackles | 17 | Bennett, P., vs Syracuse (Oct 01, 2016) |
| Sacks | 3.0 | Chubb, B., at NC State (Oct 08, 2016) |
| Tackles For Loss | 3.5 | Chubb, B., at NC State (Oct 08, 2016) |
| Interceptions | 1 | JOHNSON, K., vs Nevada (Sep 10, 2016) |
| | 1 | Reschke, Jon, vs Michigan State (Sep 17, 2016) |
| | 1 | Singleton, D, vs Duke (Sep 24, 2016) |
| | 1 | Franklin, Z., vs Syracuse (Oct 01, 2016) |
| | 1 | Morehead, J., at NC State (Oct 08, 2016) |
| | 1 | Meeks,Q, vs Stanford (Oct 15, 2016) |
| | 1 | Lloyd,D, vs Stanford (Oct 15, 2016) |

The Automated ScoreBook
Notre Dame Game Superlatives (as of Nov 05, 2016)
All games

OPPONENT TEAM GAME HIGHS

| | | |
|------------------|------|----------------------------|
| Rushes | 59 | at Texas (Sep 04, 2016) |
| Yards Rushing | 320 | vs NAVY (Nov 05, 2016) |
| Yards Per Rush | 5.7 | vs NAVY (Nov 05, 2016) |
| TD Rushes | 5 | at Texas (Sep 04, 2016) |
| Pass attempts | 51 | vs Syracuse (Oct 01, 2016) |
| Pass completions | 31 | vs Syracuse (Oct 01, 2016) |
| Yards Passing | 363 | vs Syracuse (Oct 01, 2016) |
| Yards Per Pass | 10.4 | at Texas (Sep 04, 2016) |
| TD Passes | 3 | vs Duke (Sep 24, 2016) |
| Total Plays | 88 | vs Syracuse (Oct 01, 2016) |
| Total Offense | 517 | at Texas (Sep 04, 2016) |
| Yards Per Play | 6.7 | vs Duke (Sep 24, 2016) |
| Points | 50 | at Texas (Sep 04, 2016) |
| Sacks By | 5 | at NC State (Oct 08, 2016) |
| First Downs | 26 | at Texas (Sep 04, 2016) |
| Penalties | 11 | at Texas (Sep 04, 2016) |
| | 11 | vs Nevada (Sep 10, 2016) |
| Penalty Yards | 104 | at Texas (Sep 04, 2016) |
| Turnovers | 3 | vs Stanford (Oct 15, 2016) |
| Interceptions By | 2 | vs Stanford (Oct 15, 2016) |
| Punts | 9 | vs Syracuse (Oct 01, 2016) |
| Punting Avg | 55.0 | at Texas (Sep 04, 2016) |
| Long Punt | 68 | vs Nevada (Sep 10, 2016) |
| Punts inside 20 | 4 | vs Nevada (Sep 10, 2016) |
| Long Punt Return | 74 | vs Syracuse (Oct 01, 2016) |

The Automated ScoreBook
Notre Dame Team Game-by-Game (as of Nov 05, 2016)
All games

TEAM STATISTICS

| Date | Opponent | Rushing | | | | Receiving | | | | Passing | | | | Kick Returns | | | | Punt Returns | | | | tot off |
|-----------|----------------|---------|------|----|----|-----------|------|----|----|-------------|------|----|----|--------------|-----|----|----|--------------|-----|----|----|------------|
| | | no. | yds | td | lg | no. | yds | td | lg | cmp-att-int | yds | td | lg | no. | yds | td | lg | no. | yds | td | lg | |
| Sep 04 | at Texas | 46 | 206 | 1 | 54 | 17 | 238 | 5 | 30 | 17-30-0 | 238 | 5 | 30 | 5 | 95 | 0 | 26 | 2 | 51 | 0 | 40 | 444 |
| Sep 10 | NEVADA | 46 | 239 | 3 | 43 | 19 | 205 | 2 | 49 | 19-27-1 | 205 | 2 | 49 | 2 | 44 | 0 | 37 | 2 | 39 | 0 | 24 | 444 |
| Sep 17 | MICHIGAN STATE | 25 | 57 | 2 | 14 | 20 | 344 | 2 | 48 | 20-37-1 | 344 | 2 | 48 | 3 | 60 | 0 | 24 | 3 | 7 | 0 | 6 | 401 |
| Sep 24 | DUKE | 37 | 153 | 3 | 23 | 22 | 381 | 2 | 44 | 22-37-1 | 381 | 2 | 44 | 6 | 118 | 0 | 26 | 1 | 12 | 0 | 12 | 534 |
| Oct 01 | vs Syracuse | 37 | 183 | 2 | 59 | 23 | 471 | 3 | 79 | 23-35-1 | 471 | 3 | 79 | 4 | 143 | 1 | 93 | 1 | 0 | 0 | 0 | 654 |
| Oct 08 | at NC State | 38 | 59 | 0 | 12 | 9 | 54 | 0 | 11 | 9-26-1 | 54 | 0 | 11 | 2 | 46 | 0 | 26 | 0 | 0 | 0 | 0 | 113 |
| Oct 15 | STANFORD | 35 | 153 | 1 | 49 | 14 | 154 | 0 | 33 | 14-29-2 | 154 | 0 | 33 | 1 | 11 | 0 | 11 | 1 | 5 | 0 | 5 | 307 |
| Oct 29 | MIAMI | 29 | 148 | 1 | 41 | 25 | 263 | 2 | 53 | 25-38-0 | 263 | 2 | 53 | 2 | 55 | 0 | 36 | 5 | 45 | 0 | 23 | 411 |
| Nov 05 | vs NAVY | 29 | 147 | 0 | 18 | 19 | 223 | 3 | 26 | 19-27-0 | 223 | 3 | 26 | 3 | 61 | 0 | 31 | 0 | 0 | 0 | 0 | 370 |
| Opponents | | 322 | 1345 | 13 | 59 | 168 | 2333 | 19 | 79 | 168-286-7 | 2333 | 19 | 79 | 28 | 633 | 1 | 93 | 15 | 159 | 0 | 40 | 3678 |
| | | 402 | 1601 | 19 | 73 | 150 | 1872 | 10 | 72 | 150-246-6 | 1872 | 10 | 72 | 27 | 535 | 1 | 96 | 14 | 235 | 1 | 74 | 3473 |

Games played: 9
 Avg per rush: 4.2
 Avg per catch: 13.9
 Pass efficiency: 144.29
 Kick ret avg: 22.6
 Punt ret avg: 10.6
 All purpose avg/game: 504.6
 Total offense avg/gm: 408.7

| Date | Opponent | Tackles | | | | Sacks no-yds | Fumble | | Pass Defense | | | blkd kick | PAT Attempts | | | off | | | |
|-----------|----------------|---------|-----|-------|----------|-----------------|--------|--------|--------------|-----|------|--------------|--------------|------|-----|-----|-----|-----|----|
| | | ua | a | total | tfl-yds | | ff | fr-yds | int-yds | qbh | brup | | kick | rush | rcv | saf | t/o | pts | |
| Sep 04 | at Texas | 54 | 28 | 82 | 5.0-6 | 0.0-0 | 0 | 0-0 | 1-22 | 1 | 1 | 1 | 6-6 | 0 | 0 | 0 | 0 | 28 | 47 |
| Sep 10 | NEVADA | 35 | 14 | 49 | 4.0-15 | 0.0-0 | 0 | 0-0 | 1-5 | 6 | 3 | 0 | 4-5 | 0 | 0 | 1 | 21 | 39 | |
| Sep 17 | MICHIGAN STATE | 54 | 20 | 74 | 5.0-15 | 0.0-0 | 0 | 0-0 | 1-30 | 4 | 4 | 0 | 4-4 | 0 | 0 | 0 | 0 | 28 | |
| Sep 24 | DUKE | 49 | 28 | 77 | 3.0-11 | 1.0-7 | 0 | 0-0 | 1-0 | 0 | 3 | 0 | 5-5 | 0 | 0 | 0 | 0 | 35 | |
| Oct 01 | vs Syracuse | 32 | 64 | 96 | 7.0-16 | 2.0-6 | 1 | 0-0 | 0-0 | 11 | 3 | 1 | 6-6 | 0 | 0 | 0 | 0 | 50 | |
| Oct 08 | at NC State | 33 | 42 | 75 | 5.0-23 | 0.0-0 | 3 | 2-0 | 0-0 | 0 | 1 | 0 | 0-0 | 0 | 0 | 0 | 0 | 3 | |
| Oct 15 | STANFORD | 45 | 8 | 53 | 5.0-14 | 3.0-11 | 2 | 2-0 | 1-0 | 2 | 4 | 0 | 1-1 | 0 | 0 | 0 | 14 | 10 | |
| Oct 29 | MIAMI | 57 | 8 | 65 | 12.0-59 | 5.0-41 | 0 | 0-0 | 1-14 | 3 | 8 | 0 | 3-3 | 0 | 0 | 0 | 14 | 30 | |
| Nov 05 | vs NAVY | 24 | 64 | 88 | 4.0-12 | 0.0-0 | 0 | 0-0 | 0-0 | 0 | 1 | 0 | 3-3 | 0 | 0 | 0 | 0 | 27 | |
| Opponents | | 383 | 276 | 659 | 50.0-171 | 11.0-65 | 6 | 4-0 | 6-71 | 27 | 28 | 2 | 32-33 | 0 | 0 | 1 | 77 | 269 | |
| | | 354 | 214 | 568 | 46.0-181 | 21.0-116 | 8 | 8-1 | 7-126 | 20 | 29 | 3 | 27-29 | 1 | 1 | 1 | 117 | 249 | |

| Date | Opponent | Punting | | | | | | | | | | Field Goals | | | Kickoffs | | | | |
|-----------|----------------|---------|------|------|------|------|----|----|-----|-----|--------|-------------|------|-----|----------|------|----|----|--|
| | | no. | yds | avg | long | blkd | tb | fc | 50+ | i20 | md-att | long | blkd | no. | yds | avg | tb | ob | |
| Sep 04 | at Texas | 7 | 268 | 38.3 | 53 | 0 | 0 | 1 | 1 | 2 | 1-2 | 39 | 1 | 6 | 380 | 63.3 | 4 | 0 | |
| Sep 10 | NEVADA | 5 | 224 | 44.8 | 53 | 0 | 0 | 1 | 2 | 2 | 1-1 | 21 | 0 | 7 | 455 | 65.0 | 4 | 0 | |
| Sep 17 | MICHIGAN STATE | 6 | 302 | 50.3 | 71 | 0 | 0 | 3 | 3 | 3 | 0-0 | 0 | 0 | 5 | 276 | 55.2 | 2 | 0 | |
| Sep 24 | DUKE | 4 | 188 | 47.0 | 58 | 0 | 1 | 0 | 2 | 1 | 0-1 | 0 | 0 | 6 | 385 | 64.2 | 1 | 0 | |
| Oct 01 | vs Syracuse | 5 | 196 | 39.2 | 55 | 0 | 0 | 0 | 1 | 1 | 2-3 | 39 | 0 | 9 | 564 | 62.7 | 4 | 0 | |
| Oct 08 | at NC State | 6 | 217 | 36.2 | 69 | 1 | 0 | 0 | 1 | 2 | 1-1 | 40 | 0 | 2 | 108 | 54.0 | 0 | 0 | |
| Oct 15 | STANFORD | 4 | 171 | 42.8 | 58 | 0 | 1 | 0 | 1 | 0 | 1-1 | 29 | 0 | 4 | 242 | 60.5 | 2 | 0 | |
| Oct 29 | MIAMI | 4 | 153 | 38.2 | 52 | 1 | 0 | 1 | 1 | 2 | 3-3 | 37 | 0 | 7 | 433 | 61.9 | 4 | 0 | |
| Nov 05 | vs NAVY | 1 | 32 | 32.0 | 32 | 0 | 0 | 0 | 0 | 0 | 2-2 | 39 | 0 | 6 | 374 | 62.3 | 3 | 1 | |
| Opponents | | 42 | 1751 | 41.7 | 71 | 2 | 2 | 6 | 12 | 13 | 11-14 | 40 | 1 | 52 | 3217 | 61.9 | 24 | 1 | |
| | | 48 | 2050 | 42.7 | 68 | 0 | 3 | 11 | 12 | 15 | 6-9 | 43 | 0 | 45 | 2726 | 60.6 | 15 | 1 | |

The Automated ScoreBook
Notre Dame Opponent Game-by-Game (as of Nov 05, 2016)
All games

OPPONENT STATISTICS

| Date | Opponent | Rushing | | | | Receiving | | | | Passing | | | | Kick Returns | | | | Punt Returns | | | | tot off |
|------------|----------------|---------|------|----|----|-----------|------|----|----|-------------|------|----|----|--------------|-----|----|----|--------------|-----|----|----|------------|
| | | no. | yds | td | lg | no. | yds | td | lg | cmp-att-int | yds | td | lg | no. | yds | td | lg | no. | yds | td | lg | |
| Sep 04 | at Texas | 59 | 237 | 5 | 19 | 16 | 280 | 2 | 72 | 16-27-1 | 280 | 2 | 72 | 2 | 29 | 0 | 19 | 3 | 30 | 0 | 20 | 517 |
| Sep 10 | NEVADA | 30 | 99 | 1 | 17 | 12 | 201 | 0 | 68 | 12-26-1 | 201 | 0 | 68 | 3 | 41 | 0 | 25 | 2 | 7 | 0 | 4 | 300 |
| Sep 17 | MICHIGAN STATE | 52 | 260 | 3 | 73 | 19 | 241 | 2 | 38 | 19-26-1 | 241 | 2 | 38 | 3 | 42 | 0 | 26 | 0 | 0 | 0 | 0 | 501 |
| Sep 24 | DUKE | 42 | 208 | 1 | 32 | 24 | 290 | 3 | 64 | 24-32-1 | 290 | 3 | 64 | 5 | 184 | 1 | 96 | 2 | 22 | 0 | 18 | 498 |
| Oct 01 | vs Syracuse | 37 | 126 | 3 | 18 | 31 | 363 | 2 | 72 | 31-51-0 | 363 | 2 | 72 | 5 | 91 | 0 | 20 | 3 | 128 | 0 | 74 | 489 |
| Oct 08 | at NC State | 51 | 157 | 0 | 28 | 7 | 41 | 0 | 13 | 7-14-0 | 41 | 0 | 13 | 2 | 32 | 0 | 28 | 2 | 25 | 1 | 16 | 198 |
| Oct 15 | STANFORD | 40 | 176 | 1 | 17 | 10 | 120 | 0 | 21 | 10-20-1 | 120 | 0 | 21 | 2 | 22 | 0 | 20 | 1 | -7 | 0 | 0 | 296 |
| Oct 29 | MIAMI | 35 | 18 | 1 | 16 | 26 | 288 | 1 | 24 | 26-42-1 | 288 | 1 | 24 | 3 | 56 | 0 | 21 | 1 | 30 | 0 | 30 | 306 |
| Nov 05 | vs NAVY | 56 | 320 | 4 | 60 | 5 | 48 | 0 | 15 | 5-8-0 | 48 | 0 | 15 | 2 | 38 | 0 | 21 | 0 | 0 | 0 | 0 | 368 |
| Notre Dame | | 402 | 1601 | 19 | 73 | 150 | 1872 | 10 | 72 | 150-246-6 | 1872 | 10 | 72 | 27 | 535 | 1 | 96 | 14 | 235 | 1 | 74 | 3473 |
| | | 322 | 1345 | 13 | 59 | 168 | 2333 | 19 | 79 | 168-286-7 | 2333 | 19 | 79 | 28 | 633 | 1 | 93 | 15 | 159 | 0 | 40 | 3678 |

Games played: 9
 Avg per rush: 4.0
 Avg per catch: 12.5
 Pass efficiency: 133.43
 Kick ret avg: 19.8
 Punt ret avg: 16.8
 All purpose avg/game: 485.4
 Total offense avg/gm: 385.9

| Date | Opponent | Tackles | | | | Sacks no-yds | Fumble | | Pass Defense | | | blkd kick | PAT Attempts | | | off | | | | |
|------------|----------------|---------|-----|-------|----------|-----------------|--------|--------|--------------|-----|------|--------------|--------------|------|-----|-----|-----|-----|---|----|
| | | ua | a | total | tfl-yds | | ff | fr-yds | int-yds | qbh | brup | | kick | rush | rcv | saf | t/o | pts | | |
| Sep 04 | at Texas | 54 | 16 | 70 | 6.0-29 | 3.0-19 | 0 | 0-0 | 0-0 | 2 | 4 | 1 | 5-6 | 0 | 0 | 0 | 0 | 0 | 0 | 50 |
| Sep 10 | NEVADA | 56 | 12 | 68 | 6.0-17 | 0.0-0 | 1 | 0-0 | 1-0 | 1 | 1 | 0 | 1-1 | 0 | 0 | 0 | 0 | 0 | 0 | 10 |
| Sep 17 | MICHIGAN STATE | 36 | 12 | 48 | 6.0-19 | 2.0-11 | 1 | 2-0 | 1-0 | 5 | 3 | 0 | 4-4 | 0 | 1 | 0 | 45 | 36 | | |
| Sep 24 | DUKE | 47 | 18 | 65 | 5.0-29 | 3.0-23 | 2 | 2-0 | 1-0 | 4 | 5 | 0 | 5-5 | 0 | 0 | 0 | 30 | 38 | | |
| Oct 01 | vs Syracuse | 25 | 60 | 85 | 4.0-23 | 2.0-19 | 0 | 0-0 | 1-13 | 1 | 2 | 0 | 3-4 | 0 | 0 | 0 | 0 | 33 | | |
| Oct 08 | at NC State | 30 | 28 | 58 | 8.0-26 | 5.0-17 | 2 | 2-1 | 1-25 | 3 | 6 | 1 | 1-1 | 0 | 0 | 0 | 0 | 10 | | |
| Oct 15 | STANFORD | 36 | 16 | 52 | 6.0-26 | 4.0-21 | 1 | 0-0 | 2-88 | 1 | 4 | 0 | 1-1 | 1 | 0 | 1 | 14 | 17 | | |
| Oct 29 | MIAMI | 46 | 14 | 60 | 4.0-11 | 1.0-5 | 1 | 2-0 | 0-0 | 1 | 4 | 1 | 3-3 | 0 | 0 | 0 | 28 | 27 | | |
| Nov 05 | vs NAVY | 24 | 38 | 62 | 1.0-1 | 1.0-1 | 0 | 0-0 | 0-0 | 2 | 0 | 0 | 4-4 | 0 | 0 | 0 | 0 | 28 | | |
| Notre Dame | | 354 | 214 | 568 | 46.0-181 | 21.0-116 | 8 | 8-1 | 7-126 | 20 | 29 | 3 | 27-29 | 1 | 1 | 1 | 117 | 249 | | |
| | | 383 | 276 | 659 | 50.0-171 | 11.0-65 | 6 | 4-0 | 6-71 | 27 | 28 | 2 | 32-33 | 0 | 0 | 1 | 77 | 269 | | |

| Date | Opponent | Punting | | | | | | | | | | Field Goals | | | Kickoffs | | | | |
|------------|----------------|---------|------|------|------|------|----|----|-----|-----|--------|-------------|------|-----|----------|------|----|----|--|
| | | no. | yds | avg | long | blkd | tb | fc | 50+ | i20 | md-att | long | blkd | no. | yds | avg | tb | ob | |
| Sep 04 | at Texas | 6 | 330 | 55.0 | 64 | 0 | 1 | 2 | 5 | 1 | 1-1 | 25 | 0 | 7 | 435 | 62.1 | 2 | 0 | |
| Sep 10 | NEVADA | 7 | 311 | 44.4 | 68 | 0 | 0 | 2 | 2 | 4 | 1-1 | 27 | 0 | 4 | 224 | 56.0 | 2 | 0 | |
| Sep 17 | MICHIGAN STATE | 7 | 266 | 38.0 | 42 | 0 | 0 | 1 | 0 | 2 | 0-0 | 0 | 0 | 6 | 383 | 63.8 | 2 | 1 | |
| Sep 24 | DUKE | 4 | 169 | 42.2 | 53 | 0 | 0 | 2 | 1 | 2 | 1-1 | 19 | 0 | 7 | 402 | 57.4 | 1 | 0 | |
| Oct 01 | vs Syracuse | 9 | 349 | 38.8 | 57 | 0 | 1 | 1 | 1 | 3 | 0-1 | 0 | 0 | 5 | 259 | 51.8 | 0 | 0 | |
| Oct 08 | at NC State | 4 | 148 | 37.0 | 42 | 0 | 1 | 0 | 0 | 0 | 1-2 | 38 | 0 | 3 | 182 | 60.7 | 1 | 0 | |
| Oct 15 | STANFORD | 4 | 163 | 40.8 | 50 | 0 | 0 | 1 | 1 | 1 | 0-1 | 0 | 0 | 3 | 195 | 65.0 | 2 | 0 | |
| Oct 29 | MIAMI | 7 | 314 | 44.9 | 59 | 0 | 0 | 2 | 2 | 2 | 2-2 | 43 | 0 | 5 | 326 | 65.2 | 3 | 0 | |
| Nov 05 | vs NAVY | 0 | 0 | 0.0 | 0 | 0 | 0 | 0 | 0 | 0 | 0-0 | 0 | 0 | 5 | 320 | 64.0 | 2 | 0 | |
| Notre Dame | | 48 | 2050 | 42.7 | 68 | 0 | 3 | 11 | 12 | 15 | 6-9 | 43 | 0 | 45 | 2726 | 60.6 | 15 | 1 | |
| | | 42 | 1751 | 41.7 | 71 | 2 | 2 | 6 | 12 | 13 | 11-14 | 40 | 1 | 52 | 3217 | 61.9 | 24 | 1 | |

The Automated ScoreBook
Notre Dame Team Game-by-Game Comparison (as of Nov 05, 2016)
All games

| Opponent | Score | First Downs | | | | Pen | Rushing Number-Yards | Passing | | Total Offense Plays-Yards | Return Yards | Turn- Overs |
|----------------|-----------|-------------|---------|----------|--------------|---------------------|-------------------------|-------------|---------------------|------------------------------|-----------------|----------------|
| | | Total | Rush | Pass | Comp-Att-Int | | | Yards | | | | |
| Texas | 47 - 50 | 22 / 26 | 10 / 14 | 11 / 10 | 1 / 2 | 46-206 / 59-237 | 17-30-0 / 16-27-1 | 238 / 280 | 76-444 / 86-517 | 168 / 59 | 0 / 1 | |
| NEVADA | 39 - 10 | 21 / 16 | 10 / 7 | 9 / 5 | 2 / 4 | 46-239 / 30-99 | 19-27-1 / 12-26-1 | 205 / 201 | 73-444 / 56-300 | 88 / 48 | 1 / 1 | |
| MICHIGAN STATE | 28 - 36 | 19 / 22 | 3 / 9 | 14 / 12 | 2 / 1 | 25-57 / 52-260 | 20-37-1 / 19-26-1 | 344 / 241 | 62-401 / 78-501 | 97 / 42 | 3 / 1 | |
| DUKE | 35 - 38 | 24 / 24 | 9 / 11 | 15 / 12 | 0 / 1 | 37-153 / 42-208 | 22-37-1 / 24-32-1 | 381 / 290 | 74-534 / 74-498 | 130 / 206 | 3 / 1 | |
| Syracuse | 50 - 33 | 25 / 25 | 6 / 6 | 17 / 16 | 2 / 3 | 37-183 / 37-126 | 23-35-1 / 31-51-0 | 471 / 363 | 72-654 / 88-489 | 143 / 232 | 1 / 0 | |
| NC State | 3 - 10 | 10 / 14 | 5 / 11 | 4 / 2 | 1 / 1 | 38-59 / 51-157 | 9-26-1 / 7-14-0 | 54 / 41 | 64-113 / 65-198 | 46 / 83 | 3 / 2 | |
| STANFORD | 10 - 17 | 16 / 18 | 9 / 8 | 7 / 9 | 0 / 1 | 35-153 / 40-176 | 14-29-2 / 10-20-1 | 154 / 120 | 64-307 / 60-296 | 16 / 103 | 2 / 3 | |
| MIAMI | 30 - 27 | 20 / 20 | 7 / 3 | 12 / 15 | 1 / 2 | 29-148 / 35-18 | 25-38-0 / 26-42-1 | 263 / 288 | 67-411 / 77-306 | 114 / 86 | 2 / 1 | |
| NAVY | 27 - 28 | 21 / 21 | 10 / 17 | 11 / 2 | 0 / 2 | 29-147 / 56-320 | 19-27-0 / 5-8-0 | 223 / 48 | 56-370 / 64-368 | 61 / 38 | 0 / 0 | |
| Totals | 269 - 249 | 178 / 186 | 69 / 86 | 100 / 83 | 9 / 17 | 322-1345 / 402-1601 | 168-286-7 / 150-246-6 | 2333 / 1872 | 608-3678 / 648-3473 | 863 / 897 | 15 / 10 | |

| Opponent | 3rd Down Conversions | 4th Down Conversions | Time of Possession | TOP Margin | Avg Yds/Rush | Avg Yds/Pass | Avg Yds/Play | Punting Number-Avg | Penalties Number-Yards | Sacks |
|----------------|-------------------------|-------------------------|-----------------------|---------------|-----------------|-----------------|-----------------|-----------------------|---------------------------|---------|
| Texas | 7-16 / 8-18 | 0-0 / 2-2 | 32:42 / 27:18 | 5:24 | 4.5 / 4.0 | 7.9 / 10.4 | 5.8 / 6.0 | 7-38.3 / 6-55.0 | 8-64 / 11-104 | 0 / 3 |
| NEVADA | 7-15 / 3-12 | 2-2 / 0-1 | 33:32 / 26:28 | 7:04 | 5.2 / 3.3 | 7.6 / 7.7 | 6.1 / 5.4 | 5-44.8 / 7-44.4 | 9-94 / 11-88 | 0 / 0 |
| MICHIGAN STATE | 4-11 / 9-18 | 1-1 / 1-1 | 22:03 / 37:57 | -15:54 | 2.3 / 5.0 | 9.3 / 9.3 | 6.5 / 6.4 | 6-50.3 / 7-38.0 | 4-51 / 3-45 | 0 / 2 |
| DUKE | 5-12 / 6-14 | 0-1 / 0-2 | 29:25 / 30:35 | -1:10 | 4.1 / 5.0 | 10.3 / 9.1 | 7.2 / 6.7 | 4-47.0 / 4-42.2 | 2-20 / 1-5 | 1 / 3 |
| Syracuse | 3-12 / 3-15 | 0-1 / 1-2 | 31:22 / 28:38 | 2:44 | 4.9 / 3.4 | 13.5 / 7.1 | 9.1 / 5.6 | 5-39.2 / 9-38.8 | 6-55 / 5-45 | 2 / 2 |
| NC State | 1-15 / 2-14 | 2-4 / 2-5 | 27:41 / 32:19 | -4:38 | 1.6 / 3.1 | 2.1 / 2.9 | 1.8 / 3.0 | 6-36.2 / 4-37.0 | 5-40 / 2-20 | 0 / 5 |
| STANFORD | 5-14 / 7-12 | 2-4 / 0-0 | 27:09 / 32:51 | -5:42 | 4.4 / 4.4 | 5.3 / 6.0 | 4.8 / 4.9 | 4-42.8 / 4-40.8 | 7-47 / 5-40 | 3 / 4 |
| MIAMI | 8-16 / 7-19 | 0-1 / 0-1 | 26:35 / 33:25 | -6:50 | 5.1 / 0.5 | 6.9 / 6.9 | 6.1 / 4.0 | 4-38.2 / 7-44.9 | 7-53 / 10-86 | 5 / 1 |
| NAVY | 9-13 / 8-13 | 1-1 / 4-5 | 26:07 / 33:53 | -7:46 | 5.1 / 5.7 | 8.3 / 6.0 | 6.6 / 5.8 | 1-32.0 / 0-0.0 | 7-47 / 1-5 | 0 / 1 |
| Totals | 49-124 / 53-135 | 8-15 / 10-19 | 256:36 / 283:24 | -26:48 | 4.2 / 4.0 | 8.2 / 7.6 | 6.0 / 5.4 | 42-41.7 / 48-42.7 | 55-471 / 49-438 | 11 / 21 |

Note: Game totals are displayed in the format TEAM/OPPONENT for each category

The Automated ScoreBook
Notre Dame By-Quarter Statistics (as of Nov 05, 2016)
All games

3rd-Down Conversions

| Date | Opponent | Score | Overall | 1st Qtr | 2nd Qtr | 3rd Qtr | 4th Qtr | Overtime |
|--------------|----------------|---------|-------------|------------|------------|------------|------------|-----------|
| Sep 04, 2016 | at Texas | L 47-50 | 7-16 43.8 | 2-4 50.0 | 2-4 50.0 | 1-3 33.3 | 2-4 50.0 | 0-1 0.0 |
| Sep 10, 2016 | NEVADA | W 39-10 | 7-15 46.7 | 2-4 50.0 | 4-5 80.0 | 0-2 0.0 | 1-4 25.0 | |
| Sep 17, 2016 | MICHIGAN STATE | L 28-36 | 4-11 36.4 | 1-2 50.0 | 0-2 0.0 | 2-4 50.0 | 1-3 33.3 | |
| Sep 24, 2016 | DUKE | L 35-38 | 5-12 41.7 | 1-3 33.3 | 3-5 60.0 | 0-1 0.0 | 1-3 33.3 | |
| Oct 01, 2016 | vs Syracuse | W 50-33 | 3-12 25.0 | 1-3 33.3 | 0-3 0.0 | 0-2 0.0 | 2-4 50.0 | |
| Oct 08, 2016 | at NC State | L 3-10 | 1-15 6.7 | 1-3 33.3 | 0-5 0.0 | 0-3 0.0 | 0-4 0.0 | |
| Oct 15, 2016 | STANFORD | L 10-17 | 5-14 35.7 | 0-1 0.0 | 2-5 40.0 | 3-5 60.0 | 0-3 0.0 | |
| Oct 29, 2016 | MIAMI | W 30-27 | 8-16 50.0 | 5-6 83.3 | 0-3 0.0 | 0-2 0.0 | 3-5 60.0 | |
| Nov 05, 2016 | vs NAVY | L 27-28 | 9-13 69.2 | 3-5 60.0 | 3-4 75.0 | 3-3 100.0 | 0-1 0.0 | |
| Notre Dame | | | 49-124 39.5 | 16-31 51.6 | 14-36 38.9 | 9-25 36.0 | 10-31 32.3 | 0-1 0.0 |
| Opponents | | | 53-135 39.3 | 11-27 40.7 | 11-35 31.4 | 15-35 42.9 | 14-36 38.9 | 2-2 100.0 |

4th-Down Conversions

| Date | Opponent | Score | Overall | 1st Qtr | 2nd Qtr | 3rd Qtr | 4th Qtr | Overtime |
|--------------|----------------|---------|------------|-----------|-----------|-----------|-----------|----------|
| Sep 04, 2016 | at Texas | L 47-50 | 0-0 0.0 | 0-0 0.0 | 0-0 0.0 | 0-0 0.0 | 0-0 0.0 | 0-0 0.0 |
| Sep 10, 2016 | NEVADA | W 39-10 | 2-2 100.0 | 0-0 0.0 | 0-0 0.0 | 2-2 100.0 | 0-0 0.0 | |
| Sep 17, 2016 | MICHIGAN STATE | L 28-36 | 1-1 100.0 | 0-0 0.0 | 0-0 0.0 | 0-0 0.0 | 1-1 100.0 | |
| Sep 24, 2016 | DUKE | L 35-38 | 0-1 0.0 | 0-0 0.0 | 0-0 0.0 | 0-0 0.0 | 0-1 0.0 | |
| Oct 01, 2016 | vs Syracuse | W 50-33 | 0-1 0.0 | 0-1 0.0 | 0-0 0.0 | 0-0 0.0 | 0-0 0.0 | |
| Oct 08, 2016 | at NC State | L 3-10 | 2-4 50.0 | 0-0 0.0 | 0-0 0.0 | 0-1 0.0 | 2-3 66.7 | |
| Oct 15, 2016 | STANFORD | L 10-17 | 2-4 50.0 | 0-0 0.0 | 1-1 100.0 | 0-1 0.0 | 1-2 50.0 | |
| Oct 29, 2016 | MIAMI | W 30-27 | 0-1 0.0 | 0-0 0.0 | 0-0 0.0 | 0-1 0.0 | 0-0 0.0 | |
| Nov 05, 2016 | vs NAVY | L 27-28 | 1-1 100.0 | 1-1 100.0 | 0-0 0.0 | 0-0 0.0 | 0-0 0.0 | |
| Notre Dame | | | 8-15 53.3 | 1-2 50.0 | 1-1 100.0 | 2-5 40.0 | 4-7 57.1 | 0-0 0.0 |
| Opponents | | | 10-19 52.6 | 2-3 66.7 | 4-8 50.0 | 2-5 40.0 | 2-3 66.7 | 0-0 0.0 |

Time of Possession

| Date | Opponent | Score | Overall | 1st Qtr | 2nd Qtr | 3rd Qtr | 4th Qtr | Overtime |
|--------------|----------------|---------|---------|---------|---------|---------|---------|----------|
| Sep 04, 2016 | at Texas | L 47-50 | 32:42 | 9:35 | 6:47 | 8:34 | 7:46 | 0:00 |
| Sep 10, 2016 | NEVADA | W 39-10 | 33:32 | 8:17 | 8:44 | 7:52 | 8:39 | |
| Sep 17, 2016 | MICHIGAN STATE | L 28-36 | 22:03 | 6:14 | 5:45 | 5:08 | 4:56 | |
| Sep 24, 2016 | DUKE | L 35-38 | 29:25 | 10:17 | 6:32 | 6:10 | 6:26 | |
| Oct 01, 2016 | vs Syracuse | W 50-33 | 31:22 | 7:07 | 8:35 | 6:13 | 9:27 | |
| Oct 08, 2016 | at NC State | L 3-10 | 27:41 | 6:25 | 7:32 | 3:47 | 9:57 | |
| Oct 15, 2016 | STANFORD | L 10-17 | 27:09 | 3:11 | 9:55 | 8:05 | 5:58 | |
| Oct 29, 2016 | MIAMI | W 30-27 | 26:35 | 9:25 | 5:26 | 3:53 | 7:51 | |
| Nov 05, 2016 | vs NAVY | L 27-28 | 26:07 | 8:13 | 8:14 | 5:17 | 4:23 | |
| Notre Dame | | | Total | 68:44 | 67:30 | 54:59 | 65:23 | 0:00 |
| | | | Avg. | 7:38 | 7:30 | 6:06 | 7:15 | 0:00 |
| Opponents | | | Total | 66:16 | 67:30 | 80:01 | 69:37 | 0:00 |
| | | | Avg. | 7:21 | 7:30 | 8:53 | 7:44 | 0:00 |

The Automated ScoreBook
Notre Dame Red-Zone Results (as of Nov 05, 2016)
All games

Notre Dame Inside Opponent Red-Zone

| Date | Opponent | Score | Times In RZ | Times Scored | Total Pts | Rush TDs | Pass TDs | FGs Made | Failed to score inside RZ | | | | | | | |
|------------------|----------------|---------|----------------|-----------------|--------------|-------------|-------------|-------------|---------------------------|------|-----|------|------|------|---|---|
| | | | | | | | | | FGA | Down | Int | Fumb | Half | Game | | |
| Sep 04, 2016 | at Texas | L 47-50 | 5 | 4 | 24 | 3 | 0 | 3 | 1 | 1 | 0 | 0 | 0 | 0 | 0 | 0 |
| Sep 10, 2016 | NEVADA | W 39-10 | 6 | 6 | 37 | 5 | 3 | 2 | 1 | 0 | 0 | 0 | 0 | 0 | 0 | 0 |
| Sep 17, 2016 | MICHIGAN STATE | L 28-36 | 4 | 4 | 28 | 4 | 2 | 2 | 0 | 0 | 0 | 0 | 0 | 0 | 0 | 0 |
| Sep 24, 2016 | DUKE | L 35-38 | 5 | 4 | 28 | 4 | 3 | 1 | 0 | 1 | 0 | 0 | 0 | 0 | 0 | 0 |
| Oct 01, 2016 | vs Syracuse | W 50-33 | 3 | 2 | 10 | 1 | 1 | 0 | 1 | 0 | 1 | 0 | 0 | 0 | 0 | 0 |
| Oct 08, 2016 | at NC State | L 3-10 | 2 | 0 | 0 | 0 | 0 | 0 | 0 | 0 | 1 | 1 | 0 | 0 | 0 | 0 |
| Oct 15, 2016 | STANFORD | L 10-17 | 3 | 2 | 10 | 1 | 1 | 0 | 1 | 0 | 1 | 0 | 0 | 0 | 0 | 0 |
| Oct 29, 2016 | MIAMI | W 30-27 | 5 | 5 | 23 | 2 | 0 | 2 | 3 | 0 | 0 | 0 | 0 | 0 | 0 | 0 |
| Nov 05, 2016 | vs NAVY | L 27-28 | 3 | 3 | 17 | 2 | 0 | 2 | 1 | 0 | 0 | 0 | 0 | 0 | 0 | 0 |
| Totals | | | 36 | 30 | 177 | 22 | 10 | 12 | 8 | 2 | 3 | 1 | 0 | 0 | 0 | 0 |
| 30 of 36 (83.3%) | | | | | | | | | | | | | | | | |

Opponents Inside Notre Dame Red-Zone

| Date | Opponent | Score | Times In RZ | Times Scored | Total Pts | Rush TDs | Pass TDs | FGs Made | Failed to score inside RZ | | | | | | | |
|------------------|----------------|---------|----------------|-----------------|--------------|-------------|-------------|-------------|---------------------------|------|-----|------|------|------|---|---|
| | | | | | | | | | FGA | Down | Int | Fumb | Half | Game | | |
| Sep 04, 2016 | at Texas | L 47-50 | 7 | 7 | 43 | 6 | 5 | 1 | 1 | 0 | 0 | 0 | 0 | 0 | 0 | 0 |
| Sep 10, 2016 | NEVADA | W 39-10 | 3 | 2 | 10 | 1 | 1 | 0 | 1 | 0 | 1 | 0 | 0 | 0 | 0 | 0 |
| Sep 17, 2016 | MICHIGAN STATE | L 28-36 | 3 | 3 | 21 | 3 | 2 | 1 | 0 | 0 | 0 | 0 | 0 | 0 | 0 | 0 |
| Sep 24, 2016 | DUKE | L 35-38 | 3 | 2 | 10 | 1 | 1 | 0 | 1 | 0 | 1 | 0 | 0 | 0 | 0 | 0 |
| Oct 01, 2016 | vs Syracuse | W 50-33 | 5 | 4 | 26 | 4 | 3 | 1 | 0 | 0 | 1 | 0 | 0 | 0 | 0 | 0 |
| Oct 08, 2016 | at NC State | L 3-10 | 3 | 1 | 3 | 0 | 0 | 0 | 1 | 1 | 1 | 0 | 0 | 0 | 0 | 0 |
| Oct 15, 2016 | STANFORD | L 10-17 | 1 | 1 | 8 | 1 | 1 | 0 | 0 | 0 | 0 | 0 | 0 | 0 | 0 | 0 |
| Oct 29, 2016 | MIAMI | W 30-27 | 3 | 3 | 17 | 2 | 1 | 1 | 1 | 0 | 0 | 0 | 0 | 0 | 0 | 0 |
| Nov 05, 2016 | vs NAVY | L 27-28 | 4 | 3 | 21 | 3 | 3 | 0 | 0 | 0 | 0 | 0 | 0 | 1 | 0 | 0 |
| Totals | | | 32 | 26 | 159 | 21 | 17 | 4 | 5 | 1 | 4 | 0 | 0 | 1 | 0 | 0 |
| 26 of 32 (81.2%) | | | | | | | | | | | | | | | | |

The Automated ScoreBook
 Notre Dame Games Played (as of Nov 05, 2016)
 All games

| ## | PLAYER | GP-GS | UT | NEV | MSU | DU | SU | ST | STAN | UM | NAVY |
|----|----------------|-------|-------|-------|-------|-------|-------|-------|-------|-------|-------|
| 17 | ONWUALU | 9/9 | START | START | START | START | START | START | START | START | START |
| 31 | PERRY | 6/- | XXX | XXX | XXX | ... | XXX | ... | ... | XXX | XXX |
| 18 | PRIDE | 5/2 | ... | ... | ... | ... | XXX | XXX | START | START | XXX |
| 39 | RECKER | 1/- | ... | XXX | ... | ... | ... | ... | ... | ... | ... |
| 90 | ROCHELL | 9/9 | START | START | START | START | START | START | START | START | START |
| 57 | RUHLAND | 5/- | ... | XXX | ... | ... | XXX | XXX | XXX | XXX | ... |
| 3 | SANDERS | 9/5 | XXX | START | XXX | START | START | START | XXX | START | XXX |
| 8 | SEBASTIAN | 9/1 | START | XXX | XXX | XXX | XXX | XXX | XXX | XXX | XXX |
| 80 | SMYTHE | 9/9 | START | START | START | START | START | START | START | START | START |
| 29 | STEPHERSON | 9/1 | XXX | XXX | XXX | XXX | XXX | XXX | START | XXX | XXX |
| 1B | STUDSTILL | 9/7 | XXX | START | START | START | START | XXX | START | START | START |
| 58 | TAYLOR, Elijah | 1/- | ... | ... | ... | ... | XXX | ... | ... | ... | ... |
| 99 | TILLERY | 9/9 | START | START | START | START | START | START | START | START | START |
| 23 | TRANQUILL | 9/9 | START | START | START | START | START | START | START | START | START |
| 98 | TRUMBETTI | 9/4 | XXX | START | START | START | XXX | XXX | XXX | XXX | START |
| 4A | VANGORDER | 9/- | XXX | XXX | XXX | XXX | XXX | XXX | XXX | XXX | XXX |
| 35 | VAUGHN | 7/3 | ... | XXX | ... | XXX | START | START | XXX | XXX | START |
| 82 | WEISHAR | 9/1 | XXX | XXX | XXX | XXX | XXX | XXX | XXX | XXX | START |
| 26 | WHITE | 6/- | XXX | XXX | XXX | XXX | XXX | ... | ... | XXX | ... |
| 2 | WILLIAMS, D. | 9/- | XXX | XXX | XXX | XXX | XXX | XXX | XXX | XXX | XXX |
| 19 | YOON | 9/- | XXX | XXX | XXX | XXX | XXX | XXX | XXX | XXX | XXX |
| 9 | ZAIRE | 5/1 | XXX | XXX | ... | START | ... | XXX | XXX | ... | ... |

The Automated ScoreBook
Notre Dame All-Purpose Yards Game-by-Game (as of Nov 05, 2016)
All games

| ALL-PURPOSE YARDS | Total | UT | NEV | MSU | DU | SU | ST | STAN | UM | NAVY |
|-------------------|-------|-----|-----|-----|-----|-----|-----|------|-----|------|
| SANDERS | 888 | 181 | 107 | 82 | 138 | 182 | 26 | 16 | 93 | 63 |
| ST. BROWN | 745 | 75 | 85 | 83 | 116 | 182 | 30 | 40 | 72 | 62 |
| ADAMS, Josh | 717 | 89 | 105 | 46 | 79 | 154 | 48 | 28 | 94 | 74 |
| HUNTER, T. | 521 | 37 | DNP | 95 | 75 | 64 | 19 | 70 | 57 | 104 |
| KIZER | 368 | 77 | 35 | 14 | 60 | 1 | 15 | 83 | 31 | 52 |
| STEPHERSON | 335 | - | 35 | 42 | 72 | 54 | - | 6 | 78 | 48 |
| WILLIAMS, D. | 282 | 20 | 66 | 40 | 24 | 87 | 13 | 10 | 15 | 7 |
| FOLSTON | 263 | 105 | 27 | 14 | 17 | DNP | DNP | 56 | 31 | 13 |
| FINKE | 150 | DNP | 34 | DNP | 53 | - | 26 | -1 | 38 | - |
| SMYTHE | 71 | 8 | - | 12 | 18 | 14 | 6 | - | 5 | 8 |
| CLAYPOOL | 61 | - | 15 | 33 | - | - | - | 13 | - | - |
| BOYKIN | 55 | - | - | -2 | 20 | 36 | - | - | 1 | - |
| HOLMES | 34 | - | 15 | 9 | - | 10 | - | - | - | - |
| STUDSTILL | 30 | - | - | 30 | - | - | - | - | - | - |
| WEISHAR | 29 | - | - | - | - | 13 | - | 16 | - | - |
| CRAWFORD | 22 | 22 | - | DNP | DNP | DNP | DNP | DNP | DNP | DNP |
| LUKE | 14 | - | - | - | - | - | - | - | 14 | - |
| JONES, J. | 5 | - | 5 | - | - | - | - | - | - | - |
| ANDERSON, J. | 4 | DNP | 4 | DNP | DNP | DNP | DNP | DNP | DNP | DNP |
| ZAIRE | -1 | - | 5 | DNP | -8 | DNP | -1 | 3 | DNP | DNP |
| PRIDE | -2 | DNP | DNP | DNP | DNP | - | - | - | -2 | - |
| McGLINCHEY | -4 | - | - | - | - | - | -4 | - | - | - |
| TEAM | -46 | -2 | -6 | - | - | - | -19 | -17 | -2 | - |

The Automated ScoreBook
Notre Dame Rushing/Receiving Game-by-Game (as of Nov 05, 2016)
All games

| RUSHING | No-Yds/TD | UT | NEV | MSU | DU | SU | ST | STAN | UM | NAVY |
|--------------|-----------|---------|----------|---------|---------|----------|---------|---------|---------|---------|
| ADAMS, Josh | 113-583/2 | 11-43/0 | 10-106/0 | 12-29/0 | 14-60/1 | 20-102/0 | 14-51/0 | 8-25/0 | 12-94/1 | 12-73/0 |
| KIZER | 95-368/7 | 13-77/1 | 10-35/1 | 9-14/2 | 11-60/1 | 9-1/1 | 15-15/0 | 11-83/1 | 8-31/0 | 9-52/0 |
| FOLSTON | 53-215/1 | 18-88/0 | 10-27/1 | 4-14/0 | 5-17/0 | DNP | DNP | 8-49/0 | 4-7/0 | 4-13/0 |
| WILLIAMS, D. | 35-199/3 | - | 8-59/1 | - | 5-24/1 | 8-80/1 | 6-13/0 | 2-10/0 | 3-6/0 | 3-7/0 |
| SANDERS | 2-14/0 | - | - | - | - | - | - | - | 1-12/0 | 1-2/0 |
| CLAYPOOL | 1-9/0 | - | 1-9/0 | - | - | - | - | - | - | - |
| ANDERSON, J. | 1-4/0 | DNP | 1-4/0 | DNP | DNP | DNP | DNP | DNP | DNP | DNP |
| ZAIRE | 14--1/0 | 3-0/0 | 5-5/0 | DNP | 2--8/0 | DNP | 1--1/0 | 3-3/0 | DNP | DNP |
| TEAM | 8--46/0 | 1--2/0 | 1--6/0 | DNP | DNP | - | 2--19/0 | 3--17/0 | 1--2/0 | DNP |

| RECEIVING | No-Yds/TD | UT | NEV | MSU | DU | SU | ST | STAN | UM | NAVY |
|--------------|-----------|--------|--------|--------|---------|---------|--------|--------|--------|---------|
| ST. BROWN | 42-745/8 | 5-75/2 | 6-85/0 | 4-83/1 | 6-116/1 | 4-182/2 | 3-30/0 | 3-40/0 | 6-72/1 | 5-62/1 |
| HUNTER, T. | 38-521/3 | 4-37/1 | DNP | 5-95/0 | 6-75/0 | 4-64/0 | 2-19/0 | 4-70/0 | 5-57/1 | 8-104/1 |
| STEPHERSON | 16-335/3 | - | 3-35/1 | 2-42/0 | 3-72/1 | 1-54/1 | - | 1-6/0 | 2-78/0 | 4-48/0 |
| SANDERS | 20-262/2 | 3-55/1 | 5-46/1 | 2-53/0 | 3-61/0 | 4-39/0 | 1-6/0 | - | 2-2/0 | - |
| ADAMS, Josh | 17-134/1 | 3-46/1 | 1--1/0 | 4-17/0 | 2-19/0 | 2-52/0 | 1--3/0 | 2-3/0 | 1-0/0 | 1-1/0 |
| SMYTHE | 7-71/2 | 1-8/0 | - | 1-12/1 | 1-18/0 | 1-14/0 | 1-6/0 | - | 1-5/0 | 1-8/1 |
| BOYKIN | 4-57/0 | - | - | - | 1-20/0 | 2-36/0 | - | - | 1-1/0 | - |
| CLAYPOOL | 3-52/0 | - | 1-6/0 | 1-33/0 | - | - | - | 1-13/0 | - | - |
| FOLSTON | 6-48/0 | 1-17/0 | - | - | - | DNP | DNP | 1-7/0 | 4-24/0 | - |
| HOLMES | 4-34/0 | - | 1-15/0 | 1-9/0 | - | 2-10/0 | - | - | - | - |
| FINKE | 4-33/0 | DNP | 2-19/0 | DNP | - | - | - | 1--1/0 | 1-15/0 | - |
| WEISHAR | 2-29/0 | - | - | - | - | 1-13/0 | - | 1-16/0 | - | - |
| WILLIAMS, D. | 4-16/0 | - | - | - | - | 2-7/0 | - | - | 2-9/0 | - |
| McGLINCHEY | 1--4/0 | - | - | - | - | - | 1--4/0 | - | - | - |

The Automated ScoreBook
Notre Dame Passing Game-by-Game (as of Nov 05, 2016)
All games

| #14 KIZER | Comp | Att | Int | Pct | Yards | TD | Long | Sacked | Effic |
|------------------|-------------|------------|------------|-------------|--------------|-----------|-------------|---------------|---------------|
| Texas | 15 | 24 | 0 | 62.5 | 215 | 5 | 30 | 2-8 | 206.50 |
| Nevada | 15 | 18 | 1 | 83.3 | 156 | 2 | 49 | 0-0 | 181.69 |
| Michigan State | 20 | 37 | 1 | 54.1 | 344 | 2 | 48 | 2-11 | 144.58 |
| Duke | 22 | 37 | 1 | 59.5 | 381 | 2 | 44 | 2-11 | 158.39 |
| Syracuse | 23 | 35 | 1 | 65.7 | 471 | 3 | 79 | 2-19 | 201.33 |
| NC State | 9 | 26 | 1 | 34.6 | 54 | 0 | 11 | 5-17 | 44.37 |
| Stanford | 14 | 26 | 2 | 53.8 | 154 | 0 | 33 | 3-16 | 88.22 |
| Miami | 25 | 38 | 0 | 65.8 | 263 | 2 | 53 | 1-5 | 141.29 |
| NAVY | 19 | 27 | 0 | 70.4 | 223 | 3 | 26 | 1-1 | 176.41 |
| TOTALS | 162 | 268 | 7 | 60.4 | 2261 | 19 | 79 | 18-88 | 149.49 |

| #9 ZAIRE | Comp | Att | Int | Pct | Yards | TD | Long | Sacked | Effic |
|-----------------|-------------|------------|------------|-------------|--------------|-----------|-------------|---------------|--------------|
| Texas | 2 | 5 | 0 | 40.0 | 23 | 0 | 15 | 1-11 | 78.64 |
| Nevada | 4 | 9 | 0 | 44.4 | 49 | 0 | 22 | 0-0 | 90.18 |
| Stanford | 0 | 2 | 0 | 0.0 | 0 | 0 | 0 | 1-5 | 0.00 |
| TOTALS | 6 | 16 | 0 | 37.5 | 72 | 0 | 22 | 3-28 | 75.30 |

| #16 HUNTER, T. | Comp | Att | Int | Pct | Yards | TD | Long | Sacked | Effic |
|-----------------------|-------------|------------|------------|------------|--------------|-----------|-------------|---------------|--------------|
| Texas | 0 | 1 | 0 | 0.0 | 0 | 0 | 0 | 0-0 | 0.00 |
| TOTALS | 0 | 1 | 0 | 0.0 | 0 | 0 | 0 | 0-0 | 0.00 |

| #TM TEAM | Comp | Att | Int | Pct | Yards | TD | Long | Sacked | Effic |
|-----------------|-------------|------------|------------|------------|--------------|-----------|-------------|---------------|--------------|
| Stanford | 0 | 1 | 0 | 0.0 | 0 | 0 | 0 | 0-0 | 0.00 |
| TOTALS | 0 | 1 | 0 | 0.0 | 0 | 0 | 0 | 0-0 | 0.00 |

The Automated ScoreBook
Notre Dame Return Stats Game-by-Game (as of Nov 05, 2016)
All games

| PUNT RETURNS | No-Yds | UT | NEV | MSU | DU | SU | ST | STAN | UM | NAVY |
|---------------------|---------------|-----------|------------|------------|-----------|-----------|-----------|-------------|-----------|-------------|
| SANDERS | 10-125 | 2-51 | 1-24 | 2-9 | 1-12 | - | - | 1-5 | 3-24 | - |
| FINKE | 3-38 | DNP | 1-15 | DNP | - | 1-0 | - | - | 1-23 | - |
| PRIDE | 1--2 | DNP | DNP | DNP | DNP | - | - | - | 1--2 | - |
| BOYKIN | 1--2 | - | - | 1--2 | - | - | - | - | - | - |

| KICK RETURNS | No-Yds | UT | NEV | MSU | DU | SU | ST | STAN | UM | NAVY |
|---------------------|---------------|-----------|------------|------------|-----------|-----------|-----------|-------------|-----------|-------------|
| SANDERS | 20-487 | 4-75 | 1-37 | 1-20 | 3-65 | 4-143 | 1-20 | 1-11 | 2-55 | 3-61 |
| FINKE | 4-79 | DNP | - | DNP | 3-53 | - | 1-26 | - | - | - |
| WILLIAMS, D. | 4-67 | 1-20 | 1-7 | 2-40 | - | - | - | - | - | - |

| INT. RETURNS | No-Yds | UT | NEV | MSU | DU | SU | ST | STAN | UM | NAVY |
|---------------------|---------------|-----------|------------|------------|-----------|-----------|-----------|-------------|-----------|-------------|
| LUKE | 2-14 | - | - | - | - | - | - | 1-0 | 1-14 | - |
| CRAWFORD | 1-22 | 1-22 | - | DNP | DNP | DNP | DNP | DNP | DNP | DNP |
| VAUGHN | 1-0 | DNP | - | DNP | 1-0 | - | - | - | - | - |
| JONES, J. | 1-5 | - | 1-5 | - | - | - | - | - | - | - |
| STUDSTILL | 1-30 | - | - | 1-30 | - | - | - | - | - | - |

| FUMBLE RETURNS | No-Yds | UT | NEV | MSU | DU | SU | ST | STAN | UM | NAVY |
|-----------------------|---------------|-----------|------------|------------|-----------|-----------|-----------|-------------|-----------|-------------|
|-----------------------|---------------|-----------|------------|------------|-----------|-----------|-----------|-------------|-----------|-------------|

The Automated ScoreBook
Notre Dame Total Tackles Game-by-Game (as of Nov 05, 2016)
All games

| Total Tackles | UA-A | Total | UT | NEV | MSU | DU | SU | ST | STAN | UM | NAVY |
|---------------|-------|-------|-----|-----|-----|-----|------|-----|------|-----|------|
| MORGAN, Nyles | 45-33 | 78 | 9-4 | 2-2 | 8-2 | 7-3 | 3-7 | 2-2 | 5-2 | 8-1 | 1-10 |
| TRANQUILL | 37-23 | 60 | 3-2 | 2-0 | 5-1 | 7-1 | 3-10 | 1-4 | 7-1 | 8-1 | 1-3 |
| ONWUALU | 26-22 | 48 | 3-5 | 5-0 | 3-2 | 4-2 | 2-2 | 1-3 | 4-0 | 3-1 | 1-7 |
| CONEY | 25-23 | 48 | 2-1 | 5-0 | 5-4 | 6-3 | 1-6 | 2-5 | 0-1 | 3-1 | 1-2 |
| MARTINI | 24-19 | 43 | 4-4 | 0-1 | 6-1 | 0-1 | 3-3 | 3-2 | 3-0 | 1-0 | 4-7 |
| ROCHELL | 22-21 | 43 | 5-4 | 3-2 | 1-1 | 3-2 | 2-1 | 0-5 | 3-0 | 4-0 | 1-6 |
| LUKE | 27-7 | 34 | 2-0 | 2-0 | 5-0 | 4-0 | 2-3 | 2-1 | 4-0 | 5-0 | 1-3 |
| STUDSTILL | 21-10 | 31 | 3-1 | 3-0 | 2-0 | 3-3 | 1-1 | 4-1 | 3-0 | 1-1 | 1-3 |
| LOVE | 21-8 | 29 | 2-1 | 1-0 | 1-0 | 4-1 | 1-1 | 2-1 | 3-1 | 2-0 | 5-3 |
| TILLERY | 13-15 | 28 | 1-3 | 1-1 | 4-1 | 0-1 | 1-2 | 5-4 | - | - | 1-3 |
| JONES, J. | 16-10 | 26 | - | 0-1 | 3-1 | 3-4 | 1-2 | 0-2 | 2-0 | 7-0 | - |
| TRUMBETTI | 8-13 | 21 | 2-0 | - | 2-0 | 0-2 | 1-2 | 1-3 | - | 1-1 | 1-5 |
| VAUGHN | 10-9 | 19 | DNP | 1-0 | DNP | 0-1 | 2-4 | - | 2-0 | 2-0 | 3-4 |
| BILAL | 8-11 | 19 | 1-0 | 0-3 | - | - | 0-4 | 3-2 | 1-1 | 3-0 | 0-1 |
| COLEMAN | 13-4 | 17 | 4-0 | 4-1 | 4-1 | 1-0 | - | - | - | - | 0-2 |
| SEBASTIAN | 13-3 | 16 | 5-2 | 1-0 | 4-0 | 2-1 | - | - | 1-0 | - | - |
| FERTITTA | 6-7 | 13 | - | 1-0 | 1-1 | - | 1-3 | 0-1 | 2-1 | - | 1-1 |
| CAGE | 5-5 | 10 | 1-0 | 1-0 | 0-2 | 0-2 | 1-1 | 2-0 | - | - | DNP |
| HAYES, Daelin | 4-6 | 10 | - | 0-1 | 0-1 | 1-0 | 0-1 | 1-2 | 1-1 | 1-0 | - |
| CLAYPOOL | 6-3 | 9 | - | 2-0 | 0-1 | - | 2-1 | 1-0 | 1-0 | 0-1 | - |
| ELLIOTT | 5-3 | 8 | 1-0 | - | - | - | 2-2 | - | - | - | 2-1 |
| HAYES, Jay | 1-7 | 8 | DNP | 0-1 | 0-1 | DNP | 0-3 | 1-2 | - | - | - |
| PRIDE | 6-1 | 7 | DNP | DNP | DNP | DNP | 0-1 | - | 1-0 | 5-0 | - |
| CRAWFORD | 5-1 | 6 | 4-1 | 1-0 | DNP | DNP | DNP | DNP | DNP | DNP | DNP |
| BONNER | 2-3 | 5 | - | - | - | 0-1 | 0-2 | - | 2-0 | - | - |
| JONES, Jamir | 3-1 | 4 | DNP | - | - | DNP | 1-0 | - | - | 2-0 | 0-1 |
| WILLIAMS, D. | 2-2 | 4 | - | - | - | 2-0 | - | 0-1 | - | - | 0-1 |
| OKWARA, J. | 1-2 | 3 | - | 0-1 | - | 1-0 | 0-1 | - | - | - | - |
| WHITE | 2-0 | 2 | 1-0 | - | - | - | 1-0 | DNP | DNP | - | DNP |
| FINKE | 0-2 | 2 | DNP | - | DNP | - | - | 0-1 | - | - | 0-1 |
| NELSON | 2-0 | 2 | - | - | - | - | 1-0 | 1-0 | - | - | - |
| WEISHAR | 0-1 | 1 | - | - | - | - | 0-1 | - | - | - | - |
| ADAMS, Josh | 1-0 | 1 | 1-0 | - | - | - | - | - | - | - | - |
| DALY | 0-1 | 1 | - | - | - | - | - | - | - | 0-1 | - |
| SANDERS | 1-0 | 1 | - | - | - | - | - | 1-0 | - | - | - |
| MOKWUAH | 1-0 | 1 | DNP | - | - | DNP | DNP | DNP | DNP | 1-0 | DNP |
| YOON | 1-0 | 1 | - | - | - | 1-0 | - | - | - | - | - |

The Automated ScoreBook
Notre Dame Sacks Game-by-Game (as of Nov 05, 2016)
All games

| SACKS | UA-A | Total | UT | NEV | MSU | DU | SU | ST | STAN | UM | NAVY |
|---------------|------|-------|----|-----|-----|-------|-------|----|-------|--------|------|
| MORGAN, Nyles | 4-0 | 4.0 | - | - | - | 1.0-7 | 1.0-1 | - | - | 2.0-23 | - |
| JONES, J. | 2-0 | 2.0 | - | - | - | - | - | - | 1.0-7 | 1.0-9 | - |
| MARTINI | 2-0 | 2.0 | - | - | - | - | - | - | 2.0-4 | - | - |
| ROCHELL | 1-0 | 1.0 | - | - | - | - | - | - | - | 1.0-2 | - |
| BILAL | 1-0 | 1.0 | - | - | - | - | - | - | - | 1.0-7 | - |
| ONWUALU | 1-0 | 1.0 | - | - | - | - | 1.0-5 | - | - | - | - |

The Automated ScoreBook
Notre Dame Fumbles Game-by-Game (as of Nov 05, 2016)
All games

| FUMBLES | No-Lost | UT | NEV | MSU | DU | SU | ST | STAN | UM | NAVY |
|-------------|---------|-----|-----|-----|-----|-----|-----|------|-----|------|
| KIZER | 3-2 | - | - | - | 1-1 | - | 1-1 | 1-0 | - | - |
| TEAM | 2-1 | - | - | DNP | DNP | - | 2-1 | - | - | DNP |
| SANDERS | 2-2 | - | - | 1-1 | - | - | - | - | 1-1 | - |
| PRIDE | 1-1 | DNP | DNP | DNP | DNP | - | - | - | 1-1 | - |
| FINKE | 1-0 | DNP | - | DNP | - | - | 1-0 | - | - | - |
| BOYKIN | 1-1 | - | - | 1-1 | - | - | - | - | - | - |
| SMYTHE | 1-0 | - | - | - | - | - | - | - | 1-0 | - |
| ADAMS, Josh | 1-0 | - | - | - | 1-0 | - | - | - | - | - |
| STEPHERSON | 1-0 | - | - | - | 1-0 | - | - | - | - | - |
| FOLSTON | 1-0 | - | 1-0 | - | - | DNP | DNP | - | - | - |
| ST. BROWN | 1-1 | - | - | - | 1-1 | - | - | - | - | - |

| FUMBLES FORCED | Number | UT | NEV | MSU | DU | SU | ST | STAN | UM | NAVY |
|----------------|--------|----|-----|-----|----|----|----|------|----|------|
| STUDSTILL | 1 | - | - | - | - | - | 1 | - | - | - |
| HAYES, Daelin | 1 | - | - | - | - | - | 1 | - | - | - |
| JONES, J. | 1 | - | - | - | - | - | - | 1 | - | - |
| CAGE | 1 | - | - | - | - | - | 1 | - | - | DNP |
| BONNER | 1 | - | - | - | - | - | - | 1 | - | - |
| ONWUALU | 1 | - | - | - | - | 1 | - | - | - | - |

| FUMBLES RECOVERED | Number | UT | NEV | MSU | DU | SU | ST | STAN | UM | NAVY |
|-------------------|--------|----|-----|-----|----|----|----|------|----|------|
| MORGAN, Nyles | 1 | - | - | - | - | - | 1 | - | - | - |
| ONWUALU | 1 | - | - | - | - | - | 1 | - | - | - |
| JONES, J. | 1 | - | - | - | - | - | - | 1 | - | - |
| LOVE | 1 | - | - | - | - | - | - | 1 | - | - |