



University of Notre Dame  
Sports Information  
112 Joyce Center  
Notre Dame, IN 46556  
574-631-7516  
574-631-7941 (fax)  
www.UND.com

# 2008 NOTRE DAME FOOTBALL NOTES

Primary Contact: Brian Hardin • bhardin2@nd.edu • Office - 574.631.9471 • Cell - 574.532.4134  
Secondary Contact: Michael Bertsch • mbertsch1@nd.edu • Office - 574.631.8642 • Cell - 574.532.4154



## GAME 4: NOTRE DAME (2-1) vs. PURDUE (2-1)



**DATE:** Saturday, September 27, 2008

**TIME:** 3:43 p.m. ET

**SITE (CAPACITY):** Notre Dame Stadium (80,795); Notre Dame, Ind.

**TICKETS:** The game is officially sold out making it the 202nd consecutive sellout at Notre Dame Stadium. Since 1966, every Notre Dame home football game has been a sellout except one - a 1973 Thanksgiving Day game vs. Air Force. The Irish have now played in front of sellouts in 250 of their last 251 home games.

**TV:** NBC national telecast with Tom Hammond (play-by-play) and Pat Haden (analysis), Alex

Flanagan (sideline), David Gibson (producer) and John Gonzalez (director). NBC will stream a live 30 min. pre-game show (3-3:30 p.m.) and post-game show on NBCSports.com.

**RADIO:** ISP Sports is the exclusive national rights-holder for Irish football radio broadcasts. The Notre Dame-ISP relationship begins with the 2008 season and extends through the 2017 season -- with ISP managing, producing and syndicating the Irish national football radio network. Notre Dame games will be broadcast by Don Criqui (play-by-play), former Irish great Allen Pinkett (analysis) and Jeff Jeffers providing pre-game, sideline and post-game reports. This broadcast can be heard live on SIRIUS Satellite Radio (channel 159).

### WHAT'S INSIDE

Series History vs. Purdue/Big Ten .....	1-7
Irish Probable Starting Lineup .....	3
Notre Dame's Record When .....	5
Last Two Meetings with Purdue .....	8-9
Team Notes.....	11-12
Special Team Notes .....	12-13
Media Information .....	12
Individual / Team Honors.....	13
Offense Notes .....	14-18
Defense Notes .....	18-20
Noting The Michigan State Game .....	20-22
Miscellaneous Notes .....	22-24
Irish Players Season / Career Highs .....	25-27
The Last Time.....	28-30
Weis Era Record Book .....	31-39
Pronunciation Guide.....	40
Alphabetical / Numerical Roster.....	40-41
Depth Chart .....	42
Game Summaries .....	43-45
Player Bios .....	46-62
Season Stats .....	63-76

### COUNTDOWN TO KICKOFF

- 10 Sophomore LB **Brian Smith** registered a career-high 10 tackles last week against Michigan State. He also added a forced fumble and tackle for loss.
- 9 Notre Dame has created nine turnovers through the first three games.
- 8 Eight true freshmen have played for the Irish over the first three games. The group includes OC **Braxton Cave**, LB **Steve Filer**, WR **Michael Floyd**, DE **Ethan Johnson**, TE **Kyle Rudolph**, DB **Robert Blanton**, LB **Darius Fleming** and OG **Trevor Robinson**.
- 7 Freshman WR **Michael Floyd** recorded seven receptions last week against Michigan State. It was not only the most catches for an Irish player in a single game since Jeff Samardzija in the 2007 Sugar Bowl against LSU, but also the most ever for a Notre Dame rookie.
- 6 Notre Dame came into the Michigan State game with six third-down conversions over its first two games (6-for-24). The Irish registered six last week alone against the Spartans.
- 5 Among players averaging at least 4.0 receptions per game, sophomore WR **Golden Tate** ranks fifth in the NCAA FBS in yards per reception (20.2).
- 4 Sophomore WR **Golden Tate** has four receptions of 30 yards or longer already this season, the same number of the entire receiving corps in 2007.
- 3 Notre Dame kickoff coverage is ranked third in the NCAA FBS at 14.00 yards per return. The number is even more impressive when you consider they have yet to register a touchback on the season. On the other hand, Kentucky, which ranks just ahead of the Irish, have benefitted from 12 touchbacks.
- 2 Senior FS **David Bruton** has recorded two straight games with at least 10 tackles. He is the second Irish player to accomplish the feat this season joining senior SS **Kyle McCarthy**.
- 1 All but one of Notre Dame's touchdowns this season have been scored by freshmen or sophomores (eight of nine).
- 0 Notre Dame has not surrendered a single punt return longer than 10 yards or a kickoff return longer than 25 yards.

### 2008 NOTRE DAME SCHEDULE

Date	Opponent	Site	Time
September 6	SAN DIEGO STATE (NBC)	Notre Dame, Ind.	W, 21-13
September 13	MICHIGAN (NBC)	Notre Dame, Ind.	W, 35-17
September 20	at Michigan State (ABC)	East Lansing, Mich.	L, 7-23
September 27	PURDUE (NBC)	Notre Dame, Ind.	3:30 p.m.
October 4	STANFORD (NBC)	Notre Dame, Ind.	2:30 p.m.
October 11	at North Carolina (TBA)	Chapel Hill, N.C.	TBA
October 25	at Washington (TBA)	Seattle, Wash.	5:00 p.m.
November 1	PITTSBURGH (NBC)	Notre Dame, Ind.	2:30 p.m.
November 8	at Boston College (TBA)	Chestnut Hill, Mass.	TBA
November 15	vs. Navy (CBS)	Baltimore, Md.	12:00 p.m.
November 22	SYRACUSE (NBC)	Notre Dame, Ind.	2:30 p.m.
November 29	at USC (TBA)	Los Angeles, Calif.	5:00 p.m.

All Times Local

All Notre Dame home games may be heard in South Bend on Sunny 101.5 FM and NewsTalk 960 WSBT-AM. See page 12 of this notes package for more information on Irish football radio and television shows.

**WEB SITES:** Notre Dame (und.com), Purdue (purduesports.com).

**REAL-TIME STATS:** Live in-game statistics will be provided through CBS College Sports Gametracker via each school's respective official athletic websites.

**POLLS:** Notre Dame failed to receive votes in either the *USA Today* coaches poll or Associated Press poll, while Purdue received votes in the coaches poll.

**SERIES INFO:** This meeting will be the 80th all-time between the rivals. It is Notre Dame's second-most played series (trailing only Navy). Notre Dame holds a 51-26-2 lead in the series, but dropped last year's meeting, 33-19, in Ross-Ade Stadium. Notre Dame has won five of the last eight and 17 of the past 22 in the series. The Irish have also captured 14 of the last 15 meetings in Notre Dame Stadium. (see All-Time Series Results on page 2).

**WHAT TO WATCH FOR:** Saturday's game will mark the 19th time in Notre Dame history the Irish have faced off with Purdue the week following the Michigan State game. The Irish are 4-2 against the Boilermakers following a loss to the Spartans, including 2-0 in Notre Dame Stadium. Overall, Notre Dame is 15-3 against Purdue the week after facing Michigan State.

**Notre Dame vs. Purdue Series History**

**Notre Dame leads 51-25-2**

**In Notre Dame:** Notre Dame leads 26-11-0  
**In West Lafayette:** Notre Dame leads 25-14-2  
**Neutral:** Purdue leads 1-0  
**Longest Notre Dame Win Streak:** 11 (1986-96)  
**Longest Purdue Win Streak:** Three (1958-60)  
**Largest Margin of Victory:** 48, twice (48-0), 1970, 1992 both in South Bend  
**Largest Margin of Defeat:** 36 (0-36), 1904 in West Lafayette

Site	Year	Rank	W/L	ND	PU	Site	Year	Rank	W/L	ND	PU
*	1896		L	22	28		1896	9-16	L	14	28
	1899		T	10	10	*	1970	6-	W	48	0
*	1901		W	12	6		1971	2-	W	8	7
	1902		T	6	6	*	1972	10-	W	35	14
	1904		L	0	36		1973	7-	W	20	7
	1905		L	0	32	*	1974	2-	L	20	31
	1906		W	2	0		1975	9-	W	17	0
	1907		W	17	0	*	1976		W	23	0
	1918		W	26	6		1977	11-	W	31	24
	1919		W	33	13	*	1978		W	10	6
*	1920		W	28	0		1979	5-17	L	22	28
	1921		W	33	0	*	1980	11-9	W	31	10
	1922		W	20	0		1981	13-	L	14	15
*	1923		W	34	7	*	1982	10-	W	28	14
*	1933		L	0	19		1983	5-	W	52	6
*	1934		W	18	7	HD	1984	8-	L	21	23
*	1939		W	3	0		1985		L	17	35
*	1946	3-	W	49	6	*	1986		W	41	9
	1947	1-	W	22	7		1987	8-	W	44	20
*	1948		W	28	27	*	1988	8-	W	52	7
	1949	2-	W	35	12		1989	1-	W	40	7
*	1950	1-	L	14	28	*	1990	1-	W	37	11
*	1951	15-	W	30	9		1991	8-	W	45	20
	1952	-9	W	26	14	*	1992	6-	W	48	0
	1953	1-	W	37	7		1993	4-	W	17	0
*	1954	1-19	L	14	27	*	1994	8-	W	39	21
	1955	11-	W	22	7		1995	25-	W	35	28
*	1956	18-	L	14	28	*	1996	9-	W	35	0
	1957		W	12	0		1997	12-	L	17	28
*	1958	11-15	L	22	29	*	1998	123-	W	31	30
	1959	8-	L	7	28		1999	16-20	L	23	28
*	1960	12-	L	19	51	*	2000	21-13	W	23	21
	1961		W	22	20		2001		W	24	18
*	1962		L	6	24	*	2002	23-	W	24	17
	1963		L	6	7		2003	-22	L	10	23
*	1964	9-	W	34	15	*	2004	-15	L	16	41
	1965	1-6	L	21	25		2005	13-22	W	49	28
*	1966	6-8	W	26	14	*	2006	12-	W	35	21
	1967	1-10	L	21	28		2007		L	19	33
*	1968	2-1	L	22	37						

\* Games played in South Bend or Notre Dame Stadium

**Notre Dame vs. Purdue Statistics (2008 Statistics)**

Notre Dame	Category	Purdue
21.0	Points Per Game	33.3
52	First Downs	58
13	By Rushing	20
28	By Passing	32
11	By Penalty	6
234	Rushing Yards	400
90	Rushing Attempts	100
2.6	Yards Per Rush	4.0
2	TDs Rushing	7
78.0	Rushing Yards Per Game	133.3
626	Passing Yards	754
96-55-6	Attempts-Completions-INT	114-68-3
208.7	Passing Yards Per Game	251.3
6	TDs Passing	3
23.2	Kick Return Average	31.8
9.5	Punt Return Average	10.0
15-120	Penalties-Yards	17-142
8-3	Fumbles-Lost	4-3
28:18	Time of Possession	28:46

**PURDUE HEAD COACH JOE TILLER:** Tiller has put Purdue back on the college football map.

With each passing year, Joe Tiller further solidifies his reputation as one of the greatest coaches in Purdue football history - perhaps the greatest.

Taking the reins of a program that had just one winning season (with the help of a forfeit victory) and no bowl game appearances since 1984, Tiller has engineered 10 bowl berths in 11 years, an average of 7.5 wins per season and a Big Ten championship in 2000.

Tiller's teams have qualified for 10 of the 15 bowl games in school history: 1997 Alamo, 1998 Alamo, 2000 Outback, 2001 Rose, 2001 Sun, 2002 Sun, 2004 Capital One, 2004 Sun, 2006 Champs Sports and 2007 Motor City Bowl.

As for Tiller, who was assistant head coach at Purdue from 1983 to 1986, his 11-year record with the Boilermakers stands at 85-55, a snappy .606 winning percentage. His 17-year head coaching record is 122-84-1, a .592 winning percentage. In Big Ten games, he is 51-37, a .580 winning percentage.

Tiller, who will retire following the 2008 season, just passed Hall of Famer Jack Mollenkopf for the most wins in school history. Mollenkopf won 84 games, including 57 Big Ten contests, from 1956 to 1969. Tiller's 140 games coached are the most in school annals.

**2008 PURDUE SCHEDULE/RESULTS (2-1 OVERALL, 0-0 BIG TEN)**

Sept. 6	Northern Colorado	W, 42-10
Sept. 13	Oregon	L, 26-32 (2ot)
Sept. 20	Central Michigan	W, 32-25
Sept. 27	at Notre Dame	3:30 p.m.
Oct. 4	Penn State*	TBA
Oct. 11	at Ohio State*	TBA
Oct. 18	Northwestern*	12:00 p.m.
Oct. 25	Minnesota*	12:00 p.m.
Nov. 1	Michigan*	TBA
Nov. 8	at Michigan State*	TBA
Nov. 15	at Iowa*	TBA
Nov. 22	Indiana*	TBA

**Notre Dame vs. Big Ten**

School	Won	Lost	Tied	Pct.
Illinois	11	0	1	1.000
Indiana	23	5	1	.810
Iowa	13	8	3	.604
Michigan	15	20	1	.431
Michigan State	44	22	1	.664
Minnesota	4	0	1	1.000
Northwestern	37	8	2	.809
Ohio State	2	3	0	.400
Penn State	9	9	1	.500
Purdue	51	26	2	.658
Wisconsin	8	6	2	.563
<b>TOTALS</b>	<b>217</b>	<b>112</b>	<b>15</b>	<b>.653</b>

**Top Irish Performances Vs. Purdue**

**INDIVIDUAL**

**Rushing Yards**

Reggie Brooks, 15-205, 3 TD; 9.26.1992

**Passing Yards**

Brady Quinn, 29-36-440, 3 TD; 10.1.2005

**Receptions**

Jim Seymour, 12-276, 3 TD; 9.24.1966

Tom Gatewood, 12-192, 3 TD; 9.26.1970

**Receiving Yards**

Jim Seymour, 12-276, 3 TD; 9.24.1966

**Points Kicking**

Ted Gradel, 14 (5 XPs, 3 FGs); 9.26.1987

**Kickoff Return Yards**

Vontez Duff, 2-126, 1 TD; 12.1.2001

**Punt Return Yards**

Ricky Watters, 5-84, 1 TD; 9.24.1988

**Touchdowns**

Jim Seymour, 3 TD (3 receiving); 9.24.1966

Tom Gatewood, 3 TD (3 receiving); 9.26.1970

Reggie Brooks, 3 TD (3 rushing); 9.26.1992

**Tackles**

Bob Golic, 19; 10.30.78

**Interceptions**

Clarence Ellis, 2-3; 9.26.1970

Luther Bradley, 2-103, 1 TD; 9.20.1975

George Streater 2-16; 9.24.1988

Shawn Wooden, 2-10; 9.9.1995

Tony Driver, 2-54; 9.26.1998

Clifford Jefferson, 2-0; 12.1.2001

**TEAM**

**Points Scored**

52 (W, 52-6); 1983 in West Lafayette

52 (W, 52-7); 1988 in Notre Dame

**Points Scored (quarter)**

28 (W, 52-7); 1988 (second) in Notre Dame

**Points Scored (half)**

42 (W, 52-7); 1988 (first) in Notre Dame

**Points Allowed**

51 (L, 19-51); 1960 in Notre Dame

**Points Allowed (quarter)**

31 (L, 19-51); 1960 (second) in Notre Dame

**Points Allowed (half)**

45 (L, 19-51); 1960 (first) in Notre Dame

**NOTRE DAME VS. BIG TEN**

► Notre Dame has faced no other conference as often as the Big Ten. The Irish have played 344 all-time games against the 11 current members of the league. Notre Dame is 217-112-15 in those meetings. The Irish have played almost three times as many games against the Big Ten as any other conference. The Pac-10 (125) and ACC (106) are the only other conferences against whom Notre Dame has played at least 100 games.

► Notre Dame has faced Purdue 79 (51-26-2) times in school history, more all-time meetings than any other Big Ten program. Michigan State is second with 72 all-time meetings followed by Northwestern (47).

► Last year's matchup with Penn State, the 19th all-time meeting, was the second with the Nittany Lions as a member of the conference.

► Notre Dame will face three members of the Big 10 in 2008 (Michigan, Michigan State and Purdue). The Irish face the Wolverines, Spartans and Boilermakers for the seventh consecutive season. Notre Dame played four members of the Big 10 in each of the last two

**Notre Dame  
Probable Starting Lineup**

**OFFENSE**

Pos.	No.	Player	Class	Notes
X	18	Duval Kamara	So.	Set school record for TD catches by freshman in '07
LT	77	Michael Turkovich	Sr.	Third career start at LT last week (prev. 12 career starts at LG)
LG	55	Eric Olsen	Jr.	Started nine straight games (the final six of '07 at RG)
OC	51	Dan Wenger	Jr.	Started first three games of '07 at RG and last three at C
RG	59	Chris Stewart	Jr.	One of three Irish players to make starting debut in week 1
RT	74	Sam Young	Jr.	Has started all 28 games over the past three seasons
TE	9	Kyle Rudolph	Fr.	First freshman TE to ever start season opener
Z	11	David Grimes	Sr.	Tri-captain; Missed MSU game with back injury
QB	7	Jimmy Clausen	So.	Maxwell, O'Brien Quarterback Award Watch List
FB	44	Asaph Schwapp	Sr.	Prototypical lead blocking FB; Phil Steele's eighth-best FB
HB	5	Armando Allen	So.	Four rec. (20 yds) and 198 all-purpose yds in week 3

**DEFENSE**

Pos.	No.	Player	Class	Notes
DE	53	Morrice Richardson	Jr.	Played in nine games in '07; seven tackles, one sack
NT	95	Ian Williams	So.	Played all 12 games in '07; sixth on team w/ 45 tackles
DE	96	Pat Kuntz	Sr.	Started first 10 games of '07 before injury ended season
SAM	22	Harrison Smith	So.	Made first career start and career-best six stops vs. MSU
MIKE	58	Brian Smith	So.	Career-high 10 tackles, forced fumble vs. MSU
JACK	40	Maurice Crum, Jr.	Sr.	Has started all 40 games for ND last three seasons
WILL	90	John Ryan	Jr.	Started 10 games in '07; 30 tackles, 5.0 TFL, 2.5 sacks
LCB	8	Raeshon McNeil	Jr.	Picked up fourth career start last week
FS	27	David Bruton	Sr.	Tied career-high with 15 tackles against Michigan
SS	28	Kyle McCarthy	Sr.	Tied for 7th in the nation in tackles per game (11.0)
RCB	20	Terrail Lambert	Sr.	Will make his 26th straight start versus Purdue

**SPECIAL TEAMS**

Pos.	No.	Player	Class	Notes
PK	14	Brandon Walker	So.	Converted 6-of-12 FG in '07
KO	39	Ryan Burkhart	Jr.	Averaging 60.7 yards per kick on 12 kickoffs this season
P	43	Eric Maust	Jr.	Punted 16 times for 666 yds (41.6 avg.) this season
H	43	Eric Maust	Jr.	Holds for left-footed kicker Brandon Walker
	13	Evan Sharpley	Sr.	Holds for right-footed kicker Ryan Burkhart
SNP	39	Kevin Brooks	Sr.	Serves as snapper on both punts and field goals
PR	5	Armando Allen	So.	53-yd KR longest since '02; 147 yds in KR vs. MSU
KR	5	Armando Allen	So.	Avg. 24.1 yds/return on eight kickoff returns this season
	23	Golden Tate	So.	Avg. 21.5 yds/return on four kickoff returns this season

**KEY PROBABLE NON-STARTERS**

Pos.	No.	Player	Class	Notes
QB	13	Evan Sharpley	Sr.	Played eight games, two starts in '07; threw for 736 yds, 5 TDs
HB	34	James Aldridge	Jr.	Led ND in rushing with 463 yds in 11 games in '07
HB	33	Robert Hughes	So.	Leads ND in rushing and rushing touchdowns
WR	82	Robby Parris	Jr.	Second-ranked returning WR with 361 yds in '07
WR	3	Michael Floyd	Fr.	First freshman WR to score a TD in season opener
WR	19	George West, Jr.	Jr.	21 rec. for 172 yds in '07; battled injury in fall camp
WR	23	Golden Tate	So.	Leads ND with 303 yards receiving; four rec. over 30 yds
TE/FB	32	Luke Schmidt	Jr.	Move TE; also can spell time at FB position
TE	84	Will Yeatman	Jr.	All-American lacrosse player caught six passes for 37 yds in '07
NT	93	Paddy Mullen	Jr.	Saw action in three games in '07 (behind Kuntz, Williams)
DE	94	Justin Brown	Sr.	One of three (Lambert, Crum) fifth-year seniors
DE	9	Ethan Johnson	Fr.	One of eight freshmen to see game action in 2008
SAM	41	Scott Smith	Sr.	Voted by teammates onto leadership committee
MIKE	49	Toryan Smith	Jr.	Father, Charles, played football at Georgia
JACK	48	Steve Quinn	Sr.	Serves as one of the top players on special teams
WILL	56	Kerry Neal	So.	Picked up first career INT in week 1
WILL	45	Darius Fleming	Fr.	One of eight freshmen to see game action in 2008
CB	4	Gary Gray	So.	Recorded first career INT against Michigan
CB	12	Robert Blanton	Fr.	One of eight freshmen to see game action in 2008
FS	31	Sergio Brown	Jr.	Blocked a punt and set career-highs in tackles, TFL, PBUs in week 1

<b>JAMES ALDRIDGE</b>										<b>KYLE MCCARTHY</b>															
Rushing	Att	Yds	TD	Lg	Avg.	Avg./G				UA	A	Total	TFL-Yds	Scks	PD	FF	FR	INT							
2007	5	9	0	4	1.8	9.0				2006	0	1	1	0.0-0	0.0-0	0	0	0-0	0-0						
<b>ARMANDO ALLEN</b>										<b>RAESHON MCNEIL</b>															
Rushing	Att	Yds	TD	Lg	Avg.	Avg./G				UA	A	Total	TFL-Yds	Scks	PD	FF	FR	INT							
2007	6	25	0	9	4.2	25.0				2006	0	0	0	0.0-0	0.0-0	0	0	0-0	0-0						
Receiving	Rec	Yds	TD	Lg	Avg.	Rec./G	Avg./G				2007	0	1	1	0.0-0	0.0-0	1	0	0-0	1-0					
2007	1	-9	0	-9	-9.0	1.0	-9.0				TOTAL	3	1	4	0.0-0	0.0-0	1	0	0-0	1-0					
Kick Returns	No	Yds	TD	Lg	Avg./R	Avg./G				<b>ROBBY PARRIS</b>															
2007	4	80	0	33	20.0	80.0				Receiving	Rec	Yds	TD	Lg	Avg.	Rec./G	Avg./G								
All-Purpose	Rush	Rcv	PR	KR	IR	Total	Avg./G				2007	7	93	0	24	13.3	7.0	93.0							
2007	25	-9	0	80	0	96	96.0				<b>JOHN RYAN</b>														
<b>SERGIO BROWN</b>										UA	A	Total	TFL-Yds	Scks	PD	FF	FR	INT							
2006	0	0	0	0.0-0	0.0-0	0	0	0-0	0-0				2006	0	0	0	0.0-0	0.0-0	0	0	0-0	0-0			
2007	2	0	2	0.0-0	0.0-0	0	0	0-0	0-0				2007	6	0	6	2.0-12	1.0-11	0	0	0-0	0-0			
TOTAL	2	0	2	0.0-0	0.0-0	0	0	0-0	0-0				TOTAL	6	0	6	2.0-12	1.0-11	0	0	0-0	0-0			
<b>DAVID BRUTON</b>										UA	A	Total	TFL-Yds	Scks	PD	FF	FR	INT							
2005	5	0	5	0.0-0	0.0-0	1	0	0-0	0-0				<b>ASAPH SCHWAPP</b>												
2006	1	0	1	0.0-0	0.0-0	0	0	0-0	0-0				Receiving	Rec	Yds	TD	Lg	Avg.	Rec./G	Avg./G					
2007	3	0	3	0.0-0	0.0-0	0	0	0-0	0-0				2005	0	0	0	0	0.0	0.0	0.0					
TOTAL	9	0	9	0.0-0	0.0-0	1	0	0-0	0-0				2007	1	5	0	5	5.0	1.0	5.0					
<b>JIMMY CLAUSEN</b>										TOTAL	1	5	0	5	5.0	0.5	2.5								
Rushing	Att	Yds	TD	Lg	Avg.	Avg./G				<b>EVAN SHARPLEY</b>															
2007	3	13	0	7	4.3	13.0				Rushing	Att	Yds	TD	Lg	Avg.	Avg./G									
Passing	C-A-I	Yds	TD	Long	Pct	Avg/P	Avg/G	Effic				2007	5	-7	0	3	-1.4	-7.0							
2007	18-26-1	169	1	36	69.2	6.5	169.0	128.8				Passing	C-A-I	Yds	TD	Long	Pct	Avg/P	Avg/G	Effic					
<b>MAURICE CRUM, JR.</b>										UA	A	Total	TFL-Yds	Scks	PD	FF	FR	INT							
2005	1	0	1	0.0-0	0.0-0	0	0	0-0	0-0				2007	16-26-1	208	2	43	61.5	8.0	208.0	146.4				
2006	1	4	5	0.0-0	0.0-0	0	0	0-0	0-0				<b>BRIAN SMITH</b>												
2007	1	1	2	0.0-0	0.0-0	1	0	0-0	0-0				UA	A	Total	TFL-Yds	Scks	PD	FF	FR	INT				
TOTAL	3	5	8	0.0-0	0.0-0	1	0	0-0	0-0				2007	2	0	2	0.0-0	0.0-0	0	0	0	0			
<b>DAVID GRIMES</b>										<b>GOLDEN TATE</b>															
Receiving	Rec	Yds	TD	Lg	Avg.	Rec./G	Avg./G				Receiving	Rec	Yds	TD	Lg	Avg.	Rec./G	Avg./G							
2005	0	0	0	0	0.0	0.0	0.0				2007	3	104	1	43	3.0	34.7	104.0							
2007	3	34	0	17	11.3	3.0	34.0				Kick Returns	No	Yds	TD	Lg	Avg./R	Avg./G								
TOTAL	3	34	0	17	11.3	1.5	17.0				2007	1	14	0	14	14.0	14.0								
Kick Returns	No	Yds	TD	Lg	Avg./R	Avg./G				All-Purpose	Rush	Rcv	PR	KR	IR	Total	Avg./G								
2005	2	62	0	40	31.0	62.0				2007	0	104	0	14	0	118	118.0								
2007	0	0	0	0	0.0	0.0				<b>BRANDON WALKER</b>															
TOTAL	2	62	0	40	31.0	31.0				Field Goals	FGM	FGA	Lg	Pct											
<b>DUVAL KAMARA</b>										2007	0	1	0	0.0											
Receiving	Rec	Yds	TD	Lg	Avg.	Rec./G	Avg./G				Kickoffs	No	Yds	Avg											
2007	6	68	1	15	11.3	6.0	68.0				2007	4	221	55.2											
<b>PAT KUNTZ</b>										<b>GEORGE WEST</b>															
UA	A	Total	TFL-Yds	Scks	PD	FF	FR	INT				Rushing	Att	Yds	TD	Lg	Avg.	Avg./G							
2005	1	0	1	0.0-0	0.0-0	0	0	0-0	0-0				2006	1	11	1	11	11.0	11.0						
2006	0	0	0	0.0-0	0.0-0	0	0	0-0	0-0				2007	0	0	0	0	0.0	0.0						
2007	1	1	2	0.0-0	0.0-0	0	0	0-0	0-0				TOTAL	1	11	1	14	11.0	5.5						
TOTAL	2	1	3	0.0-0	0.0-0	0	0	0-0	0-0				Receiving	Rec	Yds	TD	Lg	Avg.	Rec./G	Avg./G					
<b>TERRAIL LAMBERT</b>										2006	0	0	0	0	0.0	0.0	0.0								
UA	A	Total	TFL-Yds	Scks	PD	FF	FR	INT				2007	4	37	0	15	9.2	4.0	37.0						
2005	2	0	2	0.0-0	0.0-0	0	0	0-0	0-0				TOTAL	4	37	0	15	9.2	2.0	18.5					
2006	10	1	11	1.0-3	0.0-0	0	1	1-0	0-0				Kick Returns	No	Yds	TD	Lg	Avg./R	Avg./G						
2007	3	0	3	0.0-0	0.0-0	0	0	0-0	0-0				2006	1	16	0	16	16.0	16.0						
TOTAL	15	1	16	1.0-3	0.0-0	0	1	1-0	0-0				2007	0	0	0	0	0.0	0.0						
<b>ERIC MAUST</b>										TOTAL	1	16	0	16	16.0	8.0									
Punts	Yards	Long	Avg.							All-Purpose	Rush	Rcv	PR	KR	IR	Total	Avg./G								
2007	3	132	48	44.0							2006	11	0	0	16	0	27	27.0							
										2007	0	37	0	0	0	37	37.0								
										TOTAL	11	37	0	16	0	64	32.0								
										<b>IAN WILLIAMS</b>															
										UA	A	Total	TFL-Yds	Scks	PD	FF	FR	INT							
										2007	0	1	1	0.0-0	0.0-0	0	0	0	0						

seasons. Notre Dame has played a member of the Big Ten every single season since 1915.

► Notre Dame has posted a 111-45-5 (.705) record against Big Ten opponents at home and a 90-40-3 (.688) mark inside Notre Dame Stadium.

**NOTRE DAME - PURDUE SERIES NOTES**

► Notre Dame and Purdue will be meeting for the 80th time in the all-time series this Saturday. The Irish lead the series by a 51-26-2 count.

► The series started in 1896, with Purdue collecting a 28-22 victory in South Bend. The only current NCAA Division I-A schools that played Notre Dame earlier than Purdue are Michigan (1887 - first game in program history) and Northwestern (1889).

► The teams played seven times from 1899-1907 before a 11-year break (the longest hiatus in the history of the series). The teams resumed the rivalry in 1918 and met every year until 1923 before a 10-year break. The teams then met in 1933, 1934, 1939 and the series has been continuous since 1946.

► The series is tied with the USC rivalry for Notre Dame's second-longest continuous series (Notre Dame and Navy have played every year since 1927).

► Notre Dame's 51 series wins against Purdue are the second-most against any opponent -- 70 against Navy is the highest.

► Entering the 2008 season, Purdue has beaten Notre Dame more times (26) than any other school besides USC (32) and Michigan State (26).

- ▶ The Irish have not been shutout by the Boilermakers since 1933 (a 19-0 loss in South Bend). Notre Dame has been blanked on two other occasions (1904, 1905).
- ▶ Including this weekend's game, Notre Dame or Purdue has been nationally ranked in 19 of the past 21 meetings (dating back to 1987). The 2001 and 2007 games were the only time in that stretch that neither the Irish or Boilermakers were ranked.
- ▶ Over the last 10 meetings, Notre Dame holds a slim 6-4 advantage. The Irish won in 1998, from 2000-02 and 2005-06. Purdue claimed victories in 1997, 1999, 2003-04 and 2007.
- ▶ The series has been one filled with many offensive fireworks. Since 1982 (a span of 26 games), the winning team has scored no fewer than 22 points in every meeting except Notre Dame's 17-0 triumph in 1993. The winning team has eclipsed the 30-point barrier on 14 different occasions and averaged just over 35 points per contest.
- ▶ If series history holds true, Notre Dame will need to score often to earn a victory this weekend. When the Irish fail to score 23 or more points in a game against Purdue, the Irish are 11-18-2 (.387). Since 1981 (27 meetings), Notre Dame has lost six out of the seven games to Purdue in which it failed to score over 20 points.

**ON THIS DATE**

Notre Dame has played 10 previous games in its history on Sept. 27. The Irish are 6-3-1 all-time on this date. The Irish have recorded two shutouts on Sept. 27 (1902, 33-0 vs. MSU; 1958, 18-0 vs. Indiana).

**Sept. 27, 1941:** Arizona is no match for the Irish under the direction of new coach Frank Leahy, who records his first win at his alma mater with a 38-7 thrashing of the Wildcats at Notre Dame Stadium. Leahy would not only go undefeated in 1941, but would do so an unbelievable seven times in his eleven-season career.

**Sept. 27, 1959:** New head coach Joe Kuharich led the Irish to a 28-8 victory in his first game against the North Carolina Tar Heels.

2003	#22 Purdue	West Lafayette, Ind.	L, 10-23
1997	#6 Michigan	Ann Arbor, Mich.	L, 14-21
1986	Purdue	Notre Dame Stadium	W, 41-9
1975	Northwestern	Notre Dame Stadium	W, 31-7
1969	#16 Purdue	West Lafayette, Ind.	L, 14-28
1958	Indiana	Notre Dame Stadium	W, 18-0
1952	#12 Penn	Franklin Field	T, 7-7
1941	Arizona	Notre Dame Stadium	W, 38-7
1902	Michigan State	Cartier Field	W, 33-0
1899	Englewood H.S.	Cartier Field	W, 29-5

**IRISH RECORD SETTERS IN THE NOTRE DAME - PURDUE SERIES**

- ▶ The Notre Dame-Purdue series has been filled with incredible quarterback performances from the Irish. Five of the top 10 single-game completion records happened against the Boilermakers (Ron Powlus - 31; Brady Quinn - 29, 29, 26; Terry Hanratty - 29). Three of the top seven single-game highs for passing yards also came against Purdue (Brady Quinn - 440, 432; Terry Hanratty - 366). Only three Irish quarterbacks have ever attempted 45 or more passes in one game and three of those efforts came against the Boilermakers (Hanratty owns the school record with 63; Quinn recorded 59 in 2003 and 46 in 2004).
- ▶ Reggie Brooks rushed for three touchdowns, tied for sixth-most in single-game history, in a 48-0 rout of the Boilermakers on Sept. 26, 1992.
- ▶ Former Notre Dame QB Brady Quinn recorded 11 straight completions in the 49-28 victory in 2005 and his 80.5 completion percentage for the game is the sixth-best in single-game school history.
- ▶ Quinn eclipsed the 400-yard mark in passing on four occasions over his career, twice against Purdue. He threw for 440 yards in 2005 and 432 yards in 2004.
- ▶ Former QB and current Irish quarterback coach, Ron Powlus, tossed four touchdown passes in a 35-28 victory over Purdue on Sept. 9, 1995. At the time, the four TD passes was tied for the school record.
- ▶ Former All-American WRs Jim Seymour and Tom Gatewood each had remarkable careers against Purdue. Seymour had 13 catches, second most in single-game school history, with a school record 276 yards on Sept. 24, 1966. Gatewood had 12 catches, third most in a game, for 192 yards against the Boilermakers on Sept. 26, 1970. Both had three touchdown receptions in the each game as well.
- ▶ Notre Dame has had a pair of running backs eclipse 100 yards rushing in the same game just 16 times over 118 years of football. Two of those occasions came against Purdue. Phil Carter and Larry Moriarty rushed for 154 and 106 yards, respectively, on Sept. 25, 1982. Ray Zellars and Randy Kinder went for 156 and 143 on Sept. 24, 1994.

<b>Notre Dame's Record When...</b>		
	<b>2008</b>	<b>Weis Era</b>
At Home	2-0	13-9
On The Road	0-1	10-5
Neutral Site Games	0-0	1-2
In Overtime	0-0	0-2
Coming off a loss	0-0	6-9
Coming off a win	1-1	16-3
Coming of an open date	0-0	1-2
Both teams are AP-ranked	0-0	3-5
Neither team is ranked	2-1	4-6
ND is ranked higher	0-0	17-2
Opponent is ranked higher	0-0	3-8
Vs. In-state Opponents	0-0	2-1
In September	2-1	9-8
In October	0-0	7-4
In November	0-0	10-3
In December	0-0	0-0
In January	0-0	0-2
On Television	2-1	24-16
On NBC	2-0	13-9
On ABC	0-1	7-4
On ESPN	0-0	2-2
On CBS	0-0	1-0
On CSTV	0-0	1-0
On Fox	0-0	0-1
Afternoon Games	2-1	19-13
Night Games	0-0	5-3
Decided By 7 or Less	0-0	5-3
Scoring First	1-0	16-4
Opponent Scores First	1-1	8-12
Leading At Halftime	1-0	17-2
Tied At Halftime	1-0	3-0
Trailing At Halftime	0-1	4-14
Leading After 3 Qtrs.	1-0	18-1
Tied After 3 Qtrs.	0-0	1-1
Trailing After 3 Qtrs.	1-1	5-14
Scoring 40+ Points	0-0	9-2
Scoring 30+ Points	1-0	17-3
Scoring 20-29 Points	1-0	14-6
Scoring 0-19 Points	0-1	2-10
Allowing 40+ Points	0-0	0-6
Allowing 30+ Points	0-0	2-13
Allowing 20-29 Points	0-1	8-5
Allowing 0-19 Points	2-0	15-0
Outrushing Opponent	1-0	11-0
Getting Outrushed	1-1	13-16
Passing For More Yds	0-1	18-8
Passing For Fewer Yds	2-0	6-8
Outgaining Opponent	0-0	15-3
Getting Outgained	2-1	9-12
Winning Time of Poss.	1-0	17-4
Losing Time of Poss.	1-1	7-12
Scoring a Def./ST TD	1-0	9-3
Allowing a Def./ST TD	0-0	2-6
Fewer Penalty Yards	2-1	12-10
More Penalty Yards	0-0	12-6
Winning Turnover Battle	1-0	17-5
Losing Turnover Battle	1-1	4-8
Individual 100-yard rusher	0-0	13-4
Individual 100-yard receiver	1-0	13-4
Individual 200-yard passer	1-1	20-7
Opponent 100-yard rusher	1-1	4-12
Opponent 100-yard receiver	0-0	10-6
Opponent 200-yard passer	2-0	11-9

**National Rankings**

**ASSOCIATED PRESS (Sept. 21)**

Rk	School	Record	Pts
1.	<i>USC (62)</i>	2-0	1,621
2.	Oklahoma	3-0	1,484
3.	Georgia (2)	4-0	1,475
4.	Florida (1)	3-0	1,442
5.	LSU	3-0	1,363
6.	Missouri	4-0	1,360
7.	Texas	3-0	1,174
8.	Alabama	4-0	1,132
9.	Wisconsin	3-0	1,091
10.	Texas Tech	4-0	962
11.	Brigham Young	4-0	919
12.	Penn State	4-0	891
13.	South Florida	4-0	798
14.	Ohio State	3-1	790
15.	Auburn	3-1	785
16.	Wake Forest	3-0	711
17.	Utah	4-0	574
18.	Kansas	3-1	555
19.	Boise State	3-0	363
20.	Clemson	3-1	300
21.	Vanderbilt	4-0	242
22.	Illinois	2-1	224
23.	East Carolina	3-1	201
24.	TCU	4-0	117
25.	Fresno State	2-1	105

**Others Receiving Votes**

Oregon 100, Oklahoma State 98, Virginia Tech 63, Colorado 39, Nebraska 32, Connecticut 26, Tulsa 19, Miami (FL) 17, *Michigan State 14*, Georgia Tech 8, Kentucky 7, Northwestern 7, Ball State 6, South Carolina 3, West Virginia 2, Florida State 2, *North Carolina 2*, Minnesota 1.

**USA TODAY/COACHES (Sept. 21)**

Rk	School	Record	Pts
1.	<i>USC (56)</i>	2-0	1,517
2.	Oklahoma (2)	3-0	1,424
3.	Georgia (2)	4-0	1,388
4.	Florida (1)	3-0	1,345
5.	Missouri	4-0	1,284
6.	LSU	3-0	1,247
7.	Texas	3-0	1,143
8.	Wisconsin	3-0	1,041
9.	Texas Tech	4-0	944
10.	Alabama	4-0	939
11.	Brigham Young	4-0	931
12.	Penn State	4-0	818
13.	Ohio State	3-1	744
14.	South Florida	4-0	721
15.	Wake Forest	3-0	678
16.	Auburn	3-1	650
17.	Utah	4-0	528
18.	Kansas	3-1	506
19.	Clemson	3-1	378
20.	Boise State	3-0	265
21.	Illinois	2-1	233
22.	Oregon	3-1	174
23.	TCU	4-0	151
24.	Fresno State	2-1	117
25.	Vanderbilt	4-0	103

**Others Receiving Votes**

East Carolina 88, Nebraska 83, Oklahoma State 55, Connecticut 54, Virginia Tech 47, *Michigan State 37*, Kentucky 36, Colorado 30, Northwestern 21, Tulsa 17, Ball State 16, Arizona State 11, California 9, Minnesota 8, *Purdue 8*, West Virginia 7, Miami (FL) 7, Georgia Tech 7, Cincinnati 6, Maryland 6, Louisville 3.

2008 opponents in *bold italics*

**NOTRE DAME - PURDUE CONNECTIONS**

► Notre Dame defensive line coach Jappy Oliver began his collegiate coaching career as a graduate assistant at Purdue in 1979-80, working for former Boilermaker head coach Jim Young.

► Notre Dame wide receivers coach/recruiting coordinator Rob Ianello and Purdue offensive coordinator/quarterbacks coach Ed Zaunbrecher each had previous stints at the University of Arizona. Ianello served as an assistant (recruiting coordinator/wide receivers and recruiting coordinator/tight ends) from 1994-2002. Zaunbrecher was a graduate assistant from 1973-74 before becoming a full-time assistant in 1975-76. Zaunbrecher was on the same Purdue staff in 1979 that included Oliver.

► Former Notre Dame assistant head coach (defense)/defensive backs Bill Lewis (now manager of athletics community relations) and Zaunbrecher each had stops at Wake Forest. Lewis was defensive backs coach from 1969-70, while Zaunbrecher was an assistant from 1980-83 for the Demon Deacons.

► Notre Dame offensive coordinator/running backs coach Mike Haywood (1995-02) and Zaunbrecher (1984-90) each paced the sidelines at LSU.

► Purdue tight ends coach John McDonell coached the centers and guards at Notre Dame from 2002-04. Five of his players were taken in the NFL draft. Center Jeff Faine was a first team All-American and runner-up for the Rimington Award in 2002 and subsequently a first-round pick (21st overall) of the Cleveland Browns. Faine presently is the Tampa Bay Buccaneers' starting center.

► A number of players from Purdue and Notre Dame either attended the same high school or hail from the same hometown.

Notre Dame	High School/Hometown	Purdue
Pat Kuntz, NT	Indianapolis, Indiana	Ryan Baker, DT Cory Benton, C Corey Chapman, DE Mike Durrett, LB Mike Conway, CB Jermaine Guynn, DT Frank Halliburton, FB Joe Holland, LB Elliot Hood, OG/OT Desmond Tardy, WR Mark Thompson, CB
Kyle Rudolph, TE	Cincinnati, Ohio	Mike Chacksfield, OT
Kallen Wade, DE		Zach Reckman, OL Rick Schmeig, OG
Kyle McCarthy, DS	Youngstown, Ohio	John Humphrey, LB
Steve Filer, LB	Chicago, Illinois	Fabian Martin, CB
Darius Fleming, LB		
Robert Hughes, RB		
David Grimes, WR	Detroit, Michigan	Justin Siler, RB
Thomas Bemenderfer, OC	Penn H.S.	Frank Duong, DS
Braxton Cave, OC		
James Aldridge, HB	Merrillville H.S.	Mike Neal, DT

**Head-to-Head Statistical Comparison (2008 Stats)**

NOTRE DAME			PURDUE			
#	NCAA	Category	Category	NCAA	#	
21.00	88th	Scoring Offense	vs. Scoring Defense	63rd	22.33	
286.67	107th	Total Offense	vs. Total Defense	103rd	427.00	
78.00	111th	Rushing Offense	vs. Rushing Defense	99th	192.33	
208.67	69th	Passing Offense	vs. Passing Defense	89th	234.67	
120.20	71st	Passing Efficiency Off.	vs. Passing Efficiency Def.	21st	99.25	
17.67	36th	Scoring Defense	vs. Scoring Offense	38th	33.33	
359.67	68th	Total Defense	vs. Total Offense	59th	384.67	
144.33	74th	Rushing Defense	vs. Rushing Offense	81st	133.33	
215.33	72nd	Passing Defense	vs. Passing Offense	35th	251.33	
101.65	24th	Passing Efficiency Def.	vs. Passing Efficiency Off.	74th	118.58	
39.56	17th	Net Punting	vs. Net Punting	116th	27.56	
9.50	60th	Punt Returns	vs. Punt Returns	54th	10.0	
23.25	34th	Kickoff Returns	vs. Kickoff Returns	2nd	31.78	
0.00	57th	Turnover Margin	vs. Turnover Margin	57th	0.00	
0.33	117th	Sacks	vs. Sacks Allowed	t-69th	2.00	
1.00	t-26th	Sacks Allowed	vs. Sacks	t-39th	2.00	

**A WIN THIS WEEK WOULD...**

- ▶ Make Notre Dame 3-1 for the first time since 2006 and fourth time in the past five years (2004, 2005, 2006).
- ▶ Give the Irish a victory over Purdue for the third time in four years.
- ▶ Improve the all-time record for the Irish to 16-3 (.842) against Purdue the week after facing Michigan State.
- ▶ Improve the all-time record for Notre Dame to 5-2 (.714) against Purdue the week after losing to Michigan State and 3-0 in such meetings in Notre Dame Stadium.
- ▶ Improve the Irish to 7-9 (.438) under Weis following a loss.
- ▶ Improve Notre Dame to 52-26-2 (.663) in the all-time series with Purdue.
- ▶ Improve the Irish to 27-11 (.711) in the all-time series with the Boilermakers in South Bend and 24-10 (.706) in Notre Dame Stadium.
- ▶ Give Notre Dame its 15th victory in the last 16 meetings with Purdue in Notre Dame Stadium.
- ▶ Improve an unranked Irish squad (post 1932) to 11-7 (.611) all-time against Purdue (snapping a three-game losing streak in such meetings).
- ▶ Improve an unranked Notre Dame squad to 7-3 (.700) all-time against Purdue in Notre Dame Stadium.
- ▶ Improve Notre Dame to 10-5 (.667) all-time against the Boilermakers when both teams are unranked.
- ▶ Improve Notre Dame to 7-2 (.778) all-time against Purdue in Notre Dame Stadium when both teams are unranked.
- ▶ Improve Notre Dame to 218-112-15 (.654) all-time against the Big Ten Conference.
- ▶ Improve the Irish to 112-45-5 (.707) against Big Ten opponents at home and 91-40-3 (.690) at Notre Dame Stadium
- ▶ Improve Weis' record to 25-16 overall (.610), 3-1 (.750) against Purdue and 7-8 (.467) against the Big Ten Conference.
- ▶ Improve Weis' overall home record to 14-9 (.609) and his home record against the Big Ten Conference to 4-3 (.571).
- ▶ Improve Weis' record to 10-8 (.556) in September games.
- ▶ Improve Weis' record to 18-13 (.581) in afternoon games.
- ▶ Improve Notre Dame's all-time record to 827-279-42 (.738).
- ▶ Improve Notre Dame's all-time record at Notre Dame Stadium to 301-96-5 (.755).

**A LOSS THIS WEEK WOULD...**

- ▶ Make Notre Dame 2-2 for the first time since 2000 and second time in the past 26 years (1983).
- ▶ Deny the Irish a victory over Purdue for the third time in four years.
- ▶ Drop the all-time record for the Irish to 15-4 (.789) against Purdue the week after facing Michigan State.
- ▶ Drop the all-time record for Notre Dame to 4-3 (.571) against Purdue the week after losing to Michigan State and 2-1 in such meetings in Notre Dame Stadium.
- ▶ Drop the Irish to 6-10 (.375) under Weis following a loss.
- ▶ Drop Notre Dame to 51-27-2 (.650) in the all-time series with Purdue.
- ▶ Drop the Irish to 26-12 (.684) in the all-time series with the Boilermakers in South Bend and 23-11 (.676) in Notre Dame Stadium.
- ▶ Deny Notre Dame its 15th victory in the last 16 meetings with Purdue in Notre Dame Stadium.
- ▶ Drop an unranked Irish squad (post 1932) to 10-8 (.556) all-time against Purdue (extending a four-game losing streak in such meetings).
- ▶ Drop an unranked Notre Dame squad to 6-4 (.600) all-time against Purdue in Notre Dame Stadium.
- ▶ Drop Notre Dame to 9-6 (.600) all-time against the Boilermakers when both teams are unranked.
- ▶ Drop Notre Dame to 6-3 (.667) all-time against Purdue in Notre Dame Stadium when both teams are unranked.
- ▶ Drop Notre Dame to 217-113-15 (.651) all-time against the Big Ten Conference.
- ▶ Drop the Irish to 111-46-5 (.701) against Big Ten opponents at home and 90-41-3 (.683) at Notre Dame Stadium
- ▶ Drop Weis' record to 24-17 overall (.585), 2-2 (.500) against Purdue and 6-9 (.400) against the Big Ten Conference.
- ▶ Drop Weis' overall home record to 13-10 (.565) and his home record against the Big Ten Conference to 3-4 (.429).
- ▶ Drop Weis' record to 9-9 (.500) in September games.
- ▶ Drop Weis' record to 17-14 (.548) in afternoon games.
- ▶ Drop Notre Dame's all-time record to 826-280-42 (.738).
- ▶ Drop Notre Dame's all-time record at Notre Dame Stadium to 300-97-5 (.752).

**Starter Sheet**

Offense	2008	Streak	Career
Young (RT)	3	28	28
Grimes (WR)	1	-	17
Turkovich (LT)	3	15	15
Duncan (LT)	-	-	12
Clausen (QB)	3	6	12
Schwapp (FB)	-	-	10
Olsen (LG)	3	9	9
Kamara (WR)	3	5	8
Wenger (C)	3	5	8
West (WR)	-	-	7
Yeatman (TE)	3	3	6
Aldridge (HB)	-	-	5
Allen (HB)	1	-	5
Parris (WR)	-	-	4
Rudolph (TE)	3	3	3
Stewart (RG)	3	3	3
Hughes (HB)	2	2	3
Floyd (WR)	2	2	2
Tate (WR)	-	-	2
Sharpley (QB)	-	-	2

Defense	2008	Streak	Career
Crum (ILB)	3	40	40
Lambert (CB)	3	25	25
Bruton (FS)	3	6	14
Kuntz (DE)	3	3	13
Ryan (OLB)	3	3	13
Brown, J. (DE)	3	6	8
Neal (OLB)	2	-	7
Smith, B. (ILB)	3	6	6
McNeil (CB)	3	3	4
McCarthy (FS)	3	3	4
Williams (NT)	1	1	3
Smith, T. (ILB)	-	-	2
Brown, S. (S)	2	-	2
Herring (SS)	-	-	1
Smith, H. (S)	1	1	1

**Longest Active Streaks**

Crum (LB)	40
Young (RT)	28
Lambert (CB)	25
Turkovich (LT)	15
Olsen (LG)	9

**Most Career Starts (Active)**

Crum (LB)	40
Young (RT)	28
Lambert (CB)	25
Grimes (WR)	17
Turkovich (LT)	15
Bruton (FS)	14
Kuntz (DE)	13
Ryan (OLB)	13
Duncan (LT)	12
Schwapp (FB)	10

**Career Starts By Position**

<b>—OFFENSE—</b>										
WR	LT	LG	C	RG	RT	TE	WR	QB	FB	HB
Grimes (17)	Duncan (2)	Turkovich (12)	Wenger (5)	Olsen (6)	Young (18)	Yeatman (6)	West (7)	Clausen (12)	Schwapp (10)	Aldridge (5)
Tate (2)	Young (10)	Olsen (3)		Wenger (3)	Duncan (10)	Rudolph (3)	Parris (4)	Sharpley (2)		Allen (5)
Floyd (2)	Turkovich (3)			Stewart (3)			Kamara (8)			Hughes (3)
<b>—DEFENSE—</b>										
DE	NT/DT	DE	OLB	ILB	ILB	OLB	CB	SS	FS	CB
Brown, J. (9)	Kuntz (13)	Ryan (4)	Ryan (9)	Crum (40)	Smith, T. (2)	Smith, B. (5)	McNeil (4)	Herring (1)	Bruton (14)	Lambert (25)
	Williams (3)		Neal (7)	Smith, B. (1)				McCarthy (3)	McCarthy (1)	
								Smith, H. (1)	Brown, S. (2)	

**Scoring Summary**

	<u>1</u>	<u>2</u>	<u>3</u>	<u>4</u>	<u>F</u>	
Notre Dame	0	0	6	13	--	19 Record: (0-5)
Purdue	10	13	3	7	--	33 Record: (5-0)

**First Quarter**

10:45 PUR Summers 27 yd field goal, 10-54 4:15  
 5:49 PUR Sheets 1 yd run (Summers kick), 8-80 2:43

**Second Quarter**

11:54 PUR Summers 34 yd field goal, 6-8 1:19  
 4:46 PUR Bryant 11 yd pass from Painter (Summers kick), 11-81 4:46  
 2:50 PUR Summers 26 yd field goal, 4-5 1:20

**Third Quarter**

7:55 ND Carlson 5 yd pass from Clausen (Walker, B. kick failed), 6-37 2:06  
 0:28 PUR Summers 29 yd field goal, 11-56 3:21

**Fourth Quarter**

12:43 ND Kamara 7 yd pass from Sharpley (Whitaker kick failed), 11-81 2:45  
 7:58 ND Tate 25 yd pass from Sharpley (Whitaker kick), 14-79 3:40  
 5:33 PUR Keller 14 yd pass from Painter (Summers kick), 5-59 2:25

	<b>ND</b>	<b>PUR</b>
FIRST DOWNS	21	27
RUSHES-YARDS (NET)	26-49	42-119
PASSING YDS (NET)	377	252
Passes Att-Comp-Int	52-34-2	37-22-2
TOTAL OFFENSE PLAYS-YARDS	78-426	79-371
Fumble Returns-Yards	0-0	0-0
Punt Returns-Yards	1-6	0-0
Kickoff Returns-Yards	8-132	4-83
Interception Returns-Yards	2--2	2-6
Punts (Number-Avg)	3-44.0	3-42.3
Fumbles-Lost	2-1	1-0
Penalties-Yards	11-110	9-67
Possession Time	26:54	33:06
Third-Down Conversions	5 of 16	6 of 15
Fourth-Down Conversions	4 of 6	0 of 1
Red-Zone Scores-Chances	2-4	7-7
Sacks By: Number-Yards	2-22	2-14

**RUSHING:** Notre Dame-Allen 6-25; Jabbie 4-16; Clausen 3-13; Aldridge 5-9; Hughes 1-0; Thomas 1-0; TEAM 1-minus 7; Sharpley 5-minus 7. Purdue-Sheets 27-141; Dierking 4-9; Painter 5-1; Bryant 1-minus 8; TEAM 5-minus 24.

**PASSING:** Notre Dame-Clausen 18-26-1-169; Sharpley 16-26-1-208. Purdue-Painter 22-37-2-252.

**RECEIVING:** Notre Dame-Parris 7-93; Kamara 6-68; Carlson 5-30; West 4-37; Jabbie 4-15; Tate 3-104; Grimes 3-34; Schwapp 1-5; Allen 1-minus 9. Purdue-Bryant 8-82; Keller 5-36; Orton 3-55; Lymon 2-28; Whittington 1-24; Standeford 1-14; Sheets 1-8; Tardy 1-5.

**INTERCEPTIONS:** Notre Dame-McCarthy 1-0; Zbikowski 1-minus 2. Purdue-Vinson 2-6.

**FUMBLES:** Notre Dame-Aldridge 1-0; Allen 1-1. Purdue-TEAM 1-0.

**SACKS (UA-A):** Notre Dame-Ryan 1-0; Laws 1-0. Purdue-Williams 1-0; Avril 1-0.

**TACKLES (UA-A):** Notre Dame-Brockington 6-3; Zbikowski 7-0; Ryan 6-0; Laws 5-1; Lambert 3-0; Bruton 3-0; McCarthy 3-0; Wooden 3-0; Stephenson 3-0; Richardson 2-1; Walls 2-1; Smith, B. 2-0; Brown, S. 2-0; Kuntz 1-1; Crum 1-1; Carlson 1-0; Clausen 1-0; Smith, S. 1-0; McNeil 0-1; Williams 0-1. Purdue-Keglar 5-4; Ferguson 3-5; Bick 3-3; Vinson 5-0; Scott 4-1; Heygood 3-1; Williams 3-1; King 2-2; Avril 3-0; Lane 2-1; Adams 2-1; Green 2-0; Haston 2-0; Magee 1-1; Bright 1-1; Brown 1-0; Dierking 1-0; Williams 1-0; Keller 1-0; Halliburton 0-1.

**The Last Meeting  
 Purdue 33, Notre Dame 19  
 Sept. 29, 2007**

**WEST LAFAYETTE, Ind. (AP) --** Charlie Weis was looking for something he recognized as winning football. He finally saw it ... just not enough of it.

Purdue extended the worst start in Notre Dame history to five losses when Curtis Painter threw two touchdown passes and Chris Summers hit four field goals in a 33-19 win on Saturday.

The Irish fell behind 23-0 at the half, and Weis let his players know he's tired of playing catch-up.

"This time, I was maybe a little more rough at halftime," he said. "I'd had about enough. It was a collective effort. Offense, defense, special teams."

Notre Dame outscored Purdue 19-10 in the second half, something Weis hopes to build on.

"For the first time this year, we played a half of football where you could win," he said. "That's closer to winning football."

Freshman quarterback Jimmy Clausen threw his first career touchdown pass before leaving with an injured hip, and the Irish gained 426 yards, by far their best output of the season.

It's a start.

Meanwhile, the Boilermakers (5-0) are off to their best start since 2004.

Kory Sheets had 141 yards rushing and Dorien Bryant caught eight passes for 82 yards for Purdue, which hosts No. 8 Ohio State next week.

With Purdue seemingly in control, Notre Dame's Tom Zbikowski intercepted a pass by Painter on early in the second half, and the Irish took advantage. On a fourth-and-goal at the Purdue 5-yard line, Clausen completed a pass to John Carlson to cut the lead to 23-6.

Purdue got a few gifts from Notre Dame on its next possession. The Irish boiled the Boilermakers out on a third-and-21 with a late hit and Summers' 29-yard field goal gave the Boilermakers a 26-6 lead. The Irish committed three penalties for 35 yards on the possession.

Clausen limped often in the game, and at times was shuffled in and out of the lineup. Weis expects him to play on Saturday against UCLA. Backup quarterback Evan Sharpley completed 16-of-26 passes for 208 yards, and Golden Tate caught three passes for 104 yards.

They gave Notre Dame a chance early in the fourth quarter with a 43-yard completion on a fourth-and-5 from the Notre Dame 37. Sharpley eventually threw a 7-yard touchdown pass to Duval Kamara with 12:43 left to cut Purdue's lead to 26-12.

On Notre Dame's next possession, Sharpley completed a 25-yard touchdown pass to a falling Tate to cut Purdue's lead to 26-19 with 7:58 to go.

Purdue righted itself on the next possession. Four running plays netted 35 yards before Painter connected with tight end Dustin Keller for a 14-yard touchdown.

Notre Dame then drove to the Purdue 18, but Terrell Vinson intercepted Sharpley in the end zone to end the threat. It was Vinson's second pick of the game.

The Irish converted 4 of 6 fourth downs, including two in their territory in the fourth quarter. Weis said he was playing for the win, no matter what.

"I told them with seven minutes to go if we cut it to seven, if we scored again, we were going to go for two and try and win in regulation," he said. "Why not go for two?"

Notre Dame will focus on playing a complete game after Weis said they showed potential in the second half.

"If we can do 60 minutes of that, maybe we can come away with a victory," Sharpley said.

Perhaps, but things don't get any easier for the Irish who face UCLA, No. 12 Boston College and top-ranked Southern California the next three weeks.

"It's been tough," Notre Dame defensive end Trevor Laws said, "but you just have to keep playing and show the young guys how to fight."



**The Last Meeting in Notre Dame  
No. 12 Notre Dame 35, Purdue 21  
Sept. 30, 2006**

**NOTRE DAME, Ind. (AP)** - Brady Quinn, Darius Walker and the Notre Dame offense were at their best against one of the nation's worst defenses.

Quinn picked apart Purdue, completing 24 of his first 28 passes to help the 12th-ranked Irish build a three-touchdown lead on their way to a 35-21 victory Saturday.

Quinn finished 29-for-38 for 316 yards against the Boilermakers, who entered the game with the fifth-worst pass defense in the country. The Irish, who entered the game with the nation's 12th-worst rushing offense, got 146 yards on 36 carries by Darius Walker.

"Our offense did a great job capitalizing when it came down to it, especially in the red zone and third downs," Quinn said. "We did a great job moving the chains."

The Fighting Irish withstood a big day by Curtis Painter and the Boilermakers' offense. Painter was 23-for-46 for 398 yards and Selwyn Lymon had eight catches for 238 yards - the second most by a Purdue receiver and the most ever by an Irish opponent.

"Sometimes you give up yards, but yards can be misleading," Notre Dame coach Charlie Weis said. "Sometimes yards are garbage yards, too."

The Irish improved to 4-1 for the second straight season - the first time they have had one loss or fewer after five games in consecutive seasons since the 1993-94 seasons. The loss ended a seven-game winning streak for Purdue (4-1).

The Irish offense, which had played inconsistently in its first four games, finally looked like last season's record-setting group. They opened a 28-7 lead late in the first half, when they had 19 first downs - matching the season-high they had for an entire game in a 41-17 win over Penn State.

"As we marched down the field, I think we got a little confidence and the momentum definitely shifted in our favor," Walker said.

Purdue simply couldn't slow the Irish.

"They pretty much ran the ball at will the first half and that really put us in a hole," Purdue defensive end Anthony Spencer said.

The Boilermakers finished with 490 yards offense, but also put themselves in a hole with a fumble and a missed field goal.

"We moved the ball pretty well all the time, we just kind of beat ourselves up a few times," Painter said.

Purdue coach Joe Tiller said the Boilermakers can't afford to squander scoring chances.

"I think that from an offensive point of view, there was no secret coming into 2006, we felt like we were going to have to outscore some people. So if they score 35, we need to score 36," he said.

Rhema McKnight added a career-high 10 catches for 120 yards and two touchdowns as the Fighting Irish, who scored on four of their first five possessions, had a season-high 454 total yards.

George West opened the scoring for the Irish on an 11-yard end around, marking the first time the Irish scored a touchdown on their first possession this season. Walker added a 14-yard run giving the Irish 14 points in the first quarter, surpassing the 10 first-quarter points they had scored combined in their first four games.

The Irish opened a 28-7 lead late in the second quarter with a faked field goal when Jeff Samardzija, the holder, picked up the ball and ran untouched for a 5-yard TD.

The Boilermakers cut the score to 28-14 just 32 seconds later, on the long hook up between Painter and Lymon. Notre Dame safety Tom Zbikowski and cornerback Darrin Walls both had a shot at Lymon at the Notre Dame 38, but Lymon broke free for the score.

But the Irish scored on their first possession of the second half, a 12-yard pass from Quinn to McKnight, and the Boilermakers never got any closer than two touchdowns.

Weis was asked whether one of his goals was to make the Irish offense less predictable, referring to comments made by Michigan players in their blowout win.

"When you're down by a hundred and you're throwing it on every down, it's pretty easy to read," he said. "When you can run and play action and mix and mingle and do all the things you want to do, it's really tough to read."

**Scoring  
Summary**

	<b>1</b>	<b>2</b>	<b>3</b>	<b>4</b>	<b>F</b>
Purdue	7	7	0	7	-- 21
Notre Dame	14	14	7	0	-- 35

**First Quarter**

11:46 ND West 11 yd run (Gioia kick), 7-70 3:14  
3:35 PUR Sheets 7 yd run (Summers kick), 6-86 3:10  
0:42 ND Walker 14 yd run (Gioia kick), 7-78 2:53

**Second Quarter**

8:50 ND McKnight 6 yd pass from Quinn (Gioia kick), 10-72 4:04  
1:22 ND Samardzija 5 yd run (Gioia kick), 12-66 5:46  
0:50 PUR Lymon 88 yd pass from Painter (Summers kick), 2-88 0:32

**Third Quarter**

9:38 ND McKnight 12 yd pass from Quinn (Gioia kick), 8-64 4:05

**Fourth Quarter**

7:16 PUR Lymon 9 yd pass from Painter (Summers kick), 10-87 2:49

**Team Statistics**

	<b>PUR</b>	<b>ND</b>
FIRST DOWNS	24	33
RUSHES-YARDS (NET)	18-92	43-138
PASSING YDS (NET)	398	316
Passes Att-Comp-Int	46-23-0	38-29-0
TOTAL OFFENSE PLAYS-YARDS	64-490	81-454
Fumble Returns-Yards	0-0	0-0
Punt Returns-Yards	1-0	1-2
Kickoff Returns-Yards	6-131	3-60
Interception Returns-Yards	0-0	0-0
Punts (Number-Avg)	2-52.0	3-45.7
Fumbles-Lost	1-1	0-0
Penalties-Yards	8-74	5-36
Possession Time	21:59	38:01
Third-Down Conversions	4 of 11	8 of 14
Fourth-Down Conversions	0 of 3	2 of 2
Red-Zone Scores-Chances	2-3	5-6
Sacks By: Number-Yards	4-29	0-0

**INDIVIDUAL LEADERS**

**RUSHING:** Purdue-Sheets 7-47; Painter 6-24; Taylor 3-21; Camacho 1-3; Bryant 1-minus 3. Notre Dame-Walker 31-146; West 1-11; Prince 2-7; Samardzija 1-5; McConnell 1-0; TEAM 1-minus 2; Quinn 6-minus 29.

**PASSING:** Purdue-Painter 23-46-0-398. Notre Dame-Quinn 29-38-0-316.

**RECEIVING:** Purdue-Lymon 8-238; Keller 5-36; Bryant 3-41; Orton 2-35; Sheets 2-2; Standeford 1-23; Camacho 1-14; Taylor 1-9. Notre Dame-McKnight 10-120; Walker 9-73; Carlson 5-62; Samardzija 4-46; Anastasio 1-15.

**INTERCEPTIONS:** Purdue-None. Notre Dame-None.

**FUMBLES:** Purdue-Keller 1-1. Notre Dame-None.

**SACKS (UA-A):** Purdue-Spencer 1-1; Avril 1-0; Magee 0-1; Scott 1-0. Notre Dame-None.

**TACKLES (UA-A):** Purdue-Spencer 7-8; Bick 3-7; Vinson 8-1; Avril 2-6; Keglra 5-1; Hall 2-4; Magee 2-3; Scott 2-2; Ferguson 2-2; Adams 3-0; Erwin 2-1; Guyann 0-3; Martin 2-0; Smith 2-0; Pender 1-1; Zwilling 0-2; Bright 1-0; Taylor 1-0; McDonald 0-1. Notre Dame-Lambert 10-1; Ndukwe 2-6; Ferrine 3-2; Crum 1-4; Zbikowski 2-2; Landri 2-1; Brockington 1-2; Richardson 2-0; Abiamiri 1-1; Laws 0-2; Walls 1-0; Thomas 1-0; Herring 1-0; Frome 1-0; Gioia 1-0; Bruton 1-0; McCarthy 0-1; Talley 0-1; Borseti 0-1.

**Notre Dame Head Coach  
Charlie Weis**



**PERSONAL INFORMATION**

**BIRTHDAY:** March 30, 1956  
**FAMILY:** Wife, Maurca; Son, Charlie, Jr. (15) and Daughter, Hannah (13)  
**HIGH SCHOOL:** Middlesex High School, Middlesex, N.J.  
**EDUCATION:** Bachelor's Degree in speech and drama, Notre Dame, 1978; Master's Degree in education, South Carolina, 1989

**COACHING EXPERIENCE**

Year	School/Team	Assignment
1979	Boonton (N.J.) High School	Assistant Coach
1980	Morristown (N.J.) High School	Assistant Coach
1981	Morristown (N.J.) High School	Assistant Coach
1982	Morristown (N.J.) High School	Assistant Coach
1983	Morristown (N.J.) High School	Assistant Coach
1984	Morristown (N.J.) High School	Assistant Coach
1985	South Carolina	Graduate Assistant Coach/Defensive Backs
1986	South Carolina	Graduate Assistant Coach/Linebackers
1987	South Carolina+	Volunteer Coach/Defensive Ends
1988	South Carolina@	Assistant Recruiting Coordinator
1989	Franklin Township (N.J.) High School	Head Coach
1990	New York Giants*	Defensive Assistant/Asst. Special Teams
1991	New York Giants	Running Backs
1992	New York Giants	Running Backs
1993	New England Patriots	Tight Ends
1994	New England Patriots	Tight Ends
1995	New England Patriots	Running Backs
1996	New England Patriots#	Wide Receivers
1997	New York Jets	Wide Receivers
1998	New York Jets^	Offensive Coordinator/Wide Receivers
1999	New York Jets	Offensive Coordinator/Wide Receivers
2000	New England Patriots	Offensive Coordinator/Running Backs
2001	New England Patriots*	Offensive Coordinator/Quarterbacks/RBs
2002	New England Patriots	Offensive Coordinator/Quarterbacks
2003	New England Patriots*	Offensive Coordinator
2004	New England Patriots*	Offensive Coordinator
2005	University of Notre Dame%	Head Coach
2006	University of Notre Dame\$	Head Coach
2007	University of Notre Dame	Head Coach
2008	University of Notre Dame	Head Coach

**Notre Dame Total (4 seasons) .....24-16 (.600)**

- + Gator Bowl
- \* Super Bowl champion
- ^ AFC Title game
- \$ Sugar Bowl
- @ Liberty Bowl
- # Super Bowl appearance
- % Fiesta Bowl

**Return To Sender  
(since 1999)**

The return game has been a source of strength for Notre Dame in recent years. The Irish have logged 38 returns (punts, kickoffs, fumbles, interceptions) for touchdowns during the past nine seasons (2000-present), a figure that ranks tied for seventh in the country during that stretch. Here's a look at the national leaders in TD returns since 2000:

School	2000	2001	2002	2003	2004	2005	2006	2007	2008	Bowls	Total
1. Virginia Tech	6	7	7	10	6	6	5	8	2	3	60
2. Miami, Fla.	13	11	5	9	8	3	1	1	2	3	56
3. Texas	6	6	7	9	2	7	8	5	1	3	54
4. Kansas State	5	2	12	6	4	5	8	7	2	1	52
5. Oklahoma	7	6	8	9	3	3	4	7	0	2	49
6. NC State	2	4	9	10	5	2	4	3	1	1	41
7. Fresno State	5	3	5	4	6	6	4	5	1	2	41
<b>8. Notre Dame</b>	<b>6</b>	<b>4</b>	<b>9</b>	<b>3</b>	<b>3</b>	<b>5</b>	<b>4</b>	<b>3</b>	<b>1</b>	<b>0</b>	<b>38</b>
Colorado	4	7	7	1	6	3	1	3	2	4	38
Ohio State	7	3	3	4	6	6	3	3	1	2	38

**NOTRE DAME HEAD COACH CHARLIE WEIS:**

A record combined win total for the first two seasons of any Notre Dame head football coach, consecutive Bowl Championship Series appearances for the first time in Irish history, and the two most accomplished passing seasons in Notre Dame football annals - those are the most notable by-products of the first three seasons of the Charlie Weis era in South Bend.

Weis, a 1978 Notre Dame graduate and owner of four Super Bowl-champion rings as products of a stellar 15-season career as a National Football League assistant coach, wasted no time putting his signature stamp on his alma mater's program in his first two years as Irish head coach in 2005 and 2006.

Weis and his Irish followed up a 9-3 record in '05 and BCS appearance in the Tostitos Fiesta Bowl with a 10-3 overall mark in '06 and a second consecutive BCS invitation, this time to the Allstate Sugar Bowl. Those 19 combined wins (including eight straight in the middle of the '06 regular season) qualified as most in a two-year period by the Irish since they collected 21 in 1992-93. It was also the first time Notre Dame played in BCS games in successive years and the most prominent two-season bowl qualification since the Irish played in the Fiesta and Orange Bowls after the 1994 and '95 campaigns. The only schools to play in BCS games after both the '05 and '06 seasons were Notre Dame, Ohio State and USC.

Notre Dame's 10 regular-season wins in '06 marked the ninth time that figure had been achieved in Irish history. Weis' 19 combined wins in his first two seasons were the most by a Notre Dame head football coach in his first two years (the previous high was 17 by both Terry Brennan in 1954-55 and Dan Devine in 1975-76). For the second straight year in '06 Weis was one of three finalists for the George Munger Award presented by the Maxwell Football Club (of Philadelphia) to the college coach of the year.

The architect in '05 and '06 of the two most prolific passing seasons in Irish football history, Weis effectively transformed the ND offense into one of the most productive in the country, as Notre Dame scored more points in '05 (440) than in any previous season in school history - and also qualified as the most improved offensive attack in the nation, jumping its total offense production (477.33 yards per game) a national-best 131.8 yards per game better than in '04. The Irish followed that up with another strong passing attack in '06, with Notre Dame's average of 264.1 passing yards per contest ranking 13th nationally and second all-time in the Notre Dame record book (behind only the 330.3 mark from '05). The Irish protected the football nearly as well as any team in the country in '06, with their 14 overall turnovers in 13 games ranking tied for fourth of the 119 NCAA I-A teams.

On a combined basis in 2005 and '06 under Weis, Notre Dame led the nation in interception avoidance with only 1.6 percent of Irish passes picked off over those two years. The Irish, thanks in large part to the play of quarterback Brady Quinn, finished third in TD passes with 69 and sixth in passing yards per game (295.8) and passing rating (151.7). In '05 and '06 combined, compared to the previous two seasons, the Irish improved their points per game by 11.5, and their total yards per game by 90.9.

**IRISH TEAM NOTES**

**HOW DO THEY STACK UP?**

Average weight of the offensive and defensive lines:  
 ND OL 315.4 lbs. vs. PUR DL 281.0 lbs.  
 ND DL 282.7 lbs. vs. PUR OL 294.0 lbs.

Average height of the receivers and the secondaries:  
 ND WR/TE 6' 3" vs. PUR DB 5' 11 1/2"  
 ND DB 6' 0 1/2" vs. PUR WR/TE 6' 2"

**OPENERS AN INDICATOR?**

Notre Dame is now 100-15-5 in season openers, but have they been foretelling of the season ahead? Take a look:

- ▶ The 99 previous seasons Notre Dame has won its opener, the Irish went on to post winning records 91 times (91.9%), with four losing seasons and four .500 records.
- ▶ The 15 seasons Notre Dame lost its opener, the Irish posted winning records six times and a losing mark eight times (with one .500 season).
- ▶ The five seasons Notre Dame registered a tie in its opener, the Irish had four winning records and one losing record.

**FROM ACROSS THE COUNTRY**

▶ Notre Dame has historically recruited from all across the country and 2008 is no different. A total of 29 different states are represented on the Irish roster. Among Football Bowl Subdivision (formerly Division IA), only Army has more states represented on its 2008 roster.

**Most States Represented**

- Army – 35, plus American Samoa
- Notre Dame – 29
- Navy – 27
- Nebraska – 25
- Air Force – 25
- Stanford – 24, plus two foreign countries

**2008 Irish Among National Leaders**

Category	Rank	Stat	National Leader	Stat
Rushing Offense	111	78.00	Navy	345.75
Passing Offense	69	208.67	Texas Tech	426.25
Total Offense	107	286.67	Missouri	595.50
Scoring Offense	88	21.00	Oklahoma	54.67
Rushing Defense	74	144.33	TCU	30.50
Pass Efficiency Defense	24	101.65	Boston College	77.58
Total Defense	68	359.67	TCU	183.00
Scoring Defense	36	17.67	Southern California	5.00
Net Punting	17	39.56	Oklahoma St.	43.63
Punt Returns	60	9.50	Central Mich.	26.67
Kickoff Returns	34	23.25	Temple	34.53
Turnover Margin	57	.00	Wake Forest	3.33
Pass Defense	72	215.33	South Carolina	96.25
Passing Efficiency	71	120.20	Tulsa	224.72
Sacks	117	.33	Tulane	4.33
Tackles For Loss	85	5.00	Oklahoma	10.00
Sacks Allowed	T-26	1.00	Air Force	.00
<b>Passing Efficiency</b>			<b>Total Offense</b>	
Jimmy Clausen	71st	120.19	Jimmy Clausen	67th 200.00
<b>Receptions Per Game</b>			<b>Receiving Yds/Game</b>	
Golden Tate	t-66th	5.00	Golden Tate	14th 101.00
<b>Interceptions</b>			<b>Punting</b>	
Kerry Neal	t-73rd	0.33	Eric Maust	40th 41.62
David Bruton	t-73rd	0.33		
<b>Punt Returns</b>			<b>Kickoff Returns</b>	
Armando Allen	40th	11.17	Armando Allen	40th 24.12
			Golden Tate	t-78th 21.50
<b>All-Purpose Yards</b>			<b>Tackles</b>	
Golden Tate	33rd	137.67	Kyle McCarthy	t-7th 11.00
Armando Allen	55th	123.00	David Bruton	t-17th 10.00

**Milestone Games In 2008**

- 100-Yards Rushing**
- 100-Yards Receiving**  
\*Golden Tate 127 (Michigan)
- 200-Yards Passing**  
Jimmy Clausen 242 (MSU)  
Jimmy Clausen 237 (SDSU)
- Multiple Touchdowns**  
\*Jimmy Clausen vs. SDSU 3 (passing)  
Jimmy Clausen vs. Michigan 2 (passing)  
\*Robert Hughes vs. Michigan 2 (rushing)
- Ten-Tackles (or more)**  
\*15, David Bruton vs. Michigan  
\*14, Kyle McCarthy vs. SDSU  
10, Kyle McCarthy vs. Michigan  
\*10, Brian Smith at Michigan State  
10, David Bruton at Michigan State
- \* - individual career highs (or tying)

**Conference Call**

▶ This season, Notre Dame faces teams from five different conferences. Here's a look at the conference breakdown for the 12 Irish opponents in 2008:

- Big Ten (3):** Michigan, Michigan State, Purdue
- Pac-10 (3):** Stanford, USC, Washington
- BIG EAST (2):** Syracuse, Pittsburgh
- Mountain West (1):** San Diego State
- ACC (2):** Boston College, North Carolina
- Independent (1):** Navy

▶ Notre Dame has had great overall success against the major conferences in the country, including the Big Ten, of which Michigan is a member:

Conference	Winning %
Western Athletic	1.000
Conference USA	.885
Mountain West	.778
BIG EAST	.734
Atlantic Coast	.717
Big 12	.667
Big Ten	.655
Pac-10	.648
SEC	.618

### 2008 Notre Dame Football Media Information

Interview requests and media access for the 2008 Notre Dame football team are administered by lead football contact Brian Hardin and assistant football contact Michael Bertsch.

#### CONTACT INFORMATION

Brian Hardin .....bhardin2@nd.edu	Michael Bertsch .....mbertscl@nd.edu
Office: (574) 631-9471	Office: (574) 631-8642
Cell: (574) 532-4134	Cell: (574) 532-4154

#### NOTRE DAME FOOTBALL WEEKLY MEDIA INFORMATION

Charlie Weis Teleconferences: Coach Weis will be available for two teleconferences each week of the season. (Media looking for the teleconference number should contact Brian Hardin)

#### SUNDAY - 4:00-4:30 p.m. ET

- ▶ Guglielmino Athletics Complex auditorium
- ▶ This teleconference will function as a look back at the previous Saturday's game.

#### TUESDAY - 12:00 noon-12:45 p.m. ET

- ▶ Guglielmino Athletics Complex auditorium
- ▶ This teleconference will function as a look ahead at the upcoming weekend's opponent and other football-related issues.
- ▶ Satellite coordinates: Galaxy 28C, Transponder 12, Downlink Freq: 3940.000 MHz – Horizontal (Available from 11:45 a.m. to 12:45 p.m. ET)

#### THURSDAY - 6:45 p.m. ET

- ▶ Guglielmino Athletics Complex auditorium

For accredited members of the media who want to attend the weekly press conference, contact Brian Hardin or Michael Bertsch for more information. The Guglielmino Athletics Complex is located on the east side of campus, behind the Joyce Center and the Rolfs Recreation Center and just north of LaBarr Practice Fields.

The Guglielmino Athletics Complex auditorium can be accessed through "The Gug's" main entrance, which is located on the west side of the building (facing the Rolfs Recreation Center and main campus).

Both teleconferences will be broadcast live (audio & video) and archived for future use on [www.und.com](http://www.und.com) each week. A full transcript from each teleconference will be posted as well on the website as soon as possible.

Notre Dame Captains Teleconferences: The three Irish captains and sophomore starting QB Jimmy Clausen will be available over two teleconferences each week of the season.

#### WEDNESDAY - 1:30 p.m. ET

- ▶ Jimmy Clausen, David Grimes

#### THURSDAY - 1:30 p.m. ET

- ▶ David Bruton, Maurice Crum

#### PLAYER/ASSISTANT COACH POST-PRACTICE INTERVIEWS

Notre Dame player interviews are available on a rotating schedule during the week.

**Tuesday:** Available by request-Offensive players (not including Grimes, Clausen), Offensive Coaches; **Wednesday:** Available by request-Defensive players (not including Bruton, Crum Jr.), Defensive Coaches; **Thursday:** Available by request-Special Teams players, Brian Polian. Coach Weis will also address the media following Thursday's practice.

There is no availability for players or coaches on Monday and Friday of each game week.

**NOTE** - All requests for player and coordinator interviews should be sent to Brian Hardin. A detailed description of the subject matter for the interview needs to be included. Requests are due at 10:00 a.m. each day of practice. Freshmen are not available with the exception of the bye week.

#### PRACTICE ACCESS & POST-PRACTICE INTERVIEW LOCATION

The first 20 minutes of each practice (during the season) on Tuesday, Wednesday and Thursday are open to the media for viewing. This is generally from 5:10-5:30 p.m. ET.

Post-practice interviews will take place in the Guglielmino Athletics Complex auditorium.

#### OFFICIAL NOTRE DAME FOOTBALL RADIO SHOW

The weekly show will be held at Villa Maeri in Mishawaka. The show will air live on NewsTalk 960 WSBT-AM Mondays from 7:00 - 8:00 p.m. Jack Nolan will host the show along with former Irish All-American Reggie Brooks. Air dates: Sept. 2 (Tuesday), 8, 15, 22, 29; Oct. 6, 20, 27; Nov. 3, 10, 17, 24. The show is a cooperative venture between Notre Dame Sports Properties, the Notre Dame athletic department and WSBT. The show can also be heard on [www.und.com](http://www.und.com).

#### INSIDE NOTRE DAME FOOTBALL WITH CHARLIE WEIS (TELEVISION SHOW)

Taped on Sunday nights, Inside Notre Dame Football will feature a recap of the week's contest, Notre Dame player features and more. The show can be seen locally Sunday evenings on WNDU-TV following the late local news. It will also re-air on WNDU-TV the following Saturday morning at 6:30 a.m. as well as 90 minutes prior to kickoff of Notre Dame home games. All shows can also be viewed on [www.und.com](http://www.und.com) beginning on Monday of each week.

**All Times Eastern**

Northwestern – 23  
Michigan – 21, plus Canada  
West Virginia – 21  
Colorado – 20

#### COACHING IN THE CLUTCH

Knute Rockne owns the best career winning percentage among Notre Dame coaches in games decided by seven or fewer points, at 21-1-5 (.870). Among Irish coaches with 14-plus "close games", the other top winning percentages in tight games belong to Elmer Layden (22-7-3, .734), Frank Leahy (17-5-8, .700), Tyrone Willingham (10-5, .667), Ara Parseghian (13-6-4, .652), Dan Devine (15-9-1, .620), Bob Davie (14-12, .611) and Lou Holtz (20-18-2, .525). Current head coach **Charlie Weis** owns a .667 winning percentage in such games (6-3).

## IRISH SPECIAL TEAMS

### SPECIAL TEAMS

Junior **Eric Maust** recorded an average of 42.1 per punt in 2007. Maust landed nine of his 21 punts inside the 20-yard line and recorded a long punt of 53 yards. A starting pitcher on the baseball team, Maust has punted 16 times in 2008 and averages 41.6 per boot. He already has three punts of 50+ yards and six have been pinned inside the 20-yard line. Maust is ranked 17th in the NCAA in net punting. Notre Dame had not had a left-footed kicker since Harry Oliver in 1981 until sophomore **Bronder Walker** entered the picture in 2007. Walker served as the primary placekicker throughout the season and converted six of 12 field-goal attempts with a long of 48 yards. He also serves as the backup punter. Junior **Ryan Burkhart** is the kickoff specialist for the Irish after spending much of his freshman season in the same capacity. Burkhart has averaged 60.7 yards per kick and Notre Dame opponents are averaging just 14.00 per return (third best in the NCAA).

### HELLO, ANELLO

▶ Senior CB **Mike Anello**, who was awarded a scholarship during fall practice, has made quite a name for himself over the past two seasons. Anello joined the squad a walk-on in 2007 and spent the entire fall camp as well as the first two weeks of the season on the scout team. After making one play after another against the Irish first team special teams unit, head coach Charlie Weis moved Anello into the starting lineup against Michigan in 2007 as a gunner opposite senior FS **David Bruton**.

▶ In that first career game against the Wolverines, Anello proceeded to make a solo tackle on his second ever play in a Notre Dame uniform. He finished last season with six tackles in eight games.

▶ Anello was incredible in the season opener against San Diego State. He registered four solo tackles on special teams (two on punt return coverage and two on kickoff return coverage).

▶ Anello continued his tear on the opposition on punt and kickoff coverage against Michigan. He registered three more tackles, two solo, as well as forced a fumble and recovered another. Anello also nearly recovered a second Wolverine fumble on a punt.

▶ The fumble recovery set up another Irish score to make it 14-0 early in the first quarter.

► Notre Dame has a total of 28 punts (16) and kickoffs (12) in 2008. Anello has registered a tackle on seven of those 28 opportunities.

**NOT TO BE OVERSHADOWED**

► While senior CB **Mike Anello** certainly deserves much of the credit with his play on special teams, fellow senior FS **David Bruton** (the other gunner) has a significant role. Bruton, widely considered one of the top gunners in all of college football the past two seasons, led the Irish in special teams stops the past two seasons and only Anello's seven outdistance Bruton's three.

**MAKING THE MAUST OF THE SITUATION**

► Junior P **Eric Maust** had the unenviable task of replacing one of the top punters in Irish history, but the dual sport athlete has picked up right where Geoff Price left off.

► Maust has punted 16 times in 2008 for 666 yards, good for a 41.6 average. His 39.56 net punting ranks 17th best in the NCAA.

► Maust has already bombed three punts of over 50 yards, including two against Michigan (despite horrendous weather conditions).

► Maust has also dropped six inside the opponents 20-yard line. In fact, he has dropped 15 inside the 20-yard line already in his career (on just 37 punts).

► Maust's hang time and directional punting has helped the Irish punt coverage team rank 11th best in the NCAA with a 2.00 per return average.

► Maust has gone three consecutive games with a pair of punts that were downed inside the opponents' 20-yard line.

**ARMANDO ALLEN AWAKENS IRISH RETURN GAME**

► Sophomore Armando Allen finally broke through in the Irish kick return game last week against Michigan State. Allen had five kick returns for 147 yards, including a career-best 53 yard burst in the fourth quarter.

► The 53-yard return was the longest for an Irish player since Vontez Duff returned a kick 92 yards for a touchdown against Navy on Nov. 9, 2002.

► The 147 kickoff return yards are the second-most in the Charlie Weis era and most for any Notre Dame player since David Grimes had 145 yards against Michigan on Sept. 16, 2006.

► The 29.3 per kickoff return average was the third-best by an Irish player under Weis and highest average since Grimes averaged 33.7 per return against North Carolina on Nov. 4, 2006.

► Allen now ranks 40th in the NCAA FBS in kickoff returns with a 24.1 average.

► Allen set single-season school records for kickoff returns (33) and kickoff return yards (704) in 2007. He broke the previous school record for kickoff returns in a single-season of 26 held by Julius Jones (1999) and Tim Brown's previous school record of 698 kickoff return yards in 1986. In fact, his 33 kickoff returns already rank seventh in Notre Dame career history.

**SPECIAL TEAMS SHOW MAJOR IMPROVEMENTS**

► In the final 2007 NCAA stats, Notre Dame ranked 40th (out of 119) in punt return defense (7.44) and 89th in kickoff return defense (22.75).

► In the season's first three games against San Diego State, Michigan and Michigan State, the Irish saw major improvements in both categories.

	2007	2008	Improvement
KR Defense	22.75	14.00 (3rd)	8.75 yards (38.5%)
PR Defense	7.44	2.17 (11th)	5.27 yards (70.8%)

► Notre Dame ranking third in kickoff return coverage is even more impressive when you consider they have yet to register a touchback on the season. On the other hand, Kentucky, which ranks just ahead of the Irish have benefitted from 12 touchbacks.

► Notre Dame has punted 16 times over its first three games, 10 have not been returned a single yard, including one touchback, two out of bounds, three downed and four fair catches. Five other punts have been returned for three yards or less.

**2008 Notre Dame Honors**

**JAMES ALDRIDGE**

► Phil Steele's #30 Running Back

**ARMANDO ALLEN**

► Phil Steele's #18 Kick Returner

**DAVID BRUTON**

► Phil Steele's #19 Free Safety  
 ► Jim Thorpe Award Watch List  
 ► Nagurski Trophy Watch List  
 ► Lindy's #12 Safety

**JIMMY CLAUSEN**

► Phil Steele's #26 Quarterback  
 ► Maxwell Award Watch List  
 ► Davey O'Brien Quarterback Award Watch List  
 ► Phil Steele Heisman Contender  
 ► Pro Football Weekly Heisman Watch List

**DAYNE CRIST**

► Lindy's #25 Freshman  
 ► Lindy's #3 Freshman Quarterback

**MAURICE CRUM, JR.**

► Phil Steele's #11 Inside Linebacker  
 ► Lott Award Watch List  
 ► Nagurski Trophy Watch List  
 ► Chuck Bednarik Award Watch List  
 ► Lombardi Award Watch List  
 ► Sporting News Honorable Mention Preseason All-American  
 ► Lindy's #11 Outside Linebacker

**DARIUS Fleming**

► Lindy's #89 Freshman  
 ► Lindy's #12 Freshman Linebacker

**MICHAEL FLOYD**

► Lindy's #27 Freshman  
 ► Lindy's #6 Freshman Wide Receiver

**JONAS GRAY**

► Lindy's #72 Freshman  
 ► Lindy's #5 Freshman Running Back

**ETHAN JOHNSON**

► Lindy's #32 Freshman  
 ► Lindy's #3 Freshman Defensive End

**DUVAL KAMARA**

► Phil Steele's #64 Wide Receiver

**TERRAIL LAMBERT**

► Phil Steele's #36 Cornerback

**RAESHON McNEIL**

► Phil Steele's #58 Cornerback

**KERRY NEAL**

► Phil Steele's #49 Inside Linebacker

**ERIC OLSEN**

► Phil Steele's #44 Guard

**MIKE RAGONE**

► Phil Steele's #22 Tight End  
 ► John Mackey Award Watch List

**TREVOR ROBINSON**

► Lindy's #37 Freshman  
 ► Lindy's #8 Freshman Offensive Lineman

**JOHN RYAN**

► Phil Steele's #39 Outside Linebacker

**KYLE RUDOLPH**

► Lindy's #20 Freshman  
 ► Lindy's #1 Freshman Tight End

**LUKE SCHMIDT**

► Phil Steele's #19 Fullback

**ASAPH SCHWAPP**

► Phil Steele's #8 Fullback

**CHRIS STEWART**

► Phil Steele's #57 Guard

**MIKE TURKOVICH**

► Phil Steele's #46 Guard

**DAN WENGER**

► Phil Steele's #32 Center

**IAN WILLIAMS**

► Phil Steele's #58 Defensive Tackle

**SAM YOUNG**

► Phil Steele's Preseason Third-Team All-American  
 ► Phil Steele's #6 Tackle  
 ► Lombardi Award Watch List  
 ► Outland Trophy Watch List

**TEAM PRESEASON UNIT RANKINGS**

► Phil Steele's #23 Running Backs  
 ► Phil Steele's #14 Defensive Backs  
 ► Phil Steele's #1 Most Improved Team

**TEAM PRESEASON NATIONAL RANKINGS**

► Lindy's #59  
 ► Athlon Sports #60  
 ► Phil Steele # 19  
 ► Pro Football Weekly # 46

**Notre Dame Football  
By The Numbers**

- .738** - Notre Dame's winning percentage, the second-highest in college football history.
- 1** - Notre Dame is the only team, college or professional, to have all of its games broadcast nationally on the radio and is the only team to have all of its home games televised nationally (NBC).
- 6** - College Football Hall of Fame Coaches - Jesse Harper, Lou Holtz, Knute Rockne, Frank Leahy, Ara Parseghian and Dan Devine.
- 7** - Heisman Trophy Winners: Angelo Bertelli (1943), Johnny Lujack (1947), Leon Hart (1949), John Lattner (1953), Paul Hornung (1956), John Huarte (1964) and Tim Brown (1987).
- 10** - Alumni in the Pro Football Hall of Fame.
- 11** - National Championships - since the AP poll began in 1936 (1943-46-47-49-66-73-77-88), the most of any other school. The Irish also earned consensus national titles in 1924, 1929 and 1930 prior to the AP rankings.
- 12** - Unbeaten and untied seasons.
- 21** - Seasons in which the team has been voted the national champion by at least one selector.
- 28** - Bowl games in which the Irish have taken part.
- 31** - Unanimous first-team All-Americans -- more than any other school.
- 42** - College Football Hall of Fame Players.
- 79** - Different consensus All-Americans -- more than any other school.
- 99** - Percent graduation rate among football players who enter on scholarship and remain at least four years.
- 101** - Out of 119 years in which Notre Dame has finished with a winning record.
- 120** - Years of college football (including '08).
- 170** - Consecutive games streak televised nationally or regionally by NBC, CBS, ABC or ESPN (ended Nov. 11, 2006 at Air Force).
- 181** - Selections on All-America first teams.
- 201** - Consecutive sellouts at Notre Dame Stadium.
- 309** - Appearances by the Irish on network television -- more than any other school.
- 826** - All-time victories, second all-time in college football.

**IRISH OFFENSIVE NOTES**

**OFFENSIVE LINE**

Notre Dame started one of its most inexperienced offensive lines in years last season (as four different players registered their first career starts), but a benefit from last season's struggles is that the 2008 offensive line now is full of experienced hands. Three returning players started all 12 games last season — and two more started six and five games, respectively. Two of the three best rushing games for the Irish last year came in the final two contests, and all five starters from those two games return in 2008. Junior **Sam Young** has started all 28 games in his career at tackle and is the most experienced returning player on the Irish offensive line. He opened the first 15 games at right tackle before sliding over to left tackle following the second game of his sophomore season, but returned to RT this past spring. Young is the only Notre Dame offensive lineman to start every game through his first two seasons since freshmen regained eligibility in 1972. Seniors **Paul Duncan** and **Mike Turkovich** had not earned meaningful minutes prior to starting all 12 games last year. Duncan started the first two games at left tackle, then switched with Young and played the final 10 contests at right tackle. Turkovich had only played in 16 games prior to 2007, but he started every game at left guard for the Irish. Juniors **Eric Olsen** and **Dan Wenger** both saw valuable playing time in 2007, but they did it at different points of the season and in different ways. Olsen did not start until midway through last year, but once he opened at right guard against UCLA, Olsen never relinquished his opportunity. He started the final six games of the campaign. Wenger opened the season as the starting right guard and played three games there before an injury forced him to the sidelines. After missing the middle portion of the schedule, he returned to start the final two contests at center. Wenger's natural position is center. Fellow junior **Chris Stewart** worked his way up the depth chart and has started each of the first three games in 2008. In fact, the entire quintet of Turkovich, Stewart, Wenger, Olsen and Young have started every game this season.

The quintet has already seen major improvements from a year ago. Here a just a few noticeable upgrades:

- ▶ Notre Dame surrendered an NCAA record 58 sacks in 2007, but the Irish did not allow a single sack over their first two games of 2008 (first time since 2003 Notre Dame has gone consecutive games without allowing a sack).
- ▶ In last season's 38-0 defeat at Michigan, the Irish allowed eight sacks and was limited minus-six yards rushing on the afternoon. In the 35-17 Irish victory earlier this season, Notre Dame did not allow the Wolverines a single sack (even though they averaged 4.0 sacks per game -- tops in the NCAA entering the contest) and rushed for 113 yards. The Wolverines had allowed 83 yards on the ground over their first two games combined.

**QUARTERBACKS**

No Notre Dame freshman quarterback had ever started his first game for the Irish prior to the fourth week of the season until sophomore **Jimmy Clausen** opened under center in the second game of the 2007 season at Penn State. He completed 17 of 32 passes that day for 144 yards and displayed the poise and resiliency often in that game which would help carry him through a challenging and, at times, frustrating rookie season. Clausen (138-245, .563, 1,254 yards, 7 TDs, 6 INTs) started nine games for the Irish and etched his name throughout the Notre Dame record books. He equaled the school record for starts by an Irish freshman quarterback and finished second on the following freshman quarterback single-season lists: passing yards, completions and completion percentage. Clausen missed two games at midseason to help heal some lingering injuries, but he returned to start the last three games where he completed 57 of 104 passes for 636 yards with six TDs and one interception.

**Notre Dame Coaching  
Staff Locations**



**Charlie Weis**  
Sidelines



**John Latina**  
Sidelines



**Jon Tenuta**  
Press Box



**Mike Haywood**  
Press Box



**Corwin Brown**  
Sidelines



**Rob Ianello**  
Sidelines



**Jappy Oliver**  
Sidelines



**Bernie Parmalee**  
Sidelines



**Brian Polian**  
Sidelines



**Ron Powlus**  
Sidelines



**Kevin Loney**  
Press Box



**Patrick Graham**  
Press Box

- ▶ Clausen posted career-highs last weekend against Michigan State in both completions (24) and attempts (41). He also threw for 242 yards, second-most in his Irish career. With six touchdown passes over his first three games, Clausen has nearly equalled his entire total from 2007 (7).
- ▶ Clausen struggled in the first-half against Michigan State (just 7-of-14 for 79 yards and two INTs), but rebounded with a stellar second-half in which he started 17-of-21 for 163 yards and a touchdown before missing his final six attempts.
- ▶ Clausen has thrown at least three touchdowns passes in three of his last six games and posted multiple TD pass games four times over the stretch.
- ▶ Battling an injury, Clausen connected on just four passes over 35 yards in 2007, but the second-year signal caller has already registered three such passes over the first three games.

Senior **Evan Sharpley** (77-140, .550, 736 yards, 5 TDs 3 INTs) epitomized the role of a quality back-up in 2007. Called upon in eight games, Sharpley never skipped a beat as the Irish signal caller. He entered when Clausen was injured at Purdue and passed for 208 yards with two TDs and one interception — and then started against USC and Navy. A member of the Irish baseball team, Sharpley missed most of spring practices due to his baseball commitment where he led the team in home runs. Freshman **Dayne Crist**, a 6-4, 230-pounder from California who was a Parade All-American last year and one of six finalists for the U.S. Army Player of the Year Award, as well as **Nate Montana** (son of NFL Hall of Famer and former Irish legend Joe) also join the mix this fall.

**RUNNING BACKS**

One of the deepest positions on the team in terms of talent and versatility is the running back spot. The top three rushers from 2007 all return, featuring styles that complement one another. Those three combined to start 10 games last year and rushed for 1,105 yards and four TDs. Junior **James Aldridge** started five games in 2007 and led the Irish with 463 yards on 121 carries. The former prep All-American displayed both the power to run through arm tackles as well as speed in the open field as he recorded the second-longest run from scrimmage last year – a 43-yard gallop vs. Michigan State. Aldridge eclipsed 100 yards in two games and paced the Irish in rushing in six contests. Aldridge did not play in the season opener, but returned to the lineup against Michigan and rushed for 28 yards on nine carries against the Wolverines. He added four carries for 13 yards last week against Michigan State. Sophomore **Armando Allen** (86 car., 348 yards, 4.0 avg.) showed flashes of his game-breaking speed last year, but he was seldom able to rip off big gains in 2007. Allen’s longest run was 15 yards and his longest reception went for 16 yards, however the dual-threat option he presents as a rusher and receiver combined with his elite speed adds another dimension to the Irish backfield. Allen only had two carries for four yards against Michigan in limited duty, but rushed 16 times for 59 yards in the season-opening victory over San Diego State. He also added three receptions for 18 yards and totaled 158 all-purpose yards against the Aztecs. Allen again struggled on the ground, as did the entire Irish backfield, last week against the Spartans. Allen managed just eight yards on six carries, but did register five receptions (20 yards), 147 kickoff return yards and 198 all-purpose yards. Fellow sophomore **Robert Hughes** (53 car., 294 yards, 5.5 avg., four TDs) burst onto the scene in the final two games last year, featuring a power running game not seen by a Notre Dame player in a number of years. With just 18 carries through the first 10 games, Hughes became the workhorse versus Duke and Stanford by rushing a combined 35 times for 246 yards (7.0 avg.) and two TDs. Hughes became the first freshman running back at Notre Dame to surpass 100 rushing yards in consecutive games since Allen Pinkett in 1982. Hughes leads Notre Dame in 2008 with 41 carries for 142 yards and two touchdowns -- both in the victory over Michigan. Returning from a knee injury that sidelined him for most of the 2006 season, senior **Asaph Schwapp** started seven games a year ago and served as the lead fullback in every game. Schwapp was the lead blocker for the aforementioned three running backs and also rushed 12 times in 2007, gaining 14 yards. Junior **Luke Schmidt**, an Indiana native, appeared in 11 games last season and splits time at tight end.

**WIDE RECEIVERS**

The entire wide receiver group returns in 2008 as the Irish look to return to the aerial assault applied in 2005 and 2006. Six receivers combined to catch 117 passes for 1,252 yards with eight TDs in 2007 — and the two leading receivers were a sophomore and a freshman. Senior tri-captain **David Grimes** (27 rec., 224 yards, 9.7 avg., two TDs) is the veteran leader of the bunch. He is coming off an 2007 campaign that saw him record a career-high 27 receptions, despite missing two games in the middle of the season. Grimes, who did not see the field last week against Michigan State, has six catches for 38 yards this season. Junior **Robby Parris** (29 rec., 361 yards, 12.4 avg., one TD) tallied the most receiving yards by an Irish wide receiver last year and had the highest average yards per reception total among receivers with at least 10 receptions. Parris started four games in 2007 and flashed his big-play potential as he led the team with eight receptions of at least 20 yards and recorded over 90 yards receiving in two games (93 yards at Purdue, 94 yards vs. Boston College), but battled an injury through the pre-season is still looking to regain top form. Following a strong freshman season that saw him named an honorable mention freshman All-American by The Sporting News, sophomore **Duval Kamara** (32 rec., 357 yards, 11.2 avg., four TDs) looks to grow the connection forged with quarterback Jimmy Clausen. Kamara set the Irish freshman record for most receptions by a first-year wide receiver (breaking Tim Brown’s school record of 28) and also set the Notre Dame record for most TD receptions by a freshman. Kamara registered a catch in each of the first two games for Notre Dame, including a 10-yard touchdown last week to give the Irish a 14-0 first quarter lead. Notre Dame has also seen the emergence of sophomore **Golden Tate**. The

**Notre Dame On The Tube,  
World Wide Web and Air Waves**

**Tuesday, Sept 23**

- Noon: Coach Weis Press Conference (und.com)
- 7:00 pm: Notre Dame Football Radio Show (und.com, NewsTalk 960 WSBT-AM)
- 7:00 pm: Notre Dame Offensive Players/Coaches (und.com)

**Wednesday, Sept 24**

- 1:30 pm: Jimmy Clausen/David Grimes Press Conference (und.com)
- 7:00 pm: Notre Dame Defensive Players/Coaches (und.com)

**Thursday, Sept 25**

- 1:30 pm: Maurice Crum, Jr./David Bruton Press Conference (und.com)
- 6:30 pm: Coach Weis Press Conference (und.com)

**Friday, Sept 26**

- 7:00 pm: M Soccer at Cincinnati
- 7:30 pm: W Soccer vs. Louisville (und.com)
- 7:00 pm: Volleyball at USF
- Noon: Football Luncheon (und.com)
- 6:30 pm: Football Pep Rally (und.com)
- 8:00 pm: Notre Dame Football Friday (Waterford Estates Lodge, Cat Country 99.9 FM, und.com)

**Saturday, Sept 27**

- 6:30 am: Inside Notre Dame Football With Charlie Weis (WNDU-TV, affiliates)
- 2:00 pm: Inside Notre Dame Football With Charlie Weis (WNDU-TV, affiliates)
- 3:00 pm: NBC Pre-Game Show (NBC.com)
- 3:00 pm: ISP Radio Broadcast Pre-Game Show (affiliates, Sirius)
- 3:43 pm: Football vs. Purdue (NBC)
- 3:43 pm: ISP Radio Broadcast, Football vs. Purdue (960 WSBT-AM, Sunny 101.5, affiliates, Sirius)
- TBA: NBC Post-Game Show (NBC.com, hulu.com)
- TBA: UND.com Post-Game Show (und.com)
- TBA: ISP Radio Broadcast Post-Game Show (affiliates, Sirius)
- TBA: WSBT/NDSP Post-Game Show (Sunny 101.5)

**Sunday, Sept 28**

- 1:00 pm: M Soccer at Louisville
- 1:00 pm: W Soccer at Cincinnati
- 2:00 pm: Volleyball at Georgetown
- 4:00 pm: Coach Weis Press Conference (und.com)
- 11:30 pm: Inside Notre Dame Football With Charlie Weis (WNDU-TV, affiliates)
- All Day: M Golf at Saint Mary’s Invitational (individuals only)

Notre Dame Football Highlights  
und.com, hulu.com, mobiTv, NBC.com

All Times are ET.

Hendersonville, Tenn., native showed flashes of brilliance in 2007 (four of his six receptions exceeded 20 yards), highlighted by his three catches, 104 yards and one touchdown performance against Purdue. Tate has already exceeded his entire reception output from a year ago and leads the Irish with 15 catches and 303 yards. He has hauled in passes of 30, 38, 45 and 60 yards over the first three games. Tate is 14th in the NCAA in receiving yards per game (101.0) and only two other WR in the nation (with at least 5.0 receptions per game) have a higher average per catch than Tate's 20.2. Freshman **Michael Floyd** was the Gatorade Player of the Year in Minnesota as a junior and a senior and was a USA Today first-team All-American. The rookie picked up his first career start against Michigan and not only became the first Irish freshman to register a TD catch in a season opener, but also became the first freshman to register Notre Dame's first points of a season by touchdown. Floyd has 10 receptions for 118 yards on the season. He set a new freshman record with seven receptions last week against Michigan State. Floyd led Notre Dame with 86 receiving yards, including a 26-yard touchdown.

**TIGHT ENDS**

The Irish will struggle to find an immediate replacement for John Carlson, one of the most prolific tight ends in school history. Carlson started each of the last 23 games in which he appeared and recorded the second-most receptions (100) and third-most receiving yards (1,093) for a career by a Notre Dame tight end. Sophomore **Mike Ragone**, a former high school All-American, was the initial odds on favorite to replace Carlson after playing in 11 games as a freshman in 2007, but was lost for the season with a torn ACL. Junior **Will Yeatman** has played in all 28 games in his career, starting six contests as a second tight end (including each of the first three in 2008). He has eight career receptions for 39 yards (six of which came in 2007). Freshman **Kyle Rudolph** was a USA Today first-team All-American and considered by most recruiting sites as the top tight end in the nation. He has started all three games this season and became the first Notre Dame rookie tight end to ever start a season opener. Rudolph hauled in two catches for 29 yards, including a career-long 18-yard reception last week against Michigan State.

**SUPER SOPHOMORES**

- ▶ Notre Dame's 2007 recruiting class, which was widely considered one of the top classes in the country, experienced serious growing pains a year ago, but from the early returns from 2008 the experience was rewarding.
- ▶ The Irish have scored nine touchdowns in 2008 and six have come from sophomores. HB **Robert Hughes** and WR **Golden Tate** each have a

- pair of TDs, while WR **Duval Kamara** and LB **Brian Smith** each have one. If you toss in freshman WR **Michael Floyd's** TD catch, a first or second year player has scored seven of Notre Dame's eight touchdowns.
- ▶ Sophomore **Jimmy Clausen** has thrown six touchdown passes.
- ▶ The top two running backs and two of the top three wideouts (in terms of yards) are all sophomores.
- ▶ Four of the top 10 tacklers on the Irish squad are sophomores.

**CLAUSEN CONTINUES TO DEVELOP**

- ▶ Sophomore QB **Jimmy Clausen** posted career-highs last weekend against Michigan State in both completions (24) and attempts (41). He also threw for 242 yards, second-most in his Irish career. With six touchdown passes over his first three games, Clausen has nearly equalled his entire total from 2007 (7).
- ▶ Clausen struggled in the first-half against Michigan State (just 7-of-14 for 79 yards and two INTs), but rebounded with a stellar second-half in which he completed 17-of-27 for 163 yards and a touchdown.
- ▶ Eclipsed 200 yards passing for the third time in his career.
- ▶ Clausen has thrown at least three touchdowns passes in three of his last six games and posted multiple TD pass games four times over the stretch.
- ▶ Battling an injury, Clausen connected on just four passes over 35 yards in 2007, but the second-year signal caller has already registered three such passes over the first three games.
- ▶ Clausen tossed his fourth and fifth touchdowns of the season in the 35-17 victory over Michigan. Clausen hooked up with fellow sophomores Duval Kamara and Golden Tate.
- ▶ The 48-yard touchdown pass to Tate against Michigan was Clausen's longest of his career, but stood for only eight minutes on the game clock.
- ▶ Clausen again connected with Tate for 60 yards to set up another Notre Dame touchdown against the Wolverines.
- ▶ The 60-yard passing play from Clausen to Tate was the fourth-longest passing play under Weis.
- ▶ The 60-yard passing play was the longest for the Irish since Brady Quinn connected with John Carlson for a 62-yard TD reception against Michigan State on Sept. 23, 2006.
- ▶ With Notre Dame trailing 13-7 and 11:55 to go in the fourth quarter in the season opener against San Diego State, Clausen proceeded to complete 8-of-his-final-9 passes for 98 yards and two touchdowns (led Notre Dame on scoring drives of 80 and 55 yards) to secure the come-from-behind victory.
- ▶ Recorded at least three touchdown passes in the same game for the third time in his career.
- ▶ Over the final three games of 2007 and the contest with San Diego State, Clausen tossed nine touchdown passes and three interceptions. He completed 78-for-138 (.565) and 873 yards over those four games.
- ▶ Clausen had his best game to date against Air Force on Nov. 10, 2007. He completed 22-of-40 for 246 yards and three touchdowns. The completions, attempts, yards and touchdowns (tied) were all career-highs.
- ▶ Clausen was even better in the second-half against the Falcons. He was 17-of-29 for 192 yards and two scores. Clausen was victimized by at least five dropped passes.
- ▶ Including his second half effort against Air Force (17-of-29 for 192 yards and two touchdowns), Clausen went 30-of-52 for 361 yards and four TDs in that four-quarter span against the Falcons and Duke.
- ▶ Clausen finished the Air Force and Duke games with three touchdown passes each, tying career-high and the Irish freshman quarterback record.
- ▶ Prior to the Air Force contest, Clausen's best game of 2007 came at Purdue on Sept. 29, 2007. Despite missing most of the fourth quarter after suffering a hip injury, he went 18-of-26 for 169 yards and one touchdown. Clausen recorded a completion percentage of 69.2% against Purdue -- second-highest ever by a Notre Dame freshman quarterback (only Steve Beuerlein (.700, 14-for-20) at Penn State on Nov. 12, 1983 completed a higher percentage).

**MICHAEL FLOYD: ANOTHER BRICK IN IRISH RECEIVING WALL**

- ▶ Sophomore WR **Duval Kamara** finished 2007 with 32 receptions for 357 yards and four touchdowns. He set a pair of Notre Dame rookie receiving single-season records in 2007. Kamara's 32 receptions are the most ever by an Irish receiver, breaking the previous mark of 28 held by eventual Heisman Trophy winner Tim Brown in 1984. His four receiving touchdowns are also the most ever by a Notre Dame freshman.

Notre Dame Football Replay Affiliates	
003 Ill/IN/IA/WIS	Comcast SportsNet Chicago
003 Chicago LP	W24AW TV 24
003 Chicago LP	W18AT TV 18
003 Chicago LP	W54BK TV 54
008 Atlanta (GA/FLA)	Comcast Sports Southeast
NC/PA/DC/MD/DEL/VA/WVA	Mid-Atlantic Sports Network
017 Cleveland and Ohio	SportsTime Ohio
017 Cleveland LP	WIVM TV & CABLE 52
020 Sacramento/Bay Area	Comcast SportsNet West
029 Raleigh LP	WARZ TV & CABLE 35
030 Nashville Dropin	WKAG TV 43
032 Columbus, OH LP	WIVN TV 29 & CABLE 99
039 Grand Rapids LP	WMKG TV & CABLE 40
048 Louisville	WYCS TV & CABLE 24
051 Providence (RI&Conn)	Cox Sports
063 Lexington	WVTNLP TV & CABLE 48
067 Wichita-Hutchinson	KGPT-TV 49
068 Roanoke	WDRL TV 24
068 Roanoke LP	WYAT TV & CABLE 40
078 Rochester, NY	WRWB TV 16/TW SpNet
084 Huntsville LP	WYAM TV 56 & CABLE 21
088 South Bend	WCWW
101 Evansville-Jasper	WJTS TV 27
103 Youngstown Cable	TJC Cable 99
152 Bangor (ME) LP	WBGR TV 33 & Cable 9
157 Binghamton LP	WBPN TV 8
157 Binghamton LP	WISF TV 15 & CABLE 27
Direct TV-WHT National	DIRECT TV 321



► Freshman WR **Michael Floyd** is on pace to shatter rookie receiving marks in receptions, yards and touchdowns.

Player (Year)	Rec.	Yds.	Avg.	TD
*Michael Floyd (2008)	40	472	11.8	8
Duval Kamara (2007)	32	357	11.2	4

► Here is a look at how Floyd's freshman season may rate against the rookie campaigns of Notre Dame's top five all-time leaders in career receptions (does not include Tom Gatewood [1968] or Jim Seymour [1965], who were not eligible to play as freshman).

Player (Year)	Rec.	Yds.	Avg.	TD
*Michael Floyd (2008)	40	472	11.8	8
Jeff Samardzija (2003)	7	53	7.6	0
Rhema McKnight (2002)	9	91	10.1	0
Tim Brown (1984)	28	340	12.1	1
Maurice Stovall (2002)	18	312	17.3	3
Derrick Mayes (1992)	10	272	27.2	3

\*projected numbers over 12-game regular season

- Floyd recorded career-highs in both receptions (7) and receiving yards (86) last week at Michigan State.
- Added his second career touchdown reception (a 26-yard pass play from Clausen with 14:51 to go in the fourth quarter) against the Spartans.
- The 26-yard reception was a career-long for Floyd.
- Registered four catches that gave the Irish a first down.
- The seven receptions were the most by an Irish receiver since Jeff Samardzija had eight against LSU in the 2007 Sugar Bowl
- The seven receptions are also the most ever by a Notre Dame freshman receiver (most by a freshman at any position as well). The previous school record by an Irish rookie was six set last season on two different occasions by sophomore WR Duval Kamara.

Player (Year)	Rec.	Yds.	Avg.	TD
Michael Floyd (at MSU, 9.20.08)	7	86	12.3	1
Duval Kamara (at Purdue, 9.29.07)	6	68	11.3	1
Duval Kamara (at Stanford, 11.24.07)	6	93	15.5	0

**FOLLOW THE GOLDEN RULE**

- Sophomore WR **Golden Tate** has blossomed into one of the most improved wide receivers in the country.
- Tate ranks 14th in the NCAA FBS in receiving yards per game (101.0).
- Among players with at least 5.0 receptions per game, Tate ranks third in the NCAA FBS with a 20.2 per reception average.
- Tate has recorded four receptions of 30 yards or longer through the first three games for Notre Dame. That number equals the total by the entire Irish receiving corp in 2007.
- Recorded Notre Dame's longest rush of the season with his 24-yard scamper on a reverse midway through the first quarter (also gave the Irish their initial first down of the afternoon) against Michigan State.
- Finished the afternoon against the Spartans with five receptions for 83 yards - marking the third straight game with at least 80 yards receiving.
- Registered four catches that gave the Irish a first down.
- Tate flashed glimpses of his athletic ability in 2007. Tate had three receptions for 104 and a touchdown against Purdue and not only became the first freshman to catch a touchdown pass since Maurice Stovall (2002 against Rutgers), but also became the first Notre Dame freshman to surpass 100 yards receiving in a game since Derrick Mayes (100 yards on two catches) against Pittsburgh on Oct. 10, 1992.
- Tate only managed three receptions the rest of the season, but exploded onto the scene in the season-opener against San Diego State. He hauled in six catches for 93 yards, including a 38-yard touchdown pass to give the Irish a 14-13 fourth-quarter lead. The TD reception was the longest by an Irish player since Jeff Samardzija recorded a 51-yard scoring strike from Brady Quinn against Air Force on Nov. 11, 2006.
- Tate continued his development in the victory over Michigan. The speedster hauled in four passes for 127 yards, including a 48-yard TD strike from fellow sophomore **Jimmy Clausen**.
- The touchdown was his second of the season and third of his career.
- Tate recorded two touchdown receptions over the first two weeks of the season (38 and 48 yards respectively).

- The 48-yard reception against the Wolverines was Tate's longest of his career, but for only eight minutes on the game clock.
- Tate hauled in a slant pattern and raced 60 yards to set up another Notre Dame touchdown.
- The 60-yard reception was the longest for the Irish since John Carlson hauled in a 62-yard TD grab against Michigan State on Sept. 23, 2006.
- Tate eclipsed 100 yards receiving for the second time in his career against the Wolverines.
- Tate registered 116 yards on three catches in the first half, besting his previous career high of 104 yards against Purdue on Sept. 29, 2007.
- Tate's 31.8 per catch average (minimum three receptions) is the second-highest single-game average by a receiver in the Weis era.
- Tate has the best single-game average of 34.7 (3-104) set against Purdue last season.

**THOSE AREN'T BOOS, THEY'RE HUGHES**

- Sophomore HB **Robert Hughes** finished 2007 with 294 yards rushing on 53 carries and four touchdowns. He totaled 246 of those yards on 35 carries over the season's final two games. Hughes became the first Notre Dame freshman tailback to eclipse 100 yards rushing in consecutive weeks since Allen Pinkett during the 1982 season. Pinkett rushed for 129 yards against Navy (Oct. 30) and 112 yards against Pittsburgh (Nov. 6).
- Hughes opened the season against San Diego State with 54 yards on 17 carries.
- Hughes registered a well-earned 79 yards on 19 carries in the 35-17 victory over Michigan.
- The Wolverines were allowing just 1.1 yards on the ground per rush and just over 30 total yards per game, but Hughes averaged 4.2 yards per carry.
- Hughes registered his fifth career touchdown giving the Irish a 7-0 lead over the Wolverines at 11:52 of the first quarter.
- Hughes added his second rushing touchdown of 2007 and sixth of his career to give Notre Dame a 28-10 lead with 8:47 to go in second quarter.
- Hughes leads the Irish in carries (41), yards (142) and rushing touchdowns (2).

Inside Notre Dame Football Affiliates	
001 New York (NY/NJ/CN/PA)SNY Sports Net New York	Sports Net New York (SNY)
003 Chicago LP	W54BK TV 54
003 Chicago LP	W18AT TV 18
003 Chicago LP	W24AW TV 24
003 Chicago (IL/IN/IA/WI) FLORIDA	Comcast SportsNet Chicago Sun Sports Network
DC/DEL/MD/NC/PA/VA/WVA	Mid Atlantic Sports Network (MASN)
IL/IN/MO/NE/KA/IA	Fox Sports Midwest
New England	New England Sports Network (NESN)
016 Cleveland & all Ohio	SportsTime Ohio (Indians)
016 Cleveland LP	WIVM TV & CABLE 52
022 Pittsburgh	Fox Sports Pitt (PA,WV,NY,MD,OH)
032 Columbus, OH LP	WIVN TV 29 & Cable 99
048 Louisville	WYCS TV & CABLE 24
051 Providence (RI&Conn)	Cox Cable Sports
055 Fresno	KNXT-TV
067 Wichita	KGPT TV49
068 Roanoke	WDRL TV 24
068 Roanoke LP	WYAT TV 40 & Cable 99
072 Toledo	WMNT-TV
078 Rochester, NY	WRWB TV 16/Time Warner SportsNet
081 Shreveport	KSHV TV 45
084 Huntsville LP	WYAM TV 56 & CABLE 21
088 South Bend-Elkhart	WNDU-TV
101 Evansville-Jasper	WJTS TV 27
103 Youngstown	TJC Cable 99
157 Binghamton LP	WBPN TV 8
Direct TV WHT-National	DIRECT TV 321
Sky Angel-IPTV-National	
Comcast On-Demand	Notre Dame On-Demand
Worldwide	und.com

**AR(MAN)DO TO BE RECKONED WITH**

► Sophomore HB **Armando Allen** totaled 1,176 all-purpose yards in 2007. He led Notre Dame with six receptions against Penn State and returned three kicks for 67 yards. Allen registered 110 all-purpose yards in his first career game with Notre Dame versus Georgia Tech. Allen recorded 84 kick return yards on five tries and 25 yards rushing on three carries. He also added a reception for one yard.

► Allen totaled 226 all-purpose yards against Navy on Nov. 3. The 226 all-purpose yards was tied for the 11th most in single-game Notre Dame history. It is also the most all-purpose yards by an Irish player since Darius Walker had 241 at Stanford on Nov. 11, 2005.

**MOST ALL-PURPOSE YARDS IN SINGLE-GAME HISTORY**

	Total	Rush	Rec.	PR	KR	Year (Opponent)
1. Willie Maher	361	107	-	80	174	1923 (Kalamazoo)
2. George Gipp	357	150	-	50	157	1920 (Army)
3. Jim Seymour	276	-	276	-	-	1966 (Purdue)
4. Vagas Ferguson	263	255	8	-	-	1978 (Georgia Tech)
5. Phil Carter	257	254	3	-	-	1980 (Michigan St.)
6. Julius Jones	255	262	-7	-	-	2003 (Pittsburgh)
7. Paul Castner	253	-	-	-	253	1922 (Kalamazoo)
8. Tim Brown	252	10	89	56	97	1986 (USC)
9. Darius Walker	241	186	55	-	-	2005 (Stanford)
10. Reggie Brooks	227	227	-	-	-	1992 (USC)
Jim Stone	227	211	16	-	-	1980 (Navy)
t-11. Armando Allen	226	91	20	-	115	2007 (Navy)

► Allen eclipsed the 150 all-purpose yards for the fourth time in his career and second time in 2008 against Michigan State. He had 198 all-purpose yards, including eight on the ground, 20 in the air, 147 on kick-

off returns, including a career-best 53-yard return, and 23 on punt returns. Allen recorded 158 in the season opener against San Diego State. He registered 59 yards on the ground, 18 in the air, 46 in kickoff returns and another 35 on punt returns.

**CHECK OUT THAT SHINY KAMARA**

► Sophomore WR **Duval Kamara** finished 2007 with 32 receptions for 357 yards and four touchdowns. He set a pair of Notre Dame rookie receiving single-season records in 2007. Kamara's 32 receptions are the most ever by an Irish receiver, breaking the previous mark of 28 held by eventual Heisman Trophy winner Tim Brown in 1984. His four receiving touchdowns are also the most ever by a Notre Dame freshman.

► After struggling in the season opener against San Diego State (one INT slipped through his hands), Kamara recorded his first TD reception of the season and fifth of his career to give Notre Dame a 14-0 lead at 11:00 of the first quarter against Michigan.

**IRISH DEFENSE**

**DEFENSIVE LINE**

It will be nearly impossible to replace the 2007 production of Trevor Laws. Not only did he lead the entire nation for tackles by a defensive lineman (112 tackles, 9.3 tackles/game), but he also recorded the second-most tackles ever by an Irish defensive lineman. No one individual on the Irish roster will come close to duplicating the performance by the 2007 Notre Dame MVP, but the vacancy he created at the position could be filled by a combination of players. Senior **Justin Brown** returns for his fifth year at Notre Dame after setting individual career highs in almost every statistical category last year. Brown started five of the 10 games in which he appeared at defensive end opposite Laws and tallied 30 tackles with 3.5 tackles for loss. The senior member of the defensive line, Brown has started all three games in 2008 with six tackles and two for loss (both coming in the victory over Michigan). Senior **Pat Kuntz** started the first 10 games of 2007 at nose tackle and recorded 42 tackles including 2.5 tackles for loss. He also tied for team-high honors with nine passes broken up, the most by any defensive lineman in the nation a year ago. After failing to register a tackle in the season opener, Kuntz came back with three solo stops, including one for loss against Michigan. Sophomore **Ian Williams** started the final two games of the season at nose tackle, but he was a valuable reserve in the first 10 contests as he totaled 45 tackles, sixth-most on the team. It was the third-most tackles by an Irish freshman defensive lineman in school history and he earned freshman All-America honors from the Football Writers Association of America. Williams had one solo tackle over the first two games of the season, but regained his form with six stops last week against Michigan State.

**LINEBACKERS**

Three starters return while two other linebackers have starting experience, as the linebackers group possesses the leader of the defense as well as upstart talent which helped make the Irish defense so improved last year. A staple of Notre Dame's linebacker corps the last three seasons, tri-captain **Maurice Crum Jr.** returns for a fifth year and is the indisputable leader of the defense. He has started all 40 games that Notre Dame has played the past four years. Crum notched 84 of those stops in 2007 and enters this weekend with 260 career tackles, needing 37 more tackles to enter Notre Dame's top-10 list for career stops. Crum ranks fourth on the Irish with 19 tackles in 2008. He has 2.5 TFLs and the only sack of the season for the Irish. Junior **John Ryan** is one of the more versatile members of the Irish defense, as he posted eight starts as an outside linebacker in 2007 and two starts at defensive end last year. Ryan ranked ninth on the team with 39 tackles including 2.5 sacks and five tackles for loss. He has just three tackles this season, but has added a pair of pass break-ups, a quarterback hurry and a fumble recovery. Two freshmen burst onto the scene in 2007 and made significant contributions to Notre Dame's defense. **Kerry Neal** and **Brian Smith** each started as outside linebackers during their rookie seasons and both now server as sophomore starters. Neal played in every game and started five contests, while totaling 20 tackles with two sacks, two tackles for loss, two recovered fumbles and three pass breakups. He has picked up seven tackles (three each game against San Diego State and Michigan), one for loss and his first career interception against the Aztecs. Smith started three of the 11 games in which he appeared and made a great impact

**Irish In  
The NFL**

**AFC**

Pos	Player	Team
S	Tom Zbikowski	Baltimore Ravens
LB	Corey Mays	Cincinnati Bengals
S	Chinedum Ndukwe	Cincinnati Bengals
C	Dan Santucci^	Cincinnati Bengals
QB	Brady Quinn	Cleveland Browns
T	Ryan Harris	Denver Broncos
DE	Anthony Weaver	Houston Texans
RB	Darius Walker*	Houston Texans
G	Dan Stevenson^	Houston Texans
P	Hunter Smith	Indianapolis Colts
DT	Derek Landri	Jacksonville Jaguars
TE	Anthony Fasano	Miami Dolphins
OL	Mark LeVoi	New England Patriots
CB	Mike Richardson*	New England Patriots
C	Sean Mahan	Pittsburgh Steelers
P/K	Criag Hentrich	Tennessee Titans

**NFC**

Pos	Player	Team
DE	Bertrand Berry	Arizona Cardinals
G/T	Mike Gandy	Arizona Cardinals
TE	John Owens	Detroit Lions
RB	Ryan Grant	Green Bay Packers
LS	J. J. Jansen^	Green Bay Packers
C	John Sullivan	Minnesota Vikings
K	John Carney	New York Giants
DE	Justin Tuck	New York Giants
DE	Renaldo Wynn	New York Giants
DE	Victor Abiamiri	Philadelphia Eagles
DT	Trevor Laws	Philadelphia Eagles
WR	Arnaz Battle	San Francisco 49ers
CB	Allen Rossum	San Francisco 49ers
TE	John Carlson	Seattle Seahawks
RB	Julius Jones	Seattle Seahawks
C	Jeff Faine	Tampa Bay Buccaneers
WR	Maurice Stovall	Tampa Bay Buccaneers

\* - practice squad  
^ - injured reserve

when he was on the field. He recorded 25 tackles with 1.5 sacks, four tackles for loss, forced one fumble and intercepted one pass (which he returned for a TD). Smith is third on the squad with 20 tackles, 2.0 for loss, two fumble recoveries, one forced fumble, one pass breakup and one quarterback hurry. He ranks tied for fifth in the nation in fumble recoveries.

**DEFENSIVE BACKFIELD**

The most improved area on the entire team last year was the play by the Irish secondary. Two of the four starters return from the group that recorded the second-best pass defense in the nation. Notre Dame allowed almost 42 fewer passing yards per game and the passing efficiency of opposing quarterbacks improved from 90th in 2006 to 22nd last year. Senior **David Bruton** was a major contributor to the success of the Irish secondary in his first season as starter at free safety. The 6-2, 207-pounder proved to be a tremendous addition as he ranked third on the team with 85 tackles and added three interceptions. Bruton recorded at least nine tackles in five games and is the top returning tackler from 2007. Bruton is coming off another great game against Michigan State. He registered a game-high tying 10 tackles. Bruton has posted double-digit tackle games each of the last two times out. He had a remarkable game against Michigan. Bruton totaled a career-high tying 15 tackles, 1.5 TFLs, a forced fumble, quarterback hurry and interception. Both of Bruton's forced turnovers occurred either at the Irish five-yard line or just inside. In fact, Bruton forced a third turnover inside the Notre Dame five-yard line when he forced a fumble against San Diego State at the goal-line. Senior **Terrail Lambert** returns for his fifth season and is the most veteran member of the defensive backs. Lambert has started 25 consecutive games at cornerback and has intercepted four passes while totaling 90 tackles over the last three campaigns. Only Crum has started more games on the Irish defense, and no player has played in more games than Lambert over the past three years. Lambert has 16 tackles (10 solo stops) and two pass breakups so far in 2008. Junior **Raeshon McNeil** has secured the other starting cornerback spot. McNeil has played in 23 games for the Irish and has been used as an extra cornerback and also as an extra safety. He made his fourth career start last week against Michigan State and leads Notre Dame with four pass breakups, including two in the victory over the Wolverines. Sophomore **Gary Gray** has seen prominent playing time in 2008. Gray missed the entire 2007 season with an injury after enrolling in January 2007 but was highly touted coming out of high school. Gray picked up his first career interception against Michigan and returned it 40 yards. Freshman **Robert Blanton** made his Irish debut against Michigan and registered two tackles and one for loss. Sophomore **Harrison Smith** is listed as the backup to Bruton at free safety, but also has seen significant action at Sam linebacker, including making his first career start last week against Michigan State. Smith was a highly recruited player from Tennessee who was named the state's player of the year by Gatorade. The former state decathlon champion did not play in his first year with the Irish, but has picked up four tackles with one for loss over the first two games of 2008. Junior **Sergio Brown** has played in 23 games over the last two seasons primarily on special teams, recording 11 tackles, but has exploded onto the scene in 2008. Brown has started two games for the Irish, as the extra safety in nickel packages, and has registered eight tackles, five solo, two pass breakups, one quarterback hurry, one fumble recovery, one TFL and a blocked punt. Replacing All-American Tom Zbikowski is a tall order, but senior **Kyle McCarthy** has done so and then some over his first three games of 2008. McCarthy had played in 25 games and started one game against Navy in 2007, but has taken his game to another level. McCarthy recorded a career-best 14 tackles, including 10 solo stops, in the season opener against San Diego State and came back with 10 tackles against Michigan and nine more last week against Michigan State. McCarthy ranks seventh in the NCAA in total tackles and 16th in solo stops.

**SOMETHING BRUTON IN THE NOTRE DAME SECONDARY**

► Senior FS **David Bruton** will serve as one of three captains of 2008 Irish squad, joining **Maurice Crum Jr.** and **David Grimes**.  
 ► After recording five tackles in the season opener against San Diego State, Bruton exploded for a career-high tying 15 stops against Michigan.  
 ► Bruton also forced a fumble against the Wolverines inside the Notre Dame five-yard line.

► Bruton added an interception midway through the fourth quarter, once again at the five-yard line.  
 ► Bruton has forced three turnovers this year inside the Irish 6-yard line.  
 ► Bruton made 10 tackles last week against Michigan State, eclipsing 10 or more tackles in a single game for the second time in 2008 and fourth time in his career.  
 ► Bruton ranks 17th in the NCAA in total tackles and 16th in solo stops.  
 ► Bruton has recorded the second-most career tackles (147) on the team (behind Maurice Crum Jr., 260 tackles).  
 ► Bruton has appeared in 38 career games and started 14 contests while making 469 special teams appearances.  
 ► Bruton is still one of the top gunners on the punt coverage unit, as he was during his sophomore and junior seasons.  
 ► Bruton is the top returning tackler on 2008 roster after ranking third on the team and pacing the secondary in 2007 with 85 tackles.  
 ► Bruton recorded one sack, 5.5 tackles for loss, three interceptions, three passes broken up, one forced fumble and one fumble recovery a year ago.  
 ► Bruton was primarily a special teams player in his first two seasons before starting at free safety throughout his junior year in 2007.  
 ► Bruton is one of two returning starters in the Notre Dame secondary.  
 ► Bruton was named to the Nagurski Watch List (defensive player of the year) for 2008.  
 ► Bruton was rated the 12th-best safety in the nation by *Lindy's* and the No. 19 free safety by *Phil Steele* in the '08 preseason.  
 ► Bruton was named to '08 Jim Thorpe and Nagurski Award Watch List.

**CRUMBLING THE COMPETITION**

► Senior LB **Maurice Crum, Jr.**, totaled 100 tackles in 2006 to lead Notre Dame. Crum was the first Irish player to eclipse the 100 tackle mark since Courtney Watson had 117 in 2003.  
 ► Crum, Jr. had six tackles, one for loss, including a sack in the season opening victory over San Diego State.  
 ► Crum, Jr. registered five tackles with another 0.5 tackle for loss in the rout of Michigan.  
 ► Crum, Jr. had eight tackles, four solo, including a tackle for loss last week against Michigan State.  
 ► Crum, Jr. finished his career with 36 tackles in four games against the Spartans.  
 ► Crum, Jr. followed up that effort with a 84 tackle season in 2007 despite battling injuries throughout much of the season.  
 ► Crum, Jr. is the 17th player in Notre Dame football history to be named captain consecutive years.  
 ► Crum, Jr. has 260 career stops, needing just 35 tackles to enter Notre Dame's top-10 list for career stops.

**Tackles - Career**

1.	Bob Crable	521 (1978-81)
2.	Bob Golic	479 (1975-78)
3.	Steve Heimkreiter	398 (1975-78)
4.	Bob Olson	369 (1967-69)
5.	Tony Furjanic	361 (1982-85)
6.	Mike Kovaleski	353 (1983-86)
7.	Ross Browner	340 (1973, 1975-77)
8.	Tom Zbikowski	300 (2004-07)
9.	Brandon Hoyte	297 (2002-05)
10.	Greg Collins	295 (1972-74)
--	<b>Maurice Crum, Jr.</b>	<b>260 (2005-)</b>

► Crum, Jr. has started every contest for Notre Dame (40) over the past three seasons.  
 ► Crum, Jr. holds Notre Dame's longest active streak in consecutive games played and started (both 40).  
 ► Crum, Jr. started at outside linebacker as a sophomore, middle linebacker as a junior (both in a 4-3 scheme) and inside linebacker as a senior (in a 3-4 scheme).  
 ► Crum, Jr. named an honorable mention '08 preseason All-American by *The Sporting News*.  
 ► Crum, Jr. selected to the '08 Nagurski Trophy Watch List (defensive player of the year) and Lott Award Watch List.  
 ► Crum, Jr. rated the No. 11 inside linebacker by *Phil Steele* for '08 and the 11th-best outside linebacker by *Lindy's*.  
 ► Crum, Jr. named to '08 Chuck Bednarik Award Watch List.

► Only six players enter this weekend with a longer active starting streak than Crum, Jr.'s 40.

**2008 Active FBS Consecutive Starts**

- 42 Kraig Urbik, OL, Wisconsin
- 43 Andrew Hartline, OL, Central Michigan
- 43 Andrew Gardner, OL, Georgia Tech
- 42 Dallas Reynolds, OL, BYU
- 41 Kenneth Fontenette, S, Houston
- 41 Matt Kroul, DL, Iowa
- 40 **Maurice Crum, LB, Notre Dame**
- 40 Clint Sintim, LB, Virginia
- 40 Pat Brown, OL, UCF
- 40 Dan Gerberry, OL, Ball State
- 40 Jervonte Jackson, DL, Florida Atlantic
- 39 Ryan McDonald, OL, Illinois
- 39 Robbie Felix, OL, UTEP

► Crum, Jr. ranked tied for 28th in the NCAA in 2007 with the three forced fumbles.

► In 2007, Crum, Jr. added 4.5 tackles for loss, one sack, two interceptions, four passes broken up, and two fumble recoveries.

► Crum, Jr. was responsible for five turnovers as he intercepted two passes, forced a fumble (that was recovered by a teammate) and recovered two fumbles that he forced.

► Crum, Jr. received national Defensive Player of the Week award from the Walter Camp Foundation following his performance at UCLA.

► Crum, Jr. scored first career touchdown when he returned a fumble he forced and returned 35 yards for a score at UCLA.

► Crum, Jr. became the first Irish player to ever record a pair of forced fumbles, two fumble recoveries and two interceptions in the same game.

► Crum, Jr. also set a single-game school record with four turnovers forced at UCLA.

**SMITH, BRIAN SMITH... INSIDE LINEBACKER**

► Notre Dame sophomore LB Brian Smith registered a career-best 10 tackles, including one for loss, and a forced fumble last weekend against Michigan State.

► Smith has started all three games for the Irish, but last weekend was his first at inside linebacker as Notre Dame failed to open in nickel for the first time in 2008.

► Smith is the first sophomore LB to post 10 or more tackles in a single game since Maurice Crum, Jr. had 11 against Navy on Oct. 28, 2006.

**KYLE USHERS IN MCCARTHYISM ERA IN SECONDARY**

► Senior SS **Kyle McCarthy** has definitely instilled intense fear amongst Irish opponents through the first three games this season.

► McCarthy made just his second career start in the season-opening victory over San Diego State, but the Youngstown, Ohio native recorded a career-high 14 tackles, including 10 solo stops.

► McCarthy backed up the performance with another stingy double-digit tackle effort against Michigan. He totaled 10 stops.

► McCarthy nearly reached the double-digit tackle plateau for the third straight game last week against Michigan State (finishing the game nine stops).

► McCarthy ranks seventh in the NCAA FBS in solo tackles (18).

► McCarthy is tied for 16th in the NCAA FBS in total tackles (33).

**WHAT DOES BROWN DO FOR YOU?**

► Junior S **Sergio Brown** made his first career start in the season opener against San Diego State. The safety, who saw extensive playing time in the nickel package, set career-highs in tackles (six), tackles for loss (1.0), quarterback hurries (1), pass breakups (2) and even managed a blocked punt.

► Brown, again, found himself around the football in the victory over Michigan recording two tackles and one fumble recovery.

**WHO SAYS KUNTZ IS UNDERSIZED?**

► Senior NT **Pat Kuntz** entered the 2007 season without a single start and just 11 tackles in 21 career games. Kuntz excelled in Notre Dame's new 3-4 defensive scheme last season.

► Despite missing the final two games to injury, Kuntz started 10 games, totaled 53 career tackles with three tackles for loss, 0.5 sacks, nine pass

break-ups and one fumble recovery.

► Kuntz has moved to defensive end after starting at nose tackle in 2007.

► Kuntz possesses a tremendous motor and work ethic and displayed an uncanny ability to knock down passes at the line of scrimmage.

► Kuntz did not record a tackle in the season-opening victory over San Diego State, but finished with three solo tackles against Michigan, including one for loss.

► Kuntz led all defensive linemen in the NCAA FBS in 2007 with nine pass break-ups last year and tied for the team-high honors.

Name, School	PBU	INT	PD
Pat Kuntz, Notre Dame	9	0	9
Phillip Hunt, Houston	8	1	9
Tyson Jackson, LSU	8	0	8

► Kuntz has played in 33 career games with 12 career starts (10 in 2007).

► Kuntz was on pace to surpass the school record for pass break-ups in a single-season a year ago. Of those players that have broken up 10 or more passes in a single season, he would have been just the second non-defensive back on the list (David Martin, 1966).

**Passes Broken Up — Season**

1. Clarence Ellis	13 (1969)
2. Dave Waymer	12 (1978)
3. Tom Schoen	11 (1967)
Luther Bradley	11 (1973)
Clarence Ellis	11 (1970)
6. Tim Rudnick	10 (1973)
Dennis Phillips	10 (1963)
Tony Carey	10 (1964)
Tom Longo	10 (1964)
*David Martin	10 (1966)
Thomas O'Leary	10 (1966)
Ralph Stepaniak	10 (1969)

\* indicates non-defensive backs

► Kuntz ranked 58th in the nation in passes broken up and just outside the top 100 in the nation in passes defended a year ago.

**NOTING THE MICHIGAN STATE GAME**

**YOUNG IRISH PUPS**

► Freshman LB Steve Filer made his Notre Dame debut on the opening kickoff. Filer is the eighth true freshman to play for the Irish through the first three games. Filer joins OC Braxton Cave, WR Michael Floyd, DE Ethan Johnson, TE Kyle Rudolph, DB Robert Blanton, LB Darius Fleming and OG Trevor Robinson.



**23**

**7**

► Michael Floyd's touchdown reception in the fourth quarter was the ninth TD for the Irish this season. Eight of the nine Notre Dame scores have come from either freshmen or sophomores.

► Freshman WR Michael Floyd (seven receptions for 86 yards) and sophomore WR Golden Tate (five receptions for 83 yards) combined for 12 receptions, 169 yards and one touchdown. Add in sophomore HB Armando Allen (five receptions for 20 yards) and freshman TE Kyle Rudolph (two catches for 29 yards), Irish freshmen and sophomores combined for 19 catches and 218 yards on the afternoon.

► Notre Dame's top rusher, passer, receiver and tackler against Michigan State included a trio of sophomores and one freshman. Freshman WR Michael Floyd led the Irish in receptions and receiving yards, while sophomore WR Golden Tate (rushing), sophomore QB Jimmy Clausen (passing) and sophomore LB Brian Smith (tackles) led in those respective categories.

**FIRST CAREER START**

Sophomore DS Harrison Smith picked up his first career start. Smith, who made his Irish debut in the season opening victory over San Diego State, did not start either of the first two games (Notre Dame opened in nickel each game), but saw significant playing time.

**YOU'RE WELCOME**

Michigan State scored 10 points in the opening half to grab a 10-0 lead thanks to a poor Notre Dame punt and an Irish turnover. The Spartans' two scoring drives were 24 and 22 yards, respectively. The 22-yard touchdown scoring drive, which took nine plays, started following a Jimmy Clausen interception.

**RINGER EXPLODES LATE**

► Michigan State RB Javon Ringer entered last week's game against Notre Dame averaging 4.8 yards per carry and 166.0 yards per game. The Irish defense kept him in check, allowing just 124 yards on 32 carries (just 3.9 per rush) before Ringer ripped off a 63-yard burst and capped the long run with a one-yard scoring plunge late in the fourth quarter. On that game-sealing drive, Ringer rushed seven times for 77 yards.

► Twenty-five of Ringer's 39 carries (over 64%) gained three yards or less, including 14 of his 21 rushes in the second-half. Eight of his second-half carries failed to gain a single yard.

**IRISH PUNT COVERAGE TEAM CONTINUES TO EXCEL**

Notre Dame entered the game ranked eighth in the NCAA allowing just 0.60 yards per punt return. The Irish, which allowed 7.44 yards per return in 2007, continued its stellar coverage against Michigan State. Notre Dame punted five times in the game and allowed just 10 total yards of returns.

**NOTRE DAME PASS DEFENSE DID ITS PART**

The Irish pass defense limited their first two opponents to just over 55% completion percentage entering. Notre Dame improved upon that average after holding Michigan State starting quarterback Brian Hoyer to just 46.2% (12-for-26) on the afternoon.

**TURNOVERS, AGAIN, PLAY A ROLE**

While Notre Dame took advantage of six Michigan turnovers in last week's victory, the Irish were victimized by three of their own against Michigan State. Notre Dame threw a pair of interceptions, one in the Spartans' end zone and another inside the Irish 25-yard line, and also fumbled at the MSU 25-yard line after marching down the field. Michigan State turned those three turnovers into 10 points.

**THIRD DOWN ON OFFENSE**

Notre Dame entered the game just 6-for-24 (25.0%) on third down, but managed to convert nearly 50% (6-for-13) on the day.

**CHECKING THE WEIS ERA RECORD BOOK**

- The seven points are the fourth-fewest for an Irish team under Weis.
- The 16 rushing yards were the fifth-fewest in the Weis era.
- The 16 first downs by Michigan State were the ninth-fewest under Weis.
- The 41 pass attempts were the ninth-most in the Weis era.
- The 26:15 in time of possession was the eighth-fewest under Weis.
- The 147 kick return yards were the second-most in the Weis era.
- The 29.4 yards per kickoff return (minimum two returns) was the third-best under Weis era.
- The 41 pass attempts by Jimmy Clausen were the sixth-most by an Irish quarterback in the Weis era.
- The 198 all-purpose yards by Armando Allen were the fifth-most by a Notre Dame player under Weis.
- The 53-yard kickoff return by Allen was the longest by an Irish player in the Weis era.
- The 147 kick return yards by Allen were the second-most by a Notre Dame player in the Weis era.

**IN THE MICHIGAN STATE SERIES**

- Michigan State is the first home team in the series to win since Michigan State in 2000.
- The three combined first quarter points between the two rivals were the fewest in an opening quarter since the Spartans held a 3-0 lead after the first quarter of the 2001 meeting (the teams combined to average 16.0 points the previous five meetings in the opening quarter).
- Notre Dame was the first team to be held scoreless in the opening half of the series since Michigan State was blanked in the first half of the 1987 meeting (Irish lead 24-0).
- The Irish had not been held scoreless in the opening half by Michigan

State since the 1975 meeting (when the Spartans and Notre Dame were scoreless at intermission)

- Notre Dame was blanked by the Spartans through the first three quarters, also a first in the all-time series since that 1975 meeting
- The seven points scored by the Irish are the fewest against Michigan State since a 23-7 loss in 1997.

**IRISH ITEMS****Armando Allen, So., TB**

- Registered a career-best 53-yard kickoff return late in the fourth quarter (the longest in the Weis era)
- It is the longest kickoff return for a Notre Dame player since Vontez Duff returned one 92 yards for a touchdown against Navy on Nov. 9, 2002.

**Jimmy Clausen, So., QB**

- The touchdown pass from Clausen to Floyd gave him six on the season, 12 in the last six games and 13 for his career
- Struggled in the first-half against Michigan State (just 7-of-14 for 79 yards and two INTs), but rebounded with a stellar second-half in which he completed 17-of-21 for 163 yards and a touchdown.

**Maurice Crum, Jr., Sr., LB**

- Recorded the 40th consecutive start of his career
- Just one of eight players in the NCAA FBS to own a starting streak of at least 40 games

**Steve Filer, Fr., LB**

- Became the eighth different Irish true freshman to see the field over the first three games

**Michael Floyd, Fr., WR**

- Recorded career-highs in both receptions (7) and receiving yards (86)
- Added his second career touchdown reception (a 26-yard pass play from Clausen with 14:51 to go in the fourth quarter)
- The 26-yard reception was a career-long for Floyd
- Registered four catches that gave the Irish a first down
- The seven receptions were the most by an Irish receiver since Jeff Samardzija had eight against LSU in the 2007 Sugar Bowl

**Ethan Johnson, Fr., DE**

- Picked up a pair of pass breakups (the first two of his career) in the opening quarter

**Eric Maust, Jr., P**

- Recorded his fifth punt of the season that was downed inside the opponents' 20-yard line
- Has now dropped 15 career punts inside the 20-yard line (on just 38 career punts)

**Robby Parris, Jr., WR**

- Registered a season-long 12-yard reception on 3rd down and 10 late in the first quarter
- Recorded a season-high four receptions and 22 receiving yards

**Kyle Rudolph, Fr., TE**

- Registered career-highs in both receptions (two) and receiving yards (29)
- Also added a career-long 18-yard reception

**Brian Smith, So., LB**

- Registered a career-high 10 tackles, including one for loss (tying a career-high)
- Recorded his first career forced fumble
- Has been involved in three turnovers (two fumble recoveries, one forced fumble) already this season

**Harrison Smith, So., DS**

- With Notre Dame not opening in a nickel defense for the first time in 2008, Smith picked up his first career start
- Recorded a career-high six tackles, including one for loss (tied a career-high)

**Golden Tate, So., WR**

- ▶ Recorded Notre Dame's longest rush of the season with his 24-yard scamper on a reverse midway through the first quarter (also gave the Irish their initial first down of the afternoon)
- ▶ On the same drive, Tate registered a 30-yard reception on 3rd down and eight
- ▶ The reception for Tate was his fourth of the season that exceeded 30 yards (Notre Dame had just six passing plays of 30 yards or longer in all of 2007)
- ▶ Finished the afternoon with five receptions for 83 yards - marking the third straight game with at least 80 yards receiving
- ▶ Registered four catches that gave the Irish a first down

**Sam Young, Jr., OT**

- ▶ Registered his 28th career start (every Notre Dame game the past three seasons)
- ▶ The 28 consecutive starts are the second longest on the squad

**IRISH MISCELLANEOUS NOTES**

**TICKETS AVAILABLE FOR 2008 FOOTBALL KICKOFF LUNCHEONS**

Tickets are now on sale for the 2008 Notre Dame Kickoff Luncheons held the Friday prior to each Irish home football game. The luncheons feature Notre Dame head coach Charlie Weis, Irish players and assistant coaches, plus special guests and other attractions.

Tickets are \$18 each, with a handling fee of \$3 (payment may be made with one check for more than one luncheon). There are 10 seats per table — and if you wish to sit as a group at the same table with other guests, please return all reservations in one envelope.

Checks should be made payable to "University of Notre Dame" and mailed to: Athletics Business Office, 112 Joyce Center, Notre Dame, IN 46556. Telephone and credit card reservations are not accepted.

A printed reservation form also is available on Notre Dame's athletics web site at [www.und.com](http://www.und.com).

The luncheons are held in the Joyce Center fieldhouse (north dome) on the Notre Dame campus, with a noon (ET) start. Be aware that advance reservations are required for tickets, and tickets are not routinely available at the door.

**PEP RALLIES**

All 2008 pep rallies will be held in the Joyce Center Arena (south dome), unless moved inside Notre Dame Stadium, on Fridays before Saturday home games, beginning at 6 p.m. (ET). The Irish squad enters the arena at 6:30 p.m.

**LEADERSHIP COMMITTEE '08**

Every spring after spring drills, the Irish coaching staff votes on the Leadership Committee, which head coach **Charlie Weis** brought to Notre Dame in 2004. The Leadership Committee consists of players who serve in an advisory role.

<b>Player, Pos.</b>	<b>Cl.</b>	<b>Hometown</b>
David Grimes, WR	Sr.	Detroit, Mich.
David Bruton, FS	Sr.	Miamisburg, Ohio
Maurice Crum, Jr., LB	Sr.	Tampa, Fla.
Asaph Schwapp, FB	Sr.	Hartford, Conn.
Jimmy Clausen, QB	So.	Westlake Village, Calif.
Sam Young, OT	Jr.	Coral Springs, Fla.
Terrail Lambert, DB	Sr.	Bakersfield, Calif.
Pat Kuntz, DT	Sr.	Indianapolis, Ind.
Scott Smith, LB	Sr.	Highland Park, Ill.

**TEAM ECLIPSES 3.0 GPA FOR SIXTH STRAIGHT SEMESTER**

Members of the 2007-08 Notre Dame football team combined to post a semester grade-point average above 3.0 during the '08 spring semester, marking the sixth straight semester (and the first six times in recorded history) that the Irish football team has topped the 3.0 GPA level as a group.

Fifty-four of the 104 players registered at least a 3.0 mark for the '08 spring semester and 53 members of the team currently have a cumulative GPA of at least a 3.0.

Fourteen members of the team earned a place on the Dean's List and the team's current cumulative GPA is over 3.0.

Statistics for the semester cumulative GPAs of the football team were not kept prior to 1992, but before Weis' arrival in 2005, the previous best semester cumulative GPA was 2.911. Beginning with the '05 fall semester, the Irish football team has recorded over a 3.0 combined GPA in each semester.

Weis' first team in 2005 surpassed the 3.0 mark for the first time ever with a 3.044 combined GPA in the fall semester of '05. At that time, that marked the highest figure ever attained by the football team. Then, the Notre Dame players followed that up with a combined and unprecedented 3.072 mark in the spring semester of '06.

The fall semester of '06 saw the Irish football team post a 3.041 cumulative GPA and 61 of the 104 players achieved at least a 3.0 during that semester. In the spring of '07, Irish players improved on that and recorded a 3.043 combined GPA.

**NOTRE DAME, NBC EXTEND FOOTBALL CONTRACT THROUGH 2015**

The University of Notre Dame and NBC Sports have reached agreement on a new five-year contract giving NBC the rights to televise Irish home football games from 2011 to 2015, extending the partnership between the University and network to 25 years.

A joint announcement of the extension was made on June 19 by NBC Sports & Olympics chairman Dick Ebersol, NBC Sports president Ken Schacter and Notre Dame's president, Rev. John I. Jenkins, C.S.C.

Each season from 2011 to 2015, NBC will televise seven games at Notre Dame Stadium and an additional eighth off-site game airing in prime time.

Revenues from the NBC contract have played a key role in Notre Dame's financial aid endowment since the start of the relationship in 1991. University officers decided then to use a portion of the football television contract revenue for undergraduate scholarship endowment (not athletic scholarships). To date, some 2,400 Notre Dame undergraduate students have received nearly \$26 million in aid.

The University also has committed NBC revenues to endow doctoral fellowships in its Graduate School and MBA scholarships in its Mendoza College of Business.

The revenue generated through the NBC contract is a primary reason why Forbes magazine has recognized the substantial financial contributions made by Irish athletics to the University's academic enterprise. In a 2007 survey, Forbes reported that the Notre Dame football program returns \$21.1 million to academic initiatives, a total that is more than the survey's next five programs combined.

NBC has been televising Irish home games since 1991, and this marks the fifth of a series of five-year agreements with Notre Dame. The original agreement covered the seasons from 1991 through 1995. The first five-year extension (announced in 1994) covered 1996 to 2000, the second extension (announced in May '97) covered 2001 to 2005, and the third extension (announced in December '03) covered 2006 to 2010.

**NOTRE DAME AND ISP JOIN TO PRODUCE FOOTBALL RADIO NETWORK**

The University of Notre Dame and ISP Sports, have approved a new, 10-year business partnership in which ISP will become the new exclusive national rights-holder for Notre Dame football radio broadcasts.

The Notre Dame-ISP relationship will begin with the 2008 season and extend through the 2017 season -- with ISP managing, producing and syndicating Notre Dame's national football radio network.

ISP, the largest collegiate-only sports marketing firm in the country, represents athletics marketing and multi-media rights for more than 40 Division I-A universities, five major conferences (including two Bowl Championship Series conferences, the BIG EAST Conference and the Atlantic Coast Conference) and two postseason football bowl games.

ISP takes over for Westwood One, which had held Irish football radio rights since 1968, originally as the Mutual Broadcasting Company.

ISP has named Ron Murphy the general manager for the Notre Dame ISP Sports Network. Murphy brings over 30 years of advertising sales and management experience, having worked for several notable companies such as CBS, Yankee Entertainment and Sports (Y.E.S.) and FOX Sports Net.

Murphy joins ISP's team of more than 250 professional sales people dedicated to the collegiate market, with relationships with more than 800 radio stations (and more than 100 television stations) around the country.

Headquartered in Winston-Salem, N.C., ISP has nearly 50 sales offices around the country. Sutton founded the company in 1992. Among

ISP clients are seven ACC athletic programs (Boston College, Clemson, Florida State, Georgia Tech, Miami, Virginia Tech, Wake Forest), five from the BIG EAST (Cincinnati, Pittsburgh, South Florida, Syracuse, Villanova), five from the Southeastern Conference (Alabama, Auburn, Georgia, South Carolina, Vanderbilt) and three from the Pacific-10 Conference (California, UCLA, Washington). In 2007, the BIG EAST Conference and ISP announced a six-year agreement involving virtually all conference marketing and sales.

Notre Dame remains the only college football program to have its games broadcast on a truly national radio network of linear stations. Joe Boland, former sports director at WSBT in South Bend, originated the Irish Football Network in 1948. In 1956, the Mutual Broadcasting System first carried Notre Dame games on approximately 560 stations. From 1958-67, the ABC Radio Network carried Irish games on a similar-sized network. Mutual began carrying Notre Dame games again in 1968 (that year with 253 affiliates). Mutual eventually became Westwood One (now a publicly held company managed and partly owned by CBS Radio).

#### IRISH ATHLETICS TEAM WITH WSBT RADIO GROUP

The University of Notre Dame athletics department has partnered with the WSBT Radio Group for the next six years (2008-09 through 2013-14), making WSBT the radio home of Notre Dame football, men's basketball, and hockey in the South Bend market.

WSBT Radio Group will be the designated exclusive local radio partner for Notre Dame football network broadcasts, with those games carried on NewsTalk 960 WSBT-AM as well as on Sunny 101.5 FM. Irish football games are originated by the ISP Notre Dame Radio Network, a national listings of stations around the country.

In addition, WSBT Radio Group will carry the Notre Dame Football Friday Live Show on Cat country 99.9 FM, the Notre Dame Football Postgame Show home and away on Sunny 101.5 FM - and the Notre Dame Football Coaches Shows on NewsTalk 960 WSBT-AM (on weeknights during the season). All three of those shows are produced by NDSP.

NewsTalk 960 WSBT-AM also will originate the annual Blue-Gold spring football game.

#### YOUNG RECEIVED HARVEY G. FOSTER AWARD

Bryant Young, a 1994 Notre Dame graduate and former Irish and professional football player, received the Harvey G. Foster Award during a halftime ceremony at the Notre Dame-San Diego State game Sept. 6. The Foster Award is given annually to a Notre Dame graduate distinguished for athletic endeavors and community service.

An All-American defensive tackle for the Irish, Young played for 13 years with the San Francisco 49ers before retiring last year with 89 career sacks. His NFL accolades include Defensive Rookie of the Year, four Pro-Bowl and All-Pro honors, selection to the 1990s All Decade Team and Comeback Player of the Year after suffering a potentially career-ending leg injury in 1999. Last year, Young's teammates voted him the winner of the Len Eshmont Award, the team's most prestigious honor for inspirational and courageous play, for a record eighth time. No other player in 49ers history has won the award more than twice.

Young and his wife, Kristin (also a 1994 Notre Dame graduate), established the Young Dreams Foundation, which benefits youth organizations in San Francisco and Chicago. The supports summer youth football camps and college tuition for San Francisco Bay-area students. In addition, the Youngs have established several scholarships at Notre Dame for San Francisco and Chicago students.

For his philanthropic efforts, Young was named USA Today's Most Caring Athlete in 2000 and was nominated as one of the 10 Most Influential African-Americans in the Bay area.

#### ROCKNE AND YONTO

They represent two of the most storied names in Fighting Irish annals when it comes to coaching football at Notre Dame.

That Irish football family lost two individuals with major connections to the University's coaching tree late this past summer with the deaths of Jack Rockne and Joe Yonto.

Rockne was the last remaining child of legendary Irish coach Knute Rockne. A long-time South Bend resident, Jack had been closely involved with Notre Dame athletics in recent years through the athletic department's Rockne Heritage Fund. Though never associated with football the way his famous father was, he had been a frequent fan at Irish

home games of late. In 2006 he received an honorary monogram from the Notre Dame Monogram Club in recognition of his contributions and dedication to the University.

Yonto made his name as the long-time Notre Dame defensive line coach, beginning in 1964 when Ara Parseghian came to town and continuing on Dan Devine's staff and several years under Lou Holtz. When he wasn't coaching on the field, he worked under athletics directors Gene Corrigan and Dick Rosenthal as a special assistant to the athletics director while helping administer the football program. Yonto coached a glossy list of All-Americans and first-round NFL draft picks, including the likes of Alan Page, Mike McCoy, Walt Patulski and Ross Browner. Rockne and Yonto.

They were loyal sons of Notre Dame. They will be missed.

-- John Heislter

#### TWO-SPORT STANDOUTS

Following a long tradition of Notre Dame two-sport athletes, the trio of junior P **Eric Maust**, senior QB **Evan Sharpley** and sophomore WR **Golden Tate** -- all of whom made major contributions for the Irish baseball squad this past spring -- will again suit up for the Notre Dame football team in 2008.

Maust (Alpharetta, Ga.) filled in at punter during the 2007 season and averaged a team-high 42.1 yards on 21 punts, landing nine inside the 20 with only one touchback. He enters the 2008 season as the starting punter for the Irish. On the diamond, Maust served as the Irish Sunday starter, went 6-3 with a 4.52 earned-run average. He was named to the BIG EAST honor roll on two separate occasions during the season and was awarded all-BIG EAST second team.

Sharpley (Marshall, Mich.) had a breakout spring season in baseball. After spending most of the previous two springs with the Irish football squad, Sharpley turned his attention to baseball almost exclusively and the development was evident. He led the Irish in home runs (13) and slugging percentage (.691). Sharpley is the first Notre Dame player to ever throw multiple touchdown passes and hit a home run in the same academic year. He was named BIG EAST Player of the Week on March 24 after carrying Notre Dame to a sweep over Georgetown.

Tate (Hendersonville, Tenn.) saw action in 18 games (started nine) for the Irish baseball squad. He batted .262 with three doubles and four RBI. Tate also swiped three bases in five attempts. While Tate's participating in spring football somewhat hindered his playing time, his incredible athletic ability did not go unnoticed. None more evident than when he scored from first base, standing and without a throw, on a single to right field against Lehigh.

#### NEW SCHOLARSHIPS

Former Notre Dame walk-on and current senior OC **Thomas Bemenderfer** was elevated to scholarship status prior to the start of the 2008 season, as was junior P **Eric Maust** and senior CB **Mike Anello**.

Anello (Orland Park, Ill.) earned the scholarship following a sensational 2007 season. Anello was a starting gunner on the punt coverage team and tallied six tackles. He is currently involved in many of the special teams units for the 2008 season. Anello owns a 3.93 cumulative grade-point average (GPA), qualifying him for the dean's list, and is a finance major in Notre Dame's Mendoza College of Business.

Bemenderfer (Mishawaka, Ind.) earned a scholarship for the second straight season. He began his college career as a scholarship athlete at Northwestern University before transferring to Notre Dame for the 2006-07 school year. He is currently listed as the backup center. A member of the dean's list, Bemenderfer is enrolled in pre-professional studies in the College of Science and has a 3.762 GPA.

Maust (Alpharetta, Ga.) filled in at punter during the 2007 season and averaged a team-high 42.1 yards on 21 punts, landing nine inside the 20 with only one touchback. A junior from Atlanta, Ga., Maust enters the 2008 season as the starting punter for the Irish. He is also one of the top pitchers for Notre Dame's baseball team and recorded a 6-3 record last season. Maust is enrolled in the Mendoza College of Business, majoring in finance, and owns a 3.153 GPA.

**FRESHMAN WALK-ONS**

Notre Dame's freshman class includes 23 scholarship players and four walk-ons: quarterback **Nate Montana** (who will be sharing No. 16) , OL **Carl Brophy** (who will be wearing No. 69), **Mike Hernandez** (who will be wearing No. 65) and **Dennis Mahoney** (who will be wearing No. 71). Montana is the son of former Notre Dame quarterback and four-time NFL Super Bowl MVP Joe Montana. Brophy attended Gonzaga Preparatory School as did his sister Annie, a junior member of the Irish women's golf team. She became first outright BIG EAST medalist in Notre Dame program history.

**IN FRONT OF A FULL HOUSE**

Notre Dame has played in front of sellout crowds in 204 of its previous 235 games, including 79 of its last 87 contests dating back to the Tostitos Fiesta Bowl at the end of the 2000 season (the 2001, 2003, 2005 and 2007 games at Stanford, the 2004 game vs. Navy at the Meadowlands, the 2005 game at Washington and the 2007 game at UCLA were not sell-outs). At Michigan in 2003, the Irish and Wolverines attracted the largest crowd in NCAA history (111,726), marking the third time in the history of the series that an NCAA attendance record was set. Including the 2006 game at Georgia Tech, the Irish have been part of establishing a new stadium attendance record seven times since 2001. The list also includes: at Nebraska and Texas A&M in 2001, at Air Force and Florida State in 2002, home vs. Boston College in 2002, vs. Oregon State in the Insight Bowl in 2004 (the game set a Bank One Ballpark record for football configuration). Notre Dame and Michigan played before an over-capacity 111,386 at Michigan Stadium in September of 2005. At Purdue in '05, the Irish and Boilermakers played before 65,491 football fans, a Ross-Ade Stadium record (since the renovation of the facility in 2003). Penn State drew the second largest crowd in Beaver Stadium history for the meeting with the Irish last season.

**SIRIUS TO BE EXCLUSIVE INTERNET RADIO BROADCASTER**

SIRIUS XM Radio (NASDAQ: SIRI), the Official Satellite Radio Partner of the University of Notre Dame, announced Sept. 2 that, starting this season, SIRIUS will offer Fighting Irish football and basketball games on SIRIUS Internet Radio (SIR), the Internet version of the SIRIUS radio service. SIRIUS Internet Radio will be the exclusive online home of every Notre Dame regular season football game and will also carry every Fighting Irish regular season basketball game live.

It marks the first time that radio broadcasts of live sporting events are available on the SIRIUS Internet Radio platform.

SIRIUS Internet Radio is the Internet version of the SIRIUS radio service, available without the use of a radio to current SIRIUS subscribers, or for the monthly subscription fee of \$12.95. SIRIUS Internet Radio delivers more than 80 channels of talk, entertainment, sports, and 100% commercial free music in CD-quality sound.

SIRIUS, which has aired Notre Dame sports since 2004, will also continue to broadcast the university's football and basketball games nationwide on the SIRIUS radio service. All Notre Dame games air on The Catholic Channel, SIRIUS channel 159.

The Notre Dame football broadcasts are produced by ISP on the Notre Dame Radio Network.

**2008 NOTRE DAME OPPONENT UPDATE**

Below is a look at Notre Dame opponents' results from last week. Since 1977, when the NCAA started rating strength of schedule, Notre Dame's schedule has been rated the most difficult five times in the last 30 years (1978, 1985, 1987, 1989 and 1995).

Opponent	'08 Record	Sept. 20
San Diego State	0-3	BYE
Michigan	1-2	BYE
Michigan State	3-1	W, 23-7 (Notre Dame)
Purdue	2-1	W, 32-25 (Central Michigan)
Stanford	2-2	W, 23-10 (San Jose State)
North Carolina	2-1	L, 17-20 (Virginia Tech)
Washington	0-3	BYE
Pittsburgh	2-1	W, 21-20 (Iowa)
Boston College	2-1	W, 34-7 (UCF)
Navy	2-2	W, 23-21 (Rutgers)
Syracuse	1-3	W, 30-21 (Northeastern)
USC	2-0	BYE

*Notre Dame 2008 Opponents' Combined Record: 19-20 (.487)*

**ONLY THE BIG BOYS**

Notre Dame is one of just five NCAA Division I-A programs that has never faced a non-Division I-A opponent since the current division setup was established in 1978 (the division's names have undergone a change this year, but the setup is still the same). The four remaining schools that have yet to play a non-Division I-A opponent since the advent of the current format are Michigan State, USC, UCLA and Washington.

**NOTRE DAME FOOTBALL FRIDAY LIVE**

Every Friday night before a home game Notre Dame Football Friday Live is broadcast from Waterford Estates Lodge on SR 933 North of the Notre Dame campus from 8-9 pm on Cat Country 99.9 FM. Jack Nolan will host the show with former consensus Irish All-American Mirko Jurkovic. The show features live interviews with big names from Notre Dame football lore. The show can also be heard live on [www.und.com](http://www.und.com).

**LOU HOLTZ STATUE DEDICATED**

A sculpture of former University of Notre Dame football coach Lou Holtz, a newly elected member of the College Football Hall of Fame, was dedicated on Saturday (Sept. 13) at Notre Dame Stadium.

The dedication took place at Notre Dame Stadium's Gate D, which honors the Irish national championship football coaches.

Holtz was also honored at halftime for his 2008 selection to the National Football Foundation's College Football Hall of Fame.

Participating in the presentation will be National Football Foundation executive director Steve Hatchell, College Football Hall of Fame executive director Lisa Malin, former Minnesota Gopher player Michael Moe (he played for Holtz and is now a Football Foundation board member), and Notre Dame athletics director Jack Swarbrick.

The Holtz sculpture shows the former Irish coach calling a play on the sidelines, with two Irish players beside him. Notre Dame graduate Jerry McKenna created the sculpture. He also created the Frank Leahy and Moose Krause sculpture east of Notre Dame Stadium, the Knute Rockne sculpture at the College Football Hall of Fame in downtown South Bend, Ind., and the Ara Parseghian sculpture that was dedicated last September at the same Notre Dame Stadium Gate D location.

The sculpture has been funded by donations from Holtz's former players, assistant coaches, student managers, friends and business associates.

The sculpture complements bas relief portraits of the five Notre Dame national championship coaches – Rockne, Leahy, Parseghian, Dan Devine and Holtz – that are located at Gate D, designated the national championship coaches gate.

Holtz coached 132 games in 11 seasons at Notre Dame and guided his teams to an overall record of 100-30-2. He holds the Irish record for most games coached and is second to Rockne in victories. He led Notre Dame to the 1988 national championship and remains 11th on the NCAA all-time win list for Division I-A coaches. Holtz took his Notre Dame teams to nine straight New Year's Day bowl games from 1987 through '95 and coached the Irish to finishes of sixth or better in the final Associated Press poll in five seasons.

Holtz was named the national coach of the year in 1988 by several organizations and saw his team play the most difficult schedule in the country three different years. Holtz had a 32-20-2 mark against teams ranked in the Associated Press top 25 during his career with the Irish.

Holtz then joined ESPN as a studio and game analyst for its college football coverage.

In 33 seasons as a college head coach, Holtz compiled a record of 249 wins, 133 losses and seven ties for a winning percentage of .651.

**REMEMBERING 1988**

The University of Notre Dame's 1988 national championship football squad returned to campus during Michigan weekend for its 20th anniversary reunion.

Returning players and coaches received commemorative jerseys and hats from adidas – and were honored during the Notre Dame-Michigan football game at Notre Dame Stadium.

The '88 national champions, including head coach Lou Holtz, were recognized at the Friday Kickoff Luncheon at the Joyce Center field-house – and returning members of the squad were seated on the floor and honored at the Friday night pep rally at the Joyce Center arena.



**Notre Dame Player  
Career Highs**

**JAMES ALDRIDGE**

<b>Season</b>	
Carries	9, Michigan (9.13)
Rushing Yards	28, Michigan (9.13)
Longest Rush	9, at MSU (9.20)
Receptions	--
Receiving Yards	--
Longest Reception	--
<b>Career</b>	
Carries	32, vs. Navy (11.3.07)
Rushing Yards	125, vs. Navy (11.3.07)
Longest Rush	43, vs. Michigan State (9.22.07)
Receptions	3, at UCLA (10.6.07)
Receiving Yards	18, at UCLA (10.6.07)
Longest Reception	11, at UCLA (10.6.07)

**ARMANDO ALLEN**

<b>Season</b>	
Carries	16, San Diego State (9.6)
Rushing Yards	59, San Diego State (9.6)
Longest Rush	14, San Diego State (9.6)
Rushing TDs	--
Receptions	5, at MSU (9.20)
Receiving Yards	20, at MSU (9.20)
Longest Reception	13, at MSU (9.20)
Receiving TDs	--
Longest Kickoff Return	53, at MSU (9.20)
Kickoff Return Yards	147, at MSU (9.20)
Kickoff Returns	5, at MSU (9.20)
Longest Punt Return	22, San Diego State (9.6)
Punt Return Yards	35, San Diego State (9.6)
Punt Returns	3, at MSU (9.20)
Most All-Purpose Yards	198, at MSU (9.20)

**Career**

Carries	16, twice
Rushing Yards	91, vs. Navy (11.3.07)
Longest Rush	15, vs. Navy (11.3.07)
Rushing TDs	--
Receptions	6, at Penn State (9.8.07)
Receiving Yards	38, at Penn State (9.8.07)
Longest Reception	16, vs. Navy (11.3.07)
Receiving TDs	1, vs. Air Force (11.10.07)
Longest Kickoff Return	53, at MSU (9.20.08)
Kickoff Return Yards	147, at MSU (9.20.08)
Kickoff Returns	5, twice
Longest Punt Return	22, San Diego State (9.6.08)
Punt Return Yards	35, San Diego State (9.6.08)
Punt Returns	3, at MSU (9.20.08)
Most All-Purpose Yards	226, vs. Navy (11.3.07)

**MIKE ANELLO**

<b>Season/Career</b>	
Tackles	4, San Diego State (9.6)
Forced Fumble	1, Michigan (9.13)
Fumble Recovery	1, Michigan (9.13)

**SERGIO BROWN**

<b>Season/Career</b>	
Tackles	6, San Diego State (9.6)
TFL	1.0, San Diego State (9.6)
PBUs	2, San Diego State (9.6)
QB Hurries	1, San Diego State (9.6)
Blocked Punt	1, San Diego State (9.6)
Fumble Recovery	1, Michigan (9.13)

**JUSTIN BROWN**

<b>Season</b>	
Tackles	4, Michigan (9.13)
TFL	2.0, Michigan (9.13)
PBUs	--
Sacks	--
<b>Career</b>	
Tackles	8, at Michigan (9.15.07)
TFL	9, Michigan (9.13.08)
PBUs	1, vs. UNC (11.4.06)
Sacks	1.0, vs. Navy (10.28.06)

**DAVID BRUTON**

<b>Season</b>	
Tackles	15, Michigan (9.13)
TFL	1.5, Michigan (9.13)
Sacks	--
PBUs	1, San Diego State (9.6)
Fumble Recovery	1, San Diego State (9.6)
Forced Fumbles	1, twice
Interceptions	1, Michigan (9.13)
Longest INT Return	39, Michigan (9.13)
Blocked Punt	--

**Career**

Tackles	15, twice
TFL	2.0, vs. Ga. Tech (9.1.07)
Sacks	1.0, vs. Ga. Tech (9.1.07)
PBUs	1, three times
Fumble Recovery	1, twice
Forced Fumbles	1, three times
Interceptions	1, four times
Longest INT Return	39, Michigan (9.13.08)
Blocked Punt	1, vs. USC (10.20.07)

**JIMMY CLAUSEN**

<b>Season</b>	
Carries	5, at MSU (9.20)
Rushing Yards	5, Michigan (9.13)
Longest Rush	4, twice
Pass Attempts	41, at MSU (9.20)
Pass Completions	24, at MSU (9.20)
Passing Yards	242, at MSU (9.20)
Longest Completion	60, Michigan (9.13)
Passing TDs	3, San Diego State (9.6)
Rushing TDs	--
Interceptions	2, three times

**Career**

Carries	10, twice
Rushing Yards	12, vs. Duke (11.17.07)
Longest Rush	11, vs. Duke (11.17.07)
Pass Attempts	41, at MSU (9.20.08)
Pass Completions	24, at MSU (9.20.08)
Passing Yards	246, vs. Air Force (11.10.07)
Longest Completion	60, Michigan (9.13.08)
Passing TDs	3, three times
Rushing TDs	1, twice
Interceptions	2, four times

**MAURICE CRUM, JR.**

<b>Season</b>	
Tackles	8, at MSU (9.20)
TFL	1.0, twice
QB Hurries	--
Sacks	1.0, San Diego State (9.6)
Interceptions	--
PBUs	--
Interceptions	--
Forced Fumbles	--
Fumble Recoveries	--
Longest INT Return	--
Longest Fumble Return	--
Fumble Return TD	--

**Career**

Tackles	16, vs. Michigan State (9.22.07)
TFL	3.0, twice
QB Hurries	1, five times
Sacks	1.0, six times
Interceptions	2, at UCLA (10.6.07)
PBUs	2, at UCLA (10.6.07)
Interceptions	2, at UCLA (10.6.07)
Forced Fumbles	2, at UCLA (10.6.07)
Fumble Recoveries	2, at UCLA (10.6.07)
Longest INT Return	33, at UCLA (10.6.07)
Longest Fumble Return	34, at UCLA (10.6.07)
Fumble Return TD	34, at UCLA (10.6.07)

**MICHAEL FLOYD**

<b>Season/Career</b>	
Receptions	7, at MSU (9.20)
Receiving Yards	86, at MSU (9.20)
Longest Reception	26, at MSU (9.20)
Receiving TDs	1, twice

**DAVID GRIMES**

<b>Season</b>	
Receptions	5, San Diego State (9.6)
Receiving Yards	35, San Diego State (9.6)
Longest Reception	16, San Diego State (9.6)
Receiving TDs	1, San Diego State (9.6)
Longest Kickoff Return	--
Kickoff Return Yards	--
Kickoff Returns	--
Punt Return Yards	--
Punt Returns	--
Longest Punt Return	--

**Career**

Receptions	8, vs. UCLA (10.21.06)
Receiving Yards	79, vs. UCLA (10.21.06)
Longest Reception	36, vs. Navy (10.28.06)
Receiving TDs	1, five times
Longest Kickoff Return	50, vs. UNC (11.4.06)
Kickoff Return Yards	145, vs. Michigan (9.16.06)
Kickoff Returns	6, vs. Michigan (9.16.06)
Punt Return Yards	17, vs. Navy (11.12.05)
Punt Returns	1, vs. Navy (11.12.05)
Longest Punt Return	17, vs. Navy (11.12.05)

**Notre Dame Player  
Career Highs**

**RAY HERRING****Season**

Tackles	--
PBUs	--
Fumble Recovery	--
QB Hurries	1, Michigan (9.13)

**Career**

Tackles	9, vs. Stanford (10.7.06)
PBUs	1, vs. Purdue (9.30.06)
Fumble Recovery	1, vs. Army (11.18.06)
QB Hurries	1, Michigan (9.13.08)

**ROBERT HUGHES****Season**

Carries	19, Michigan (9.13)
Rushing Yards	79, Michigan (9.13)
Longest Rush	18, Michigan (9.13)
Rushing TDs	2, Michigan (9.13)
Longest Kickoff Return	--
Kickoff Return Yards	--
Kickoff Returns	--
Receptions	3, San Diego State (9.6)
Receiving Yards	32, San Diego State (9.6)
Longest Reception	14, San Diego State (9.6)

**Career**

Carries	19, Michigan (9.13.08)
Rushing Yards	136, at Stanford (11.24.07)
Longest Rush	45, at Stanford (11.24.07)
Rushing TDs	2, Michigan (9.13.08)
Longest Kickoff Return	15, Michigan State (9.22.07)
Kickoff Return Yards	15, Michigan State (9.22.07)
Kickoff Returns	2, vs. Ga. Tech (9.1.07)
Receptions	3, San Diego State (9.6.08)
Receiving Yards	32, San Diego State (9.6.08)
Longest Reception	14, San Diego State (9.6.08)

**DUVAL KAMARA****Season**

Receptions	1, twice
Receiving Yards	28, San Diego State (9.6)
Longest Reception	28, San Diego State (9.6)
Receiving TDs	1, Michigan (9.13)

**Career**

Receptions	6, twice
Receiving Yards	93, at Stanford (11.24.07)
Longest Reception	35, at Stanford (11.24.07)
Receiving TDs	2, vs. Navy (11.3)

**PAT KUNTZ****Season**

Tackles	2, twice
TFL	1.0, Michigan (9.13)
Sacks	--
Fumble Recoveries	--
PBUs	--

**Career**

Tackles	8, twice
TFL	1.0, three times
Sacks	0.5, at Air Force (11.11.06)
Fumble Recoveries	1, at Navy (10.28.06)
PBUs	2, three times

**TERRAIL LAMBERT****Season**

Tackles	8, at MSU (9.20)
TFL	--
Interceptions	--
Longest INT Return	--
PBUs	2, San Diego State (9.6)
Fumble Recoveries	--
Fumbles Forced	--

**Career**

Tackles	11, vs. Purdue (9.30.06)
TFL	1.0, vs. Purdue (9.30.06)
Interceptions	2, at MSU (9.23.06)
Longest INT Return	27, at MSU (9.23.06)
PBUs	2, San Diego State (9.6.08)
Fumble Recoveries	1, at Air Force (11.11.06)
Fumbles Forced	1, vs. Purdue (9.30.06)

**ERIC MAUST****Season**

Punts	6, Michigan (9.13)
Punt Yards	263, Michigan (9.13)
Punt Average (min. 3)	43.8, Michigan (9.13)
Long Punt	52, Michigan (9.13)
50+ Punts	2, Michigan (9.13)
Inside 20	2, three times

**Career**

Punts	6, Michigan (9.13.08)
Punt Yards	263, Michigan (9.13.08)
Punt Average	44.0, at Purdue (9.29.07)
Long Punt	53, Air Force (11.10.07)
50+ Punts	2, Michigan (9.13.08)
Inside 20	3, at Stanford (11.24.08)

**KYLE MCCARTHY****Season**

Tackles	14, San Diego State (9.6)
TFL	0.5, San Diego State (9.6)

**Career**

Tackles	14, San Diego State (9.6.08)
TFL	0.5, San Diego State (9.6.08)
Forced Fumbles	1, Duke (11.17.07)
PBUs	1, Duke (11.17.07)
Interceptions	1, at Purdue (9.29.07)
Longest INT Return	0, at Purdue (9.29.07)

**KERRY NEAL****Season**

Tackles	3, twice
QB Hurries	1, San Diego State (9.6)
TFL	0.5, twice
Sacks	--
Fumble Recovery	--
Longest Fumble Return	--
Interceptions	1, San Diego State (9.6)
Longest INT Return	2, San Diego State (9.6)

**Career**

Tackles	3, seven times
QB Hurries	1, twice
TFL	1.0, twice
Sacks	1.0, twice
Fumble Recovery	1, twice
Longest Fumble Return	11, at UCLA (10.6.07)
Interceptions	1, San Diego State (9.6.08)
Longest INT Return	2, San Diego State (9.6.08)

**ROBBY PARRIS****Season**

Receptions	4, at MSU (9.20)
Receiving Yards	22, at MSU (9.20)
Longest Reception	12, at MSU (9.20)
Receiving TDs	--

**Career**

Receptions	7, at Purdue (9.29.07)
Receiving Yards	94, vs. Boston College (10.13.07)
Longest Reception	35, at Penn State (9.8.07)
Receiving TDs	1, vs. Boston College (10.13.07)

**KYLE RUDOLPH****Season/Career**

Receptions	2, at MSU (9.20)
Receiving Yards	29, at MSU (9.20)
Longest Reception	18, at MSU (9.20)

**JOHN RYAN****Season**

Tackles	1, twice
TFLs	--
PBUs	2, San Diego State (9.6)
Sacks	--
QB Hurries	1, San Diego State (9.6)
Fumble Recovery	1, at MSU (9.20)

**Career**

Tackles	7, at Michigan (9.15.07)
TFLs	2.0, at Purdue (9.29.07)
PBUs	2, San Diego State (9.6.08)
Sacks	1.0, twice
QB Hurries	1, three times
Fumble Recovery	1, at MSU (9.20.08)

**ASAPH SCHWAPP****Season**

Carries	--
Rushing Yards	--
Receptions	--
Receiving Yards	--
Longest Reception	--

**Career**

Carries	8, vs. BYU (10.22.05)
Rushing Yards	27, vs. BYU (10.22.05)
Receptions	2, twice
Receiving Yards	22, vs. Boston College (10.13.07)
Longest Reception	15, vs. Boston College (10.13.07)

**EVAN SHARPLEY****Season**

Carries	--
Rushing Yards	--
Longest Rush	--
Pass Attempts	--
Pass Completions	--
Passing Yards	--
Longest Completion	--
Passing TDs	--

**Career**

Carries	10, twice
Rushing Yards	3, vs. Navy (11.3.07)
Longest Rush	13, vs. Navy (11.3.07)
Pass Attempts	33, vs. USC (10.20.07)
Pass Completions	17, twice
Passing Yards	208, at Purdue (9.29.07)
Longest Completion	43, at Purdue (9.29.07)
Passing TDs	2, twice

**Notre Dame Player  
Career Highs**

**BRIAN SMITH**

<b>Season</b>	
Tackles	10, at MSU (9.20)
QB Hurries	1, San Diego State (9.6)
TFL	1.0, twice
Sacks	--
Interceptions	--
Longest INT Return	--
INT Return TD	--
Forced Fumbles	1, at MSU (9.20)
Fumble Recoveries	2, Michigan (9.13)
PBUs	1, Michigan (9.13)
Longest Fumble Return	35, Michigan (9.13)
Fumble Return TD	1, Michigan (9.13)

**Career**

Tackles	10, at MSU (9.20.08)
QB Hurries	1, three times
TFL	1.0, four times
Sacks	1.0, at UCLA (10.6.07)
Interceptions	1, vs. Boston College (10.13.07)
Longest INT Return	25, vs. Boston College (10.13.07)
INT Return TD	25, vs. Boston College (10.13.07)
Forced Fumbles	1, at MSU (9.20.08)
Fumble Recoveries	2, Michigan (9.13.08)
PBUs	1, Michigan (9.13.08)
Longest Fumble Return	35, Michigan (9.13.08)
Fumble Return TD	1, Michigan (9.13.08)

**HARRISON SMITH**

<b>Season/Career</b>	
Tackles	6, at MSU (9.20)
TFL	1.0, twice

**GOLDEN TATE**

<b>Season</b>	
Carries	1, at MSU (9.20)
Rushing Yards	24, at MSU (9.20)
Longest Rush	24, at MSU (9.20)
Receptions	6, San Diego State (9.6)
Receiving Yards	127, Michigan (9.13)
Longest Reception	60, Michigan (9.13)
Receiving TDs	1, twice
Longest Kickoff Return	28, San Diego State (9.6)
Kickoff Return Yards	57, Michigan (9.13)
Kickoff Returns	3, Michigan (9.13)
Most All-Purpose Yards	185, Michigan (9.13)

**Career**

Carries	1, twice
Rushing Yards	24, at MSU (9.20.08)
Longest Rush	24, at MSU (9.20.08)
Receptions	6, San Diego State (9.6.08)
Receiving Yards	127, Michigan (9.13.08)
Longest Reception	60, Michigan (9.13.08)
Receiving TDs	1, three times
Longest Kickoff Return	40, at Michigan (9.15.07)
Kickoff Return Yards	133, at Michigan (9.15.07)
Kickoff Returns	5, at Michigan (9.15.07)
Most All-Purpose Yards	185, Michigan (9.13.08)

**BRANDON WALKER**

<b>Career</b>	
Field Goals	2, at UCLA (10.6.07)
Longest FG	48, at UCLA (10.6.07)

**GEORGE WEST**

<b>Season</b>	
Carries	--
Rushing Yards	--
Rushing TDs	--
Receptions	--
Receiving Yards	--
Longest Reception	--
Longest Kickoff Return	--
Kickoff Return Yards	--
Kickoff Returns	--
Punt Return Yards	3, Michigan (9.13)
Punt Returns	1, Michigan (9.13)
Longest Punt Return	3, Michigan (9.13)
Most All-Purpose Yards	3, Michigan (9.13)

**Career**

Carries	1, vs. Purdue (9.30.06)
Rushing Yards	11, vs. Purdue (9.30.06)
Rushing TDs	1, vs. Purdue (9.30.06)
Receptions	4, twice
Receiving Yards	37, at Purdue (9.29.07)
Longest Reception	20, vs. Ga. Tech (9.1.07)
Longest Kickoff Return	33, at Ga. Tech (9.2.06)
Kickoff Return Yards	71, at MSU (9.23.06)
Kickoff Returns	3, at MSU (9.23.06)
Punt Return Yards	15, vs. UNC (11.4.06)
Punt Returns	2, vs. UNC (11.4.06)
Longest Punt Return	10, vs. UNC (11.4.06)
Most All-Purpose Yards	46, vs. Duke (11.17.07)

**IAN WILLIAMS**

<b>Season</b>	
Tackles	6, at MSU (9.20)
TFL	--

**Career**

Tackles	11, vs. Navy (11.3.07)
TFL	1.0, vs. Air Force (11.10.07)

**WILL YEATMAN**

<b>Season</b>	
Receptions	1, twice
Receiving Yards	4, San Diego State (9.6)
Longest Reception	4, San Diego State (9.6)

**Career**

Receptions	3, vs. USC (10.20.07)
Receiving Yards	14, vs. USC (10.20.07)
Longest Reception	10, vs. Ga. Tech (9.1.07)

**The  
Last Time**

**NOTRE DAME****RUSHING**

Had 400 or more yards: .....at Boston College, 1996 (426)  
 Had 300 or more yards: .....at Stanford, 2003 (320)  
 Had 70 or more rushing attempts: .....vs. Michigan State, 1991 (76)  
 Had 60 or more rushing attempts: .....vs. Navy, 2007 (63)  
 Had 50 or more rushing attempts: .....at Stanford, 2005 (50)  
 Had six or more rush TDs: .....vs. Navy, 1996 (6)  
 Had five or more rush TDs: .....at USC, 2000 (5)  
 Had four or more rush TDs: .....vs. Navy, 2007 (4)  
 Had two players with 100 rush yards in a game: .....vs. Stanford, 2002  
 .....(Rashon Powers-Neal 108, Ryan Grant 103)

**PASSING**

Had 500 or more yards: .....at USC, 1970 (526)  
 Had 400 or more yards: .....at Stanford, 2003 (432)  
 Had 300 or more yards: .....at Purdue, 2007 (377)  
 Had 40 or more pass attempts: .....at MSU, 2008 (41)  
 Had 30-39 pass attempts: .....vs. San Diego State, 2008 (34)  
 Had 25-29 pass completions: .....vs. UCLA, 2006 (27)  
 Had 20-24 pass completions: .....at MSU, 2008 (24)  
 Had six passing TDs: .....vs. BYU, 2005 (6)  
 Had five passing TDs: .....at Michigan State, 2006 (5)  
 Had four passing TDs: .....at Air Force, 2006 (4)  
 Had three passing TDs: .....vs. San Diego State, 2008 (3)  
 Had five passes intercepted: .....vs. USC, 1967 (7)  
 Had four passes intercepted: .....at Purdue, 2003 (4)  
 Had three passes intercepted: .....vs. Michigan, 2006 (3)

**RECEIVING**

Had two players with 100 receiving yards in a game:  
 .....at Michigan State, 2006 (John Carlson - 121, Jeff Samardzija - 113)  
 Had a player with over 150 receiving yards in a game:  
 .....vs. North Carolina, 2006 (Jeff Samardzija - 177)  
 Had two players with 10 catches in a game:  
 .....vs. BYU, 2005 (Maurice Stovall - 14, Jeff Samardzija - 10)

**COMBINATION OFFENSE**

Had a 200-yard passer and 100-yard rusher in a game:  
 .....vs. Army, 2006 (Brady Quinn - 218, Darius Walker - 162)  
 Had a 100-yard receiver and 100-yard rusher in a game:  
 ....at Air Force, 2006 (Jeff Samardzija - 106 rec, Darius Walker - 153 rush)

**TOTAL OFFENSE**

Had 600 or more yards total offense: .....at Stanford, 2005 (663)  
 Had 500-599 yards total offense: .....vs. Navy, 2005 (505)  
 Had 400-499 yards total offense: .....vs. Duke, 2007 (414)  
 Had 85 or more plays total offense: .....vs. Navy, 2007 (90)  
 Had 75-84 plays total offense: .....vs. Duke, 2007 (80)

**SCORING**

Scored 60 or more points: .....vs. Rutgers, 1996 (62)  
 Scored 50-59 points: .....at Stanford, 2003 (57)  
 Scored 40-49 points: .....vs. Navy, 2007 (44)  
 Scored 30-39 points: .....Michigan, 2008 (35)  
 Allowed 60 or more points: .....Never  
 Allowed 50-59 points: .....at Miami (Fla.), 1985 (58)  
 Allowed 40-49 points: .....vs. Air Force, 2007 (41)  
 Allowed 30-39 points: .....USC, 2007 (38)  
 Was held scoreless: .....USC, 2007 (38-0)  
 Was held scoreless at home: .....USC, 2007 (38-0)  
 Was held scoreless on the road: .....at Michigan, 2007 (38-0)  
 Was held without offensive touchdown: .....at Michigan, 2007 (38-0)  
 Held opponent scoreless: .....vs. Rutgers, 2002 (42-0)  
 Held opponent scoreless at home: .....vs. Rutgers, 2002 (42-0)  
 Held opponent scoreless on the road: .....at Purdue, 1993 (17-0)  
 Held opponent without offensive touchdown:  
 .....at UCLA, 2007 (20-6)

Held opponent scoreless at neutral site:  
 .....vs. Maryland (Giants Stadium - East Rutherford, NJ), 2002 (22-0)

Held two opponents scoreless in a season:  
 .....2002 vs. Maryland (22-0) vs. Rutgers (42-0)

Held three opponents scoreless in a season:  
 .....1976 vs. Purdue (23-0) at Northwestern (49-0), vs. Oregon (41-0)

Held four opponents scoreless in a season:  
 .....1966 vs. Army (35-0) vs. North Carolina (32-0), at Oklahoma (38-0),  
 .....vs. Pittsburgh (40-0) vs. Duke (64-0), at USC (51-0)

Held five opponents scoreless in a season:  
 .....1966 vs. Army (35-0) vs. North Carolina (32-0), at Oklahoma (38-0),  
 .....vs. Pittsburgh (40-0) vs. Duke (64-0), at USC (51-0)

Held six opponents scoreless in a season:  
 .....1966 vs. Army (35-0) vs. North Carolina (32-0), at Oklahoma (38-0),  
 .....vs. Pittsburgh (40-0) vs. Duke (64-0), at USC (51-0)

Had multiple players with multiple TDs in a game:  
 .....vs. Navy, 2007 (Travis Thomas - 3, Duval Kamara - 2)

**TURNOVERS**

Did not commit a turnover: .....at UCLA, 2007  
 Committed six or more turnovers: .....vs. Navy, 1984 (6)  
 Committed five turnovers: .....vs. Michigan, 2006 (5)  
 Committed four fumbles lost: .....vs. Michigan State, 1999 (4)  
 Committed three fumbles lost: .....at Stanford, 2007 (3)  
 Recorded six or more takeaways: .....Michigan, 2008 (6)  
 Recorded five takeaways: .....vs. Washington, 2004 (5)  
 Returned two or more interceptions for TDs: .....vs. Stanford, 2002 (2)  
 .....(Shane Walton - 18 yards, Courtney Watson - 34 yards)  
 Returned an interception for a TD: .....Boston College, 2007 (1)  
 .....(Brian Smith - 25 yards)  
 Returned a fumble for a TD: .....Michigan, 2008 (1)  
 .....(Brian Smith - 35 yards)

**DEFENSE**

Held opponent 50 or fewer rushing yards: .....vs. North Carolina, 2006 (31)  
 Held opponent to 100 or fewer passing yards: .....vs. Army, 2006 (92)  
 Held opponent to 201-300 yards total offense:  
 .....vs. Duke, 2007 (232)  
 Held opponent to 200 or fewer yards total offense: .....vs. Army, 2006 (150)  
 Intercepted five or more passes: .....vs. Purdue, 1988 (5)  
 Intercepted four passes: .....at UCLA, 2007 (4)  
 Intercepted three passes: .....at Michigan State, 2004 (3)  
 Scored a safety: .....at Stanford, 2003 (30)  
 Recorded nine or more sacks: .....vs. Rutgers, 1996 (9)  
 Recorded eight sacks: .....vs. Pittsburgh, 2003 (8)  
 Recorded seven sacks: .....at Stanford, 2005 (7)  
 Recorded six sacks: .....vs. Navy, 2004 (6)  
 Recorded five sacks: .....at UCLA, 2007 (5)  
 Held opponent to 10 or fewer first downs:  
 .....vs. North Carolina, 2006 (10)

**SPECIAL TEAMS**

Returned a punt for a TD: .....vs. North Carolina, 2006  
 .....(Tom Zbikowski, 52 yards)  
 Returned a blocked punt for a TD: .....at Boston College, 2003  
 .....(Carlos Campbell, 25 yards)  
 Returned a kickoff for a TD: .....vs. Navy, 2002  
 .....(Vontez Duff, 92 yards)  
 Returned a blocked FG for a TD .....at Air Force, 2006  
 .....(Terriail Lambert, 76 yards)  
 Blocked a punt: .....vs. San Diego State, 2008  
 .....(Sergio Brown)  
 Punted 10 or more times: .....USC, 2007 (10)  
 Did not punt: .....vs. Navy, 2007  
 Blocked a field goal: .....vs. Boston College, 2007

**The  
Last Time**

Had a field goal blocked: .....at Purdue, 2007  
 Blocked a PAT kick: .....vs. North Carolina, 2006 (2)  
 Scored on a blocked PAT attempt: .....vs. Texas, 1995  
 Missed a kicking PAT: .....at Purdue, 2007  
 Had a kicking PAT blocked: .....at Air Force, 2006 (2)  
 Had a punt blocked: .....vs. Michigan State, 2005

**MISCELLANEOUS**

Had 30 or more first downs: .....vs. Purdue, 2006 (33)  
 Had 20-29 first downs: .....vs. San Diego State, 2008 (20)  
 Was not penalized: .....at LSU, 1997  
 Had 10 or more penalties: .....vs. Duke, 2007 (11)  
 Had 120 or more yards in penalties: .....at Rutgers, 2000 (120)  
 Had 35 minutes or more of possession time: .....vs. Duke, 2007 (35:35)  
 Was involved in a tie game: .....at USC, 1994 (17-17)  
 Was involved in an overtime game: .....vs. Navy, 2007 (L, 44-46)

**A NOTRE DAME PLAYER**

**RUSHING**

Rushed for 300 or more yards: .....Never  
 Rushed for 250-299 yards: .....Julius Jones at Pittsburgh, 2003 (262)  
 Rushed for 200-249 yards: .....Julius Jones at Stanford, 2003 (218)  
 Rushed for 175-199 yards: .....Darius Walker at Stanford, 2005 (186)  
 Rushed for 150-174 yards: .....Darius Walker vs. Army, 2006 (162)  
 Rushed for 125-149 yards: .....Robert Hughes at Stanford, 2007 (136)  
 Rushed for 100-124 yards: .....Robert Hughes vs. Duke, 2007 (110)  
 Quarterback rushed for 100 or more yards: .....Carlyle Holiday  
 .....at Boston College, 2001 (109)  
 Rushed 40 or more times: .....Allen Pinkett at LSU, 1984 (40)  
 Rushed 35-39 times: .....Julius Jones, vs. BYU, 2003 (35)  
 Rushed 30-34 times: .....James Aldridge vs. Navy, 2007 (32)  
 Rushed 25-29 times: .....Darius Walker vs. Stanford, 2006 (25)  
 Rushed for four or more TDs: .....Emmett Mosley vs. Navy, 1994 (4)  
 Rushed for three TDs: .....Travis Thomas vs. Navy, 2007 (3)  
 Rushed for two TDs: .....Robert Hughes, Michigan, 2008 (2)  
 Had a run of 80 yards or more:  
 .....Terrance Howard at West Virginia, 2000 (80)  
 Had a run of 70-79 yards: .....Arnaz Battle vs. Kansas, 1999 (74)  
 Had a run of 60-69 yards: .....Brady Quinn vs. USC, 2006 (60)  
 Had a run of 50-59 yards: .....Carlyle Holiday at Air Force, 2002 (53)

**PASSING**

Passed for 500 or more yards: .....Joe Theismann at USC, 1970 (526)  
 Passed for 400-499 yards: .....Brady Quinn at Stanford, 2005 (432)  
 Passed for 300-399 yards: .....Brady Quinn vs. North Carolina, 2006 (346)  
 Attempted 50 or more passes: Brady Quinn vs. Michigan State, 2005 (60)  
 Attempted 40-49 passes: .....Jimmy Clausen at MSU, 2008 (41)  
 Attempted 30-39 passes: .....Jimmy Clausen vs. San Diego State, 2008 (34)  
 Completed 30 or more passes: .....Brady Quinn vs. BYU, 2005 (32)  
 Completed 20-29 passes: .....Jimmy Clausen at MSU, 2008 (24)  
 Threw five or more TDs: .....Brady Quinn at Michigan State, 2006 (5)  
 Threw four TDs: .....Brady Quinn at Air Force, 2006 (4)  
 Threw three TDs .....Jimmy Clausen vs. San Diego State, 2008 (3)  
 Threw five or more interceptions: .....Before 1975  
 Threw four interceptions: .....Brady Quinn at Purdue, 2003 (4)  
 Threw three interceptions: .....Brady Quinn vs. Michigan, 2006 (3)  
 Completed a pass of 80 yards or more:  
 .....Brady Quinn at Stanford, 2005 (80)  
 Completed a pass of 70-79 yards: ..Brady Quinn vs. Tennessee, 2005 (73)  
 Completed a pass of 60-69 yards:  
 .....Jimmy Clausen vs. Michigan, 2008 (60)  
 Completed a pass of 50-59 yards: ....Brady Quinn at Air Force, 2006 (51)

**RECEIVING**

Caught 15 or more passes: .....Never  
 Caught 10-14 passes: .....Rhema McKnight vs. Purdue, 2006 (10)  
 Caught seven to nine passes: .....Michael Floyd at MSU, 2008 (7)  
 Had 200 or more yards receiving: .....Maurice Stovall vs. BYU, 2005 (207)  
 Had 175-199 yards receiving: ..Jeff Samardzija vs. North Carolina, 2006 (177)  
 Had 150-174 yards receiving: .....Jeff Samardzija vs. BYU, 2005 (152)

Had 100-149 yards receiving: .....Golden Tate vs. Michigan, 2008 (127)  
 Caught four or more TDs: .....Maurice Stovall vs. BYU, 2005 (4)  
 Caught three TDs: .....Maurice Stovall vs. Navy, 2005 (3)  
 Caught two TDs: .....Duval Kamara vs. Navy, 2007 (2)

**TOTAL OFFENSE**

Had 500 or more yards total offense: .....Joe Theismann at USC, 1970 (512)  
 Had 400-499 yards total offense: .....Brady Quinn vs. BYU, 2005 (457)  
 Had 100 yards both passing and rushing:  
 .....Jarious Jackson vs. Oklahoma, 1999 (276 passing, 107 rushing)

**SCORING**

Accounted for four or more touchdowns:  
 .....Brady Quinn at Air Force, 2006 (4 passing)

Accounted for three touchdowns:

.....Jimmy Clausen vs. San Diego State, 2008 (3 passing)

**DEFENSE**

Intercepted three or more passes: ..Shane Walton vs. Maryland, 2002 (3)  
 Intercepted two passes: .....Maurice Crum, Jr. at UCLA, 2007 (2)  
 Recovered three or more fumbles: .....Never  
 Forced two fumbles: .....Maurice Crum, Jr. at UCLA, 2007 (2)  
 Recovered two fumbles: .....Brian Smith vs. Michigan, 2008 (2)  
 Recorded 15 or more tackles: .....David Bruton vs. Michigan, 2008 (15)  
 Recorded 10-14 tackles: ....Kyle McCarthy vs. San Diego State, 2008 (14)

**SPECIAL TEAMS**

Scored 15 or more points kicking: .....D.J. Fitzpatrick vs. BYU, 2003 (15)  
 Scored 10-14 points kicking: .....Carl Gioia vs. PSU, 2006 (11)  
 Kicked five or more field goals:  
 .....Nicholas Setta vs. Washington State, 2003 (5)  
 Kicked four field goals: .....D.J. Fitzpatrick vs. BYU, 2003 (4)  
 Kicked two field goals of 50 or more yards: .....Never  
 Kicked a field goal of 50 or more yards: .....Nicholas Setta  
 .....vs. Maryland, 2002 (51)  
 Kicked a punt 70 or more yards: .....Jim Yoder vs. Texas, 1971 (71)  
 Kicked a punt 60-69 yards: .....Geoffrey Price vs. PSU, 2006 (62)  
 Punted 10 or more times: .....Geoff Price vs. USC, 2007 (10)  
 Totaled 175 or more kickoff return yards:  
 .....Raghib Ismail at Michigan, 1989 (192)

Totaled 100 or more punt return yards:

.....Tom Zbikowski vs. Tennessee, 2005 (118)

**AN OPPOSING TEAM**

**RUSHING**

Had 400 or more yards: .....Pittsburgh, 1975 (411)  
 Had 300-399 yards: .....Stanford, 1997 (322)  
 Had 200-299 yards: .....Michigan State, 2008 (203)  
 Had 50 or more rushing attempts: .....Air Force, 2007 (63)  
 Had five or more rush TDs: .....USC, 2005 (5)  
 Had four rush TDs: .....Navy, 2007 (4)  
 Had two or more players with 100 rush yards in a game: Stanford, 1997  
 .....(Anthony Bookman - 142, Mike Mitchell - 135)

**PASSING**

Had 400 or more yards: .....Washington, 2005 (408)  
 Had 300-399 yards: .....LSU, 2007 Sugar Bowl (332)  
 Had 60 or more pass attempts: .....Tennessee, 1990 (60)  
 Had 50-59 pass attempts: .....San Diego State, 2008 (59)  
 Had 40-49 pass attempts: .....Boston College, 2007 (49)  
 Had 30 or more completions: .....Boston College, 2007 (32)  
 Had five or more passing TDs: .....USC, 2004 (5)  
 Had four passing TDs: .....USC, 2007 (4)  
 Had three passing TDs: .....Michigan, 2007 (3)

**RECEIVING**

Had two players with 100 receiving yards in a game: .....USC, 2003  
 .....(Mike Williams 112, Keary Colbert 120)

**The  
Last Time**

**TOTAL OFFENSE**

Had 600 or more yards total offense: .....Ohio State, 2006 Fiesta Bowl (617)  
 Had 500-599 yards total offense: .....LSU, 2007 Sugar Bowl (577)  
 Had 400-499 yards total offense: .....Air Force, 2007 (405)  
 Had 80 or more plays: .....Boston College, 2007 (83)  
 Had 75-79 plays: .....Stanford, 2007 (77)

**SCORING**

Scored 60 or more points: .....Never  
 Scored 50-59 points: .....Miami (Fla.), 1985 (58)  
 Scored 40-49 points: .....Air Force, 2007 (41)  
 Scored 30-39 points: .....USC, 2007 (38)  
 Scored a two-point conversion: .....Navy, 2007

**TURNOVERS**

Did not commit a turnover: .....Georgia Tech, 2007  
 Had three or more fumbles lost: .....Michigan, 2008 (4)  
 Intercepted five or more passes: .....USC, 1967 (7)  
 Intercepted four passes: .....Purdue, 2003 (4)  
 Intercepted three passes: .....Michigan, 2006 (3)  
 Returned an interception for a TD: .....Michigan, 2006  
 .....(Preston Burgess - 31 yards)  
 Returned a fumble for a TD: .....Air Force, 2007  
 .....(John Rabold - 19 yards)

**DEFENSE**

Held ND to 10 or fewer first downs: .....USC, 2007 (10)  
 Scored a safety: .....LSU, 1998  
 Held ND to 50 or fewer rushing yards: .....Michigan State, 2008 (16)  
 Held ND to 101-200 passing yards: .....Michigan, 2008 (147)  
 Held ND to 100 or fewer passing yards: .....UCLA, 2007 (94)  
 Held ND to 201-300 yards total offense: .....Michigan, 2008 (260)  
 Held ND to 200 or fewer yards total offense: .....USC, 2007 (165)

**SPECIAL TEAMS**

Returned a punt for a TD: Penn State, 2007 (Derrick Williams - 78 yards)  
 Returned a blocked punt for a TD: .....Michigan State, 2004  
 .....(Jerramy Scott - 0 yards)  
 Returned a kickoff for a TD: .....USC, 2006 (Brian Cushing - 42 yards)  
 Punted 10 or more times: .....Rutgers, 2002 (10)  
 Did not punt: .....Miami (Fla.), 1985  
 Missed a kicking PAT: .....San Diego State, 2008

**MISCELLANEOUS**

Had 30 or more first downs: .....LSU, 2007 Sugar Bowl (31)  
 Had 20-29 first downs: .....Air Force, 2007 (23)  
 Had 10 or more penalties: .....Boston College, 2007 (15)  
 Had 100 or more yards in penalties: .....San Diego State, 2008 (100)  
 Had 35 minutes or more of possession time: Boston College, 2007 (39:03)  
 Had one 100-yard receiver and one 100-yard rusher: .....USC, 2006  
 .....(C.J. Cable, 107 rushing, Dwayne Jarrett, 132 receiving)

**AN OPPOSING PLAYER****RUSHING**

Rushed for 300 or more yards: .....Tony Dorsett, Pittsburgh, 1975 (303)  
 Rushed for 200-299 yards: .....Javon Ringer, Michigan State, 2008 (201)  
 Rushed for 150-199 yards: .....Mike Hart, Michigan, 2007 (187)  
 Rushed for 100-149 yards: .....Sam McGuffie, Michigan, 2008 (131)  
 Rushed 40 or more times: .....Craig Heyward, Pittsburgh, 1987 (42)  
 Rushed 30-39 times: .....Javon Ringer, Michigan State, 2008 (39)  
 Rushed 25-29 times: .....Sam McGuffie, Michigan, 2008 (25)  
 Rushed for five or more TDs: .....Walter Reyes, Syracuse, 2003 (5)  
 Rushed for four TDs: .....Walter Reyes, Syracuse, 2003 (5)  
 Rushed for three TDs: .....Reggie Bush, USC, 2005 (3)  
 Rushed for two TDs: .....Javon Ringer, Michigan State, 2008 (2)  
 Had a run of 80 yards or more: .....Sherman Lewis, Michigan State, 1963 (85)  
 Had a run of 70-79 yards: .....Walter Reyes, Syracuse, 2003 (71)  
 Had a run of 60-69 yards: .....Javon Ringer, Michigan State, 2008 (63)  
 Had a run of 50-59 yards: .....Joe McKnight, USC, 2007 (51)

**PASSING**

Passed for 500 or more yards: .....Never  
 Passed for 400-499 yards: .....Matt Leinart, USC, 2004 (400)  
 Passed for 300-399 yards: JaMarcus Russell, LSU, 2007 Sugar Bowl (332)  
 Attempted 60 or more passes: .....Andy Kelly, Tennessee, 1990 (60)  
 Attempted 50-59 passes: .....Ryan Lindley, San Diego State, 2008 (59)  
 Attempted 40-49 passes: .....Matt Ryan, Boston College, 2007 (49)  
 Completed 30 or more passes: .....Matt Ryan, Boston College, 2007 (32)  
 Completed 20-29 passes: .....Ryan Lindley, San Diego State, 2008 (59)  
 Threw five or more TDs: .....Matt Leinart, USC, 2004 (5)  
 Threw four TDs: .....Mark Sanchez, USC, 2007 (4)  
 Threw three TDs: .....Ryan Mallett, Michigan, 2007 (3)  
 Completed a pass of 90 yards or more: .....Kyle Orton, Purdue, 2004 (97)  
 Completed a pass of 80-89 yards: .....Curtis Painter, Purdue, 2006 (88)  
 Completed a pass of 70-79 yards: .....Joe Dailey, North Carolina, 2006 (72)  
 Completed a pass of 60-69 yards: .....Chad Henne, Michigan, 2006 (69)  
 Completed a pass of 50-59 yards: .....Anthony Morelli, Penn State (51)

**RECEIVING**

Caught 10 or more passes: ..Andre Callender, Boston College, 2007 (10)  
 Caught seven to nine passes: ..Matthew Kawulok, San Diego State, 2008 (9)  
 Had 200 or more yards receiving: .....Selwyn Lymon, Purdue, 2006 (238)  
 Had 150-199 yards receiving: Hakeem Nicks, North Carolina, 2006 (171)  
 Had 100-149 yards receiving: ..Early Doucet, LSU, 2007 Sugar Bowl (115)  
 Caught three or more TD passes: .....Dwayne Jarrett, USC, 2006 (3)  
 Caught two TD passes: .....Kellen Davis, Michigan State, 2007 (2)

**SCORING**

Accounted for five or more touchdowns: .....Matt Leinart, USC, 2004  
 .....(5 passing)

Accounted for four touchdowns: .....Matt Trannon, Michigan State, 2005  
 .....(3 receiving, 1 rushing)

Accounted for three touchdowns:

.....Shaun Carney, Air Force (1 rushing, 2 passing)

**DEFENSE**

Intercepted three or more passes: .....Rod Johnson, N.C. State, 2003 (3)  
 Intercepted two passes: .....Otis Wiley, Michigan State, 2008 (2)  
 Recorded three or more sacks: .....Bruce Davis, UCLA, 2007 (3.0)  
 Recorded two sacks: .....Brandon Long, Michigan State, 2008 (2)

**SPECIAL TEAMS**

Kicked four or more field goals: .....Garrett Rivas, Michigan, 2004 (4)  
 Kicked a field goal 50 or more yards: .....Matt Payne, BYU, 2004 (53)  
 Kicked a punt of 65 or more yards: .....Jared Armstrong, Purdue, 2006 (69)  
 Totaled 100 or more kick return yards: ..Karl Whittaker, Navy, 2005 (159)

The Charlie Weis  
Record Book

**TEAM RECORDS - OFFENSE**

**most points in a game**

49	BYU	10.22.05
49	at Purdue	10.1.05
45	North Carolina	11.4.06
44	Navy	11.3.07
42	Navy	11.12.05
42	at Pittsburgh	9.3.05
41	Penn State	9.9.06
41	Tennessee	11.5.05
41	Michigan State	9.17.05
41	Army	11.18.06

**most points in a half**

35 (1st)	at Pittsburgh	9.3.05
31 (1st)	North Carolina	11.4.06
28 (1st)	Michigan	9.13.08
28 (1st)	at Purdue	10.1.05
28 (2nd)	BYU	10.22.05
28 (1st)	Navy	11.12.05
28 (1st)	Purdue	9.30.06
27 (1st)	at Air Force	11.11.06
26 (2nd)	at Michigan State	9.23.06
24 (2nd)	at Washington	9.24.05
24 (2nd)	at Stanford	11.26.05

**most points in a quarter**

28 (2nd)	at Pittsburgh	9.3.05
21 (1st)	Michigan	9.13.08
21 (2nd)	Navy	11.12.05
21 (3rd)	BYU	10.22.05
21 (2nd)	at Purdue	10.1.05
20 (2nd)	Army	11.18.06
20 (4th)	Tennessee	11.5.05
20 (1st)	at Air Force	11.11.06
19 (4th)	at Michigan State	9.23.06
18 (4th)	at Stanford	11.26.05

**margin of victory**

32	Army	11.18.06
26	BYU	10.22.05
24	Syracuse	11.19.05
24	Penn State	9.9.06
24	vs. Navy	10.28.06
22	at Air Force	11.11.06
21	at Pittsburgh	9.3.05
21	at Purdue	10.1.05
21	Navy	11.12.05
21	Stanford	10.7.06
21	Duke	11.17.07

**fewest points in a game**

0	at Michigan	9.15.07
0	USC	10.20.07
3	Georgia Tech	9.1.07
7	at Michigan State	9.20.08
10	at Penn State	9.8.07
14	Boston College	10.13.07
14	Michigan State	9.22.07
14	at Georgia Tech	9.2.06
14	vs. LSU	1.3.07
17	at Michigan	9.10.05

**fewest points in a half**

0 (1st)	at Michigan State	9.20.08
0 (1st)	USC	10.20.07
0 (2nd)	USC	10.20.07
0 (1st)	Boston College	10.13.07
0 (1st)	at Purdue	9.29.07
0 (2nd)	Michigan State	9.22.07

0 (1st)	at Michigan	9.15.07
0 (2nd)	at Michigan	9.15.07
0 (1st)	Georgia Tech	9.1.07
0 (2nd)	vs. LSU	1.3.07

**most rushing yards in a game**

275	at Pittsburgh	9.3.05
235	Navy	11.3.07
233	at Washington	9.24.05
231	at Stanford	11.26.05
221	Army	11.18.06
221	Navy	11.12.05
220	Duke	11.17.07
204	Stanford	10.7.06
176	vs. Navy	10.28.06
176	at Air Force	11.11.06

**fewest rushing yards in a game**

-8	Georgia Tech	9.1.07
-6	at Michigan	9.15.07
0	at Penn State	9.8.07
4	Michigan	9.16.06
16	at Michigan State	9.20.08
27	Boston College	10.13.07
41	UCLA	10.21.06
44	BYU	10.22.05
46	at UCLA	10.6.07
47	at Michigan State	9.23.06

**most carries**

63	Navy	11.3.07
52	USC	11.15.05
50	at Stanford	11.26.05
50	at Purdue	10.1.05
50	at Pittsburgh	9.3.05
48	Duke	11.17.07
47	at Washington	9.24.05
44	at Michigan	9.10.05
43	Purdue	9.30.06
41	Georgia Tech	9.1.07

**highest average gain per rush (min. 20)**

6.5	at Air Force	11.11.06	27-176
6.3	Army	11.18.06	35-221
5.7	Navy	11.12.05	39-221
5.5	at Pittsburgh	9.3.05	50-275
5.2	Stanford	10.7.06	39-204
5.0	at Washington	9.24.05	47-233
4.8	vs. Navy	10.28.06	37-176
4.6	at Stanford	11.26.05	50-231
4.6	vs. LSU	1.3.07	31-143
4.6	vs. Duke	11.17.07	48-220

**most rushing TDs scored**

4	Navy	11.3.07
4	at Purdue	10.1.05
4	at Pittsburgh	9.3.05
3	at Stanford	11.24.07
3	vs Ohio State	1.2.06
3	at Washington	9.24.05
3	Purdue	9.30.06
3	Army	11.18.06
2	Michigan	9.13.08
2	Michigan State	9.22.07
2	Navy	11.12.05
2	at Stanford	11.26.05
2	USC	11.15.05
2	at Georgia Tech	9.2.06
2	vs. Navy	10.28.06

**most passes attempted**

60	Michigan State	9.17.05
52	at Purdue	9.29.07
49	Boston College	10.13.07
49	Michigan	9.16.06
45	UCLA	10.21.06
45	vs Ohio State	1.2.06
45	at USC	11.25.06
41	BYU	10.22.05
41	at Michigan State	9.20.08
40	Air Force	11.10.07

**most passes completed**

34	at Purdue	9.29.07
33	Michigan State	9.17.05
32	BYU	10.22.05
30	at Purdue	10.1.05
29	vs Ohio State	1.2.06
29	Purdue	9.30.06
27	UCLA	10.21.06
27	Stanford	10.7.06
25	at Stanford	11.26.05
25	Penn State	9.9.06
25	Michigan	9.16.06
25	at Washington	9.24.05

**highest completion percentage (min. 10 att.)**

78.0	BYU	10.22.05	32-41
76.9	at Purdue	10.1.05	30-39
76.3	Purdue	9.30.06	29-38
73.7	at Air Force	11.11.06	14-19
73.3	Army	11.18.06	22-30
72.0	vs. Navy	10.28.06	18-25
71.1	Stanford	10.7.06	27-38
71.0	Navy	11.12.05	22-31
69.4	Penn State	9.9.06	25-36
68.2	Georgia Tech	9.1.07	15-22

**most passing yards**

487	Michigan State	9.17.05
468	at Purdue	10.1.05
467	BYU	10.22.05
432	at Stanford	11.26.05
377	at Purdue	9.29.07
346	North Carolina	11.4.06
327	at Washington	9.24.05
319	at Michigan State	9.23.06
316	Purdue	9.30.06
304	UCLA	10.21.06

**most passing ypa (min. 10 att.)**

12.0	at Purdue	10.1.05	39-468
11.8	vs. Navy	10.28.06	25-295
11.4	BYU	10.22.05	41-467
11.4	at Stanford	11.26.05	38-432
10.9	at Air Force	11.11.06	19-207
9.4	North Carolina	11.4.06	37-346
9.2	Navy	11.12.05	31-284
8.9	Tennessee	11.5.05	33-295
8.9	at Michigan State	9.23.06	36-319
8.8	at Washington	9.24.05	37-327

**The Charlie Weis  
Record Book**

**most passing yards per comp. (min. 5 comp.)**

17.3	at Stanford	11.26.05	25-432
16.4	vs. Navy	10.28.06	18-295
15.9	at Michigan State	9.23.06	20-319
15.6	at Purdue	10.1.05	30-468
15.0	North Carolina	11.4.06	23-346
14.8	Michigan State	9.17.05	33-487
14.8	Tennessee	11.5.05	20-295
14.8	at Air Force	11.11.06	14-207
14.7	Michigan	9.13.08	10-147
14.6	BYU	10.22.05	32-467

**most touchdown passes**

6	BYU	10.22.05	
5	Michigan State	9.17.05	
5	at Michigan State	9.23.06	
4	at Air Force	11.11.06	
4	North Carolina	11.4.06	
4	Navy	11.12.05	
3	San Diego State	9.6.08	
3	Duke	11.17.07	
3	Air Force	11.10.07	
3	Army	11.18.06	
3	Tennessee	11.5.05	
3	at Stanford	11.26.05	
3	at Purdue	10.1.05	
3	Stanford	10.7.06	
3	Penn State	9.9.06	
3	Michigan	9.16.06	
3	vs. Navy	10.28.06	
3	at USC	11.25.06	
3	at Purdue	9.29.07	

**most passes had intercepted**

3	Michigan	9.16.06	
2	at Michigan State	9.20.08	
2	Michigan	9.13.08	
2	San Diego State	9.6.08	
2	Boston College	10.13.07	
2	at Stanford	11.26.05	
2	at Purdue	10.1.05	
2	vs. LSU	1.3.07	
2	at Michigan	9.15.07	
2	at Purdue	9.29.07	

**highest passing efficiency rating (min. 11 att.)**

234.7	at Air Force	11.11.06	
222.0	BYU	10.22.05	
210.7	vs. Navy	10.28.06	
192.9	at Purdue	10.1.05	
184.1	Navy	11.12.05	
176.8	at Stanford	11.26.05	
176.4	North Carolina	11.4.06	
170.3	at Michigan State	9.23.06	
165.7	Tennessee	11.5.05	
163.9	Penn State	9.9.06	

**most total offense plays**

98	Michigan State	9.17.05	38r,60p
90	Navy	11.3.07	63r,27p
89	at Purdue	10.1.05	50r,39p
88	at Stanford	11.26.05	50r,38p
87	USC	11.15.05	52r,35p
84	at Washington	9.24.05	47r,37p
81	Purdue	9.30.06	43r,38p
80	Duke	11.17.07	48r, 32p
80	UCLA	10.21.06	35r,45p
78	Air Force	11.10.07	38r,40p
78	at Georgia Tech	9.2.06	40r,38p
78	at Purdue	9.29.07	26r,52p

**most total offense yards gained**

663	at Stanford	11.26.05	231r,432p
621	at Purdue	10.1.05	153r,468p
594	Michigan State	9.17.05	107r,487p
560	at Washington	9.24.05	233r,327p
511	BYU	10.22.05	44r,467p
505	Navy	11.12.05	221r,284p
502	at Pittsburgh	9.3.05	275r,227p
471	vs. Navy	10.28.06	176r, 295p
454	Purdue	9.30.06	138r,316p
452	North Carolina	11.4.06	106r, 346p

**highest average gain per play**

8.3	at Air Force	11.11.06	46-383
8.0	BYU	10.22.05	64-511
7.6	vs. Navy	10.28.06	62-471
7.5	at Stanford	11.26.05	88-663
7.2	Navy	11.12.05	70-505
7.0	at Purdue	10.1.05	89-621
6.9	at Michigan State	9.23.06	53-366
6.8	Army	11.18.06	65-439
6.7	at Washington	9.24.05	84-560
6.5	at Pittsburgh	9.3.05	77-502

**most all-purpose yards gained**

794	at Stanford	11.26.05	
716	Michigan State	9.17.05	
698	BYU	10.22.05	
683	at Purdue	10.1.05	
646	North Carolina	11.4.06	
622	at Washington	9.24.05	
605	Tennessee	11.5.05	
577	Navy	11.12.05	
560	at Pittsburgh	9.3.05	
562	at Purdue	9.29.07	

**most all-purpose attempts**

97	Navy	11.3.07	
85	at Stanford	11.26.05	
84	at Purdue	10.1.05	
81	USC	11.15.05	
78	Michigan State	9.17.05	
76	at Washington	9.24.05	
76	Purdue	9.30.06	
72	at Pittsburgh	9.3.05	
71	Stanford	10.7.06	
69	at Georgia Tech	9.2.06	

**most touchdowns scored**

7	at Purdue	10.1.05	
7	BYU	10.22.05	
6	Navy	11.3.07	
6	Army	11.18.06	
6	at Air Force	11.11.06	
6	North Carolina	11.4.06	
6	Navy	11.12.05	
6	at Pittsburgh	9.3.05	
6	at Michigan State	9.23.06	
5	Tennessee	11.5.05	
5	at Stanford	11.26.05	
5	Penn State	9.9.06	
5	Michigan State	9.17.05	
5	Purdue	9.30.06	
5	vs. Navy	10.28.06	

**most first downs in a game**

33	at Pittsburgh	9.3.05	
33	Purdue	9.30.06	
32	at Purdue	10.1.05	
31	Michigan State	9.17.05	

31	at Washington	9.24.05	
30	at Stanford	11.26.05	
29	Navy	11.12.05	
29	Stanford	10.7.06	
28	USC	11.15.05	
27	BYU	10.22.05	
27	Navy	11.3.07	

**fewest first downs in a game**

9	Michigan State	9.22.07	
9	at Penn State	9.8.07	
10	USC	10.20.07	
10	at Michigan	9.15.07	
12	at UCLA	10.6.07	
13	Georgia Tech	9.1.07	
13	at Michigan State	9.23.06	
14	Michigan	9.13.08	
14	Boston College	10.13.07	
14	Michigan	9.16.06	
14	Tennessee	11.5.05	

**most time of possession**

38:40	USC	11.15.05	
38:01	Purdue	9.30.06	
36:56	at Washington	9.24.05	
36:03	at Purdue	10.1.05	
35:49	Michigan State	9.17.05	
35:35	Duke	11.17.07	
35:25	at Georgia Tech	9.2.06	
34:35	at Stanford	11.26.05	
34:40	Stanford	10.7.06	
34:14	UCLA	10.21.06	

**least time of possession**

20:57	Boston College	10.13.07	
21:25	at Air Force	11.11.06	
24:21	at Michigan State	9.23.06	
25:45	at Stanford	11.24.07	
25:54	Air Force	11.10.07	
26:00	at Penn State	9.8.07	
26:04	Michigan	9.16.06	
26:15	at Michigan State	9.20.08	
26:16	at Michigan	9.15.07	
26:21	BYU	10.22.05	

**most third down conversions**

10	at Purdue	10.1.05	
10	USC	11.15.05	
10	at Pittsburgh	9.3.05	
10	Duke	11.17.07	
9	Navy	11.3.07	
9	Navy	11.12.05	
9	vs. Ohio State	1.2.06	
8	vs. LSU	1.3.07	
8	North Carolina	11.4.06	
8	BYU	11.12.05	
8	at Stanford	11.26.05	
8	Purdue	9.30.06	



The Charlie Weis  
Record Book

**fewest third down conversions**

1	at Michigan State	9.23.06
2	at Penn State	9.8.07
2	Michigan	9.16.06
3	Michigan	9.13.08
3	San Diego State	9.6.08
3	at UCLA	10.6.07
3	at Air Force	11.11.06
4	at Stanford	11.24.07
4	Air Force	11.10.07
4	USC	10.20.07
4	at Michigan	9.15.07
4	UCLA	10.21.06
4	at Michigan	9.10.05

**most fourth down conversions**

6	Navy	11.3.07
4	at Purdue	9.29.07
4	UCLA	10.21.06
4	Penn State	9.9.06
3	vs. Navy	10.28.06
3	Michigan State	9.17.05
2	Air Force	11.10.07
2	at USC	11.25.06
2	at Georgia Tech	9.2.06
2	Syracuse	11.19.05
2	at Michigan State	9.23.06
2	Purdue	9.30.06
2	Georgia Tech	9.1.07

**TEAM RECORDS - SPECIAL TEAMS**

**most punts**

10	USC	10.20.07
10	at Penn State	9.8.07
9	at UCLA	10.6.07
9	at Michigan	9.10.05
9	Michigan State	9.22.07
7	at Michigan	9.15.07
7	Georgia Tech	9.1.07
7	UCLA	10.21.06
7	Michigan	9.16.06
7	at Michigan State	9.23.06

**most punt returns**

6	at Stanford	11.26.05
5	North Carolina	11.4.06
4	at Stanford	11.24.07
4	USC	11.15.05
4	at Georgia Tech	9.2.06
3	at Michigan State	9.20.08
3	San Diego State	9.6.08
3	USC	10.20.07
3	Boston College	10.13.07
3	at Michigan	9.15.07
3	Army	11.18.06
3	Tennessee	11.5.05
3	Syracuse	11.19.05
3	Duke	11.17.07

**most punt return yards**

118	Tennessee	11.5.05
87	USC	11.15.05
84	North Carolina	11.4.06
64	at Stanford	11.24.07
41	San Diego State	9.6.08
37	Navy	11.3.07
34	Boston College	10.13.07
34	at Stanford	11.26.05
31	at Washington	9.24.05
30	at Georgia Tech	9.2.06

**highest avg. gain per punt return (min. 2 ret.)**

39.3	Tennessee	11.5.05	3-118
21.8	USC	11.15.05	4-87
18.5	Navy	11.3.07	2-37
16.8	North Carolina	11.4.06	5-84
16.0	at Stanford	11.24.07	4-64
15.5	at Washington	9.24.05	2-31
13.7	San Diego State	9.6.08	3-41
12.5	Navy	11.12.05	2-25
11.3	Boston College	10.13.07	3-34
11.0	Michigan State	9.17.05	2-22

**most kick returns**

8	Georgia Tech	9.1.07
8	at Purdue	9.29.07
7	Michigan	9.16.06
7	at USC	11.25.06
6	Air Force	11.10.07
6	vs. LSU	1.3.07
5	at Michigan State	9.20.08
5	Navy	11.3.07
5	USC	10.20.07
5	Michigan State	9.22.07
5	at Michigan	9.15.07
5	BYU	10.22.05

**most kick return yards**

158	Michigan	9.16.06
147	at Michigan State	9.20.08
142	at USC	11.25.06
133	at Michigan	9.15.07
132	at Purdue	9.29.07
131	Navy	11.3.07
128	vs. LSU	1.3.07
117	Air Force	11.10.07
112	Georgia Tech	9.1.07
110	North Carolina	11.4.06

**highest avg. gain per kick return (min. 2 ret.)**

39.5	at Georgia Tech	9.2.06	2-79
31.0	at Purdue	10.1.05	2-62
29.4	at Michigan State	9.20.08	5-147
27.5	North Carolina	11.4.06	4-110
26.6	at Michigan	9.15.07	5-133
26.2	Navy	11.3.07	5-131
25.3	at Penn State	9.8.07	4-101
24.8	at Michigan State	9.23.06	4-99
24.7	San Diego State	9.6.08	3-74
24.3	at UCLA	10.6.07	3-73

**TEAM RECORDS - DEFENSE**

**most points allowed**

47	Michigan	9.16.06
46	Navy	11.3.07
44	Michigan State	9.17.05
44	at USC	11.25.06
41	vs. LSU	1.3.07
41	Air Force	11.10.07
38	at Michigan	9.15.07
38	USC	10.20.07
37	at Michigan State	9.23.06
34	vs. Ohio State	1.2.06
34	USC	10.15.05

**most points allowed (half)**

34	Michigan (first)	9.16.06
31	at Michigan State (first)	9.23.06
31	at Michigan (first)	9.15.07
28	at Purdue (second)	10.1.05
24	Michigan State (first)	9.17.05

24	Air Force (second)	11.10.07
23	USC (second)	11.25.06
23	Purdue (first)	9.29.07
21	Ohio State (first)	1.2.06
21	USC (first)	11.25.06
21	LSU (first)	1.3.07
21	USC (second)	10.20.07

**most points allowed (quarter)**

21	at Michigan (second)	9.15.07
20	Michigan (first)	9.16.06
17	Michigan State (first)	9.23.06
17	Stanford (fourth)	11.26.05
16	USC (fourth)	11.25.06
14	Georgia Tech (fourth)	9.1.07
14	Michigan State (first)	9.22.07
14	Michigan State (third)	9.22.07
14	Boston College (third)	10.13.07
14	USC (third)	10.20.07
14	Navy (second)	11.3.07
14	Air Force (third)	11.10.07
14	Michigan State (first)	9.17.05
14	Michigan State (third)	9.17.05
14	Washington (fourth)	9.24.05
14	Purdue (third)	10.1.05
14	Purdue (fourth)	10.1.05
14	USC (first)	10.15.05
14	Ohio State (second)	1.2.06
14	Penn State (fourth)	9.9.06
14	Michigan (second)	9.16.06
14	Michigan State (second)	9.23.06
14	UCLA (second)	10.21.06
14	Navy (second)	10.28.06
14	USC (first)	11.25.06
14	LSU (first)	1.3.07

**fewest points allowed**

6	at UCLA	10.6.07
7	Duke	11.17.07
9	Army	11.18.06
10	Syracuse	11.19.05
10	at Michigan	9.10.05
10	at Georgia Tech	9.2.06
13	San Diego State	9.6.08
14	vs. Navy	10.28.06
14	at Stanford	11.24.07
17	Michigan	9.13.08
17	at Washington	9.24.05
17	Penn State	9.9.06
17	UCLA	10.21.06
17	at Air Force	11.11.06

**fewest points allowed (half)**

0	Michigan (second)	9.13.08
0	at Purdue (first)	10.1.05
0	at Georgia Tech (second)	9.2.06
0	Penn State (first)	9.2.06
0	vs. Navy (second)	10.28.06
3	at Michigan (first)	9.10.05
3	at Washington (first)	9.24.05
3	Syracuse (first)	11.19.05
3	Stanford (first)	10.7.06
3	UCLA (second)	10.21.06
3	at Air Force (first)	11.11.06
3	Army (first)	11.18.06

The Charlie Weis  
Record Book

**fewest points allowed (quarter)**

0	Michigan (third)	9.13.08
0	Michigan (fourth)	9.13.08
0	San Diego State (first)	9.6.08
0	San Diego State (fourth)	9.6.08
0	at Pittsburgh (third)	9.3.05
0	at Michigan (first)	9.10.05
0	at Michigan (third)	9.10.05
0	Michigan State (fourth)	9.17.05
0	at Washington (first)	9.24.05
0	at Washington (third)	9.24.05
0	at Purdue (first)	10.1.05
0	at Purdue (second)	10.1.05
0	USC (second)	10.8.05
0	BYU (second)	10.22.05
0	BYU (fourth)	10.22.05
0	Tennessee (fourth)	11.5.05
0	Navy (second)	11.12.05
0	Syracuse (second)	11.19.05
0	Syracuse (third)	11.19.05
0	Stanford (third)	11.26.05
0	at Georgia Tech (third)	9.2.06
0	at Georgia Tech (fourth)	9.2.06
0	Penn State (first)	9.9.06
0	Penn State (second)	9.9.06
0	at Michigan State (fourth)	9.23.06
0	Purdue (third)	9.30.06
0	Stanford (second)	10.7.06
0	Stanford (third)	10.7.06
0	UCLA (first)	10.21.06
0	UCLA (third)	10.21.06
0	vs. Navy (first)	10.28.06
0	vs. Navy (third)	10.28.06
0	vs. Navy (fourth)	10.28.06
0	North Carolina (fourth)	11.4.06
0	at Air Force (second)	11.11.06
0	Army (second)	11.18.06
0	Army (third)	11.18.06
0	at Michigan (fourth)	9.15.07
0	Michigan State (fourth)	9.22.07
0	at UCLA (third)	10.6.07
0	at UCLA (fourth)	10.6.07
0	Boston College (fourth)	10.13.07
0	Navy (first)	11.3.07
0	Duke (first)	11.17.07
0	Duke (second)	11.17.07
0	Duke (third)	11.17.07
0	at Stanford (third)	11.24.07
0	at Stanford (fourth)	11.24.07

**margin of defeat**

38	at Michigan	9.15.07
38	USC	10.20.07
30	Georgia Tech	9.1.07
27	vs. LSU	1.3.07
26	Michigan	9.16.06
21	at Penn State	9.8.07
20	at USC	11.25.06
17	Michigan State	9.22.07
17	Air Force	11.10.07
16	at Michigan State	9.20.08

**most rushing yards allowed**

289	at Michigan (61)	9.15.07
285	Air Force (63)	11.10.07
275	vs. Ohio State (36)	1.2.06
271	vs. Navy (56)	10.28.06
259	Georgia Tech (43)	9.1.07
257	Navy (66)	11.3.07
248	at Michigan State (43)	9.23.06

245	vs. LSU (37)	1.3.07
239	Navy (58)	11.12.05
227	USC (36)	10.20.07

**fewest rushing yards allowed**

-11	at Stanford (25)	11.26.05
26	UCLA (28)	10.21.06
31	UNC (25)	11.4.06
41	at Washington (22)	9.24.05
58	Army (36)	11.18.06
71	San Diego State	9.6.08
72	Stanford (31)	10.7.06
75	BYU (34)	10.22.05
89	at UCLA (37)	10.6.07
92	Purdue (18)	9.30.06

**highest avg. per rush (min. 20)**

7.64	vs. Ohio State (36-275)	1.2.06
6.83	at Purdue (24-164)	10.1.05
6.62	vs. LSU (37-245)	1.3.07
6.31	USC (36-227)	10.20.07
6.02	Georgia Tech (43-259)	9.1.07
5.76	at Michigan State (43-248)	9.23.06
5.65	USC (31-175)	10.15.05
4.94	Boston College (34-168)	10.13.07
4.84	Navy (56-271)	10.28.06
4.79	Penn State (33-158)	9.9.06

**lowest avg. per rush (min. 20)**

-0.44	at Stanford (25-(-11))	11.26.05
0.93	UCLA (28-26)	10.21.06
1.24	UNC (25-31)	11.4.06
1.61	Army (36-58)	11.18.06
1.86	at Washington (22-41)	9.24.05
2.21	BYU (34-75)	10.22.05
2.32	Stanford (31-72)	10.7.06
2.41	at UCLA (37-89)	10.6.07
2.79	Tennessee (39-109)	11.5.05
2.83	at Purdue (42-119)	9.29.07

**most rushing TDs allowed**

5	USC	10.15.05
4	Navy	11.3.07
3	vs. LSU	1.3.07
3	Georgia Tech	9.1.07
2	at Michigan State	9.20.08
2	Michigan State	9.17.05
2	at Purdue	10.1.05
2	Navy	11.12.05
2	vs. Ohio State	1.2.06
2	at Penn State	9.8.07
2	at Michigan	9.15.07
2	Boston College	10.13.07
2	Air Force	11.10.07
2	at Stanford	11.24.07
2	at USC	11.25.06
2	vs. Navy	10.28.06

**fewest rushing TDs allowed**

0	at Michigan	9.10.05
0	Syracuse	11.19.05
0	Stanford	11.26.05
0	at Georgia Tech	9.2.06
0	Stanford	10.7.06
0	UCLA	10.21.06
0	UNC	11.4.06
0	at Air Force	11.11.06
0	Army	11.18.06
0	Michigan State	9.22.07
0	at UCLA	10.6.07

**highest completion percentage (min. 10 att.)**

73.7	at Air Force	11.11.06	14-19
69.6	Michigan	9.13.08	16-23
67.9	vs. Ohio State	1.2.06	19-28
65.3	Boston College	10.13.07	32-49
63.9	at Stanford	11.26.05	23-36
62.5	Air Force	11.10.07	10-16
61.8	vs. LSU	1.3.07	21-34
60.7	at USC	11.25.06	17-28
59.5	at Purdue	9.29.07	22-37
59.3	Michigan State	9.17.05	16-27

**lowest completion percentage (min. 10 att.)**

38.1	Army	11.18.06	8-21
40.0	Navy	11.12.05	4-10
40.6	Tennessee	11.5.05	13-32
40.9	Syracuse	11.19.05	9-22
42.1	at UCLA	10.6.07	16-38
43.2	at Michigan	9.10.05	19-44
43.8	at Michigan	9.15.07	7-16
45.5	at Stanford	11.24.07	15-33
45.8	Michigan State	9.22.07	11-24
45.8	Georgia Tech	9.1.07	11-24

**most pass yards allowed**

408	at Washington	9.24.05
350	at Purdue	10.1.05
347	at Stanford	11.26.05
346	North Carolina	11.4.06
342	vs. Ohio State	1.2.05
327	Michigan State	9.17.05
319	at Michigan State	9.23.06
317	BYU	10.22.05
316	Purdue	9.30.06
304	UCLA	10.21.06

**fewest pass yards allowed**

43	vs. Navy	10.28.06
75	Navy	11.12.05
78	Syracuse	11.19.05
81	Navy	11.3.07
90	at Michigan	9.15.07
92	Army	11.18.06
120	Air Force	11.10.07
121	Georgia Tech	9.1.07
131	at Penn State	9.8.07
135	Michigan State	9.22.07

**most interceptions**

4	at UCLA	10.6.07
2	Michigan	9.13.08
2	Tennessee	10.5.05
2	BYU	10.22.05
2	USC	10.15.05
2	at Michigan State	9.23.06
2	Army	11.18.06
2	at USC	11.25.06
2	at Purdue	9.29.07
2	at Stanford	11.24.07

The Charlie Weis  
Record Book

**fewest interceptions**

0	at Michigan State	9.20.08
0	Georgia Tech	9.1.07
0	at Michigan	9.15.07
0	USC	10.20.07
0	Navy	11.3.07
0	Air Force	11.10.07
0	Duke	11.17.07
0	at Stanford	11.25.05
0	vs. Ohio State	1.2.06
0	at Georgia Tech	9.2.06
0	Purdue	9.30.06
0	vs. Navy	10.28.06
0	North Carolina	11.4.06
0	at Air Force	11.11.06

**most total offense yards**

617	vs. Ohio State	1.2.06
577	vs. LSU	1.3.07
514	at Purdue	10.1.05
490	Purdue	9.30.06
488	Michigan State	9.17.05
476	USC	10.15.05
462	USC	10.20.07
459	Boston College	10.13.07
449	at Washington	9.24.05
405	Air Force	11.10.07
405	at Air Force	11.11.06

**fewest total offense yards**

150	Army	11.18.06
221	Syracuse	11.19.05
226	Stanford	10.7.06
232	Duke	11.17.07
243	UCLA	10.21.06
244	North Carolina	11.4.06
259	at Georgia Tech	9.2.06
282	at UCLA	10.6.07
295	at Penn State	9.8.07
296	Tennessee	11.5.05

**most plays**

83	Boston College	10.13.07
82	at Purdue	10.1.05
79	Air Force	11.10.07
79	at Air Force	11.11.06
79	at Purdue	9.29.07
79	BYU	10.22.05
77	at Michigan	9.15.07
75	at UCLA	10.6.07
75	Navy	11.3.07
74	San Diego State	9.6.08

**fewest plays**

49	North Carolina	11.4.06
49	Stanford	10.7.06
52	at Georgia Tech	9.1.06
57	Army	11.18.06
60	USC	11.25.06
60	Syracuse	11.19.05
61	Stanford	10.7.06
62	at Washington	9.24.05
63	Michigan State	9.17.05
63	Michigan	9.16.06

**most first downs**

31	vs. LSU	1.3.07
29	at Purdue	
27	at Purdue	9.29.07
27	vs. Ohio State	

26	BYU	
25	at Michigan	9.15.07
25	Penn State	9.9.06
24	Purdue	9.30.06
24	at Air Force	11.11.06
24	USC	10.20.07

**fewest first downs**

10	North Carolina	11.4.06
11	Syracuse	11.19.05
12	UCLA	10.21.07
12	Army	11.18.06
14	at Stanford	11.26.05
14	Stanford	10.7.06
14	at Georgia Tech	9.1.06
15	at Michigan	9.10.05
16	Duke	11.17.07
16	at Michigan State	9.20.08

**most fumble returns for TD**

1	Michigan	9.13.08
1	Penn State	9.9.06
1	at UCLA	10.6.07

**most fumble return yards**

35	Michigan	9.13.08
34	at UCLA	10.6.07
25	Penn State	9.9.06

**most interception returns for TD**

1	Michigan State	9.23.06
1	at Penn State	9.8.07
1	Boston College	10.13.07

**most interception returns**

4	at UCLA	10.6.07
2	Michigan	9.13.08
2	at Stanford	11.24.07
2	at Purdue	9.29.07
2	at USC	11.25.06
2	Army	11.18.06
2	Tennessee	11.5.05
2	USC	11.15.05
2	BYU	10.22.05
2	at Michigan State	9.23.06

**most interception return yards**

86	BYU	10.22.05
80	Michigan	9.13.08
74	Tennessee	11.5.05
73	at Penn State	9.8.07
64	at UCLA	10.6.07
51	Michigan	9.16.06
46	at Stanford	11.24.07
27	at Michigan	9.10.05
27	at Michigan State	9.23.06
25	Boston College	10.13.07

**highest average gain per int return (min. 2 ret.)**

43.0	BYU	10.22.05	2-86
40.0	Michigan	9.13.08	2-80
37.0	Tennessee	11.5.05	2-74
23.0	at Stanford	11.24.07	2-46
16.0	at UCLA	10.6.07	4-64
13.5	at Michigan State	9.23.06	2-27
6.5	USC	11.15.05	2-13
0.5	Army	11.18.06	2-1
0.0	at USC	11.25.06	2-0

**most tackles**

109	at Air Force	11.11.06	45-64
109	Navy	11.3.07	35-74
97	Air Force	11.10.07	39-58
97	Navy	11.12.05	29-68
87	Michigan State	9.22.07	35-52
87	BYU	10.22.05	42-45
85	at Michigan	9.15.07	51-34
85	Michigan	9.16.06	31-54
83	USC	10.20.07	35-48
83	at Stanford	11.24.07	45-38

**most quarterback sacks**

7.0	at Stanford	11.26.05
5.0	at Stanford	11.24.07
5.0	at UCLA	10.6.07
5.0	Stanford	10.7.06
5.0	at Pittsburgh	9.3.05
4.0	North Carolina	11.4.06
4.0	vs. Navy	10.28.06
3.0	Army	11.18.06
3.0	UCLA	10.21.06
3.0	Tennessee	11.5.05
3.0	Syracuse	11.19.05
3.0	BYU	10.22.05
3.0	at Michigan State	9.23.06
3.0	at Washington	9.24.05

**most tackles for loss**

12.0	Syracuse	11.19.05
11.0	Tennessee	11.5.05
10.0	at Stanford	11.26.05
9.0	at UCLA	10.6.07
9.0	Michigan State	9.17.05
8.0	Army	11.18.06
8.0	North Carolina	11.4.06
8.0	UCLA	10.21.06
8.0	at Pittsburgh	9.3.05
8.0	Michigan	9.16.06

**most fumbles forced**

3	at UCLA	10.6.07
3	Penn State	9.9.06
3	Michigan State	9.17.05
2	Michigan	9.13.08
2	Navy	11.3.07
2	at Penn State	9.8.07
2	Tennessee	11.5.05
2	at Pittsburgh	9.3.05
2	at Michigan State	9.23.06
2	at Washington	9.24.05

**most fumbles recovered**

4	Michigan	9.13.08
3	at UCLA	10.6.07
2	Duke	11.17.07
2	Air Force	11.10.07
2	at Michigan	9.15.07
2	at Penn State	9.8.07
2	vs Ohio State	1.2.06
2	Penn State	9.9.06
2	Michigan State	9.17.05
2	at Washington	9.24.05

**The Charlie Weis  
Record Book**

**most pass breakups**

9	at Michigan	9.10.05
8	San Diego State	9.6.08
7	USC	10.20.07
7	at UCLA	10.6.07
6	Duke	11.17.07
6	Purdue	9.30.06
6	at Purdue	10.1.05
5	Tennessee	11.5.05
5	at Pittsburgh	9.3.05
5	Penn State	9.9.06
5	at Washington	9.24.05

**most blocked kicks**

2	North Carolina	11.4.06
2	vs. Ohio State	1.2.06
2	Syracuse	11.19.05
1	Nine Times	

**INDIVIDUAL RECORDS - OFFENSE****most rushing attempts**

35	Walker, at Stanford (11.26.05)
32	Aldridge, Navy (11.3.07)
31	Walker, Purdue (9.30.06)
26	Walker, Syracuse (11.19.05)
26	Walker, at Michigan (9.10.05)
26	Walker, Michigan State (9.17.05)
25	Walker, Stanford (10.7.06)
24	Walker, Army (11.18.06)
23	Walker, at Purdue (10.1.05)
22	Aldridge, at UCLA (10.6.07)
22	Walker, at Georgia Tech (9.2.06)
22	Walker, vs. LSU (1.3.07)

**most rushing yards**

186	Walker, at Stanford (11.26.05)
162	Walker, Army (11.18.06)
153	Walker, Stanford (10.7.06)
153	Walker, at Air Force (11.11.06)
146	Walker, Purdue (9.30.06)
136	Hughes, at Stanford (11.24.07)
128	Walker, at Washington (9.24.05)
128	Walker, vs. LSU (1.3.07)
125	Aldridge, Navy (11.3.07)
123	Walker, Syracuse (11.19.05)

**highest average gain per rush (min. 10)**

10.2	Walker, at Air Force (11.11.06)	15-153
7.6	Hughes, at Stanford (11.24.07)	18-136
6.8	Walker, Army (11.18.06)	24-162
6.7	Quinn, at USC (11.25.06)	11-74
6.5	Hughes, vs. Duke (11.17.07)	17-110
6.2	Walker, Navy (11.12.05)	19-118
6.1	Walker, Stanford (10.7.06)	25-153
6.1	Walker, at Washington (9.24.05)	21-128
5.8	Aldridge, vs. Michigan St. (9.22.07)	18-104
5.8	Walker, vs. LSU (1.3.07)	22-128

**most rushing touchdowns**

3	T. Thomas, Navy (11.3.07)
3	Powers-Neal, at Pittsburgh (9.3.05)
3	Walker, vs. Ohio State (1.2.06)
2	Hughes, vs. Michigan (9.13.08)
2	Walker, Army (11.18.06)
2	Powers-Neal, at Purdue (10.1.05)
1	33 times

**longest rush from scrimmage**

60	Quinn, at USC (11.25.06)
45	Hughes, at Stanford (11.24.07)

43	Aldridge, Michigan State (9.22.07)
43	Thomas, Penn State (9.9.06)
39	Walker, at Air Force (11.11.06)
38	Walker, at Stanford (11.26.05)
37	Walker, Syracuse (11.19.05)
35	Walker, vs. LSU (1.3.07)
33	Hughes, vs. Duke (11.17.07)
32	Walker, Stanford (10.7.06)

**most passing attempts**

60	Quinn, Michigan State (9.17.05)
48	Quinn, Michigan (9.16.06)
45	Quinn, at USC (11.25.06)
45	Quinn, UCLA (10.21.06)
45	Quinn, vs. Ohio State (1.2.06)
41	Clausen, at Michigan State (9.20.08)
41	Quinn, BYU (10.22.05)
40	Clausen, Air Force (11.10.07)
38	Quinn, at Stanford (11.26.05)
38	Quinn, at Georgia Tech (9.2.06)
38	Quinn, Purdue (9.30.06)

**most passing completions**

33	Quinn, Michigan State (9.17.05)
32	Quinn, BYU (10.22.05)
29	Quinn, vs. Ohio State (1.2.06)
29	Quinn, at Purdue (10.1.05)
29	Quinn, Purdue (9.30.06)
27	Quinn, UCLA (10.21.06)
27	Quinn, Stanford (10.7.06)
25	Quinn, at Stanford (11.26.05)
25	Quinn, Penn State (9.9.06)
25	Quinn, at Washington (9.24.05)

**highest completion percentage (min. 10 att.)**

80.6	Quinn, at Purdue (10.1.05)	29-36
78.0	Quinn, BYU (10.22.05)	32-41
76.9	Sharpley, Georgia Tech (9.1.07)	10-13
76.3	Quinn, Purdue (9.30.06)	29-38
73.7	Quinn, at Air Force (11.11.06)	14-19
73.3	Quinn, Army (11.18.06)	22-30
73.0	Quinn, Stanford (10.7.06)	27-37
72.0	Quinn, vs. Navy (10.28.06)	18-25
71.0	Quinn, Navy (11.12.05)	22-31
69.4	Quinn, Penn State (9.9.06)	25-36

**most passing yards**

487	Quinn, Michigan State (9.17.05)
467	Quinn, BYU (10.22.05)
440	Quinn, at Purdue (10.1.05)
432	Quinn, at Stanford (11.26.05)
346	Quinn, North Carolina (11.4.06)
327	Quinn, at Washington (9.24.05)
319	Quinn, at Michigan State (9.23.06)
316	Quinn, Purdue (9.30.06)
304	Quinn, UCLA (10.21.06)
295	Quinn, Tennessee (11.5.05)
295	Quinn, vs. Navy (10.28.06)

**most passing yards per attempt (min. 10 att.)**

12.2	Quinn, at Purdue (10.1.05)	36-440
11.8	Quinn, vs. Navy (10.28.06)	25-295
11.4	Quinn, BYU (10.22.05)	41-467
11.4	Quinn, at Stanford (11.26.05)	38-432
10.9	Quinn, at Air Force (11.11.06)	19-207
9.9	Quinn, North Carolina (11.4.06)	35-346
9.2	Quinn, Navy (11.12.05)	31-284
8.9	Quinn, Tennessee (11.5.05)	33-295
8.9	Quinn, at Michigan State (9.23.06)	36-319
8.8	Quinn, at Washington (9.24.05)	37-327

**most passing yards per comp. (min. 5 comp.)**

17.3	Quinn, at Stanford (11.26.05)	25-432
16.4	Quinn, vs. Navy (10.28.06)	18-295
15.9	Quinn, at Michigan State (9.23.06)	20-319
15.2	Quinn, at Purdue (10.1.05)	29-440
15.0	Quinn, North Carolina (11.4.06)	23-346
14.8	Quinn, at Air Force (11.11.06)	14-207
14.8	Quinn, Michigan State (9.17.05)	33-487
14.8	Quinn, Tennessee (11.5.05)	20-295
14.7	Clausen, Michigan (9.13.08)	10-147
14.6	Quinn, BYU (10.22.05)	32-467

**most passing touchdowns**

6	Quinn, BYU (10.22.05)
5	Quinn, Michigan State (9.17.05)
5	Quinn, at Michigan State (9.23.06)
4	Quinn, at Air Force (11.11.06)
4	Quinn, North Carolina (11.4.06)
4	Quinn, Navy (11.12.05)
3	Clausen, San Diego State (9.6.08)
3	Clausen, Duke (11.17.07)
3	Clausen, Air Force (11.10.07)
3	Quinn, at USC (11.25.06)
3	Quinn, Army (11.18.06)
3	Quinn, Tennessee (11.5.05)
3	Quinn, at Stanford (11.26.05)
3	Quinn, at Purdue (10.1.05)
3	Quinn, Stanford (10.7.06)
3	Quinn, Penn State (9.9.06)
3	Quinn, Michigan (9.16.06)
3	Quinn, vs. Navy (10.28.06)

**most passing interceptions**

3	Quinn, Michigan (9.16.06)
2	Clausen, Michigan (9.13.08)
2	Clausen, San Diego State (9.6.08)
2	Clausen, Boston College (10.13.07)
2	Quinn, at Stanford (11.26.05)
2	Quinn, vs. LSU (1.3.07)
2	Clausen, at Michigan State (9.20.08)
1	Clausen, at Stanford (11.24.07)
1	Sharpley, USC (10.20.07)
1	Quinn, Navy (11.12.05)
1	Quinn, at Purdue (10.1.05)
1	Quinn, USC (11.15.05)
1	Quinn, at Pittsburgh (9.3.05)
1	Quinn, Michigan State (9.17.05)
1	Quinn, at Michigan State (9.23.06)
1	Wolke, at Purdue (10.1.05)
1	Quinn, Army (11.18.06)
1	Clausen, at Penn State (9.8.07)
1	Clausen, at Michigan (9.15.07)
1	Sharpley, at Michigan (9.15.07)
1	Clausen, at Purdue (9.29.07)
1	Sharpley, at Purdue (9.29.07)

**highest passing efficiency rating (min. 10 att.)**

234.8	Quinn, at Air Force (11.11.06)
222.0	Quinn, BYU (10.22.05)
210.7	Quinn, vs. Navy (10.28.06)
205.2	Quinn, at Purdue (10.1.05)
186.5	Quinn, North Carolina (11.4.06)
184.1	Quinn, Navy (11.12.05)
176.8	Quinn, at Stanford (11.26.05)
170.3	Quinn, at Michigan State (9.23.06)
165.7	Quinn, Tennessee (11.5.05)
163.9	Quinn, Penn State (9.9.06)

The Charlie Weis  
Record Book

**longest pass completion**

80	Quinn, at Stanford (11.26.05)
73	Quinn, Tennessee (11.5.05)
62	Quinn, at Michigan State (9.23.06)
60	Clausen, Michigan (9.13.08)
55	Quinn, at Purdue (10.1.05)
52	Quinn, at Washington (9.24.05)
51	Quinn, at Pittsburgh (9.3.05)
51	Quinn, at Air Force (11.11.06)
50	Quinn, Michigan State (9.17.05)
46	Quinn, North Carolina (11.4.06)

**most receptions**

14	Stovall, BYU (10.22.05)
10	McKnight, Purdue (9.30.06)
10	Samardzija, BYU (10.22.05)
9	Samardzija, Army (11.18.06)
9	Stovall, vs Ohio State (1.2.06)
9	Walker, Purdue (9.30.06)
8	Samardzija, vs. LSU (1.3.07)
8	Carlson, North Carolina (11.4.06)
8	Grimes, UCLA (10.21.06)
8	Samardzija, UCLA (10.21.06)
8	McKnight, Georgia Tech (9.2.06)
8	Samardzija, Stanford (11.26.05)
8	Samardzija, Washington (9.24.05)
8	Stovall, Navy (11.12.05)
8	Stovall, at Purdue (10.1.05)
8	Stovall, Michigan State (9.17.05)

**most receiving yards**

207	Stovall, BYU (10.22.05)
191	Samardzija, at Stanford (11.26.05)
177	Samardzija, North Carolina (11.4.06)
176	Stovall, Michigan State (9.17.05)
164	Samardzija, at Washington (9.24.05)
153	Samardzija, at Purdue (10.1.05)
152	Samardzija, BYU (10.22.05)
136	Stovall, at Stanford (11.26.05)
134	Stovall, at Purdue (10.1.05)
130	Stovall, Navy (11.12.05)

**highest avg. gain per reception (min. 3 rec.)**

34.7	Tate, at Purdue (9.29.07)	3-104
31.8	Tate, Michigan (9.13.08)	4-127
30.3	Stovall, Syracuse (11.19.05)	3-91
30.2	Carlson, at Michigan State (9.23.06)	4-121
29.5	Samardzija, North Carolina (11.4.06)	6-177
24.0	Grimes, vs. Navy (10.28.06)	3-72
23.9	Samardzija, at Stanford (11.26.05)	8-191
23.5	Parris, Boston College (10.13.07)	4-94
22.0	Stovall, Michigan State (9.17.05)	8-176
21.9	Samardzija, at Purdue (10.1.05)	7-153

**most receiving touchdowns**

4	Stovall, BYU (10.22.05)
3	Samardzija, Michigan State (9.17.05)
3	Samardzija, Navy (11.12.05)
2	Kamara, Navy (11.3.07)
2	McKnight, Army (11.18.06)
2	McKnight, North Carolina (11.4.06)
2	McKnight, at Michigan State (9.23.06)
2	McKnight, Purdue (9.30.06)
2	Samardzija, Purdue (9.30.06)
2	Samardzija, at Stanford (11.26.05)
2	Samardzija, at Purdue (10.1.05)
2	Samardzija, BYU (10.22.05)
2	Samardzija, at Michigan State (9.23.06)
2	McKnight, vs. Navy (10.28.06)

**longest pass reception**

80	Samardzija, at Stanford (11.26.05)
73	Samardzija, Tennessee (11.5.05)
62	Carlson, at Michigan State (9.23.06)
60	Tate, Michigan (9.13.08)
55	Samardzija, at Purdue (10.1.05)
52	Samardzija, at Washington (9.24.05)
51	Walker, at Pittsburgh (9.3.05)
51	Samardzija, at Air Force (11.11.06)
50	Stovall, Michigan State (9.17.05)
46	Samardzija, North Carolina (11.4.06)

**most total offense plays**

67	Quinn, Michigan State (9.17.05)	7r,60p
59	Quinn, UCLA (10.21.06)	14r,45p
56	Quinn, at USC (11.25.06)	11r, 45p
55	Quinn, vs Ohio State (1.2.06)	10r,45p
52	Quinn, Michigan (9.16.06)	4r,48p
50	Clausen, Air Force (11.10.07)	10r,40p
48	Quinn, USC (11.15.05)	13r,35p
47	Clausen, at Stanford (11.24.07)	15r, 32p
45	Quinn, BYU (10.22.05)	4r,41p
45	Quinn, at Georgia Tech (9.2.06)	7r,38p

**most total offense yards gained**

479	Quinn, Michigan State (9.17.05)	-8r,487p
463	Quinn, at Purdue (10.1.05)	23r,440p
457	Quinn, BYU (10.22.05)	-10r,467p
453	Quinn, at Stanford (11.26.05)	21r,432p
414	Clausen, vs. Duke (11.17.07)	220r,194p
356	Quinn, at Washington (9.24.05)	29r,327p
348	Quinn, at USC (11.25.06)	74r, 274p
323	Quinn, vs. Navy (10.28.06)	28r, 295p
319	Quinn, at Michigan State (9.23.06)	0r,319p
316	Quinn, North Carolina (11.4.06)	-30r, 346p
311	Quinn, Navy (11.12.05)	27r,284p

**highest average gain per play (min. 20 plays)**

11.6	Quinn, at Purdue (10.1.05)	40-463
11.1	Quinn, vs. Navy (10.28.06)	29-323
10.3	Quinn, at Stanford (11.26.05)	44-453
10.2	Quinn, BYU (10.22.05)	45-457
9.1	Quinn, Navy (11.12.05)	34-311
8.8	Quinn, at Air Force (11.11.06)	23-203
8.7	Quinn, at Washington (9.24.05)	41-356
8.6	Quinn, at Pittsburgh (9.3.05)	32-276
7.7	Quinn, North Carolina (11.4.06)	41-316
7.6	Quinn, at Michigan State (9.23.06)	42-319

**most all-purpose yards gained**

241	Walker, at Stanford (11.26.05)
226	Allen, Navy (11.3.07)
219	Walker, Purdue (9.30.06)
208	Stovall, BYU (10.22.05)
198	Allen, at Michigan State (9.20.08)
198	Walker, Stanford (10.7.06)
193	Grimes, Michigan (9.16.06)
193	Samardzija, at Stanford (11.26.05)
185	Tate, Michigan (9.13.08)
187	Walker, Army (11.18.06)

**most all-purpose attempts**

40	Walker, at Stanford (11.26.05)
40	Walker, Purdue (9.30.06)
31	Walker, Stanford (10.7.06)
31	Walker, at Michigan (9.10.05)
31	Walker, Michigan State (9.17.05)
29	Walker, Syracuse (11.19.05)
29	Walker, Army (11.18.06)
27	Walker, Penn State (9.9.06)

26	Walker, at Georgia Tech (9.2.06)
25	Walker, UCLA (10.21.06)

**most points scored**

24	Stovall, BYU (10.22.05)
18	T. Thomas, Navy (11.3.07)
18	Powers-Neal, at Pittsburgh (9.3.05)
18	Samardzija, Michigan State (9.17.05)
18	Stovall, Navy (11.12.05)
18	Walker, vs Ohio State (1.2.06)
12	16 times

**most touchdowns scored**

4	Stovall, BYU (10.22.05)
3	T. Thomas, Navy (11.3.07)
3	Powers-Neal, at Pittsburgh (9.3.05)
3	Samardzija, Michigan State (9.17.05)
3	Stovall, Navy (11.12.05)
3	Walker, vs Ohio State (1.2.06)
2	16 times

**INDIVIDUAL RECORDS - DEFENSE**

**most fumble returns TD**

1	Smith, B., Michigan (9.13.08)
1	Crum, at UCLA (10.6.07)
1	Zbikowski, Penn State (9.9.06)

**most fumble return yards**

36	Crum, at UCLA (10.6.07)	2
35	Smith, B., Michigan (9.13.08)	1
25	Zbikowski, Penn State (9.9.06)	1

**most interception returns TD**

1	Lambert, at Michigan State (9.23.06)
1	Walls, at Penn State (9.9.06)
1	Smith, Boston College (10.13.07)

**most interception returns**

2	Crum, at UCLA (10.6.07)
2	Richardson, Army (11.18.06)
2	Lambert, at Michigan State (9.23.06)
1	31 times

**most interception return yards**

83	Zbikowski, BYU (10.22.05)	1
73	Walls, at Penn State (9.8.07)	2
51	Ndukwe, Michigan (9.16.06)	1
46	Crum, at UCLA (10.6.07)	2
43	Zbikowski, Stanford (11.24.07)	1
41	Wooden, Tennessee (11.5.05)	1
41	Gray, Michigan (9.13.08)	1
39	Bruton, Michigan (9.13.08)	1
33	Zbikowski, Tennessee (11.5.05)	1
27	Lambert, at Michigan State (9.23.06)	2
27	Zbikowski, at Michigan (9.10.05)	1

**highest avg. per INT return (min. 2 ret.)**

23.0	Crum, at UCLA (10.6.07)	2-46
13.5	Lambert, at Michigan State (9.23.06)	2-27
0.5	Richardson, Army (11.18.06)	2-1

**The Charlie Weis  
Record Book**

**most tackles**

22	Ndukwe, at Air Force (11.11.06)	15-7
17	Laws, Air Force (11.10.07)	6-11
16	Brockington, Navy (11.3.07)	4-12
16	Crum, Michigan State (9.22.07)	6-10
15	Bruton, Michigan (9.13.08)	10-5
15	Laws, Navy (11.3.07)	8-7
15	Bruton, Michigan State (9.22.07)	8-7
15	Brockington, at Air Force (11.11.06)	5-10
14	McCarthy, San Diego State (9.6.08)	10-4
14	Crum, Penn State (9.9.06)	10-4
14	Mays, Navy (11.12.05)	4-10
14	Zbikowski, vs. Navy (10.28.06)	10-4

**most quarterback sacks**

4.0	Abiamiri, at Stanford (11.26.05)
3.0	Abiamiri, Stanford (10.7.06)
2.0	Landri, Army (11.18.06)
2.0	Abiamiri, North Carolina (11.4.06)
2.0	Hoyte, at Stanford (11.26.05)
2.0	Hoyte, at Pittsburgh (9.3.05)
2.0	Mays, Syracuse (11.19.05)
2.0	Abiamiri, vs. Navy (10.28.06)
1.5	Landri, Stanford (10.7.06)
1.5	Landri, BYU (10.22.05)

**most tackles for loss**

4.5	Landri, Army (11.18.06)
4.5	Hoyte, at Pittsburgh (9.3.05)
4.0	Abiamiri, at Stanford (11.26.05)
3.5	Landri, North Carolina (11.4.06)
3.5	Abiamiri, Stanford (10.7.06)
3.5	Mays, Syracuse (11.19.05)
3.0	Abiamiri, Michigan State (9.17.05)
3.0	Crum, Jr., Tennessee (11.5.05)
3.0	Crum, Jr., Penn State (9.9.06)
3.0	Hoyte, at Washington (9.24.05)
3.0	Mays, Tennessee (11.5.05)
3.0	Laws, at Purdue (9.29.07)

**most fumbles forced**

2	Crum, at UCLA (10.6.07)
2	Richardson, Tennessee (11.5.05)
2	Zbikowski, at Penn State (9.8.07)
1	34 times

**most fumbles recovered**

2	Smith, B., Michigan (9.13.08)
2	Crum, at UCLA (10.6.07)
2	Ray Herring, at Michigan (9.15.07)

**most pass breakups**

2	Johnson, at Michigan State (9.20.08)
2	McNeil, Michigan (9.13.08)
2	Lambert, San Diego State (9.6.08)
2	S. Brown, San Diego State (9.6.08)
2	Ryan, San Diego State (9.6.08)
2	Walls, at Stanford (11.24.07)
2	Kuntz, USC (10.20.07)
2	Stephenson, USC (10.20.07)
2	Walls, Boston College (10.13.07)
2	Crum, at UCLA (10.6.07)
2	Kuntz, at UCLA (10.6.07)
2	Laws, at UCLA (10.6.07)
2	Kuntz, Georgia Tech (9.1.07)
2	Frome, Purdue (9.30.06)
2	Frome, at USC (11.25.06)
2	Mays, at Michigan (9.10.05)
2	Ndukwe, Tennessee (11.5.05)
2	Ndukwe, at Stanford (11.26.05)

2	Richardson, Syracuse (11.19.05)
2	Richardson, at Purdue (10.1.05)
2	Wooden, Michigan State (9.17.05)
2	Zbikowski, at Washington (9.24.05)

**longest interception return**

83	Zbikowski, BYU (10.22.05)
73	Walls, at Penn State (9.8.07)
51	Ndukwe, Michigan (9.16.06)
43	Zbikowski, at Stanford (11.24.07)
41	Wooden, Tennessee (11.5.05)
41	Gray, Michigan (9.13.08)
39	Bruton, Michigan (9.13.08)
33	Zbikowski, Tennessee (11.5.05)
33	Crum, at UCLA (10.6.07)
27	Lambert, at Michigan State (9.23.06)
27	Zbikowski, at Michigan (9.10.05)

**longest fumble return**

35	Smith, B., Michigan (9.13.08)
34	Crum, at UCLA (10.6.07)
25	Zbikowski, Penn State (9.9.06)

**INDIVIDUAL RECORDS - SPECIAL TEAMS****most extra points made by kicking**

7	Fitzpatrick, at Purdue (10.1.05)
7	Fitzpatrick, BYU (10.22.05)
6	Fitzpatrick, Navy (11.12.05)
6	Fitzpatrick, at Pittsburgh (9.3.05)
6	Gioia, North Carolina (11.4.06)
5	Walker, Michigan (9.13.08)
5	Walker, Navy (11.3.07)
5	Gioia, Army (11.18.06)
5	Fitzpatrick, Tennessee (11.5.05)
5	Fitzpatrick, Michigan State (9.17.05)
5	Gioia, Penn State (9.9.06)
5	Gioia, Purdue (9.30.06)
5	Gioia, vs. Navy (10.28.06)

**most extra points attempted by kicking**

7	Fitzpatrick, at Purdue (10.1.05)
7	Fitzpatrick, BYU (10.22.05)
6	Gioia, at Air Force (11.11.06)
6	Fitzpatrick, Navy (11.12.05)
6	Fitzpatrick, at Pittsburgh (9.3.05)
6	Gioia, North Carolina (11.4.06)
5	Walker, Michigan (9.13.08)
5	Walker, Navy (11.3.07)
5	Gioia, Army (11.18.06)
5	Fitzpatrick, Tennessee (11.5.05)
5	Fitzpatrick, Michigan State (9.17.05)
5	Gioia, Penn State (9.9.06)
5	Gioia, at Michigan State (9.23.06)
5	Gioia, Purdue (9.30.06)
5	Gioia, vs. Navy (10.28.06)

**most points scored by kicking**

12	Fitzpatrick, at Washington (9.24.05)
11	Fitzpatrick, Tennessee (11.5.05)
11	Fitzpatrick, Michigan State (9.17.05)
11	Gioia, Penn State (9.9.06)
9	Fitzpatrick, Syracuse (11.19.05)
9	Gioia, North Carolina (11.4.06)
8	Walker, Navy (11.3.07)
8	Gioia, vs. Navy (10.28.06)
8	Gioia, UCLA (10.21.06)
7	Fitzpatrick, at Purdue (10.1.05)
7	Fitzpatrick, USC (11.15.05)
7	Fitzpatrick, BYU (10.22.05)

7	Gioia, Stanford (10.7.06)
---	---------------------------

**most field goals attempted**

4	Fitzpatrick, Syracuse (11.19.05)
3	Gioia, UCLA (10.21.06)
3	Fitzpatrick, Michigan State (9.17.05)
3	Fitzpatrick, at Washington (9.24.05)
2	Walker, at Michigan State (9.20.08)
2	Walker, Navy (11.3.07)
2	Walker, at UCLA (10.6.07)
2	Fitzpatrick, Tennessee (11.5.05)
2	Fitzpatrick, at Stanford (11.26.05)
2	Fitzpatrick, USC (11.15.05)
2	Gioia, at Georgia Tech (9.2.06)
2	Gioia, Penn State (9.9.06)

**most field goals made**

3	Fitzpatrick, at Washington (9.24.05)
2	Walker, at UCLA (10.6.07)
2	Gioia, UCLA (10.21.06)
2	Fitzpatrick, Tennessee (11.5.05)
2	Fitzpatrick, Syracuse (11.19.05)
2	Fitzpatrick, Michigan State (9.17.05)
2	Gioia, Penn State (9.9.06)
1	10 Times

**longest field goal made**

48	Walker, at UCLA (10.6.07)
48	Fitzpatrick, Michigan State (9.17.05)
44	Fitzpatrick, Syracuse (11.19.05)
43	Fitzpatrick, at Michigan (9.10.05)
40	Gioia, vs. Navy (10.28.06)
39	Fitzpatrick, at Washington (9.24.05)
36	Fitzpatrick, Tennessee (11.5.05)
35	Gioia, Stanford (10.7.06)
35	Gioia, Penn State (9.9.06)
33	Gioia, UCLA (10.21.06)

**most punts**

10	Price, USC (10.20.07)
9	Price, at UCLA (10.6.07)
9	Price, at Penn State (9.8.07)
9	Fitzpatrick, at Michigan (9.10.05)
7	Price, at Michigan (9.15.07)
7	Price, Georgia Tech (9.1.07)
7	Price, Michigan (9.16.06)
7	Price, at Michigan State (9.23.06)
6	Maust, Michigan (9.13.08)
6	Price, Boston College (10.13.07)
6	Price, Michigan State (9.22.07)
6	Price, UCLA (10.21.06)
6	Fitzpatrick, vs. Ohio State (1.2.06)

**most yards punting**

450	Price, USC (10.20.07)
404	Price, at Penn State (9.8.07)
371	Fitzpatrick, at Michigan (9.10.05)
363	Price, Michigan (9.16.06)
363	Price, at UCLA (10.6.07)
303	Price, at Michigan (9.15.07)
303	Price, at Michigan State (9.23.06)
268	Price, Georgia Tech (9.1.07)
263	Maust, Michigan (9.13.08)
254	Fitzpatrick, vs. Ohio State (1.2.06)
253	Price, Boston College (10.13.07)

The Charlie Weis  
Record Book

**highest average yards per punt (min. 3 punts)**

51.9	Price, Michigan (9.16.06)	7-363
50.4	Price, at Georgia Tech (9.2.06)	5-252
47.4	Price, vs. LSU (1.3.07)	5-237
45.8	Price, North Carolina (11.4.06)	5-229
45.7	Fitzpatrick, at Pittsburgh (9.3.05)	3-137
45.7	Price, Purdue (9.30.06)	3-137
45.0	Price, USC (10.20.07)	10-450
44.2	Fitzpatrick, BYU (10.22.05)	5-221
44.8	Price, at Penn State (9.8.07)	9-403
44.0	Price, Penn State (9.9.06)	3-132
44.0	Maust, at Purdue (9.29.07)	3-132

**most punts downed inside 20**

3	Maust, at Stanford (11.24.07)
3	Price, Boston College (10.13.07)
3	Price, at UCLA (10.6.07)
3	Price, Purdue (9.30.06)
2	Maust, at Michigan State (9.20.08)
2	Maust, Michigan (9.13.08)
2	Maust, San Diego State (9.6.08)
2	Maust, Duke (11.17.07)
2	Maust, Air Force (11.10.07)
2	Price, at Michigan (9.15.07)
2	Price, North Carolina (11.4.06)
2	Fitzpatrick, vs Ohio State (1.2.06)
2	Fitzpatrick, Syracuse (11.19.05)
2	Fitzpatrick, USC (11.15.05)
2	Fitzpatrick, Michigan State (9.17.05)
2	Price, Penn State (9.9.06)
2	Price, Michigan (9.16.06)
2	Maust, at Purdue (9.29.07)

**longest punt**

62	Price, Penn State (9.9.06)
61	Price, at Georgia Tech (9.2.06)
60	Fitzpatrick, at Michigan (9.10.05)
59	Price, Michigan (9.16.06)
57	Price, at Penn State (9.8.07)
56	Price, Michigan State (9.22.07)
56	Price, Michigan (9.16.06)
56	Price, Boston College (10.13.07)
55	Price, at Michigan (9.16.07)
55	Price, Georgia Tech (9.1.07)
55	Price, Army (11.18.06)
55	Price, vs. LSU (1.3.07)

**longest punt return**

78	Zbikowski, Tennessee (11.5.05)
60	Zbikowski, at Stanford (11.24.07)
60	Zbikowski, USC (11.15.05)
52	Zbikowski, North Carolina (11.4.06)
47	Zbikowski, at Penn State (9.8.07)
32	Zbikowski, Navy (11.3.07)
25	Zbikowski, at Michigan State (9.23.06)
25	Zbikowski, at Washington (9.24.05)
23	Zbikowski, at Pittsburgh (9.3.05)
22	Allen, San Diego State (9.6.08)

**longest kick return**

53	Allen, at Michigan State (9.20.08)
50	Grimes, North Carolina (11.4.06)
46	Grimes, at Georgia Tech (9.2.06)
40	Tate, at Michigan (9.15.07)
40	Grimes, at Purdue (10.1.05)
38	Allen, Navy (11.3.07)
36	Hord, Tennessee (11.5.05)
33	Allen, USC (10.20.07)
33	Allen, at Purdue (9.29.07)
33	Grimes, BYU (10.22.05)

33 West, at Georgia Tech (9.2.06)

**most punt returns**

6	Zbikowski, at Stanford (11.26.05)
4	Zbikowski, at Stanford (11.24.07)
4	Zbikowski, USC (11.15.05)
4	Zbikowski, at Georgia Tech (9.2.06)
3	Allen, at Michigan State (9.20.08)
3	Zbikowski, Duke (11.17.07)
3	Zbikowski, Boston College (10.13.07)
3	Zbikowski, Army (11.18.06)
3	Zbikowski, North Carolina (11.4.06)
3	Zbikowski, Tennessee (11.5.05)
3	Zbikowski, Syracuse (11.19.05)

**most punt return yards**

118	Zbikowski, Tennessee (11.5.05)	3
87	Zbikowski, USC (11.15.05)	4
69	Zbikowski, North Carolina (11.4.06)	3
64	Zbikowski, at Stanford (11.24.07)	
37	Zbikowski, Navy (11.3.07)	2
35	Allen, San Diego State (9.6.08)	2
34	Zbikowski, Boston College (10.13.07)	3
34	Zbikowski, at Stanford (11.26.05)	6
31	Zbikowski, at Washington (9.24.05)	2
30	Zbikowski, at Georgia Tech (9.2.06)	4

**highest avg. gain per punt return (min. 2 ret.)**

39.3	Zbikowski, Tennessee (11.5.05)	3-118
23.0	Zbikowski, North Carolina (11.4.06)	3-69
21.8	Zbikowski, USC (11.15.05)	4-87
18.5	Zbikowski, Navy (11.3.07)	2-37
17.5	Allen, San Diego State (9.6.08)	2-35
16.0	Zbikowski, at Stanford (11.24.07)	4-64
15.5	Zbikowski, at Washington (9.24.05)	2-31
11.3	Zbikowski, Boston College (10.13.07)	3-34
11.0	Zbikowski, Michigan State (9.17.05)	2-22
7.5	West, North Carolina (11.4.06)	2-15
7.5	Zbikowski, BYU (10.22.05)	2-15
7.5	Zbikowski, at Georgia Tech (9.2.06)	4-30

**most kick returns**

6	Allen, Air Force (11.10.07)
6	Grimes, Michigan (9.16.06)
5	Allen, at Michigan State (9.20.08)
5	Tate, at Michigan (9.15.07)
5	Zbikowski, at USC (11.25.06)
5	Allen, Georgia Tech (9.1.07)
4	Allen, Navy (11.3.07)
4	Grimes, vs. LSU (1.3.07)
4	Grimes, at Stanford (11.26.05)
3	Tate, Michigan (9.13.08)
3	Allen, USC (10.20.07)
3	Allen, Boston College (10.13.07)
3	Allen, at UCLA (10.6.07)
3	Tate, Michigan State (9.22.07)
3	Allen, at Penn State (9.8.07)
3	Grimes, North Carolina (11.4.06)
3	Grimes, UCLA (10.21.06)
3	Grimes, BYU (10.22.05)
3	Hord, Tennessee (11.5.05)
3	Walls, Stanford (10.7.06)
3	West, at Michigan State (9.23.06)

**most kick return yards**

145	Grimes, Michigan (9.16.06)	6
147	Allen, at Michigan State (9.20.08)	5
133	Tate, at Michigan (9.15.07)	5
117	Allen, Air Force (11.10.07)	6
115	Allen, Navy (11.3.07)	4

107	Zbikowski, at USC (11.25.06)	5
101	Grimes, North Carolina (11.4.06)	3
97	Grimes, at Stanford (11.26.05)	4
84	Allen, Georgia Tech (9.1.07)	5
80	West, vs. LSU (1.3.07)	4

**highest avg. gain per kick return (min. 2 ret.)**

33.7	Grimes, North Carolina (11.4.06)	3-101
31.0	Grimes, at Purdue (10.1.05)	2-62
29.3	Allen, at Michigan State (9.20.08)	5-147
28.8	Allen, Navy (11.3.07)	4-115
26.6	Tate, at Michigan (9.15.07)	5-133
24.3	Allen, at UCLA (10.6.07)	3-73
24.2	Grimes, at Stanford (11.26.05)	4-97
24.2	Grimes, Michigan (9.16.06)	6-145
24.0	Allen, USC (10.20.07)	3-72
23.7	West, at Michigan State (9.23.06)	3-71

**most blocked kicks**

2	Anastasio, Syracuse (11.19.05)
2	Landri, North Carolina (11.4.06)
1	Laws, at Stanford (11.24.07)
1	Laws, Georgia Tech (9.1.07)
1	Quinn, S., at USC (11.25.06)
1	Landri, Army (11.18.06)
1	Laws, North Carolina (11.4.06)
1	Anastasio, at Washington (9.24.05)
1	Landri, Michigan (9.16.06)
1	Laws, at Air Force (11.11.06)
1	Laws, vs Ohio State (1.2.06)
1	Laws, at Purdue (10.1.05)
1	Ndukwe, vs Ohio State (1.2.06)

<b>NUMERICAL ROSTER</b>			<b>ALPHABETICAL ROSTER</b>						
No.	Name	Pos	No.	Name	Pos	Ht	Wt	Cl	Hometown/Previous School
1	Walker, Deion	WR	34	Aldridge, James	HB	6-0	225	Jr.	St. Louis, Mo./Merrillville [IN]
3	Floyd, Michael	WR	5	Allen, Armando	HB	5-10	195	So.	Opa Locka, FL/Hialeah-Miami Lakes
4	Gray, Gary	CB	37	Anello, Mike+	CB	5-10	170	Sr.	Orland Park, IL/Carl Sandburg
5	Allen, Armando	HB	38	Bathon, Chris+	S	5-10	192	Jr.	Pleasantville, NY/Pleasantville
6	Herring, Ray	S	67	Bemenderfer, Thomas	OC	6-5	300	Sr.	Mishawaka, IN/Penn
7	Clausen, Jimmy	QB	36	Bizjak, Joe+	K	6-2	165	Jr.	Kokomo, IN/Kokomo
8	McNeil, Raeshon	CB	12	Blanton, Robert	CB	6-1	180	Fr.	Matthews, NC/Butler
9	Johnson, Ethan	DE	35	Brooks, Kevin+	TE	6-2	240	Sr.	Thousand Oaks, CA/Crespi Carmelite
9	Rudolph, Kyle	TE	69	Brophy, Carl+	OL	6-4	278	Fr.	Spokane, Wash./Gonzaga Prep
10	Crist, Dayne	QB	94	Brown, Justin	DE	6-3	277	Sr.	Clinton, MD/Bishop McNamara
11	Grimes, David	WR	31	Brown, Sergio	S	6-2	205	Jr.	Maywood, IL/Proviso East
12	Blanton, Robert	CB	27	Bruton, David	S	6-2	212	Sr.	Miamisburg, OH/Miamisburg
13	Sharpley, Evan	QB	64	Burke, Tom+	LB	5-10	242	Jr.	New City, NY/Clarkstown South
14	Walker, Brandon	K	39	Burkhart, Ryan	K	5-11	190	Jr.	Wakarusa, IN/Northwood
15	Castello, Brian	QB	15	Castello, Brian+	QB	6-2	191	So.	Pittsburgh, PA/Chartiers Valley
15	McCarthy, Dan	S	52	Cave, Braxston	OC	6-3	315	Fr.	Mishawaka, IN/Penn
16	Montana, Nate	QB	7	Clausen, Jimmy	QB	6-3	217	So.	Westlake Village, CA/Oaks Christian
17	Lezynski, Nick	CB	73	Clelland, Lane	OT	6-5	281	Fr.	Owings Mills, MD/McDonogh School
18	Kamara, Duval	WR	24	Coughlin, Brian+	WR	6-0	172	Jr.	Oak Lawn, IL/Brother Rice
19	West, George	WR	10	Crist, Dayne	QB	6-4	233	Fr.	Sherman Oaks, CA/Notre Dame
20	Lambert, Terrail	CB	40	Crum, Maurice	ILB	6-0	235	Sr.	Tampa, FL/Tampa Bay Tech
21	Gallup Jr., Barry	HB	98	Cwynar, Sean	DE	6-4	282	Fr.	McHenry, IL/Marian Central Catholic
22	Smith, Harrison	S	75	Dever, Taylor	OT	6-5	308	So.	Grass Valley, CA/Nevada Union
23	Tate, Golden	WR	72	Duncan, Paul	OT	6-7	308	Sr.	Dallas, GA/East Paulding
24	Coughlin, Brian	WR	87	Fauria, Joseph	TE	6-7	245	Fr.	Encino, CA/Crespi Carmelite
24	Gordon, Leonard	CB	46	Filer, Steve	OLB	6-3	236	Fr.	Chicago, IL/Mount Carmel
25	Gray, Jonas	HB	62	Flavin, Bill+	OC/LS	6-3	252	So.	Darien, IL/Benet Academy
26	Slaughter, Jamoris	CB	45	Fleming, Darius	OLB	6-1	236	Fr.	Chicago, IL/St. Rita
27	Bruton, David	S	3	Floyd, Michael	WR	6-3	215	Fr.	St. Paul, MN/Cretin-Derham Hall
28	McCarthy, Kyle	S	42	Franco, Dan+	WR	5-10	188	Jr.	Granger, IN/Clay
29	Gaines, Jashaad	S	29	Gaines, Jashaad	S	6-0	202	Jr.	Las Vegas, NV/Las Vegas
29	Garcia, Michael	WR	21	Gallup Jr., Barry	HB	5-11	200	Jr.	Wellesley, MA/Belmont Hill
30	Paskorz, Steve	FB	29	Garcia, Michael+	WR	6-1	178	So.	Colorado Springs, Co/St. Mary's
31	Brown, Sergio	S	57	Golic Jr., Mike	OC	6-3	280	Fr.	West Hartford, CT/Northwest Catholic
32	Schmidt, Luke	FB/TE	81	Goodman, John	WR	6-3	197	Fr.	Fort Wayne, IN/Bishop Dwenger
33	Hughes, Robert	HB	24	Gordon, Leonard	CB	5-11	187	Jr.	Clarksville, TN/Fort Campbell
34	Aldridge, James	HB	4	Gray, Gary	CB	5-11	188	So.	Columbia, SC/Richland Northeast
35	Brooks, Kevin	TE/LS	25	Gray, Jonas	HB	5-10	230	Fr.	Beverly Hills, MI/Detroit Country Day
35	Smith, Kevin	ILB	11	Grimes, David	WR	5-10	177	Sr.	Detroit, MI/Saint Martin De Porres
36	Bizjak, Joe	K	38	Gurries, Christopher+	WR	5-10	181	So.	Reno, NV/Bishop Manogue
36	Posluszny, David	ILB	65	Hernandez, Mike+	OL	6-2	275	Fr.	Pasadena, Calif./Loyola
37	Anello, Mike	CB	6	Herring, Ray	S	5-10	198	Sr.	Melbourne, FL/Holy Trinity Episcopal
37	Noel, Eras	HB	33	Hughes, Robert	HB	5-11	237	So.	Chicago, IL/Hubbard
38	Bathon, Chris	S	9	Johnson, Ethan	DE	6-4	275	Fr.	Portland, OR/Lincoln
38	Gurries, Chris	WR	18	Kamara, Duval	WR	6-5	219	So.	Hoboken, NJ/Hoboken
39	Burkhart, Ryan	K							
40	Crum, Maurice	ILB							
41	Smith, Scott	OLB							
41	Rodriguez, Nikolas	HB							
42	Washington, Kevin	ILB							
42	Franco, Dan	WR							
43	Maust, Eric	P							
43	Leonis, John	CB							

**PRONUNCIATION GUIDE**

Bruton, David – BREW-ten	Nwankwo, Emeka – nuh-WONK-wo, uh-MEK-uh
Clelland, Lane – CLELL-und	Posluszny, David – poz-LUZ-nee
Crist, Dayne – crist (rhymes with wrist)	Richardson, Morrice – mo-REESE
Cwynar, Sean – SWIN-are	Romine, Matt – ro-MINE
Dever, Taylor – dev-er (rhymes with never)	Schwapp, Asaph – shwopp, A-saff
Fauria, Joseph – fore-ee-aye	Slaughter, Jamoris – juh-MORE-iss
Filer, Steve – FY-ler	Tisak, Jeff – TEE-sack
Kamara, Duval – kuh-MARE-uh, doo-VALL	Turkovich, Michael – turk-uh-vitch
Kuntz, Pat – Koontz	Williams, Hafis – hah-FEESE
Lewis-Moore, Kapron – cap-rin	Yeatman, Will – YATE-men
Maust, Eric – Rhymes with Cost	



**ALPHABETICAL ROSTER**

No.	Name	Pos	Ht	Wt	Cl	Hometown/Previous School
96	Kuntz, Pat	DE	6-3	283	Sr.	Indianapolis, IN/Roncalli
86	Kuppich, Paul+	TE/LS	6-3	232	Sr.	Westerville, OH/St. Charles Prep
20	Lambert, Terrail	CB	5-11	195	Sr.	Bakersfield, CA/Saint Bonaventure
43	Leonis, John+	CB	5-9	169	Sr.	Medford, OR/Saint Mary's
89	Lewis-Moore, Kapron	DE	6-4	257	Fr.	Weatherford, TX/Weatherford
17	Lezynski, Nick+	CB	5-8	157	So.	Newton, PA/Notre Dame High School
71	Mahoney, Dennis+	OL	6-6	290	Fr.	Baltimore, MD/Boys Latin High School
43	Maust, Eric+	P	6-2	177	Jr.	Atlanta, GA/Blessed Trinity
15	McCarthy, Dan	S	6-2	200	Fr.	Youngstown, OH/Cardinal Mooney
28	McCarthy, Kyle	S	6-0	203	Sr.	Youngstown, OH/Cardinal Mooney
54	McDonald, Anthony	ILB	6-1	225	Fr.	Sherman Oaks, CA/Notre Dame
8	McNeil, Raeshon	CB	6-0	190	Jr.	Cooleemee, NC/Davie
16	Montana, Nate+	QB	6-4	200	Fr.	Concord, CA/De La Salle
93	Mullen, Paddy	NT	6-3	300	Jr.	St. Louis, MO/De Smet Jesuit
47	Narvaez, Mike+	FB	5-11	231	Jr.	Ridgewood, NJ/Ridgewood
56	Neal, Kerry	OLB	6-2	246	So.	Bunn, NC/Bunn
99	Newman, Brandon	NT	6-1	310	Fr.	Louisville, KY/Pleasure Ridge Park
37	Noel, Eras+	HB	5-8	190	So.	Palmdale, CA/Paraclete
76	Nuss, Andrew	OG	6-5	304	So.	Ashburn, VA/Stone Bridge
91	Nwankwo, Emeka	DE	6-4	295	So.	Miramar, FL/Chaminade-Madonna Prep
55	Olsen, Eric	OG	6-4	303	Jr.	Staten Island, NY/Poly Prep Ctry.
30	Paskorz, Steve	FB	6-2	235	So.	Allison Park, PA/Hampton
82	Parris, Robby	WR	6-3	210	Jr.	Olmsted Falls, OH/Saint Ignatius
45	Patterson, Kristopher+	WR	5-11	185	Sr.	Seattle, WA/O' Dea
36	Posluszny, David	ILB	6-0	220	Fr.	Aliquippa, PA/Hopewell
48	Quinn, Steve	ILB	6-2	225	Sr.	Cherry Hill, NJ/Saint Joseph's Prep
61	Quintana, Martin+	DL/LB	6-1	250	Jr.	Berwyn, IL/St. Joseph
83	Ragone, Mike	TE	6-5	251	So.	Cherry Hill, NJ/Camden Catholic
53	Richardson, Morrice	DE	6-2	255	Jr.	College Park, GA/Westlake
78	Robinson, Trevor	OG	6-5	301	Fr.	Elkhorn, NE/Elkhorn
41	Rodriguez, Nikolas+	HB	5-11	205	Sr.	San Antonio, TX/Cornerstone Christian
70	Romine, Matt	OT	6-5	292	So.	Tulsa, OK/Union
9	Rudolph, Kyle	TE	6-6	252	Fr.	Cincinnati, OH/Elder
90	Ryan, John	OLB	6-5	264	Jr.	Westlake, OH/Saint Ignatius
32	Schmidt, Luke	FB/TE	6-4	246	Jr.	Jasper, IN/Jasper
44	Schwapp, Asaph	FB	6-0	251	Sr.	Hartford, CT/Weaver
13	Sharpley, Evan	QB	6-2	215	Sr.	Marshall, MI/Marshall
26	Slaughter, Jamoris	CB	6-0	182	Fr.	Tucker, GA/Tucker
58	Smith, Brian	ILB	6-3	245	So.	Overland Park, KS/Saint Thomas Aquinas
22	Smith, Harrison	S	6-2	212	So.	Knoxville, TN/Knoxville Catholic
35	Smith, Kevin+	ILB	5-8	215	Sr.	Gainesville, FL/F.W. Buchholz
41	Smith, Scott	OLB	6-3	235	Sr.	Highland Park, IL/Highland Park
49	Smith, Toryan	ILB	6-1	244	Jr.	Rome, GA/Rome
59	Stewart, Chris	OG	6-5	337	Jr.	Spring, TX/Klein
23	Tate, Golden	WR	5-11	195	So.	Hendersonville, TN/Pope John Paul II
63	Tisak, Jeff+	NT	6-5	306	Sr.	Duluth, MN/Duluth East
77	Turkovich, Mike	OG/OT	6-6	305	Sr.	Bedford, PA/Valley Forge Military College
85	Vos, Sam+	WR	5-10	199	Jr.	Burlington, WI/Catholic Central
97	Wade, Kallen	OLB	6-5	255	Jr.	Cincinnati, OH/Withrow
14	Walker, Brandon	K	6-3	202	So.	Findlay, OH/Findlay
1	Walker, Deion	WR	6-2	188	Fr.	Christchurch, VA/Christchurch
42	Washington, Kevin	ILB	6-1	250	Sr.	Sugar Land, TX/Stephen F. Austin
51	Wenger, Dan	OC	6-4	302	Jr.	Coral Springs, FL/Saint Thomas Aquinas
19	West, George	WR	5-10	196	Jr.	Spencer, OK/Northeast
79	Williams, Hafis	DE	6-1	302	Fr.	Elizabeth, NJ/Elizabeth
95	Williams, Ian	NT	6-2	310	So.	Altamonte Springs, FL/Lyman
84	Yeatman, Will	TE	6-6	265	Jr.	San Diego, CA/Rancho Bernardo
74	Young, Sam	OT	6-8	330	Jr.	Coral Springs, FL/Saint Thomas Aquinas

+ Walk-on Player

**NUMERICAL ROSTER**

No.	Name	Pos
44	Schwapp, Asaph	FB
45	Fleming, Darius	OLB
45	Patterson, Kristopher	WR
46	Filer, Steve	OLB
47	Narvaez, Mike	FB
48	Quinn, Steve	ILB
49	Smith, Toryan	ILB
51	Wenger, Dan	OC
52	Cave, Braxston	OC
53	Richardson, Morrice	DE
54	McDonald, Anthony	ILB
55	Olsen, Eric	OG
56	Neal, Kerry	OLB
57	Golic Jr., Mike	OC
58	Smith, Brian	ILB
59	Stewart, Chris	OG
61	Quintana, Martin	DL/LB
62	Flavin, Bill	OC
63	Tisak, Jeff	NT
64	Burke, Tom	LB
65	Hernandez, Mike	OL
67	Bemenderfer, Thomas	OC
69	Brophy, Carl	OL
70	Romine, Matt	OT
71	Mahoney, Dennis	OL
72	Duncan, Paul	OT
73	Clelland, Lane	OT
74	Young, Sam	OT
75	Dever, Taylor	OT
76	Nuss, Andrew	OG
77	Turkovich, Mike	OG/OT
78	Robinson, Trevor	OG
79	Williams, Hafis	DE
80	Jackson, Richard	WR
81	Goodman, John	WR
82	Parris, Robby	WR
83	Ragone, Mike	TE
84	Yeatman, Will	TE
85	Vos, Sam	WR
86	Kuppich, Paul	TE/LS
87	Fauria, Joseph	TE
89	Lewis-Moore, Kapron	DE
90	Ryan, John	OLB
91	Nwankwo, Emeka	DE
93	Mullen, Paddy	NT
94	Brown, Justin	DE
95	Williams, Ian	NT
96	Kuntz, Pat	DE
97	Wade, Kallen	OLB
98	Cwynar, Sean	DE
99	Newman, Brandon	NT

**Notre Dame  
Depth Chart**

**Notre Dame Offense**

X	18	DUVAL KAMARA	6-5	219	So.
	23	Golden Tate	5-11	195	So.
LT	77	MIKE TURKOVICH!	6-6	305	Sr.
	70	Matt Romine	6-5	292	So.
LG	55	ERIC OLSEN@	6-4	303	Jr.
	72	PAUL DUNCAN#	6-7	308	Sr.
C	51	Dan Wenger	6-4	302	Jr.
	67	Thomas Bemenderfer	6-5	300	Sr.
	or 52	Braxton Cave	6-3	315	Fr.
RG	59	Chris Stewart	6-5	337	Jr.
	78	Trevor Robinson	6-5	306	Fr.
RT	74	SAM YOUNG	6-8	330	Jr.
	75	Taylor Dever	6-5	301	So.
TE	9	Kyle Rudolph	6-6	252	Fr.
	84	Will Yeatman	6-6	265	Jr.
Z	11	DAVID GRIMES	5-10	177	Sr.
	3	Michael Floyd	6-3	215	Fr.
QB	7	JIMMY CLAUSEN	6-3	217	So.
	13	Evan Sharpley	6-2	215	Sr.
FB	44	ASAPH SCHWAPP	6-0	257	Sr.
	or 32	Luke Schmidt	6-4	246	Jr.
	30	Steve Paskorz	6-2	235	So.
HB	5	Armando Allen	5-10	195	So.
	or 33	Robert Hughes	5-11	237	So.
	or 34	JAMES ALDRIDGE	6-0	225	Jr.

**Notre Dame Special Teams**

PK	14	BRANDON WALKER	6-3	202	So.
	39	Ryan Burkhart	5-11	190	Jr.
P	43	Eric Maust	6-2	177	Jr.
	39	Ryan Burkhart	5-11	190	Jr.
SNP	39	Kevin Brooks	6-2	240	Sr.
	52	Braxton Cave	6-3	315	Fr.
HLD	43	Eric Maust	6-2	177	Jr.
	13	Evan Sharpley	6-2	215	Sr.

**Notre Dame Defense**

DE	53	Morrice Richardson	6-2	255	Jr.
	or 94	JUSTIN BROWN	6-3	277	Sr.
	89	Kapron Lewis-Moore	6-4	257	Fr.
NT	95	Ian Williams	6-2	310	So.
	93	Paddy Mullen	6-3	300	Jr.
DE	96	PAT KUNTZ	6-3	283	Sr.
	9	Ethan Johnson	6-4	275	Fr.
SAM	22	Harrison Smith	6-2	212	So.
	41	Scott Smith	6-4	235	Sr.
MIKE	58	Brian Smith	6-3	245	So.
	49	Toryan Smith	6-1	244	Jr.
JACK	40	MAURICE CRUM JR.	6-0	235	Sr.
	48	Steve Quinn	6-2	225	Sr.
WILL	90	JOHN RYAN	6-5	264	Jr.
	or 56	KERRY NEAL	6-2	246	So.
	45	Darius Fleming	6-1	236	Fr.
LCB	8	Raeshon McNeil	6-0	190	Jr.
	4	Gary Gray	5-11	188	So.
FS	27	DAVID BRUTON	6-2	212	Sr.
	31	Sergio Brown	6-2	205	Jr.
SS	28	Kyle McCarthy	6-1	203	Sr.
	6	Ray Herring	5-10	198	Sr.
RCB	20	TERRAIL LAMBERT	5-11	195	Sr.
	12	Robert Blanton	6-1	180	Fr.

**Notre Dame Special Teams**

PR	5	Armando Allen	5-10	195	So.
	11	David Grimes	5-10	177	Sr.
	23	Golden Tate	5-11	195	So.
KR	5	Armando Allen	5-10	195	So.
	23	Golden Tate	5-11	195	So.
	21	Barry Gallup Jr.	5-11	200	Jr.
	19	George West	5-10	196	Jr.
KO	39	Ryan Burkhart	5-11	190	Jr.
	14	Brandon Walker	6-3	202	So.

ALLCAPS- returning starter from 2007

! - started 12 games at LG in 2007

@ - started six games at RG in 2007

# - started 10 games at LT and 2 games at RT in 2007

**Notre Dame 21, San Diego State 13**  
**Notre Dame, Ind. (Notre Dame Stadium)**  
**Sept. 6, 2008**

**NOTRE DAME, Ind. (AP)** - Jimmy Clausen threw a 38-yard touchdown pass to Golden Tate moments after Notre Dame forced San Diego State to fumble in the end zone and the Fighting Irish rallied for a 21-13 victory on Saturday.

San Diego State (0-2), a 21-point underdog which lost to an FCS team last week, appeared to be on the verge of an upset early in the fourth quarter.

Brandon Sullivan was inches away from a 4-yard touchdown run and a two-score lead for the Aztecs. But safety David Bruton jarred the ball loose and recovered it in the end zone to help the Irish (1-0) avoid an embarrassing loss.

Clausen was 5-of-5 passing for 76 yards on the ensuing drive to rally the Irish to victory. Clausen added a game-clinching 6-yard TD pass to David Grimes with 2:08 left.

Clausen, who also had a 22-yard TD pass to freshman Michael Floyd late in the first half, was 21-of-34 passing for 237 yards with two interceptions.

Ryan Lindley carried San Diego State's offense, completing 29-of-59 passes for 274 yards with one interception and scoring a touchdown on a 1-yard keeper.

The Irish defense made its share of mistakes. Defensive captain Maurice Crum was called for a flagrant pass interference, then three plays later on a late hit on the quarterback to keep a drive alive, although the Aztecs still didn't score.

San Diego State did finally score, though, after Lindley connected with a Darren Mougey on a 43-yard pass play. Mougey, who had five catches for 97 yards, was wide open at 30 and was tackled at the 1 by Bruton. Lindley scored a play later on a keeper.

The Aztecs went ahead 13-7 midway through the third quarter on an 80-yard scoring drive with Lindley completing 6 of 7 passes for 49 yards, capped with a 15-yard pass to a diving Mougey in the back of the end zone. Lance Yoshida's point-after attempt bounced off the right upright.

Notre Dame coach Charlie Weis said he wanted the Irish to pound the ball, but they struggled against a makeshift San Diego State defensive line that had linebacker Russell Allen playing end because of injuries.

On third-and-1 from the 35-yard line, Hughes was stuffed for a 4-yard loss by a blitz by Laolagi. Armando Allen was crushed by safety Corey Boudreaux at the end of a 22-yard run and fumbled.

The Irish finished with 105 yards on 34 carries.

The crowd of 80,795 was the sixth largest the Aztecs had ever played before. They have lost all six games, although they have had other close calls, losing 24-21 at No. 17 Michigan in 2004 and 16-13 at No. 2 Ohio State in 2003.

Playing before its 200th straight sellout crowd and for the 400th time in Notre Dame Stadium, the Irish improved to 299-96-5 in the House that Rockne Built.

**Scoring Summary**

	1	2	3	4	F	
San Diego State	0	7	6	0	-	13 Record: (0-2)
Notre Dame	0	7	0	14	-	21 Record: (1-0)

**Second Quarter**

5:32 SD Lindley 1 yd run (Yoshida kick), 2-44 0:29  
 1:14 ND Floyd 22 yd pass from Clausen (Walker, B. kick), 3-21 0:17

**Third Quarter**

8:31 SD Mougey 15 yd pass from Lindley (Yoshida kick failed), 9-80 4:31

**Fourth Quarter**

9:43 ND Tate 38 yd pass from Clausen (Walker, B. kick), 6-80 2:12  
 2:08 ND Grimes 6 yd pass from Clausen (Walker, B. kick), 11-55 6:30

	SD	ND
FIRST DOWNS	19	20
RUSHES-YARDS (NET)	15-71	34-105
PASSING YDS (NET)	274	237
Passes Att-Comp-Int	59-29-1	34-21-2
TOTAL OFFENSE PLAYS-YARDS	74-345	68-342
Fumble Returns-Yards	0-0	0-0
Punt Returns-Yards	3-5	3-41
Kickoff Returns-Yards	4-50	3-74
Interception Returns-Yards	2-16	1-2
Punts (Number-Avg)	9-30.2	5-39.8
Fumbles-Lost	1-1	2-2
Penalties-Yards	11-100	7-58
Possession Time	29:08	30:52
Third-Down Conversions	5 of 16	3 of 12
Fourth-Down Conversions	0 of 1	1 of 2
Red-Zone Scores-Chances	2-3	1-5
Sacks By: Number-Yards	0-0	1-7

**RUSHING:** San Diego State-Sullivan 10-66; Henderson 2-12; Mougey 1-minus 1; Lindley 2-minus 6. Notre Dame-Allen 17-59; Hughes 16-54; Maust 1-minus 8.

**PASSING:** San Diego State-Lindley 29-59-1-274. Notre Dame-Clausen 21-34-2-237.

**RECEIVING:** San Diego State-Kawulok 9-60; Mougey 5-97; Wallace 4-40; Henderson 4-37; Brown 3-19; Sullivan 2-7; Umuolo 1-7; Shaw 1-7. Notre Dame-Tate 6-93; Grimes 5-35; Hughes 3-32; Allen 3-18; Kamara 1-28; Floyd 1-22; Rudolph 1-5; Yeatman 1-4.

**INTERCEPTIONS:** San Diego State-McKay 1-16; Holmes 1-0. Notre Dame-Neal 1-2.

**FUMBLES:** San Diego State-Sullivan 1-1. Notre Dame-Hughes 1-1; Allen 1-1.

**SACKS (UA-A):** San Diego State-None. Notre Dame-Crum 1-0.

**TACKLES (UA-A):** San Diego State-Laolagi 8-5; Milling 6-5; Holmes 6-1; Preston 2-3; Allen 3-1; Williams 1-3; Soto 1-3; Boudreaux 1-3; Moore 2-1; Campbell 2-1; McKay 2-0; Lawson 1-1; Perez 1-1; Sandford 1-1; Hemmings 1-0; Stahovich 1-0; Louis 1-0; Armstrong 0-1; Davis 0-1; Sokoloski 0-1. Notre Dame-McCarthy 10-4; Bruton 7-0; Lambert 6-0; Brown, S. 4-2; Crum 3-3; Smith, B. 4-0; Smith, H. 3-0; Neal 1-2; Anello 2-0; Fleming 1-0; Kamara 1-0; Richardson 1-0; Ryan 1-0; Johnson 0-1.

**Notre Dame 35, Michigan 17  
Notre Dame, Ind. (Notre Dame Stadium)  
Sept. 13, 2008**

**NOTRE DAME, Ind. (AP)** - A busted up knee could hardly put a damper on this day for Notre Dame coach Charlie Weis.

"We definitely showed up against a good opponent and it's sweet," said Weis, on crutches most of the game after tearing the ACL and MCL in his left knee Saturday when he was hit in the second quarter along the sideline. "This was a big win for our program and our kids."

Ripping a page out of the playbook that Michigan used for consecutive wins over the Irish the past two seasons, Notre Dame took advantage of mistakes by the Wolverines to jump to a three-touchdown lead. Michigan coach Rich Rodriguez said his team's six turnovers too much to overcome.

"I don't think we're that far off. We've just got to play better," he said. "I've said it many times, we're not good enough to play poorly and win. We're not right now."

Jimmy Clausen, who was sacked eight times by the Wolverines last year, was 10-of-21 passing for 147 yards with two touchdown passes, two interceptions and he wasn't sacked. Robert Hughes ran for two touchdowns for the Irish.

After losing 38-0 and 47-21 to the Wolverines the past two seasons, Clausen said the victory Saturday was big.

"It feels great. I was talking to a bunch of the guys before the game, I said, 'Remember what we felt like last year after this game. That's not going to happen again.'"

Weis was hurt when Irish defensive end John Ryan, who is 6-5, 264 pounds, was blocked and crashed into Weis in the leg. The coach was looking in the other direction because the ball carrier had run past him.

"Tommy Brady's got nothing on me," Weis joked afterward about the injured New England Patriots' quarterback.

Weis will have surgery on his knee in the next few days.

"I feel like an athlete. First time in my life," he said.

The Irish scored their first two touchdowns off turnovers and went ahead 21-0 in the first quarter.

"Neither one of us, is really built at this time to play from behind in a significant margin," Weis said.

"Because the question was for everyone. It wasn't just for media. It was for coaches, it was for players, for everyone. Where are we going to go from here?" he said.

Linebacker Brian Smith, who returned a fumble recovery 35 yards for the only touchdown of the second half early in the fourth quarter, said the Irish showed they are an improved team.

"Last year at Michigan, we were embarrassed as a team. We remembered that as we were training and getting ready for the season," Smith said.

The victory came on the same day Notre Dame honored former coach Lou Holtz by dedicating a statue of him before the game. Members of his 1988 national team, Notre Dame's last title winner, also were on hand for the victory.

"Today it was not Lou, it was not the '88 team, it was those guys in that locker room stepping up and earn the respect that (senior linebacker) Mo Crum was talking about last night at the pep rally," Weis said. "We had a bunch of guys that stepped up and said we want to make a statement that Notre Dame's not just some garbage school out there."

This year it was the Wolverines who left the game wondering where they go from here.

"Michigan football will be back," Rodriguez said. "All the naysayers out there, I'm disappointed but I'm not discouraged. Michigan football will be back."

The second half was played in a steady rain as the Wolverines made four of their six turnovers.

"You can't blame the conditions," said Steven Threet, who was 16-of-23 passing for 175 yards and a touchdown with no interceptions for Michigan.

Sam McGuffie ran for 131 yards on 25 carries and had four catches for 47 yards and a touchdown. The Wolverines moved the ball better than they did in their first two games in Rodriguez's spread offense. They just couldn't hold on to it.

"I don't think we're that far off. We've just got to play better. I've said it many times, we're not good enough to play poorly and win," he said. "We're not right now."

**Scoring Summary**

	<b>1</b>	<b>2</b>	<b>3</b>	<b>4</b>	<b>F</b>	
Michigan	7	10	0	0	-	17 Record: (1-2)
Notre Dame	21	7	0	7	-	35 Record: (2-0)

**First Quarter**

11:52 ND Hughes 2 yd run (Walker, B. kick), 3-11 0:50  
 11:00 ND Kamara 10 yd pass from Clausen (Walker, B. kick), 3-14 0:52  
 4:51 ND Tate 48 yd pass from Clausen (Walker, B. kick), 1-63 0:15  
 1:56 UM McGuffie 40 yd pass from Threet (Lopata kick), 7-75 2:55

**Second Quarter**

11:53 UM Lopata 23 yd field goal, 8-67 3:21  
 8:47 ND Hughes 1 yd run (Walker, B. kick), 6-87 3:06  
 5:41 UM Grady 7 yd run (Lopata kick), 7-60 3:06

**Fourth Quarter**

14:50 ND Smith, B. 35 yd fumble recovery (Walker, B. kick)

	<b>UM</b>	<b>ND</b>
FIRST DOWNS	21	14
RUSHES-YARDS (NET)	42-159	34-113
PASSING YDS (NET)	229	147
Passes Att-Comp-Int	28-19-2	21-10-2
TOTAL OFFENSE PLAYS-YARDS	70-388	55-260
Fumble Returns-Yards	0-0	1-35
Punt Returns-Yards	2--2	2-12
Kickoff Returns-Yards	5-57	4-58
Interception Returns-Yards	2-0	2-80
Punts (Number-Avg)	4-52.8	6-43.8
Fumbles-Lost	7-4	3-0
Penalties-Yards	7-79	3-38
Possession Time	32:12	27:48
Third-Down Conversions	4 of 12	3 of 12
Fourth-Down Conversions	1 of 2	0 of 2
Red-Zone Scores-Chances	2-4	3-4
Sacks By: Number-Yards	0-0	0-0

**INDIVIDUAL LEADERS**

**RUSHING:** Michigan-McGuffie 25-131; Mesko 1-13; Threet 5-8; Shaw 2-5; Grady 4-4; Minor 3-1; Brown 1-0; **TEAM** 1-minus 3. Notre Dame-Hughes 19-79; Aldridge 9-28; Clausen 2-5; Allen 2-4; **TEAM** 2-minus 3.

**PASSING:** Michigan-Threet 16-23-0-175; Sheridan 3-5-2-54. Notre Dame-Clausen 10-21-2-147.

**RECEIVING:** Michigan-Odoms 6-56; McGuffie 4-47; Mathews 4-46; Stonum 3-35; Babb 2-45. Notre Dame-Tate 4-127; Floyd 2-10; Kamara 1-10; Grimes 1-3; Parris 1-0; Hughes 1-minus 3.

**INTERCEPTIONS:** Michigan-Trent 2-0. Notre Dame-Gray 1-41; Bruton 1-39.

**FUMBLES:** Michigan-Threet 2-1; Cissoko 1-0; Shaw 1-1; Grady 1-1; Minor 1-1; Warren 1-0. Notre Dame-Tate 1-0; Aldridge 1-0; Clausen 1-0.

**SACKS (UA-A):** Michigan-None. Notre Dame-None.

**TACKLES (UA-A):** Michigan-Trent 4-5; Brown 3-5; Warren 3-4; Thompson 3-4; Ezeh 2-4; Harrison 0-6; Jamison 2-2; Mouton 0-4; Johnson 1-2; Graham 1-1; Van Bergen 0-2; Sheridan 1-0; Butler 1-0; Molk 1-0; Woolfolk 1-0; Johnson 0-1; Martin 0-1; Leach 0-1; Fitzgerald 0-1; Williams 0-1; Stewart 0-1; Taylor 0-1. Notre Dame-Bruton 10-5; McCarthy, K. 7-3; Smith, B. 2-4; Crum 3-2; Brown, J. 2-2; Kuntz 3-0; McNeil 2-1; Anello 2-1; Fleming 1-3; Neal 1-2; Blanton 2-0; Lambert 2-0; Brown, S. 1-1; Williams 1-0; Gordon 1-0; Smith, H. 1-0; Quinn 1-0; Ryan 0-1; Johnson 0-1; Richardson 0-1; Washington, Kevin 0-1.

**Michigan State 23, Notre Dame 7  
East Lansing, Mich. (Spartan Stadium)  
Sept. 20, 2008**

**EAST LANSING, Mich. (AP)** - Javon Ringer ran for 201 yards and two touchdowns on 39 carries, carrying Michigan State to a 23-7 win over Notre Dame on Saturday.

Michigan State (3-1) took a 13-0 lead into the fourth quarter, then sealed the victory by handing off to Ringer on all seven plays of a 77-yard drive that he capped with his second score with 2:16 left.

The Irish (2-1) turned the ball over three times and missed two field goals, hurting their chances of starting 3-0 for the first time since 2002 and the second time in 12 years.

Jimmy Clausen was 24-of-41 for 242 yards with a TD and two interceptions, one in the end zone on a play that was overturned by a video review.

Clausen was sacked three times - after not being sacked once in the first two games - and was hurried and hit numerous times. Brandon Long was credited with 2 1/2 sacks.

Michael Floyd caught a 26-yard TD pass early in the fourth quarter, getting Notre Dame within six points, after fumbling at the Michigan State 20 early in the third.

Brandon Walker missed two field goals. A 51-yard kick sailed right in the second quarter and a 41-yard kick went left after a high snap with 5:50 to go in the game, ruining a chance to get within six.

Notre Dame coach Charlie Weis was on the sideline without crutches, wearing a brace under his blue slacks that protected his right knee that was injured in last week's win over Michigan.

Ringer led the nation with nine touchdowns and 104 carries after three games, coming off career highs with 43 carries and 282 yards in a shutout win over Florida Atlantic. He took another step toward stardom with his performance against an Irish team geared to stop him and his highlight of the day was a 63-yard run that set up his second TD.

The Spartans got off to a good start, limiting Notre Dame to minus-5 yards on its first two drives and kicking a field goal on their opening possession.

Clausen's up-for-grabs pass in the end zone to a double-covered Duval Kamara was ripped away by safety Otis Wiley on Notre Dame's third drive. It was originally ruled incomplete but overturned by replay.

Clausen threw another poor pass in the second quarter and it was picked off by Wiley at the Notre Dame 22, setting up Ringer's first TD.

Brett Swenson kicked his second field goal with in the third quarter, putting the Spartans ahead 13-0. That proved to be enough scoring for the Spartans, who have won three straight after losing the opener at California

**Scoring  
Summary**

	<b>1</b>	<b>2</b>	<b>3</b>	<b>4</b>	<b>F</b>	
Notre Dame	0	0	0	7	-	7 Record: (2-1)
Michigan State	3	7	3	10	-	23 Record: (3-1)

**First Quarter**

11:14 MS Swenson 45 yd field goal, 6-24 1:44

**Second Quarter**

3:28 MS Ringer 1 yd run (Swenson kick), 9-22 3:42

**Third Quarter**

5:32 MS Swenson 26 yd field goal, 12-77 5:18

**Fourth Quarter**

14:51 ND Floyd 26 yd pass from Clausen (Walker, B. kick), 8-75 2:34

9:10 MS Swenson 23 yd field goal, 11-54 5:35

2:16 MS Ringer 1 yd run (Swenson kick), 7-77 3:34

**Team Statistics**

	<b>ND</b>	<b>MS</b>
FIRST DOWNS	18	16
RUSHES-YARDS (NET)	22-16	43-203
PASSING YDS (NET)	242	143
Passes Att-Comp-Int	41-24-2	26-12-0
TOTAL OFFENSE PLAYS-YARDS	63-258	69-346
Fumble Returns-Yards	0-0	0-0
Punt Returns-Yards	3-23	1-10
Kickoff Returns-Yards	5-147	2-47
Interception Returns-Yards	0-0	2-0
Punts (Number-Avg)	5-40.8	5-45.2
Fumbles-Lost	3-1	1-1
Penalties-Yards	5-24	6-65
Possession Time	26:15	33:45
Third-Down Conversions	6 of 13	6 of 15
Fourth-Down Conversions	0 of 1	1 of 1
Red-Zone Scores-Chances	0-2	4-4
Sacks By: Number-Yards	0-0	3-34

**INDIVIDUAL LEADERS**

RUSHING: Notre Dame-Tate 1-24; Aldridge 4-13; Hughes 5-9; Allen 6-8; TEAM 1-minus 7; Clausen 5-minus 31. Michigan State-Ringer 39-201; Hoyer 2-6; TEAM 2-minus 4.

PASSING: Notre Dame-Clausen 24-41-2-242. Michigan State-Hoyer 12-26-0-143.


RECEIVING: Notre Dame-Floyd 7-86; Tate 5-83; Allen 5-20; Parris 4-22; Rudolph 2-29; Yeatman 1-2. Michigan State-Dell 4-80; White 2-19; Celek 2-15; Cunningham 1-22; Curry 1-4; Hawken 1-3; Ringer 1-0.

INTERCEPTIONS: Notre Dame-None. Michigan State-Wiley 2-0.

FUMBLES: Notre Dame-Floyd 1-1; TEAM 1-0; Clausen 1-0. Michigan State-Ringer 1-1.

SACKS (UA-A): Notre Dame-None. Michigan State-Long 2-0; Anderson 0-1; Rucker 0-1.

TACKLES (UA-A): Notre Dame-Smith, B. 4-6; Bruton 3-7; McCarthy, K. 1-8; Crum 4-4; Lambert 2-6; Smith, H. 1-5; Williams, I. 1-5; Gray, G. 4-0; McNeil 1-3; Blanton 1-2; TEAM 2-0; Kuntz 1-1; Brown, J. 0-2; Quinn 1-0; Smith, S. 1-0; Ryan 0-1; Neal 0-1; Fleming 0-1. Michigan State-Jones 6-3; Rucker 4-5; Decker 2-6; Fortener 5-2; Wiley 3-2; Long 2-3; Weaver 4-0; Denson 2-0; Adams 2-0; Ware 1-1; Hyde 1-1; Kershaw 0-2; Jordan 1-0; Allison 0-1; Gordon 0-1; Henderson 0-1; Anderson 0-1; Robinson 0-1.



**34**

**HB**  
**6-0, 225**

**Jr.**  
**James Aldridge**  
**St. Louis, Mo.**

2008

**Michigan State:** Appeared in second consecutive game, rushing for 13 yards on four carries. **Michigan:** Registered first game action of the 2008 season, recording 28 yards rushing on nine attempts. **San Diego State:** Did not see game action in the opening week of the season.

**CAREER STATISTICS**


Year	G-S	Rushing					Receiving				
		Att	Yds	Avg	TD	LG	Rec	Yds	Avg	TD	LG
2008	2-0	13	41	3.2	0	9	0	0.0	0	0	
2007	11-5	121	463	3.8	0	43	5	30	6.0	11	
2006	7-0	37	142	3.8	0	13	0	0.0	0	0	
<b>Total</b>	<b>20-5</b>	<b>171</b>	<b>646</b>	<b>3.8</b>	<b>0</b>	<b>43</b>	<b>5</b>	<b>30</b>	<b>6.0</b>	<b>11</b>	

**CAREER GAME-BY-GAME**

2008	G-S	Rushing					Receiving				
		Att	Yds	Avg	LG	TD	Rec	Yds	Avg	TD	LG
SDSU (9.6)							DNP				
UM (9.13)9		28	3.1	8	0	0	0	0.0	0	0	
at MSU (9.20)		4	13	3.2	9	0	0	0.0	0	0	
PU (9.27)											
SU (10.4)											
at UNC (10.11)											
at UW (10.25)											
PITT (11.1)											
at BC (11.8)											
vs. Navy (11.15)											
CUSE (11.22)											
at USC (11.29)											

2007	G-S	Rushing					Receiving				
		Att	Yds	Avg	LG	TD	Rec	Yds	Avg	TD	LG
GT (9.1)		6	19	3.2	7	0	0	0.0	0	0	
at PSU (9.8)		1	-3	-3.0	-3	0	0	0.0	0	0	
at UM (9.15)		10	51	5.1	11	0	0	0.0	0	0	
*MSU (9.22)		18	104	5.8	43	0	0	0.0	0	0	
*at PU (9.29)		5	9	1.8	4	0	0	0.0	0	0	
*at UCLA (10.6)		22	52	2.4	9	0	3	18	6.0	11	
*BC (10.13)		5	17	3.4	7	0	1	5	5.0	5	
USC (10.20)							DNP				
Navy (11.3)		32	125	3.9	14	0	0	0.0	0	0	
*AF (11.10)		14	62	4.4	16	0	0	0.0	0	0	
Duke (11.17)		8	27	3.9	6	0	1	7	7.0	7	
at SU (11.25)		0	0	0.0	0	0	0	0.0	0	0	

2006	G-S	Rushing					Receiving				
		Att	Yds	Avg	LG	TD	Rec	Yds	Avg	TD	LG
at GT (9.2)							DNP				
PSU (9.9)							DNP				
UM (9.16)							DNP				
at MSU (9.23)							DNP				
PU (9.30)							DNP				
SU (10.7)		4	25	6.3	11	0	0	0.0	0	0	
UCLA (10.21)							DNP				
vs. Navy (10.28)		12	29	2.4	7	0	0	0.0	0	0	
UNC (11.4)		8	45	5.6	13	0	0	0.0	0	0	
at AF (11.11)		5	27	5.4	9	0	0	0.0	0	0	
Army (11.18)		3	9	3.0	10	0	0	0.0	0	0	
at USC (11.25)		2	0	0.0	1	0	0	0.0	0	0	
LSU (1.3)		3	7	2.3	4	0	0	0.0	0	0	



**5**

**HB**  
**5-10, 190**

**So.**  
**Armando Allen**  
**Opa Locka, Fla.**

2008

**Michigan State:** Registered 198 all-purpose yards, including the longest kick return of career for 53 yards (longest kick return since 2002) against the Spartans. **Michigan:** Saw limited playing time, registering one punt return for nine yards and carrying the ball twice for four yards. **San Diego State:** Recorded 158 all-purpose yards in the season opener, including 64 yards rushing and 18 yards receiving to go along with his career-long punt return of 22 yards in the second quarter.

**CAREER STATISTICS**

Year	G-S	Rushing					Receiving				
		Att	Yds	Avg	TD	LG	Rec	Yds	Avg	TD	LG
2008	3-1	24	71	3.0	0	14	8	38	4.8	0	13
2007	12-4	86	348	4.0	0	15	24	124	5.2	1	16
<b>Total</b>	<b>15-5</b>	<b>110</b>	<b>419</b>	<b>3.8</b>	<b>0</b>	<b>15</b>	<b>32</b>	<b>162</b>	<b>5.1</b>	<b>1</b>	<b>16</b>

Year	Ret	Kick Return			All-Purpose					
		Yds	Avg	TD	Rush	Rec	PR	KR	Avg/G	
2008	8	193	24.1	0	53	71	38	67	193	123.0
2007	33	704	21.3	0	38	348	124	0	704	98.0
<b>Total</b>	<b>41</b>	<b>897</b>	<b>21.9</b>	<b>0</b>	<b>53</b>	<b>419</b>	<b>162</b>	<b>67</b>	<b>897</b>	<b>103.0</b>

**CAREER GAME-BY-GAME**

2008	G-S	Rushing					Receiving				
		Att	Yds	Avg	LG	TD	Rec	Yds	Avg	TD	LG
*SDSU (9.6)		16	59	3.7	14	0	3	18	6.0	0	10
UM (9.13)2		4	2.0	2	0	0	0	0.0	0	0	
at MSU (9.20)		6	8	1.3	5	0	5	20	4.0	0	13
PU (9.27)											
SU (10.4)											
at UNC (10.11)											
at UW (10.25)											
PITT (11.1)											
at BC (11.8)											
vs. Navy (11.15)											
CUSE (11.22)											
at USC (11.29)											

2008	G-S	Punt Returns					Kick Returns				
		Att	Yds	Avg	LG	TD	Att	Yds	Avg	LG	TD
SDSU (9.6)		2	35	17.5	22	0	2	46	23.0	29	9
UM (9.13)1		9	9.9	9	0	1	0	0.0	0	0	
at MSU (9.20)		3	23	7.7	18	0	5	147	29.4	53	0
PU (9.27)											
SU (10.4)											
at UNC (10.11)											
at UW (10.25)											
PITT (11.1)											
at BC (11.8)											
vs. Navy (11.15)											
CUSE (11.22)											
at USC (11.29)											

2007	G-S	Rushing					Receiving				
		Att	Yds	Avg	LG	TD	Rec	Yds	Avg	TD	LG
GT (9.1)		3	25	8.3	11	0	1	1	1.0	0	1
*at PSU (9.8)		8	11	1.4	4	0	6	38	6.3	0	15
*at UM (9.15)		9	24	2.7	6	0	2	7	3.5	0	11
MSU (9.22)		3	13	4.3	9	0	1	5	5.0	0	5
at PU (9.29)		6	25	4.2	9	0	1	-9	-9.0	0	-9
at UCLA (10.6)		3	19	6.3	11	0	2	3	1.5	0	4
BC (10.13)		3	9	3.0	7	0	3	16	5.3	0	9
USC (10.20)		11	58	5.3	11	0	0	0	0.0	0	0
*Navy (11.3)		16	91	5.7	15	0	3	20	6.7	0	16
AF (11.10)		9	27	3.0	9	0	2	17	8.5	1	9
*Duke (11.17)		9	42	4.7	12	0	2	17	8.5	0	14
at SU (11.25)		6	4	1.5	9	0	1	9	9.0	0	9



**37**

**CB**  
**5-10, 170**

**Sr.**  
**Mike Anello**  
**Orland Park, Ill.**

**CAREER**

Senior cornerback earned a scholarship following a sensational 2007 season ... starting gunner on the punt coverage team and tallied six tackles ... involved in both punt and kick coverage units ... owns a 3.93 cumulative grade-point average (GPA), qualifying him for the dean's list, and is a finance major in Notre Dame's Mendoza College of Business.

**2008**

**Michigan State:** Saw multiple double teams on special teams in failing to record a tackle for the first time on the season. **Michigan:** Made three tackles (two solo, one assist), forced a fumble and had a fumble recovery in his gunner roll on special teams ... the fumble recovery was the first of his career. **San Diego State:** Recorded four tackles (all solo) on punt and kickoff coverage in the season opening win.


**CAREER STATISTICS**

Year	G-S	Tackles			TFL	QBH	Scks	Fumbles			
		TT	UT	AT				FF	FR	PBU	INT
2008	3-0	7	6	1	0.0-0	0	0	1	1-0	0	0-0
2007	8-0	6	4	2	0.0-0	0	0	0	0-0	0	0-0
<b>Total</b>	<b>11-0</b>	<b>13</b>	<b>10</b>	<b>3</b>	<b>0.0-0</b>	<b>0</b>	<b>0</b>	<b>1</b>	<b>1-0</b>	<b>0</b>	<b>0-0</b>

**CAREER GAME-BY-GAME**

2008	TT	UT	AT	FF	FR
SDSU (9.6)	4	4	0	0	0-0
UM (9.13)	3	2	1	1	1-0
at MSU (9.20)	0	0	0	0	0-0
PU (9.27)					
SU (10.4)					
at UNC (10.11)					
at UW (10.25)					
PITT (11.1)					
at BC (11.8)					
vs. Navy (11.15)					
CUSE (11.22)					
at USC (11.29)					

2007	TT	UT	AT	FF	FR
GT (9.1)				DNP	
at PSU (9.8)				DNP	
at UM (9.15)	1	1	0	0	0-0
MSU (9.22)	0	0	0	0	0-0
at PU (9.29)				DNP	
at UCLA (10.6)	0	0	0	0	0-0
BC (10.13)	0	0	0	0	0-0
USC (10.20)	2	1	1	0	0-0
Navy (11.3)				DNP	
AF (11.10)	0	0	0	0	0-0
Duke (11.17)	1	0	1	0	0-0
at SU (11.25)	2	2	0	0	0-0



**94**

**DE**  
**6-3, 261**

**Sr.**  
**Justin Brown**  
**Clinton, Md.**

**2008**

**Michigan State:** Recorded two tackles (both assists) in his ninth career start in the first loss of the season. **Michigan:** Made eighth start of his career and notched four tackles (two solo, two assists) and also had two tackles for loss. **San Diego State:** Made seventh start of his career in the season opening win and helped limit the Aztecs to 71 rushing yards on the day.

**CAREER STATISTICS**

Year	G-S	Tackles			TFL	QBH	Scks	Fumbles			
		TT	UT	AT				FF	FR	PBU	INT
2008	3-3	6	2	4	2.0-1	0	0	0	0-0	0	0-0
2007	10-5	30	11	19	3.5-18	0	1-4	0	0-0	0	0-0
2006	4-0	6	1	5	1.5-10	1	1-10	1	0-0	1	0-0
2005	12-1	12	9	3	1.0-2	1	0-0.0	0	0-0	0	0-0
2004							DNP				
<b>Total</b>	<b>29-9</b>	<b>54</b>	<b>23</b>	<b>31</b>	<b>8.0-31</b>	<b>2</b>	<b>2.5-14</b>	<b>1</b>	<b>0-0</b>	<b>1</b>	<b>0-0</b>

**CAREER GAME-BY-GAME**

2008	TT	UT	AT	TFL	Scks	FF	FR	PBU	INT
*SDSU (9.6)	0	0	0	0.0-0	0.0-0	0	0-0	0	0-0
*UM (9.13)	4	2	2	2.0-1	0.0-0	0	0-0	0	0-0
at MSU (9.20)	2	0	2	0.0-0	0.0-0	0	0-0	0	0-0
PU (9.27)									
SU (10.4)									
at UNC (10.11)									
at UW (10.25)									
PITT (11.1)									
at BC (11.8)									
vs. Navy (11.15)									
CUSE (11.22)									
at USC (11.29)									

2007	TT	UT	AT	TFL	Scks	FF	FR	PBU	INT
*GT (9.1)	1	0	1	0.0-0	0.0-0	0	0-0	0	0-0
at PSU (9.8)	3	2	1	1.5-13	0.5-2	0	0-0	0	0-0
at UM (9.15)	8	4	4	0.5-1	0.0-0	0	0-0	0	0-0
MSU (9.22)									
at PU (9.29)									
at UCLA (10.6)	0	0	0	0.0-0	0.0-0	0	0-0	0	0-0
BC (10.13)	0	0	0	0.0-0	0.0-0	0	0-0	0	0-0
*USC (10.20)	3	2	1	0.0-0	0.0-0	0	0-0	0	0-0
Navy (11.3)	4	1	3	0.0-0	0.0-0	0	0-0	0	0-0
*AF (11.10)	6	2	4	1-3.0	0.0-0	0	0-0	0	0-0
*Duke (11.17)	2	0	2	0.0-0	0.0-0	0	0-0	0	0-0
*at SU (11.25)	3	0	3	0.5-2	0.5-2	0	0-0	0	0-0

2006	TT	UT	AT	TFL	Scks	FF	FR	PBU	INT
at GT (9.2)									
PSU (9.9)									
UM (9.16)									
at MSU (9.23)									
PU (9.30)									
SU (10.7)									
UCLA (10.21)									
vs. Navy (10.28)	2	1	1	1-6.0	1-6.0	1	0-0	0	0-0
UNC (11.4)	1	0	1	0.0-0	0.0-0	0	0-0	0	0-0
at AF (11.11)	3	0	3	0.5-4	0.5-4	0	0-0	0	0-0
Army (11.18)									
at USC (11.25)									
LSU (1.3)	0	0	0	0.0-0	0.0-0	0	0-0	0	0-0

2005	TT	UT	AT	TFL	Scks	FF	FR	PBU	INT
at Pitt (9.3)	2	2	0	0.0-0	0.0-0	0	0-0	0	0-0
at UM (9.10)	0	0	0	0.0-0	0.0-0	0	0-0	0	0-0
MSU (9.17)	0	0	0	0.0-0	0.0-0	0	0-0	0	0-0
at WU (9.24)	0	0	0	0.0-0	0.0-0	0	0-0	0	0-0
at PU (10.1)	0	0	0	0.0-0	0.0-0	0	0-0	0	0-0
USC (10.15)	1	0	1	0.0-0	0.0-0	0	0-0	0	0-0
BYU (10.22)	1	1	0	0.0-0	0.0-0	0	0-0	0	0-0
UT (11.5)	1	1	0	0.0-0	0.0-0	0	0-0	0	0-0

Navy (11.12)	7	2	5	1.0-2	0.0-0	0	0-0	0	0-0
*Cuse (11.19)	0	0	0	0.0-0	0.0-0	0	0-0	0	0-0
*at SU (11.26)	4	4	0	0.0-0	0.0-0	0	0-0	0	0-0
OSU (1.2)	0	0	0	0.0-0	0.0-0	0	0-0	0	0-0



**31**

**DS**  
**6-2 205**

**Jr.**  
**Sergio Brown**  
**Maywood, Ill.**

**2008**

**Michigan State:** Saw action in a reserve roll at DS, helping hold MSU to less than 50% completion percentage and under 150-yards passing. **Michigan:** Making his second career start, registered two tackles (one solo, one assist) and also recovered a fumble. **San Diego State:** Made first career start ... recorded six tackles (four solo, two assists), a tackle for loss, two pass break-ups, and his first career blocked punt, which helped set up the first score of the season.

**CAREER STATISTICS**

Year	G-S	Tackles			TFL	Scks	Fumbles			
		TT	UT	AT			FF	FR	PBU	INT
2008	3-2	8	5	3	1.0-3	0.0-0	0	1-0	2	0-0
2007	9-0	7	4	3	0.0-0	0.0-0	0	0-0	0	0-0
2006	11-0	4	3	1	0.0-0	0.0-0	0	0-0	0	0-0
<b>Total</b>	<b>23-2</b>	<b>19</b>	<b>12</b>	<b>7</b>	<b>1.0-3</b>	<b>0.0-0</b>	<b>0</b>	<b>1-0</b>	<b>2</b>	<b>0-0</b>

**CAREER GAME-BY-GAME**

2008	TT	UT	AT	TFL	Scks	FF	FR	PBU	INT
*SDSU (9.6)	6	4	2	1.0-3	0.0-0	0	0-0	2	0-0
*UM (9.13)	2	1	1	0.0-0	0.0-0	0	1-0	0	0-0
at MSU (9.20)	0	0	0	0.0-0	0.0-0	0	0-0	0	0-0
PU (9.27)									
SU (10.4)									
at UNC (10.11)									
at UW (10.25)									
PITT (11.1)									
at BC (11.8)									
vs. Navy (11.15)									
CUSE (11.22)									
at USC (11.29)									



**27**

**DS**  
**6-2, 207**

**Sr.**  
**David Bruton**  
**Miamisburg, Ohio**

**2008**

**Michigan State:** Tallied a team-high 10 tackles (three solo, seven assists) and helped limit the passing attack of the Spartans in the loss. **Michigan:** In his 13th career start, tied a career high in tackles with 15 (10 solo, five assists), had 1.5 tackles for loss, a quarterback hurry, forced a fumble and intercepted a pass in the red zone ... has now forced three turnovers this season inside the Irish 10-yard line. **San Diego State:** Made five tackles (all solo), broke up a pass, forced and recovered a fumble in the win ... the 2008 season opener marked his 12th career start for the Irish.

**CAREER STATISTICS**

Year	G-S	Tackles			TFL	Scks	Fumbles			
		TT	UT	AT			FF	FR	PBU	INT
2008	3-3	30	18	12	1.5-5	0.0-0	2	1-0	1	1-39
2007	12-11	85	55	30	4.5-16	1.0-10	1	1-0	2	3-20
2006	12-0	18	12	6	1.0-1	0.0-0	0	0-0	0	0-0
2005	11-0	14	10	4	0.0-0	0.0-0	0	0-0	1	0-0
<b>Total</b>	<b>38-14</b>	<b>147</b>	<b>95</b>	<b>52</b>	<b>7.0-22</b>	<b>1.0-10</b>	<b>3</b>	<b>2-0</b>	<b>4</b>	<b>4-59</b>

**CAREER GAME-BY-GAME**

2008	TT	UT	AT	TFL	Scks	FF	FR	PBU	INT
*SDSU (9.6)	5	5	0	0.5-0	0.0-0	1	1-0	1	0-0
*UM (9.13)	15	10	5	1.5-5	0.0-0	1	0-0	0	1-39
at MSU (9.20)	10	3	7	0.0-0	0.0-0	0	0-0	0	0-0
PU (9.27)									
SU (10.4)									
at UNC (10.11)									
at UW (10.25)									
PITT (11.1)									
at BC (11.8)									
vs. Navy (11.15)									
CUSE (11.22)									
at USC (11.29)									

2007	TT	UT	AT	TFL	Scks	FF	FR	PBU	INT
*GT (9.1)	9	6	3	2.0-1	1	1.0-10	0	0-0	0-0
*at PSU (9.8)	2	1	1	0.0-0	0.0-0	0	0-0	0	0-0
*at UM (9.15)	9	5	4	1.0-1	0.0-0	0	0-0	0	0-0
*MSU (9.22)	15	8	7	0.0-0	0.0-0	0	0-0	0	1-0
*at PU (9.29)	3	3	0	0.0-0	0.0-0	0	0-0	0	0-0
*at UCLA (10.6)	4	4	0	0.0-0	0.0-0	0	0-0	0	1-17
*BC (10.13)	6	6	0	0.0-0	0.0-0	0	0-0	0	0-0
*USC (10.20)	5	2	3	0.0-0	0.0-0	1	0-0	1	0-0
Navy (11.3)	4	2	2	0.5-2	0.0-0	0	0-0	0	0-0
*AF (11.10)	13	7	6	0.0-0	0.0-0	0	0-0	0	0-0
*Duke (11.17)	6	3	3	0.0-0	0.0-0	0	1-0	1	0-0
*at SU (11.25)	9	8	1	1.0-2	0.0-0	0	0-0	0	1-3

2006	TT	UT	AT	TFL	Scks	FF	FR	PBU	INT
at GT (9.2)									DNP
PSU (9.9)	0	0	0	0.0-0	0.0-0	0	0-0	0	0-0
UM (9.16)	2	1	1	0.0-0	0.0-0	0	0-0	0	0-0
at MSU (9.23)	0	0	0	0.0-0	0.0-0	0	0-0	0	0-0
PU (9.30)	1	1	0	0.0-0	0.0-0	0	0-0	0	0-0
SU (10.7)	3	1	2	0.0-0	0.0-0	0	0-0	0	0-0
UCLA (10.21)	1	1	0	0.0-0	0.0-0	0	0-0	0	0-0
vs. Navy (10.28)	0	0	0	0.0-0	0.0-0	0	0-0	0	0-0
UNC (11.4)	0	0	0	0.0-0	0.0-0	0	0-0	0	0-0
at AF (11.11)	0	0	0	0.0-0	0.0-0	0	0-0	0	0-0
Army (11.18)	5	3	2	1.0-1	0.0-0	0	0-0	0	0-0
at USC (11.25)	2	1	1	0.0-0	0.0-0	0	0-0	0	0-0
LSU (1.3)	4	4	0	0.0-0	0.0-0	0	0-0	0	0-0

2005	TT	UT	AT	TFL	Scks	FF	FR	PBU	INT
at Pitt (9.3)	0	0	0	0.0-0	0.0-0	0	0-0	0	0-0
at UM (9.10)	1	1	0	0.0-0	0.0-0	0	0-0	0	0-0
MSU (9.17)	0	0	0	0.0-0	0.0-0	0	0-0	0	0-0
at WU (9.24)	1	1	0	0.0-0	0.0-0	0	0-0	0	0-0
at PU (10.1)	5	5	0	0.0-0	0.0-0	0	0-0	0	0-0
USC (10.15)									DNP
BYU (10.22)	0	0	0	0.0-0	0.0-0	0	0-0	0	0-0
UT (11.5)	2	1	1	0.0-0	0.0-0	0	0-0	0	0-0



Navy (11.12)	2	1	1	0.0-0	0.0-0	0	0-0	0	0-0
*Cuse (11.19)	0	0	0	0.0-0	0.0-0	0	0-0	0	0-0
at SU (11.26)	2	1	1	0.0-0	0.0-0	0	0-0	0	0-0
OSU (1.2)	1	0	1	0.0-0	0.0-0	0	0-0	0	0-0



**39**

**PK**

**5-11, 190**

**Jr.**

**Ryan Burkhardt  
Wakarusa, Ind.**

**2008**

**Michigan State:** Recorded two kickoffs averaging 60.0 yards per kick against the Spartans. **Michigan:** Recorded six kickoffs that averaged 61.0 yards, but also had one sail out of bounds. **San Diego State:** Recorded four kickoffs that averaged 60.5 yards.

**CAREER STATISTICS**

Year	Field Goals				XP M-A	Pct	Kickoffs				
	G-S	M-A	Pct	LG			Att	Yds	Avg	TB	OB
2008	3-0	0-0	.000	0	0-0	.000	12	728	60.7	0	1
2007	DNP										
2006	9-0	0-0	.000	0	0-0	.000	45	2670	59.3	8	0
<b>Total</b>	<b>12-0</b>	<b>0-0</b>	<b>.000</b>	<b>0</b>	<b>0-0</b>	<b>.000</b>	<b>57</b>	<b>3398</b>	<b>59.6</b>	<b>8</b>	<b>1</b>

**CAREER GAME-BY-GAME**

Year	Att	Yds	TB	OB	Avg
2008					
SDSU (9.6)	4	242	0	0	60.5
UM (9.13)	6	366	0	1	61.0
at MSU (9.20)	2	120	0	0	60.0
PU (9.27)					
SU (10.4)					
at UNC (10.11)					
at UW (10.25)					
PITT (11.1)					
at BC (11.8)					
vs. Navy (11.15)					
CUSE (11.22)					
at USC (11.29)					

Year	Att	Yds	TB	OB	Avg
2006					
at GT (9.2)					DNP
PSU (9.9)					DNP
UM (9.16)					DNP
at MSU (9.23)					DNP
PU (9.30)	5	294	0	0	58.8
SU (10.7)	5	304	2	0	60.8
UCLA (10.21)	4	252	0	0	63.0
vs. Navy (10.28)	7	395	2	0	56.4
UNC (11.4)	8	462	1	0	57.8
at AF (11.11)	7	440	2	0	62.9
Army (11.18)	6	338	1	0	56.3
at USC (11.25)					DNP
LSU (1.3)	3	185	0	0	61.7



**7**

**QB**

**6-3, 207**

**So.**

**Jimmy Clausen**

**Westlake Village, Calif.**

**2008**

**Michigan State:** Set career highs in pass attempts (41) and completions (24) while throwing for 242 yards (second highest of career) and a touchdown in the loss to the Spartans. **Michigan:** Completed 10-of-21 passes for 147 yards and two touchdowns, including a 48-yard touchdown strike to Golden Tate and a 60-yard connection to Tate again later in the game, his career long completion. **San Diego State:** Went 21-of-34 (61.8%) passing for 237 yards and three touchdowns, which went to three different receivers (Tate, David Grimes, Michael Floyd) in Notre Dame's opening game victory.

**CAREER STATISTICS**

Year	Passing							Rushing			
	G-S	Com	Att	INT	Pct	Yds	TD	Att	Yds	Avg	TD
2008	3-3	55	96	6	57.3	626	6	7	-26	-3.7	0
2007	10-9	138	245	6	56.3	1,254	7	62	-187	-3.0	2
<b>Total</b>	<b>13-12</b>	<b>193</b>	<b>341</b>	<b>12</b>	<b>56.6</b>	<b>1,880</b>	<b>13</b>	<b>69</b>	<b>-213</b>	<b>-3.1</b>	<b>2</b>

**CAREER GAME-BY-GAME**

Year	Com	Att	Pct	Yds	LG	TD	INT	Att	Yds	LG	TD
2008											
*SDSU (9.6)	21	34	61.8	237	38	3	2	0	0	0	0
*UM (9.13)	10	21	47.6	147	60	2	2	2	5	4	0
at MSU (9.20)	24	41	58.5	242	30	1	2	5	-31	4	0
PU (9.27)											
SU (10.4)											
at UNC (10.11)											
at UW (10.25)											
PITT (11.1)											
at BC (11.8)											
vs. Navy (11.15)											
CUSE (11.22)											
at USC (11.29)											

Year	Com	Att	Pct	Yds	LG	TD	INT	Att	Yds	LG	TD
2007											
GT (9.1)	4	6	66.7	34	11	0	0	2	-14	0	0
*at PSU (9.8)	17	32	53.1	144	35	0	1	10	-25	10	0
*at UM (9.15)	11	17	64.7	74	14	0	1	9	-65	0	0
*MSU (9.22)	7	13	53.8	53	14	0	0	4	-30	0	0
*at PU (9.29)	18	26	69.2	169	36	1	1	3	13	7	0
*at UCLA (10.6)	17	27	63.0	84	15	0	0	8	-21	4	1
*BC (10.13)	7	20	35.0	60	26	0	2	1	4	4	0
USC (10.20)											
Navy (11.3)											
*AF (11.10)	22	40	55.0	246	28	3	0	10	-39	6	0
*Duke (11.17)	16	32	50.0	194	41	3	0	7	12	11	0
*at SU (11.25)	19	32	59.4	196	44	0	1	8	-22	10	1





3

WR  
6-3, 215

Fr.  
Michael Floyd  
Saint Paul, Minn.

2008

**Michigan State:** Had breakout game against the Spartans, recording career highs in catches (7), yards (86) and longest catch (26 yards) while hauling in second touchdown of the season ... seven receptions the most ever for Notre Dame freshman. **Michigan:** Continues impressive freshman season, recording the first start of his short career, hauling in two passes for 9 yards. **San Diego State:** Registered one catch for 22 yards and a touchdown. His first career reception and a touchdown on the same play (a 22-yard reception late in the first half) made him the first freshman to ever record a touchdown reception in a season opener. Floyd is also the first freshman to ever score Notre Dame's first points to open a season by touchdown.

CAREER STATISTICS

Year	G-S	Receiving				
		Rec	Yds	Avg	TD	LG
2008	3-2	10	118	11.8	2	26
<b>Total</b>	<b>3-2</b>	<b>10</b>	<b>118</b>	<b>11.8</b>	<b>2</b>	<b>26</b>

CAREER GAME-BY-GAME

2008	Receiving				
	Rec	Yds	Avg	TD	LG
SDSU (9.6)	1	22	22.0	1	22
*UM (9.13)	2	10	5.0	0	9
at MSU (9.20)	7	86	12.3	1	26
PU (9.27)					
SU (10.4)					
at UNC (10.11)					
at UW (10.25)					
PITT (11.1)					
at BC (11.8)					
vs. Navy (11.15)					
CUSE (11.22)					
at USC (11.29)					



4

CB  
5-11, 188

So.  
Gary Gray  
Columbia, S.C.

2008

**Michigan State:** Saw a considerable amount of action in the defensive backfield rotation and recorded a career high four tackles (all solo) in the loss to the Spartans ... the tackles were the first of his career. **Michigan:** Registered his first career interception and returned it 41 yards in the week two win. **San Diego State:** Did not see any game action.

CAREER STATISTICS

Year	G-S	Tackles					Fumbles				
		TT	UT	AT	TFL	Scks	FF	FR	PBU	INT	
2008	2-0	4	4	0	0.0-0	0.0-0	0	0-0	0	1-41	
<b>Total</b>	<b>2-0</b>	<b>4</b>	<b>4</b>	<b>0</b>	<b>0.0-0</b>	<b>0.0-0</b>	<b>0</b>	<b>0-0</b>	<b>0</b>	<b>1-41</b>	

CAREER GAME-BY-GAME

2008	Tackles					Fumbles				
	TT	UT	AT	TFL	Scks	FF	FR	PBU	INT	
SDSU (9.6)					DNP					
UM (9.13)	0	0	0	0.0-0	0.0-0	0	0-0	0	1-41	
at MSU (9.20)	4	4	0	0.0-0	0.0-0	0	0-0	0	0-0	
PU (9.27)										
SU (10.4)										
at UNC (10.11)										
at UW (10.25)										
PITT (11.1)										
at BC (11.8)										

vs. Navy (11.15)  
CUSE (11.22)  
at USC (11.29)



11

WR  
5-10, 177

Sr.  
David Grimes  
Detroit, Mich.

2008

**Michigan State:** Did not see game action against the Spartans while dealing with back injury. **Michigan:** Registered one catch for 3 yards (6th consecutive game with a catch) in limited playing time. **San Diego State:** Making the 17th start of his career, Grimes tallied five catches for 35 yards and a touchdown ... the receiving touchdown was the fifth of his career.

CAREER STATISTICS

Year	G-S	Receiving					Rushing				
		Rec	Yds	Avg	TD	LG	Att	Yds	Avg	TD	LG
2008	2-1	6	38	6.3	1	16	0	0	0.0	0	0
2007	10-8	27	224	8.3	2	25	0	0	0.0	0	0
2006	12-7	26	336	12.9	2	36	1	2	2.0	1	2
2005	12-1	2	19	9.5	0	11	2	8	4.0	0	8
<b>Total</b>	<b>36-17</b>	<b>61</b>	<b>617</b>	<b>10.1</b>	<b>5</b>	<b>36</b>	<b>3</b>	<b>10</b>	<b>3.3</b>	<b>1</b>	<b>8</b>

CAREER STATISTICS

Year	Kick Returns					Punt Returns				
	Ret	Yds	Avg	TD	LG	Ret	Yds	Avg	TD	LG
2008	0	0	0.0	0	0	0	0	0.0	0	0
2007	0	0	0.0	0	0	0	0	0.0	0	0
2006	21	514	24.5	0	50	0	0	0.0	0	0
2005	15	338	22.5	0	40	1	17	17.0	0	17
<b>Total</b>	<b>36</b>	<b>852</b>	<b>23.7</b>	<b>0</b>	<b>50</b>	<b>1</b>	<b>17</b>	<b>17.0</b>	<b>0</b>	<b>17</b>

CAREER GAME-BY-GAME

2008	Receiving				
	Rec	Yds	Avg	TD	LG
*SDSU (9.6)	5	35	7.0	1	14
UM (9.13)	1	3	3.0	0	3
at MSU (9.20)					DNP
PU (9.27)					
SU (10.4)					
at UNC (10.11)					
at UW (10.25)					
PITT (11.1)					
at BC (11.8)					
vs. Navy (11.15)					
CUSE (11.22)					
at USC (11.29)					

2007	Receiving					Kick Returns				
	Rec	Yds	Avg	TD	LG	Ret	Yds	Avg	TD	LG
*GT (9.1)	1	4	4.0	0	4					
*at PSU (9.8)	5	45	9.0	0	14					
*at UM (9.15)	3	10	3.3	0	8					
*MSU (9.22)	3	24	8.0	0	9					
*at PU (9.29)	3	34	11.3	0	17					
at UCLA (10.6)										DNP
BC (10.13)										DNP
USC (10.20)	0	0	0.0	0	0					
Navy (11.3)	2	4	2.0	0	0					
*AF (11.10)	6	67	11.2	1	21					
*Duke (11.17)	2	26	13.0	1	25					
*at SU (11.25)	2	10	5.0	0	14					

2006	Receiving					Kick Returns				
	Rec	Yds	Avg	TD	LG	Ret	Yds	Avg	TD	LG
at GT (9.2)	0	0	0.0	0	0	1	46	46.0	0	46
PSU (9.9)	0	0	0.0	0	0	0	0	0.0	0	0
UM (9.16)	4	48	12.0	0	20	6	145	24.2	0	27
at MSU (9.23)	0	0	0.0	0	0	1	28	28.0	0	28
PU (9.30)										DNP
*SU (10.7)	1	7	7.0	0	7	1	7	7.0	0	7
*UCLA (10.21)	8	79	9.9	0	17	3	53	17.7	0	20
vs. Navy (10.28)	3	72	24.0	1	36	1	26	26.0	0	26







20

DB  
5-11, 191  
Sr.  
Terrail Lambert  
Oxnard, Calif.

2008

**Michigan State:** Registered eight tackles (two solo, six assists) in his 25th start of his career. **Michigan:** Made his 24th consecutive start at CB and recorded two tackles (both solo). **San Diego State:** Tallied six tackles (all solo) and broke up two passes in his 23rd career start for the Irish.

CAREER STATISTICS

Year	G-S	Tackles				TFL	Scks	Fumbles			
		TT	UT	AT				FF	FR	PBU	INT
2008	3-3	16	10	6	0.0-0	0.0-0	0	0-0	2	0-0	
2007	12-12	34	19	15	0.0-0	0.0-0	0	0-0	0	1	
2006	13-10	40	30	10	1.5-9	0.5-6	1	1-0	1	3	
2005	12-0	8	7	1	0.0-0	0.0-0	0	0-0	1	0	
<b>Total</b>	<b>39-24</b>	<b>90</b>	<b>64</b>	<b>26</b>	<b>1.5-9</b>	<b>0.5-6</b>	<b>1</b>	<b>1-0</b>	<b>4</b>	<b>4</b>	

CAREER GAME-BY-GAME

2008	TT	UT	AT	TFL	Scks	FF	FR	PBU	INT
*SDSU (9.6)	6	6	0	0.0-0	0.0-0	0	0-0	2	0-0
*UM (9.13)	2	2	0	0.0-0	0.0-0	0	0-0	0	0-0
at MSU (9.20)	8	2	6	0.0-0	0.0-0	0	0-0	0	0-0
PU (9.27)									
SU (10.4)									
at UNC (10.11)									
at UW (10.25)									
PITT (11.1)									
at BC (11.8)									
vs. Navy (11.15)									
CUSE (11.22)									
at USC (11.29)									

2007	TT	UT	AT	TFL	Scks	FF	FR	PBU	INT
*GT (9.1)	6	4	2	0.0-0	0.0-0	0	0-0	0	0
*at PSU (9.8)	1	1	0	0.0-0	0.0-0	0	0-0	0	0
*at UM (9.15)	1	1	0	0.0-0	0.0-0	0	0-0	0	0
*MSU (9.22)	1	1	0	0.0-0	0.0-0	0	0-0	0	0
*at PU (9.29)	3	3	0	0.0-0	0.0-0	0	0-0	0	0
*at UCLA (10.6)	3	1	2	0.0-0	0.0-0	0	0-0	0	1
*BC (10.13)	4	2	2	0.0-0	0.0-0	0	0-0	0	0
*USC (10.20)	7	2	5	0.0-0	0.0-0	0	0-0	0	0
*Navy (11.3)	2	0	2	0.0-0	0.0-0	0	0-0	0	0
*AF (11.10)	2	1	1	0.0-0	0.0-0	0	0-0	0	0
*Duke (11.17)	1	0	1	0.0-0	0.0-0	0	0-0	0	0
*at SU (11.25)	3	3	0	0.0-0	0.0-0	0	0-0	0	0

2006	TT	UT	AT	TFL	Scks	FF	FR	PBU	INT
at GT (9.2)	2	1	1	0.0-0	0.0-0	0	0-0	0	0-0
PSU (9.9)	1	1	0	0.0-0	0.0-0	0	0-0	0	0-0
UM (9.16)	2	1	1	0.0-0	0.0-0	0	0-0	0	0-0
*at MSU (9.23)	5	4	1	0.0-0	0.0-0	0	0-0	0	2-27
*PU (9.30)	11	10	1	1.0-3	0.0-0	1	1-0	0	0-0
*SU (10.7)	0	0	0	0.0-0	0.0-0	0	0-0	0	1-0
*UCLA (10.21)	6	4	2	0.0-0	0.0-0	0	0-0	0	1-0
*vs. Navy (10.28)	4	3	1	0.0-0	0.0-0	0	0-0	0	0-0
*UNC (11.4)	0	0	0	0.0-0	0.0-0	0	0-0	0	0-0
*at AF (11.11)	3	2	1	0.0-0	0.0-0	0	0-0	0	0-0
*Army (11.18)	0	0	0	0.0-0	0.0-0	0	0-0	0	0-0
*at USC (11.25)	3	3	0	0.0-0	0.0-0	0	0-0	1	0-0
*LSU (1.3)	3	1	2	0.5-6	0.5-6	0	0-0	0	0-0



43

P  
6-2, 177  
Jr.  
Eric Maust  
Alpharetta, Ga.

CAREER

Filled in at punter during the 2007 season and averaged a team-high 42.1 yards on 21 punts, landing nine inside the 20 with only one touchback ... enters the 2008 season as the starting punter for the Irish ... also one of the top pitchers for Notre Dame's baseball team and recorded a 6-3 record last season ... enrolled in the Mendoza College of Business, majoring in finance, and owns a 3.153 GPA.

2008

**Michigan State:** Booted five punts for 204 yards (40.8 average) against the Spartans, getting two downed inside the 20. **Michigan:** Had a solid day punting the ball, booming six punts for 263 yards (43.8 average) with a long of 52 yards and two being downed inside the 20-yard line. **San Diego State:** Booted five punts on the day for 199 yards (39.8 per punt), two of which were downed inside the 20-yard line in the season opening win.

CAREER STATISTICS


Year	G-S	No	Yds	Avg	LG	TB	FC	I20	50+	Blkd
2008	3-0	16	666	41.6	52	1	4	6	3	0
2007	6-0	21	884	42.1	53	1	6	9	2	1
<b>Total</b>	<b>9-0</b>	<b>37</b>	<b>1550</b>	<b>41.9</b>	<b>53</b>	<b>2</b>	<b>10</b>	<b>15</b>	<b>5</b>	<b>1</b>

CAREER GAME-BY-GAME

2008	No	Yds	Avg	LG	TB	FC	I20	50+	BLK
SDSU (9.1)	5	199	39.8	50	0	2	2	1	0
UM (9.8)	6	263	43.8	52	1	0	2	2	0
at MSU (9.15)	5	204	40.8	46	0	2	2	0	0
PU (9.22)									
SU (9.29)									
at UNC (10.6)									
at UW (10.13)									
PITT (10.20)									
at BC (11.3)									
vs. Navy (11.10)									
CUSE (11.17)									
at USC (11.25)									

2007	No	Yds	Avg	LG	TB	FC	I20	50+	BLK
GT (9.1)									
at PSU (9.8)	1	45	45.0	45	0	0	0	0	0
at UM (9.15)									
MSU (9.22)	3	129	43.0	50	0	1	0	1	0
at PU (9.29)	3	132	44.0	48	1	1	2	0	0
at UCLA (10.6)									
BC (10.13)									
USC (10.20)									
Navy (11.3)									
AF (11.10)	5	215	43.0	53	0	2	2	1	0
Duke (11.17)	5	205	41.0	48	0	2	2	0	0
at SU (11.25)	4	158	39.5	46	0	0	3	0	1





**56**

**OLB**  
**6-2, 246**  
**So.**  
**Kerry Neal**  
**Bunn, N.C.**

2008

**Michigan State:** Tallied a tackle (assist) on the day in a reserve roll in the first loss of the season. **Michigan:** Made his seventh career start and notched three tackles (solo, two assists) as well as a half-tackle for loss in the win. **San Diego State:** Made three tackles (solo, two assists), assisted on a tackle for loss and recorded his first career interception in the win ... the start for Neal was the sixth of his career.

**CAREER STATISTICS**

Year	G-S	Tackles			TFL	Scks	Fumbles			PBU	INT
		TT	UT	AT			FF	FR	PBU		
2008	3-2	7	2	5	1.0-2	0.0-0	0	0-0	0	1-2	
2007	12-5	20	8	12	2.0-9	2.0-9	0	2-11	3	0-0	
<b>Total</b>	<b>15-7</b>	<b>27</b>	<b>10</b>	<b>17</b>	<b>3.0-11</b>	<b>2.0-9</b>	<b>0</b>	<b>2-11</b>	<b>3</b>	<b>1-2</b>	

**CAREER GAME-BY-GAME**

2008	TT	UT	AT	TFL	Scks	FF	FR	PBU	INT
*SDSU (9.6)	3	1	2	0.0-0	0.0-0	0	0-0	0	1-2
*UM (9.13)	3	1	2	0.5-1	0.0-0	0	0-0	0	0-0
at MSU (9.20)	1	0	1	0.0-0	0.0-0	0	0-0	0	0-0
PU (9.27)									
SU (10.4)									
at UNC (10.11)									
at UW (10.25)									
PITT (11.1)									
at BC (11.8)									
vs. Navy (11.15)									
CUSE (11.22)									
at USC (11.29)									

2007	TT	UT	AT	TFL	Scks	FF	FR	PBU	INT
GT (9.1)	0	0	0	0.0-0	0.0-0	0	0-0	0	0
at PSU (9.8)	1	0	1	0.0-0	0.0-0	0	0-0	0	0
at UM (9.15)	0	0	0	0.0-0	0.0-0	0	0-0	1	0
MSU (9.22)	2	1	1	1.0-8	1.0-8	0	0-0	1	0
*at PU (9.29)	0	0	0	0.0-0	0.0-0	0	0-0	0	0
*at UCLA (10.6)	3	3	0	0.0-0	0.0-0	0	1-11	0	0
*BC (10.13)	2	1	1	0.0-0	0.0-0	0	0-0	0	0
USC (10.20)	3	1	2	0.0-0	0.0-0	0	0-0	0	0
Navy (11.3)	0	0	0	0.0-0	0.0-0	0	0-0	0	0
AF (11.10)	3	0	3	0.0-0	0.0-0	0	1-0	0	0
*Duke (11.17)	3	1	2	0.0-0	0.0-0	0	0-0	0	0
*at SU (11.25)	3	1	2	1.0-1	1.0-1	0	0-0	0	0



**55**


**OG**  
**6-5, 303**  
**Jr.**  
**Eric Olsen**  
**Staten Island, N.Y.**

2008

**Michigan State:** Helped protect for a strong passing performance against the Spartans. **Michigan:** Helped the Irish rushing attack eclipse the 100-yard mark (113) for the second consecutive week ... made second start at LG on the season. **San Diego State:** Made his seventh career start, first season opening start at LG ... helped open holes and halt the defensive pass rush to the tune of 122 rushing yards and not allowing any sacks in season opening win.

**CAREER STATISTICS**

Year	G-GS	Time
2008	3-3	61:42 (excluding MSU)
2007	11-6	171:45
2006	8-0	20:45
<b>Total</b>	<b>22-9</b>	<b>254:12 (excluding MSU)</b>



**82**

**WR**  
**6-4, 209**  
**Jr.**  
**Robby Parris**  
**Olmsted Falls, Ohio**

2008

**Michigan State:** Saw most extensive game action to date on the short season, recording four catches for 22 yards, both season highs. **Michigan:** Recorded his first game action and first catch of the season (30th of career). **San Diego State:** Did not see game action in the season opener.

**CAREER STATISTICS**

Year	G-S	Receiving				
		Rec	Yds	Avg	TD	LG
2008	2-0	5	22	4.4	0	12
2007	12-4	29	361	12.4	1	35
2006	6-0	1	7	7.0	0	7
<b>Total</b>	<b>20-4</b>	<b>35</b>	<b>390</b>	<b>11.1</b>	<b>1</b>	<b>35</b>

**CAREER GAME-BY-GAME**

2008	Rec	Yds	Avg	TD	LG
SDSU (9.6)			DNP		
UM (9.13)	1	0	0.0	0	0
at MSU (9.20)	4	22	5.5	0	12
PU (9.27)					
SU (10.4)					
at UNC (10.11)					
at UW (10.25)					
PITT (11.1)					
at BC (11.8)					
vs. Navy (11.15)					
CUSE (11.22)					
at USC (11.29)					

2007	Rec	Yds	Avg	TD	LG
GT (9.1)	3	30	10.0	0	12
at PSU (9.8)	1	35	35.0	0	35
*at UM (9.15)	1	7	7.0	0	7
MSU (9.22)	0	0	0.0	0	0
at PU (9.29)	7	93	13.3	0	24
at UCLA (10.6)	3	13	4.3	0	8
*BC (10.13)	4	94	23.5	1	28
USC (10.20)	3	15	5.0	0	6
*Navy (11.3)	2	25	12.5	0	21
*AF (11.10)	5	49	9.8	0	26
Duke (11.17)	0	0	0.0	0	0
at SU (11.25)	0	0	0.0	0	0





**9**  
**TE**  
**6-6, 252**  
**Fr.**  
**Kyle Rudolph**  
**Cincinnati, Ohio**

**2008**

**Michigan State:** Had best game of his short Irish career to date hauling in two catches for 29 yards, with a long of 18 against the Spartan secondary. **Michigan:** Notched the second start of career. **San Diego State:** Hauled in one catch for five yards in first start of career ... first freshman at Notre Dame to ever start at TE in a season opener.

**CAREER STATISTICS**

Year	G-S	Receiving				
		Rec	Yds	Avg	TD	LG
2008	3-3	3	34	11.3	0	18
<b>Total</b>	<b>3-3</b>	<b>3</b>	<b>34</b>	<b>11.3</b>	<b>0</b>	<b>18</b>

**CAREER GAME-BY-GAME**

2008	Receiving				
	Rec	Yds	Avg	TD	LG
*SDSU (9.6)	1	5	5.0	0	5
*UM (9.13)	0	0	0.0	0	0
at MSU (9.20)	2	29	14.5	0	18
PU (9.27)					
SU (10.4)					
at UNC (10.11)					
at UW (10.25)					
PITT (11.1)					
at BC (11.8)					
vs. Navy (11.15)					
CUSE (11.22)					
at USC (11.29)					



**90**  
**OLB**  
**6-5, 253**  
**Jr.**  
**John Ryan**  
**Westlake, Ohio**

**2008**


**Michigan State:** Tallied a tackle (assist) and a fumble recovery in the first loss of the season ... start was his third of the season and the 13th of his career. **Michigan:** Made his 12th career start and assisted on a tackle in the win. **San Diego State:** Tallied a tackle (solo), two pass break-ups and a quarterback hurry in the win.

**CAREER STATISTICS**

Year	G-S	Tackles				Fumbles				
		TT	UT	AT	TFL	Scks	FF	FR	PBU	INT
2008	3-3	3	1	2	0.0-0	0.0-0	0	1-0	2	0-0
2007	12-10	39	20	19	5.0-30	2.5-23	1	0-0	0	0-0
2006	10-0	4	2	2	1.0-2	0.0-0	0	0-0	0	0-0
<b>Total</b>	<b>25-13</b>	<b>46</b>	<b>23</b>	<b>23</b>	<b>6.0-32</b>	<b>2.5-23</b>	<b>1</b>	<b>1-0</b>	<b>2</b>	<b>0-0</b>

**CAREER GAME-BY-GAME**

2008	TT	UT	AT	TFL	Scks	FF	FR	PBU	INT
*SDSU (9.6)	1	1	0	0.0-0	0.0-0	0	0-0	2	0-0
*UM (9.13)	1	0	1	0.0-0	0.0-0	0	0-0	0	0-0
at MSU (9.20)	1	0	1	0.0-0	0.0-0	0	1-0	0	0-0
PU (9.27)									
SU (10.4)									
at UNC (10.11)									
at UW (10.25)									
PITT (11.1)									
at BC (11.8)									
vs. Navy (11.15)									
CUSE (11.22)									
at USC (11.29)									
2007	TT	UT	AT	TFL	Scks	FF	FR	PBU	INT
*GT (9.1)	3	2	1	0.0-0	0.0-0	0	0-0	0	0-0
*at PSU (9.8)	4	0	4	1.0-3	0.5-3	0	0-0	0	0-0
*at UM (9.15)	7	6	1	1.0-6	0.0-0	0	0-0	0	0-0
*MSU (9.22)	0	0	0	0.0-0	0.0-0	0	0-0	0	0-0
*at PU (9.29)	6	6	0	2.0-12	1.0-11	0	0-0	0	0-0
*at UCLA (10.6)	2	1	1	1.0-9	1.0-9	1	0-0	0	0-0
*BC (10.13)	4	1	3	0.0-0	0.0-0	0	0-0	0	0-0
*USC (10.20)	4	2	2	0.0-0	0.0-0	0	0-0	0	0-0
*Navy (11.3)	0	0	0	0.0-0	0.0-0	0	0-0	0	0-0
*AF (11.10)	5	2	3	0.0-0	0.0-0	0	0-0	0	0-0
Duke (11.17)	1	0	1	0.0-0	0.0-0	0	0-0	0	0-0
at SU (11.25)	3	0	3	0.0-0	0.0-0	0	0-0	0	0-0



**32**  
**FB**  
**6-3, 246**  
**Jr.**  
**Luke Schmidt**  
**Jasper, Ind.**

**2008**

**Michigan State:** Recorded playing time in 14th game as a member of the Irish. **Michigan:** Played in his 13th career game for Notre Dame. **San Diego State:** Saw action as move tight end.

**CAREER STATISTICS**

Year	G-S	Rushing					Receiving				
		Att	Yds	Avg	TD	LG	Rec	Yds	Avg	TD	LG
2008	3-0	0	0	0.0	0	0	0	0	0.0	0	0
2007	11-0	2	6	3.0	0	5	3	16	5.3	0	10
2006											
<b>Total</b>	<b>14-0</b>	<b>2</b>	<b>6</b>	<b>3.0</b>	<b>0</b>	<b>5</b>	<b>3</b>	<b>16</b>	<b>5.3</b>	<b>0</b>	<b>10</b>







49

ILB  
6-1, 245

Jr.  
Toryan Smith  
Rome, Ga.

2008

**Michigan State:** Did not see game action. **Michigan:** Saw game action but did not register a tackle. **San Diego State:** Did not see any playing time.

**CAREER STATISTICS**

Year	G-S	Tackles				TFL	Scks	Fumbles			INT
		TT	UT	AT	FF			FR	PBU		
2008	1-0	0	0	0	0.0-0	0.0-0	0	0-0	0	0-0	
2007	11-2	14	5	9	0.5-1	0.0-0	0	0-0	0	0-0	
2006	9-0	9	6	3	0.0-0	0.0-0	0	0-0	0	0-0	
<b>Total</b>	<b>21-2</b>	<b>23</b>	<b>11</b>	<b>12</b>	<b>0.5-1</b>	<b>0.0-0</b>	<b>0</b>	<b>0-0</b>	<b>0</b>	<b>0-0</b>	

**CAREER GAME-BY-GAME**

2008	TT	UT	AT	TFL	Scks	FF	FR	PBU	INT
SDSU (9.6)					DNP				
UM (9.13)	0	0	0.0-0	0.0-0	0	0-0	0	0-0	
at MSU (9.20)					DNP				
PU (9.27)									
SU (10.4)									
at UNC (10.11)									
at UW (10.25)									
PITT (11.1)									
at BC (11.8)									
vs. Navy (11.15)									
CUSE (11.22)									
at USC (11.29)									

2007	TT	UT	AT	TFL	Scks	FF	FR	PBU	INT
GT (9.1)	1	0	1	0.0-0	0.0-0	0	0-0	0	0-0
*at PSU (9.8)	2	1	1	0.0-0	0.0-0	0	0-0	0	0-0
at UM (9.15)	0	0	0	0.0-0	0.0-0	0	0-0	0	0-0
MSU (9.22)	4	2	2	0.0-0	0.0-0	0	0-0	0	0-0
at PU (9.29)	0	0	0	0.0-0	0.0-0	0	0-0	0	0-0
*at UCLA (10.6)	3	2	1	0.5-1	0.0-0	0	0-0	0	0-0
BC (10.13)	3	0	3	0.0-0	0.0-0	0	0-0	0	0-0
USC (10.20)	0	0	0	0.0-0	0.0-0	0	0-0	0	0-0
Navy (11.3)					DNP				
AF (11.10)	0	0	0	0.0-0	0.0-0	0	0-0	0	0-0
Duke (11.17)	0	0	0	0.0-0	0.0-0	0	0-0	0	0-0
at SU (11.25)	1	0	1	0.0-0	0.0-0	0	0-0	0	0-0



59

OG  
6-5, 337


Jr.  
Chris Stewart  
Spring, Texas

2008

**Michigan State:** Made third consecutive start at right guard despite minor leg injury. **Michigan:** Started second consecutive game of season before leaving with a minor ankle injury in the second half. **San Diego State:** Earned his first career start against the Aztecs at RG ... helped the offense rush for 122 yards while allowing zero sacks in season opening win.

**CAREER STATISTICS**

Year	G-GS	Time
2008	3-3	44:30 (excluding MSU)
2007	6-0	46:44
2006	DNP	
<b>Total</b>	<b>9-3</b>	<b>91:14 (excluding MSU)</b>



23

WR  
6-0, 190

So.  
Golden Tate  
Hendersonville, Tenn.

2008

**Michigan State:** Had another big day for the Irish recording 107 all-purpose yards (24 rush, 83 receiving) on the day against the Spartans. **Michigan:** Set new career-high for receiving yards in a game by hauling in four catches for 127 yards and a touchdown, including catches of 48 and 60 yards ... the 48-yard touchdown reception is the longest of career to date. **San Diego State:** Hauled in a career-high six catches for 93 yards and a touchdown (second of career) in season opener ... his six catches doubles his receptions for his career and his touchdown (38 yards) is the second longest TD catch of his career.

**CAREER STATISTICS**

Year	G-S	Receiving				TD	LG	Rushing			TD	LG
		Rec	Yds	Avg	Att			Yds	Avg			
2008	3-0	15	303	20.2	2	60	1	24	24.0	0	24	
2007	12-2	6	134	21.8	1	43	1	4	4.0	0	4	
<b>Total</b>	<b>15-2</b>	<b>21</b>	<b>437</b>	<b>20.8</b>	<b>3</b>	<b>60</b>	<b>2</b>	<b>28</b>	<b>14.0</b>	<b>0</b>	<b>24</b>	

Year	Ret	Kick Return			TD	LG	All-Purpose				Avg/G
		Yds	Avg	TD			Rush	Rec	PR	KR	
2008	4	86	21.5	0	28	0	220	0	86	153.0	
2007	15	326	21.7	0	40	4	134	0	326	38.7	
<b>Total</b>	<b>19</b>	<b>412</b>	<b>21.7</b>	<b>0</b>	<b>40</b>	<b>4</b>	<b>354</b>	<b>0</b>	<b>412</b>	<b>55.0</b>	

**CAREER GAME-BY-GAME**

2008	Rec	Yds	Avg	TD	LG	Att	Yds	Avg	LG	TD
SDSU (9.6)	6	93	15.5	1	38	1	28	28.0	28	0
UM (9.13)	4	127	31.8	1	60	3	58	19.3	27	0
at MSU (9.20)	5	83	16.6	0	30	0	0	0.0	0	0
PU (9.27)										
SU (10.4)										
at UNC (10.11)										
at UW (10.25)										
PITT (11.1)										
at BC (11.8)										
vs. Navy (11.15)										
CUSE (11.22)										
at USC (11.29)										

2007	Rec	Yds	Avg	TD	LG	Att	Yds	Avg	LG	TD
GT (9.1)	0	0	0.0	0	0	1	20	20.0	20	0
at PSU (9.8)	0	0	0.0	0	0	1	34	34.0	34	0
at UM (9.15)	0	0	0.0	0	0	5	133	26.6	40	0
MSU (9.22)	0	0	0.0	0	0	3	62	20.7	27	0
at PU (9.29)	3	104	34.7	1	43	1	14	14.0	14	0
*at UCLA (10.6)	1	0	0.0	0	0	0	0	0.0	0	0
BC (10.13)	0	0	0.0	0	0	1	18	18.0	18	0
*USC (10.20)	1	22	22.0	0	22	0	0	0.0	0	0
Navy (11.3)	0	0	0.0	0	0	1	16	16.0	16	0
AF (11.10)	0	0	0.0	0	0	0	0	0.0	0	0
Duke (11.17)	0	0	0.0	0	0	0	0	0.0	0	0
at SU (11.25)	1	5	5.0	0	5	2	29	14.5	16	0



**77**

**OG**  
**6-6, 301**

**Sr.**  
**Michael Turkovich**  
**Bedford, Pa.**

2008

**Michigan State:** Registered 15th consecutive start on the offensive line for the Irish.  
**Michigan:** Continued steady play at the LT position, helping the Irish rushing attack gain 113 yards on the ground while also keeping the quarterback on his feet in another zero sack performance. **San Diego State:** Made his first career start at LT (13th career start; 12 previous at LG) in season opening win ... helped the offense rush for 122 yards while allowing zero sacks.

**CAREER STATISTICS**

Year	G-GS	Time
2008	3-3	61:42 (excluding MSU)
2007	12-12	303:57
2006	9-0	23:03
2005	7-0	23:45
<b>Total</b>	<b>31-15</b>	<b>412:27 (excluding MSU)</b>



**14**

**PK**  
**6-3, 197**

**So.**  
**Brandon Walker**  
**Findlay, Ohio**

2008

**Michigan State:** Converted lone extra point chance, while missing from FGs 51 and 41 yards. **Michigan:** Went a perfect five-of-five in point after attempts, moving his career mark to 30-of-31. **San Diego State:** Went three-of-three on PATs ... missed wide right from 47 yards out (would have been the second longest FG of his career) in the first quarter, bringing his career field goal total to 6-of-13.

**CAREER STATISTICS**

Year	Field Goals				XP		Kickoffs			
	G-S	M-A	Pct	LG	M-A	Pct	Att	Yds	Avg	TB
2008	3-0	0-3	.000	0	9-9	1.000	0	0	0.0	0
2007	11-0	6-12	.500	48	22-23	.957	13	733	56.4	0
<b>Total</b>	<b>13-0</b>	<b>6-13</b>	<b>.462</b>	<b>48</b>	<b>30-31</b>	<b>.968</b>	<b>13</b>	<b>733</b>	<b>56.4</b>	<b>0</b>

**CAREER GAME-BY-GAME**

2008	FGA	FGM	LG	XPA	XPM	Points
SDSU (9.1)	1	0	0	3	3	3
UM (9.8)	0	0	0	5	5	5
at MSU (9.15)	2	0	0	1	1	1
PU (9.22)						
SU (9.29)						
at UNC (10.6)						
at UW (10.13)						
PITT (10.20)						
at BC (11.3)						
vs. Navy (11.10)						
CUSE (11.17)						
at USC (11.25)						
2007	FGA	FGM	LG	XPA	XPM	Points
GT (9.1)	1	1	24	0	0	3
at PSU (9.8)	1	1	22	1	1	4
at UM (9.15)	0	0	0	0	0	0
MSU (9.22)	0	0	2	2	2	2
at PU (9.29)	0	1	0	0	1	0
at UCLA (10.6)	2	2	48	2	2	8
BC (10.13)	0	1	0	2	2	2
USC (10.20)	0	1	0	0	0	0
Navy (11.3)	1	2	26	5	5	8
AF (11.10)	1	1	28	3	3	6
Duke (11.17)	0	1	0	4	4	4

at SU (11.25) 0 1 0 3 3 3



**51**

**OG**  
**6-4, 287**

**Jr.**  
**Dan Wenger**  
**Coral Springs, Fla.**

2008

**Michigan State:** Continued steady play at the center position against the Spartans in a tough loss. **Michigan:** Started second consecutive game for Irish at center, captaining the line to another zero sack performance, the second consecutive game with no sacks allowed. **San Diego State:** Made his sixth career start for the Irish and fist career season opening game start at center ... helped the offense rush for 122 yards while holding the Aztecs to zero sacks on the day.

**CAREER STATISTICS**

Year	G-GS	Time
2008	3-3	56:42 (excluding MSU)
2007	8-5	154:35
2006	DNP	
<b>Total</b>	<b>11-8</b>	<b>211:17 (excluding MSU)</b>



**19**

**WR**  
**5-10, 197**

**Jr.**  
**George West, Jr.**  
**Spencer, Okla.**

2008

**Michigan State:** Did not record any time against the Spartans. **Michigan:** Saw the field for the first time in the 2008 campaign on special teams, recording a 3-yard punt return for the Irish. **San Diego State:** Did not play.

**CAREER STATISTICS**

Year	G-S	Receiving				TD	LG	Rushing			
		Rec	Yds	Avg	TD			Att	Yds	Avg	TD
2008	1-0	0	0	0.0	0	0	0	0	0.0	0	0
2007	12-7	21	172	8.2	0	20	0	0	0.0	0	0
2006	13-0	2	14	7.0	0	9	1	11	11.0	1	11
<b>Total</b>	<b>26-7</b>	<b>23</b>	<b>186</b>	<b>8.1</b>	<b>0</b>	<b>20</b>	<b>1</b>	<b>11</b>	<b>11.0</b>	<b>1</b>	<b>11</b>

**CAREER GAME-BY-GAME**

Year	Ret	Kick Return				Punt Return				
		Yds	Avg	TD	LG	Ret	Yds	Avg	TD	LG
2008	0	0	0.0	0	0	1	3	3.0	0	3
2007	1	22	22.0	0	22	0	0	0.0	0	0
2006	12	251	26.0	0	33	4	20	5.0	0	10
<b>Total</b>	<b>13</b>	<b>273</b>	<b>21.0</b>	<b>0</b>	<b>33</b>	<b>5</b>	<b>23</b>	<b>4.6</b>	<b>0</b>	<b>10</b>

**CAREER GAME-BY-GAME**

2007	Receiving				
	Rec	Yds	Avg	TD	LG
*GT (9.1)	2	29	14.5	0	20
*at PSU (9.8)	2	9	4.5	0	5
*at UM (9.15)	2	23	11.5	0	14
*MSU (9.22)	3	25	8.3	0	14
*at PU (9.29)	4	37	9.3	0	15
at UCLA (10.6)	0	0	0.0	0	0
*BC (10.13)	1	3	3.0	0	3
USC (10.20)	1	6	6.0	0	6
*Navy (11.3)	0	0	0.0	0	0
AF (11.10)	1	5	5.0	0	5
Duke (11.17)	4	24	6.0	0	8
at SU (11.25)	1	11	11.0	0	11



95

NT  
6-2, 310

So.  
Ian Williams  
Altamonte Springs, Fla.

2008

**Michigan State:** Made third career start and recorded a season high six tackles (solo, five assists) in the loss to the Spartans. **Michigan:** Saw a large amount of action in the defensive line rotation and recorded his first tackle (solo) of the season. **San Diego State:** Did not see as much game action in the win only because of the Irish playing so much nickel defense ... helped limit the Aztecs rushing attack to 71 yards on the day.

CAREER STATISTICS

Year	G-S	Tackles			TFL	Scks	Fumbles			PBU	INT
		TT	UT	AT			FF	FR			
2008	3-1	7	1	6	0.0-0	0.0-0	0	0-0	0	0-0	
2007	12-2	45	19	26	1.5-3	0.0-0	0	0-0	0	0-0	
Total	15-3	52	20	32	1.5-3	0.0-0	0	0-0	0	0-0	

CAREER GAME-BY-GAME

2008	TT	UT	AT	TFL	Scks	FF	FR	PBU	INT
SDSU (9.6)	0	0	0	0.0-0	0.0-0	0	0-0	0	0-0
UM (9.13)	1	0	1	0.0-0	0.0-0	0	0-0	0	0-0
at MSU (9.20)	6	1	5	0.0-0	0.0-0	0	0-0	0	0-0
PU (9.27)									
SU (10.4)									
at UNC (10.11)									
at UW (10.25)									
PITT (11.1)									
at BC (11.8)									
vs. Navy (11.15)									
CUSE (11.22)									
at USC (11.29)									

2007	TT	UT	AT	TFL	Scks	FF	FR	PBU	INT
GT (9.1)	3	2	1	0.0-0	0.0-0	0	0-0	0	0-0
at PSU (9.8)	3	1	2	0.5-1	0.0-0	0	0-0	0	0-0
at UM (9.15)	4	4	0	0.0-0	0.0-0	0	0-0	0	0-0
MSU (9.22)	4	1	3	0.0-0	0.0-0	0	0-0	0	0-0
at PU (9.29)	1	0	1	0.0-0	0.0-0	0	0-0	0	0-0
at UCLA (10.6)	1	1	0	0.0-0	0.0-0	0	0-0	0	0-0
BC (10.13)	3	3	0	0.0-0	0.0-0	0	0-0	0	0-0
USC (10.20)	0	0	0	0.0-0	0.0-0	0	0-0	0	0-0
Navy (11.3)	11	2	9	0.0-0	0.0-0	0	0-0	0	0-0
AF (11.10)	6	2	4	1.0-2	0.0-0	0	0-0	0	0-0
*Duke (11.17)	3	0	3	0.0-0	0.0-0	0	0-0	0	0-0
*at SU (11.25)	6	3	3	0.0-0	0.0-0	0	0-0	0	0-0



84

TE  
6-6, 264

Jr.  
Will Yeatman  
San Diego, Calif.

2008

**Michigan State:** Hauled in second reception of the season (two yards) against the Spartans, making his third consecutive start of the season. **Michigan:** Made the fifth start of his career (second consecutive). **San Diego State:** Hauled in one catch for four yards in season opener ... the catch was the seventh of his career.

CAREER STATISTICS

Year	G-S	Receiving				
		Rec	Yds	Avg	TD	LG
2008	3-3	2	6	3.0	0	4
2007	12-3	6	37	6.2	0	10
2006	13-0	0	0	0.0	0	0
Total	28-6	8	43	5.4	0	10



74

OT  
6-8, 310

Jr.  
Sam Young  
Coral Springs, Fla.

2008

**Michigan State:** Had solid day of pass protection helping the Irish pass for 242 yards on the day. **Michigan:** Continued consecutive games started streak, recording his 27th of career and helped pave the way for another 100-yard rushing performance (113 yards). **San Diego State:** Made his 26th consecutive and career start for Notre Dame (second longest active streak) while pacing the offensive line to help the Irish rush for 122 yards and allowing zero sacks in the season opening win.

CAREER STATISTICS

Year	G-GS	Time
2008	3-3	61:42 (excluding MSU)
2007	12-12	310:08
2006	13-13	289:17
Total	28-28	661:07 (excluding MSU)



