

# NOTRE DAME FOOTBALL



Fighting Irish Media ▶ Michael Bertsch ▶ mberts1@nd.edu ▶ 574-532-4154 ▶ Leigh Torbin ▶ ltorbin@nd.edu ▶ 407-325-5703 ▶ UND.com

## Countdown To Kickoff

- 14** Freshman S **Devin Studstill** (uniform number 14) is projected to make his first career start on Saturday. He was one of 13 players to make their collegiate debut for the Irish on Sunday night. (Page 7)
- 13** Only 13 teams have more than Notre Dame's 39 wins since 2012. (Page 9)
- 12** QB **DeShone Kizer** stands 12th in the nation with a 206.5 passing efficiency rating after the opening week of the season (Page 11)
- 11** The Irish routinely play a tough schedule and week one reflected that as 11 of Notre Dame's 12 opponents this year won their opener with the lone exception being USC. (Page 6)
- 10** The Irish have played six times previously on Sept. 10 and possess a 4-2 record with each of the last four Sept. 10 games coming against Michigan. (Page 5)
- 9** PK **Justin Yoon** scored nine points at Texas, eclipsing the 100 career point plateau in just his 14th appearance for the Irish. He now has 104 career points scored. (Page 13)
- 8** Head coach **Brian Kelly** begins his seventh year at Notre Dame. He won at least eight games in each of his first six seasons at the helm, the only Irish coach to accomplish that feat. (Page 2)
- 7** Notre Dame had seven players make their first career start on Sunday night at Texas, four on offense and three on defense. (Page 2)
- 6** WR **Equanimeous St. Brown** (number six) caught two TD passes at Texas. It is the sixth season-opener in a row where a Notre Dame has had a player score at least two TDs. (Page 10)
- 5** DeShone Kizer threw five TD passes at Texas, matching the school record for a road game. (Page 11)
- 4** Notre Dame's four captains for 2016 are WR **Torii Hunter Jr.**, LT **Mike McGlinchey**, LB **James Onuwalu** and DL **Isaac Rochell**. (Page 8)
- 3** Three new buildings surrounding Notre Dame Stadium will greet Irish fans on Saturday. The Campus Crossroads Project is on schedule for completion in 2017. (Page 14)
- 2** This is the second all-time meeting with Nevada. The Irish lead the brief series, 1-0. (Page 5)
- 1** This is the first home game of the year at Notre Dame Stadium. The Irish are 68-16-2 in home openers at the facility. (Page 4)
- 0** Notre Dame has not had an empty seat for a home game since 1973. The sellout streak is the second-longest in NCAA history behind only Nebraska's active run of 348 games.

## Game 2

AP: NR  
COACH: NR  
1-0, 0-0 MWC

VS

AP: #18  
COACH: #21  
0-1

### TIME, DATE AND PLACE

- ▶ 3:30 p.m.; Saturday, Sept. 10, 2016
- ▶ Notre Dame Stadium (80,795); Notre Dame, Ind.

### TELEVISION

- ▶ NBC national telecast with Mike Tirico (play-by-play), Doug Flutie (analysis), Kathryn Tappen (side-line), Rob Hyland (producer) and Pierre Moossa (director).
- ▶ NBC Sports Network will also have live pre-game and post-game shows featuring Liam McHugh (host) and Dhani Jones (analyst).

### RADIO

- ▶ IMG College Sports is the exclusive national rights-holder for Irish football radio broadcasts. Notre Dame games will be broadcast to 117 affiliates by Don Criqui (play-by-play) and Allen Pinkett (analysis). This broadcast can be heard live on SiriusXM Satellite Radio (channel 129).
- ▶ The broadcast will be preceded by a one hour pre-game show hosted by Tony Castricone with interviews conducted by Jack Nolan. It will be followed by a national post-game show hosted by Castricone, Criqui and Pinkett.
- ▶ All games can be heard in South Bend on WSBT 96.1 FM & 960 AM, and Sunny 101.5 FM.

### TICKETS

- ▶ Saturday will be the 250th straight sellout at Notre Dame Stadium. Every Irish home game since the final two home games in 1964 has been a sellout except one – a 1973 Thanksgiving Day game vs. Air Force. Come Saturday, Notre Dame will have played in front of sellouts in 299 of its last 300 home games.
- ▶ Notre Dame has played in front of sellout crowds in 287 of its previous 336 games (.854) overall. Notre Dame has played before 658 sellouts in 937 total games (.702) since 1930.
- ▶ Every Notre Dame game since the 2014 game at USC has attracted a sellout crowd, including a Darrell K Royal-Texas Memorial Stadium record of 102,315 on Sunday night.

### SERIES INFO

- ▶ Notre Dame leads the series 1-0, a 35-0 Irish win on Sept. 5, 2009, at Notre Dame Stadium.

### THE COACHES

- ▶ **Notre Dame:** Brian Kelly, 55-24 at Notre Dame (7th year), 226-81-2 overall (26th year), 0-0 vs. Nevada
- ▶ **Nevada:** Brian Polian, 19-20 at Nevada and overall (4th year), 0-0 vs. Notre Dame

### WHAT TO WATCH FOR

- ▶ Notre Dame will aim for its first win of the season after Sunday night's loss at Texas. The Irish have not begun a season at 0-2 since 2011.

**NDFootball**

**NDFootball**

**NDFootball**

**Notre Dame Football**

**NDFBrecruiting**

## Notre Dame vs. Nevada

## What's Inside

- Countdown to Kickoff..... 1
- Brian Kelly Notes..... 2-3
- All-Time Home Openers..... 4
- National Rankings..... 5
- Notre Dame-Nevada Series Notes..... 5-6
- 2016 Opponents ..... 6
- Team Notes..... 6-14
- Notre Dame's Record When..... 7
- Starter Sheet ..... 8
- Notre Dame By The Numbers ..... 9
- Honors/Awards..... 10
- Inside ND Football/ND Football Replays..... 11
- Irish in the NFL..... 12
- Media Information..... 14
- Coaching Staff Game Day Locations..... 14
- Miscellaneous Notes..... 14-15
- Alphabetical / Numerical Roster..... 16-17
- Pronunciation Guide ..... 17
- Depth Chart..... 18
- The Last Time..... 19-21
- Miscellaneous Stats..... 22
- Big Plays..... 23
- Scoring Drives ..... 24
- 2016 Season Results..... 25
- 2016 Team Stats..... 26
- 2016 Individual Stats ..... 27-29
- 2016 Defensive Stats ..... 30
- 2016 Game Superlatives ..... 31-34
- 2016 Game-by-Game Stats..... 35
- 2016 Opponent Game-by-Game Stats..... 36
- 2016 Game-by-Game Comparison ..... 37
- 2016 Red Zone Stats..... 38
- 2016 Conversions and Time of Possession.... 39
- 2016 Game-by-Game Participation ..... 40-41
- 2016 Game-by-Game Individual Stats... 42-49

## 2016 Notre Dame Schedule and Results

Date	ND Rank	Opp Rank	Opponent	Location	TV	Time/Score
Sept. 4	10/9	RV/RV	Texas	Austin, Texas	abc	L, 47-50 (20T)
<b>Sept. 10</b>	<b>18/21</b>	<b>-/-</b>	<b>Nevada</b>	<b>Notre Dame, Ind.</b>	<b>nbc</b>	<b>3:30 p.m. ET</b>
Sept. 17	-/-	12/8	Michigan State	Notre Dame, Ind.	nbc	7:30 p.m. ET
Sept. 24	-/-	-/RV	Duke	Notre Dame, Ind.	nbc	3:30 p.m. ET
Oct. 1	-/-	-/-	vs. Syracuse	East Rutherford, N.J.		TBA
Oct. 8	-/-	-/RV	at NC State	Raleigh, N.C.		TBA
Oct. 15	-/-	7/4	Stanford	Notre Dame, Ind.	nbc	7:30 p.m. ET
Oct. 22			Bye Week			
Oct. 29	-/-	25/RV	Miami	Notre Dame, Ind.	nbc	3:30 p.m. ET
Nov. 5	-/-	RV/RV	vs. Navy	Jacksonville, Fla.	cbn	11:30 a.m. ET
Nov. 12	-/-	-/-	vs. Army	San Antonio, Texas	nbc	3:30 p.m. ET
Nov. 19	-/-	-/-	Virginia Tech	Notre Dame, Ind.	nbc	3:30 p.m. ET
Nov. 26	-/-	-/RV	at USC	Los Angeles, Calif.		TBA

\* Rankings are Associated Press/Amway Coaches polls

**2012 AP National Coach of the Year****2012 Walter Camp National Coach of the Year****2012 Sporting News National Coach of the Year****2012 Home Depot National Coach of the Year****2012 Liberty Mutual National Coach of the Year****2012 AFCA National Coach of the Year****2009 Home Depot National Coach of the Year**

Head coach Brian Kelly, a veteran of 25 seasons as a collegiate head coach, brings a championship tradition to his seventh year as the 29th head football coach at the University of Notre Dame.

Currently the winningest active coach in the NCAA Football Bowl Subdivision, Kelly has guided the Irish to 55 wins over his tenure, ranking fifth in school history. Kelly is the first coach to ever take Notre Dame to a bowl game in each of his first six years at the helm.

His 149 victories as a head coach since 2001 are more than all but two active FBS head coaches – Oklahoma's Bob Stoops and Ohio State's Urban Meyer.

**KELLY'S HEAD COACHING RESUME**

- ▶ Twenty-third college coach to reach 200 career victories with at least five years of service or 50 victories at a school that was classified as a major college at the time
- ▶ Second-youngest and fifth-fastest coach to ever reach 200 career victories with at least five years of service or 50 victories at a school that was classified as a major college at the time
- ▶ Only coach in school history to lead the Irish to at least eight victories over each of his first six seasons – a feat only 20 coaches have ever done at contract bowl eligible schools
- ▶ Only two-time winner of The Home Depot Coach of the Year Award (2009, 2012)
- ▶ First coach in school history to lead the Irish to bowl games during each of his first six seasons
- ▶ First coach to take Notre Dame to bowl games in six straight seasons at any stage in his career since Lou Holtz (1987-95)
- ▶ First coach with six consecutive seasons of at least eight wins since Lou Holtz reached the milestone seven straight years (1987-93)
- ▶ With 10 wins in both 2012 and 2015, Kelly joins Knute Rockne, Ara Parseghian and Holtz as the only Notre Dame coaches to hit the double-digit mark in wins twice
- ▶ Kelly is 21-16 (.568) in his career against Associated Press Top 25 teams
- ▶ Recorded the seventh-most wins (98-33) among active NCAA FBS coach since 2006
- ▶ Owns the seventh-best winning percentage (.752) among active NCAA FBS coaches since 2007
- ▶ Ranks first and eighth among active NCAA FBS coaches in career victories (226) and career winning percentage (.737), respectively
- ▶ Led Notre Dame to an undefeated regular season in 2012 -- its first undefeated regular season in 24 years (1988)
- ▶ Guided Notre Dame to the 2013 Bowl Championship Series title game and its highest national ranking (No. 4/3) to close a season since 1993 (No. 2/2)
- ▶ Oversaw the first football program to be ranked number one in the football polls and first in NCAA GSR graduation rates while also playing for the BCS title
- ▶ Swept just about every possible coach of the year award in 2012 -- Home Depot, Associated Press, Walter Camp Football Foundation, Sporting News, Liberty Mutual and American Football Coaches Association
- ▶ Only the second Irish coach to win 12 games in a season (Lou Holtz also did it in 1988)
- ▶ Continued focus on academics as Notre Dame won the 2014 American Football Coaches Association Academic Achievement Award with a 100 percent graduation rate for the freshmen football student-athlete class of 2007
- ▶ Each of Kelly's last 10 teams have participated in a bowl game, encompassing each of his six Notre Dame teams, each of his three Cincinnati teams, and his final team at Central Michigan (2006)
- ▶ Each of Kelly's last 11 teams (including 2015) have finished the year with a winning record, including his 6-5 Chippewa squad in 2005
- ▶ Every team of Kelly's head coaching tenure, except for his first Central Michigan team that went 4-7 in 2004, has finished at .500 or better (24 out of 25 years)
- ▶ Nine active FBS coaches have guided their respective schools to an undefeated regular season since 2009 and only four of those eight coaches, including Brian Kelly, have done it on multiple occasions
- ▶ Career record includes seven seasons at Notre Dame where he has fashioned a 55-24 record that has included 12 losses by a combined 36 points (3.0 per game)
- ▶ Helped the Irish win 47 of their last 65 games dating back to 2011

- ▶ Three seasons at Cincinnati from 2007-09, including a 34-6 record (.850) and two straight outright BIG EAST Conference title teams that earned BCS appearances in 2008 (FedEx Orange Bowl) and 2009 (Allstate Sugar Bowl)
- ▶ Three seasons at Central Michigan University from 2004-06, including a 19-16 overall record (.542) featuring a 9-4 mark and Mid-American Conference title in 2006
- ▶ Thirteen seasons at Grand Valley State University from 1991-2003, including a 118-35-2 record (.767) highlighted by NCAA Division II national championships in 2002 (14-0) and 2003 (14-1)
- ▶ An overall record of 226-81-2 (.735) in those 26 seasons as a head coach
- ▶ A record of 16-8 (.667) record in postseason play as a head coach

**EIGHT IS GREAT FOR KELLY**

- ▶ Head coach **Brian Kelly** has won at least eight games in each of his first six seasons with the Irish.
- ▶ Kelly is the first Irish coach to win eight games in each of his first six seasons. Setting the previous high, **Dan Devine** began his career with the Irish by posting four straight seasons with at least eight wins from 1975-78.
- ▶ Before Kelly's current run, no Notre Dame head coach had posted six consecutive eight-win seasons at any juncture of his career since **Lou Holtz** reached the milestone seven straight years from 1987-93.
- ▶ Kelly is the first coach in Notre Dame history to lead the Irish to a bowl game in each of his first six seasons. He joins Holtz as the only coaches to guide Notre Dame to bowl berths in six consecutive years at any juncture of their tenures at the school.
- ▶ With 55 wins through his first five years at Notre Dame (2010-15), Kelly has won more games at this stage of his Irish career than any coach other than Holtz's 56.

**KELLY BEATS ELITE TEAMS**

- ▶ **Brian Kelly** is 11-12 (.478) against Associated Press Top 25 teams as the head coach at Notre Dame and 21-16 (.568) overall, the eighth-best career winning percentage in such games among active coaches.
- ▶ Of the coaches at contract bowl eligible schools who has faced at least 10 AP-ranked teams, Kelly's career .568 winning percentage ranks eighth among his peers.

**Career Record vs. AP Top 25 (Minimum 10 games)**

	<b>Coach</b>	<b>School</b>	<b>Record</b>	<b>Pct.</b>
1.	Urban Meyer	Ohio State	32-13	.711
2.	David Shaw	Stanford	20-9	.690
3.	Bob Stoops	Oklahoma	55-28	.663
4.	Mark Helfrich	Oregon	9-5	.643
5.	Nick Saban	Alabama	63-38	.624
6.	Jimbo Fisher	Florida State	13-8	.619
7.	Jim Mora	UCLA	12-8	.600
8.	<b>Brian Kelly</b>	<b>Notre Dame</b>	<b>21-16</b>	<b>.568</b>
9.	Les Miles	LSU	45-35	.563
10.	Gary Patterson	TCU	21-17	.553

**KELLY RANKS AMONG TOP ACTIVE COACHES NATIONALLY**

- ▶ Now in his seventh year at Notre Dame, **Brian Kelly** has helped the Irish secure a 44-6 record when entering halftime with a lead and a 41-5 mark when leading after three quarters.
- ▶ Kelly is 188-13 in his coaching career when taking a lead into the fourth quarter and 124-7 since 2001. He owns a 177-16 record when taking a lead into halftime, including a 122-8 mark since 2001.
- ▶ Kelly is 154-30 when scoring first.
- ▶ Kelly is 177-27-1 when outrushing his opponent.
- ▶ Kelly is 132-13 when his team wins the turnover battle.
- ▶ Kelly is 43-19-2 in games decided by three points or less.
- ▶ Kelly is 64-21 in the month of November, including a 28-9 mark since 2006.
- ▶ Kelly is 68-8 when his team scores a defensive or special teams touchdown.
- ▶ Kelly is 144-12 when his team scores 30+ points, including a 82-3 mark with 40+ points.
- ▶ Kelly is 144-6-1 when his team allows 19 points or less.
- ▶ Kelly is 165-44-1 coming off a victory.
- ▶ Kelly-coached teams have won 81 of their last 82 games when holding their opponents to less than 20 points. Kelly-coached teams owned a 57-game winning streak in games where they held their opponents to less than 20 points, which ended in the 2011 Champs Sports Bowl loss to Florida State (18-14). Kelly's previous such loss came on Dec. 8, 2001, when North Dakota edged Grand Valley State, 17-14, in the NCAA Division II title game
- ▶ Since 2001, Brian Kelly has the third-most wins among all active Football Bowl Subdivision coaches, trailing only Oklahoma's Bob Stoops (158) and Ohio State's Urban Meyer (154):

**Winningest Active NCAA FBS Coaches (By Victories, Since 2001)**

Name, School	W	L	T	Pct.
1. Bob Stoops, Oklahoma	158	42	0	0.790
2. Urban Meyer, Ohio State	154	27	0	0.851
<b>3. Brian Kelly, Notre Dame</b>	<b>149</b>	<b>48</b>	<b>0</b>	<b>0.756</b>
4. Mark Richt, Miami, Fla.	146	51	0	0.741
Nick Saban, Alabama	146	30	0	0.830
6. Gary Patterson, TCU	143	47	0	0.753
7. Les Miles, LSU	140	54	0	0.722
8. Kirk Ferentz, Iowa	124	68	0	0.646
9. Paul Johnson, Georgia Tech	120	76	0	0.612
10. Tommy Tuberville, Cincinnati	116	61	0	0.655

► Since 2006, Brian Kelly has the seventh-most wins of any active NCAA Football Bowl Subdivision coach. Kelly has won 98 contests (98-34) over that span.

**Winningest Active NCAA FBS Coaches (By Victories, Since 2006)**

Name, School	W	L	T	Pct.
1. Chris Petersen, Washington	108	24	0	0.818
2. Urban Meyer, Ohio State	106	16	0	0.869
Nick Saban, Alabama	106	18	0	0.855
4. Bob Stoops, Oklahoma	104	31	0	0.770
5. Les Miles, LSU	101	31	0	0.765
6. Gary Patterson, TCU	101	29	0	0.777
<b>7. Brian Kelly, Notre Dame</b>	<b>98</b>	<b>34</b>	<b>0</b>	<b>0.742</b>
8. Mark Richt, Miami, Fla.	94	38	0	0.712
Mark Dantonio, Michigan State	94	38	0	0.712
10. Bronco Mendenhall, Virginia	93	38	0	0.710

► Brian Kelly ranks as the seventh-most successful active NCAA Football Bowl Subdivision coach in winning percentage since 2007.

**Winningest Active NCAA FBS Coaches (By Win Percentage, Since 2007)**

Name, School	W	L	T	Pct.
1. Urban Meyer, Ohio State	93	15	0	0.861
2. Nick Saban, Alabama	105	18	0	0.854
3. Chris Petersen, Washington	95	24	0	0.798
4. Bob Stoops, Oklahoma	93	28	0	0.769
5. Gary Patterson, TCU	90	27	0	0.769
6. Les Miles, LSU	90	29	0	0.756
<b>7. Brian Kelly, Notre Dame</b>	<b>88</b>	<b>30</b>	<b>0</b>	<b>0.746</b>
8. Mark Dantonio, Michigan State	88	33	0	0.727
9. Mark Richt, Miami, Fla.	85	34	0	0.714
10. Mike Gundy, Oklahoma State	84	34	0	0.712

► Brian Kelly ranks first and 10th among active NCAA Football Bowl Subdivision coaches in both victories and winning percentage, respectively. Here is a look at the top 10 winningest active coaches in the FBS (min. six years completed as FBS head coach, record at four-year colleges only):

**Winningest Active NCAA FBS Coaches (By Victories)**

Name, School	Years	W	L	T	Pct.
<b>1. Brian Kelly, Notre Dame</b>	<b>26</b>	<b>226</b>	<b>81</b>	<b>2</b>	<b>0.735</b>
2. Bill Snyder, Kansas State	24	193	102	1	0.654
3. Nick Saban, Alabama	20	192	60	1	0.761
4. Bob Stoops, Oklahoma	17	179	47	0	0.792
5. Paul Johnson, Georgia Tech	19	169	83	0	0.671
6. Terry Bowden, Akron	22	160	92	2	0.634
7. Tommy Tuberville, Cincinnati	20	156	91	0	0.632
8. Urban Meyer, Ohio State	14	154	27	0	0.851
9. Rich Rodriguez, Arizona	22	153	105	2	0.592
10. Mark Richt, Miami, Fla.	15	145	52	0	0.736

\*Minimum five years as FBS head coach; record at four-year colleges only

**Winningest Active NCAA FBS Coaches (By Win Percentage)**

Name, School	Years	W	L	T	Pct.
1. Urban Meyer, Ohio State	14	154	27	0	0.851
2. Jimbo Fisher, Florida State	7	68	14	0	0.829
3. Chris Petersen, Washington	10	108	24	0	0.818
4. David Shaw, Stanford	6	55	14	0	0.797
5. Bob Stoops, Oklahoma	17	179	47	0	0.792
6. Nick Saban, Alabama	20	192	60	1	0.761
7. Gary Patterson, TCU	16	144	47	0	0.754
8. Dabo Swinney, Clemson	8	76	27	0	0.738
9. Mark Richt, Miami, Fla.	15	145	52	0	0.736
<b>10. Brian Kelly, Notre Dame</b>	<b>26</b>	<b>226</b>	<b>81</b>	<b>2</b>	<b>0.735</b>

\*Minimum five years as FBS head coach; record at four-year colleges only

► Among college coaches with at least five years of service or 50 victories at a school that was classified as a major college at the time, Kelly was the 23rd to reach 200 career victories. Here is that list of coaches:

► Amongst the list, Kelly was the second-youngest and fifth-fastest to ever reach 200 career victories.

Rank Coach	Age in Yrs.-Days	Rank Coach	Career Game (Record at Time)
1. Pop Warner	46-240	1. Joe Paterno	246 (200-44-2)
<b>2. Brian Kelly</b>	<b>51-310</b>	2. Tom Osborne	249 (200-46-3)
3. Jim Tressel	54-298	3. Bo Schembechler	262 (200-55-7)
4. Vince Dooley	56-84	4. Woody Hayes	268 (200-60-8)
5. Tom Osborne	56-224	<b>5. Brian Kelly</b>	<b>270 (200-68-2)</b>

**KELLY'S WINNING WAYS**

► Eight active FBS coaches have guided their respective schools to an undefeated regular season since 2009. Only four of those eight coaches, including **Brian Kelly**, have done it on multiple occasions.

**Brian Kelly**

2012 – Notre Dame – 12-1 (Lost in BCS Championship Game)

2009 – Cincinnati – 12-0 (Did not coach bowl game)

**Urban Meyer**

2013 – Ohio State – 12-2 (Lost in Big Ten Championship Game and Orange Bowl)

2012 – Ohio State – 12-0

2009 – Florida – 13-1 (Lost in SEC Championship Game)

**Jimbo Fisher**

2014 – Florida State – 13-0 (Lost in College Football Playoff semifinal)

2013 – Florida State – 14-0

**Gary Patterson**

2010 – TCU – 13-0

2009 – TCU – 12-1 (Lost in Fiesta Bowl)

**BRIAN KELLY'S OVERALL RECORD**

Grand Valley State Totals (13 seasons)	118-35-2	.768
Central Michigan Totals (3 seasons)	19-16	.543
Cincinnati Totals (3 seasons)	34-6	.850
Notre Dame Totals (7 seasons)	55-24	.696
<b>Overall Totals (26 seasons)</b>	<b>226-81-2</b>	<b>.735</b>

### All-Time Home Openers

#### HOME OPENERS

► Saturday's game is the home opener for the Irish and the 87th time Notre Dame Stadium has served as the venue. The facility opened for Knute Rockne's final season in 1930 and the Irish have compiled a 335-109-5 (.752) record in "The House that Rockne Built."

► Notre Dame is 101-20-5 (.821) in its home openers, including a 68-16-2 (.802) record at Notre Dame Stadium. There were no home games in 1929 due to construction of Notre Dame Stadium.

► Here's a breakdown of each Notre Dame head coach's record in home openers (beginning in 1913):

<b>Harper:</b> 5-0	<b>Rockne:</b> 11-0-1	<b>Anderson:</b> 2-0-1
<b>Layden:</b> 6-1	<b>Leahy:</b> 9-2	<b>McKeever:</b> 1-0
<b>Devore:</b> 1-1	<b>Brennan:</b> 5-0	<b>Kuharich:</b> 3-1
<b>Parseghian:</b> 10-1	<b>Devine:</b> 4-2	<b>Faust:</b> 4-1
<b>Holtz:</b> 7-3-1	<b>Davie:</b> 4-1	<b>Willingham:</b> 3-0
<b>Weis:</b> 3-2	<b>Kelly:</b> 5-1	

Year	W/L	Score	ND Rank	Opponent (rank)
1887	L	0-8	NP	Michigan (NP)
1888	L	6-26	NP	Michigan (NP)
1892	W	56-0	NP	South Bend H.S. (NP)
1893	W	34-0	NP	Kalamazoo (NP)
1894	W	14-0	NP	Hillsdale (NP)
1895	W	20-0	NP	Northwestern Law (NP)
1896	L	0-4	NP	Chicago Physicians (NP)
1897	T	0-0	NP	Rush Medical (NP)
1898	W	53-0	NP	Michigan State (NP)
1899	W	40-0	NP	Michigan State (NP)
1900	W	55-0	NP	Goshen (NP)
1901	T	0-0	NP	South Bend AC (NP)
1902	W	33-0	NP	Michigan State (NP)
1903	W	12-0	NP	Michigan State (NP)
1904	W	12-4	NP	Wabash (NP)
1905	W	44-0	NP	North Division H.S. (NP)
1906	W	26-0	NP	Franklin (NP)
1907	W	32-0	NP	Chicago Physicians (NP)
1908	W	39-0	NP	Hillsdale (NP)
1909	W	58-0	NP	Olivet (NP)
1910	W	48-0	NP	Olivet (NP)
1911	W	32-6	NP	Ohio Northern (NP)
1912	W	116-7	NP	St. Viator (NP)
1913	W	87-0	NP	Ohio Northern (NP)
1914	W	56-0	NP	Alma (NP)
1915	W	32-0	NP	Alma (NP)
1916	W	48-0	NP	Case Tech (NP)
1917	W	55-0	NP	Kalamazoo (NP)
1918	T	7-7	NP	Great Lakes (NP)
1919	W	14-0	NP	Kalamazoo (NP)
1920	W	39-0	NP	Kalamazoo (NP)
1921	W	56-0	NP	Kalamazoo (NP)
1922	W	46-0	NP	Kalamazoo (NP)
1923	W	74-0	NP	Kalamazoo (NP)
1924	W	40-0	NP	Lombard (NP)
1925	W	41-0	NP	Baylor (NP)
1926	W	77-0	NP	Beloit (NP)
1927	W	28-7	NP	Coe (NP)
1928	W	12-6	NP	Loyola-NO (NP)
1930	W	20-14	NP	SMU (NP)
1931	W	63-0	NP	Drake (NP)
1932	W	73-0	NP	Haskell (NP)

Year	W/L	Score	ND Rank	Opponent (rank)
1933	T	0-0	NP	Kansas (NP)
1934	L	6-7	NP	Texas (NP)
1935	W	28-7	NP	Kansas (NP)
1936	W	21-7	NP	Carnegie Tech (NP)
1937	W	21-0	NP	Drake (NP)
1938	W	52-0	NP	Kansas (NP)
1939	W	3-0	NP	Purdue (NP)
1940	W	25-7	NP	Pacific (NP)
1941	W	38-7	NP	Arizona (NP)
1942	L	6-13	NP	Georgia Tech (NP)
1943	W	55-13	NP	Georgia Tech (NP)
1944	W	26-0	NP	Tulane (NP)
1945	W	7-0	NP	Illinois (NP)
1946	W	33-0	NP	Pittsburgh (NP)
1947	W	31-0	2	Nebraska (NP)
1948	W	28-27	NP	Purdue (NP)
1949	W	49-6	NP	Indiana (NP)
1950	W	14-7	1	North Carolina (20)
1951	W	48-6	14	Indiana (NR)
1952	L	19-22	8	Pittsburgh (NR)
1953	W	23-14	1	Pittsburgh (15)
1954	W	21-0	2	Texas (4)
1955	W	17-0	11	SMU (NR)
1956	W	20-6	17	Indiana (NR)
1957	W	26-0	16	Indiana (NR)
1958	W	18-0	5	Indiana (NR)
1959	W	28-8	NR	North Carolina (NR)
1960	W	21-7	NR	California (NR)
1961	W	19-6	NR	Oklahoma (NR)
1962	L	6-24	NR	Purdue (NR)
1963	L	9-14	NR	Wisconsin (6)
1964	W	34-15	9	Purdue (NR)
1965	W	38-7	8	Northwestern (NR)
1966	W	26-14	6	Purdue (8)
1967	W	41-8	1	California (NR)
1968	W	45-21	3	Oklahoma (5)
1969	W	35-10	11	Northwestern (NR)
1970	W	48-0	6	Purdue (NR)
1971	W	50-7	2	Northwestern (NR)
1972	W	35-14	10	Purdue (NR)
1973	W	44-0	8	Northwestern (NR)
1974	L	20-31	2	Purdue (NR)
1975	W	31-7	7	Northwestern (NR)
1976	L	10-31	11	Pittsburgh (9)
1977	W	16-6	14	Michigan State (NR)
1978	L	0-3	5	Missouri (NR)
1979	W	27-3	15	Michigan State (7)
1980	W	31-10	11	Purdue (9)
1981	W	27-9	4	LSU (NR)
1982	W	23-17	20	Michigan (10)
1983	L	23-28	4	Michigan State (NR)
1984	W	55-14	NR	Colorado (NR)
1985	W	27-10	NR	Michigan State (NR)
1986	L	23-24	NR	Michigan (3)
1987	W	31-8	9	Michigan State (17)
1988	W	19-17	13	Michigan (9)
1989	W	21-13	1	Michigan State (NR)
1990	W	28-24	1	Michigan (4)
1991	W	49-27	7	Indiana (NR)
1992	T	17-17	3	Michigan (6)
1993	W	27-12	7	Northwestern (NR)

Year	W/L	Score	ND Rank	Opponent (rank)
1994	L	24-26	3	Michigan (6)
1995	L	15-17	9	Northwestern (NR)
1996	W	35-0	9	Purdue (NR)
1997	W	17-13	11	Georgia Tech (NR)
1998	W	36-20	22	Michigan (5)
1999	W	48-13	18	Kansas (NR)
2000	W	24-10	NR	Texas A&M (25)
2001	L	10-17	23	Michigan State (NR)
2002	W	24-17	23	Purdue (NR)
2003	W	29-26	19	Washington State (NR)
2004	W	28-20	NR	Michigan (8)
2005	L	41-44	10	Michigan State (NR)
2006	W	41-17	4	Penn State (19)
2007	L	3-33	NR	Georgia Tech (NR)
2008	W	21-13	NR	San Diego State (NR)
2009	W	35-0	23	Nevada (NR)
2010	W	23-12	NR	Purdue (NR)
2011	L	20-23	16	USF (NR)
2012	W	20-17	22	Purdue (NR)
2013	W	28-6	14	Temple (NR)
2014	W	48-17	17	Rice (NR)
2015	W	38-3	11	Texas (NR)

#### RECORD

**101-20-5**

## NOTRE DAME - NEVADA SERIES NOTES

- ▶ Notre Dame leads the all-time series with Nevada, 1-0, defeating the Wolf Pack, 35-0, on Sept. 5, 2009, at Notre Dame Stadium.
- ▶ In that game, **Jimmy Clausen** threw for 315 yards and four touchdowns, including an 88-yard touchdown toss to **Michael Floyd** for the third-longest pass completion in Notre Dame history.
- ▶ The Irish defense shutout a Nevada team led by Colin Kaepernick. The current San Francisco 49ers QB was 12 of 23 with a pair of interceptions.

## NOTRE DAME - NEVADA CONNECTIONS

- ▶ Two Irish players hail from Nevada. Sophomores **Nicco Fertitta** and **Alizé Jones** are both Las Vegas natives and graduates of Bishop Gorman High School.
- ▶ Nevada has one native Hoosier on its roster, Indianapolis native Evan Faunce. The junior tight end is a product of Warren Central High School, alma mater of 2015 Notre Dame captain **Sheldon Day**, now a member of the Jacksonville Jaguars.
- ▶ Nevada head coach Brian Polian served as an assistant coach at Notre Dame from 2005-09, running the special teams while assisting with linebackers and defensive backs while helping the Irish to appearances in the Fiesta and Sugar Bowls during his tenure.
- ▶ Two Notre Dame assistant coaches spent time in the Silver State but not in Reno. **Todd Lyght** began his coaching career as an assistant at Las Vegas' Bishop Gorman High School in 2010-11, helping the Gaels to state titles. **Mike Sanford** was a graduate assistant coach at UNLV in 2005-06.

Notre Dame	Hometown/High School	Nevada
Corey Holmes, WR	St. Thomas Aquinas HS (in Fort Lauderdale, Fla.)	Jaxson Kincaide, RB
Nicco Fertitta, S	Las Vegas, Nev.	Maliek Broady, RB
Alizé Jones, TE		Hasaan Henderson, WR
		Thomas Newton, OL
		Brandon Thompson, WR
Jalen Elliott, S	Richmond, Va.	Trevion Armstrong, WR
Equanimeous St. Brown, WR	Anaheim, Calif.	Riley Brand, DB
Buster Sheridan, WR	Chicago, Ill.	Dominic Christian, WR
Javon, McKinley, WR	Corona, Calif.	Elijah Mitchell, DB
Nick Watkins, CB	DeSoto, Texas	E.J. Muhammad, DB

## NOTRE DAME VS. THE MOUNTAIN WEST CONFERENCE

- ▶ Notre Dame has played 35 games against teams that currently comprise the Mountain West Conference, with an .829 winning percentage in those games (29-6-0). The Irish have played Air Force for 30 of their 35 Mountain West games, going 24-6.
- ▶ Notre Dame is 5-0 against Mountain West teams other than Air Force, posting a 3-0 mark against Hawaii and 1-0 record against both Nevada and San Diego State.
- ▶ Notre Dame last faced a Mountain West team on Oct. 26, 2013, when it claimed a 45-10 win at Air Force.
- ▶ Notre Dame is next scheduled to face a Mountain West team on Sept. 14, 2019, when New Mexico travels to Notre Dame Stadium.

## Notre Dame vs. Mountain West Conference

	Home				Away				Neutral				Overall			
	Won	Lost	Tied	Pct.	Won	Lost	Tied	Pct.	Won	Lost	Tied	Pct.	Won	Lost	Tied	Pct.
Air Force	11	4	0	.733	13	2	0	.867	0	0	0	.000	24	6	0	.800
Boise State	0	0	0	.000	0	0	0	.000	0	0	0	.000	0	0	0	.000
Colorado State	0	0	0	.000	0	0	0	.000	0	0	0	.000	0	0	0	.000
Fresno State	0	0	0	.000	0	0	0	.000	0	0	0	.000	0	0	0	.000
Hawaii	1	0	0	1.000	2	0	0	1.000	0	0	0	.000	3	0	0	1.000
<b>Nevada</b>	<b>1</b>	<b>0</b>	<b>0</b>	<b>1.000</b>	<b>0</b>	<b>0</b>	<b>0</b>	<b>.000</b>	<b>0</b>	<b>0</b>	<b>0</b>	<b>.000</b>	<b>1</b>	<b>0</b>	<b>0</b>	<b>1.000</b>
New Mexico	0	0	0	.000	0	0	0	.000	0	0	0	.000	0	0	0	.000
San Diego State	1	0	0	1.000	0	0	0	.000	0	0	0	.000	1	0	0	1.000
San Jose State	0	0	0	.000	0	0	0	.000	0	0	0	.000	0	0	0	.000
UNLV	0	0	0	.000	0	0	0	.000	0	0	0	.000	0	0	0	.000
Utah State	0	0	0	.000	0	0	0	.000	0	0	0	.000	0	0	0	.000
Wyoming	0	0	0	.000	0	0	0	.000	0	0	0	.000	0	0	0	.000
<b>TOTALS</b>	<b>14</b>	<b>4</b>	<b>0</b>	<b>.778</b>	<b>15</b>	<b>2</b>	<b>0</b>	<b>.882</b>	<b>0</b>	<b>0</b>	<b>0</b>	<b>.000</b>	<b>29</b>	<b>6</b>	<b>0</b>	<b>.829</b>

## ON THIS DATE

- ▶ Notre Dame is 4-2 all-time on Sept. 10 including a 1-1 record at Notre Dame Stadium.
- ▶ The team's all-time Sept. 10 results follow:

Year	Site	ND Coach	W/L/T	Score	ND Rank	Opponent	Opp. Coach	Opp. Rank
1977	Away	Dan Devine	W	19-9	3	Pitt	Jackie Sherrill	7
1983	Away	Gerry Faust	W	52-6	5	Purdue	Leon Burnnett	NR
1988	Home	Lou Holtz	W	19-17	13	Michigan	Bo Schembechler	9
1994	Home	Lou Holtz	L	24-26	3	Michigan	Gary Moeller	6
2005	Away	Charlie Weis	W	17-10	20	Michigan	Lloyd Carr	3
2011	Away	Brian Kelly	L	31-35	NR	Michigan	Brady Hoke	NR

## National Rankings

### ASSOCIATED PRESS (Sept. 6)

Rk	School	Record	Pts
1.	Alabama (54)	1-0	1518
2.	Clemson (2)	1-0	1416
3.	Florida State (4)	1-0	1413
4.	Ohio State	1-0	1324
5.	Michigan (1)	1-0	1261
6.	Houston	1-0	1243
<b>7.</b>	<b>Stanford</b>	<b>1-0</b>	<b>1140</b>
8.	Washington	1-0	884
9.	Georgia	1-0	877
10.	Wisconsin	1-0	759
<b>11.</b>	<b>Texas</b>	<b>1-0</b>	<b>743</b>
<b>12.</b>	<b>Michigan State</b>	<b>1-0</b>	<b>722</b>
13.	Louisville	1-0	686
14.	Oklahoma	0-1	664
15.	TCU	1-0	635
16.	Iowa	1-0	588
17.	Tennessee	1-0	573
<b>18.</b>	<b>NOTRE DAME</b>	<b>0-1</b>	<b>528</b>
19.	Ole Miss	0-1	493
20.	Texas A&M	1-0	477
21.	LSU	0-1	423
22.	Oklahoma State	1-0	409
23.	Baylor	1-0	296
24.	Oregon	1-0	242
<b>25.</b>	<b>Miami</b>	<b>1-0</b>	<b>137</b>

Others Receiving Votes

Florida 117, UCLA 62, Boise State 50, Utah 43, San Diego State 37, North Carolina 23, Nebraska 13, Auburn 13, Pittsburgh 7, BYU 5, **Navy 2**, West Virginia 1, Colorado 1.

### AMWAY COACHES (Sept. 6)

Rk	School	Record	Pts
1.	Alabama (62)	1-0	1598
2.	Clemson (2)	1-0	1513
3.	Florida State	1-0	1454
4.	Ohio State	1-0	1424
<b>4.</b>	<b>Stanford</b>	<b>1-0</b>	<b>1424</b>
6.	Michigan	1-0	1261
7.	Houston	1-0	1213
<b>8.</b>	<b>Michigan State</b>	<b>1-0</b>	<b>1027</b>
9.	Georgia	1-0	934
10.	Iowa	1-0	797
11.	Washington	1-0	782
12.	TCU	1-0	719
13.	Oklahoma	0-1	707
14.	Tennessee	1-0	657
15.	Louisville	1-0	635
16.	Wisconsin	1-0	583
17.	Oklahoma State	1-0	555
18.	Ole Miss	0-1	534
19.	Baylor	1-0	481
<b>20.</b>	<b>Texas</b>	<b>1-0</b>	<b>439</b>
<b>21.</b>	<b>NOTRE DAME</b>	<b>0-1</b>	<b>426</b>
22.	LSU	0-1	418
23.	Oregon	1-0	385
24.	Texas A&M	1-0	302
25.	Florida	1-0	182

Others Receiving Votes

**Miami 108**, North Carolina 62, Utah 61, Boise State 52, UCLA 38, Nebraska 37, Arkansas 21, Auburn 16, BYU 15, San Diego State 12, Western Kentucky 11, **Navy 10**, Pittsburgh 9, West Virginia 8, **NC State 7**, **USC 6**, South Florida 5, **Duke 4**, South Alabama 3, Southern Mississippi 2, Colorado 1, Appalachian State 1, Toledo 1.


2016 opponents in **bold**

## 2016 Opponents


 **TEXAS (9/4)** **1-0, 0-0 Big 12**  
**LAST WEEK:** W, 50-47 (20T) vs. Notre Dame  
**THIS WEEK:** vs. UTEP (7 p.m.)  
**NEXT WEEK:** at Cal (10:30 p.m.)


 **NEVADA (9/10)** **1-0, 0-0 MWC**  
**LAST WEEK:** W, 30-27 vs. Cal Poly  
**THIS WEEK:** at Notre Dame (3:30 p.m.)  
**NEXT WEEK:** vs. Buffalo (9 p.m.)

 **MICHIGAN ST. (9/17)** **1-0, 0-0 Big Ten**  
**LAST WEEK:** W, 28-13 vs. Furman  
**THIS WEEK:** Bye  
**NEXT WEEK:** at Notre Dame (7:30 p.m.)

 **DUKE (9/24)** **1-0, 0-0 ACC**  
**LAST WEEK:** W, 49-6 vs. N.C. Central  
**THIS WEEK:** vs. Wake Forest (3:30 p.m.)  
**NEXT WEEK:** at Northwestern (8 p.m.)

 **SYRACUSE (10/1)** **1-0, 0-0 ACC**  
**LAST WEEK:** W, 33-7 vs. Colgate  
**THIS WEEK:** vs. Louisville (8 p.m. Fri.)  
**NEXT WEEK:** vs. USF (3:30 p.m.)


 **NC STATE (10/8)** **1-0, 0-0 ACC**  
**LAST WEEK:** W, 48-24 vs. William & Mary  
**THIS WEEK:** at East Carolina (Noon)  
**NEXT WEEK:** vs. Old Dominion (6 p.m.)

 **STANFORD (10/15)** **1-0, 0-0 Pac-12**  
**LAST WEEK:** W, 26-13 vs. Kansas State  
**THIS WEEK:** Bye  
**NEXT WEEK:** vs. USC (8 p.m.)

 **MIAMI (10/29)** **1-0, 0-0 ACC**  
**LAST WEEK:** W, 70-3 vs. Florida A&M  
**THIS WEEK:** vs. Florida Atlantic (6 p.m.)  
**NEXT WEEK:** at Appalachian State (Noon)

 **NAVY (11/5)** **1-0, 0-0 American**  
**LAST WEEK:** W, 52-16 vs. Fordham  
**THIS WEEK:** vs. UConn (3:30 p.m.)  
**NEXT WEEK:** at Tulane (7 p.m.)

 **ARMY (11/12)** **1-0**  
**LAST WEEK:** W, 28-13 at Temple  
**THIS WEEK:** vs. Rice (Noon)  
**NEXT WEEK:** at UTEP (7 p.m.)

 **VIRGINIA TECH (11/19)** **1-0, 0-0 ACC**  
**LAST WEEK:** W, 36-13 vs. Liberty  
**THIS WEEK:** vs. Tenn. (8 p.m. at Bristol, Tenn.)  
**NEXT WEEK:** vs. Boston College (3:30 p.m.)

 **USC (11/26)** **0-1, 0-0 Pac-12**  
**LAST WEEK:** L, 6-52 vs. Alabama (Arlington, Texas)  
**THIS WEEK:** vs. Utah State (2 p.m.)  
**NEXT WEEK:** at Stanford (8 p.m.)

\* all times are Eastern

## NOTRE DAME IN SEPTEMBER

- ▶ Notre Dame is 141-59-4 (.701) all-time during the month of September.
- ▶ The Irish are 75-24-1 (.755) in September games at Notre Dame Stadium.
- ▶ Notre Dame is 86-24-2 (.777) in September games at home.
- ▶ The Irish are 66-35-3 (.649) in September games away from Notre Dame Stadium.
- ▶ Notre Dame is 49-33-2 (.595) in September in an opponent's home facility.
- ▶ The Irish are 17-2-1 (.875) in September neutral site games.
- ▶ Notre Dame is 16-8-0 (.667) in September under head coach **Brian Kelly** and has won 15 of its last 18 September games.

## IRISH AT TOP OF WINNING PERCENTAGE LIST

- ▶ Notre Dame ranks as the winningest team in college football history based on its .7316 winning percentage over 127 seasons of football and an 892-314-42 record during that period. Michigan (926 wins) is the only team with more overall wins than Notre Dame.
- ▶ Here's the NCAA top 10 teams in terms of winning percentage and total victories heading into the 2016 season:

Team	Years	W	L	T	Pct.
1. Notre Dame	128	892	314	42	.7316
2. Michigan	137	926	331	36	.7301
3. Boise State (1996)	489	418	159	2	.7237
4. Ohio State@	127	876	320	53	.7226
5. Oklahoma	122	861	320	53	.7192
6. Alabama#	122	865	326	43	.7184
7. Texas	124	887	354	33	.7092
8. USC#	124	813	334	54	.6994
9. Nebraska	127	881	368	41	.6988
10. Penn State	130	857	382	42	.6847

# Indicates record adjusted by action of the NCAA Committee on Infractions.

@ Indicates record adjusted by action of institution.

Team	Wins
1. Michigan	926
2. Notre Dame	892
3. Texas	887
4. Nebraska	881
5. Ohio State@	876
6. Alabama#	865
7. Oklahoma	861
8. Penn State	857
9. Tennessee	821
10. USC#	813

# Indicates record adjusted by action of the NCAA Committee on Infractions.

@ Indicates record adjusted by action of institution.

## GRADUATE STUDENTS AIM FOR THIRD 10-WIN SEASON

- ▶ After winning 12 games in 2012 and 10 in 2015, all under head coach **Brian Kelly**, Notre Dame is aiming for its third 10-win season in a five-year span.
- ▶ Kelly is looking to become just the third Irish head coach to claim a trio of 10-win seasons in a five-year span, joining **Ara Parseghian** (1970, 1973 and 1974) and **Lou Holtz** (1988, 1989, 1991, 1992 and 1993).
- ▶ Kelly, **Knute Rockne**, Parseghian and Holtz are the only Notre Dame coaches to lead the Irish to at least 10 wins in a season on multiple occasions.
- ▶ Four players remain on the Irish roster from the 2012 team that won 12 games and played for the national championship: RB **Josh Anderson**, LS **Scott Daly**, OL **Mark Harrell** and DL **Jarron Jones**.

## IRISH ON A PRETTY GOOD RUN

- ▶ Notre Dame boasts a 39-14 record in its 53 outings since the start of the 2012 season. There are only 13 Football Bowl Subdivision teams which can beat that lofty 39-win mark during the past four years and only 13 that eclipse Notre Dame's .736 winning percentage since 2012.
- ▶ Since opening the 2011 season with an 0-2 record, Notre Dame has won 47 of its last 64 games—good for a .734 winning percentage. The Irish are tied with Louisville for the 14th-best winning percentage in the nation since Sept. 17, 2011.
- ▶ The Irish are one of 10 teams in the nation with at least eight wins in each of the last six seasons (2010-15), joining Alabama, Boise State, Florida State, LSU, Northern Illinois, Oklahoma, Oregon, Stanford and Wisconsin.
- ▶ Notre Dame's run of winning eight games in each of the past six seasons (2010-15) is its best clip since winning at least eight games for seven straight years from 1987-93.

## NO TURNOVERS = VICTORIES

- ▶ Notre Dame is 19-1 under **Brian Kelly** when playing an entire game without committing a turnover.
- ▶ Notre Dame had won its last 19 games in which it failed to commit a turnover until its 50-47 double overtime loss at Texas on Sept. 4. The Irish had not previously lost a game with no turnovers since Oct. 17, 2009, when USC upended Notre Dame, 34-27.
- ▶ Notre Dame is 33-5 in its last 38 games in which it has failed to commit a turnover.
- ▶ The Irish have not committed a turnover on Opening Day for the last three years. Notre Dame did not turn the ball over against either Temple (2013), Rice (2014) or Texas (2015). The Irish have played 219:02 worth of Opening Day football since its last turnover, a Parrish Gaines interception of **Everett Golson** in the second quarter of the 2012 season opener against Navy in Dublin, Ireland.

## RIGHT DOWN TO THE WIRE

- ▶ Notre Dame has become accustomed to thrilling finishes. The Irish have been involved in 45 games decided by seven points or less since the start of the 2009 campaign. In fact, 23 of the last 34 losses for the Irish have been decided by a touchdown or less, including 12 by a field goal or less.
- ▶ Notre Dame has played in 64 all-time games where the winning points have occurred in overtime or the game's final minute of regulation. Curiously, 18 have come since the 2008 season, including Notre Dame's 50-47 double overtime loss at Texas on Sunday night.
- ▶ At 12 seconds, the 2015 Virginia game marked the latest game-winning touchdown in regulation in Notre Dame history. The Irish did tie the 1979 Cotton Bowl against Houston when **Joe Montana** threw an eight-yard TD pass to **Kris Haines** as time expired, but the winning margin was provided by **Joe Unis'** successful extra point, making it 35-34. The Irish have won one game with an overtime TD when **Tommy Rees** hit **TJ Jones** for a seven-yard score, and 20-13 Irish win, against Stanford on Oct. 13, 2012.
- ▶ Notre Dame has played 35 games decided by a touchdown or less since the arrival of **Brian Kelly**. The Irish went 2-5 in the first seven such games under Kelly, but have since gone 19-9.
- ▶ Under Kelly, Notre Dame is 14-11 in games decided by four points or less.
- ▶ When the halftime score differential is four points or less, the Irish are 16-3 under Kelly.
- ▶ When trailing after three quarters, Kelly and the Irish own an 8-16 mark.
- ▶ Notre Dame is 22-13 in games decided by a touchdown or less under Kelly.

## CHARGING OUT OF THE GATES

- ▶ A trend Notre Dame hopes continues into 2016, the Irish took advantage of fast starts last season, outscoring opponents 123-71 in the first quarter of games in 2015.
- ▶ Notre Dame has trailed only thrice over 2015-16 after the first quarter - at No. 12 Clemson (Oct. 3), at No. 9 Stanford (Nov. 28) and vs. No. 6 Ohio State in the Fiesta Bowl (Jan. 1).
- ▶ Notre Dame forced a three-and-out on the opening possession of its first four games last fall and has currently allowed a score on its opponent's opening possession in just six of its last 14 games.
- ▶ The Irish have were also stingy coming out of the locker room for the second half, outscoring its opposition 220-129 last year in the first and third quarters, combined. Notre Dame outscored Texas, 9-6, in the third quarter of its 2016 season opener.

## FRESH FACES IN 2016

- ▶ The season-opener at Texas on Sept. 4 saw no shortage of faces new to the Irish football program see significant action as seven players recorded their first career starts and 13 made their collegiate debuts.
- ▶ The seven first-time starters were: CB Nick Coleman, CB Shaun Crawford, WR Corey Holmes, RG Colin McGovern, C Sam Mustipher, S Avery Sebastian and WR Equanimeous St. Brown.
- ▶ Making their collegiate debuts in the prime time thrill in Austin were: DL Daelin Hayes, S Devin Studstill, CB Shaun Crawford, S Jalen Elliott, LB Asmar Bilal, CB Ashton White, CB Julian Love, WR Kevin Stepherson, LB Josh Barajas, S Spencer Perry, DL Julian Okwara, WR Miles Boykin and WR Chase Claypool.
- ▶ Against the Longhorns, the Irish used 27 players competing in either their first or second season of eligibility.

## ALMOST PERFECT BALANCE

- ▶ Once again in 2015, the Irish were almost exactly balanced on play calls. Adjusting sacks from rushing plays (as credited by the NCAA) to passing plays (as intended), The Irish had 453 running plays last fall and 411 passing plays for a run play percentage of 52.4%.
- ▶ In 2014, Notre Dame had 463 passing plays and 484 rushing plays, a mere 51.1 percent lead towards runs.
- ▶ In 2013, Notre Dame had 440 rushing attempts and 429 passing attempts, giving the Irish a balanced 50.6 percent run attack. Similarly adjusting the eight sacks that the NCAA considers rushing plays, the 2013 numbers would have been even closer as Notre Dame would have 432 rushing attempts and 437 passing plays, a 50.3 percent tilt towards passing.

## HOME IS WHERE THE HEART IS

- ▶ The offseason addition of **Jeff Burrell** to the Notre Dame football staff as a senior defensive analyst only adds to the bevy of Irish legends currently helping the 2016 team. Burrell, a consensus All-American and team captain in 1993, first round NFL Draft pick by the Buffalo Bills and 10-year NFL veteran, spent the past three seasons as the assistant defensive backs coach for the Miami Dolphins.
- ▶ In 2015, three former Irish stars were added to head coach **Brian Kelly's** staff.
- ▶ Arguably the best defensive back Notre Dame has produced, defensive backs coach **Todd Lyght** was a two-time consensus All-American and a starter on the 1988 national championship team. The fifth overall pick in the 1991 NFL Draft by the St. Louis Rams, Lyght played in the league for 12 years. He earned All-Pro accolades and won a Super Bowl ring with the Rams in Super Bowl XXXIV.
- ▶ Running backs coach **Autry Denson** was a three-year starter and two-time team Most Valuable Player, Denson starred for Notre Dame from 1995-98. He is the all-time leading rusher in school history with his 4,318 yards.
- ▶ Former Irish quarterback **Ron Powlus** rejoined the Irish last year as the program's director of player development. Powlus is charged with helping the intellectual, social and spiritual development of the team's student-athletes. He is the program's primary point of contact with the student welfare and development and academic services for student-athletes in addition to holding a role coordinating community service projects.

## GREAT FOR TELEVISION

- ▶ Notre Dame has appeared on national or regional television in 290 consecutive games entering the Nevada.
- ▶ The Irish have made 407 appearances on network television -- more than any other school.

## Notre Dame's Record When...

	Kelly Career	Kelly at ND	2016
At Home	122-29-1	29-8	0-0
On The Road	89-46-1	14-12	0-1
Neutral Site Games	15-6	12-4	0-0
In Overtime	6-5	2-3	0-1
Coming off a loss	47-26	13-10	0-1
Coming off a win	165-44-1	41-14	0-0
Coming off an open date	19-2	8-1	0-0
Vs. AP top 25	21-16	11-12	0-0
Both teams are AP-ranked	11-12	7-10	0-0
Neither team is ranked	48-24	16-8	0-0
Ranked higher	55-12	33-9	0-1
Opponent is ranked higher	8-11	5-7	0-0
Vs. In-state Opponents	75-22-2	5-0	0-0
In August	5-2	2-0	0-0
In September	68-31	16-8	0-1
In October	78-22-2	18-5	0-0
In November	64-21	16-8	0-0
In December	11-2	3-1	0-0
In January	0-3	0-2	0-0
On Television	85-31*	55-24	0-1
On NBC	34-8	34-8	0-0
On NBCSN	1-0	1-0	0-0
On ABC	14-7	12-7	0-1
On ESPN	11-7	3-5	0-0
On ESPN2	8-2	1-0	0-0
On CBS	3-1	3-1	0-0
On FOX	0-3	0-3	0-0
CBS College Sports	1-0	1-0	0-0
Afternoon Games	150-56-2	32-12	0-0
Night Games	76-25	23-12	0-1
Decided By 3 or Less	42-19-2	9-7	0-1
Decided By 7 or Less	75-34-2	20-11	0-1
Scoring First	154-30	40-12	0-1
Opponent Scores First	70-51-2	15-12	0-0
Leading At Halftime	177-16	44-6	0-0
Tied At Halftime	15-3	4-1	0-0
Trailing At Halftime	32-62-2	7-17	0-1
Leading After 3 Qtrs.	188-13	43-5	0-0
Tied After 3 Qtrs.	12-4-1	4-3	0-0
Trailing After 3 Qtrs.	23-65-1	8-16	0-1
Scoring 40+ Points	82-3	14-2	0-1
Scoring 30-39 Points	62-9	16-5	0-0
Scoring 20-29 Points	59-32-1	17-10	0-0
Scoring 0-19 Points	23-37-1	8-7	0-0
Allowing 40+ Points	7-21	1-7	0-1
Allowing 30-39 Points	16-31	5-10	0-0
Allowing 20-29 Points	58-24-1	10-7	0-0
Allowing 0-19 Points	144-6-1	38-1	0-0
Outrushing Opponent	177-27-1	40-6	0-0
Getting Outrushed	45-52-1	14-18	0-1
Passing For More Yds	150-52-1	37-19	0-0
Passing For Fewer Yds	75-28-1	18-5	0-1
Outgaining Opponent	189-26-1	44-9	0-0
Getting Outgained	35-52-1	11-15	0-1
Winning Time of Poss.	122-28	33-6	0-1
Losing Time of Poss.	102-51-2	22-18	0-0
Scoring a Def./ST TD	68-9	9-5	0-0
Allowing a Def./ST TD	20-26	6-7	0-0
Fewer Penalty Yards	67-40-1	29-15	0-1
More Penalty Yards	150-38-1	25-8	0-0
Winning Turnover Battle	132-13	29-2	0-1
Losing Turnover Battle	57-47-1	16-19	0-0
Individual 100-yard rusher	102-24-1	19-7	0-0
Individual 100-yard receiver	88-30	18-13	0-0
Individual 200-yard passer	152-42-1	38-17	0-1
Opponent 100-yard rusher	43-42-1	11-14	0-1
Opponent 100-yard receiver	64-36	8-11	0-1
Opponent 200-yard passer	86-43-1	19-19	0-1

\*excludes regular season games from GVSU era (unknown TV games).  
Some records fail to include two contests; Nov. 16, 1991 vs. Valparaiso and Oct. 26, 1996 vs. Saginaw Valley State (detailed stats unavailable)

### Starter Sheet

Offense	2016	Streak	Career
McGlinchey (RT/LT)	1	15	15
Folston (RB)	1	1	14
Kizer (QB)	1	12	12
Nelson (LG)	1	7	12
A. Jones (TE)	-	-	5
Luatua (TE)	-	-	4
Onwualu (WR)	-	-	4
Smythe (TE)	1	2	4
Zaire (QB)	-	-	3
Bars (LG/RT)	1	1	3
Adams (RB)	-	-	3
Weishar (TE)	-	-	2
Hunter Jr. (WR)	1	1	2
St. Brown (WR)	1	1	1
Holmes (WR)	1	1	1
Mustipher (C)	1	1	1
McGovern (RG)	1	1	1

Defense	2016	Streak	Career
Rochell (DL)	1	27	27
Luke (CB)	1	27	27
Onwualu (LB)	1	2	18
J. Jones (DL)	-	-	12
Cage (DL)	1	1	8
Martini (LB)	1	1	7
Morgan (LB)	1	1	5
Tranquill (S)	1	1	5
Trumbetti (DL)	-	-	4
Tillery (DL)	1	2	4
Butler (CB)	-	-	3
Watkins (CB)	-	-	1
Matuska (DL)	-	-	1
Crawford (CB)	1	1	1
Coleman (CB)	1	1	1
Sebastian (S)	1	1	1

#### Longest Active Streaks

Rochell (DL)	27
Luke (CB)	27
McGlinchey (RT/LT)	15

#### Most Career Starts

Rochell (DL)	27
Luke (CB)	27
Onwualu (WR/LB)	22
McGlinchey (RT/LB)	15
Folston (RB)	14
J. Jones (DL)	12
Kizer (QB)	12
Nelson (LG)	12

### FOUR CAPTAINS NAMED FOR 2015 SEASON

► On August 24, Notre Dame head coach **Brian Kelly** announced four captains for the 2016 team, senior wide receiver **Torii Hunter Jr.**, senior left tackle **Mike McGlinchey**, senior linebacker **James Onwualu**, and senior defensive lineman **Isaac Rochell**.

► Reflecting the national nature of Notre Dame's recruiting base, all four are from different states as Hunter hails from Texas, McGlinchey from Pennsylvania, Onwualu from Minnesota and Rochell from Georgia. The last time Notre Dame had at least four captains, all from different states came in 2009 with **Jimmy Clausen** (California), **Eric Olsen** (New York), **Kyle McCarthy** (Ohio) and **Scott Smith** (Illinois).

► It marks the first time since 2011 that a member of the Martin family has not served as a team captain. **Zack Martin**, now an All-Pro guard for the Dallas Cowboys served as a captain in 2012 and 2013 while his brother **Nick Martin**, now a center for the Houston Texans, served as a captain in 2014 and 2015. The Martins become the first pair of brothers to serve as team captains for the Notre Dame football team over multiple seasons, and are only the second brother combination in program history to be named captain along with **Bob Golic** (1978) and **Mike Golic Sr.** (1984).

### HE'S NO. 1!

► New for the 2016 season, head coach **Brian Kelly** has opted not to issue the coveted uniform number one. Instead, it is being awarded in a weekly basis to the player who best represents the ideals of the program on and off of the field. Worthy candidates are nominated weekly by the team captains and are debated by the coaching and support staff with the selection revealed in the locker room following pregame warmups.

► If an offensive lineman is chosen, they are duly recognized but ineligible to wear the number one during the game itself due to NCAA rules restricting down linemen to uniform numbers ranging from 50-79.

Game	No. 1 Recipient	Stats
at Texas (Sept. 4)	LB James Onwualu	Eight tackles (three solo), one tackle for loss

### HARRY'S HEROES: OFFENSIVE LINE WILL BE STURDY AGAIN

► Under the mindful eye of coach **Harry Heistand**, the Notre Dame offensive line has seen four players selected in the first three rounds of the NFL draft over the past three years, including first rounders **Ronnie Stanley**, who went to Baltimore with the sixth overall pick in 2016, and **Zack Martin**, the 16th overall pick by the Dallas Cowboys in 2014.

► The unit aims to follow the lead of a 2015 unit which opened holes, protected passers and allowed the Irish to average 200 yards rushing and 200 yards passing per game. The Irish had not accomplished this feat since 1977.

► Senior and team captain **Mike McGlinchey** has flipped over from starting right tackle to replace Stanley at left tackle. McGlinchey started all 13 games in 2015 and serves as a leader for this unit both on and off of the field. Senior **Hunter Bivin** brings 18 games worth of Notre Dame experience into the backup post behind McGlinchey.

► The stout **Quenton Nelson** earned a spot on Sports Illustrated's preseason All-American team and starts at left guard. The junior started 11 of the 12 games he played in last fall, ably filling the space between first-round pick Stanley at left tackle and second-round pick **Nick Martin** at center. Sophomore **Trevor Ruhland** is listed as Nelson's backup.

► Junior **Sam Mustipher** has earned the starting nod at center. Texas was his first career start after appearing in nine games last fall as a reserve and on special teams.

► The right guard position saw senior **Colin McGovern** edge out a tough challenge from sophomore **Tristen Hoge** during fall camp. McGovern made the first start of his career at Texas after playing in 10 games previously off of the bench. The nephew of former NFL running back Merrill Hoge, Tristen is also an option to see time as a backup center where he is competing with graduate student **Mark Harrell** for the role.

► Junior **Alex Bars** aims to continue to tradition of strong right tackles for the Irish, a starting role held by McGlinchey in 2015 and Stanley in both 2013 and 2014. Bars started two games at left guard last fall (wins over Navy and USC) in place of an injured Nelson before an ankle injury of his own against the Trojans prematurely ended Bars' season. Freshman **Tommy Kraemer** is slated to backup Bars.

### TOUGH TO BEAT WHEN WINNING THE RUSHING BATTLE

► Since the start of the 2005 season, Notre Dame has won 59 of its past 65 games when recording more rushing yards than its opponent, including a 6-1 mark in 2015 (wins over Texas, Virginia, UMass, USC, Temple and Wake Forest with a loss at Stanford).

► Seventh-year head coach **Brian Kelly** has his own fairly remarkable run when his teams outrush their opponents. He is 177-27-1 in his career and 40-6 at Notre Dame when winning the rushing battle.

► The Irish were 5-2 in 2013 when outrushing their opponents a year after Notre Dame outrushed 10 of its 13 opponents in 2012 and went 9-1 in those games. The Irish were 5-1 in 2014 when outrushing their opponent.

### Career Starts By Position

—OFFENSE—										
WR	LT	LG	C	RG	RT	TE	WR	QB	WR	RB
Hunter Jr. (2)	McGlinchey (1)	Nelson (12)	Mustipher (1)	McGovern (1)	McGlinchey (14)	A. Jones (5)	St. Brown (1)	Kizer (12)	Onwualu (4)	Folston (14)
		Bars (2)			Bars (1)	Luatua (4), Smythe (4)		Zaire (3)	Holmes (1)	Adams (3)
						Weishar (2)				
—DEFENSE—										
DL	DL	DL	DL	LB	LB	LB	CB	S	S	CB
	J. Jones (12)	Trumbetti (4)	Rochell (27)	Martini (7)	Morgan (5)	Onwualu (18)	Butler (3)	Tranquill (5)	Sebastian (1)	Luke (27)
	Cage (8)	Tillery (4)					Watkins (1)			Coleman (1)
		Matuska (1)					Crawford (1)			



## 30 IS THE WAY TO CARRY THE DAY

- ▶ The number 30 has proven critical when predicting Notre Dame's overall success until recently.
- ▶ The Irish stand at 37-7 (.841) in its last 44 games when they have run the ball at least 30 times. Notre Dame had a run of 26 consecutive games where it did not lose a game in which it had at least 30 rushing attempts snapped on Oct. 18, 2014, at No. 2 Florida State. The Irish ran the ball effectively against the Seminoles, gaining 157 yards on 35 carries (4.5 average) but lost a game for the first time when carrying the ball at least 30 times since an 18-14 defeat vs. Florida State in the 2011 Champs Sports Bowl in Orlando.
- ▶ Conversely, Notre Dame has lost its last eight games when rushing the ball less than 30 times, dating back to a 59-33 win over Air Force on Oct. 8, 2011, when the Irish ran the ball 29 times for 266 yards.
- ▶ The Irish have run the ball at least 30 times in each of their last 15 games, extending back to a loss at USC on Nov. 29, 2014, in which the Irish had just 25 carries against the Trojans during a loss at the Los Angeles Memorial Coliseum.
- ▶ Notre Dame ran the ball at least 30 times in each of its 13 games in 2015.
- ▶ The Irish went 8-3 in 2014 when rushing the ball at least 30 times. Notre Dame carried the ball at least 30 times in each of its first 10 games along with its Music City Bowl win over No. 22 LSU.

## DOUBLE CENTURY GROUND GAME

- ▶ Notre Dame is 38-5 since the start of the 2002 season when it gains 200 or more yards rushing.
- ▶ Notre Dame ran for 206 yards on 46 carries in the season-opener at Texas on Sept. 4 in a rare losing effort when crossing the 200 rushing yards plateau. Notre Dame has run for at least 200 yards in four of its last five season openers, just missing the mark in 2013 against Temple.
- ▶ The Irish opened the 2015 season by rushing for 214 yards in its 38-3 win over Texas, 253 yards at Virginia on Sept. 12, 215 against No. 14 Georgia Tech on Sept. 19 and 457 against UMass on Sept. 26.
- ▶ Last year marked the first time that Notre Dame has opened a season with four consecutive 200-yard rushing efforts since 1989 when Notre Dame reeled off 11 in a row to begin the campaign before being held to 142 yards at Miami (Fla.) on Nov. 25.
- ▶ Notre Dame rushed for 1,139 yards over its first four games of the 2015 season. It marked the most rushing yards for an Irish squad through four games since 1992 (1,264 yards).
- ▶ The Irish ran for at least 200 yards six times in 2015, posting a 5-1 record in those contests. The lone loss came at No. 9 Stanford (Nov. 28) when the Irish ran for 299 yards but lost, 38-36. The 299 rushing yards are the most surrendered by Stanford on its home field since Washington ran for 388 on Nov. 3, 2007.
- ▶ Notre Dame capped its 2014 season in style with 263 rushing yards in a Music City Bowl win over No. 22 LSU. Only Auburn and Mississippi State (both 268) ran for more yards against the Tigers last year.
- ▶ Combining that Music City Bowl sum and the first four games of 2015, it marks the first time the Irish have run for at least 200 yards in five consecutive games at any point in a season since ending the 2000 season with six straight 200-yard rushing efforts.

## IRISH HANG ONTO THE FOOTBALL

- ▶ Notre Dame's running backs have established an impressive resume for holding onto the football since the arrival of head coach **Brian Kelly**. In 2015, **C.J. Prorise** (156 carries), **Josh Adams** (117), **Dexter Williams** (21), **Tarean Folston** (3) and **Josh Anderson** (2) carried the ball 299 times while losing just three fumbles, one coming amidst the rains of Hurricane Joaquin at No. 12 Clemson on Oct. 3 and the other two against the nation's top-ranked defense in Boston College on Nov. 21.
- ▶ Notre Dame running backs have lost 15 fumbles over 2,087 carries since 2010, an average of just one lost fumble for every 139.1 carries, or one every 5.3 games.
- ▶ The Irish trio of **Cam McDaniel**, Folston and **Greg Bryant** toted the rock 316 times in 2014 and only lost a fumble twice.
- ▶ Here is a look at the success Irish running backs have had in terms of ball security since the arrival of head coach **Brian Kelly**:

Year	Carries by RBs	Fumbles Lost
2010	325	2
2011	357	3
2012	378	3
2013	383	2
2014	316	2
2015	299	3
2016	29	0
<b>Total</b>	<b>2,087</b>	<b>15</b>

## AMPLE DEPTH AT RUNNING BACK

- ▶ As anticipated, one of the better positional battles of preseason camp came from the running back corps where the starter for Texas was not named until the game-week selection of **Tarean Folston**.
- ▶ Folston started 10 games in 2014 and took the first snap of 2015 but would be lost for the season due to a knee injury after just three carries. Back at full-speed, Folston is ready to expand upon the form that saw him rush for 889 yards in 2014, gaining 5.1 yards per carry. He produced a quartet of 100-yard rushing efforts as a sophomore, including a 120 yards at Florida State and a career-high 149 yards against Navy.
- ▶ Sophomore **Josh Adams** stepped up after Folston's injury and set a Notre Dame freshman record by running for 835 yards in 2015. Averaging 7.1 yards per carry, Adams produced three of the top five single-game freshmen rushing performances in Irish lore, capped by his school freshman record 168 yards at Stanford. He eclipsed the 100-yard plateau in three of Notre Dame's final five games of the 2015 campaign.
- ▶ Sophomore **Dexter Williams** served as a dependable option last fall and will push his teammates again this year. Williams worked his way into seven contests and scored his first career TD in the win over UMass.
- ▶ In the season-opener at Texas, Folston and Adams combined for 131 yards on 29 carries. Williams played a few downs at running back and also contributed a 20-yard kickoff return against the Longhorns.
- ▶ Freshman **Tony Jones Jr.** put forth a solid preseason camp in a loaded position group while graduate student **Josh Anderson**, a former walk-on, adds a measure of experience to the backfield.

## Notre Dame Football By The Numbers

**.732** - Notre Dame's all-time winning percentage, the highest in college football history.

**2** - Notre Dame is one of two teams, college or professional, to have all of its games broadcast on national radio and is the only team to have all of its home games televised nationally (NBC).

**6** - College Football Hall of Fame coaches - Jesse Harper, Lou Holtz, Knute Rockne, Frank Leahy, Ara Parseghian and Dan Devine.

**7** - Heisman Trophy winners: Angelo Bertelli (1943), Johnny Lujack (1947), Leon Hart (1949), John Lattner (1953), Paul Hornung (1956), John Huarte (1964) and Tim Brown (1987).

**9** - Notre Dame claimed the 2015 national championship for graduating its student-athletes in all sports -- in the process posting the top NCAA Graduation Success Rate (GSR) figure (98) for its student-athletes for the ninth straight year.

**11** - Consensus national championships - Since the Associated Press poll began in 1936, only Alabama (10) has more AP titles than Notre Dame's eight (1943-46-47-49-66-73-77-88). The Irish also earned consensus national titles in 1924, 1929 and 1930 prior to the AP rankings.

**12** - Unbeaten and untied seasons.

**12** - Representatives in the Pro Football Hall of Fame.

**22** - Seasons in which the team has been voted the national champion by at least one selector.

**32** - Unanimous first-team All-Americans -- more than any other school (not including 2015).

**35** - Bowl games in which the Irish have taken part.

**43** - Irish players that have captured NFL Super Bowl titles.

**44** - College Football Hall of Fame players.

**67** - Notre Dame players selected in the first round of the NFL Draft.

**99** - Consensus All-Americans -- more than any other school (not including 2015).

**99** - Percent graduation rate among football players who enter on scholarship and remain at least four years.

**108** - Out of 127 seasons in which Notre Dame has finished with a winning record.

**128** - Seasons of college football (including 2016).

**190** - Selections on All-America first teams.

**249** - Consecutive sellouts at Notre Dame Stadium.

**290** - Consecutive games televised nationally or regionally.

**407** - Appearances by the Irish on network television -- more than any other school.

**492** - Irish players drafted into the National Football League.

### 2016 Notre Dame Honors/Awards

#### Josh Adams, So., RB

Doak Walker Award Watch List

#### Scott Daly, Gr., LS

Phil Steele Preseason Third Team All-American

#### Tarean Folston, Sr., RB

Doak Walker Award Watch List

#### Torii Hunter Jr., Sr., WR

Team Captain

#### Alizé Jones, So., TE

Mackey Award Watch List

#### Jarron Jones, Gr., DL

Outland Trophy Watch List

#### DeShone Kizer, Jr., QB

Maxwell Award Watch List  
Walter Camp Award Watch List  
Davey O'Brien Award Watch List

#### Mike McGlinchey, Sr., OL

Outland Trophy Watch List  
USA Today Preseason Second Team All-American  
CBS Sports Preseason Second Team All-American  
Phil Steele Preseason Third Team All-American  
Athlon Sports Preseason Fourth Team All-American  
Team Captain

#### Quenton Nelson, Jr., OL

Sports Illustrated Preseason First Team All-American  
USA Today Preseason Second Team All-American  
Athlon Sports Preseason Third Team All-American

#### James Onwualu, Sr., LB

Team Captain

#### Isaac Rochell, Sr., DL

Bednarik Award Watch List  
Nagurski Trophy Watch List  
Team Captain

#### Drue Tranquill, Jr., S

Lott IMPACT Trophy Watch List

#### Justin Yoon, So., PK

Groza Award Watch List

#### Malik Zaire, Sr., QB

Maxwell Award Watch List

### WIDE OPEN WIDE RECEIVER POSITION

- ▶ Notre Dame has a talented yet inexperienced group of wide receivers.
- ▶ Aside from senior **Torii Hunter Jr.** (28 catches for 363 yards and two TDs in 2015), the unit entered the 2016 season combining for two career catches — an eight-yard grab by sophomore **Equanimeous St. Brown** (vs. UMass on Sept. 26) and a reception for zero yards by sophomore **C.J. Sanders** (vs. UMass on Sept. 26).
- ▶ Sanders, who missed most of spring practice with an injury, is the top option at slot receiver. He showed his open-field running ability in 2015 as the team's top returner, bringing both a punt and kickoff to pay dirt. St. Brown stands as a projected starter on the outside. He showed promise on special teams last fall, blocking a punt in the win over USC that the Irish returned for a TD.
- ▶ At Texas, Sanders caught three passes for 55 yards, including his first career receiving TD after scoring twice in 2015 on special teams. St. Brown led the Irish with five grabs for 75 yards and a pair of TDs in Austin.
- ▶ Junior **Corey Holmes** and sophomore **Miles Boykin** impressively proved difficult to cover on the Irish scout team last fall and will assuredly factor into the wide receiver playing mix in 2016. Both are listed as top reserves on the pre-Texas depth chart although Holmes ended up earning the start at slot receiver. Neither had a reception against the Longhorns.
- ▶ Early-enrolled freshman **Kevin Stepherson** and summer-enrolled freshmen **Chase Claypool** and **Javon McKinley** bring three of the country's most sought-after recruits into the wide receiver mix. Stepherson and Claypool each played at wide receiver at Texas with their reps increasing after Hunter was lost to an injury.

### E-Q EQUALS TREND FOR BIG OFFENSIVE OPENERS

- ▶ WR **Equanimeous St. Brown** made his first career start on opening night at Texas (Sept. 4) and proceeded to catch five passes for 75 yards and a pair of touchdowns. The second TD, a 30-yard pass from **DeShone Kizer**, proved particularly memorable as St. Brown's cartwheel into the end zone after being hit just short of the goal line became an immediate viral sensation.
- ▶ The two scores continued a recent trend for the Irish. In each of the past six season openers, a member of the Notre Dame team has scored at least two TDs. Against Texas in 2015, **Will Fuller** had two TD catches and **Josh Adams** had two TD runs. In 2014 against Rice, **Everett Golson** ran for three TDs. Facing Temple in 2013, **DaVaris Daniels** hauled in a pair of TD grabs. The 2012 opener in Ireland against Navy saw **Theo Riddick** and **George Atkinson** rush for two TDs apiece. In the 2011 opener against South Florida, **Michael Floyd** caught a pair of TDs.
- ▶ The last Irish opener without a player scoring two TDs came in a 23-12 win over Purdue in 2010 when the Irish got single TDs from **Armando Allen** and **TJ Jones**, along with three **David Ruffer** field goals.

### DURHAM ENDURES, LEADS TIGHT END CORPS

- ▶ Notre Dame has become "Tight End U" recently as each of the last six starting tight ends for the Irish have been NFL Draft picks, five of them being either first or second round NFL Draft picks, an esteemed roll that includes **Anthony Fasano** (2006 second round - Dallas), **John Carlson** (2008 second round - Seattle), **Kyle Rudolph** (2011 second round - Minnesota), **Tyler Eifert** (2013 first round - Cincinnati), **Troy Niklas** (2014 second round - Arizona) and **Ben Koyack** (2015 seventh round - Jacksonville).
- ▶ Head coach **Brian Kelly** will utilize a slew of options at this position in 2016. He welcomed back senior **Durham Smythe** at the top of the tight end rotation heading into the fall campaign. Smythe started at Texas and had an eight-yard catch during the contest.
- ▶ Smythe started the first two games of 2015 and proved to be a dependable blocker and pass catcher before suffering an injury in the waning seconds at Virginia. He returned to the starting lineup against Ohio State in the BattleFrog Fiesta Bowl.
- ▶ Junior **Nic Weishar** made a pair of starts (at Clemson and Stanford) in place of Smythe last fall, seeing action in 12 of 13 games overall. He caught three passes on the year and proved a capable blocker.
- ▶ Junior **Tyler Luatua** is another option at tight end, playing in 10 games with a trio of starts, including the Fiesta Bowl. Senior **Jacob Matuska**, a 270-pound converted defensive lineman, will also try his hand at tight end in 2016 after having a productive fall camp.

### WEALTH OF EXPERIENCE AT QUARTERBACK

- ▶ Few teams can match the level of winning experience that the Irish possess at quarterback. Notre Dame has a pair of signal callers in junior **DeShone Kizer** and senior **Malik Zaire** who started games last year against "Power 5" competition and proved victorious in those matchups.
- ▶ Notre Dame is one of just five teams nationally that returns multiple starting quarterbacks who beat a "Power 5" team in 2015. Auburn (Jeremy Johnson and Sean White), Louisville (Kyle Bolin and Lamar Jackson), Miami, Fla. (Brad Kaaya and Malik Rosier) and Texas (Jerrod Heard and Tyrone Swoopes) are the other four schools.
- ▶ Notre Dame is in this enviable position for the first time since the 2011 season when both **Dayne Crist** and **Tommy Rees** returned after leading the Irish as a starter to victories over power conference schools in 2010.

### KIZER A YEAR WISER

- ▶ When **Malik Zaire** was lost for the 2015 season following an injury in the second game, **DeShone Kizer** found himself as the proverbial "next man in" and under center on the road at Virginia with the Irish trailing in the final minute. Kizer led the team on an 80-yard game-winning drive capped by a 39-yard TD pass to **Will Fuller** with 12 seconds remaining in the game.
- ▶ That play at Virginia would culminate the first of three late fourth quarter go-ahead drives engineered by the poised first-year starter, all coming on the road. At No. 21 Temple on Oct. 31, Kizer drove the Irish 75 yards, capped by a 17-yard TD pass to Will Fuller with 2:09 remaining, to lift Notre Dame to a 24-20 win. At No. 13 Stanford on Nov. 28, Kizer capped an 88-yard march to pay dirt with a two-yard TD run that put the Irish on top, 36-35, with 30 seconds to play. Unfortunately, the Cardinal would get a 45-yard game-winning field goal as time expired to claim the win.
- ▶ Another road-game highlight for Kizer came at Pittsburgh on Nov. 7 as he completed 19 of 26 passes for 262 yards with five TDs against the Panthers. The five TD passes matched the school record for a road game, most recently tied when **Tommy Rees** threw for five at Air Force on Oct. 26, 2013. The record had been set by **Brady Quinn** at Michigan State in 2006 and also accomplished twice by **Jimmy Clausen** - against Hawaii in the 2008 Hawaii Bowl and at Stanford in 2009.

► In addition to the five TD passes, Kizer also ran for a TD at Pitt. The 36 points accounted for set a school record for a road game. It tied for second-best overall, trailing only the 37 points accounted for by **Art Smith** against Loyola-Chicago on Oct. 28, 1911. Smith accounted for seven TDs in an era where they were worth five points apiece and also added two extra points.

► Kizer produced against elite foes in 2015. In five starts against ranked teams, he posted a 140.14 passer rating, including a 60.5 completion percentage, 1,381 passing yards and seven TD passes. He also ran for five other TDs, part of a 10-rushing TD season which set a single-season school record for quarterbacks.

**KIZER STARTS AND SHINES IN OPENER**

► Having the eyes of Texas (and much of the nation given the game's record-setting TV ratings) upon him did not faze **DeShone Kizer** in the season-opener on Sept. 4.

► Kizer started the game and played all but three series, completing 15 of 24 passes for 215 yards and five TD passes while rushing 13 times for 77 yards and a TD.

► The five TD passes and six TDs accounted for tie school records in a road game which Kizer himself had previously held a share of from his efforts in the Nov. 7, 2015, win at Pitt.

► Much like in 2015, Kizer showed an innate ability to remain calm despite large deficits and hostile settings, guiding the Irish back from a 31-14 deficit in the third quarter to force overtime before a record crowd of 102,315 in Austin.

**MALIK IS ON FLEEK**

► In both cases where **Malik Zaire** started a game and not been victimized by injury, he has excelled against college football royalty.

► Zaire made his first career start and earned MVP honors in the 2014 Music City Bowl victory over LSU. He completed 80 percent of his passes while also running for 96 yards and a TD.

► Under center for the 2015 season opener against Texas, Zaire wrote his name into the Irish record book as he completed 19 of 22 passes for 313 yards and three TDs in a 38-3 win over the Longhorns. He became just the fifth Notre Dame player to throw for over 300 yards on Opening Day. Zaire's completion percentage of 86.4 ranks second in school history for any game and stands as the best mark since 1984.

► Zaire's season was cut short in week two at Virginia but not before he ran for 87 yards against the Cavaliers while throwing for 115 more and a TD.

**DEFENSE PRETTY STINGY ON THE SCOREBOARD**

► Notre Dame's defense has allowed two offensive touchdowns or less in 37 of its last 69 games. The Irish have actually allowed one offensive TD or less in 25 of those outings, including 19 of the last 53 games.

► Notre Dame has allowed an average of 21.91 points/game over the last six-plus seasons combined, which ranks as the 20th-best average over 2010-16 of any team in the Football Bowl Subdivision.

**THE 300 CLUB**

► Notre Dame has allowed 300 yards of total offense or less in 22 of its last 59 games.

► Notre Dame had won 16 straight games when limiting its opponent to 300 yards of total offense or less until losing at Clemson on Oct. 3, 2015, while holding the Tigers to just 296 yards. The Irish are 26-3 under Brian Kelly when their opponent fails to eclipse the 300-yard mark of total offense.

► Notre Dame has held 37 percent of its opponents (29) in the **Brian Kelly** era (79 games) to less than 300 yards of total offense.

► The Irish held Texas to just 163 yards of total offense on Sept. 5, 2015. It marked the best performance by the Notre Dame defense since holding Washington to 124 yards in Seattle on Oct. 25, 2008.

► In holding No. 12 Clemson to just 296 yards of total offense at Memorial Stadium on Oct. 3, 2015, it marked the best defensive showing by the Irish in a ranked road game since No. 10 Michigan State gained just 237 yards in a 20-3 Irish victory on Sept. 15, 2012, in East Lansing.

**KEY TO IRISH DEFENSIVE SUCCESS IS STOPPING THE RUN**

► Carrying the ball across the goal line has not been a regular occurrence for Irish opponents of late.

► The Irish yielded just 21 rushing touchdowns in 2015, building upon a recent trend.

► Notre Dame's defense allowed four rushing TDs in 2012 (and the first did not come until the eighth game of the year). The Irish were the only team in the Football Bowl Subdivision that did not allow a rushing TD over its first seven games of the season. Notre Dame still led the FBS in fewest rushing TDs with four.

► Notre Dame allowed just 13 rushing TDs in 2013, which ranked 15th in the FBS.

► The Irish have posted this lofty statistic despite facing eight option-oriented offenses since 2011, teams accounting for a disproportionate 15 rushing TDs (1.88 per game vs. 0.98 per game vs. conventional offenses).

► Since the start of the 2011 season, only 16 teams have allowed fewer rushing TDs than Notre Dame's 72.

► Notre Dame has given up 72 rushing touchdowns over its last 70 games (dating back to the Tulsa game in 2010). Only 44 of those rushing TDs have come from an opposing running back.

► Even crazier, 28 of the last 67 rushing TDs against the Irish have come from quarterbacks.

► Over the last 74 games, only 34 running backs have recorded a rushing TD against Notre Dame.

**Notre Dame Football Replay Affiliates**

Regions/Markets	Station
New York (NY/NJ/PA/Conn)	SportsNet New York (SNY)
Chicago (IL/IN/IA/WI)	Comcast SportsNet Chicago
NC/PA/DC/MD/DE/VA/WV	CSN Mid-Atlantic
Houston/TX/LA/ARK/NM	ROOT Sports Southwest
New England	CSN New England
California (Bay Area)	CSN Bay Area
Philadelphia	CSN Philadelphia
Philadelphia/Harrisburg/Pittsburgh	The Comcast Network
Oregon	CSN Northwest
Colorado	Comcast Entertainment TV (CET)
LA/TX/GA/MS/VA/AR/FL	Cox Sports Television (NOLA)
Denver	KETD-TV 53.2 Digital OTA
Indianapolis	WHMB-TV 40
Las Vegas	KEEN-TV 17
New Orleans	WHNO-TV20
Scranton/Wilkes-Barre	WQMY-TV MyTV
Tulsa	KWHB-TV47
Wichita-Hutchinson	KGPT-TV 49 & KSMI-TV 41
Honolulu	KWHE-TV14
Toledo	WMNT-TV My58
Toledo	Buckeye SportsNetwork
Rochester, NY	WRWB-TV 16/TW SpNet
Huntsville	WYAM-TV 51
Madison, WI	CW57 Sports
Colorado Springs-Pueblo	KWHS-TV 51
South Bend-Elkhart	CW25
Evansville-Jasper	WJTS-TV 27
Binghamton	WBPN-TV My 8 (LP)
St. Croix, USVI	WCVI-TV 23
Middle East (25 countries)	METV
United States (National)	Family Entertainment TV

**31 affiliates (145,434,480 homes)**

**Inside Notre Dame Football Affiliates**

Regions/Markets	Station
New York (NY/NJ/CT/PA)	SportsNet New York (SNY)
Chicago (IL/IN/IA/WI)	Comcast SportsNet Chicago
Florida	FOX Sports Sun
DC/DE/MD/NC/PA/VA/WV	CSN Mid-Atlantic
IL/IN/MO/NE/KS/IA	FOX Sports Midwest
New England	CSN New England
Houston/TX/LA/ARK/NM	ROOT Sports Southwest
California (Bay Area)	CSN Bay Area
Philadelphia	CSN Philadelphia
Phil./Harris./Pitt.	TCN Philadelphia
Mich/NWOhio/NIndiana	FOX Sports Detroit
Denver	KETD-TV53.2 Digital OTA Broadcast
Cleveland & All Ohio	SportsTime Ohio (Indians)
Pittsburgh	Root Sports Pitt (PA,WV,NY,MD,OH)
LA/TX/AR/GA/MS/VA/FL	Cox Sports Television (New Orleans)
Oregon/Washington	CSN Northwest
Indianapolis	WHMB-TV 40
Las Vegas	KEEN-TV 17
Indy/Ft.Wayne/Lafayette	Xfinity Channel 81
New Orleans	WHNO-TV 20
Wilkes Barre-Scranton	WQMY-TV/My TV
Tulsa	KWHB-TV 47
Wichita-Hutchinson	KGPT-TV 49
Honolulu	KWHE-TV 14
Toledo	WMNT-TV My58
Rochester, NY	WRWB-TV 16/Time Warner SportsNet
Huntsville	WYAM-TV 51
Madison, WI	CW57 Sports
Colorado Springs-Pueblo	KWHS-TV 51
South Bend-Elkhart	WNDU-TV 16
Evansville-Jasper	WJTS-TV 27
Binghamton	WBPN-TV My8 (LP)
Clarksburg/Mannington, WV	TKMI Broadcasting
St. Croix, USVI	WCVI-TV 23
Middle East (25 countries)	METV
United States (National)	Family Entertainment TV
Worldwide	On Demand from Xfinity
Worldwide	UND.com

**38 affiliates (163,533,030 homes)**

### Fighting Irish In The NFL (Updated Sept. 5)

AFC	NFC
<b>Baltimore Ravens</b> DE Kapron-Lewis Moore* OT Ronnie Stanley	<b>Arizona Cardinals</b> WR Michael Floyd TE Troy Niklas
<b>Buffalo Bills</b> S Robert Blanton	<b>Carolina Panthers</b> LS J. J. Jansen
<b>Cincinnati Bengals</b> TE Tyler Eifert	<b>Dallas Cowboys</b> OG Zack Martin LB Jaylon Smith#
<b>Cleveland Browns</b> RB George Atkinson III	<b>Detroit Lions</b> WR TJ Jones* RB Theo Riddick WR Golden Tate
<b>Houston Texans</b> WR Will Fuller OG Nick Martin	<b>Minnesota Vikings</b> TE Kyle Rudolph S Harrison Smith
<b>Indianapolis Colts</b> S Matthias Farley	<b>New York Giants</b> DE Romeo Okwara DE Ishaq Williams*
<b>Jacksonville Jaguars</b> DT Sheldon Day TE Ben Koyack	<b>San Francisco 49ers</b> NT Ian Williams#
<b>Kansas City Chiefs</b> DB KeiVarae Russell	<b>Seattle Seahawks</b> RB C.J. Prosise
<b>Pittsburgh Steelers</b> OT Ryan Harris DE Stephon Tuitt	<b>Washington Redskins</b> S David Bruton Jr. DT Louis Nix III*
<b>San Diego Chargers</b> ILB Manti Te'o OG Chris Watt#	* - Practice Squad # - Reserved/Injury List
<b>Tennessee Titans</b> TE Anthony Fasano CB Cody Riggs	

### IRISH SMOTHER FOES IN SECOND HALF

- ▶ Notre Dame's defense has been dynamite in terms of halftime adjustments since head **Brian Kelly** arrived in 2010. The Irish have allowed an average of just 3.61 points per third quarter and an average of 9.90 points per second half, both of which rank highly among the country's top FBS teams over that span.
- ▶ Last fall, the Irish outscored its opponents, 97-58, in the third quarter of games, yielding more than one score only at Pittsburgh (Nov. 7).
- ▶ After UMass gained 276 yards of total offense and scored 20 points in the first half on Sept. 26, the Irish clamped down in the third quarter to help seize control of the game. UMass gained just 36 yards on 15 snaps in a third quarter which also saw a Notre Dame interception by CB **Cole Luke**.
- ▶ After allowing 104 yards on 11 plays and two TDs to No. 12 Clemson on the Tigers' first two drives, the Irish clamped down and permitted Clemson to gain just 180 yards over the game's final three quarters over 49 plays. The Tigers went three-and-out on six of their final 12 drives of the game and punted eight times in all.
- ▶ Navy's famed triple-option attack claimed 239 rushing yards and 21 points at halftime on Oct. 10 but, as usual, second-half defense proved fierce for Notre Dame, holding the Midshipmen to just 79 rushing yards and three points after intermission, allowing the Irish to roll to a 41-24 win.
- ▶ Fourth quarter adjustments in particular permitted Notre Dame to slow down USC in its 41-31 win on Oct. 17. Keyed by interceptions by **KeiVarae Russell** and **Max Redfield**, USC averaged just 25.4 yards per drive after its opening drive of the second half and allowed no points. USC's nine drives to that point had averaged 47 yards and produced 31 points.

### RO-SHELL GAME ALONG DEFENSIVE LINE

- ▶ Five players who have started a game on the Irish defensive line return for 2016 led by **Isaac Rochell**. The Bednarik and Nagurski Award candidate has started 25 games over the past two seasons. His 63 tackles last fall leads all returning defensive linemen, a sum which included 7.5 tackles for loss. Rochell started off where he left off in the 2016 season opener against Texas (Sept. 4), making 2.5 TFLs among his nine total stops which ranked second on the team. He also was credited with a pass pressure.
- ▶ Graduate student **Jarron Jones** returns at full-speed from an injury suffered last August that kept him out of every game except for the BattleFrog Fiesta Bowl contest against Ohio State. Jones had started 11 games in 2014, amassing 7.5 TFLs and showed flashes of his old self against the Buckeyes, pressuring J.T. Barrett into an interception that later turned into an Irish touchdown.
- ▶ Junior **Daniel Cage** (seven games) and sophomore **Jerry Tillery** (three games) both bring starting experience to the defensive tackle position and top the list of candidates for starting roles both alongside and behind Jones. Sophomore **Elijah Taylor** enters the season opener as the fourth inside option.
- ▶ Junior **Andrew Trumbetti**, who started three of his 12 appearances in 2015, is another returning force at defensive end. He saved his best performance of the season for last, making two TFLs, including a sack, against Ohio State. Junior **Jonathan Bonner** (10 games played in 2015) and junior **Jay Hayes** (three games played in 2014) are also intriguing veteran options at end.
- ▶ Early-enrolled freshman **Daelin Hayes** was limited in spring drills due to a high school injury but will also push for a prominent role in 2016. He began the campaign as Trumbetti's backup and saw action on special teams at Texas (Sept. 4).

### HOLES TO FILL FOR HOLE-FILLING LINEBACKERS

- ▶ Senior **James Onwualu** returns for his third year starting at strongside linebacker. Onwualu recorded 38 tackles last fall, including six for a loss. The native Minnesotan had some of his best performances in big games in 2015, including a season-high seven tackles in the win over USC.
- ▶ Selected to wear the number one jersey for the contest, Onwualu played many snaps as a fourth down lineman in the season opener at Texas (Sept. 4) as the Irish spent most of the game in a 3-3-5 nickel. He went on to make eight tackles with one for a loss.
- ▶ The unit must replace a pair of captains and three-year starters in **Joe Schmidt** and **Jaylon Smith**. The faces lined up to fill those roles are junior **Nyles Morgan** in the middle and junior **Greer Martini** on the weakside.
- ▶ Morgan emerged at the end of 2014 when he started four games in place of an injured Schmidt. He ended up playing in all 13 games of the 2015 season as a backup linebacker and on special teams. Morgan debuted with aplomb in 2016, making a career-high 13 tackles to lead the Irish at Texas (Sept. 4).
- ▶ Martini played in all 13 games last fall, starting four, including contests against option-based offenses in Georgia Tech and Navy. Martini made nine stops against the Midshipmen in 2015, matching his career high set against Navy in 2014.
- ▶ Notre Dame's 2015 Defensive Scout Team Player of the Year, sophomore **Asmar Bilal**, is slated to backup Martini while freshman **Jamir Jones** is poised to lineup first behind Onwualu.
- ▶ Sophomore **Te'von Coney** will likely see the field as well, entering 2016 as Morgan's backup. He played in 12 games as a freshman in 2015, but similar to Martini, missed all of spring practice.

### DEFENSIVE BACKS MOSTLY BACK

- ▶ Four players return to the Irish secondary with starting experience while some talented newcomers will aim to leave a mark on the depth chart too.
- ▶ Senior **Cole Luke** is the veteran of the group. He has started each of the 27 games over the 2014-16 seasons at cornerback. Luke ranked among the national leaders with his 15 passes defended in 2014 and applied ample pressure on opposing receivers in 2015. Luke had a tackle for loss among his two stops in the season opener at Texas (Sept. 4) and also broke up a pass.
- ▶ A good battle was waged in fall practice to replace **KeiVarae Russell** at the other cornerback spot between sophomores **Nick Coleman** and **Shaun Crawford**.
- ▶ Crawford won the job, but Coleman will certainly see plenty of playing time. Both ended up starting at Texas while the Irish extensively used their nickel package.
- ▶ Coleman saw action in all 13 games as a freshman, mainly on special teams. Crawford was making a hard push for playing time during the 2015 fall camp when he suffered a season-ending injury.

- ▶ Junior **Nick Watkins**, who started in Russell's place against Ohio State in the Fiesta Bowl, has been limited for most of fall camp following Spring surgery for a broken arm and did not play in the opener.
- ▶ Early-enrolled freshman **Devin Studstill** turned a lot of heads during a solid spring and will garner immediate playing time. He played much of the second half of the Texas game at safety.
- ▶ Junior **Drue Tranquill** returns from injury in 2016. He brings veteran experience and maturity to the strong safety position. Sixth-year performer **Avery Sebastian** will also see time on the field after starting against the Longhorns.

**HERE'S TO YOON!**

- ▶ On the heels of a freshman All-American debut season for the Irish, **Justin Yoon** returns as a stabilizing force.
- ▶ Yoon made each of his last 12 field goals entering the 2016 season, not missing since Sept. 12, 2015, at Virginia. Although snapped when his first attempt at Texas on Sept. 4 was blocked, it ranks as the fourth-longest streak in school history:

**Most Consecutive Field Goals Made**

Player (Years)	FGs
1. David Ruffer (2009-10)	23
2. Nick Tausch (2009)	14
3. Mike Johnston (1982)	13
<b>4. Justin Yoon (2015)</b>	<b>12</b>
5. John Carney (1984-85)	10

- ▶ Yoon tallied 95 points last fall (50 PATs and 15 field goals), the most in Irish lore by a freshman, the third-most by any kicker and the ninth-most for any player regardless of position.
- ▶ Yoon showed a remarkable consistency to reach that high point total, successfully making 88.2% of his field goals, ranking sixth in the nation last fall and first among freshmen.
- ▶ Yoon's range included a 52-yard field goal against Navy on Oct. 10 which ranked the third-longest in school history and the longest nationally by a 2015 freshman.

**NEWSOME'S AWESOME DEBUT SEASON**

- ▶ His personality is hardly quiet, but junior **Tyler Newsome** very quietly put together one of the finest seasons ever by an Irish punter in 2015.
- ▶ Newsome's punting average of 44.5 yards stands first in Notre Dame history with a minimum of 50 boots. Aiding this is the 52.4-yard average from the UMass game on Sept. 26, 2015, that established a single-game school record for a minimum of five punts.
- ▶ Newsome's 44.5-yard average ranked 15th in the nation last season but the mere average conceals his fine work in placement. Of his 55 punts, 21 (38%) found themselves inside the opponent's 20-yard line.
- ▶ In the 2016 season opener at Texas, his top punt went for 53 yards, his 22nd boot of at least 50 yards in 14 career games played.

**SPECIAL SPECIALISTS**

- ▶ Notre Dame brings back a significant amount of special teams experience beyond merely those who will lay their feet on the ball.
- ▶ Graduate student **Scott Daly** is in his fourth consecutive year serving as Notre Dame's long snapper. Daly has been flawless on both long and short snaps over the past two years. He also made a critical play in the 2015 Shamrock Series win over Boston College at Fenway Park when he recovered a fumble of a muffed punt at the Eagles' four-yard line.
- ▶ Last fall, returner **C.J. Sanders** was one of nine players in the nation, and the only freshman, to return both a punt and a kickoff for a touchdown. The speedy wide receiver and son of former Tennessee Titans receiver Chris Sanders returns in 2016 aiming to build upon a freshman season where his 640 kickoff return yards ranked eighth for a single season in school history.
- ▶ This fall, sophomore running back **Dexter Williams** will look to take some kickoff returns along with Sanders while fleet-footed sophomore wide receiver **Chris Finke**, a former walk-on awarded a scholarship on August 22, will backup Sanders on punt returns. Williams had a 20-yard kickoff return in the season-opener at Texas.
- ▶ Junior quarterback **Montgomery VanGorger** is poised to step in as the holder for placement kicks, a role where he served as a backup to **DeShone Kizer** in 2015, seeing action only in the win over UMass.

**FOUR SPECIAL TEAMS TOUCHDOWNS**

- ▶ The Irish scored four touchdowns on special teams in 2015. The Irish had not seen four special teams TD in a single season since 2000.
- ▶ The first special teams TD came at Virginia (Sept. 12) when the Irish faked a field goal and holder **DeShone Kizer** threw a seven-yard TD pass to **Durham Smythe**.
- ▶ Notre Dame's second special teams TD came on a 50-yard punt return by **C.J. Sanders** against UMass (Sept. 26).
- ▶ The third Irish special teams TD of 2015 came against USC (Oct. 17) when **Equanimeous St. Brown** blocked a punt and **Amir Carlisle** returned it five yards for a TD.
- ▶ Notre Dame's fourth special teams TD came on a 93-yard kickoff return by Sanders at Stanford (Nov. 28).
- ▶ Although not a TD, it felt like one when Notre Dame returned a blocked extra point for two points with 3:29 remaining in regulation at Texas (Sept. 4) to force overtime. **Jarron Jones** swatted away Trent Dominigue's kick and **Shaun Crawford** raced it the length of the field from there. It marked Notre Dame's first defensive extra point since **Allen Rossum** also tallied off of a blocked kick against Texas in 1995.

**OFFICIAL NOTRE DAME FOOTBALL POSTGAME SHOW**

- ▶ The Official Notre Dame Football Postgame Show will again be broadcast live following the conclusion of every Notre Dame game on News and Sports Radio WSBT 96.1 FM and 960 AM along with Sunny 101.5 FM and WatchND (WatchND.tv). The show is hosted by **Jack Nolan**, Irish All-American **Reggie Brooks** and a special former player guest host each week.

**OFFICIAL BRIAN KELLY RADIO SHOW**

- ▶ The **Brian Kelly** Radio Show began live at 7:30 p.m. ET on Sept. 1. University of Notre Dame football fans can attend the show at O'Rourke's in Eddy Street Commons. It will be video streamed live on WatchND at UND.com and broadcast live on WSBT 96.1 FM and 960 AM in South Bend. The show can be heard later in the week on WXNT 1430 AM in Indianapolis, WJRW 1340 AM in Grand Rapids, KOMJ 1490 AM in Freemont/Omaha, Nebraska, KCRD 98.3 FM, Dubuque, Iowa and KASR 92.7 FM in Conway/Little Rock, Arkansas. The video of the show will be archived on WatchND and an audio podcast of the show will be available on both WatchND and iTunes.
- ▶ Remaining dates for the shows are Sept. 15, 22 and 29; Oct. 6, 13 and 27; Nov. 3, 10 and 17.
- ▶ Hosted by **Jack Nolan**, "The Brian Kelly Radio Show" is a production of Fighting Irish Media.

**INSIDE NOTRE DAME FOOTBALL WITH BRIAN KELLY**

- ▶ Taped on Sunday afternoons, "Inside Notre Dame Football" will feature a recap of the week's contest, Notre Dame player features and more. The show can be seen locally Sunday evenings on WNDU-TV following the late local news. It will also re-air on WNDU-TV the following Saturday morning at 6:30 a.m. as well as 90 minutes prior to kickoff of Notre Dame home games. All shows can also be viewed on WatchND at UND.com starting Monday of each week. Inside Notre Dame Football airs on a total of 39 affiliates worldwide reaching nearly 164 million households.

**NOTRE DAME ON NBC SPORTS NETWORK**

- ▶ NBC Sports Network will air a series of documentary-style programs dedicated to the Irish, produced in conjunction with Fighting Irish Media.
- ▶ The first feature will chronicle the 1966 national championship team and debuts on NBCSN at 11:30 p.m. ET on Sept. 17, following coverage of the Michigan State game.
- ▶ The second half-hour documentary will focus on the burgeoning rivalry against Stanford, a series which has seen several dramatic finishes in recent years. This program will debut on NBCSN at 5 p.m. ET on Oct. 11.
- ▶ A half-hour special on the life of **Corey Robinson** will debut on NBCSN at 5 p.m. ET on Oct. 25. Robinson played wide receiver for the Irish from 2013-15 but will spend his senior year as a student coach along with serving as Notre Dame's student government President.
- ▶ The 2016 Shamrock Series game against Army will feature the mantra "God, Country, Notre Dame" on the Irish uniforms, a phrase which is carved in stone above the side door of Notre Dame's Basilica of the Sacred Heart. Learn more about this phrase and how it permeates through both the University and its football team on NBCSN at 5 p.m. ET on Nov. 8.
- ▶ NBCSN will also show highlights from the team's annual ECHOES gala awards show at 12:30 p.m. ET on Dec. 17.

### 2016 Notre Dame Football Media Information

Interview requests and media access for the 2016 Notre Dame football team are administered by lead football contact Michael Bertsch and assistant football contact Leigh Torbin.

#### CONTACT INFORMATION

**Michael Bertsch** ..... [mberts1@nd.edu](mailto:mberts1@nd.edu)

Office: (574) 631-8642

Cell: (574) 532-4154

Twitter: @NdsidBertschy

**Leigh Torbin** ..... [ltorbin@nd.edu](mailto:ltorbin@nd.edu)

Office: (574) 631-9471

Cell: (407) 325-5703

Twitter: @LTorbin

#### BRIAN KELLY AVAILABILITY

During game weeks, Irish head coach Brian Kelly will be available for a Tuesday press conference, a Sunday conference call and an informal media briefing after practice Thursday. Media looking for the conference call numbers should contact Michael Bertsch.

#### TUESDAY - Noon-12:45 p.m. EDT

- ▶ Isban Auditorium at Guglielmino Athletics Complex
- ▶ This press conference will function as a look ahead at the upcoming weekend's opponent and other football-related issues.

#### WEDNESDAY - 10:20 a.m. EDT

▶ Atlantic Coast Conference weekly football teleconference weeks when Notre Dame is playing an ACC opponent (Sept. 21 and 28, Oct. 5 and 26, Nov. 16)

#### THURSDAY - 6 p.m. EDT

- ▶ Post-practice at Isban Auditorium

#### SUNDAY - 2-2:30 p.m. EDT

- ▶ This conference call will function as a look back at the previous Saturday's game.

For accredited members of the media who want to attend the weekly press conference, contact Michael Bertsch or Leigh Torbin for more information. The Guglielmino Athletics Complex is located on the east side of campus, behind the Joyce Center and the Rolfs Recreation Center and just north of LaBar Practice Complex.

The Guglielmino Athletics Complex auditorium can be accessed through the main entrance, which is located on the west side of the building (facing the main campus).

The Tuesday press conference will be streamed live (audio and video) and archived for future use on UND.com each week. A full printed transcript will be posted as well on the website.

#### PLAYER INTERVIEWS

All interviews with Notre Dame players will take place on Wednesday after practice at 7 p.m. ET.

**All requests must be submitted to Michael Bertsch by 5 p.m. EDT Sunday.**

### Notre Dame Football Coaching Staff Game Day Locations

Name	Position	Game Day
Brian Kelly	Head Coach	Sideline
Mike Denbrock	Associate Head Coach/Wide Receivers	Sideline
Brian VanGorder	Defensive Coordinator	Sideline
Mike Sanford	Offensive Coordinator/Linebackers	Press Box
Mile Elston	Linebackers/Recruiting Coordinator	Press Box
Scott Booker	Tight Ends/Special Teams Coordinator	Sideline
Autry Denson	Running Backs	Sideline
Keith Gilmore	Defensive Line	Press Box
Harry Hiestand	Offensive Line	Sideline
Todd Lyght	Defensive Backs	Sideline

#### BLEACHER REPORT FORGES GROUND-BREAKING SOCIAL MEDIA PARTNERSHIP

▶ Bleacher Report, a preeminent next generation content creation company, will be Notre Dame football's exclusive social content partnership throughout the season. The B/R social team will be embedded with the Irish during the entire season to create custom content for the program's national fan base.

▶ The collaboration will consist of full behind-the-scenes access to Notre Dame including practice, locker room, game day activities, home and away games, travel, academic classrooms and a wide array of student and campus life. The array of content will include a weekly video feature, Facebook Live streams, short shareable social packages and game day Snapchat takeovers, distributed across Bleacher Report's website and Team Stream mobile app -- reaching more than 250 million users -- along with B/R social platforms with an audience of more than 200 million fans.

▶ The new content partnership will include compelling human drama pieces, player interviews, features, scripted humor skits and powerful social visuals.

#### CAMPUS CROSSROADS PROJECT CONSTRUCTION UNDERWAY

▶ Construction on the Campus Crossroads Project, a \$400 million project that will use the University of Notre Dame's iconic football stadium as a hub for new facilities supporting academic and student life initiatives, began on November 23, 2014, the day after the home finale against Louisville.

▶ The Campus Crossroads Project is the largest building project in the University's 172-year history, integrating the academy, student life and athletics with the construction of more than 750,000 square feet in three new buildings attached to the west, east and south sides of the University's iconic football stadium, at a projected cost of \$400 million.

▶ The plan features three new structures attached to and serving the stadium -- the Duncan Student Center (west side of the stadium) for student life services, including space for student organizations, a recreation center and career center; Corbett Family Hall (east side of the stadium) for the anthropology and psychology departments and a digital media center; and a south building for the Department of Music and the Sacred Music at Notre Dame program. The Duncan Student Center and Corbett Family Hall buildings also will include some 3,000 to 4,000 premium seats for the football stadium with supporting club amenities.

▶ The project also will enhance the football fan experience on game days. A variety of premium seating options -- both indoor and outdoor and mostly club seats -- will be available on three upper levels on the east and west sides. A hospitality area also is planned for the south end of the stadium.

▶ The most visible change at Notre Dame Stadium will involve the addition of a video board at the top of the south end of the venue, along with ribbon boards along the east and west sides of the stadium.

▶ More information about the project is available online at [Crossroads.nd.edu](http://Crossroads.nd.edu).

## NOTRE DAME FUTURE SCHEDULES

► The following is Notre Dame's schedule for the 2017 season:

### 2017 Season

Date	Opponent	Site
Sept. 2	Temple	Notre Dame Stadium (Notre Dame, Ind.)
Sept. 9	Georgia	Notre Dame Stadium (Notre Dame, Ind.)
Sept. 16	at Boston College	Alumni Stadium (Chestnut Hill, Mass.)
Sept. 23	at Michigan State	Spartan Stadium (East Lansing, Mich.)
Sept. 30	Miami (Ohio)	Notre Dame Stadium (Notre Dame, Ind.)
Oct. 7	at North Carolina	Kenan Memorial Stadium (Chapel Hill, N.C.)
Oct. 21	USC	Notre Dame Stadium (Notre Dame, Ind.)
Oct. 28	NC State	Notre Dame Stadium (Notre Dame, Ind.)
Nov. 4	Wake Forest	Notre Dame Stadium (Notre Dame, Ind.)
Nov. 11	at Miami (Fla.)	Hard Rock Stadium (Miami Gardens, Fla.)
Nov. 18	Navy	Notre Dame Stadium (Notre Dame, Ind.)
Nov. 25	at Stanford	Stanford Stadium (Stanford, Calif.)

► As the 2017 season coincides with the opening of the Campus Crossroads Project, the Shamrock Series will take a one-year hiatus, allowing for the Irish to play seven games at Notre Dame Stadium. Seven home games will match the school record established in 1988 and matched in 1999, 2006, 2007, 2009 and 2010.

► Beyond 2017, the University has announced four other marquee home-and-home series.

► While Notre Dame will play Georgia at Notre Dame Stadium on Sept. 9, 2017, the Irish will return the game, going to Sanford Stadium to play "between the hedges" on Sept. 21, 2019.

► Michigan returns to the Notre Dame football schedule on Sept. 1, 2018, when the Wolverines travel to Notre Dame Stadium. The Irish will play in Ann Arbor on Oct. 26, 2019.

► The Irish will face Ohio State in a future home-and-home series. Notre Dame will take on Ohio State on Sept. 3, 2022, at Ohio Stadium with the Buckeyes travelling to South Bend on Sept. 23, 2023.

► Notre Dame will take on Texas A&M in a home-and-home series. The Irish will face the Aggies on Aug. 31, 2024, in College Station, Texas. Texas A&M will play at Notre Dame Stadium on Sept. 27, 2025.

► As a part of its 60-game, 12-year scheduling agreement with the Atlantic Coast Conference that runs through 2025, Notre Dame will play the following ACC foes. Specific dates have been announced through the 2019 season, along with the 2021 Florida State game.

**2018:** Home: Syracuse (Sept. 22), Pittsburgh (Oct. 20) and Florida State (Nov. 10). Away: Virginia Tech (Oct. 13) and Wake Forest (Nov. 17).

**2019:** Home: Virginia (Sept. 28), Virginia Tech (Nov. 2), Boston College (Nov. 23). Away: Louisville (Sept. 2/Labor Day) and Duke (Nov. 9).

**2020:** Home: Clemson, Duke and Louisville. Away: Georgia Tech, Pittsburgh and Wake Forest.

**2021:** Home: Georgia Tech and North Carolina. Away: Florida State (Sept. 6/Labor Day), Virginia and Virginia Tech.

**2022:** Home: Boston College and Clemson. Away: North Carolina and Syracuse.

**2023:** Home: Pittsburgh and Wake Forest. Away: Clemson, Duke, Louisville and North Carolina State.

**2024:** Home: Florida State, Miami and Virginia. Away: Georgia Tech.

**2025:** Home: North Carolina State and Syracuse. Away: Boston College, Miami and Pittsburgh.

► The Irish also have confirmed a Sept. 8, 2018, home game against Ball State and a Sept. 14, 2019, home game against New Mexico.

► Navy has announced that its Oct. 27, 2018, home game against the Irish will be played at Qualcomm Stadium in San Diego, California.

	<b>GAME 1   20T</b>	
	Sept. 4, 2016   DKR-Texas Memorial Stadium Attendance: 102,315   TV: ABC	
<b>NO. 10/9 NOTRE DAME</b>		<b>47</b>
<b>TEXAS</b>		<b>50</b>

**AUSTIN, Texas** - No. 10 Notre Dame overcame a 17-point second half deficit to force overtime but Texas would eventually prevail, 50-47, in double overtime on Sunday night in the season opener before a record crowd at Darrell K Royal-Texas Memorial Stadium and a record prime time audience on ABC.

Score by quarters	1	2	3	4	OT1	OT2	Final
Notre Dame	7	7	14	9	7	3	47
Texas	7	14	10	6	7	6	50

### Scoring Summary

<b>1st 12:28 ND</b>	<b>St. Brown 13 pass from Kizer (Yoon kick)</b> 6-78 2:32; ND 7, UT 0
<b>1st 09:30 UT</b>	<b>Foreman 19 pass from Buechele (Domingue kick)</b> 11-75 2:58; ND 7, UT 7
<b>2nd 07:13 UT</b>	<b>Buechele 1 run (Domingue kick)</b> 16-88 5:13; UT 14, ND 7
<b>2nd 03:44 ND</b>	<b>St. Brown 30 pass from Kizer (Yoon kick)</b> 7-75 3:29; ND 14, UT 14
<b>2nd 01:12 UT</b>	<b>Swoopes 1 run (Domingue kick)</b> 7-80 2:28; UT 21, ND 14
<b>3rd 14:29 UT</b>	<b>Burt 72 pass Buechele (Domingue kick)</b> 2-75 0:31; UT 28, ND 14
<b>3rd 09:14 UT</b>	<b>Domingue 25 field goal</b> 8-54 3:01; UT 31, ND 14
<b>3rd 07:39 ND</b>	<b>Kizer 29 run (Yoon kick)</b> 4-61 1:28; UT 31, ND 21
<b>3rd 05:06 ND</b>	<b>Hunter Jr. 5 pass from Kizer (Yoon kick)</b> 3-6 1:14; UT 31, ND 28
<b>4th 10:57 ND</b>	<b>Adams 17 pass from Kizer (Yoon kick)</b> 7-46 2:48; ND 35, UT 31
<b>4th 03:29 UT</b>	<b>Foreman 19 run (Domingue kick blocked)</b> 8-68 1:54; UT 37, ND 35
<b>4th 03:29 ND</b>	<b>Crawford blocked PAT return</b> ND 37, UT 37
<b>OT 15:00 UT</b>	<b>Swoopes 3 run (Domingue kick)</b> UT 44, ND 37
<b>OT 15:00 ND</b>	<b>Sanders 25 pass from Kizer (Yoon kick)</b> ND 44, UT 44
<b>OT 15:00 ND</b>	<b>Yoon 39 field goal</b> ND 47, UT 44
<b>OT 15:00 UT</b>	<b>Swoopes 6 run</b> UT 50, ND 44

	ND	UT
FIRST DOWNS	22	26
RUSHES-YARDS (NET)	46-206	59-237
PASSING YARDS (NET)	238	280
Passes Comp-Att-Int	17-30-0	16-27-1
TOTAL OFFENSE PLAYS-YARDS	76-444	86-517
Fumble Returns-Yards	0-0	0-0
Punt Returns-Yards	2-51	3-30
Kickoff Returns-Yards	5-95	2-29
Interception Returns-Yards	1-22	0-0
Punts (Number-Avg)	7-38.3	6-55.0
Fumbles-Lost	0-0	0-0
Penalties-Yards	8-64	11-104
Possession Time	32:42	27:18
Third-Down Conversions	7 of 16	8 of 18
Fourth-Down Conversions	0 of 0	2 of 2
Red-Zone Scores-Chances	4-5	7-7
Sacks By: Number-Yards	0-0	3-19

**RUSHING:** Notre Dame-Tarean Folston 18-88, DeShone Kizer 13-77, Josh Adams 11-43, Malik Zaire 3-0, Team 1-(-2). Texas-D'Onta Foreman 24-131, Tyrone Swoopes 13-53, Chris Warren III 14-46, Shane Buechele 5-33, Team 3-(-26).

**PASSING:** Notre Dame-DeShone Kizer 15-24-0-215, Malik Zaire 2-5-0-23, Torii Hunter Jr. 0-1-0-0. Texas-Shane Buechele 16-26-1-280, Tyrone Swoopes 0-1-0-0.

**RECEIVING:** Notre Dame-Equanimeous St. Brown 5-75, Torii Hunter Jr. 4-37, C.J. Sanders 3-55, Josh Adams 3-46, Tarean Folston 1-17, Durham Smythe 1-8. Texas-John Burt 6-111, Jake Oliver 3-36, Armani Foreman 3-25, Jerrod Heard 2-73, Jacorey Warrick 2-35.

**INTERCEPTIONS:** Notre Dame-Crawford 1-22. Texas-None.

**FUMBLES:** Notre Dame-None. Texas-None.

**Notre Dame Football  
Roster Information**

NUMERICAL			ALPHABETICAL						
No.	Name	Pos.	No.	Name	Pos.	Ht.	Wt.	Cl./Elg.^	Hometown/High School
2	*Williams, Dexter	RB	33	*Adams, Josh	RB	6-1 5/8	220	So./2	Warrington, PA/Central Bucks South
3	*Sanders, C.J.	WR	46	*Anderson, Josh	RB	5-9	205	Gr./4	Chatsworth, CA/Notre Dame
4	*Coney, Te'von	LB	24	Assaf, Mick	WR	6-0	185	Fr./1	Atlanta, GA/Pace Academy
4	VanGorder, Montgomery	QB	43	Ball, Brian	WR	5-11	185	So./1	Indianapolis, IN/Bishop Chatard
5	**Morgan, Nyles	LB	30	Barajas, Josh	LB	6-1 5/8	240	So./1	Valparaiso, IN/Andrean
6	*St. Brown, Equanimeous	WR	71	*Bars, Alex	OL	6-6	320	Jr./2	Nashville, TN/Montgomery Bell Academy
7	*Watkins, Nick	CB	22	Bilal, Asmar	LB	6-2	230	So./1	Indianapolis, IN/Ben Davis
7	*Wimbush, Brandon	QB	70	*Bivin, Hunter	OL	6-5 1/2	308	Sr./3	Owensboro, KY/Apollo
8	Sebastian, Avery	S	34	Bongiovi, Jesse	CB	5-9 1/2	194	Sr./3	Brooklyn, NY/Poly Prep
9	**Zaire, Malik	QB	55	*Bonner, Jonathan	DL	6-3	286	Jr./2	Chesterfield, MO/Parkway Central
9	Hayes, Daelin	DL	12	Book, Ian	QB	5-11 1/2	200	Fr./1	El Dorado Hills, CA/Oak Ridge
10	Finke, Chris	WR	50	Boudreaux, Parker	OL	6-2 3/4	295	Fr./1	Winter Garden, FL/Bishop Moore
10	*Jones, Alizé	TE	81	Boykin, Miles	WR	6-3 5/8	222	So./1	Tinley Park, IL/Providence Catholic
11	Brent, Justin	RB	11	Brent, Justin	RB	6-1 1/2	220	Jr./2	Speedway, IN/Speedway
12	**Butler, Devin	CB	63	Bush, Sam	OL	6-3 1/2	305	Jr./2	Newport Beach, CA/Mater Dei
12	Book, Ian	QB	12	**Butler, Devin	CB	6-0 1/2	200	Sr./4	Washington, DC/Gonzaga
13	**Luatua, Tyler	TE	67	Byrne, Jimmy	OL	6-4	300	Jr./2	Cleveland, OH/St. Ignatius
14	*Kizer, DeShone	QB	75	*Cage, Daniel	DL	6-0 3/4	315	Jr./3	Cincinnati, OH/Winton Woods
14	Studstill, Devin	S	87	Centlivre, Keenan	WR	6-5 1/2	225	Jr./2	Fort Wayne, IN/Bishop Dwenger
15	Holmes, Corey	WR	43	Chereson, John	K	5-9	178	Sr./3	Erie, PA/Cathedral Prep
16	**Hunter Jr., Torii	WR	83	Claypool, Chase	WR	6-4	220	Fr./1	Abbotsford, BC/Abbotsford
17	***Onwuualu, James	LB	24	*Coleman, Nick	CB	5-11 1/2	195	So./2	Dayton, OH/Archbishop Alter
17	Henry, Nolan	QB	4	*Coney, Te'von	LB	6-0 3/4	235	So./2	Palm Beach Gardens, FL/Palm Beach Gardens
18	Pride Jr., Troy	CB	20	Crawford, Shaun	CB	5-8 1/2	185	So./1	Lakewood, OH/St. Edward
18	Sheridan, Buster	WR	61	***Daly, Scott	LS	6-1 1/2	250	Gr./4	Downers Grove, IL/South
19	*Yoon, Justin	K	97	Dew-Treadway, Micah	DL	6-4	300	So./1	Bolingbrook, IL/Bolingbrook
20	Crawford, Shaun	CB	95	Dickerson, Marquis	DL	6-1 1/2	285	Sr./3	Marianna, AR/Lee
21	Elliott, Jalen	S	74	Eichenberg, Liam	OL	6-5 3/4	280	Fr./1	Cleveland, OH/Saint Ignatius
22	Bilal, Asmar	LB	21	Elliott, Jalen	S	5-11 3/4	195	Fr./1	Richmond, VA/Lloyd C. Bird
23	**Tranquill, Drué	S	54	Feist, Lincoln	DL	6-1 3/4	315	So./2	Rapid City, SD/St. Thomas More
24	*Coleman, Nick	CB	28	*Fertitta, Nicco	S	5-8 1/4	185	So./2	Las Vegas, NV/Bishop Gorman
24	Assaf, Mick	WR	10	Finke, Chris	WR	5-9 1/4	180	So./2	Kettering, OH/Archbishop Alter
25	**Folston, Tarean	RB	25	**Folston, Tarean	RB	5-9 1/2	214	Sr./3	Cocoa, FL/Cocoa
26	Webster, Austin	WR	35	Hammann, Grant	WR	5-11 3/4	192	Jr./2	Dyersville, IA/Beckman
26	White, Ashton	CB	75	*Harrell, Mark	OL	6-4	306	Gr./4	Charlotte, NC/Catholic
27	Love, Julian	CB	9	Hayes, Daelin	DL	6-3 1/2	250	Fr./1	Belleville, MI/Skyline
28	*Fertitta, Nicco	S	93	Hayes, Jay	DL	6-3	285	Jr./2	Brooklyn, NY/Poly Prep Country Day
28	Ross, Austin	RB	17	Henry, Nolan	QB	6-1	195	So./2	Vancouver, WA/Union
29	Stepherson, Kevin	WR	66	Hoge, Tristen	OL	6-4 1/4	310	So./1	Pocatello, ID/Highland
29	Kohler, Sam	K	15	Holmes, Corey	WR	6-0 1/2	190	Jr./3	Pembroke Pines, FL/St. Thomas Aquinas
30	Barajas, Josh	LB	37	Hunter, Omar	WR	5-9	195	Sr./3	Harlingen, TX/Harlingen
31	Perry, Spencer	S	16	**Hunter Jr., Torii	WR	6-0	195	Sr./3	Prosper, TX/Prosper
32	Morgan, D.J.	S	49	Hutson, Brandon	LB	6-2 1/2	230	So./2	Battle Creek, MI/Harper Creek Community
33	*Adams, Josh	RB	10	*Jones, Alizé	TE	6-4 1/2	240	So./2	Las Vegas, NV/Bishop Gorman
34	Bongiovi, Jesse	CB	44	Jones, Jamir	LB	6-2 3/4	225	Fr./1	Rochester, NY/Aquinas Institute
34	Jones Jr., Tony	RB	94	**Jones, Jarron	DL	6-5 1/2	315	Gr./4	Rochester, NY/Aquinas Institute
35	Hammann, Grant	WR	45	Jones, Jonathan	LB	5-11	220	Fr./1	Ocoee, FL/Oak Ridge
35	Vaughn, Donte	CB	34	Jones Jr., Tony	RB	5-10 3/4	215	Fr./1	St. Petersburg, FL/IMG Academy
36	***Luke, Cole	CB	53	Kareem, Khalid	DL	6-3 3/4	270	Fr./1	Pontiac, MI/Harrison
37	Hunter, Omar	WR	64	Kilander, Ryan	DL	5-11 3/4	310	Jr./2	Rancho Santa Margarita, CA/Santa Margarita
37	Regan, Robert	S	14	*Kizer, DeShone	QB	6-4 1/4	230	Jr./2	Toledo, OH/Central Catholic
38	McIntosh, Deon	WR/RB	29	Kohler, Sam	K	6-0	175	Jr./2	Lincoln, NE/East
38	Schilling, Christopher	S	78	Kraemer, Tommy	OL	6-4 3/4	315	Fr./1	Cincinnati, OH/Elder
39	Recker, Drew	S	27	Love, Julian	CB	5-10 1/2	190	Fr./1	Westchester, IL/Nazareth Academy
40	Murphy, Kier	LB	13	**Luatua, Tyler	TE	6-2 1/2	255	Jr./3	Paramount, CA/La Mirada
40	Segobiano, Brett	RB	36	***Luke, Cole	CB	5-11	195	Sr./4	Chandler, AZ/Hamilton
41	Thompson, Jimmy	LB	48	**Martini, Greer	LB	6-2 1/2	240	Jr./3	Cary, NC/Woodberry Forest (VA)
42	Okwara, Julian	DL	89	*Matuska, Jacob	TE	6-4 1/2	270	Sr./3	Columbus, OH/Bishop Hartley
42	Riney, Jeff	K/P	68	**McGlinchey, Mike	OL	6-7 1/2	310	Sr./3	Philadelphia, PA/William Penn Charter
43	Ball, Brian	WR	62	*McGovern, Colin	OL	6-4 1/2	310	Sr./3	New Lenox, IL/Lincoln-Way West
43	Chereson, John	K	38	McIntosh, Deon	WR/RB	5-10 3/4	180	Fr./1	Pompano Beach, FL/Cardinal Gibbons
44	Jones, Jamir	LB	88	McKinley, Javon	WR	6-1 1/2	210	Fr./1	Corona, CA/Centennial
			96	Mokwuah, Pete	DL	6-2 3/4	317	Jr./2	Staten Island, NY/St. Joseph by-the-Sea



Notre Dame Football  
Roster Information

ALPHABETICAL

No.	Name	Pos.	Ht.	Wt.	Cl./Elg. <sup>^</sup>	Hometown/High School
60	Montelus, John	OL	6-4	310	Sr./3	Everett, MA/Everett
32	Morgan, D.J.	S	6-1 1/2	200	Fr./1	Norwalk, CA/Saint John Bosco
5	**Morgan, Nyles	LB	6-0 3/4	245	Jr./3	Crete, IL/Crete-Monee
40	Murphy, Kier	LB	6-0	230	So./2	Rock Island, IL/Alleman
53	*Mustipher, Sam	OL	6-2 1/4	310	Jr./2	Olney, MD/Good Counsel
56	*Nelson, Quenton	OL	6-4 3/4	325	Jr./2	Holmdel, NJ/Red Bank Catholic
85	*Newsome, Tyler	P/K	6-2 1/2	210	Jr./2	Carrollton, GA/Carrollton
91	Ogundeji, Adetokunbo	DL	6-4	240	Fr./1	West Bloomfield, MI/Walled Lake Central
42	Okwara, Julian	DL	6-3 1/2	228	Fr./1	Charlotte, NC/Ardrey Kell
17	***Onwualu, James	LB	6-1	232	Sr./4	Saint Paul, MN/Creton-Derham Hall
31	Perry, Spencer	S	6-3	204	Fr./1	Newnan, GA/IMG Academy (FL)
69	Plantz, Logan	OL	6-2	310	So./2	Frankfort, IL/Providence Catholic
18	Pride Jr., Troy	CB	5-11	180	Fr./1	Greer, SC/Greer Senior
39	Recker, Drew	S	5-11	205	Sr./3	Lindenhurst, IL/Lakes
37	Regan, Robert	S	6-2	200	So./2	Darien, IL/Hinsdale South
42	Riney, Jeff	K/P	5-9 3/4	175	So./2	Katy, TX/Seven Lakes
90	***Rochell, Isaac	DL	6-3 1/2	290	Sr./4	McDonough, GA/Eagle's Landing Christian
28	Ross, Austin	RB	5-10	200	Sr./3	Conyers, GA/Morgan County
49	Ross, Bailey	RB	5-10	200	Sr./3	Conyers, GA/Morgan County
57	Ruhland, Trevor	OL	6-3 1/4	300	So./1	Cary, IL/Cary-Grove Community
3	*Sanders, C.J.	WR	5-8	185	So./2	Granada Hills, CA/Notre Dame
38	Schilling, Christopher	S	5-11	205	Fr./1	Overland Park, KS/St. Thomas Aquinas
8	Sebastian, Avery	S	5-10	200	6th/4	McDonough, GA/Eagle's Landing Christian
40	Segobiano, Brett	RB	6-0	195	Fr./1	Bloomington, IL/Central Catholic
54	Shannon, John	LS	6-1 3/4	220	Fr./1	Lake Forest, IL/Loyola Academy
18	Sheridan, Buster	WR	6-3	205	Sr./3	Chicago, IL/Mount Carmel
85	Shinaver, Arion	WR	6-1	170	Fr./1	Noblesville, IN/Guerin Catholic
80	**Smythe, Durham	TE	6-4 1/2	245	Sr./3	Belton, TX/Belton
51	Spruell, Devyn	LB	6-1 1/4	240	So./2	Warren, NJ/Watchung Hills
6	*St. Brown, Equanimeous	WR	6-4	205	So./2	Anaheim, CA/Servite
29	Stepherson, Kevin	WR	6-0	181	Fr./1	Jacksonville, FL/First Coast
14	Studstill, Devin	S	6-0	198	Fr./1	Riviera Beach, FL/Palm Beach Gardens
84	Suttman, Ben	TE	6-2	240	Sr./3	Kettering, OH/Archbishop Alter
58	Taylor, Elijah	DL	6-2 3/4	285	So./1	Cincinnati, OH/Moeller
41	Thompson, Jimmy	LB	6-0	215	So./2	Hinsdale, IL/Central
77	Tiassum, Brandon	DL	6-3 1/2	302	So./1	Indianapolis, IN/Park Tudor
99	*Tillery, Jerry	DL	6-6 1/2	310	So./2	Shreveport, LA/Evangel Christian Academy
23	**Tranquill, Drue	S	6-1 1/2	225	Jr./2	Fort Wayne, IN/Carroll
98	**Trumbetti, Andrew	DL	6-3 1/2	255	Jr./3	Demarest, NJ/Northern Valley Regional
4	VanGorder, Montgomery	QB	6-0 1/4	215	Jr./2	Buford, GA/Buford
35	Vaughn, Donte	CB	6-2	200	Fr./1	Memphis, TN/Whitehaven
7	*Watkins, Nick	CB	6-0 1/4	200	Jr./3	DeSoto, TX/Bishop Dunne
26	Webster, Austin	WR	5-11 1/4	195	Jr./2	Beverly Hills, CA/Windward
82	*Weishar, Nic	TE	6-4	240	Jr./2	Midlothian, IL/Marist
26	White, Ashton	CB	5-10 3/4	195	So./1	Clinton, MD/Bishop McNamara
2	*Williams, Dexter	RB	5-10 3/4	210	So./2	Winter Garden, FL/West Orange
7	*Wimbush, Brandon	QB	6-1	225	So./2	Teaneck, NJ/St. Peter's Prep
19	*Yoon, Justin	K	5-9 3/4	190	So./2	Nashville, TN/Milton Academy (MA)
9	**Zaire, Malik	QB	6-0	225	Sr./3	Kettering, OH/Archbishop Alter

NUMERICAL

No.	Name	Pos.
45	Jones, Jonathan	LB
46	*Anderson, Josh	RB
48	**Martini, Greer	LB
49	Hutson, Brandon	LB
49	Ross, Bailey	RB
50	Boudreaux, Parker	OL
51	Spruell, Devyn	LB
53	Kareem, Khalid	DL
53	*Mustipher, Sam	OL
54	Feist, Lincoln	DL
54	Shannon, John	LS
55	*Bonner, Jonathan	DL
56	*Nelson, Quenton	OL
57	Ruhland, Trevor	OL
58	Taylor, Elijah	DL
60	Montelus, John	OL
61	***Daly, Scott	LS
62	*McGovern, Colin	OL
63	Bush, Sam	OL
64	Kilander, Ryan	DL
66	Hoge, Tristen	OL
67	Byrne, Jimmy	OL
68	**McGlinchey, Mike	OL
69	Plantz, Logan	OL
70	*Bivin, Hunter	OL
71	*Bars, Alex	OL
74	Eichenberg, Liam	OL
75	*Cage, Daniel	DL
75	*Harrell, Mark	OL
77	Tiassum, Brandon	DL
78	Kraemer, Tommy	OL
80	**Smythe, Durham	TE
81	Boykin, Miles	WR
82	*Weishar, Nic	TE
83	Claypool, Chase	WR
84	Suttman, Ben	TE
85	*Newsome, Tyler	P/K
85	Shinaver, Arion	WR
87	Centlivre, Keenan	WR
88	McKinley, Javon	WR
89	*Matuska, Jacob	TE
90	***Rochell, Isaac	DL
91	Ogundeji, Adetokunbo	DL
93	Hayes, Jay	DL
94	**Jones, Jarron	DL
95	Dickerson, Marquis	DL
96	Mokwuah, Pete	DL
97	Dew-Treadway, Micah	DL
98	**Trumbetti, Andrew	DL
99	*Tillery, Jerry	DL

<sup>^</sup> Class (academic year)/Eligibility (athletic season) for the 2016 campaign

\* Number of monograms earned

PRONUNCIATION GUIDE

Assaf, Mick – Ace-saf	Fertitta, Nicco – fur-TEE-tah, KNEE-coh	Matuska, Jacob – muh-TUSK-uh	Riney, Jeff – rinny
Barajas, Josh – buh-ra-haas	Finke, Chris – fink	McGlinchey, Mike – muh-GLINCH-ee	Segobiano, Brett – Say-go-bee-an-oh
Bilal, Asmar – bill-LAWL, az-MAR	Folston, Tarean – TAR-ee-an	McGovern, Colin – muh-GUV-earn	Shinaver, Arion – Shin-uh-ver, R-E-on
Bivin, Hunter – biv-un	Hammann, Grant – ham-in	Mokwuah, Peter – mock-wuh	St. Brown, Equanimeous – eck-wah-nihm-ee-ous
Bongiovi, Jesse – bon-JOE-Vee	Harrell, Mark – HAIR-el	Montelus, John – MONT-uh-luss	Spruell, Devyn – spru-well
Centlivre, Keenan – CENT-liver	Hayes, Daelin – DAY-lun	Murphy, Kier – keer	Tiassum, Brandon – tee-ah-sum
Cherson, John – chair-UH-son	Hoge, Tristen – hodge	Ogundeji, Adetokunbo – O-kin-dee-gee, Ah-duh-koon-bo	Weishar, Nic – wish-err
Coney, Te'von – tay-von	Jones, Alizé – al-Lih-zaye	Onwualu, James – on-WALL-ew	Zaire, Malik – zy-EAR, muh-LEEK
Feist, Lincoln – fyst	Jones, Jarron – juh-RON	Regan, Robert – ray-gan	
	Kareem, Khalid – Kuh-lid		

**Notre Dame Football  
Two-Deep Depth Chart**

**Notre Dame Offense**

WR	6	*Equanimeous St. Brown	6-5	205	So./2
	81	Miles Boykin	6-3 5/8	222	So./1
WR	3	*C.J. Sanders	5-8	185	So./2
	15	Corey Holmes	6-0 1/2	190	Jr./3
LT	68	**MIKE MCGLINCHEY	6-7 1/2	310	Sr./3
	70	*Hunter Bivin	6-5 1/2	308	Sr./3
LG	56	*QUENTON NELSON	6-4 3/4	325	Jr./2
	57	Trevor Ruhland	6-3 1/4	300	So./1
C	53	*Sam Mustipher	6-2 1/4	310	Jr./2
	75	*Mark Harrell	6-4	306	Gr./4
RG	62	*Colin McGovern	6-4 1/2	310	Sr./3
	66	Tristen Hoge	6-4 1/4	310	So./1
RT	71	*Alex Bars	6-6	320	Jr./2
	78	Tommy Kraemer	6-4 3/4	315	Fr./1
TE	80	**Durham Smythe	6-4 1/2	245	Sr./3
	82	*Nic Weishar	6-4	240	Jr./2
WR	16	**Torii Hunter Jr.	6-0	195	Sr./3
	29	Kevin Stepherson	6-0	181	Fr./1
QB	14	*DESHONE KIZER	6-4 1/4	230	Jr./2
or	9	**Malik Zaire	6-0	225	Sr./3
RB	33	*Josh Adams	6-1 5/8	220	So./2
or	25	**Tarean Folston	5-9 1/2	214	Sr./3

**Notre Dame Special Teams**

KO	19	*Justin Yoon	5-9 3/4	190	So./2
	85	*Tyler Newsome	6-2 1/2	210	Jr./2
PK	19	*Justin Yoon	5-9 3/4	190	So./2
	85	*Tyler Newsome	6-2 1/2	210	Jr./2
P	85	*Tyler Newsome	6-2 1/2	210	Jr./2
	42	Jeff Riney	5-9 3/4	175	So./2
LS	61	***Scott Daly	6-1 1/2	250	Gr./4
	54	John Shannon	6-1 3/4	220	Fr./1

**Notre Dame Defense**

DL	98	**Andrew Trumbetti	6-3 1/2	255	Jr./3
	9	Daelin Hayes	6-3 1/2	250	Fr./1
or	93	Jay Hayes	6-3	285	Jr./2
DL	75	*DANIEL CAGE	6-0 3/4	315	Jr./3
or	94	**Jarron Jones	6-5 1/2	315	Gr./4
DL	99	*Jerry Tillery	6-6 1/2	310	So./2
	58	Elijah Taylor	6-2 3/4	285	So./1
DL	90	***ISAAC ROCHELL	6-3 1/2	290	Sr./4
	55	*Jonathan Bonner	6-3	286	Jr./2
LB	5	**Nyles Morgan	6-0 3/4	245	Jr./3
	4	*Te'von Coney	6-1	235	So./2
LB	17	***JAMES ONWUALU	6-1	232	Sr./4
	44	Jamir Jones	6-2 1/2	225	Fr./1
LB	48	**Greer Martini	6-2 1/2	240	Jr./3
	22	Asmar Bilal	6-2	230	So./1
CB	20	Shaun Crawford	5-8 1/2	185	So./1
	24	*Nick Coleman	5-11 1/2	195	So./2
S	23	**Drue Tranquill	6-1 1/2	225	Jr./2
	8	Avery Sebastian	5-10	200	6th/4
S	14	Devin Studstill	6-0	198	Fr./1
	21	Jalen Elliott	5-11 3/4	195	Fr./1
CB	36	***COLE LUKE	5-11	195	Sr./4
	27	Julian Love	5-10 1/2	190	Fr./1

**Notre Dame Special Teams**

HLD	4	Montgomery VanGorder	6-0 1/4	215	Jr./2
	14	DeShone Kizer	6-4 1/4	230	Jr./2
PR	3	*C.J. Sanders	5-8	185	So./2
	27	Chris Finke	5-9 1/4	180	So./1
KR	3	*C.J. Sanders	5-8	185	So./2
or	2	*Dexter Williams	5-11	210	So./2

Class (academic year)/Eligibility (athletic season)

\* Number of monograms earned

ALL CAPS - returning starter from 2015

**Positions with "or" are listed alphabetically**

The Last Time

**NOTRE DAME**

**Rushing**

Had 400 or more yards: ..... vs. Massachusetts, 2015 (457)  
 Had 300 or more yards: ..... vs. Miami (Fla.), 2012 (376)  
 Had 70 or more rushing attempts: ..... vs. Michigan State, 1991 (76)  
 Had 60 or more rushing attempts: ..... vs. Navy, 2007 (63)  
 Had 50 or more rushing attempts: ..... vs. Massachusetts, 2015 (51)  
 Had eight or more rush TDs: ..... vs. Pittsburgh, 1965 (9)  
 Had seven rush TDs: ..... vs. Navy, 2011 (7)  
 Had six rush TDs: ..... vs. Massachusetts, 2015 (6)  
 Had five rush TDs: ..... vs. Miami (Fla.), 2012 (5)  
 Had four rush TDs: ..... vs. Navy, 2015 (4)  
 Had two players with 100 rush yards in a game: ..... at Stanford, 2015  
 ..... (Josh Adams 168, DeShone Kizer 128)

**Passing**

Had 500 or more yards: ..... at USC, 1970 (526)  
 Had 400-499 yards: ..... at Arizona State, 2014 (446)  
 Had 300-399 yards: ..... vs. Boston College, 2015 (324)  
 Had 50 or more pass attempts: ..... at Florida State, 2014 (52)  
 Had 40-49 pass attempts: ..... vs. Northwestern, 2014 (40)  
 Had 30-39 pass attempts: ..... vs. Ohio State, 2015 (38)  
 Had 35-39 pass completions: ..... at Clemson, 2015 (35)  
 Had 30-34 pass completions: ..... at Florida State, 2014 (31)  
 Had 25-29 pass completions: ..... vs. Purdue, 2014 (25)  
 Had six or more passing TDs: ..... vs. BYU, 2005 (6)  
 Had five or more passing TDs: ..... at Texas, 2016 (5)  
 Had four or more passing TDs: ..... vs. Syracuse, 2014 (4)  
 Had three or more passing TDs: ..... at Virginia, 2015 (3)  
 Had five or more passes intercepted: ..... vs. USC, 1967 (7)  
 Had four or more passes intercepted: ..... at Arizona State, 2014 (4)  
 Had three or more passes intercepted: ..... vs. Boston College, 2015 (3)

**Receiving**

Had two players with 100 receiving yards in a game: ..... vs. Boston College, 2015 (Chris Brown - 104, Amir Carlisle - 101)  
 Had a player with over 150 receiving yards in a game: ..... vs. Northwestern, 2014 (Will Fuller - 159)  
 Had two players with 10 catches in a game: ..... vs. BYU, 2005 (Maurice Stovall - 14, Jeff Samardzija - 10)

**Combination Offense**

Had a 300-yard passer and 100-yard rusher in a game: ..... vs. Navy, 2014 (Everett Golson - 315, Tarean Folston - 149)  
 Had a 200-yard passer, 100-yard rusher and 100-yard receiver in a game: ..... at Stanford, 2015 (DeShone Kizer - 234, Josh Adams - 168/DeShone Kizer - 128, Will Fuller - 136)  
 Had a 200-yard passer and 100-yard rusher in a game: ..... at Stanford, 2015 (DeShone Kizer - 234, Josh Adams - 168/DeShone Kizer - 128)  
 Had a 100-yard receiver and 100-yard rusher in a game: ..... at Stanford, 2015 (Will Fuller - 136, Josh Adams - 168/DeShone Kizer - 128)

**Total Offense**

Had 600 or more yards total offense: ..... vs. Massachusetts, 2015 (681)  
 Had 500-599 yards total offense: ..... at Stanford, 2015 (533)  
 Had 400-499 yards total offense: ..... at Texas, 2016 (444)  
 Had 100 or more plays total offense: ..... vs. Pittsburgh, 2012 (104)  
 Had 85-99 plays total offense: ..... at Florida State, 2014 (87)  
 Had 75-84 plays total offense: ..... at Texas, 2016 (76)

**Scoring**

Scored 60 or more points: ..... vs. Massachusetts, 2015 (62)  
 Scored 50-59 points: ..... vs. North Carolina, 2014 (50)  
 Scored 40-49 points: ..... at Texas, 2016 (47)  
 Scored 30-39 points: ..... at Stanford, 2015 (36)  
 Scored a two-point conversion: ..... at Virginia, 2015  
 Allowed 60 or more points: ..... Never  
 Allowed 50-59 points: ..... at Texas, 2016 (50)

Allowed 40-49 points: ..... vs. Ohio State, 2015 (44)  
 Allowed 30-39 points: ..... at Stanford, 2015 (38)  
 Was held scoreless: ..... at Boston College, 2008 (17-0)  
 Was held scoreless at home: ..... USC, 2007 (38-0)  
 Was held scoreless on the road: ..... at Boston College, 2008 (17-0)  
 Was held without offensive touchdown: ..... at USC, 2008 (38-3)  
 Was held without offensive touchdown on the road: ..... at USC, 2008 (38-3)  
 Was held without offensive touchdown at home: ..... at USC, 2008 (38-3)  
 Held opponent scoreless: ..... vs. Michigan, 2014 (31-0)  
 Held opponent scoreless at home: ..... vs. Michigan, 2014 (31-0)  
 Held opponent scoreless on the road: ..... at Purdue, 1993 (17-0)  
 Held opponent without offensive touchdown: ..... vs. Texas, 2015 (38-3)  
 Held opponent without offensive touchdown on the road: ..... at Boston College, 2012 (21-6)  
 Held opponent without offensive touchdown at home: ..... vs. Texas, 2015 (38-3)  
 Held opponent scoreless at neutral site: ..... vs. Maryland (Giants Stadium - East Rutherford, NJ), 2002 (22-0)

Held two or more opponents scoreless in a season: ..... 2002 vs. Maryland (22-0) vs. Rutgers (42-0)  
 Held three or more opponents scoreless in a season: ..... 1976 vs. Purdue (23-0) at Northwestern (49-0), vs. Oregon (41-0)  
 Held four or more opponents scoreless in a season: ..... 1966 vs. Army (35-0) vs. North Carolina (32-0), at Oklahoma (38-0), ..... vs. Pittsburgh (40-0) vs. Duke (64-0), at USC (51-0)  
 Held five or more opponents scoreless in a season: ..... 1966 vs. Army (35-0) vs. North Carolina (32-0), at Oklahoma (38-0), ..... vs. Pittsburgh (40-0) vs. Duke (64-0), at USC (51-0)  
 Held six or more opponents scoreless in a season: ..... 1966 vs. Army (35-0) vs. North Carolina (32-0), at Oklahoma (38-0), ..... vs. Pittsburgh (40-0) vs. Duke (64-0), at USC (51-0)  
 Had multiple players with multiple TDs in a game: ..... vs. Texas, 2015 (Josh Adams - 2, Will Fuller - 2)

**Turnovers**

Did not commit a turnover: ..... at Texas, 2016  
 Committed six or more turnovers: ..... vs. Navy, 1984 (6)  
 Committed five turnovers: ..... vs. Boston College, 2015 (5)  
 Lost four or more fumbles: ..... vs. Michigan State, 1999 (4)  
 Lost three fumbles: ..... at Clemson, 2015 (3)  
 Recorded six or more takeaways: ..... vs. Michigan, 2012 (6)  
 Recorded five takeaways: ..... vs. Boston College, 2009 (5)  
 Returned two or more interceptions for TDs: ..... vs. Stanford, 2002 (2)  
 ..... (Shane Walton - 18 yards, Courtney Watson - 34 yards)  
 Returned an interception for a TD: ..... vs. Wake Forest, 2015 (1)  
 ..... (Andrew Trumbetti - 28 yards)  
 Returned a fumble for a TD: ..... vs. Northwestern, 2012 (1)  
 ..... (Austin Collinsworth - 32 yards)

**Defense**

Held opponent 50 or fewer rushing yards: ..... at Florida State, 2014 (50)  
 Held opponent to 100 or fewer passing yards: ..... vs. Boston College, 2015 (88)  
 Held opponent to 101-200 passing yards: ..... at Temple, 2015 (188)  
 Held opponent to 201-300 yards total offense: ..... at Temple, 2015 (295)  
 Held opponent to 200 or fewer yards total offense: ..... vs. Texas (163)  
 Intercepted five or more passes: ..... vs. Michigan, 2012 (5)  
 Intercepted four passes: ..... vs. Rutgers (Pinstripe Bowl), 2013 (4)  
 Intercepted three passes: ..... vs. Michigan, 2014 (3)  
 Scored a safety: ..... at Stanford, 2003  
 Recorded nine or more sacks: ..... vs. Rutgers, 1996 (9)  
 Recorded eight sacks: ..... vs. Hawai'i (Hawai'i Bowl), 2008 (8)  
 Recorded seven sacks: ..... at Stanford, 2005 (7)  
 Recorded six sacks: ..... vs. Arizona State, 2013 (6)  
 Recorded five sacks: ..... at Boston College, 2012 (5)  
 Held opponent to 10 or fewer first downs: ..... vs. Texas, 2015 (8)

**Special Teams**

Returned a punt for a TD: ..... vs. Massachusetts, 2015 (C.J. Sanders, 50 yards)  
 Returned a blocked punt for a TD: ..... vs. USC, 2015 (Amir Carlisle, 5 yards)

## The Last Time

Returned a kickoff for a TD: .....at Stanford, 2015 (C.J. Sanders, 93 yards)  
 Returned a blocked FG for a TD .....at Air Force, 2006 (Terrail Lambert, 76 yards)  
 Blocked a punt: .....vs. USC, 2015 (Equineameous St. Brown)  
 Punted 10 or more times: .....USC, 2007 (10)  
 Did not punt: .....vs. Navy, 2013  
 Blocked a field goal: .....vs. LSU (Music City Bowl), 2014 (Isaac Rochell)  
 Had a field goal blocked: .....at Texas, 2016  
 Blocked a PAT kick: .....at Texas, 2016 (Jarron Jones)  
 Scored on a blocked PAT attempt: .....at Texas, 2016  
 Missed a kicking PAT: .....vs. Massachusetts, 2015  
 Had a kicking PAT blocked: .....vs. Northwestern, 2014  
 Opponent scored on a blocked PAT attempt: .....vs. Northwestern, 2014  
 Had a punt blocked: .....vs. Michigan State, 2013

### Miscellaneous

Had 30 or more first downs: .....vs. Massachusetts, 2015 (30)  
 Had 25-29 first downs: .....vs. Navy, 2015 (27)  
 Had 20-24 first downs: .....at Texas, 2016 (22)  
 Was not penalized: .....at LSU, 1997  
 Had 10 or more penalties: .....North Carolina, 2014 (10)  
 Had 120 or more yards in penalties: .....at Rutgers, 2000 (120)  
 Had 40 minutes or more of possession time: .....vs. Washington State, 2009 (40:54)  
 Had 35-40 minutes of possession time: .....vs. Texas, 2015 (39:10)  
 Was involved in a tie game: .....at USC, 1994 (17-17)  
 Was involved in an overtime game: .....at Texas, 2016 (47-50)  
 Was involved in a double overtime game: .....at Texas, 2016 (47-50)  
 Was involved in a triple overtime game: .....vs. Pittsburgh, 2012 (29-26)  
 Was involved in a quadruple overtime game: .....vs. Pittsburgh, 2008 (33-36)

### A NOTRE DAME PLAYER

#### Rushing

Rushed for 250-299 yards: .....Julius Jones at Pittsburgh, 2003 (262)  
 Rushed for 200-249 yards: .....Julius Jones at Stanford, 2003 (218)  
 Rushed for 175-199 yards: .....C.J. Prorise vs. Georgia Tech, 2015 (198)  
 Rushed for 150-174 yards: .....Josh Adams at Stanford, 2015 (168)  
 Rushed for 125-149 yards: .....DeShone Kizer at Stanford, 2015 (128)  
 Rushed for 100-124 yards: .....Tarean Folston vs. Northwestern, 2014 (106)  
 Quarterback rushed for 100 or more yards: .....DeShone Kizer at Stanford, 2015 (128)  
 Rushed 40 or more times: .....Allen Pinkett at LSU, 1984 (40)  
 Rushed 35-39 times: .....Julius Jones vs. BYU, 2003 (35)  
 Rushed 30-34 times: .....James Aldridge vs. Navy, 2007 (32)  
 Rushed 25-29 times: .....Cierre Wood vs. Boston College, 2011 (26)  
 Rushed for four or more TDs: .....Emmett Mosley vs. Navy, 1994 (4)  
 Rushed for three TDs: .....C.J. Prorise vs. Navy, 2015 (3)  
 Rushed for two TDs: .....DeShone Kizer vs. Wake Forest, 2015 (2)  
 Had a run of 90 yards or more: .....Josh Adams vs. Wake Forest, 2015 (98)  
 Had a run of 80-89 yards: .....Robert Farmer vs. Boston College, 1996 (91)  
 Had a run of 70-79 yards: .....DeShone Kizer at Temple, 2015 (79)  
 Had a run of 60-69 yards: .....Josh Adams at Stanford, 2015 (62)  
 Had a run of 50-59 yards: .....Tarean Folston at Texas, 2016 (54)

#### Passing

Passed for 500 or more yards: .....Joe Theismann at USC, 1970 (526)  
 Passed for 400-499 yards: .....Everett Golson at Arizona State, 2014 (446)  
 Passed for 300-399 yards: .....DeShone Kizer vs. Boston College, 2015 (324)  
 Attempted 50 or more passes: .....Everett Golson at Florida State, 2014 (52)  
 Attempted 40-49 passes: .....Everett Golson vs. Northwestern, 2014 (40)  
 Attempted 30-39 passes: .....DeShone Kizer vs. Ohio State (Fiesta Bowl), 2015 (37)  
 Completed 30 or more passes: .....Everett Golson at Florida State, 2014 (31)  
 Completed 20-29 passes: .....DeShone Kizer vs. Ohio State (Fiesta Bowl), 2015 (22)  
 Threw six TDs: .....Brady Quinn vs. BYU, 2005 (6)  
 Threw five or more TDs: .....DeShone Kizer at Texas, 2016 (5)  
 Threw four or more TDs: .....Everett Golson vs. Syracuse, 2014 (4)  
 Threw three or more TDs: .....Malik Zaire vs. Texas, 2015 (3)  
 Threw five or more interceptions: .....Terry Hanratty vs. USC, 1967 (5)  
 Threw four interceptions: .....Everett Golson at Arizona State, 2014 (4)  
 Threw three interceptions: .....Tommy Rees vs. Boston College, 2015 (3)

Completed a pass of 90 yards or more: .....Dayne Crist vs. Michigan, 2010 (95)  
 Completed a pass of 80-89 yards: .....DeShone Kizer vs. Ohio State (Fiesta Bowl), 2015 (81)  
 Completed a pass of 70-79 yards: .....DeShone Kizer at Stanford, 2015 (72)  
 Completed a pass of 60-69 yards: .....Malik Zaire vs. Texas, 2015 (66)  
 Completed a pass of 50-59 yards: .....DeShone Kizer at Clemson, 2015 (56)

#### Receiving

Caught 15 or more passes: .....Never  
 Caught 10-14 passes: .....Michael Floyd vs. Boston College, 2011 (10)  
 Caught seven to nine passes: .....Amir Carlisle vs. Boston College, 2015 (7)  
 Had 200 or more yards receiving: .....Golden Tate at Stanford, 2009 (201)  
 Had 175-199 yards receiving: .....Michael Floyd vs. Nevada, 2009 (189)  
 Had 150-174 yards receiving: .....Will Fuller at Pittsburgh, 2015 (152)  
 Had 100-149 yards receiving: .....Will Fuller vs. Ohio State (Fiesta Bowl), 2015 (113)  
 Caught four or more TDs: .....Maurice Stovall vs. BYU, 2005 (4)  
 Caught three TDs: .....Will Fuller at Pittsburgh, 2015 (3)  
 Caught two TDs: .....Equanimeous St. Brown at Texas, 2016 (2)

#### Total Offense

Had 500 or more yards total offense: .....Joe Theismann at USC, 1970 (512)  
 Had 400-499 yards total offense: .....DeShone Kizer at Temple, 2015 (432)  
 Had 100 yards both passing and rushing: .....DeShone Kizer at Stanford, 2015 (234 passing, 128 rushing)

#### Scoring

Accounted for six or more touchdowns: .....DeShone Kizer at Texas, 2016 (1 rushing, 5 passing)  
 Accounted for five touchdowns: .....Everett Golson vs. Rice, 2014 (3 rushing, 2 passing)  
 Accounted for four touchdowns: .....Everett Golson vs. Northwestern, 2014 (1 rushing, 3 passing)  
 Accounted for three touchdowns: .....DeShone Kizer vs. Ohio State, 2015 (1 rushing, 2 passing)

#### Defense

Intercepted three or more passes: .....Harrison Smith vs. Miami (Fla.), 2010 (3)  
 Intercepted two passes: .....Cole Luke vs. Stanford, 2014 (2)  
 Recovered three or more fumbles: .....Never  
 Forced two fumbles: .....Maurice Crum, Jr. at UCLA, 2007 (2)  
 Recovered two fumbles: .....Brian Smith vs. Michigan, 2008 (2)  
 Recorded 20 or more tackles: .....Manti Te'o vs. Stanford, 2010 (21)  
 Recorded 15-20 tackles: .....Dan Fox at Stanford, 2013 (15)  
 Recorded 10-14 tackles: .....Nyles Morgan at Texas, 2016 (13)  
 Recorded 4.0 or more sacks: .....Victor Abiamiri at Stanford, 2005 (4.0)  
 Recorded 3.0-3.5 sacks: .....Romeo Okwara vs. Wake Forest, 2015 (3.0)  
 Recorded 2.0-2.5 sacks: .....Romeo Okwara at Pittsburgh, 2015 (2.0)

#### Special Teams

Scored 17 or more points kicking: .....Kyle Brindza vs. Rutgers (Pinstripe Bowl), 2013 (17)  
 Scored 15-16 points kicking: .....Kyle Brindza at USC, 2012 (16)  
 Scored 10-14 points kicking: .....Justin Yoon at Stanford, 2015 (12)  
 Kicked five or more field goals: .....Kyle Brindza vs. Rutgers (Pinstripe Bowl), 2013 (5)  
 Kicked four field goals: .....Brandon Walker vs. Pittsburgh, 2008 (4)  
 Kicked two field goals of 50 or more yards: .....Never  
 Kicked a field goal of 50 or more yards: .....Justin Yoon vs. Navy, 2015 (52)  
 Kicked a punt 70 or more yards: .....Jim Yoder vs. Texas, 1971 (71)  
 Kicked a punt 60-69 yards: .....Tyler Newsome at Virginia, 2015 (62)  
 Punted 10 or more times: .....Geoff Price vs. USC, 2007 (10)  
 Totaled 175 or more kickoff return yards: .....C.J. Sanders at Stanford, 2015 (182)  
 Totaled 100 or more punt return yards: .....Golden Tate at Pittsburgh, 2009 (101)

#### AN OPPOSING TEAM

##### Rushing

Had 400 or more yards: .....Pittsburgh, 1975 (411)  
 Had 300-399 yards: .....Navy, 2015 (318)  
 Had 200-299 yards: .....Texas, 2016 (237)  
 Had 50 or more rushing attempts: .....Texas, 2016 (59)  
 Had five or more rush TDs: .....Texas, 2016 (5)  
 Had four rush TDs: .....Ohio State (Fiesta Bowl), 2015 (4)  
 Had two or more players with 100 rush yards in a game: .....BYU, 2013  
 .....(Taysom Hill - 101, Paul Lasike - 101)

The Last Time

**Passing**

Had 400 or more yards: ..... USC, 2015 (440)  
 Had 300-399 yards: ..... Massachusetts, 2015 (302)  
 Had 60 or more pass attempts: ..... Tennessee, 1990 (60)  
 Had 50-59 pass attempts: ..... Oklahoma, 2012 (52)  
 Had 40-49 pass attempts: ..... USC, 2015 (47)  
 Had 30 or more pass completions: ..... USC, 2015 (31)  
 Had five or more passing TDs: ..... USC, 2014 (6)  
 Had four passing TDs: ..... Stanford, 2015 (4)  
 Had three passing TDs: ..... USC, 2015 (3)

**Receiving**

Had two players with 100 receiving yards in a game: ..... USC, 2009  
 ..... (Anthony McCoy 153, Damien Williams 108)

**Total Offense**

Had 600 or more yards total offense: ..... Ohio State, 2006 Fiesta Bowl (617)  
 Had 500-599 yards total offense: ..... Texas, 2016 (517)  
 Had 400-499 yards total offense: ..... Ohio State (Fiesta Bowl), 2015 (496)  
 Had 90 or more plays: ..... USC, 2014 (93)  
 Had 80-89 plays: ..... Texas, 2016 (86)  
 Had 75-79 plays: ..... USC, 2015 (77)

**Scoring**

Scored 60 or more points: ..... Never  
 Scored 50-59 points: ..... Texas, 2016 (50)  
 Scored 40-49 points: ..... Ohio State (Fiesta Bowl), 2015 (44)  
 Scored 30-39 points: ..... Stanford, 2015 (38)  
 Scored a two-point conversion: ..... Georgia Tech, 2015

**Turnovers**

Did not commit a turnover: ..... Stanford, 2015  
 Had three or more fumbles lost: ..... Navy, 2012 (3)  
 Intercepted five or more passes: ..... USC, 1967 (7)  
 Intercepted four passes: ..... Arizona State, 2014 (4)  
 Intercepted three passes: ..... Boston College, 2015  
 Returned an interception for a TD: ..... Arizona State (2), 2014  
 ..... (Lloyd Carrington - 58 yards/Damarius Randall - 59 yards)  
 Returned a fumble for a TD: ..... Pittsburgh, 2015  
 ..... (Ejuan Price - 32 yards)

**Defense**

Held ND to 10 or fewer first downs: ..... USC, 2008 (4)  
 Scored a safety: ..... Purdue, 2010  
 Held ND to 50 or fewer rushing yards: ..... Arizona State, 2014 (41)  
 Held ND to 101-200 passing yards: ..... Wake Forest, 2015 (111)  
 Held ND to 100 or fewer passing yards: ..... UCLA, 2007 (94)  
 Held ND to 201-300 yards total offense: ..... Wake Forest, 2015 (282)  
 Held ND to 200 or fewer yards total offense: ..... USC, 2007 (165)

**Special Teams**

Returned a punt for a TD: ..... Tulsa, 2010 (Damaris Johnson - 59 yards)  
 Returned a blocked punt for a TD: ..... Michigan State, 2004  
 ..... (Jerramy Scott - 0 yards)  
 Returned a kickoff for a TD: ..... LSU (Music City Bowl), 2014 (Leonard Fournette - 100 yards)  
 Punted 10 or more times: ..... Boston College, 2010 (11)  
 Did not punt: ..... Miami (Fl.), 1985  
 Missed a kicking PAT: ..... Massachusetts, 2015

**Miscellaneous**

Had 30 or more first downs: ..... USC, 2014 (35)  
 Had 20-29 first downs: ..... Texas, 2016 (26)  
 Had 10 or more penalties: ..... Texas, 2016 (11)  
 Had 100 or more yards in penalties: ..... Texas, 2016 (104)  
 Had 35 minutes or more of possession time: ..... Stanford, 2015 (35:59)  
 Had one 100-yard receiver and one 100-yard rusher: ..... Texas, 2016  
 ..... (D'Onta Foreman, 131 rushing, John Burt, 111 receiving)

**AN OPPOSING PLAYER**

**Rushing**

Rushed for 300 or more yards: ..... Tony Dorsett, Pittsburgh, 1975 (303)  
 Rushed for 200-299 yards: ..... Alexander Teich, Navy, 2010 (210)  
 Rushed for 150-199 yards: ..... Tyler Gaffney, Stanford, 2013 (189)  
 Rushed for 100-149 yards: ..... D'Onta Foreman, Texas, 2016 (131)  
 Rushed 40 or more times: ..... Craig Heyward, Pittsburgh, 1987 (42)  
 Rushed 30-39 times: ..... Tyler Gaffney, Stanford, 2013 (33)  
 Rushed 25-29 times: ..... Ezekiel Elliott, Ohio State (Fiesta Bowl), 2015 (27)  
 Rushed for five or more TDs: ..... Walter Reyes, Syracuse, 2003 (5)  
 Rushed for four TDs: ..... Ezekiel Elliott, Ohio State (Fiesta Bowl), 2015 (4)  
 Rushed for three TDs: ..... Tyrone Swoopes, Texas, 2016 (3)  
 Rushed for two TDs: ..... Jordan Whitehead, Pittsburgh, 2015 (2)  
 Had a run of 80 yards or more: ..... Jeff Smith, Boston College, 2015 (80)  
 Had a run of 70-79 yards: ..... Walter Reyes, Syracuse, 2003 (71)  
 Had a run of 60-69 yards: ..... Ronald Jones II, USC, 2015 (65)  
 Had a run of 50-59 yards: ..... Keenan Reynolds, Navy, 2015 (51)

**Passing**

Passed for 500 or more yards: ..... Never  
 Passed for 400-499 yards: ..... Matt Leinart, USC, 2004 (400)  
 Passed for 300-399 yards: ..... Cody Kessler, USC, 2015 (365)  
 Attempted 60 or more passes: ..... Andy Kelly, Tennessee, 1990 (60)  
 Attempted 50-59 passes: ..... Landry Jones, Oklahoma, 2012 (51)  
 Attempted 40-49 passes: ..... Cody Kessler, USC, 2015 (46)  
 Completed 30 or more passes: ..... Cody Kessler, USC, 2015 (30)  
 Completed 20-29 passes: ..... Blake Frohnapfel, Massachusetts, 2015 (20)  
 Threw six or more TDs: ..... Cody Kessler, USC, 2014 (6)  
 Threw five TDs: ..... Matt Leinart, USC, 2004 (5)  
 Threw four TDs: ..... Kevin Hogan, Stanford, 2015 (4)  
 Threw three TDs: ..... Taylor Kelly, Arizona State, 2014 (3)  
 Completed a pass of 90 yards or more: ..... Kyle Orton, Purdue, 2004 (97)  
 Completed a pass of 80-89 yards: ..... Cody Kessler, USC, 2015 (83)  
 Completed a pass of 70-79 yards: ..... Shane Buechele, Texas, 2016 (72)  
 Completed a pass of 60-69 yards: ..... Shane Buechele, Texas, 2016 (68)  
 Completed a pass of 50-59 yards: ..... John Wolford, Wake Forest, 2015 (52)

**Receiving**

Caught 15 or more passes: ..... Jalen Saunders, Oklahoma, 2012 (15)  
 Caught 10-14 passes: ..... Canaan Severin, Virginia, 2015 (11)  
 Caught seven to nine passes: ..... Michael Thomas, Ohio State (Fiesta Bowl), 2015 (7)  
 Had 200 or more yards receiving: ..... Selwyn Lymon, Purdue, 2006 (238)  
 Had 150-199 yards receiving: ..... Canaan Severin, Virginia, 2015 (153)  
 Had 100-149 yards receiving: ..... John Burt, Texas, 2016 (111)  
 Caught three or more TD passes: ..... Jeremy Gallon, Michigan, 2013 (3)  
 Caught two TD passes: ..... Patrick Skov, Georgia Tech, 2015 (2)

**Scoring**

Accounted for six or more touchdowns: ..... Cody Kessler, USC, 2014 (6 passing, 0 rushing)  
 Accounted for five touchdowns: ..... Devin Gardner, Michigan, 2013 (4 passing, 1 rushing)  
 Accounted for four touchdowns: ..... Kevin Hogan, Stanford, 2015 (0 rushing, 4 passing)  
 Accounted for three touchdowns: ..... Shane Buechele, Texas, 2016 (1 rushing, 2 passing)  
 ..... Tyrone Swoopes, Texas, 2016 (3 rushing, 0 passing)

**Defense**

Intercepted three or more passes: ..... Rod Johnson, North Carolina State, 2003 (3)  
 Intercepted two passes: ..... Justin Simmons, Boston College, 2015 (2)  
 Recorded three or more sacks: ..... J.R. Tavai, USC, 2014 (3.5)  
 Recorded two sacks: ..... Darron Lee, Ohio State (Fiesta Bowl), 2015 (2.0)

**Special Teams**

Kicked four or more field goals: ..... Jack Mitchell, Northwestern, 2014 (4)  
 Kicked a field goal 50 or more yards: ..... Matt Payne, BYU, 2004 (53)  
 Kicked a punt of 65 or more yards: ..... Jared Armstrong, Purdue, 2006 (69)  
 Totaled 100 or more kick return yards: ..... Christian McCaffrey, Stanford, 2015 (109)

Turnovers  
Result

NOTRE DAME					OPPONENTS				
GAME	FUM	INT	TOTAL	OPP POINTS OFF	GAME	FUM	INT	TOTAL	ND POINTS OFF
at Texas	0	0	0	0	at Texas	0	1	0	7
Nevada					Nevada				
Michigan State					Michigan State				
Duke					Duke				
vs. Syracuse					vs. Syracuse				
at NC State					at NC State				
Stanford					Stanford				
Miami					Miami				
vs. Navy					vs. Navy				
vs. Army					vs. Army				
Virginia Tech					Virginia Tech				
at USC					at USC				
<b>TOTALS</b>	<b>0</b>	<b>0</b>	<b>0</b>	<b>0</b>	<b>TOTALS</b>	<b>0</b>	<b>1</b>	<b>0</b>	<b>7</b>

Drive  
Charts

NOTRE DAME								OPPONENTS							
GAME	NO.	3&OUT	PCT.	SCORE	PCT.	TD	PCT.	GAME	NO.	3&OUT	PCT.	SCORE	PCT.	TD	PCT.
at Texas	15	3	20%	7	47%	6	40%	at Texas	15	4	27%	8	53%	7	47%
Nevada								Nevada							
Michigan State								Michigan State							
Duke								Duke							
vs. Syracuse								vs. Syracuse							
at NC State								at NC State							
Stanford								Stanford							
Miami								Miami							
vs. Navy								vs. Navy							
vs. Army								vs. Army							
Virginia Tech								Virginia Tech							
at USC								at USC							
<b>TOTALS</b>	<b>15</b>	<b>3</b>	<b>20%</b>	<b>7</b>	<b>47%</b>	<b>6</b>	<b>40%</b>	<b>TOTALS</b>	<b>15</b>	<b>4</b>	<b>27%</b>	<b>8</b>	<b>53%</b>	<b>7</b>	<b>47%</b>

Third Down  
Conversions

NOTRE DAME									OPPONENTS								
GAME	1-3	4-6	7-9	10-14	15-19	20+	TOT.	PCT.	GAME	1-3	4-6	7-9	10-14	15-19	20+	TOT.	PCT.
at Texas	1-2	3-7	2-3	1-4	0-0	0-0	7-16	44%	at Texas	5-8	1-4	2-4	0-0	0-0	0-2	8-18	44%
Nevada									Nevada								
Michigan State									Michigan State								
Duke									Duke								
vs. Syracuse									vs. Syracuse								
at NC State									at NC State								
Stanford									Stanford								
Miami									Miami								
vs. Navy									vs. Navy								
vs. Army									vs. Army								
Virginia Tech									Virginia Tech								
at USC									at USC								
<b>TOTALS</b>	<b>1-2</b>	<b>3-7</b>	<b>2-3</b>	<b>1-4</b>	<b>0-0</b>	<b>0-0</b>	<b>7-16</b>	<b>44%</b>	<b>TOTALS</b>	<b>5-8</b>	<b>1-4</b>	<b>2-4</b>	<b>0-0</b>	<b>0-0</b>	<b>0-2</b>	<b>8-18</b>	<b>44%</b>

**Notre Dame  
Big Plays**

**BIG PLAYS (35+ YARDS)**

Yards	Type	Player(s)	Opponent
54	Rush	Tarean Folston	Texas
40	PR	C.J. Sanders	Texas

**OPPONENT BIG PLAYS (35+ YARDS)**

Yards	Type	Player(s)	Opponent
72*	Pass	John Burt from Shane Bueschele	Texas
68	Pass	Jerrold Heard from Shane Bueschele	Texas

**EXPLOSIVE RUNNING PLAYS (15+ YARDS)**

Yards	Player(s)	Opponent
54	Tarean Folston	Texas
29*	DeShone Kizer	Texas

**OPPONENT EXPLOSIVE RUNNING PLAYS (15+ YARDS)**

Yards	Player(s)	Opponent
19*	D'Onta Foreman	Texas
15	D'Onta Foreman	Texas

**EXPLOSIVE PASSING PLAYS (20+ YARDS)**

Yards	Player(s)	Opponent
30*	Equanimeous St. Brown from DeShone Kizer	Texas
25*	C.J. Sanders from DeShone Kizer	Texas
24	C.J. Sanders from DeShone Kizer	Texas

**OPPONENT EXPLOSIVE PASSING PLAYS (20+ YARDS)**

Yards	Player(s)	Opponent
72*	John Burt from Shane Bueschele	Texas
68	Jerrold Heard from Shane Bueschele	Texas
21	Jake Oliver from Shane Bueschele	Texas
20	Jacorey Warrick from Shane Bueschele	Texas

**NOTRE DAME'S LONGEST PLAYS OF THE SEASON**

**Rushing:** 54, Tarean Folston at Texas (9.4)  
**Rushing Touchdown:** 29, DeShone Kizer at Texas (9.4)  
**Passing:** 30, Equanimeous St. Brown from DeShone Kizer at Texas (9.4)  
**Passing Touchdown:** 30, Equanimeous St. Brown from DeShone Kizer at Texas (9.4)  
**Punt Return:** 40, C.J. Sanders at Texas (9.4)  
**Kick Return:** 26, C.J. Sanders at Texas (9.4)  
**Interception Return:** 22, Shaun Crawford at Texas (9.4)  
**Fumble Return:** None  
**Punt:** 53, Tyler Newsome at Texas (9.4)  
**Field Goal:** 39, Justin Yoon at Texas (9.4)

**OPPONENTS' LONGEST PLAYS OF THE SEASON**

**Rushing:** 19, D'Onta Foreman; Texas (9.4)  
**Rushing Touchdown:** 19, D'Onta Foreman; Texas (9.4)  
**Passing:** 72, John Burt from Shaen Buechele; Texas (9.4)  
**Passing Touchdown:** 72, John Burt from Shaen Buechele; Texas (9.4)  
**Punt Return:** 20, Jacorey Warrick; Texas (9.4)  
**Kick Return:** 19, Kyle Porter; Texas (9.4)  
**Interception Return:** None  
**Fumble Return:** None  
**Punt:** 64, Michael Dickson; Texas (9.4)  
**Field Goal:** 25, Trent Dominigue; Texas (9.4)

**Notre Dame/Opponent  
Scoring Drives**

NOTRE DAME SCORING DRIVES						
Game	Qtr	Pts	Plays	Yds	TOP	How
Texas	1	7	6	78	2:32	St. Brown 13 pass from Kizer
Texas	2	7	7	75	3:29	St. Brown 30 pass from Kizer
Texas	3	7	4	61	1:28	Kizer 29 run
Texas	3	7	3	6	1:14	Hunter Jr. 5 pass from Kizer
Texas	4	7	7	46	2:48	Adams 17 pass from Kizer
Texas	OT	7	1	25	0:00	Sanders 25 pass from Kizer
Texas	OT	3	4	3	0:00	Yoon 39 field goal

OPPONENTS' SCORING DRIVES						
Game	Qtr	Pts	Plays	Yds	TOP	How
Texas	1	7	11	75	2:58	A. Foreman 19 pass from Bueschele
Texas	2	7	16	88	5:13	Bueschele 1 run
Texas	2	7	7	80	2:28	Swoopes 1 run
Texas	3	7	2	75	0:31	Burt 72 pass from Bueschele
Texas	3	3	8	54	3:01	Dominique 25 field goal
Texas	4	6	8	68	1:54	O. Foreman 19 run
Texas	OT	7	4	25	0:00	Swoopes 3 run
Texas	OT	6	5	25	0:00	Swoopes 6 run



**The Automated ScoreBook**  
**Notre Dame Game Results (as of Sep 05, 2016)**  
**All games**

<b>Date</b>	<b>Opponent</b>		<b>Score</b>	<b>Overall</b>	<b>Conference</b>	<b>Time</b>	<b>Attend</b>
Sep 04, 2016	at Texas	Lo	47-50	0-1	0-0	4:00	102315

**The Automated ScoreBook**  
**Notre Dame Overall Team Statistics (as of Sep 05, 2016)**  
**All games**

<b>Team Statistics</b>	<b>ND</b>	<b>OPP</b>
SCORING	47	50
Points Per Game	47.0	50.0
Points Off Turnovers	14	0
FIRST DOWNS	22	26
Rushing	10	14
Passing	11	10
Penalty	1	2
RUSHING YARDAGE	206	237
Yards gained rushing	237	268
Yards lost rushing	31	31
Rushing Attempts	46	59
Average Per Rush	4.5	4.0
Average Per Game	206.0	237.0
TDs Rushing	1	5
PASSING YARDAGE	238	280
Comp-Att-Int	17-30-0	16-27-1
Average Per Pass	7.9	10.4
Average Per Catch	14.0	17.5
Average Per Game	238.0	280.0
TDs Passing	5	2
TOTAL OFFENSE	444	517
Total Plays	76	86
Average Per Play	5.8	6.0
Average Per Game	444.0	517.0
KICK RETURNS: #-Yards	5-95	2-29
PUNT RETURNS: #-Yards	2-51	3-30
INT RETURNS: #-Yards	1-22	0-0
KICK RETURN AVERAGE	19.0	14.5
PUNT RETURN AVERAGE	25.5	10.0
INT RETURN AVERAGE	22.0	0.0
FUMBLES-LOST	0-0	0-0
PENALTIES-Yards	8-64	11-104
Average Per Game	64.0	104.0
PUNTS-Yards	7-268	6-330
Average Per Punt	38.3	55.0
Net punt average	34.0	43.2
KICKOFFS-Yards	6-380	7-435
Average Per Kick	63.3	62.1
Net kick average	41.8	41.4
TIME OF POSSESSION/Game	32:42	27:18
3RD-DOWN Conversions	7/16	8/18
3rd-Down Pct	44%	44%
4TH-DOWN Conversions	0/0	2/2
4th-Down Pct	0%	100%
SACKS BY-Yards	0-0	3-19
MISC YARDS	0	1
TOUCHDOWNS SCORED	6	7
FIELD GOALS-ATTEMPTS	1-2	1-1
ON-SIDE KICKS	0-0	0-0
RED-ZONE SCORES	(4-5) 80%	(7-7) 100%
RED-ZONE TOUCHDOWNS	(3-5) 60%	(6-7) 86%
PAT-ATTEMPTS	(6-6) 100%	(5-6) 83%
ATTENDANCE	0	102315
Games/Avg Per Game	0/0	1/102315
Neutral Site Games		0/0

<b>Score by Quarters</b>	<b>1st</b>	<b>2nd</b>	<b>3rd</b>	<b>4th</b>	<b>OT</b>	<b>Total</b>
Notre Dame	7	7	14	9	10	47
Opponents	7	14	10	6	13	50

**The Automated ScoreBook**  
**Notre Dame Individual Season/Career Statistics (as of Sep 05, 2016)**  
**All games**

**SEASON**

**CAREER**

Rushing	gp	att	gain	loss	net	avg	td	lg	avg/g	gp	att	gain	loss	net	avg	td	lg	avg/g
FOLSTON, Tarean	1	18	96	8	88	4.9	0	54	88.0	27	284	1520	54	1466	5.2	9	54	54.3
KIZER, DeShone	1	13	85	8	77	5.9	1	29	77.0	14	147	759	162	597	4.1	11	79	42.6
ADAMS, Josh	1	11	45	2	43	3.9	0	10	43.0	14	128	914	36	878	6.9	6	98	62.7
ZAIRE, Malik	1	3	11	11	0	0.0	0	8	0.0	10	55	353	63	290	5.3	2	56	29.0
TEAM	1	1	0	2	-2	-2.0	0	0	-2.0									
Total	1	46	237	31	206	4.5	1	54	206.0									
Opponents	1	59	268	31	237	4.0	5	19	237.0									

Passing	gp	effic	comp-att-int	pct	yds	td	lg	avg/g	gp	effic	comp-att-int	pct	yds	td	lg	avg/g
KIZER, DeShone	1	206.50	15-24-0	62.5	215	5	30	215.0	14	153.79	226-359-10	63.0	3099	26	81	221.4
ZAIRE, Malik	1	78.64	2-5-0	40.0	23	0	15	23.0	10	157.16	49-80-0	61.2	717	5	66	71.7
HUNTER JR, Torii	1	0.00	0-1-0	0.0	0	0	0	0.0	24	98.50	1-4-0	25.0	35	0	35	1.5
Total	1	178.31	17-30-0	56.7	238	5	30	238.0								
Opponents	1	163.41	16-27-1	59.3	280	2	72	280.0								

Receiving	gp	no.	yds	avg	td	lg	avg/g	gp	no.	yds	avg	td	lg	avg/g
ST. BROWN, E.	1	5	75	15.0	2	30	75.0	8	6	83	13.8	2	30	10.4
HUNTER JR, Torii	1	4	37	9.2	1	19	37.0	24	39	465	11.9	4	40	19.4
SANDERS, C.J.	1	3	55	18.3	1	25	55.0	14	4	55	13.8	1	25	3.9
ADAMS, Josh	1	3	46	15.3	1	17	46.0	14	10	88	8.8	2	22	6.3
FOLSTON, Tarean	1	1	17	17.0	0	17	17.0	27	24	242	10.1	1	37	9.0
SMYTHE, Durham	1	1	8	8.0	0	8	8.0	17	5	33	6.6	1	8	1.9
Total	1	17	238	14.0	5	30	238.0							
Opponents	1	16	280	17.5	2	72	280.0							

Total Offense	g	plays	rush	pass	total	avg/g	g	plays	rush	pass	total	avg/g
KIZER, DeShone	1	37	77	215	292	292.0	14	506	597	3099	3696	264.0
FOLSTON, Tarean	1	18	88	0	88	88.0	27	284	1466	0	1466	54.3
ADAMS, Josh	1	11	43	0	43	43.0	14	128	878	0	878	62.7
ZAIRE, Malik	1	8	0	23	23	23.0	10	135	290	717	1007	100.7
TEAM	1	1	-2	0	-2	-2.0						
Total	1	76	206	238	444	444.0						
Opponents	1	86	237	280	517	517.0						

Scoring	td	fg	PAT						td	fg	kick	rush	rcv	pass	dxp	saf	pts
			kick	rush	rcv	pass	dxp	saf									
ST. BROWN, E.	2	-	-	-	-	-	-	-	2	-	-	-	-	-	-	-	12
YOON, Justin	-	1-2	6-6	-	-	-	-	-	-	16-19	56-58	-	-	-	-	-	104
KIZER, DeShone	1	-	-	-	-	-	-	-	11	-	-	0-2	-	1-4	-	-	66
SANDERS, C.J.	1	-	-	-	-	-	-	-	3	-	-	-	-	-	-	-	18
HUNTER JR, Torii	1	-	-	-	-	-	-	-	4	-	-	-	1	-	-	-	26
ADAMS, Josh	1	-	-	-	-	-	-	-	8	-	-	-	-	-	-	-	48
CRAWFORD, Shaun	-	-	-	-	-	-	-	1	-	-	-	-	-	-	1	-	2
Total	6	1-2	6-6	-	-	-	-	1	-	-	-	-	-	-	-	-	47
Opponents	7	1-1	5-6	-	-	-	-	-	-	-	-	-	-	-	-	-	50

Punt Returns	no.	yds	avg	td	lg	no.	yds	avg	td	lg
SANDERS, C.J.	2	51	25.5	0	40	27	233	8.6	1	50
Total	2	51	25.5	0	40					
Opponents	3	30	10.0	0	20					

Kick Returns	no.	yds	avg	td	lg	no.	yds	avg	td	lg
SANDERS, C.J.	4	75	18.8	0	26	32	715	22.3	1	93
WILLIAMS, Dexter	1	20	20.0	0	20	2	40	20.0	0	20
Total	5	95	19.0	0	26					
Opponents	2	29	14.5	0	19					

Interceptions	no.	yds	avg	td	lg	no.	yds	avg	td	lg
CRAWFORD, Shaun	1	22	22.0	0	22	1	22	22.0	0	22
Total	1	22	22.0	0	22					
Opponents	0	0	0.0	0	0					



**The Automated ScoreBook**  
**Notre Dame Game Superlatives (as of Sep 05, 2016)**  
**All games**

**INDIVIDUAL GAME HIGHS**

Rushes	18	FOLSTON, Tarean at Texas (Sep 04, 2016)
Yards Rushing	88	FOLSTON, Tarean at Texas (Sep 04, 2016)
TD Rushes	1	KIZER, DeShone at Texas (Sep 04, 2016)
Long Rush	54	FOLSTON, Tarean at Texas (Sep 04, 2016)
Pass attempts	24	KIZER, DeShone at Texas (Sep 04, 2016)
Pass completions	15	KIZER, DeShone at Texas (Sep 04, 2016)
Yards Passing	215	KIZER, DeShone at Texas (Sep 04, 2016)
TD Passes	5	KIZER, DeShone at Texas (Sep 04, 2016)
Long Pass	30	KIZER, DeShone at Texas (Sep 04, 2016)
Receptions	5	ST. BROWN, E. at Texas (Sep 04, 2016)
Yards Receiving	75	ST. BROWN, E. at Texas (Sep 04, 2016)
TD Receptions	2	ST. BROWN, E. at Texas (Sep 04, 2016)
Long Reception	30	ST. BROWN, E. at Texas (Sep 04, 2016)
Field Goals	1	YOON, Justin at Texas (Sep 04, 2016)
Long Field Goal	39	YOON, Justin at Texas (Sep 04, 2016)
Punts	7	NEWSOME, Tyler at Texas (Sep 04, 2016)
Punting Avg	38.3	NEWSOME, Tyler at Texas (Sep 04, 2016)
Long Punt	53	NEWSOME, Tyler at Texas (Sep 04, 2016)
Punts inside 20	2	NEWSOME, Tyler at Texas (Sep 04, 2016)
Long Punt Return	40	SANDERS, C.J. at Texas (Sep 04, 2016)
Long Kickoff Return	26	SANDERS, C.J. at Texas (Sep 04, 2016)
Tackles	13	MORGAN, Nyles at Texas (Sep 04, 2016)
Tackles For Loss	2.5	ROCHELL, Isaac at Texas (Sep 04, 2016)
Interceptions	1	CRAWFORD, Shaun at Texas (Sep 04, 2016)

**The Automated ScoreBook**  
**Notre Dame Game Superlatives (as of Sep 05, 2016)**  
**All games**

**TEAM GAME HIGHS**

Rushes	46	at Texas (Sep 04, 2016)
Yards Rushing	206	at Texas (Sep 04, 2016)
Yards Per Rush	4.5	at Texas (Sep 04, 2016)
TD Rushes	1	at Texas (Sep 04, 2016)
Pass attempts	30	at Texas (Sep 04, 2016)
Pass completions	17	at Texas (Sep 04, 2016)
Yards Passing	238	at Texas (Sep 04, 2016)
Yards Per Pass	7.9	at Texas (Sep 04, 2016)
TD Passes	5	at Texas (Sep 04, 2016)
Total Plays	76	at Texas (Sep 04, 2016)
Total Offense	444	at Texas (Sep 04, 2016)
Yards Per Play	5.8	at Texas (Sep 04, 2016)
Points	47	at Texas (Sep 04, 2016)
First Downs	22	at Texas (Sep 04, 2016)
Penalties	8	at Texas (Sep 04, 2016)
Penalty Yards	64	at Texas (Sep 04, 2016)
Interceptions By	1	at Texas (Sep 04, 2016)
Punts	7	at Texas (Sep 04, 2016)
Punting Avg	38.3	at Texas (Sep 04, 2016)
Long Punt	53	at Texas (Sep 04, 2016)
Punts inside 20	2	at Texas (Sep 04, 2016)
Long Punt Return	40	at Texas (Sep 04, 2016)

**The Automated ScoreBook**  
**Notre Dame Game Superlatives (as of Sep 05, 2016)**  
**All games**

**OPPONENT INDIVIDUAL GAME HIGHS**

Rushes	24	Foreman, D'Onta, at Texas (Sep 04, 2016)
Yards Rushing	131	Foreman, D'Onta, at Texas (Sep 04, 2016)
TD Rushes	3	Swoopes, Tyrone, at Texas (Sep 04, 2016)
Long Rush	19	Foreman, D'Onta, at Texas (Sep 04, 2016)
Pass attempts	26	Buechele, Shane, at Texas (Sep 04, 2016)
Pass completions	16	Buechele, Shane, at Texas (Sep 04, 2016)
Yards Passing	280	Buechele, Shane, at Texas (Sep 04, 2016)
TD Passes	2	Buechele, Shane, at Texas (Sep 04, 2016)
Long Pass	72	Buechele, Shane, at Texas (Sep 04, 2016)
Receptions	6	Burt, John, at Texas (Sep 04, 2016)
Yards Receiving	111	Burt, John, at Texas (Sep 04, 2016)
TD Receptions	1	Burt, John, at Texas (Sep 04, 2016)
	1	Foreman, Armant, at Texas (Sep 04, 2016)
Long Reception	72	Burt, John, at Texas (Sep 04, 2016)
Field Goals	1	Domingue, Trent, at Texas (Sep 04, 2016)
Long Field Goal	25	Domingue, Trent, at Texas (Sep 04, 2016)
Punts	6	Dickson, Michae, at Texas (Sep 04, 2016)
Punting Avg	55.0	Dickson, Michae, at Texas (Sep 04, 2016)
Long Punt	64	Dickson, Michae, at Texas (Sep 04, 2016)
Punts inside 20	1	Dickson, Michae, at Texas (Sep 04, 2016)
Long Punt Return	20	Warrick, Jacore, at Texas (Sep 04, 2016)
Long Kickoff Return	19	Porter, Kyle, at Texas (Sep 04, 2016)
Tackles	8	Nelson, Chris, at Texas (Sep 04, 2016)
Sacks	1.0	Locke III, P.J., at Texas (Sep 04, 2016)
	1.0	Vaccaro, Kevin, at Texas (Sep 04, 2016)
	1.0	Jefferson, Mali, at Texas (Sep 04, 2016)
Tackles For Loss	1.5	Nelson, Chris, at Texas (Sep 04, 2016)

**The Automated ScoreBook**  
**Notre Dame Game Superlatives (as of Sep 05, 2016)**  
**All games**

**OPPONENT TEAM GAME HIGHS**

Rushes	59	at Texas (Sep 04, 2016)
Yards Rushing	237	at Texas (Sep 04, 2016)
Yards Per Rush	4.0	at Texas (Sep 04, 2016)
TD Rushes	5	at Texas (Sep 04, 2016)
Pass attempts	27	at Texas (Sep 04, 2016)
Pass completions	16	at Texas (Sep 04, 2016)
Yards Passing	280	at Texas (Sep 04, 2016)
Yards Per Pass	10.4	at Texas (Sep 04, 2016)
TD Passes	2	at Texas (Sep 04, 2016)
Total Plays	86	at Texas (Sep 04, 2016)
Total Offense	517	at Texas (Sep 04, 2016)
Yards Per Play	6.0	at Texas (Sep 04, 2016)
Points	50	at Texas (Sep 04, 2016)
Sacks By	3	at Texas (Sep 04, 2016)
First Downs	26	at Texas (Sep 04, 2016)
Penalties	11	at Texas (Sep 04, 2016)
Penalty Yards	104	at Texas (Sep 04, 2016)
Turnovers	1	at Texas (Sep 04, 2016)
Punts	6	at Texas (Sep 04, 2016)
Punting Avg	55.0	at Texas (Sep 04, 2016)
Long Punt	64	at Texas (Sep 04, 2016)
Punts inside 20	1	at Texas (Sep 04, 2016)
Long Punt Return	20	at Texas (Sep 04, 2016)



**The Automated ScoreBook**  
**Notre Dame Team Game-by-Game (as of Sep 05, 2016)**  
**All games**

TEAM STATISTICS

Date	Opponent	Rushing				Receiving				Passing				Kick Returns				Punt Returns				tot off
		no.	yds	td	lg	no.	yds	td	lg	cmp-att-int	yds	td	lg	no.	yds	td	lg	no.	yds	td	lg	
Sep 04	at Texas	46	206	1	54	17	238	5	30	17-30-0	238	5	30	5	95	0	26	2	51	0	40	444
Opponents		59	237	5	19	16	280	2	72	16-27-1	280	2	72	2	29	0	19	3	30	0	20	517

Games played: 1  
 Avg per rush: 4.5  
 Avg per catch: 14.0  
 Pass efficiency: 178.31  
 Kick ret avg: 19.0  
 Punt ret avg: 25.5  
 All purpose avg/game: 612.0  
 Total offense avg/gm: 444.0

Date	Opponent	Tackles				Sacks	Fumble		Pass Defense			blkd	PAT Attempts			off		
		ua	a	total	tfl-yds	no-yds	ff	fr-yds	int-yds	qbh	brup	kick	kick	rush	rcv	saf	t/o	pts
Sep 04	at Texas	54	28	82	5.0-6	0.0-0	0	0-0	1-22	1	1	1	6-6	0	0	0	14	47
Opponents		54	16	70	6.0-29	3.0-19	0	0-0	0-0	2	4	1	5-6	0	0	0	0	50

Date	Opponent	Punting							Field Goals			Kickoffs						
		no.	yds	avg	long	blkd	tb	fc	50+	i20	md-att	long	blkd	no.	yds	avg	tb	ob
Sep 04	at Texas	7	268	38.3	53	0	0	1	1	2	1-2	39	1	6	380	63.3	4	0
Opponents		6	330	55.0	64	0	1	2	5	1	1-1	25	0	7	435	62.1	2	0

**The Automated ScoreBook**  
**Notre Dame Opponent Game-by-Game (as of Sep 05, 2016)**  
**All games**

OPPONENT STATISTICS

Date	Opponent	Rushing				Receiving				Passing				Kick Returns				Punt Returns				tot off
		no.	yds	td	lg	no.	yds	td	lg	cmp-att-int	yds	td	lg	no.	yds	td	lg	no.	yds	td	lg	
Sep 04	at Texas	59	237	5	19	16	280	2	72	16-27-1	280	2	72	2	29	0	19	3	30	0	20	517
		59	237	5	19	16	280	2	72	16-27-1	280	2	72	2	29	0	19	3	30	0	20	517
	Notre Dame	46	206	1	54	17	238	5	30	17-30-0	238	5	30	5	95	0	26	2	51	0	40	444

Games played: 1  
 Avg per rush: 4.0  
 Avg per catch: 17.5  
 Pass efficiency: 163.41  
 Kick ret avg: 14.5  
 Punt ret avg: 10.0  
 All purpose avg/game: 576.0  
 Total offense avg/gm: 517.0

Date	Opponent	Tackles				Sacks	Fumble		Pass Defense			blkd	PAT Attempts			off			
		ua	a	total	tfl-yds	no-yds	ff	fr-yds	int-yds	qbh	brup	kick	kick	rush	rcv	saf	t/o	pts	
Sep 04	at Texas	54	16	70	6.0-29	3.0-19	0	0-0	0-0	2	4	1	5-6	0	0	0	0	0	50
		54	16	70	6.0-29	3.0-19	0	0-0	0-0	2	4	1	5-6	0	0	0	0	0	50
	Notre Dame	54	28	82	5.0-6	0.0-0	0	0-0	1-22	1	1	1	6-6	0	0	0	14	47	

Date	Opponent	Punting							Field Goals			Kickoffs						
		no.	yds	avg	long	blkd	tb	fc	50+	i20	md-att	long	blkd	no.	yds	avg	tb	ob
Sep 04	at Texas	6	330	55.0	64	0	1	2	5	1	1-1	25	0	7	435	62.1	2	0
		6	330	55.0	64	0	1	2	5	1	1-1	25	0	7	435	62.1	2	0
	Notre Dame	7	268	38.3	53	0	0	1	1	2	1-2	39	1	6	380	63.3	4	0

**The Automated ScoreBook**  
**Notre Dame Team Game-by-Game Comparison (as of Sep 05, 2016)**  
**All games**

Opponent	Score	Total	First Downs			Rushing Number-Yards	Passing		Total Offense Plays-Yards	Return Yards	Turn- Overs
			Rush	Pass	Pen		Comp-Att-Int	Yards			
Texas	47 - 50	22 / 26	10 / 14	11 / 10	1 / 2	46-206 / 59-237	17-30-0 / 16-27-1	238 / 280	76-444 / 86-517	168 / 59	0 / 1
Totals	47 - 50	22 / 26	10 / 14	11 / 10	1 / 2	46-206 / 59-237	17-30-0 / 16-27-1	238 / 280	76-444 / 86-517	168 / 59	0 / 1

Opponent	3rd Down Conversions	4th Down Conversions	Time of Possession	TOP Margin	Avg Yds/Rush	Avg Yds/Pass	Avg Yds/Play	Punting Number-Avg	Penalties Number-Yards	Sacks
Texas	7-16 / 8-18	0-0 / 2-2	32:42 / 27:18	5:24	4.5 / 4.0	7.9 / 10.4	5.8 / 6.0	7-38.3 / 6-55.0	8-64 / 11-104	0 / 3
Totals	7-16 / 8-18	0-0 / 2-2	32:42 / 27:18	5:24	4.5 / 4.0	7.9 / 10.4	5.8 / 6.0	7-38.3 / 6-55.0	8-64 / 11-104	0 / 3

Note: Game totals are displayed in the format TEAM/OPPONENT for each category

**The Automated ScoreBook**  
**Notre Dame Red-Zone Results (as of Sep 05, 2016)**  
**All games**

Notre Dame Inside Opponent Red-Zone

Date	Opponent	Score	Times In RZ	Times Scored	Total Pts	TDs	Rush TDs	Pass TDs	FGs Made	Failed to score inside RZ						
										FGA	Down	Int	Fumb	Half	Game	
Sep 04, 2016	at Texas	L 47-50	5	4	24	3	0	3	1	1	0	0	0	0	0	0
Totals			5	4	24	3	0	3	1	1	0	0	0	0	0	0

4 of 5 (80.0%)

Opponents Inside Notre Dame Red-Zone

Date	Opponent	Score	Times In RZ	Times Scored	Total Pts	TDs	Rush TDs	Pass TDs	FGs Made	Failed to score inside RZ						
										FGA	Down	Int	Fumb	Half	Game	
Sep 04, 2016	at Texas	L 47-50	7	7	43	6	5	1	1	0	0	0	0	0	0	0
Totals			7	7	43	6	5	1	1	0	0	0	0	0	0	0

7 of 7 (100.0%)

**The Automated ScoreBook**  
**Notre Dame By-Quarter Statistics (as of Sep 05, 2016)**  
**All games**

3rd-Down Conversions

Date	Opponent	Score	Overall	1st Qtr	2nd Qtr	3rd Qtr	4th Qtr	Overtime
Sep 04, 2016	at Texas	L 47-50	7-16 43.8	2-4 50.0	2-4 50.0	1-3 33.3	2-4 50.0	0-1 0.0
	Notre Dame		7-16 43.8	2-4 50.0	2-4 50.0	1-3 33.3	2-4 50.0	0-1 0.0
	Opponents		8-18 44.4	1-4 25.0	4-5 80.0	0-3 0.0	1-4 25.0	2-2 100.0

4th-Down Conversions

Date	Opponent	Score	Overall	1st Qtr	2nd Qtr	3rd Qtr	4th Qtr	Overtime
Sep 04, 2016	at Texas	L 47-50	0-0 0.0	0-0 0.0	0-0 0.0	0-0 0.0	0-0 0.0	0-0 0.0
	Notre Dame		0-0 0.0	0-0 0.0	0-0 0.0	0-0 0.0	0-0 0.0	0-0 0.0
	Opponents		2-2 100.0	1-1 100.0	1-1 100.0	0-0 0.0	0-0 0.0	0-0 0.0

Time of Possession

Date	Opponent	Score	Overall	1st Qtr	2nd Qtr	3rd Qtr	4th Qtr	Overtime
Sep 04, 2016	at Texas	L 47-50	32:42	9:35	6:47	8:34	7:46	0:00
	Notre Dame	Total	32:42	9:35	6:47	8:34	7:46	0:00
		Avg.	32:42	9:35	6:47	8:34	7:46	0:00
	Opponents	Total	27:18	5:25	8:13	6:26	7:14	0:00
		Avg.	27:18	5:25	8:13	6:26	7:14	0:00

**The Automated ScoreBook**  
**Notre Dame Games Played (as of Sep 05, 2016)**  
**All games**

##	PLAYER	GP-GS	UT
33	ADAMS, Josh	1/-	XXX
30	BARAJAS	1/-	XXX
71	BARS	1/1	START
22	BILAL	1/-	XXX
70	BIVIN	1/-	XXX
55	BONNER	1/-	XXX
81	BOYKIN	1/-	XXX
11	BRENT	1/-	XXX
6	ST. BROWN	1/1	START
75	CAGE	1/1	START
43	CHERESON	1/-	XXX
83	CLAYPOOL	1/-	XXX
24	COLEMAN	1/1	START
4	CONEY	1/-	XXX
20	CRAWFORD	1/1	START
61	DALY	1/-	XXX
21	ELLIOTT	1/-	XXX
28	FERTITTA	1/-	XXX
25	FOLSTON	1/1	START
7B	HARRELL	1/-	XXX
9A	HAYES, Daelin	1/-	XXX
15	HOLMES	1/1	START
16	HUNTER, T.	1/1	START
94	JONES, J.	1/-	XXX
14	KIZER	1/1	START
27	LOVE	1/-	XXX
13	LUATUA	1/-	XXX
36	LUKE	1/1	START
48	MARTINI	1/1	START
89	MATUSKA	1/-	XXX
68	McGLINCHEY	1/1	START
62	McGOVERN	1/1	START
5	MORGAN, Nyles	1/1	START
53	MUSTIPHER	1/1	START
56	NELSON	1/1	START
85	NEWSOME	1/-	XXX
42	OKWARA, J.	1/-	XXX
17	ONWUALU	1/1	START
31	PERRY	1/-	XXX
18	PRIDE	1/-	XXX
90	ROCHELL	1/1	START
3	SANDERS	1/-	XXX
8	SEBASTIAN	1/1	START
80	SMYTHE	1/1	START
29	STEPHERSON	1/-	XXX
1B	STUDSTILL	1/-	XXX
99	TILLERY	1/1	START

The Automated ScoreBook  
Notre Dame Games Played (as of Sep 05, 2016)  
All games

##	PLAYER	GP-GS	UT
23	TRANQUILL	1/1	START
98	TRUMBETTI	1/-	XXX
4A	VANGORDER	1/-	XXX
82	WEISHAR	1/-	XXX
26	WHITE	1/-	XXX
2	WILLIAMS, D.	1/-	XXX
7	WIMBUSH	1/-	XXX
19	YOON	1/-	XXX
9	ZAIRE	1/-	XXX

**The Automated ScoreBook**  
**Notre Dame All-Purpose Yards Game-by-Game (as of Sep 05, 2016)**  
**All games**

<u>ALL-PURPOSE YARDS</u>	<u>Total</u>	<u>UT</u>
SANDERS	181	181
FOLSTON	105	105
ADAMS, Josh	89	89
KIZER	77	77
ST. BROWN	75	75
HUNTER, T.	37	37
CRAWFORD	22	22
WILLIAMS, D.	20	20
SMYTHE	8	8
TEAM	-2	-2



**The Automated ScoreBook**  
**Notre Dame Passing Game-by-Game (as of Sep 05, 2016)**  
**All games**

<b>#14 KIZER</b>	<b>Comp</b>	<b>Att</b>	<b>Int</b>	<b>Pct</b>	<b>Yards</b>	<b>TD</b>	<b>Long</b>	<b>Sacked</b>	<b>Effic</b>
Texas	15	24	0	62.5	215	5	30	2-8	206.50
<b>TOTALS</b>	15	24	0	62.5	215	5	30	2-8	206.50

<b>#9 ZAIRE</b>	<b>Comp</b>	<b>Att</b>	<b>Int</b>	<b>Pct</b>	<b>Yards</b>	<b>TD</b>	<b>Long</b>	<b>Sacked</b>	<b>Effic</b>
Texas	2	5	0	40.0	23	0	15	1-11	78.64
<b>TOTALS</b>	2	5	0	40.0	23	0	15	1-11	78.64

<b>#16 HUNTER, T.</b>	<b>Comp</b>	<b>Att</b>	<b>Int</b>	<b>Pct</b>	<b>Yards</b>	<b>TD</b>	<b>Long</b>	<b>Sacked</b>	<b>Effic</b>
Texas	0	1	0	0.0	0	0	0	0-0	0.00
<b>TOTALS</b>	0	1	0	0.0	0	0	0	0-0	0.00

**The Automated ScoreBook**  
**Notre Dame Rushing/Receiving Game-by-Game (as of Sep 05, 2016)**  
**All games**

<b>RUSHING</b>	<b>No-Yds/TD</b>	<b>UT</b>
FOLSTON RB	18-88/0	18-88/0
KIZER QB	13-77/1	13-77/1
ADAMS, Josh RB	11-43/0	11-43/0
ZAIRE QB	3-0/0	3-0/0
TEAM	1--2/0	1--2/0

<b>RECEIVING</b>	<b>No-Yds/TD</b>	<b>UT</b>
ST. BROWN WR	5-75/2	5-75/2
SANDERS WR	3-55/1	3-55/1
ADAMS, Josh RB	3-46/1	3-46/1
HUNTER, T. WR	4-37/1	4-37/1
FOLSTON RB	1-17/0	1-17/0
SMYTHE TE	1-8/0	1-8/0

**The Automated ScoreBook**  
**Notre Dame Return Stats Game-by-Game (as of Sep 05, 2016)**  
**All games**

<u>PUNT RETURNS</u>	<u>No-Yds</u>	<u>UT</u>
SANDERS	2-51	2-51

<u>KICK RETURNS</u>	<u>No-Yds</u>	<u>UT</u>
SANDERS	4-75	4-75
WILLIAMS, D.	1-20	1-20

<u>INT. RETURNS</u>	<u>No-Yds</u>	<u>UT</u>
CRAWFORD	1-22	1-22

<u>FUMBLE RETURNS</u>	<u>No-Yds</u>	<u>UT</u>
-----------------------	---------------	-----------

**The Automated ScoreBook**  
**Notre Dame Total Tackles Game-by-Game (as of Sep 05, 2016)**  
**All games**

Total Tackles	UA-A	Total	UT
MORGAN, Nyles LB	9-4	13	9-4
ROCHELL DL	5-4	9	5-4
MARTINI LB	4-4	8	4-4
ONWUALU LB	3-5	8	3-5
SEBASTIAN DB	5-2	7	5-2
CRAWFORD DB	4-1	5	4-1
TRANQUILL DB	3-2	5	3-2
STUDSTILL DB	3-1	4	3-1
COLEMAN DB	4-0	4	4-0
TILLERY DL	1-3	4	1-3
CONEY LB	2-1	3	2-1
LOVE DB	2-1	3	2-1
TRUMBETTI DL	2-0	2	2-0
LUKE DB	2-0	2	2-0
CAGE DL	1-0	1	1-0
WHITE DB	1-0	1	1-0
ELLIOTT DB	1-0	1	1-0
ADAMS, Josh	1-0	1	1-0
BILAL LB	1-0	1	1-0

**The Automated ScoreBook**  
**Notre Dame Tackle For Loss Game-by-Game (as of Sep 05, 2016)**  
**All games**

<u>TACKLES FOR LOSS</u>	<u>UA-A</u>	<u>Total</u>	<u>UT</u>
ROCHELL DL	2-1	2.5	2.5-3
ONWUALU LB	0-2	1.0	1.0-2
LUKE DB	1-0	1.0	1.0-1
MARTINI LB	0-1	0.5	0.5-0

**The Automated ScoreBook**  
**Notre Dame Sacks Game-by-Game (as of Sep 05, 2016)**  
**All games**

<u>SACKS</u>	<u>UA-A</u>	<u>Total</u>	<u>UT</u>
--------------	-------------	--------------	-----------

**The Automated ScoreBook**  
**Notre Dame Fumbles Game-by-Game (as of Sep 05, 2016)**  
**All games**

FUMBLES                      No-Lost    UT

FUMBLES FORCED            Number    UT

FUMBLES RECOVERED        Number    UT