



Notre Dame

2007-08 Men's Basketball

2007-08 Schedule

NOVEMBER

2	ST. AMBROSE (IA) - Exhibition	W, 109-53
7	ST. EDWARD'S (TX) - Exhibition	W, 71-56
12	LONG ISLAND	W, 82-50

U.S. VIRGIN ISLANDS PARADISE JAM - University of Virgin Islands - 5th place

(UVI Sports and Fitness Center - Charlotte Amalie, St. Thomas)

16	Monmouth	W, 76-33
18	Baylor	L, 64-68
19	Georgia Tech	L, 69-70
24	YOUNGSTOWN STATE	W, 87-57
26	COLGATE	W, 94-63

DECEMBER

1	EASTERN MICHIGAN	W, 76-65
4	Kansas State! (ESPN)	W, 68-59
8	NORTHERN ILLINOIS	W, 108-62
22	SAN FRANCISCO	W, 84-78
29	BROWN	W, 87-54
31	NORTH FLORIDA	W, 77-58

JANUARY

3	WEST VIRGINIA* (ESPN2)	W, 69-56
5	CONNECTICUT* (ESPN)	W, 73-67
12	at Marquette (15/16)*	L, 66-92
15	CINCINNATI* (ESPNU)	W, 91-74
19	at Georgetown (5/6)*	L, 65-84
26	at Villanova (T18/18)*	W, 90-80
31	PROVIDENCE* (ESPN2)	W, 81-74 (OT)

FEBRUARY

2	DEPAUL* (ESPNC)	W, 89-80
6	(22/21) at Seton Hall*	W, 95-69
9	(22/21) MARQUETTE (16/16)* (ESPN)	W, 86-83
13	(20/18) at Connecticut (17/17)* (ESPNU)	L, 78-84
17	(20/18) at Rutgers*	W, 71-68
21	(21/21) PITTSBURGH* (ESPN)	W, 82-70
24	SYRACUSE* (CBS)	2:00 p.m. (EST)
28	at Louisville* (ESPN)	7:00 p.m. (EST)

MARCH

2	at DePaul*	1:00 p.m. (EST)
5	ST. JOHN'S*	7:30 p.m. (EST)
8	at USF* (ESPN360)	7:00 p.m. (EST)
12-15	BIG EAST Championship	Madison Square Garden (New York, NY)
20-23	NCAA Championship - First and Second Rounds	
27-30	NCAA Championship - Regionals	

APRIL

5	NCAA Final Four - Semifinals	Alamo Dome (San Antonio, TX)
7	NCAA Championship - Final	

! - Jimmy V Classic (Madison Square Garden)

* - BIG EAST Conference game

() - indicates Associated Press and ESPN/USA Today poll rankings at time of game

(21/21) Notre Dame (20-5, 10-3 BIG EAST)

vs.

Syracuse (17-10, 7-7 BIG EAST)

Sunday, February 24, 2008 • 2:00 p.m. (EST)
Joyce Center (11,418) • Notre Dame, Ind.

MEDIA INFORMATION

Television: CBS Sports: Craig Bolerjack (play-by-play analyst), Bob Wenzel (color analyst).

Radio: Jack Nolan (play-by-play analyst)
LaPhonso Ellis (color analyst)

Notre Dame Sports Properties originates the Notre Dame Radio Network which includes: WLS 890 AM in Chicago, Ill. (Chicagoland area and Midwest); WZOW 97.7 FM and 102.3 FM in South Bend, Ind.; ESPN 950 AM in Indianapolis, Ind.; WLYV 1450 AM in Fort Wayne, Ind. and Northeast, Ind.; WLUV 96.7 AM in Rockford and DeKalb, Ill., and Beloit and Janesville, Wis.; WLUV 1520 AM in Rockford and DeKalb, Ill., and Beloit and Janesville, Wis.; WEFM 95.9 FM in Michigan City and Gary, Ind.; ESPN (WRSW) 1480 AM in Warsaw, Ind.; WAMW 107.9 FM and 1580 AM in Washington, Ind., Sirius Satellite Radio Channel 159 and www.und.com.

Real-Time Stats: Live in-game statistics are available for all home games, via the Notre Dame athletic website (www.und.com).

Notre Dame vs. Syracuse

• Notre Dame puts its 35-game Joyce Center win streak on the line when the Irish play host to Syracuse in the first and only regular-season meeting between the two teams. The contest concludes a two-game homestand for the Irish after they extended their BIG EAST home win streak to 16 consecutive games (tied for second all-time).

• Notre Dame beat the Orange twice last season. The Irish earned a 103-91 victory at the Carrier Dome on January 30, 2007 to snap a three-game losing streak to Syracuse and then beat the Orange 89-83 in the quarterfinals of the BIG EAST Tournament. A win today would give Notre Dame its first three-game win streak over Syracuse since 1932-42 when the Irish owned a seven-game win streak.

• The Orange lead the all-time series 21-17 and are 10-3 overall in their 13 appearances at the Joyce Center. Irish head coach Mike Brey is 4-9 all-time against Syracuse and has only been victorious once against the Orange at the Joyce Center during his tenure. Brey's only win at the Joyce Center versus Syracuse was during his first season when the Irish earned a 74-60 victory. Since that victory, Notre Dame has dropped five straight to the Orange at the Joyce Center. Syracuse last played at Notre Dame on January 11, 2006 and came away with an 88-82 victory.

• Notre Dame is ranked for the third consecutive week after making its debut two weeks ago at 22nd in the Associated Press and 21st in the ESPN/USA Today rankings. After finishing last week with a 1-1, the Irish dropped from 20th to 21st in the AP ranking and from 18th to 21st in the ESPN/USA Today poll.

• The Irish have won 18 of their last 21 games and are off to an 20-5 start through 25 contests of the season which also matches the best start by an Irish team under head coach Mike Brey. Brey's 2002-03 squad was 20-5 following its 25th game of the season and 21-5 before suffering its sixth loss of the season in its 27th contest.





Associated Press
(Poll 16)

1. Memphis
2. Tennessee
3. North Carolina
4. Kansas
5. Duke
6. UCLA
7. Texas
8. Butler
9. Stanford
10. Xavier
11. Wisconsin
- 12. Georgetown**
- 13. Connecticut**
14. Purdue
15. Indiana
16. Drake
17. Washington State
- 18. Louisville**
19. Michigan State
20. Vanderbilt
- 21. Notre Dame**
22. Texas A&M
23. St. Mary's
24. Kansas State
- 25. Marquette**

ESPN/USA Today
(Poll 16)

1. Memphis
2. Tennessee
3. North Carolina
4. Duke
5. Kansas
6. UCLA
7. Texas
8. Butler
9. Stanford
10. Wisconsin
- 11. Georgetown**
12. Xavier
- 13. Connecticut**
14. Indiana
15. Purdue
16. Vanerbilt
17. Michigan State
18. Drake
19. Washington State
20. Saint Mary's
- 21. Notre Dame**
22. Texas A&M
- 23. Louisville**
- 24. Marquette**
25. Kanas State

*bold indicates 2007-08 opponents

• Notre Dame's 10-3 start in BIG EAST play matches the best start ever by an Irish team in league play. The 2000-01 Irish squad went 10-3 through the first 13 contests en route to winning the BIG EAST West Division title (with an 11-5 record) and were 11-3 (after 14 games) before suffering their fourth loss of the season in the 15th conference game.

• Notre Dame's reached the 10-win mark in BIG EAST play for the fifth time in eight seasons under head coach Mike Brey. A win against Syracuse would equal the school mark of 11 set by the 2000-01 and 2006-07 Irish squads. Both of those squads finished with identical 11-5 marks in BIG EAST play.

• Notre Dame's 82-70 victory on Thursday night gave head coach Mike Brey his fifth 20-win season in eight campaigns. Brey became only the second coach in school history to register five 20-win campaign in his first eight seasons. Digger Phelps was the only other coach to post five 20-win campaigns in his first eight year of his 20-year tenure at Notre Dame.

• Notre Dame's victory over Marquette extended its school-record Joyce Center win streak to 35 games that includes 16 straight versus BIG EAST foes. The Irish finished with a perfect 8-0 record at home during the 2006-07 campaign during league play.

• Notre Dame's 16 consecutive wins at home versus conference foes is the longest for an Irish team since becoming a league member in 1995-96 and matches the second-longest in league history.

• After tying the school record of 24 straight victories against Eastern Michigan on December 1, the Irish broke the 30-plus year record with its win over Northern Illinois on December 8. The Irish have not lost at the Joyce Center since February 25, 2006 with an 80-72 setback to Marquette.

Back In The Polls

• Notre Dame made its inaugural appearance this season in the top 25 last week as the Irish debuted at 22nd in the Associated Press ranking and 21st in the ESPN/USA Today poll. Coach Mike Brey's squad appeared for the first time in the polls last season in the sixth week (second week of December) following back-to-back wins over Maryland and Alabama that pushed the Irish record to 7-1 in the campaign.

TONIGHT'S PROBABLE STARTING LINEUP

2007-08 Statistics

No.	Player	Pos	Ht.	Wt.	Yr.	PPG.	RPG	Notes
31	Rob Kurz	F	6-9	232	Sr.	12.3	7.9	Registered 8th double-double with 11 pts. and career-high 14 rebs. vs. Rutgers
33	Zach Hillesland	F	6-9	233	Jr.	5.6	5.1	Has started last eight games in which ND is 7-1
44	Luke Harangody	F	6-8	251	Jr.	20.3	10.4	Has recorded a double-double in 10 of 13 BIG EAST games
2	Tory Jackson	G	5-11	193	So.	8.4	5.3	Recorded straight double-double with 16 pts. and career-high 13 rebs. vs. Pittsburgh
23	Kyle McAlarney	G	6-0	196	Jr.	15.1	1.9	Has scored in double figures in 18 of 25 games

OFF THE BENCH

2007-08 Statistics

No.	Player	Pos	Ht.	Wt.	Yr.	PPG.	RPG	Notes
1	Tyrone Nash	G	6-8	220	Fr.	1.3	1.8	Has played in 11 games
5	Tom Kopko	G	6-2	180	Fr.	1.3	0.5	First year walk-on
13	Ty Proffitt	G	6-4	206	Fr.	1.3	0.5	Missed the first four games with a groin injury
20	Jonathan Peoples	G	6-3	215	So.	3.9	1.8	Scored a career-high 12 points vs. Georgetown
21	Tim Abromaitis	F	6-8	224	Fr.	1.8	0.9	Career-high seven points vs. Northern Illinois
34	Carleton Scott	F	6-7	198	Fr.	--	--	Has not played in a game this season
40	Luke Zeller	F/C	6-10	239	Jr.	4.8	2.4	Has scored in double figures in three games
41	Tim Andree	F	6-8	210	So.	1.2	0.8	Second-year walk-on; Father Tim played basketball at ND (1979-83)
42	Ryan Ayers	G/F	6-8	210	Jr.	7.8	3.4	Fifth-leading scorer and has netted double figures in seven contests





2007-08 BIG EAST STANDINGS

(through games of Feb. 21)

	Overall Record	BIG EAST Record
Georgetown	21-4	11-3
Louisville	21-6	11-3
Connecticut	21-5	10-3
NOTRE DAME	19-5	9-3
Marquette	19-6	9-5
Cincinnati	13-12	8-5
Pittsburgh	19-7	7-6
West Virginia	18-8	7-6
Syracuse	17-10	7-7
Villanova	16-9	6-7
Seton Hall	15-11	5-8
DePaul	10-15	5-8
Providence	13-13	4-10
St. John's	10-15	4-10
USF	11-16	2-12
Rutgers	10-17	2-12

Players of the Week

- Nov. 19 - Sam Young (PU)
- Nov. 26 - Brian Laing (SHU)
- Dec. 3 - Draelon Burns (DU)
- Dec. 10 - Dominic James (MU)
- Dec. 17 - Joe Alexander (WVU)
- Dec. 24 - LeVance Fields (PU)
- Dec. 31 - Paul Harris (SU)
- Jan. 7 - Luke Harangody (ND)
- Jan. 14 - Deonta Vaughn (UC)
- Jan. 21 - Scottie Reynolds (VU)
- Jan. 28 - Kyle McAlarney (ND)
- Feb. 4 - Luke Harangody (ND)
- Feb. 11 - Jeff Adrien (UConn)
- Feb. 18 - A.J. Price (UConn)

Rookies of the Week

- Nov. 19 - Donte Green (SU)
- Nov. 26 - Donte Green (SU)
- Dec. 3 - Dominique Jones (USF)
- Dec. 10 - Dominique Jones (USF)
- Dec. 17 - DeJuan Blair (PU)
- Dec. 24 - DeJuan Blair (PU)
- Dec. 31 - Dar Tucker (DU)
- Jan. 7 - Donte Greene (SU)
- Jan. 14 - DeJuan Blair (PU)
- Jan. 21 - Jeremy Hazell (SHU)
- Jan. 28 - Mike Coburn (Rutgers)
- Feb. 4 - Donte Green (SU)
- Feb. 11 - Jonny Flynn (SU)
- Feb. 18 - Dominique Jones (USF)

Notre Dame Weekly Honor Roll Honorees

- Luke Harangody (Nov. 26, Dec. 10, Jan. 26, Feb. 11)
- Tory Jackson (Feb. 18)
- Kyle McAlarney (Dec. 3)
- Rob Kurz (Dec. 31)

Jackson Named To BIG EAST Weekly Honor Roll

• For the first time in his career, sophomore guard **Tory Jackson** was named to the BIG EAST Weekly Honor Roll after averaging 15.0 points, 8.5 rebounds, 7.0 assists, and 2-0 steals in Notre Dame's two contests. In Notre Dame's loss at Connecticut, he finished with 13 points and matched his career-high in addition to dishing off four assists and making two steals. In the win over Rutgers, he led all scorers with 17 points (a season-high) and dished off 10 assists for his second career double-double. He also grabbed eight rebounds and made two steals.

• Currently Jackson owns a season-best four-game double-figure scoring streak (his career best is five games) and has netted double figures in nine contests. **Over the last eight games, he is averaging 12.5 points, 6.6 rebounds, 6.9 assists and 2.4 steals.**

BIG EAST Win Streak

- Notre Dame's 16-game BIG EAST homecourt win streak is its longest since the Irish joined the conference in 1995-96 and matches the third-longest in conference history.
 - 20 - Pittsburgh (6 games in 2003-04, 8 games in 2002-03 and 6 games in 2001-02)
 - 16 - Georgetown (6 games in 1987-88, 8 games in 1988-89 and 2 games in 1989-90)
 - 16 - Notre Dame (1 game in 2005-06, 8 games in 2006-07 and 7 games in 2007-08)**

BIG EAST Turnaround

• Under head coach Mike Brey's tenure, Notre Dame has had only one losing season. That season was in 2005-06 when the Irish finished 6-10 after beginning the BIG EAST campaign with a 1-8 record. Since that 1-8 start, Notre Dame has gone 26-10 (.722) over the last 36 regular-season games.

Five 20-Win Seasons Under His Belt

• With the win over Pittsburgh on Thursday night, the Irish reached the 20-win mark for the fifth time in eight seasons and second consecutive year under head coach Mike Brey. Notre Dame's 20-win campaigns under Brey have been in 2000-01 (20-10), 2001-02 (22-11), 2002-03 (24-10) and 24-8 (2006-07). In the 103-year history of the program, Notre Dame teams have won 20 or more games on 32 occasions.

Harangody On Wooden and Naismith Top 30 Midseason Lists

• Sophomore forward **Luke Harangody** has been named to the John R. Wooden Award Top 30 Midseason list. The Wooden Award is presented annually to the nation's top basketball player. Harangody was not part of the Wooden or Naismith Preseason lists. Two other BIG EAST players — Roy Hibbert (Georgetown) and Sam Young (Pittsburgh) — also were selected to the top 30 list for both awards.

Success On And Off The Court

• The 2007 fall semester grades are in and the Irish once again achieved great success in the classroom with the team compiling an overall 3.135 grade point average for the semester which marked the sixth time in eight semesters that the Irish finished with a combined 3.00 or better. Nine of 14 players earned a 3.000 or better — **Tim Abromaitis (3.500), Tim Andree (3.479), Ryan Ayers (3.067), Luke Harangody (3.250), Zach Hillesland (3.654), Tory Jackson (3.333), Tom Kopko (3.733), Tyrone Nash (3.000) and Luke Zeller (3.500).**





**2007-08 Notre Dame
Men's Basketball Teleconferences**
10:00 a.m. (EST)
Phone Number: (317) 263-8800
Passcode: 401575

Tuesday, February 26, 2008
Tuesday, March 4, 2008

**2007-08 BIG EAST Teleconferences
Feb. 28**

11:00 a.m. Jay Wright (Villanova)
11:08 a.m. Mike Brey (Notre Dame)
11:16 a.m. Jerry Wainwright (DePaul)
11:24 a.m. John Thompson, III
(Georgetown)
11:32 a.m. Mick Cronin (Cincinnati)
11:40 a.m. Jamie Dixon (Cincinnati)
11:48 a.m. Jim Boeheim (Syracuse)
11:56 a.m. Fred Hill (Rutgers)

Series Record vs. Syracuse

• Today's game will be the 39th meeting between the two schools with Syracuse holding a 21-17 advantage. In BIG EAST regular-season play, the Orange have dominated the series 14-6 and have won two of the three meetings in BIG EAST tournament play. This will be the first visit by Syracuse to the Joyce Center in more than two years. In its last game at Notre Dame, the Orange earned an 88-82 victory on January 11, 2006. The Irish are just 1-5 against Syracuse under head coach Mike Brey.

Notre Dame In The Top 15 Of NCAA Statistics

• Notre Dame ranks in the top 15 of the NCAA statistics in two categories: assists (5th-18.8), rebounding margin (7th-8.4) and three-point field goal percentage (14th-40.2).

Zach Sparks Lineup Change

• Through the first 17 games prior to the Villanova game, Irish head coach Mike Brey had gone with the starting lineup of forwards **Rob Kurz** and **Luke Harangody** and guards **Ryan Ayers**, **Tory Jackson** and **Kyle McAlarney**. Against the Wildcats, **Zach Hillesland** replaced **Ayers** in the starting lineup and has stayed with that starting five since that game. Only two players, **Zach Hillesland** (one game vs. North Florida) and **Ty Proffitt** (five games vs. Long Island, Monmouth, Baylor, Georgia Tech and Rutgers) have missed games due to injury. Hillesland was held out of the North Florida contest with an ankle sprain, while Proffitt missed four games due to a groin injury suffered in practice and recently the Rutgers contest because of a sprained ankle.

• Since the starting lineup change, the Irish are 7-1 and averaging 84.0 points (672).

Now That's Something To Talk About

• Notre Dame's current record-setting 35-game home win streak spans three seasons — the final two games played during the 2005-06 campaign, the entire 2006-07 season and 15 games in 2007-08. Here's a look at the dominance of the Irish during its present win streak:

	<u>Notre Dame</u>	<u>Opponents</u>
FG Percentage	990-2079 (.476)	850-2160 (.394)
3-FG Percentage	305-781 (.391)	233-702 (.332)
Points/Avg.	2,942 (84.1 ppg.)	2,271 (64.9 ppg.)
Margin of Victory	+671 points (+19.1)	

Notes: Notre Dame has shot .500 or better in **14** of **35** games
Notre Dame opponents have shot .500 or better in **3** of **35** games
25 wins by 10-plus points
13 wins by 20-plus points
9 wins by 30-plus points
5 wins by 40-plus points
1 win by 50-plus points

* Notre Dame's 81-74 overtime against Providence was the first overtime game during the streak.

* Notre Dame trailed the Panthers by 11 (51-40) with 13:53 to play in the contest which marked the largest deficit at home for the Irish this season.

* The Irish have only trailed twice at home this season at halftime — Cincinnati (32-27) and Pittsburgh (35-30).

Where Charity Prevails

• Notre Dame owns a decisive advantage from the charity stripe over its opponents. The Irish have outscored their opponents 417-216 from the line in 25 games in 2007-08 and 236-120 against BIG EAST foes. Notre Dame is shooting 74.3 percent overall from





Notre Dame's Records in 2007-08 when ...

Played at the Joyce Center	15-0
Played on the road	3-3
Played at a neutral site	2-2
BIG EAST Conference record (all games)	10-3
Non-Conference record	10-2
Leading at halftime	18-3
Trailing at halftime	2-2
Tied at halftime	0-0
Playing an overtime game	1-0
Shoots .500 or better	7-0
Shoots .500 or less	13-5
Opponent shoots .500 or less	20-4
Shoots better than opponent	17-0
Shoots worse than opponent	3-5
Shoots same as opponent	0-0
Makes more free throws than opponent	17-3
Makes less free throws than opponent	2-2
Same number of free throws	1-0
Outrebounds opponents	18-3
Outrebounded by opponents	2-2
Same number of rebounds	0-0
Has more turnovers than opponent	8-2
Has fewer turnovers than opponent	10-2
Had same number of turnovers	2-1
Bench outscores opponent's bench	10-3
Outscored by opponent's bench	9-2
Bench points are the same	1-0
Plays a ranked opponent	2-3
Makes 10 or more three-pointers	6-0
No Notre Dame player fouls out	19-2
One Notre Dame player fouls out	1-3
Two or more Notre Dame players foul out	0-0
Wears White Uniforms	17-2
Wears Blue Uniforms	1-2
Wears Gold Uniforms	0-0
Wears Black Uniforms	2-1
Plays in an In-Season Tournament	1-2
Plays on Television	11-5
Plays in November	4-2
Plays in December	6-0
Plays in January	5-2
Plays in February	5-1
Plays in March	0-0
Plays in Day Games	5-2
Plays in Night Games	15-3
Plays on Sundays	1-1
Plays on Mondays	3-1
Plays on Tuesdays	2-0
Plays on Wednesdays	1-1
Plays on Thursdays	3-0
Plays on Fridays	1-0
Plays on Saturdays	9-2
Final Margin is 5 points or less	2-2
Final Margin is 6-10 points	6-1
Final Margin is 11-20 points	6-1
Final Margin is more than 20 points	6-1
Has a player score 20-plus points	13-4
Has a player score 30-plus points	3-1
Scores 59 points or less	0-0
Scores 60-69 points	2-4
Scores 70-79 points	5-1
Scoring 80-89 points	9-0
Scoring 90-plus points	4-0

the line (compared to 63.2 percent for opponents) and 77.1 (compared to 63.5 for opponents) in BIG EAST games. **In the win over Marquette, Notre Dame was 24-31 (.774), while Marquette was just 5-8 (.625). The Irish were a perfect 6-6 from the line in the final 26 seconds of the game. Against Pittsburgh, Notre Dame finished 18-20 from the charity stripe.**

Irish Show Overtime Resilience

• Notre Dame's win over Providence on January 31 marked its first overtime game since March 20, 2006 when the Irish dropped an 87-84 double-overtime decision at Michigan in the second round of the NIT. It also was the first overtime for the Irish after losing five straight overtime decisions (all during the 2005-06 campaign). Notre Dame's last overtime win prior to the Providence victory was a 93-92 victory against Georgetown at the Joyce Center on February 1, 2003 — nearly five years to the day.

Getting In A Second Half Gear

• For just the second time this season, Notre Dame trailed at the intermission (35-30) in its eventual 82-70 victory over Pittsburgh on Thursday night. The Irish outscored the Panthers 52-35 in the second half in their eventual 82-70 victory. In fact, Notre Dame erased an 11-point second half deficit (51-40) — its largest of the season — and outscored the Panthers 42-19 in the final 13:44 of the contest. The final 12-point margin of victory was the largest of the game for the Irish.

Irish Find Comfort Away From The Joyce Center

• After starting off the season 0-2 in its first two BIG EAST road games, Notre Dame has won three of its last four league road games. Notre Dame earned its first BIG EAST road win of the season on January 26 with its 90-80 victory over Villanova at the Wachovia Center. The Irish shot 50.9 percent from the field (27-53), 47.4 percent from three-point range (9-19) and 71.1 percent from the charity stripe (27-38).

• The Irish picked up their second road win of the season in as many games with its 95-69 win over the Pirates and was the largest margin of victory in a BIG EAST road game since an 89-62 (22 points) over St. John's on March 6, 2004.

• Notre Dame's third league road win was against Rutgers on Sunday as the Irish pulled out 71-68 win as head coach Mike Brey's squad won at the RAC for the second straight year.

• In its first two BIG EAST road losses to Marquette (92-66) and Georgetown (84-65), Notre Dame lost by a combined 45 points and shot just 36.1 percent from the field (43-119), 25.0 percent from beyond the arc (11-44) and 72.3 percent (34-47) from the free-throw line.

A Tale Of Two Halves

• The first and second halves for Notre Dame against Cincinnati in its 91-74 victory couldn't have been more different than night and day. In the first half, the Irish trailed 34-27 at the break (the first time they had trailed at home at halftime this season) after shooting only 24.0 percent from the field (6-25). In the second-half, the Irish outscored the Bearcats 64-40 as they shot 69.2 percent (18-26) from the field, 66.7 percent (6-9) from three-point range and 84.6 percent (22-26) from the free throw line.

• Luke Harangody scored 24 of his game-high 25 points in the second half. It was the largest scoring output by an Irish player in a half since Chris Thomas scored 27 of 39 points in the second half of a 77-66 victory over Saint Louis on March 22, 2004.

• The 64 points in the second half were the most points by an Irish team in a half of a regulation game under head coach Mike Brey.

• The six first-half field goals matched the fewest ever scored by an Irish team in a half under Brey.





Miscellaneous Irish Stats...

Career Games In Double Figures:

Luke Harangody	46
Rob Kurz	43
Kyle McAlarney	29
Tory Jackson	18
Zach Hillesland	9
Ryan Ayers	8
Luke Zeller	7
Jonathan Peoples	1

Career Games With 20-Plus Points:

Luke Harangody	17
Kyle McAlarney	7
Rob Kurz	5
Tory Jackson	2

Career Games With 10-Plus Rebounds:

Rob Kurz	23
Luke Harangody	22
Zach Hillesland	3
Tory Jackson	1

Career Games With 10-Plus Assists:

Tory Jackson	5
Kyle McAlarney	1

Career Double-Doubles:

Luke Harangody	21
Rob Kurz	18
Zach Hillesland	3
Tory Jackson	3

Number of Career Games ... Led Irish In

Rob Kurz

Scoring	11
Rebounds	29
Blocks	44
Steals	12
Assists	7

Luke Zeller

Rebounds	3
Blocks	11
Steals	2

Kyle McAlarney

Assists	22
Scoring	7
Steals	11

Ryan Ayers

Steals	7
Blocks	9
Rebounds	1

Zach Hillesland

Rebounds	5
Blocks	9
Steals	3
Assists	2

Luke Harangody

Scoring	19
Rebounds	21
Steals	9
Blocks	11
Steals	4

Tory Jackson

Scoring	1
Assists	38
Steals	34
Rebounds	2
Blocks	3

Jonathan Peoples

Steals	3
Assists	1
Blocks	1

Tyrone Nash

Steals	1
Blocks	1

Tim Abromaitis

Blocks	1
--------------	---

Valuing The Basketball

• In its back-to-back wins over Colgate and Eastern Michigan, Notre Dame committed just eight and nine turnovers, respectively, marking the only time this season that the Irish had fewer than 10 turnovers in back-to-back contests. In the Irish win over Brown on December 29, the Irish had seven turnovers, including just one in the first half. Two of the strengths of Notre Dame basketball teams under head coach Mike Brey have been distributing and taking care of the basketball. The Irish are averaging 18.5 assists per game and 13.3 turnovers for a 1.39 assists-to-turnover ratio. Notre Dame has dished off 20 or more assists in eight games this season. **The 24 turnovers committed by Notre Dame in the loss at Marquette were the most ever for an Irish team under head coach Mike Brey.**

Double The Pleasure

• **Luke Harangody** recorded a career-best sixth straight double-double against Connecticut on February 13 night when he scored a career-high 32 points and matched his career-high with 16 rebounds. He had that streak snapped against Rutgers when he finished with 10 points and eight rebounds.

• Harangody has 15 double-doubles on the season and 15 in the last 21 contests, including 10 of 13 BIG EAST games.

• **The last Irish player to register six consecutive double-doubles was Ryan Humphrey in 2001-02 when he ended his career a double-double in the final 11 games of his career.**

Where There's A Will There's A Way

• Tory Jackson had a rather slow start to the BIG EAST season, but over the last seven games, in which the Irish are 6-1, the sophomore guard is averaging 12.5 points, 6.6 rebounds, 6.9 assists and 2.4 steals.

• Jackson has recorded three double-doubles this season, including each of the last two games. He had one of the most unlikely double-doubles that any player under 6-0 could have when he scored 16 points and grabbed a career-high 13 rebounds in Thursday night's win over Pittsburgh. Jackson also had five assists, three steals and one blocked shots in 37 minutes without committing a turnover. He registered his second career double-double in the previous game versus Rutgers when he scored a season-high 17 points and dished off 10 assists.

Record-Setting Home Performance

• Notre Dame put an exclamation point on its record-setting 25th consecutive wins at the Joyce Center on December 8. In the 108-62 win over Northern Illinois, the 108 points were the most points scored by the Irish under head coach Mike Brey in a regulation game (ND scored 116 vs. Georgetown in a four overtime contest in 2002), while the 46-point margin of victory was the third-largest during the Brey era. In addition, Notre Dame shot a blistering 72.0 percent from the field in the first half which marked the best shooting performance by an Irish team in the first half under Brey. The Irish also owned a 52-27 advantage on the boards.

Tough Tory

• Tory Jackson suffered a cornea abrasion in his right eye late in the first half of Notre Dame's win over Connecticut on January 5. Jackson returned to play all 20 minutes of the second half and finished the game with 11 assists (matching a career-high), six points, seven rebounds and four steals. He hit two key free throws with 1:52 to play which gave the Irish a six-point lead.

McAlarney Shines On The Big Stage

• Staten Island native **Kyle McAlarney** made his return to New York City and Madison Square Garden a happy one on December 4 as he led his Irish to a 68-59 victory over Kansas State. McAlarney finished with 18 points in the contest on 6-13 shooting from the field (2-5 from three-point range). He scored 14 points in the second half, including nine straight in the





**Free-Throw Shooting in
Final Five Minutes and Overtime:**

Tim Andree	2-2 (1.000)
Tim Abromaitis	5-5 (1.000)
Ryan Ayers	9-11 (.818)
Luke Harangody	41-48 (.854)
Zach Hillesland	6-9 (.667)
Tory Jackson.....	12-22 (.545)
Rob Kurz.....	22-23 (.957)
Tom Kopko.....	0-1 (.000)
Kyle McAlarney.....	25-31 (.806)
Tyrone Nash	3-8 (.375)
Jonathan Peoples.....	7-8 (.875)
Ty Proffitt	0-0 (.000)
Carleton Scott.....	0-0 (.000)
Luke Zeller	1-3 (.333)
Total.....	123-160 (.769)
Opponents.....	55-84 (.655)

Irish On The Road Under Brey

	<u>Away</u>	<u>Neutral</u>	<u>Overall</u>
2007-08	3-3	2-2	5-5
2006-07	3-5	3-3	6-8
2005-06	4-7	0-2	4-9
2004-05	4-6	0-1	4-7
2003-04	6-5	2-1	8-6
2002-03	4-5	6-3	10-8
2001-02	8-4	5-3	13-7
2000-01	6-4	2-2	8-6
Totals	38-39	20-17	58-56
.....	(.494)	(.541)	(.509)

final 2:10 of the contest. McAlarney nailed a three-pointer with 1:30 to play and converted four key free throws down the stretch.

McAlarney Shines - Part II

• Kyle McAlarney netted a career-high 32 points in the win over Connecticut which was the first 30-plus performance of his career and the first time this season that an Irish player had topped the 30-point. He was 13-19 from the field and 6-7 from three-point range. Prior to McAlarney's performance, the last Notre Dame player to score 30-plus points in a game was Russell Carter (32 points in a 71-68 loss to St. John's at Madison Square Garden on January 23, 2007).

Unstoppable Luke

• **Luke Harangody** leads the Irish in scoring and rebounding averaging 20.5 points and 10.4 rebounds. He leads the team with 15 doubles and owns a 23-game double-figure scoring streak — the longest on the team and in his career. He has netted double figures in all but one game (Monmouth) and has finished with 10 or more rebounds in 15 contests. Harangody also tops the Irish with 14 games of 21 or more points.

Thirty Something

• **Kyle McAlarney** has scored 30-plus points in two of the first eight BIG EAST games. He had a career-high 32 points in Notre Dame's win over Connecticut on Jan. 5 and then tallied 30 points against Villanova on Jan. 26. The last player to score 30-plus points in multiple games during the BIG EAST regular season was Chris Quinn in 2005-06 when he registered four 30-plus point performances — 37 vs. Pittsburgh, 31 vs. Providence and Louisville and 34 vs. Seton Hall.

• **Luke Harangody** registered the first 30-point performance of his career when he scored a then career-high 31 points in Notre Dame's overtime win against Providence as he connected on 11-22 shots from the field and was 9-10 from the free-throw line. In addition to scoring 31 points, he also grabbed 14 rebounds. He then topped that with a career-best 32-point effort in the loss at Connecticut and matched his personal best with 16 boards.

Twenty Something

• **Luke Harangody's** 22 points in the win at Seton Hall marked his fourth straight game with 20-plus points. Heading into the contest, he had scored 20-plus in three straight contests on three different occasions.

• **Kyle McAlarney** also had a three-game 20-plus point outing streak of his own that came to an end against Kansas State. McAlarney registered his first 20-point outing of the season against Youngstown State when he tallied 23 points (a then career best). He followed that up with another career-high outing for the second time in as many games when tallied 25 points versus Colgate. In the Eastern Michigan outing, McAlarney led the Irish for the second straight game with a 21-point performance.

• **Harangody became the first player since Chris Thomas to score 20-plus points in four straight games in 2003-04 (his junior year) — Pittsburgh (23 points), Connecticut (31 points), Seton Hall (26 points) and Syracuse (25 points).**

• **The last player to record 20-plus points in five straight contests was Ryan Humphrey in 2001-02 — St. John's (29), Providence (21), St. John's (21), Connecticut (21) and Charlotte (20).**

Elite Company

• Notre Dame joined an elite group last year when it registered its 1,600th win against Providence on February 15, 2007. In its 103rd season, Notre Dame has 1,625 victories. Only 12 other schools have reached the mark: Kentucky, North Carolina, Kansas, Duke, Syracuse, Temple, St. John's, Pennsylvania, Indiana, Utah and UCLA.

One Is A Lonely Number





Syracuse Series Record
Pittsburgh leads 21-17

Home: 7-10, Away: 9-9, Neutral: 1-2

Date	Site	Result	Score
2-12-14	Syracuse, NY	L	14-50
3-2-31	Syracuse, NY - ot	L	23-28
2-10-32	Notre Dame, IN	W	26-18
1-20-36	Syracuse, NY	W	46-43
1-18-37	Notre Dame, IN	W	52-31
2-13-39	Syracuse, NY - ot	W	35-34
1-6-40	Notre Dame, IN	W	33-29
1-20-41	Syracuse, NY - ot	W	54-49
1-12-42	Notre Dame, IN	W	51-35
2-9-85	Notre Dame, IN	L	62-65
2-8-86	Syracuse, NY	W	85-81
1-21-89	Notre Dame, IN	L	87-99
2-17-90	Syracuse, NY	W	66-65
2-9-91	Notre Dame, IN	L	69-70
2-15-92	Syracuse, NY	W	101-98
3-2-96	Syracuse, NY	L	67-71
3-6-96	New York, NY*	L	55-76
1-2-97	Notre Dame, IN	W	69-52
1-18-97	Syracuse, NY	W	73-58
3-5-97	New York, NY*	L	66-84
1-21-98	Notre Dame, IN	W	83-63
12-29-99	Notre Dame, IN	L	63-75
2-17-99	Syracuse, NY	L	65-71
1-16-00	Syracuse, NY	L	57-80
3-1-00	Notre Dame, IN	L	71-73
1-2-01	Syracuse, NY	L	70-79
1-23-01	Notre Dame, IN	W	74-60
1-14-02	Syracuse, NY	L	51-56
2-17-02	Notre Dame, IN	L	65-68
2-15-03	Syracuse, NY	L	80-82
3-4-03	Notre Dame, IN	L	88-92
1-17-04	Notre Dame, IN	L	70-81
2-16-04	Syracuse, NY	W	84-72
1-10-05	Notre Dame, IN	L	61-70
2-5-05	Syracuse, NY	L	57-60
1-11-06	Notre Dame, IN	L	82-88
1-30-07	Syracuse, NY	W	103-91
3-8-07	New York, NY*	W	89-83

* - BIG EAST Tournament

Scoring	Total	Average
Notre Dame	2453	64.6
Syracuse	2306	65.3

Current Win Streak: Notre Dame, 2 games

Brey vs. Syracuse: 4-9

ND Biggest Win: 20 (83-63 on 1-21-98)

Syracuse Biggest Win: 36 (50-14 on 2-12-14)

ND Biggest Win Streak: 7 (from 1932-42)

Syracuse Biggest Win Streak: 5 (from 1999-01 and from 2002-04)

• **Rob Kurz** is the lone senior among the 14 players on this year's Irish roster. The last time Notre Dame had only one senior on the roster was during the 1983-84 when Cecil Rucker was the only senior member of that team that consisted of four juniors, five sophomores and three freshmen. The 1988-89 Irish squad featured no seniors on that team and was comprised of five juniors, two sophomores and five freshmen.

Eight Straight Postseason Appearances

• Notre Dame's appearance in last year's NCAA tournament field marks the fourth NCAA berth for the Irish in seven years. Since 2000, Notre Dame has appeared in either the NCAA or NIT tournaments each of the last eight years. The Irish played in the 2000 NIT and then earned consecutive NCAA tournament berths — 2001, '02, '03 — followed by NIT appearances in '04, '05 and '06. This current postseason streak matches the longest stretch since making eight straight from 1983-90 (NIT in 1983 and '84 and NCAA from 1985-90).

Monmouth Notables

• The 33 points allowed by Notre Dame in the 76-33 win over Monmouth on November 16, 2007 were the fewest ever under head coach Mike Brey and the eight points in the second half were the fewest ever by an Irish team in a half since the inception of the three-point shot.

• The 33 points allowed were also the fewest given up by a Notre Dame team since January 4, 1950 in a 54-33 win at home against Butler. It also marked the fewest points scored by an Irish opponent in a road or neutral site game since Kentucky's 34-28 win over the Irish on December 29, 1981 in Louisville, Ky.

• The 43-point margin of victory matched the seventh-highest for an Irish team under Mike Brey.

"D" The Key Against Monmouth

• En route to its 76-33 victory over Monmouth on November 16, Notre Dame held the Hawks without a point in the final 10:31 of the contest and outscored Monmouth 23-0 down the stretch. In fact, the Irish held the Hawks to just eight points in the second half and just 11 points overall in the final 24:52 of the contest. Notre Dame also limited Monmouth to just nine field goal attempts (all misses) in the final 8:17 of the game.

'AYERS' Ball

• Junior **Ryan Ayers** is having the best season of his career as he is shooting 47.5 percent from the field (66-141) and 46.7 percent (42-90) from three-point range. His 7.8 points per game also mark a career best. Last year, he began the season 0-12 from the field before hitting his first field goal in the sixth game of the year. Heading into this season, he owned a 38.5 career field goal percentage and 37.5 percent mark from three-point range. Ayers netted a career-high 13 points against Monmouth and Brown and has reached double figures in seven games.

Quietly Goes About His Business

• Perhaps no player in the Irish lineup is as steady as **Rob Kurz**. The senior forward is the team's third-leading scorer (12.3) and second-leading rebounder (7.9) and has scored in double figures in all but eight contests. He has recorded eight double-doubles with a season-high 23 points and career-high 14 boards coming in wins over North Florida and Rutgers. Kurz is shooting 44.0 percent (91-207) from the field and 38.2 (26-68) from three-point range.

Zeller In Double Figures

• **Luke Zeller** has scored in double figures in three games this season with his most recent double-figure outing coming against Marquette on Saturday when he scored 11





points. It was the first time in double figures since matching his career-high against Colgate (14 points) on November 26. Zeller also reached double figures in the first game of the season against Long Island when he netted 12 points.

Zeller On The Boards

• **Zeller** had his best rebounding effort of his career as he registered 10 rebounds against Marquette on January 12 which marked a career-high for the Irish junior. His previous career-best had been nine rebounds on three occasions.

The 'Peoples' Choice

• Sophomore **Jonathan Peoples** scored a career-high 12 points in 11 minutes in Notre Dame's loss at Georgetown. Prior to that his personal-best had been nine points against Seton Hall last season. Peoples was 5-6 from the field and 2-2 from three-point range in addition to grabbing four rebounds.

Home Cookin'

• Notre Dame's 18-0 record at home last season marked just the third time since the opening of the Joyce Center in 1968-69 that an Irish team finished undefeated at home during the regular season. It also marked the most wins ever for a Notre Dame team in a single season. Only two other Notre Dame squads ever completed a season undefeated at home — the 1973-74 and 1985-86 squads both finished their campaigns with identical 15-0 records. The Irish were the only BIG EAST team to finish the season undefeated at home. Dating back to the 2005-06 campaign, Notre Dame has won 35 consecutive games at home following the win over Marquette — an active streak that is third among all Division I teams and is the longest in school history as well as the longest during Mike Brey's tenure.

• Notre Dame's current streak dates back to the final two games of the 2005-06 campaign as Irish defeated DePaul (66-61) in the regular-season finale and Vanderbilt (79-69) in the first round of the NIT. Notre Dame's last loss at home was an 80-72 setback to Marquette on February 25, 2006.

Current NCAA Division I Home Court Win Streaks:

1. Memphis	47	9. IUPUI	15
2. BYU	45	Kent State	15
3. NOTRE DAME	35	St. Mary's (CA)	15
4. Tennessee	30	12. South Alabama	14
5. Kansas	22	Utah State	14
6. Georgetown	19	Western Kentucky	14
Michigan State	19	15. Duke	13
8. Vanderbilt	16		

Joyce Center Streakin'

• Notre Dame broke the Joyce Center home win streak mark on December 8 with its 108-62 win over Northern Illinois. Here's a look at the Joyce Center streaks:

34 - Began with a 66-61 win over DePaul on 3/4/06 (current streak)

24 - Began with a 94-68 win over Xavier on 2/3/73 and ended with a 94-84 loss to Indiana on 12/11/74

22 - Began with an 88-68 win over Pittsburgh on 1/26/77 and ended with a 69-68 overtime loss to DePaul on 2/12/78

16 - Began with a 92-70 win over Fairfield on 12/9/82 and ended with a 51-47 loss to UCLA on 12/3/83

16 - Began with an 89-76 win over West Virginia on 2/20/02 and ended with a 87-79 loss to Connecticut on 2/24/03.



The Joyce Center Renovation

On October 6, 2006, plans for the renovation of the Joyce Center arena — home to Notre Dame basketball — were announced and are scheduled to begin in September 2008.

The University has selected the architects for the project, and they currently are in the process of completing final design plans.

The first phase of the project, to begin next September, involves construction of a new three-story structure at the south end of the arena. That structure will include a new two-story lobby, the Notre Dame ticket operations (approximately 4,500 square feet) and a varsity shop to sell apparel and souvenirs (approximately 3,000 square feet), in addition to a new club seating and hospitality area.

Replacement of the Joyce Center arena seating, including installation of chair-back seating throughout the arena, is expected to take place after the University's Commencement Exercises in May 2009. The project is scheduled for completion in January 2010. The arena is expected to re-open by mid-October 2009, in time for the start of the basketball season.

The University announced last October that this \$26.3 million project has received a \$12.5 million leadership gift from Notre Dame alumnus and Trustee Philip J. Purcell III. A month later, another major gift of \$5 million came from Notre Dame graduate Vincent J. Naimoli.

The arena will be named Purcell Pavilion at the Joyce Center -- and the new club/hospitality area and two outdoor patios will be named for the Naimoli family.



The Irish All-Time

- The 2007-08 men's basketball campaign marks the 103rd season of basketball and 13th as a member of the BIG EAST Conference. In 102-plus seasons, Irish teams have posted a 1625-890 record for a .646 winning percentage. In BIG EAST play, Notre Dame owns a 111-102 (.521) record all-time in conference regular-season play.

Always In It

- Since the 2005-06 campaign, Notre Dame's 27 losses have been by a combined 172 points for an average of 6.4 points per game. The 14 setbacks in '05-'06 were by a total of 59 points (4.2 points). The only double-digit loss was to North Carolina State (61-47). The Irish suffered 10 BIG EAST losses during the regular season and those were by a combined 35 points (3.5).

Putting Up The Points And Winning Impressively

- Notre Dame averaged 81.0 points per game last season, the best points per game average ever under Mike Brey, and are once

again near that point total at 80.3 ppg. Notre Dame has topped 80-plus points on 13 occasions, 90-plus points five times and the century mark once.

BIG EAST Formula For Success Under Brey

- Since his arrival at Notre Dame, Mike Brey has led Notre Dame to a 76-49 (.608) record in BIG EAST regular-season games and a 3-7 mark in tournament play for an overall record of 79-56 (.585) against league foes. In Brey's first season, the Irish posted their first-ever winning record in BIG EAST play and won the BIG EAST West Division title with an 11-5 mark. Prior to Brey's arrival at Notre Dame, Irish teams had a 35-53 (.398) regular-season record since joining the league in 1995-96.

Keeping It Close

- In the 83 losses suffered by Irish teams in Mike Brey's seven-plus seasons, only 21 have been by 10 or more points and have been by a combined 571 for an average of 6.9 points per game. Notre Dame's 26-point loss (92-66) to Marquette on January 12 was the largest ever for an Irish team under Brey, while the loss to Georgetown (84-65) was the second-largest.



295 And Counting

- Heading into today's game against Syracuse, Notre Dame has hit at least one three-pointer in 295 straight games, a mark that dates back to the 1998-99 campaign. The last time an Irish team failed to hit a three-pointer was a 101-70 loss to Connecticut at the Hartford Civic Center on Jan. 12, 1999 as Notre Dame finished 0-7 from beyond the arc in the game. The 2005-06 Irish squad set the single-season record with 288 three-pointers and fell just one field goal short of that mark (287) in 2006-07.

Home Sweet Home

- Since the inaugural season in 1968-69 at the Joyce Center, Notre Dame owns a 489-141 record all-time for a .776 winning percentage. The Irish are 104-27 (.794) at the Joyce Center during Mike Brey's seven-plus seasons.

Road Warriors

- In Mike Brey's seven-plus seasons, his Irish teams have compiled a road record of 58-56 (.509) that includes a 38-39 (.494) in true road games and a 20-17 mark (.541) in neutral site contests.

A BIG EAST Family

- The Kurz family name is familiar name in BIG EAST circles this season. **Rob Kurz'** younger sister, Laura, is a member of the Villanova women's basketball team. She played for two years (2004-06) at Duke before transferring to Villanova. After sitting out last season, the junior forward has very similar numbers to her older brother Rob. Rob is currently the third-leading scorer for the Irish (12.3 ppg.) and second-leading rebounder (7.9), while Laura is the Wildcats' leading scorer (15.2 ppg.) and rebounder (6.0).





Head Coach Mike Brey
2007 BIG EAST
Coach of the Year

8th season at Notre Dame •
162-83 (.661)
13th season as a head coach •
261-133 (.662)

- Named the 17th head coach at the University of Notre Dame on July 14, 2000
- A 21-year veteran of the college ranks...
 - University of Notre Dame (head coach)
2000-07 (eighth season)
 - University of Delaware (head coach)
1995-2000 (five seasons)
 - Duke University (assistant coach)
1987-95 (eight seasons)

	<u>Overall</u>	<u>BIG EAST (regular season)</u>
2000-01	20-10	11-5 (1st place-West Division)
2001-02	22-11	10-6 (2nd place-West Division)
2002-03	24-10	10-6 (3rd place-West Division)
2003-04	19-13	9-7 (7th place)
2004-05	17-12	9-7 (6th place)
2005-06	16-14	6-10 (11th place)
2006-07	24-8	11-5 (4th place)
2007-08	19-5	10-3
	162-83 (.661)	76-49 (.608)

- Has guided six of his 12 teams to NCAA tournament play; 10 of those teams have advanced to the postseason (four NIT appearances)
- In his first season, led Notre Dame to the 2000-01 BIG EAST West Division championship (its first league regular-season title in school history). In 2002-03, guided the Irish to their first Sweet 16 appearance since 1987
- He is only coach in the program's history to lead his teams to three consecutive 20-win seasons and three straight NCAA tournament appearances in his first three seasons
- Spent eight years as an assistant coach under Mike Krzyzewski at Duke and during that time the Blue Devils advanced to the Final Four six times and won national championships in both 1991 and '92. While there, Duke compiled a 216-65 record
- Played at DeMatha High School under legendary coach Morgan Wootten and graduated from there in 1977. Also served as an assistant coach for Wootten from 1982-87
- Received DeMatha High School's Distinguished Alumnus Award in October 2003
- Awarded an honorary monogram by the Notre Dame Monogram Club in December of 2006 and inducted in University of Delaware Athletic Hall of Fame in November of 2007

- Recipient of 2003 Coaches vs. Cancer Champion Award in recognition of his fund-raising efforts for the Coaches vs. Cancer Program and a member of the CVC National Council
- Along with wife Tish received the Distinguished Service Award and the 2007 March of Dimes Franklin D. Roosevelt Award. The couple has raised more than \$1 million for the South Bend/Michiana area.

Mike Brey vs. Ranked Opponents:

Overall: 23-46
at Notre Dame: 23-40
(2007-08: 2-3; 2006-07: 4-2; 2005-06: 1-7; 2004-05: 2-5; 2003-04: 2-8; 2002-03: 5-6; 2001-02: 3-6; 2000-01: 4-3)
at Delaware: 0-6

Mike Brey in Overtime Games at Notre Dame:

Overall: 4-5
at Georgetown (2/9/02)116-111 (4 OT)
at Boston College (1/25/03)..... 101-96
vs. Georgetown (2/1/03)93-92 (2OT)
at Pittsburgh (1/4/06)97-100 (2OT)
vs. Georgetown (1/24/06)82-85 (2OT)
at Louisville (2/4/06) 86-89
at Connecticut (2/21/06) 74-75
at Michigan (3/20/06)84-87 (2OT)
vs. Providence (1/31/08) 81-74

Mike Brey Among BIG EAST's Best

Since his arrival, Mike Brey has compiled a 79-56 (.585) record in BIG EAST games (76-49 in regular season and 3-7 in tournament contests). Here's how the Irish coach ranks against some of the BIG EAST's best (both past and present)....

Jim Calhoun (UConn: 1986-)	264-144 (.647)
Mick Cronin (UC: 2006-)	10-19 (.345)
Jerry Wainwright (DU: 2005-)	19-27 (.413)
John Thompson (GU: 1979-99)	231-123 (.653)
John Thompson III (GU: 2004-)	49-21 (.700)
Rick Pitino (PC: 1985-87 and UL (2005-)	66-53 (.555)
Paul Evans (UP: 1986-94)	76-70 (.524)
Ben Howland (UP: 1999-03)	46-29 (.613)
Jamie Dixon (UP: 2003-)	59-29 (.670)
Tom Crean (MU: 2005-)	30-19 (.612)
Pete Gillen (PC: 1994-98)	38-43 (.469)
Tim Welsh (PC: 1998-)	70-97 (.419)
Fred Hill (RU: 2006-)	5-25 (.168)
Lou Carnesecca (SJU: 1979-92)	139-80 (.635)
Mike Jarvis (SJU: 1998-03)	57-36 (.613)
Norm Roberts (2004-)	19-44 (.302)
P.J. Carlesimo (SH: 1982-94)	90-130 (.409)
Tommy Amaker (SH: 1997-01)	35-39 (.473)
Louis Orr (SH: 2001-06)	39-47 (.453)
Bobby Gonzalez (SH: 2000-)	9-20 (.310)
Robert McCullum (USF: 2005-)	4-28 (.125)
Jim Boeheim (SU: 1979-)	339-188 (.643)
Rollie Massimino (VU: 1979-92)	123-92 (.572)
Steve Lappas (VU: 1992-01)	96-79 (.559)
Jay Wright (VU: 2001-)	68-53 (.562)
John Beilien (WVU: 2002-)	40-44 (.476)
Gale Catlett (WVU: 1995-02)	49-78 (.386)





Notre Dame Under Brey ...

	Overall	2007-08
Overall	162-83 (.661)	20-5(.800)
At Home	104-27 (.793)	15-0 (1.000)
On the Road	38-39 (.493)	3-3 (.500)
Neutral Site	20-17 (.541)	2-2 (.500)
vs. BIG EAST (all games)	79-56 (.585)	10-3 (.769)
BIG EAST GAMES (regular season)	76-49 (.608)	10-3 (.769)
Home	47-16 (.746)	7-0 (1.000)
Road	29-33 (.467)	3-3 (.500)
Non-Conference Teams (regular season)	76-20 (.792)	10-2 (.833)
Home	56-9 (.862)	8-0 (1.000)
Road	8-5 (.615)	0-0 (.000)
Neutral	12-6 (.667)	2-2 (.500)
Notre Dame Shoots 50% or better	61-2 (.968)	7-0 (1.000)
Notre Dame Shoots less than 50%	101-81 (.554)	13-5 (.722)
Hold opponent to less than 50%	143-63 (.694)	20-4 (.833)
Hold opponent to less than 40%	90-10 (.900)	10-0 (1.000)
Outrebounds opponent	97-31 (.757)	18-3 (.857)
Plays an overtime game	4-5 (.444)	1-0 (1.000)
Plays a ranked opponent	23-40 (.365)	2-3 (.400)
Plays in November	30-5 (.857)	4-2(.667)
Plays in December	44-10 (.815)	6-0 (1.000)
Plays in January	36-28 (.563)	5-2 (.714)
Plays in February	34-22 (.607)	5-1 (.833)
Plays in March	18-18 (.500)	0-0 (.000)
Scores 50 points or less	0-3 (.000)	0-0 (.000)
Scores 50+ points	158-79 (.666)	20-5 (.800)
Scores 60+ points	153-66 (.699)	20-5 (.800)
Scores 70+ points	130-39 (.769)	17-1 (.944)
Scores 80+ points	82-12 (.872)	13-0 (1.000)
Scores 90+ points	36-1 (.973)	5-0 (1.000)
Scores 100+ points	9-0 (1.000)	1-0 (.000)
Season openers	8-0 (1.000)	1-0 (1.000)
Season openers at the Joyce Center	8-0 (1.000)	1-0 (1.000)
Record in first home game	8-0 (1.000)	1-0 (1.000)
Records in first road game (includes neutral)	4-4 (.500)	1-0 (1.000)
Records in BIG EAST openers at home	3-1 (.750)	1-0 (1.000)
Records in BIG EAST openers on the road	1-3 (.250)	0-0 (.000)
Best Record	24-8 (.750) (2006-07)	
Worst Record	16-14 (.533) (2005-06)	
Most BIG EAST wins in a season (regular season and tournament)	12 (2000-01)	
Most BIG EAST losses in a season	11 (2005-06)	
Longest home winning streak	35 (2006-07)	
Longest road winning streak (includes neutral)	5 (2000-01)	
Longest home losing streak	3 (2001-02)	
Longest road losing streak (includes neutral)	5 (2005-06)	

Irish Record Under Brey In Games Decided By

1 point.....	9-8
2 points.....	4-7
3 points.....	12-15
4 points.....	3-6
5 points.....	3-5
6 points.....	8-4
7 points.....	11-5
8 points.....	4-8
9 points.....	5-4
10 points.....	7-4
11-15 points.....	34-12
16-20 points.....	19-4
21-30 points.....	18-1
31-40 points.....	15-0
41-50 points.....	10-0
<u>50+points</u>	<u>0-0</u>
Total	162-83

Winning BIG EAST Regular Seasons Since 2000-01

Team	# of Winning Seasons	NCAA Bids
NOTRE DAME	6	4
Pittsburgh	6	6
Syracuse	6	5
Connecticut	5	5
*Marquette	5	4
*Cincinnati	5	5
Georgetown	4	3
*Louisville	4	4
Villanova	3	3
Seton Hall	3	2
Providence	2	2
*DePaul	2	1
West Virginia	2	1
St. John's	1	1
*USF	1	0
Rutgers	0	0

* includes years in Conference USA

10-Win BIG EAST Regular Seasons Since 2000-01

Team	# of Winning Seasons
Pittsburgh	6
Syracuse	5
Connecticut	6
NOTRE DAME	5
Georgetown	4
*Louisville	2
*Marquette	2
Villanova	2
Providence	2
Seton Hall	2
West Virginia	1

* joined BIG EAST in 2005-06





Notre Dame Highs and Lows Under Mike Brey

Notre Dame – Team Game High (1st Half)

Points.....	62 vs. Loyola-Chicago (11/22/00)
Field Goals Made	24 vs. IPFW (11/10/06)*
	24 vs. Syracuse (1/30/07)
Field Goals Attempted	43 vs. New Hampshire (11/16/01)*
	43 vs. Syracuse (1/30/07)
Field Goal Percentage.....	72.0% (18-25) vs. Northern Illinois (12/8/07)*
3 PT Field Goals Made	10 vs. Louisville (2/4/06)
	10 vs. Rider (12/28/06) *
3 PT Field Goals Attempted.....	21 vs. Rider (12/28/06)*
3 PT Field Goals Percentage	80.0% (8-10) vs. Eastern Michigan (12/1/07)*
Free Throws Made	13 vs. Northern Illinois (12/8/07)*
Free Throws Attempted	20 vs. Northern Illinois (12/8/07)*
Free Throw Percentage.....	100.0% on seven occasions
Total Rebounds.....	29 vs. Connecticut (1/5/08)*
Offensive Rebounds	14 vs. Army (12/19/04)*
	14 vs. Providence (2/19/05)
Defensive Rebounds	24 vs. Northern Illinois (12/8/07)*
Assists	19 vs. Canisius (12/19/00)*
Steals.....	12 vs. New Hampshire (11/16/01)*
Blocked Shots.....	13 vs. Belmont (11/17/02)*
Turnovers.....	14 vs. Monmouth (11/16/07)
Fouls.....	11 vs. Villanova (1/8/05)*

Notre Dame – Team Game High (2nd Half)

Points.....	68 vs. Georgetown (2/9/02)
Field Goals Made	24 vs. Pittsburgh (1/4/06)
Field Goals Attempted	63 vs. Georgetown (2/9/02)
Field Goal Percentage.....	72.0% vs. Lafayette (11/14/06)
3 PT Field Goals Made	11 vs. St. John's (3/6/04)
3 PT Field Goals Attempted.....	24 vs. Pittsburgh (1/4/06)
3 PT Field Goals Percentage	75.0% (6-8) vs. Connecticut (2/21/05)
Free Throws Made	27 vs. Seton Hall (2/18/06)
Free Throws Attempted	30 vs. Seton Hall (2/18/06)
Free Throw Percentage.....	100.0% (13-13) vs. Villanova (1/8/05)*
	100.0% (15-15) vs. Winston-Salem St. (11/29/06)*
Total Rebounds.....	34 vs. Seton Hall (1/8/01)
Offensive Rebounds	15 vs. Army (12/19/04)*
Defensive Rebounds	25 vs. Sacred Heart (11/18/00)*
Assists	16 vs. Army (12/19/04)*
Steals.....	14 vs. New Hampshire (11/16/01)*
Blocked Shots.....	6 vs. Belmont (11/17/02)
Turnovers	13 vs. Niagara (12/21/05)*
	13 vs. Marquette (1/12/08)
Fouls.....	16 vs. Rutgers (1/31/04)
	16 vs. Winthrop (3/16/07)*

Notre Dame – Team Game High (Total)

Points.....	116 vs. Georgetown (2/9/02)
Field Goals Made	42 vs. Canisius (12/19/00)*
Field Goals Attempted	94 vs. Georgetown (2/9/02)
Field Goal Percentage.....	66.7% (34-51) vs. Pittsburgh (1/30/02)*
3 PT Field Goals Made	17 vs. St. John's (3/6/04)#
	17 vs. Louisville (2/4/06)#
3 PT Field Goals Attempted.....	44 vs. Canisius (12/22/00)
3 PT Field Goals Percentage	72.7% (16-22) vs. Loyola-Chicago (11/22/00)*#
Free Throws Made	33 vs. Seton Hall (2/18/06)
Free Throws Attempted	45 vs. Columbia (12/23/05)*
Free Throw Percentage.....	100% (5-5) vs. Illinois (3/22/03)
	100% (19-19) vs. Villanova (1/8/05)#
Total Rebounds.....	64 vs. Georgetown (2/9/02)
Offensive Rebounds	24 vs. Seton Hall (1/8/01)
Defensive Rebounds	41 vs. Northern Illinois (12/8/07)*
Assists	32 vs. Canisius (12/19/00)*#
Steals.....	26 vs. New Hampshire (11/16/01)*#
Blocked Shots.....	19 vs. Belmont (12/17/02)*#
Turnovers.....	24 vs. Marquette (1/12/08)
Fouls.....	26 vs. Georgetown (2/9/02)

Notre Dame – Team Game Lows (1st Half)

Points.....	19 vs. Connecticut (2/21/04)*
Field Goals Made	6 vs. Connecticut (2/21/04)
	6 vs. Cincinnati (1/15/08)*
Field Goals Attempted	21 vs. Canisius College (12/22/01)
Field Goal Percentage.....	18.8% (6-32) vs. Connecticut (2/21/04)
3 PT Field Goals Made.....	0 vs. West Virginia (1/7/04)
3 PT Field Goals Attempted.....	5 on three occasions
3 PT Field Goals Percentage	0.0% (0-7) vs. West Virginia (1/7/04)*
	0.0% (0-10) vs. Michigan (12-3-05)*
Free Throws Made	0 on six occasions
Free Throws Attempted	0 on five occasions
Free Throw Percentage.....	0.0% on five occasions
Total Rebounds.....	10 vs. Pittsburgh (2/9/03)*
Offensive Rebounds.....	1 on three occasions
Defensive Rebounds	8 vs. Pittsburgh (2/12/05)
Assists	1 vs. Villanova (1/27/07)*
Steals.....	1 on three occasions
Blocked Shots.....	0 on 15 occasions
Turnovers	1 vs. Georgetown (3/4/04)*
	1 vs. Brown (12/29/07)*
Fouls.....	0 vs. Samford (12/30/04)*

Notre Dame – Team Game Lows (2nd Half)

Points.....	19 vs. Valparaiso (1/5/03)
Field Goals Made	6 vs. Purdue (3/17/04)*
	6 vs. Harvard (11/19/04)*
Field Goals Attempted	19 vs. Georgetown (2/16/05)*
	19 vs. West Virginia (1/9/07)*
Field Goal Percentage.....	21.4% (6-28) vs. Harvard (11/19/04)*
3 PT Field Goals Made	0 vs. Connecticut (11/12/99)
	0 vs. Providence (1/31/08)*
3 PT Field Goals Attempted.....	3 vs. Indiana (12/8/04)
3 PT Field Goals Percentage	0.0% (0-6) vs. Providence(1/31/08)*
Free Throws Made	0 vs. Pittsburgh (1/12/04)
Free Throws Attempted	2 vs. Pittsburgh (1/12/04)
	2 vs. West Virginia (2/1/06)
Free Throw Percentage.....	0.0% (0-2) vs. Pittsburgh (1/12/04)
Total Rebounds.....	7 vs. Rutgers (3/1/03)
Offensive Rebounds	2 vs. Charleston Southern (11/26/04)
Defensive Rebounds	4 vs. Rutgers (3/1/03)
Assists	0 vs. Harvard (11/19/04)
Steals.....	0 on three occasions
Blocked Shots.....	0 on nine occasions
Turnovers	0 vs. West Virginia (3/10/04)
Fouls.....	3 vs. West Virginia (1/7/04)*
	3 vs. Hofstra (11/22/05)*

Notre Dame – Team Game Lows (Total)

Points.....	48 vs. North Carolina St. (11/26/05)
	48 vs. Georgetown (1/6/07)
Field Goals Made	13 vs. Rutgers (3/1/03)
Field Goals Attempted	43 vs. West Virginia (1/9/07)
Field Goal Percentage.....	29.7% (19-64) vs. Connecticut (2/21/04)
3 PT Field Goals Made.....	1 vs. Pittsburgh (2/3/01)
3 PT Field Goals Attempted.....	8 vs. Pittsburgh (2/3/01)
3 PT Field Goals Percentage	10.5% vs. Rutgers (2/14/02)
Free Throws Made	2 vs. Syracuse (1/14/02)
Free Throws Attempted	4 vs. Pittsburgh (3/8/01)
Free Throw Percentage.....	28.0% (7-25) vs. Georgetown (1/19/08)
Total Rebounds.....	21 vs. Rutgers (3/1/03)
Offensive Rebounds	3 vs. DePaul (12/14/02)*
Defensive Rebounds	14 vs. DePaul (12/11/04)*
Assists	6 vs. Mississippi (3/18/01)
Steals.....	1 vs. DePaul (12/11/04)
Blocked Shots.....	0 vs. Georgetown (1/6/07)
	0 vs. Baylor (11/18/07)
Turnovers	4 on three occasions
Fouls.....	6 vs. West Virginia (1/7/04)*

* Indicates game played at the Joyce Center, Notre Dame, Ind.

Indicates school record





Opponent Highs and Lows Under Mike Brey

Opponent – Team Game High (1st Half)

Points.....	53, Arizona (3/27/03)
Field Goals Made	23, Arizona (3/27/03)
Field Goals Attempted	43, Arizona (3/27/03)
Field Goal Percentage	59.3% (16-27), on three occasions
3 PT Field Goals Made.....	9, Syracuse (1/11/06)*
	9, Lehigh (11/27/06)*
3 PT Field Goals Attempted.....	19, Syracuse (1/11/06)*
3 PT Field Goal Percentage	81.8% (9-11), Lehigh (11/26/06)*
Free Throws Made	14, Sacred Heart (11/18/00)*
Free Throws Attempted	19, Sacred Heart (11/18/00)*
Free Throw Percentage.....	100.0%, on seven occasions
Total Rebounds.....	33, Connecticut (2/21/04)
Offensive Rebounds	16, Northern Illinois (11/24/03)*
Defensive Rebounds	21, on four occasions
Assists	14, Arizona (3/27/03)
Steals.....	9, Miami (Fla.) (2/23/02)
	9, Marquette (1/12/08)
Blocked Shots.....	10, Connecticut (2/21/04)
Turnovers	16, Loyola (Chicago) (11/22/00)*
Fouls.....	16, Rutgers (2/14/01)

Opponent – Team Game High (2nd Half)

Points.....	68, Georgetown (4 OT) (2/9/02)
Field Goals Made	20, Pittsburgh (1/30/02)*
Field Goals Attempted	41, Vermont (12/21/00)*
Field Goal Percentage.....	68.2% (15-22), American (12/21/03)*
3 PT Field Goals Made.....	9, Texas (12/8/02)
3 PT Field Goals Attempted.....	22, Tennessee Tech (12/17/00)*
3 PT Field Goal Percentage	100.0% (3-3), Seton Hall (2/5/03)
Free Throws Made	24, Pittsburgh (2 OT) (1/4/06)
Free Throws Attempted	39, Pittsburgh (2 OT) (1/4/06)
Free Throw Percentage.....	100.0% (14-14), Morehead State (12/28/03)*
Total Rebounds.....	38, Georgetown (4 OT) (2/9/02)
Offensive Rebounds	15, Loyola (Chicago) (11/22/00)*
Defensive Rebounds	27, Georgetown (4 OT) (2/9/02)
Assists	19, Pittsburgh (2 OT) (1/4/06)
Steals.....	9, on two occasions
Blocked Shots.....	11, Georgetown (4 OT) (2/9/02)
Turnovers	15, New Hampshire (11/16/01)*
Fouls.....	20, Seton Hall (2/18/06)

Opponent – Team Game High (Total)

Points.....	111, Georgetown (4 OT) (2/9/02)
Field Goals Made	41, Syracuse (3/4/03)*
Field Goals Attempted	79, Vermont (12/21/00)*
Field Goal Percentage.....	63.0% (29-46), American (12/21/03)*
3 PT Field Goals Made.....	14, Texas (12/7/02)
	14, Lehigh (11/27/06)*
3 PT Field Goals Attempted.....	35, Tennessee Tech (12/17/00) *
3 PT Field Goal Percentage	73.7% (14-19), Lehigh (11/27/06)*
Free Throws Made	30, Pittsburgh (2 OT) (1/4/06)
Free Throws Attempted	46, Pittsburgh (2 OT) (1/4/06)
Free Throw Percentage.....	94.1% (16-17), Morehead State (12/28/03)*
Total Rebounds.....	59, Connecticut (2/21/04)
Offensive Rebounds	27, Loyola (Chicago) (11/22/00)*
Defensive Rebounds	38, Pittsburgh (2 OT) (1/4/06)
Assists	30, Pittsburgh (2 OT) (1/4/06)
Steals.....	13, Niagara (12/21/05)*
Blocked Shots.....	19, Connecticut (OT) (2/21/06)
Turnovers	30, New Hampshire (11/16/01)*
Fouls.....	31, Columbia (12/23/05)*

Opponent – Team Game Lows (1st Half)

Points.....	12, The Citadel (11/19/06)*
Field Goals Made	5, The Citadel (11/19/06)*
Field Goals Attempted	19, Army (12/21/06)*
Field Goal Percentage.....	20.7% (6-29), Pittsburgh (11/12/02)
3 PT Field Goals Made.....	0, on seven occasions
3 PT Field Goals Attempted.....	2, Georgetown (2/9/02)
3 PT Field Goal Percentage	0.0%, on seven occasions
Free Throws Made	0, on 16 occasions
Free Throws Attempted	0, on eight occasions
Free Throw Percentage.....	0.0%, on 15 occasions
Total Rebounds.....	8, Monmouth (11/16/07)
Offensive Rebounds	0, Lafayette (11/14/06)
Defensive Rebounds	5, Fordham, (12/28/05)*
Assists	2, on four occasions
Steals.....	0, on five occasions
Blocked Shots.....	0, on 17 occasions
Turnovers	1, on two occasions
Fouls.....	1, Pittsburgh (2/12/05)

Opponent – Team Game Lows (2nd Half)

Points.....	8, Monmouth (11/16/07)
Field Goals Made	3, Monmouth (11/16/07)
Field Goals Attempted	20, on four occasions
Field Goal Percentage.....	13.0% (3-23), Monmouth (11/16/07)
3 PT Field Goals Made.....	0, on seven occasions
3 PT Field Goals Attempted.....	3, on five occasions
3 PT Field Goal Percentage	0.0% on seven occasions
Free Throws Made	0, Monmouth (1/25/01)
Free Throws Attempted	1, Monmouth (1/25/01)
Free Throw Percentage.....	0.0% (0-1), Monmouth (1/25/01)
Total Rebounds.....	7, American (12/21/03)*
Offensive Rebounds	1, Cincinnati (11/24/00)
Defensive Rebounds	3, Virginia Tech (2/22/03)*
Assists	2, on six occasions
Steals.....	0, on four occasions
Blocked Shots.....	0, on 11 occasions
Turnovers	0, West Virginia (3/10/04)
Fouls.....	4, Syracuse (1/14/02)

Opponent – Team Game Lows (Total)

Points.....	33, Monmouth (11/16/07)
Field Goals Made	12, Bucknell (11/22/02)*
Field Goals Attempted	35, Rutgers (3/1/03)
Field Goal Percentage.....	21.1% (12-57), Bucknell (11/22/02)*
3 PT Field Goals Made.....	1, on three occasions
3 PT Field Goals Attempted.....	8, St. John's (2/14/01)
3 PT Field Goal Percentage	5.9% (1-17), Cincinnati (11/24/00)
Free Throws Made	0, Charleston Southern (11/26/04)*
Free Throws Attempted	0, Charleston Southern (11/26/04)*
Free Throw Percentage.....	0.0% (0-0), Charleston Southern (11/26/04)*
Total Rebounds.....	19, Winston-Salem St. (11/29/06)*
Offensive Rebounds	3, Army (12/19/04) *
	3, West Virginia (2/1/06)
Defensive Rebounds	13, Fordham (12/28/05)*
	13, Winston-Salem St. (11/29/06)
Assists	5, Bucknell (11/22/02)*
Steals.....	1, Connecticut (3/11/04)
	1, Eastern Michigan (12/1/07)*
Blocked Shots.....	0, on nine occasions
Turnovers	4, Syracuse, (2/15/03)
Fouls.....	10, on three occasions

* Indicates game played at the Joyce Center, Notre Dame, Ind.





Notre Dame Highs and Lows in a BIG EAST Game

Notre Dame – BIG EAST Team Game High (1st Half)

Points.....	61 vs. Syracuse (1/30/07)
Field Goals Made.....	24 vs. Syracuse (1/30/07)
Field Goals Attempted.....	43 vs. Syracuse (1/30/07)
Field Goal Percentage.....	67.7% (21-31) vs. Pittsburgh (1/30/02)*
3 PT Field Goals Made.....	10 vs. Louisville (2/4/06)
	10 vs. Syracuse (1/30/07)
3 PT Field Goals Attempted.....	20 vs. Louisville (2/4/06)
3 PT Field Goals Percentage.....	70.0% (7-10) vs. West Virginia (2/1/06)
Free Throws Made.....	11 vs. Connecticut (2/9/04)*
Free Throws Attempted.....	14 vs. Connecticut (2/9/04)*
Free Throw Percentage.....	100.0% on four occasions
Total Rebounds.....	29 vs. Connecticut (1/5/08)
Offensive Rebounds.....	14 vs. Providence (2/19/05)
Defensive Rebounds.....	19 vs. Georgetown (3/4/04)*
Assists.....	14 vs. Syracuse (1/11/06)*
Steals.....	7 on four occasions
Blocked Shots.....	7 vs. Connecticut (2/9/04)*
	7 vs. West Virginia (1/19/05)
Turnovers.....	12 vs. St. John's (1/23/07)
Fouls.....	11 vs. Villanova (1/8/05)*

Notre Dame – BIG EAST Team Game High (2nd Half)

Points.....	68 vs. Georgetown (2/9/02)
Field Goals Made.....	24 vs. Pittsburgh (1/4/06)
Field Goals Attempted.....	63 vs. Georgetown (2/9/02)
Field Goal Percentage.....	69.2% vs. Cincinnati (1/25/08)*
3 PT Field Goals Made.....	11 vs. St. John's (3/6/04)
3 PT Field Goals Attempted.....	24 vs. Pittsburgh (1/4/06)
3 PT Field Goals Percentage.....	71.4% (6-8) vs. Connecticut (2/21/05)
Free Throws Made.....	27 vs. Seton Hall (2/18/06)
Free Throws Attempted.....	30 vs. Seton Hall (2/18/06)
Free Throw Percentage.....	100.0% (13-13) vs. Villanova (1/8/05)*
Total Rebounds.....	34 vs. Seton Hall (1/8/01)
Offensive Rebounds.....	18 vs. Seton Hall (1/8/01)
Defensive Rebounds.....	27 vs. Georgetown (3/4/04)*
Assists.....	14 vs. Cincinnati (1/15/08)*
Steals.....	6 vs. Villanova (1/17/07)
Blocked Shots.....	4 vs. Connecticut (3/11/04)
	4 vs. Villanova (1/8/05)*
Turnovers.....	13 vs. Marquette (1/12/08)
Fouls.....	26 vs. Pittsburgh (1/4/06)

Notre Dame – BIG EAST Team Game High (Total)

Points.....	116 vs. Georgetown (2/9/02)
Field Goals Made.....	41 vs. Georgetown (2/9/02)
Field Goals Attempted.....	94 vs. Georgetown (2/9/02)
Field Goal Percentage.....	66.7% (34-51) vs. Pittsburgh (1/30/02)*
3 PT Field Goals Made.....	17 vs. St. John's (3/6/04)#
	17 vs. Louisville (2/4/06)#
3 PT Field Goals Attempted.....	36 vs. Pittsburgh (1/4/06)
3 PT Field Goals Percentage.....	61.9% (13-21) vs. Providence (1/14/06)*
Free Throws Made.....	34 vs. Cincinnati (1/15/08)*
Free Throws Attempted.....	42 vs. Cincinnati (1/15/08)*
Free Throw Percentage.....	100.0% (19-19) vs. Villanova (1/14/03)#*
Total Rebounds.....	64 vs. Georgetown (2/9/02)
Offensive Rebounds.....	24 vs. Seton Hall (1/8/01)
Defensive Rebounds.....	34 vs. West Virginia (1/3/08)*
Assists.....	20 vs. St. John's (3/6/04)
Steals.....	10 on three occasions
Blocked Shots.....	9 vs. Connecticut (2/9/04)*
Turnovers.....	26 vs. Pittsburgh (2/8/00)
Fouls.....	32 vs. Pittsburgh (1/4/06)

*Indicates game played at the Joyce Center, Notre Dame, Ind.
#Indicates school record

Notre Dame – BIG EAST Team Game Lows (1st Half)

Points.....	19 vs. Connecticut (2/12/04)*
Field Goals Made.....	6 vs. Connecticut (2/21/04)
	6 vs. Cincinnati (1/15/08)*
Field Goals Attempted.....	24 on four occasions
Field Goal Percentage.....	18.8% (6-32) vs. Connecticut (2/21/04)
3 PT Field Goals Made.....	0 vs. West Virginia (1/7/04)
	0 vs. Connecticut (1/12/99)
3 PT Field Goals Attempted.....	5 vs. Virginia Tech (1/20/04)
	5 vs. West Virginia (1/3/08)*
3 PT Field Goals Percentage.....	8.3% (1-12) vs. Providence (1/21/03)
Free Throws Made.....	0 on five occasions
Free Throws Attempted.....	0 on five occasions
Free Throw Percentage.....	0.0% on five occasions
Total Rebounds.....	10 vs. Pittsburgh (2/9/03)*
Offensive Rebounds.....	0 on three occasions
Defensive Rebounds.....	7 vs. St. John's (1/23/07)
Assists.....	1 vs. Villanova (1/27/07)*
Steals.....	0 vs. Pittsburgh (3/5/05)
Blocked Shots.....	0 on nine occasions
Turnovers.....	1 vs. Georgetown (3/4/04)*
Fouls.....	3 vs. DePaul (1/7/06)

Notre Dame – BIG EAST Team Game Lows (2nd Half)

Points.....	23 vs. Georgetown (1/6/07)
Field Goals Made.....	7 vs. Syracuse (1/10/05)
Field Goals Attempted.....	19 vs. Georgetown (2/16/05)*
	19 vs. West Virginia (1/9/07)*
Field Goal Percentage.....	28.0% (7-25) vs. Syracuse (1/10/05)
3 PT Field Goals Made.....	0 vs. Connecticut (1/12/99)
	0 vs. Providence (1/31/08)*
3 PT Field Goals Attempted.....	6 vs. Rutgers (2/17/08)
3 PT Field Goals Percentage.....	0.0% (0-6) vs. Providence (1/31/08)*
Free Throws Made.....	0 vs. Pittsburgh (1/12/04)
Free Throws Attempted.....	2 vs. Pittsburgh (1/12/04)
	2 vs. West Virginia (2/1/06)
Free Throw Percentage.....	0.0% (0-2) vs. Pittsburgh (1/12/04)
Total Rebounds.....	7 vs. Rutgers (3/1/03)
Offensive Rebounds.....	3 vs. Pittsburgh (2/9/03)*
	3 vs. Boston College (2/8/05)*
Defensive Rebounds.....	4 vs. Rutgers (3/1/03)
Assists.....	2 vs. Boston College (2/4/04)
Steals.....	0 vs. Georgetown (3/4/04)*
	0 vs. Villanova (1/26/05)
Blocked Shots.....	0 on six occasions
Turnovers.....	0 vs. West Virginia (3/10/04)
Fouls.....	3 vs. West Virginia (1/7/04)*

Notre Dame – BIG EAST Team Game Lows (Total)

Points.....	48 vs. Georgetown (1/7/06)
Field Goals Made.....	13 vs. Rutgers (3/1/03)
Field Goals Attempted.....	42 vs. Miami (2/26/00)
Field Goal Percentage.....	29.7% (19-64) vs. Connecticut (2/21/04)
3 PT Field Goals Made.....	0 vs. Connecticut (1/12/99)
3 PT Field Goals Attempted.....	6 vs. Seton Hall (2/6/99)
3 PT Field Goals Percentage.....	10.5% vs. Rutgers (2/14/02)
Free Throws Made.....	2 vs. Syracuse (1/14/02)
	2 vs. West Virginia (2/1/06)
Free Throws Attempted.....	4 vs. Pittsburgh (3/8/01)
Free Throw Percentage.....	28.0% (7-25) vs. Georgetown (1/19/08)
Total Rebounds.....	21 vs. Rutgers (3/1/03)
Offensive Rebounds.....	4 vs. Pittsburgh (2/9/03)*
Defensive Rebounds.....	18 vs. Pittsburgh (2/7/04)*
	18 vs. Georgetown (1/6/07)
Assists.....	7 vs. Rutgers (3/1/03)
	7 vs. Pittsburgh (3/8/01)
Steals.....	2 vs. Cincinnati (2-18-07)
	3 vs. Georgetown (1/23/05)
Blocked Shots.....	0 vs. Georgetown (1/6/07)
Turnovers.....	4 vs. Connecticut (2/9/04)*





Opponent Highs and Lows in a BIG EAST Game

Opponent – BIG EAST Team Game High (1st Half)

Points.....	54, Connecticut (1/12/99)
Field Goals Made	22, Syracuse (3/4/03)*
Field Goals Attempted	44, Georgetown (3/4/01)*
Field Goal Percentage	65.2% (15-23), Providence (2/21/96)*
3 PT Field Goals Made.....	9 on three occasions
3 PT Field Goals Attempted.....	19, West Virginia (2/2/00)*
	19, Syracuse (1/11/06)*
3 PT Field Goals Percentage	100.0% (5-5), Connecticut (2/8/97)*
Free Throws Made	21, Connecticut (1/12/99)
Free Throws Attempted	23, Connecticut (1/12/99)
Free Throw Percentage.....	100.0% (7-7), Connecticut (3/11/04)
	100.0% (8-8), Providence (3/2/02)*
Total Rebounds.....	33, Connecticut (2/21/04)
Offensive Rebounds	14, Georgetown (3/8/03)
Defensive Rebounds	21, Connecticut (3/11/04)
	21, Connecticut (2/21/04)
Assists	12, Villanova (1/17/07)
Steals.....	9, Marquette (1/12/08)
Blocked Shots.....	10, Connecticut (2/21/04)
Turnovers	14, Pittsburgh (1/6/03)
Fouls.....	14, Rutgers (1/31/04)

Opponent – BIG EAST Team Game High (2nd Half)

Points.....	68, Georgetown (2/9/02)
Field Goals Made	23, Georgetown (2/9/02)
Field Goals Attempted	60, Georgetown (2/9/02)
Field Goal Percentage	66.7 % (20-30), Pittsburgh (3/5/05)*
3 PT Field Goals Made.....	9, Pittsburgh (1/29/97)
3 PT Field Goals Attempted.....	20, Miami (2/23/02)
3 PT Field Goals Percentage	83.3% (5-6), Boston College (3/1/97)
Free Throws Made	24, Pittsburgh (1/4/06)
Free Throws Attempted	39, Pittsburgh (1/4/06)
Free Throw Percentage.....	100.0% (14-14), Miami (1/28/00)*
Total Rebounds.....	30, Pittsburgh (1/6/03)
	30, Pittsburgh (1/4/06)
Offensive Rebounds	13, Syracuse (2/16/04)
	13, Virginia Tech (1/20/04)
Defensive Rebounds	26, Connecticut (2/21/04)
Assists	19, Pittsburgh (1/4/06)
Steals.....	8, Marquette (1/12/08)
Blocked Shots.....	6, Syracuse (1/11/06)*
	6, Connecticut (1/5/08)*
Turnovers	10, Rutgers (1/31/04)
Fouls.....	20, Seton Hall (2/18/06)

Opponent – BIG EAST Team Game High (Total)

Points.....	111, Georgetown (2/9/02)
Field Goals Made	41, Syracuse (3/4/03)*
Field Goals Attempted	87, Georgetown (1/7/97)
Field Goal Percentage	56.5% (34-60), Syracuse (1/17/04)*
3 PT Field Goals Made.....	14, Syracuse (1/16/00)
3 PT Field Goals Attempted.....	36, Boston College (1/2/00)*
3 PT Field Goals Percentage	71.4% (5-7), Seton Hall (2/5/03)
Free Throws Made	32, Connecticut (1/12/99)
Free Throws Attempted	46, Pittsburgh (1/4/06)
Free Throw Percentage.....	94.4% (17-18), Miami (1/25/00)*
Total Rebounds.....	59, Connecticut (2/21/04)
Offensive Rebounds	32, Georgetown (1/7/97)
Defensive Rebounds	40, Connecticut (1/3/98)
Assists	30, Pittsburgh (1/4/06)
Steals.....	24, Georgetown (2/10/99)*
Blocked Shots.....	19, Connecticut (OT) (2/21/06)
Turnovers	23, Villanova (1/6/02)*
Fouls.....	33, West Virginia (2/11/97)*

Opponent – BIG EAST Team Game Lows (1st Half)

Points.....	16, Georgetown (3/4/04)*
Field Goals Made	6, Georgetown (2/16/05)*
Field Goals Attempted	19, Georgetown (2/16/05)*
Field Goal Percentage	21.9% (7-32), Syracuse (3/4/03)*
3 PT Field Goals Made.....	0 on seven occasions
3 PT Field Goals Attempted.....	2, Georgetown (2/1/03)*
3 PT Field Goals Percentage	0.0% (0-10), DePaul (2/20/07)*
	0.0% (0-8), Connecticut (1/5/08)*
Free Throws Made	0 on four occasions
Free Throws Attempted	0, Rutgers (1/31/04)
	0, West Virginia (1/9/02)
Free Throw Percentage.....	0.0% on four occasions
Total Rebounds.....	10, West Virginia (2/1/06)
Offensive Rebounds	0, Virginia Tech (1/20/04)
Defensive Rebounds	7, Seton Hall (1/12/03)*
	7, West Virginia (1/3/08)*
Assists	2, South Florida (2/15/06)*
Steals.....	0, Connecticut (3/11/04)
	0, Georgetown (3/4/04)*
Blocked Shots.....	0 on six occasions
Turnovers	1, Pittsburgh (1/12/04)
Fouls.....	3, Pittsburgh (2/7/04)*

Opponent – BIG EAST Team Game Lows (2nd Half)

Points.....	21, Rutgers (1/14/03)*
Field Goals Made	5, West Virginia (1/9/02)
Field Goals Attempted	17, Boston College (1/9/96)
Field Goal Percentage	22.7%, West Virginia (1/9/02)
3 PT Field Goals Made.....	0, Connecticut (2/26/01)
3 PT Field Goals Attempted.....	3, Connecticut (2/26/01)
3 PT Field Goals Percentage	0.0% (0-3), Connecticut (2/26/01)
Free Throws Made	0, Pittsburgh (12/6/97)
	0, St. John's (1/23/07)
Free Throws Attempted	0, Pittsburgh (1/29/97)
	0, St. John's (1/23/07)
Free Throw Percentage.....	0.0% (0-0), Pittsburgh (1/29/97)
	0.0% (0-0), St. John's (1/23/07)
Total Rebounds.....	9, West Virginia (3/10/04)
	9, Virginia Tech (2/22/03)*
Offensive Rebounds	1, West Virginia (3/10/04)
Defensive Rebounds	3, Virginia Tech (2/22/03)*
Assists	2, Connecticut (3/11/04)
Steals.....	0, St. John's (3/6/04)
	0, West Virginia (1/15/05)
Blocked Shots.....	0, on five occasions
Turnovers	0, West Virginia (3/10/04)
Fouls.....	2, Connecticut (2/21/05)

Opponent – BIG EAST Team Game Lows (Total)

Points.....	48, Georgetown (3/4/04)*
Field Goals Made	17, Rutgers (1/20/96) *
Field Goals Attempted	40, Syracuse (2/5/05)
Field Goal Percentage	28.1% (18-64), Georgetown (3/4/04)*
3 PT Field Goals Made.....	1, Georgetown (2/7/98)
	1, South Florida (2/15/06)*
3 PT Field Goals Attempted.....	7, Seton Hall (2/5/03)
3 PT Field Goals Percentage	9.5% (2-21), Seton Hall (2/6/99)
Free Throws Made	1, DePaul (2/2/08)*
Free Throws Attempted	3, Connecticut (2/12/00)*
	3, DePaul (2/2/08)*
Free Throw Percentage.....	33.3% (1-3), DePaul (2/2/08)
Total Rebounds.....	22, West Virginia (2/1/06)
Offensive Rebounds	4, West Virginia (2/18/03)
Defensive Rebounds	16, Pittsburgh (1/30/02)*
Assists	6, Syracuse (2/5/05)
Steals.....	1, Connecticut (3/11/04)
Blocked Shots.....	0 on three occasions
Turnovers	4, Syracuse (2/15/03)
Fouls.....	11, Connecticut (3/11/04)

* Indicates game played at the Joyce Center, Notre Dame, Ind.





The Last Time ...

Notre Dame recorded a ...

30-Point win was on 12/29/07 - ND 87, Brown 54 (33 points)*
40-Point win was on 12/8/07 - ND 108, Northern Illinois (46 points)*
50-Point win was on 12/28/06 - ND 101, Rider 51 (50 points)
30-Point loss was on 1/7/99 - ND 62, Villanova 93 (31 points)*

Notre Dame shot ...

60% on FGs was on 12/8/07 - 62.1% (36-58) vs. Northern Illinois (ND 108 - Northern Illinois 62)
65% on FGs was on 1/30/02 - 66.7% (34-51) vs. Pittsburgh (ND 89 - Pittsburgh 76)*
90% on FTs was on 1/5/08 - 90.9% (10-11) vs. Connecticut (ND 73 - Connecticut 67)*

Notre Dame ...

Won 10 games in a row was from 11/24/07 thru 1/5/08 - 10 straight
Won 15 games in a row was from 12/31/53 thru 3/9/54 - 18 straight
Won 20 games in a row never
Lost 5 games in a row was from 1/20/06 thru 2/4/06 - 5 straight
Scored 100 points was on 12/8/07 (ND 108 - Northern Illinois 62)*
- Scored 100 points on the road was on 1/30/07 (ND 103 - Syracuse 91)
- Scored 100 points at a neutral site was on 3/12/78 (ND 100 - Houston 77) (NCAA First Round, Tulsa, OK)
- Scored 100 points and lost was on 3/20/71 (ND 106 - Houston 119) (NCAA Regional Semi-finals at Wichita, KS)
Allowed 100 points was on 1/17/07 vs. Villanova (ND 87 - Villanova 102)
Scored less than 50 points was on 1/6/07 vs. Georgetown (ND 48 - Georgetown 66)
Allowed less than 50 points was on 11/16/07 vs. Monmouth (ND 76 - Monmouth 33)
Played an Overtime Game was on 1/31/08 vs. Providence (ND 81 - Providence 74 - OT)*
- Played in a Multi-Overtime Game was on 3/20/06 vs. Michigan (ND 87 - Michigan 84 - 2OT)
Won on a "last second" shot was on 2/9/03 vs. Pittsburgh (ND 66 - Pittsburgh 64 - Torin Francis layup at 00:00.6)*
Had 5 double figure scorers ... was on 2/9/08 vs. Marquette (ND 86 - Marquette 83)* Luke Harangody 18, Tory Jackson 14, Kyle McAlarney 12, Luke Zeller 11, Zach Hillesland 10
Had 6 double figure scorers was on 12/14/03 vs. DePaul (ND 82 - DePaul 69) Jordan Cornette 17, Chris Thomas 13, Colin Falls 12, Torin Francis 12, Chris Quinn 12, Rick Cornett 10
Had 7 double figure scorers never
Had two double-figure rebounders was on 2/21/08 vs. Pittsburgh (ND 82 - Pittsburgh 70) Tory Jackson 13, Luke Harangody 12*
Had two players with double-doubles was on 2/21/08 vs. Pittsburgh (ND 82 - Pittsburgh 70) Luke Harangody (23 pts, 12 rebs), Tory Jackson (16 pts, 13 rebs)*
Had three players with double-doubles never
Had two 30-point scorers was on 2/18/06 vs. Seton Hall (ND 102 - Seton Hall 91) Chris Quinn - 34, Colin Falls - 32
Had two 20-point scorers was on 1/15/08 vs. Cincinnati (ND 91 - Cincinnati 74) Luke Harangody - 25, Kyle McAlarney - 22*
Had three 20-point scorers was on 3/8/07 vs. Syracuse (ND 89 - Syracuse 83) Russell Carter 24, Luke Harangody 20, Colin Falls 23
Made 10 three-point field goals was on 2/9/08 - 10-23 (43.5%) vs. Marquette (ND 86 - Marquette 83)*
Committed 10 turnovers or less was on 2/21/08 - 7 turnovers vs. Pittsburgh (ND 82 - Pittsburgh 70)*
Committed 5 turnovers or less was on 2/21/06 - 4 turnovers vs. Connecticut (ND 74 - Connecticut 75 - OT)
Committed 25 turnovers was on 2/8/00 - 26 turnovers vs. Villanova (ND 69 - Villanova 86)
Forced 25 turnovers was on 11/16/01 - 30 turnovers vs. New Hampshire (ND 95 - New Hampshire 53)

An Irish player had ...

25+ points was on 2/13/08 - Luke Harangody (32) vs. Connecticut (ND 78 - Connecticut 84)
30+ points was on 2/13/08 - Luke Harangody (32) vs. Connecticut (ND 78 - Connecticut 84)
35+ points was on 1/4/06 - Chris Quinn (37) vs. Pittsburgh (ND 97 - Pittsburgh 100 2OT)
40+ points was on 11/28/93 - Monty Williams (42) vs. Valparaiso (ND 96 - Valparaiso 74)*
15 or more rebounds was on 2/13/08 - Luke Harangody (16) vs. Connecticut (ND 78 - Connecticut 84)
20 rebounds was on 11/22/02 - Torin Francis (20) vs. Bucknell (ND 73 - Bucknell 42)*
a "double-double" was on 2/21/08 - Tory Jackson (16 pts, 13 rebs), Luke Harangody (23 pts., 12 rebs.) vs. Pittsburgh (ND 82 - Pittsburgh 70)*
a "triple-double" was on 11/16/01 - Chris Thomas (24 pts, 11 ast, 11 steals) vs. New Hampshire (ND 99 - New Hampshire 53)*
20 points and 10 rebounds was on 2/21/08 - Luke Harangody (23 pts, 12 rebs) vs. Pittsburgh (ND 82 - Pittsburgh 70)*
20 points and 20 rebounds was on 1/8/01 - Troy Murphy (25 pts, 20 rebs) vs. Seton Hall (ND 76 - Seton Hall 78)
10 assists was on 2/17/08 - Tory Jackson (10) vs. Rutgers (ND 71 - Rutgers 68)
10 blocks was on 11/17/02 - Jordan Cornette (11) vs. Belmont (ND 76 - Belmont 48)*#
10 steals was on 11/16/01 - Chris Thomas (11) vs. New Hampshire (ND 99, New Hampshire 53)*#

An opposing player had ...

25+ points was on 2/13/08 - A.J. Price (26), Connecticut (ND 78 - Connecticut 84)
30+ points was on 3/9/07 - Jeff Green (30), Georgetown (ND 82 - Georgetown 84)
35+ points was on 2/1/03 - Mike Sweetney (38), Georgetown (ND 93 - Georgetown 92 2OT)
40+ points was on 2/8/87 - Danny Manning (40), Kansas (ND 60 - Kansas 70)
15 rebounds was on 3/8/07 - Paul Harris (15), Syracuse (ND 89 - Syracuse 83)
20 rebounds was on 3/8/07 - Terrance Roberts (20), Syracuse (ND 89 - Syracuse 83)
a "double-double" was on 2/21/08 - DeJuan Blair (14 pts, 13 rebs), Pittsburgh (ND 82 - Pittsburgh 70)*
a "triple-double" was on 2/21/06 - Marcus Williams (18 pts, 10 rebs, 13 asts) Connecticut (ND 74 - Connecticut 75 - OT)
20 points and 10 rebounds was on 2/9/08 - Lazar Hayward (21 pts, 11 rebs) Marquette (ND 86 - Marquette 83)*
20 points and 20 rebounds was on 2/9/02 - Mike Sweetney (35 pts, 20 rebs) Georgetown (ND 116 - Georgetown 111 - 4OT)
10 assists was on 3/16/07 - Michael Jenkins (11), Winthrop (ND 64 - North Carolina 74)
10 blocks was on 1/5/08 - Hasheem Thabeet (10), Connecticut (ND 73 - Connecticut 67)*
10 steals was on 1/29/89 - Mark Macon (11), Temple (ND 64 - Temple 60)*

*indicates Notre Dame home game; #school record; @Joyce Center record





The Last Time In A BIG EAST Game...

Notre Dame Recorded a ...
30-Point win.....never
40-Point win.....never
50-Point win.....never
30-Point loss.....was on 1/7/99 – ND 62, Villanova 93 (31 points)

Notre Dame Shot ...
60% on FGs.....was on 1/6/01 – 60.8% (31-51) vs. Rutgers (ND 87 - Rutgers 80)*
65% on FGs.....was on 1/30/02 – 66.7% (34-51) vs. Pittsburgh (ND 89 - Pittsburgh 76)*
90% on FTs.....was on 1/20/06 – 92.3% (12-13) vs. Marquette (ND 65 - Marquette 67)


Notre Dame ...
Won 5 BIG EAST games in a rowwas from 1/26/08 thru 2/9/08 (5 straight)
Won 10 BIG EAST games in a rownever
Lost 5 BIG EAST games in a rowwas from 1/20/06 thru 2/4/04 (5 straight)
Scored 100 points.....was on 1/30/07 (ND 103 - Syracuse 91)
- Scored 100 points on the roadwas on 1/30/07 (ND 103 - Syracuse 91)
- Scored 100 points on the neutral site.....never
- Scored 100 points and lost.....never
Allowed 100 pointswas on 1/17/07 vs. Villanova (ND 87 - Villanova 102)
Scored less than 50 pointswas on 1/6/07 vs. Georgetown (ND 48 - Georgetown 66)
Allowed less than 50 pointswas on 3/4/04 vs. Georgetown (ND 61 - Georgetown 48)*
Played an Overtime Gamewas on 1/31/08 vs. Providence (ND 81 - Providence 74 - OT)*
- Played in a Multi-Overtime Game.....was on 1/24/06 vs. Georgetown (ND 82 - Georgetown 85 - 2OT)*
Won on a "last second" shot.....was on 2/9/03 vs. Pittsburgh (ND 66 - Pittsburgh 64 - Torin Francis layup at 00:00.6)*
Had 5 double figure scorers ... was on 2/9/08 vs. Marquette (ND 86 – Marquette 83)* Luke Harangody 18, Tory Jackson 14, Kyle McAlarney 12, Luke Zeller 11, Zach Hillesland 10
Had 6 double figure scorersnever
Had 7 double figure scorersnever
Had two double figure rebounderswas on 2/21/08 vs. Pittsburgh (ND 82 - Pittsburgh 70) Tory Jackson 13, Luke Harangody 12*
Had two players with double-doubles.....was on 2/21/08 vs. Pittsburgh (ND 82 - Pittsburgh 70) Luke Harangody (23 pts, 12 rebs), Tory Jackson (16 pts, 13 rebs)*
Had three players with double-doublesnever
Had two 30-point scorers.....was on 2/18/06 vs. Seton Hall (ND 102 – Seton Hall 91) - Chris Quinn - 34, Colin Falls - 32
Had two 20-point scorers.....was on 1/26/08 vs. Villanova (ND 90 - Villanova 80) - Kyle McAlarney - 30, Luke Harangody - 25
Had three 20-point scorerswas on 3/8/07 vs. Syracuse (ND 89 - Syracuse 83) - Russell Carter 24, Luke Harangody 20, Colin Falls 23
Made 10 three-point field goalswas on 2/9/08 – 10-23 (43.5%) vs. Marquette (ND 86 - Marquette 83)*
Committed 10 turnovers or less.....was on 2/21/08 – 7 turnovers vs. Pittsburgh (ND 82 - Pittsburgh 70)*
Committed 5 turnovers or less.....was on 2/21/06 - 4 turnovers vs. Connecticut (ND 74 - Connecticut 75 - OT)
Committed 25 turnoverswas on 2/8/00 - 26 turnovers vs. Villanova (ND 69 - Villanova 86)
Forced 25 turnoversnever

An Irish player had ...
25+ points.....was on 2/13/08 - Luke Harangody (32) vs. Connecticut (ND 78 - Connecticut 84)
30+ points.....was on 2/13/08 - Luke Harangody (32) vs. Connecticut (ND 78 - Connecticut 84)
35+ points.....was on 1/4/06 - Chris Quinn (37) vs. Pittsburgh (ND 97 - Pittsburgh 100 - 2OT)
40+ points.....never
15 or more rebounds.....was on 2/13/08 - Luke Harangody (16) vs. Connecticut (ND 78 - Connecticut 84)
20 rebounds.....was on 1/8/01 - Troy Murphy (20) vs. Seton Hall (ND 76 - Seton Hall 78)
a "double-double".....was on 2/21/08 - Tory Jackson (16 pts, 13 rebs), Luke Harangody (23 pts., 12 rebs.) vs. Pittsburgh (ND 82 - Pittsburgh 70)*
a "triple-double"never
20 points and 10 reboundswas on 2/21/08 - Luke Harangody (23 pts, 12 rebs) vs. Pittsburgh (ND 82 - Pittsburgh 70)*
20 points and 20 rebounds.....was on 1/8/01 - Troy Murphy (25 pts, 20 rebs) vs. Seton Hall (ND 76 - Seton Hall 78)
10 assists.....was on 2/17/08 - Tory Jackson (10) vs. Rutgers (ND 71 - Rutgers 68)
10 blocksnever
10 stealsnever

An opposing player had ...
25+ pointswas on 2/13/08 - A.J. Price (26), Connecticut (ND 78 - Connecticut 84)
30+ pointswas on 3/9/07 - Jeff Green (30), Georgetown (ND 82 - Georgetown 84)
35+ pointswas on 2/1/03 - Mike Sweetney (38), Georgetown (ND 93 - Georgetown 92 - 2OT)
40+ pointsnever
15 rebounds.....was on 2/3/07 - McHugh Mattis (16), South Florida (ND 63 - South Florida 69)
20 rebounds.....was on 3/8/07 - Terrance Roberts (20), Syracuse (ND 89 - Syracuse 83)
a "double-double".....was on 2/21/08 - DeJuan Blair (14 pts, 13 rebs), Pittsburgh (ND 82 - Pittsburgh 70)*
a "triple-double"was on 2/21/06 - Marcus Williams (18 pts, 10 rebs, 13 asts), Connecticut (ND 74 - Connecticut 75 - OT)
20 points and 10 reboundswas on 2/9/08 - Lazar Hayward (21 pts, 11 rebs), Marquette (ND 86 - Marquette 83)*
20 points and 20 reboundswas on 2/9/02 - Mike Sweetney (35 pts, 20 rebs), Georgetown (ND 116 - Georgetown 111 - 4OT)
10 assists.....was on 2/21/05 - Marcus Williams (12), Connecticut (ND 74 - Connecticut 88)
10 blockswas on 1/5/08 - Hasheem Thabeet (10), Connecticut (ND 73 - Connecticut 67)*
10 stealsnever

Note: Notre Dame began playing as a member of the BIG EAST Conference in 1995-96.
* indicates Notre Dame home game; @ indicates Joyce Center record; # indicates school record





Rob Kurz #31

Forward • Senior • 6-9 • 232

Lower Gwynedd, Pa. (Penn Charter)

SENIOR SEASON (2007-08):

Has started all 25 contests for the Irish this season, has scored in double figures in 15 games, grabbed 10-plus boards in 11 contests and recorded eight double-doubles ... most recent double-double came in win at Rutgers (2/17) as he scored 11 points and grabbed a career-high 14 boards .. recorded seventh double-double with 17 points, 10 rebounds and matched season-high with four rebounds vs. Seton Hall (2/6) ... was 6-6 from the free throw line, making key baskets in the final minutes of play vs. Providence (1/31) ... registered sixth double-double of the season with 17 points and 10 rebounds vs. Cincinnati (1/15) ... finished with 14 points and 10 boards vs. Connecticut (1/5) ... scored 14 points vs. Pittsburgh (2/21) ... matched a then career-high 13 rebounds against West Virginia (1/3) ... recorded third double-double of the season vs. Brown (12/29) as he finished with 15 points and 11 boards ... grabbed 12 boards against DePaul (2/2) ... posted second back-to-back double-double of his career when he finished with season-high 23 points and grabbed a career-high 13 boards against North Florida (12/31) ... had team high 17 points against Northern Illinois (12/8) ... netted a season high 20 points against Colgate (11/26) ... also brought down 10 rebounds against the Raiders to mark his second double-double of the season ... grabbed season high 11 rebounds vs. Youngstown State (11/24) ... played season high 31 minutes vs. Georgia Tech (11/19) ... was 3-of-5 behind the arc against the Yellow Jackets ... was perfect from the line (6-6) against Tech ... recorded 15 points against Monmouth in only 24 minutes of play (11/16) ... played 28 minutes vs. Long Island in season opener with a season high 19 points (11/12) ... recorded first double-double of the season (12th of career) ... was 8-of-12 from the field, tying career high eight field goals ... also finished with 10 rebounds vs. the Blackbirds ... recorded four blocked shots against Long Island, another season-high ... BIG EAST Weekly Honor Roll (12/31).

Opponent	G-GS	Min.	FG-FGA	3Pt FG-FGA	FT-FTA	Reb.	A	PF	BS	ST	Pts.
Cincinnati	2-2	61/30.5	5-14	1-3	11-14	17/8.5	3	6	1	1	22/11.0
Connecticut	4-2	79/19.8	8-22	4-7	2-4	20/5.0	1	9	2	3	22/5.5
DePaul	5-3	140/28.0	17-31	7-9	9-12	37/7.4	8	10	6	3	50/10.0
Georgetown	6-5	159/26.5	13-35	4-11	21-21	36/6.0	6	14	4	5	48/8.0
Louisville	2-1	47/23.5	2-11	1-4	8-10	13/6.5	7	8	3	0	13/6.5
Marquette	5-4	129/25.8	11-31	3-12	5-7	21/4.2	3	8	4	2	32/6.4
Pittsburgh	2-1	44/22.0	7-13	2-4	4-4	7/3.5	1	7	1	0	20/10.0
Providence	5-3	107/21.4	12-31	1-7	11-18	26/5.2	5	11	8	2	39/7.8
Rutgers	3-2	76/25.3	9-20	2-5	6-7	22/7.3	3	6	4	0	26/8.7
St. John's	1-1	27/27.0	1-8	0-3	5-6	9/9.0	0	3	2	1	7/7.0
Seton Hall	3-2	77/25.7	9-17	2-7	23-28	20/6.7	3	8	7	0	43/14.3
South Florida	3-1	75/25.0	8-16	3-3	12-14	22/7.3	1	7	7	2	31/10.3
Syracuse	2-2	53/26.5	5-17	1-2	12-15	11/5.5	1	2	2	1	17/8.5
Villanova	4-4	98/24.5	10-26	2-8	11-14	25/6.3	1	12	2	3	33/8.3
West Virginia	4-2	77/19.3	3-10	0-0	10-13	25/6.3	2	5	3	0	16/4.0

Career Highs

Points.....	25 vs. Lehigh (11-27-06)
Field Goals	8 vs. Lafayette (11-20-05) and Long Island (11-12-07)
Field Goals Attempted.....	13 vs. Alabama (12-7-06) and DePaul (2-8-07)
Field-Goal Percentage.....	1.000 on four occasions
Three-Point Field Goals	3 on four occasions
Three-Point Field Goals Attempted.....	5 on four occasions
Three-Point Field Goal Percentage.....	1.000 on 10 occasions
Free Throws	12 vs. Lehigh (11-27-06)
Free Throws Attempted.....	13 vs. Lehigh (11-27-06) and Rider (12-28-06)
Free-Throw Percentage.....	1.000 on 30 occasions
Rebounds.....	14 vs. Rutgers (2-17-08)
Assists.....	7 vs. Elon (12-16-06)
Blocked Shots.....	5 vs. Wofford (12-30-05)
Steals.....	3 on four occasions
Minutes.....	43 vs. Georgetown (1-24-06)

Season Stats

Opp.	Min.	Total			Rebounds			PF	A	TO	BLK	Stl.	Pts.			
		FG-FGA	Pct.	3FG-FGA	Pct.	FT-FTA	Pct.							Off.	Def.	Total
Long Island (S)	28	8-12	.667	1-3	.333	2-2	1.000	2	8	10	2	3	0	4	0	19
Monmouth (S)	24	5-9	.556	1-1	1.000	4-7	.571	2	3	5	2	3	4	1	0	15
Baylor (S)	27	2-11	.182	2-4	.500	7-8	.875	1	4	5	4	0	2	0	1	13
Georgia Tech (S)	31	3-6	.500	3-5	.600	6-6	1.000	2	3	5	4	4	3	2	1	15
Youngstown State (S)	26	3-5	.600	0-0	.000	2-3	.667	1	10	11	2	4	0	2	0	8
Colgate (S)	28	7-10	.700	0-2	.000	6-6	1.000	5	5	10	2	4	2	1	1	20
Eastern Michigan (S)	27	2-5	.400	0-0	.000	3-7	.429	2	4	6	3	4	2	3	0	7
Kansas State (S)	21	3-5	.600	0-1	.000	0-0	.000	0	3	3	2	0	4	1	1	6
Northern Illinois (S)	19	4-7	.571	2-2	1.000	7-8	.875	1	5	6	3	2	1	0	0	17
San Francisco (S)	29	5-9	.556	1-2	.500	1-1	1.000	2	6	8	2	3	1	0	3	12
Brown (S)	26	5-10	.500	0-2	.000	5-5	1.000	3	8	11	2	1	1	1	1	15
North Florida (S)	32	7-11	.636	3-5	.600	6-8	.750	3	10	13	4	4	3	1	2	23
West Virginia (S)	35	1-5	.200	0-0	.000	6-6	1.000	4	9	13	2	1	4	2	0	8
Connecticut (S)	31	5-12	.417	2-3	.667	2-2	1.000	5	5	10	4	1	2	2	1	14
Marquette (S)	25	3-8	.375	2-6	.333	3-4	.750	1	5	6	2	1	4	0	1	11
Cincinnati (S)	32	4-11	.363	1-3	.333	8-9	.889	4	6	10	3	3	2	1	1	17
Georgetown (S)	32	1-6	.167	0-2	.000	6-6	1.000	2	4	6	4	2	0	0	1	8
Villanova (S)	31	3-7	.429	2-5	.400	4-4	1.000	1	3	4	3	1	4	0	0	12
Providence (S)	30	2-8	.250	1-4	.250	6-6	1.000	2	5	7	4	4	2	3	1	11
DePaul (S)	28	2-7	.285	0-1	.000	4-4	1.000	3	9	12	3	1	1	2	0	8
Seton Hall (S)	31	4-10	.400	1-5	.200	8-9	.889	2	8	10	2	1	2	4	0	17
Marquette (S)	24	2-6	.333	1-2	.500	0-0	.000	1	4	5	1	1	1	1	0	5
Connecticut (S)	21	1-5	.200	0-2	.000	0-0	.000	1	2	3	3	0	2	0	1	2
Rutgers (S)	36	4-11	.363	1-4	.250	2-2	1.000	3	11	14	1	0	2	3	0	11
Pittsburgh (S)	29	5-11	.455	2-4	.500	2-2	1.000	0	5	5	4	1	1	1	0	14

Career Statistics

YEAR	G-S	MIN/AVG	FG-FGA	PCT.	3-Point			Rebounds							PF-D	PTS/AVG	
					FG-FGA	PCT.	FT-FTA	PCT.	O	D	TOT	AVG.	AST.	STL			BLK
2004-05	14-0	66/4.7	5-14	.357	1-3	.333	8-14	.571	8	8	16	1.1	3	1	2	9-1	19/1.4
BIG EAST	4-0	4/1.0	0-0	.000	0-0	.000	0-0	.000	0	0	0	0.0	0	0	0	0-0	0/0.0
2005-06	30-12	638/21.3	61-131	.466	11-25	.440	58-75	.773	55	97	152	5.1	19	15	26	76-3	191/6.4
BIG EAST	16-5	339/21.2	32-71	.451	6-13	.462	33-44	.750	25	50	75	4.7	6	7	11	37-1	103/6.5
2006-07	31-30	868/28.0	113-226	.500	21-49	.429	145-179	.810	94	154	248	8.0	53	24	46	85-1	392/12.6
BIG EAST	15-14	434/28.9	45-107	.421	10-25	.400	56-77	.727	43	64	107	7.1	19	6	23	41-0	156/10.4
2007-08	25-25	703/28.1	91-207	.440	26-68	.382	100-115	.870	53	145	198	7.9	49	16	35	68-0	308/12.3
BIG EAST	13-13	385/29.6	37-107	.346	13-41	.317	51-54	.944	29	76	105	8.1	17	6	19	36-0	138/10.6
TOTALS	100-67	2275/22.8	270-578	.467	59-145	.407	311-383	.812	210	404	614	6.1	124	56	109	238-5	910/9.1
BIG EAST	48-32	1162/24.2	114-285	.400	29-79	.367	140-175	.800	97	190	287	6.0	42	19	53	114-1	397/8.3





Ryan Ayers #42

Guard/Forward • Junior • 6-7 • 210
Blue Bell, Pa. (Germantown Academy)

JUNIOR SEASON (2007-08):

Started the first 17 games of the season ... had back-to-back games with double figure scoring 10 points against Villanova (1/26) and Providence (1/31) ... knocked down key three point basket in overtime to surge Notre Dame ahead of the Friars (1/31) ... came off the bench against Villanova (1/26) and scored 10 points as he netted double figures for the sixth time ... finished with nine points, hitting 4-5 shots from the field against Seton Hall (2/6) ... also had nine points vs. Marquette (2/9) and connected on key four-point play ... netted seven points and grabbed four rebounds vs. Cincinnati (1/15) in 30 minutes ... tallied nine points, grabbed three rebounds and matched career-high with two blocked shots against DePaul (2/2) ... knocked down two free-throws near the end of the second half to seal win over Connecticut (1/5) ... registered second double-figure scoring effort of the season (and third of his career) against Eastern Michigan (12/1) when he finished with 12 points, hitting 4-5 shots from the field, including 3-4 from three-point range ... finished with 11 points against Northern Illinois ... matched career-high with three assists vs. Youngstown State (11/24) ... netted a personal-best 13 points and five field goals against Monmouth (11/16) in addition to grabbing a career-high seven rebounds ... posted season-high 32 minutes against the Hawks ... matched career-high of 13 points against Brown (12/29) and also grabbed six boards ... followed that up with the first back-to-back double-figure scoring effort of his career when he finished with 10 points and six boards vs. North Florida (12/31) ... made first career season-opener start with the Irish against Long Island (11/12) and second of his career ... scored eight or more points in 15 games.

Career Stats vs. The BIG EAST

Opponent	G-GS	Min.	FG- FGA	3Pt. FG- FGA	FT- FTA	Reb.	A	PF	BS	ST	Pts.
Cincinnati	2-1	60/30.0	6-6	5-5	2-4	5/2.5	1	1	1	1	19/5.0
Connecticut	2-1	56/28.0	3-12	2-7	2-2	7/3.5	1	3	1	1	10/5.0
DePaul	4-0	60/15.0	6-12	3-7	0-0	6/1.5	3	1	2	0	12/3.0
Georgetown	3-1	37/12.3	1-5	1-5	1-2	2/0.7	1	1	0	2	4/1.3
Louisville	1-0	3/3.0	0-0	0-0	0-0	0/0.0	0	1	0	0	0/0.0
Marquette	5-1	41/8.2	4-12	2-9	3-3	5/1.0	2	2	0	4	13/2.6
Pittsburgh	2-0	28/14.0	1-3	1-3	2-2	2/1.0	3	3	0	0	5/2.5
Providence	3-1	57/19.0	5-9	3-5	2-3	5/1.7	2	4	0	2	15/5.0
Rutgers	3-0	41/13.7	5-7	3-5	0-0	5/1.7	0	3	1	0	13/4.3
St. John's	0-0	0/0.0	0-0	0-0	0-0	0/0.0	0	0	0	0	0/0.0
Seton Hall	3-0	36/12	6-7	3-3	0-0	5/1.7	1	1	1	0	15/5.0
South Florida	2-0	21/10.5	2-6	1-3	0-1	4/2.0	0	0	0	2	5/2.5
Syracuse	2-0	20/10.0	2-5	1-4	2-2	1/0.5	0	3	1	0	7/3.5
Villanova	3-0	37/12.3	4-8	4-8	6-9	6/2.0	1	2	1	3	18/6.0
West Virginia	3-1	41/13.7	3-5	3-5	2-2	5/1.7	0	1	1	0	11/3.7

Career Highs

Points.....13 vs. Monmouth (11-16-07) and Brown (12-29-07)
 Field Goals5 vs. Monmouth (11-16-07) and Brown (12-29-07)
 Field Goals Attempted..... 11 vs. Brown (12-29-07)
 Field-Goal Percentage..... 1.000 on six occasions
 Three-Point Field Goals4 vs. Cincinnati (2-18-07)
 Three-Point Field Goals Attempted..... 7 vs. San Francisco (12-22-07)
 Three-Point Field Goal Percentage..... 1.000 on nine occasions
 Free Throws4 vs. Villanova (1-26-08)
 Free Throws Attempted.....6 vs. Villanova (1-26-08)
 Free-Throw Percentage.....1.000 on 10 occasions
 Rebounds..... 7 vs. Winston-Salem St. (11-29-06) and Monmouth (11-16-07)
 Assists..... 3 on four occasions
 Blocked Shots..... 2 vs. Monmouth (11-16-07) and DePaul (2-2-08)
 Steals.....5 vs. Winthrop (3-16-07)
 Minutes.....36 vs. West Virginia (1-3-08) and Providence (1-31-08)


Season Stats

Opp.	Min.	Total			Rebounds			PF	A	TO	BLK	Stl.	Pts.			
		FG-FGA	Pct.	3FG-FGA	Pct.	FT-FTA	Pct.							Off.	Def.	Total
Long Island (S)	24	3-8	.375	2-4	.500	0-0	.000	0	4	4	3	1	0	1	8	
Monmouth (S)	32	5-6	.833	3-4	.750	0-0	.000	2	5	7	0	3	1	2	0	13
Baylor (S)	27	3-6	.500	3-5	.600	0-0	.000	1	2	3	3	1	1	0	0	9
Georgia Tech (S)	18	1-3	.333	1-2	.500	0-0	.000	1	1	2	0	0	0	0	1	3
Youngstown State (S)	26	2-8	.250	2-5	.400	0-0	.000	2	1	3	1	3	2	0	1	6
Colgate (S)	20	3-7	.429	1-4	.250	2-2	1.000	0	2	2	1	0	1	0	1	9
Eastern Michigan (S)	27	4-5	.800	3-4	.750	1-1	1.000	0	1	1	0	0	0	0	0	12
Kansas State (S)	30	2-8	.250	1-2	.500	0-1	.000	1	2	3	2	2	0	1	2	5
Northern Illinois (S)	19	4-6	.667	2-4	.500	1-3	.333	1	3	4	1	3	0	0	1	11
San Francisco (S)	29	3-8	.375	3-7	.429	0-0	.000	0	3	3	0	0	1	1	0	9
Brown (S)	20	5-11	.455	3-6	.500	0-0	.000	4	2	6	3	2	0	1	0	13
North Florida (S)	28	3-6	.500	2-4	.500	2-2	1.000	1	5	6	1	2	2	1	2	10
West Virginia (S)	36	2-4	.500	2-4	.500	2-2	1.000	0	5	5	1	0	2	1	0	8
Connecticut (S)	32	1-6	.167	1-4	.250	2-2	1.000	0	3	3	2	0	1	0	1	5
Marquette (S)	23	0-3	.000	0-2	.000	0-0	.000	0	2	2	1	1	0	0	1	0
Cincinnati (S)	30	2-2	1.000	1-1	1.000	2-4	.500	1	3	4	0	1	1	0	1	7
Georgetown (S)	23	1-4	.250	1-4	.250	1-2	.500	0	2	2	1	1	0	0	1	4
Villanova	18	2-3	.667	2-3	.667	4-6	.667	1	4	5	1	1	1	0	3	10
Providence	36	3-5	.600	2-4	.500	2-3	.667	0	3	3	2	1	1	0	1	10
DePaul	32	4-8	.500	1-3	.333	0-0	.000	0	3	3	1	2	1	2	0	9
Seton Hall	19	4-5	.800	1-1	1.000	0-0	.000	1	3	4	1	0	2	1	0	9
Marquette	23	3-6	.500	2-5	.400	1-1	1.000	0	1	1	0	1	1	0	1	9
Connecticut	24	2-6	.333	1-3	.333	0-0	.000	2	2	4	1	1	1	1	0	5
Rutgers	28	3-4	.750	1-2	.500	0-0	.000	1	3	4	2	0	1	1	0	7
Pittsburgh	22	1-3	.333	1-3	.333	2-2	1.000	1	1	2	2	3	0	0	0	5

Career Statistics

YEAR	G-S	MIN/AVG	FG-FGA	PCT.	3-Point			Rebounds							PTS/AVG		
					FG-FGA	PCT.	FT-FTA	PCT.	O	D	TOT	AVG.	AST.	STL		BLK	PF-D
2005-06	18-0	123/6.8	6-22	.273	3-12	.250	4-4	1.000	3	9	12	0.7	3	3	2	11-0	19/1.1
BIG EAST	8-0	27/3.4	2-5	.400	1-2	.500	0-0	.000	0	1	1	0.3	0	3	0	5-0	5/0.6
2006-07	30-1	358/11.9	28-67	.418	18-48	.375	14-18	.778	9	32	41	1.4	13	15	5	29-0	88/2.9
BIG EAST	15-1	175/11.7	18-30	.600	15-25	.600	6-8	.750	2	11	13	0.9	3	3	3	12-0	57/3.8
2007-08	25-17	649/26.0	66-141	.468	42-90	.467	22-31	.710	20	66	86	3.4	29	18	13	30-0	196/7.8
BIG EAST	13-5	349/26.8	28-59	.475	16-39	.410	16-22	.727	7	35	42	3.2	12	9	6	15-0	88/6.8
TOTAL	73-18	1130/15.5	100-230	.435	63-150	.420	40-53	.755	32	107	139	1.9	45	36	20	70-0	303/4.2
BIG EAST	36-6	551/15.3	48-94	.511	32-66	.485	22-30	.733	9	47	56	1.6	15	15	9	32-0	150/4.2





Zach Hillesland #33
Forward • Junior • 6-9 • 233
Toledo, Ohio (St. John's Jesuit)

JUNIOR SEASON (2007-08):

Started the first game of the season and fifth of his career against Villanova (1/26) and subsequent games against Providence (1/31) and DePaul (2/2) ... finished with two points and six rebounds against the Wildcats ... has grabbed five or more rebounds in 16 of the 24 contests he has played ... netted double figures for the third time this season vs. Marquette (2/9) as he finished with 10 points and grabbed seven boards ... scored seven points vs. Seton Hall (2/6) ... brought down seven defensive rebounds in 18 minutes of play against Georgetown (1/21) ... scored in double figures for the third time this season as he finished with 10 points and five rebounds against the Blue Demons ... missed the North Florida game (12/31) after suffering sprained ankle in previous outing vs. Brown ... matched season-high with four assists vs. Brown (12/29) ... scored eight points and grabbed four rebounds against San Francisco (12/22) as he matched a career-best six free throws from the line ... was 6-of-8 from the line vs. Northern Illinois, matching a career record six free throws (12/8) ... followed Georgia Tech performance with a 10-point performance vs. Youngtown State (11/24) to record first back-to-back double-figure scoring effort of his career ... netted 12 points for the Irish against Georgia Tech (11/19) while playing a season-high 27 minutes ... finished with nine points and six rebounds in win over Monmouth (11/16) ... grabbed a season-high nine rebounds versus scored eight points and grabbed a season-high seven rebounds vs. Long Island (11/12).

Career Stats vs. The BIG EAST

Opponent	G-GS	Min.	FG-FGA	3Pt FG-FGA	FT-FTA	Reb.	A	PF	BS	ST	Pts.
Cincinnati	2-0	32/16.0	3-7	0-0	4-6	6/3.0	5	9	0	1	10/5.0
Connecticut	2-1	40/20.0	3-9	0-0	0-0	11/5.5	5	5	0	0	6/3.0
DePaul	3-1	53/17.7	6-12	0-0	2-2	9/3.0	7	4	1	3	14/4.7
Georgetown	3-0	54/18.0	5-9	0-0	3-4	16/5.3	1	6	0	3	13/4.3
Louisville	1-0	9/9.0	2-2	0-0	2-3	2/2.0	1	0	0	0	6/6.0
Marquette	4-1	69/17.3	6-12	0-0	5-10	14/3.5	5	9	3	1	19/4.8
Pittsburgh	2-1	28/14.0	2-6	0-0	0-0	6/3.0	3	4	1	0	4/2.0
Providence	3-1	63/21.0	10-16	0-0	1-5	11/3.7	5	5	0	2	21/7.0
Rutgers	3-1	42/14.0	4-10	0-0	1-2	14/4.7	3	5	1	1	9/3.0
St. John's	1-0	32/32.0	3-8	0-0	0-3	6/6.0	1	2	0	1	6/6.0
Seton Hall	3-0	50/16.7	9-15	0-0	1-3	12/4.0	8	4	1	3	19/6.3
South Florida	2-1	40/20.0	5-8	0-0	3-4	6/3.0	6	5	3	1	13/6.5
Syracuse	2-1	47/23.5	6-10	0-0	6-6	14/7.0	7	6	2	2	18/9.0
Villanova	3-1	65/21.6	2-11	0-0	6-9	15/5.0	6	11	1	2	10/3.3
West Virginia	2-0	34/17.0	3-4	0-0	1-2	6/3.0	6	2	0	0	7/3.5

Career Highs

Points.....14 vs. Syracuse (1-30-07) and Providence (2-15-07)
 Field Goals 7 vs. Providence (2-15-07)
 Field Goals Attempted.....11 vs. Providence (2-15-07)
 Field-Goal Percentage.....1.000 on nine occasions
 Three-Point Field Goals —
 Three-Point Field Goals Attempted.....1 vs. Villanova (1-26-08)
 Three-Point Field Goal Percentage..... —
 Free Throws6 on three occasions
 Free Throws Attempted..... 8 vs. Northern Illinois (12-8-07) and San Francisco (12-22-07)
 Free-Throw Percentage.....1.000 on 10 occasions
 Rebounds12 vs. IPFW (11-10-06)
 Assists8 vs. Seton Hall (1-14-07)
 Blocked Shots.....2 vs. South Florida (1-21-07)
 Steals3 vs. Lafayette (11-14-06) and Northern Illinois (12-8-07)
 Minutes 34 vs. Syracuse (1-30-07) and Providence (2-15-07)

Season Stats

Opp.	Min.	Total			Rebounds			PF	A	TO	BLK	Stl.	Pts.			
		FG-FGA	Pct.	3FG-FGA	Pct.	FT-FTA	Pct.							Off.	Def.	Total
Long Island	24	4-9	.444	0-0	.000	0-1	.000	2	5	7	1	3	1	1	8	
Monmouth	15	3-6	.500	0-0	.000	3-3	1.000	3	3	6	1	0	2	0	2	9
Baylor	16	1-3	.333	0-0	.000	1-2	.500	2	3	5	1	1	1	0	0	3
Georgia Tech	27	4-5	.800	0-0	.000	4-6	.667	1	4	5	4	2	4	0	2	12
Youngstown State	18	4-5	.800	0-0	.000	2-3	.667	3	2	5	3	3	4	2	1	10
Colgate	18	0-3	.000	0-0	.000	4-4	1.000	2	2	4	3	2	2	0	0	4
Eastern Michigan	24	2-3	.667	0-0	.000	0-0	.000	2	4	6	0	1	0	0	0	4
Kansas State	22	0-4	.000	0-0	.000	0-0	.000	5	4	9	1	2	0	1	1	0
Northern Illinois	16	1-3	.333	0-0	.000	6-8	.750	0	5	5	1	4	1	0	3	8
San Francisco	22	1-1	1.000	0-0	.000	6-8	.750	0	4	4	3	1	2	1	2	8
Brown	20	2-4	.500	0-0	.000	0-0	.000	1	4	5	3	4	1	0	0	4
North Florida	DNP-Inj.															
West Virginia	20	2-3	.667	0-0	.000	1-2	.500	0	3	3	2	3	5	0	0	5
Connecticut	19	1-4	.250	0-0	.000	0-0	.000	1	4	5	3	1	1	0	0	2
Marquette	22	0-3	.000	0-0	.000	2-4	.500	0	2	2	3	2	2	1	0	2
Cincinnati	13	0-2	.000	0-0	.000	3-4	.750	1	2	3	4	2	0	0	0	3
Georgetown	18	1-3	.333	0-0	.000	2-2	1.000	0	7	7	3	1	1	0	0	4
Villanova (S)	28	1-4	.250	0-0	.000	0-0	.000	0	6	6	4	4	3	0	1	2
Providence (S)	27	3-5	.600	0-0	.000	1-2	.500	2	1	3	2	2	3	0	0	7
DePaul (S)	21	4-6	.667	0-0	.000	2-2	1.000	2	3	5	0	2	1	0	1	10
Seton Hall (S)	25	3-5	.600	0-0	.000	1-2	.500	1	1	2	3	0	2	0	1	7
Marquette (S)	25	4-6	.667	0-0	.000	2-2	1.000	1	6	7	2	1	1	1	0	10
Connecticut (S)	21	2-5	.400	0-0	.000	0-0	.000	0	6	6	2	4	1	0	0	4
Rutgers (S)	19	2-6	.333	0-0	.000	1-2	.500	3	3	6	1	0	1	1	1	5
Pittsburgh (S)	27	2-6	.333	0-0	.000	0-0	.000	2	4	6	4	3	1	1	0	4

Career Statistics

YEAR	G-S	MIN/AVG	FG-FGA	PCT.	3-Point			FT-FTA	PCT.	Rebounds			AST.	STL	BLK	PF-D	PTS/AVG
					FG-FGA	PCT.	FT-FTA			O	D	TOT					
2005-06	13-0	29/2.2	3-6	.500	0-0	.000	2-2	1.000	0	3	3	0.2	3	0	0	5-0	8/0.6
BIG EAST	5-0	7/1.4	1-1	1.000	0-0	.000	0-0	.000	0	0	0	0.0	1	0	0	1-0	2/0.4
2006-07	32-4	628/19.6	70-121	.579	0-0	.000	44-76	.579	41	112	153	4.8	71	33	13	81-1	184/5.8
BIG EAST	16-2	339/21.2	40-76	.526	0-0	.000	20-36	.556	21	60	81	5.1	42	14	8	44-1	100/6.3
2007-08	24-8	505/21.0	47-105	.448	0-1	.000	41-57	.719	34	88	122	5.1	48	16	9	54-0	135/5.6
BIG EAST	13-8	283/21.8	25-59	.424	0-1	.000	15-22	.682	13	48	61	4.7	25	4	4	33-0	65/5.0
TOTALS	69-12	1162/16.8	120-232	.517	0-1	.000	87-135	.644	75	203	278	4.0	122	49	22	140-1	327/4.7
BIG EAST	34-10	631/18.6	66-136	.485	0-1	.000	35-58	.603	34	108	142	4.2	68	18	12	78-1	167/4.9





Kyle McAlarney #23
Guard • Junior • 6-0 • 196
Staten Island, N.Y. (Moore Catholic)

JUNIOR SEASON (2007-08):

Logged career-high 42 minutes vs. Providence in 19th consecutive start of the season ... named BIG EAST Player of the Week (1/28) after finishing with second 30-plus point performance of the season when he scored 30 points in win over Villanova (1/26) ... recorded career-high 32 points in win over Connecticut (1/5) ... played 30-plus minutes in 24 of 25 games ... notched nine assists to lead the team against West Virginia (1/3) ... his seven game double-figure scoring streak — which was halted by North Florida (12/31) — was the longest of his career ... topped 20-plus point mark for the fifth time this season with 22 points vs. Cincinnati (1/15) ... scored 17 points and dished off six assists versus DePaul (2/2) ... netted 19 points vs. Seton Hall (2/6) ... scored 16 points against Rutgers (2/17) and 15 points vs. Pittsburgh (2/21) ... reached double figures for the sixth straight game versus San Francisco (12/22) as he finished with 14 points ... scored Notre Dame's final nine points and finished with 18 points against Kansas State (12/4) ... named to the BIG EAST Weekly Honor Roll (12/3) ... recorded third consecutive 20-plus point outing vs. Eastern Michigan (12/1) hitting 8-10 from the field and 5-7 from beyond the arc ... set career-high 25 points, just two days after 23-point contest against Colgate (11/26) ... was 7-of-10 from behind the arc against the Raiders ... scored 23 points on 5-10 shooting from three-point range vs. Youngstown State (11/24) ... played 39 minutes against Baylor, a then career high (11/18) ... posted 13 points against Monmouth (11/16).

Career Stats vs. The BIG EAST

Opponent	G-GS	Min.	3Pt.			Reb.	A	PF	BS	ST	Pts.
			FG-FGA	FG-FGA	FT-FTA						
Cincinnati	1-1	39/39.0	7-10	5-8	3-4	1/1.0	3	0	0	0	22/22.0
Connecticut	3-3	86/28.7	18-35	8-15	2-3	7/2.3	11	3	0	1	46/15.3
DePaul	3-1	69/23.0	8-24	7-18	2-2	5/1.7	8	2	0	1	25/8.3
Georgetown	3-1	62/20.7	5-22	2-12	0-0	2/1.0	2	3	0	2	12/4.0
Louisville	1-1	33/33.0	2-7	2-6	2-2	3/3.0	4	3	0	0	8/8.0
Marquette	4-4	139/34.8	17-38	7-20	1-2	9/2.3	15	8	0	3	42/10.5
Pittsburgh	2-1	54/27.0	5-14	4-12	4-4	3/1.5	2	6	0	0	18/9.0
Providence	3-2	101/33.7	10-21	8-13	3-3	9/3.0	11	2	0	1	31/10.3
Rutgers	2-2	72/36.0	7-18	6-13	2-2	4/2.0	11	1	0	2	22/11.0
St. John's	0-0	0/0.0	0-0	0-0	0-0	0/0.0	0	0	0	0	0/0.0
Seton Hall	2-2	51/25.5	7-11	5-7	0-0	4/2.0	10	3	0	1	19/9.5
South Florida	1-1	26/26.0	1-4	1-3	3-4	1/0.0	2	0	0	1	6/6.0
Syracuse	1-0	20/20.0	1-3	1-2	0-0	3/3.0	3	0	0	0	3/3.0
Villanova	2-1	60/30.0	13-23	8-14	9-10	3/1.5	5	4	0	1	43/21.5
West Virginia	2-1	65/32.5	4-13	2-6	0-0	2/2.0	12	0	0	1	10/5.0

Career Highs

Points..... 32 vs. Connecticut (1-5-08)
 Field Goals 13 vs. Connecticut (1-5-08)
 Field Goals Attempted..... 19 vs. Connecticut (1-5-08)
 Field-Goal Percentage..... 1.000 on three occasions
 Three-Point Field Goals 7 vs. Rider (12-28-06) and Colgate (11-26-07)
 Three-Point Field Goals Attempted..... 13 vs. DePaul (2-2-08)
 Three-Point Field Goal Percentage..... 1.000 on three occasions
 Free Throws 6 on three occasions
 Free Throws Attempted..... 8 vs. Youngstown State (11-24-07)
 Free-Throw Percentage..... 1.000 on 19 occasions
 Rebounds 5 vs. Kansas State (12-4-07)
 Assists 12 vs. Lafayette (11-14-06)
 Blocked Shots..... 1 vs. IPFW (12-18-05)
 Steals 3 vs. Vanderbilt (3-15-06) and Portland (12-19-06)
 Minutes 42 vs. Providence (1-31-08)

Season Stats

Opp.	Min.	Total			Rebounds			PF	A	TO	BLK	Stl.	Pts.
		FG-FGA	Pct.	3FG-FGA	Pct.	FT-FTA	Pct.						
Long Island (S)	32	2-5	.400	1-3	.333	2-2	1.000	0	1	1	2	7	7
Monmouth (S)	30	5-12	.417	3-9	.333	0-0	.000	1	3	4	0	3	13
Baylor (S)	39	1-11	.091	1-4	.250	0-1	.000	0	4	4	4	3	3
Georgia Tech (S)	36	3-8	.375	1-4	.250	0-0	.000	1	1	2	1	4	7
Youngstown State (S)	33	6-13	.462	5-10	.500	6-8	.750	0	1	1	3	2	23
Colgate (S)	32	8-12	.667	7-10	.700	2-2	1.000	0	2	2	0	5	25
Eastern Michigan (S)	34	8-10	.800	5-7	.714	0-0	.000	0	1	1	2	4	21
Kansas State (S)	36	6-13	.462	2-5	.400	4-4	1.000	1	4	5	2	2	18
Northern Illinois (S)	27	6-10	.600	5-9	.556	0-0	.000	1	1	2	0	1	17
San Francisco (S)	37	3-10	.300	2-6	.333	6-7	.857	0	2	2	1	2	14
Brown (S)	30	4-11	.363	4-10	.400	0-0	.000	0	1	1	0	3	12
North Florida (S)	38	2-11	.182	1-9	.111	4-6	.667	0	2	2	0	2	9
West Virginia (S)	38	3-11	.273	1-4	.250	0-0	.000	0	1	1	0	9	7
Connecticut (S)	38	13-19	.684	6-7	.857	0-1	.000	0	4	4	1	5	32
Marquette (S)	33	3-8	.375	2-6	.333	0-0	.000	1	0	1	0	1	8
Cincinnati (S)	39	7-10	.700	5-8	.625	3-4	.750	0	1	1	0	3	22
Georgetown (S)	35	4-15	.267	2-8	.250	0-0	.000	0	0	0	3	1	10
Villanova (S)	38	10-16	.625	5-9	.556	5-6	.833	0	0	0	2	5	30
Providence (S)	42	3-11	.273	2-6	.333	0-0	.000	1	3	4	1	5	8
DePaul (S)	37	5-17	.294	5-13	.385	2-2	1.000	0	2	2	0	6	17
Seton Hall (S)	36	7-11	.636	5-7	.714	0-0	.000	0	2	2	1	6	19
Marquette (S)	33	5-11	.455	2-6	.333	0-1	.000	0	0	0	2	2	12
Connecticut (S)	38	4-14	.286	2-7	.286	2-2	1.000	0	2	2	1	4	12
Rutgers (S)	38	5-12	.417	4-7	.571	2-2	1.000	1	1	2	0	3	16
Pittsburgh (S)	36	4-12	.333	3-10	.300	4-4	1.000	0	2	2	1	1	15

Career Statistics

YEAR	G-S	MIN/AVG	FG-FGA	PCT.	3-Point		FT-FTA	PCT.	Rebounds				AST.	STL	BLK	PF-D	PTS/AVG
					FG-FGA	PCT.			O	D	TOT	AVG.					
2005-06	29-10	649/22.4	61-131	.466	40-93	.430	30-33	.909	11	37	48	1.7	72	16	1	37-1	192/6.6
BIG EAST	16-9	390/24.4	32-75	.427	22-55	.400	13-14	.929	8	27	35	2.2	48	6	0	23-1	99/6.2
2006-07	12-12	358/29.8	42-86	.488	26-56	.464	14-17	.824	7	20	27	2.3	65	13	0	6-0	124/10.3
BIG EAST	0-0	0/0.0	0-0	.000	0-0	.000	0-0	.000	0	0	0	0.0	0	0	0	0-0	0/0.0
2007-08	25-25	884/35.4	127-292	.435	81-183	.443	42-52	.808	7	41	48	1.9	90	22	0	25-0	377/15.1
BIG EAST	13-13	480/36.9	73-166	.440	44-97	.454	18-22	.818	3	18	21	1.6	51	8	0	12-0	208/16.0
TOTALS	66-47	1891/28.7	230-509	.452	147-332	.443	86-102	.843	25	98	123	1.9	227	51	1	68-1	693/10.5
BIG EAST	29-22	871/30.0	105-241	.436	66-152	.434	31-36	.861	11	45	56	1.9	99	14	0	35-1	307/10.6





Luke Zeller #40

Forward/Center • Junior • 6-10 • 239
Washington, Ind. (Washington)

JUNIOR SEASON (2007-08):

Recorded a career high 10 rebounds against Marquette in 14 minutes of play (1/12) ... finished with 11 points and four rebounds in 14 minutes in second meeting with Marquette (2/9) ... scored eight points (3-5 from field) in seven minutes vs. Seton Hall (2/6) ... career-high three blocked shots vs. North Florida (12/31) ... finished with nine points on 3-4 from field and 2-2 from three-point range vs. Brown (12/29) in addition to grabbing four boards ... grabbed season-high five rebounds vs. Northern Illinois (12/8) ... nailed two key three-pointers in second half of win versus Kansas State (12/4) ... matched career high 14 points in just 16 minutes of play against Colgate (11/26) ... knocked down four-of-five three point shots vs. the Raiders ... was five-of-six (.833) against Long Island in the season opener, posting 12 points for the Irish (11/12) ... scored six points (all from three-point range) vs. Cincinnati (1/15), DePaul (2/2) and Connecticut (2/13).

Career Stats vs. The BIG EAST

Opponent	G-GS	Min.	3Pt.			Reb.	A	PF	BS	ST	Pts.
			FG-FGA	FG-FGA	FT-FTA						
Cincinnati	2-0	14/7.0	2-4	2-4	0-0	1/0.5	0	1	0	0	6/2.0
Connecticut	3-0	31/10.3	4-15	3-13	0-0	6/2.0	1	4	1	1	11/3.7
DePaul	4-1	46/11.5	2-10	2-9	1-2	11/2.75	4	7	0	3	7/1.8
Georgetown	5-1	65/13.0	6-20	2-12	1-2	6/1.2	1	10	0	3	12/2.4
Louisville	2-1	25/12.5	4-8	2-5	0-0	7/3.5	2	5	0	0	10/5.0
Marquette	5-0	40/8.0	5-13	3-8	3-4	17/3.4	1	3	0	1	13/2.6
Pittsburgh	2-1	50/25.0	5-16	3-13	0-0	6/3.0	3	4	1	0	13/6.5
Providence	3-0	25/8.3	0-3	0-2	0-0	1/0.3	4	3	0	1	0/0.0
Rutgers	3-0	16/5.3	2-4	1-2	0-0	3/1.0	0	4	0	0	5/1.7
St. John's	1-0	9/9.0	0-1	0-1	0-0	1/1.0	0	3	0	0	0/0.0
Seton Hall	3-0	13/4.3	4-7	2-5	0-0	3/1.0	1	3	0	1	10/3.3
South Florida	3-0	32/10.7	3-8	1-6	0-0	8/2.7	1	0	1	0	7/2.3
Syracuse	3-0	43/14.3	4-11	5-8	0-0	12/4.0	2	6	3	0	13/4.3
Villanova	4-0	36/9.0	5-14	3-10	1-2	3/0.8	0	5	0	1	14/3.5
West Virginia	3-2	26/8.7	1-2	0-1	0-0	2/1.0	2	1	1	0	2/0.7

Career Highs

Points..... 14 vs. Elon (12-16-06) and Colgate (11-26-07)
 Field Goals 5 on four occasions
 Field Goals Attempted..... 12 vs. Pittsburgh (1-4-06)
 Field-Goal Percentage..... 1.000 on seven occasions
 Three-Point Field Goals 4 vs. Colgate (11-26-07)
 Three-Point Field Goals Attempted..... 10 vs. Pittsburgh (1-4-06)
 Three-Point Field Goal Percentage..... 1.000 on eight occasions
 Free Throws 4 vs. Florida International (12-10-05)
 Free Throws Attempted..... 4 vs. Florida International (12-10-05) and Lehigh (11-27-06)
 Free-Throw Percentage..... 1.000 on five occasions
 Rebounds 10 vs. Marquette (1-12-08)
 Assists 3 on four occasions
 Blocked Shots..... 3 vs. North Florida (12-31-07)
 Steals 2 on three occasions
 Minutes 38 vs. Pittsburgh (1-4-06)

Season Stats

Opp.	Min.	Total			Rebounds			PF	A	TO	BLK	Stl.	Pts.			
		FG-FGA	Pct.	3FG-FGA	Pct.	FT-FTA	Pct.							Off.	Def.	Total
Long Island	17	5-6	.833	2-3	.667	0-0	.000	0	3	3	0	1	0	1	12	
Monmouth	19	1-4	.250	0-1	.000	0-0	.000	1	3	4	2	2	1	0	0	2
Baylor	15	2-4	.500	1-1	1.000	1-2	.500	1	2	3	0	0	0	0	0	6
Georgia Tech	8	0-1	.000	0-1	.000	0-0	.000	0	0	0	0	0	0	0	0	0
Youngstown State	15	2-4	.500	0-1	.000	0-0	.000	0	2	2	3	0	0	1	0	4
Colgate	16	5-8	.625	4-5	.800	0-0	.000	3	1	4	2	0	0	0	2	14
Eastern Michigan	13	1-2	.500	1-1	1.000	0-0	.000	0	2	2	2	0	1	0	0	3
Kansas State	9	2-4	.500	2-4	.500	0-0	.000	1	0	1	0	0	0	0	0	6
Northern Illinois	15	2-4	.500	1-3	.333	1-2	.500	1	4	5	1	2	0	0	0	6
San Francisco	12	0-2	.000	0-1	.000	0-2	.000	0	1	1	2	0	0	0	0	0
Brown	16	3-4	.750	2-2	1.000	1-1	1.000	2	2	4	1	0	0	0	0	9
North Florida	17	3-7	.429	1-2	.500	0-0	.000	2	1	3	3	1	0	3	1	7
West Virginia	7	0-0	.000	0-0	.000	0-0	.000	0	0	0	0	0	0	0	0	0
Connecticut	9	0-3	.000	0-3	.000	0-0	.000	0	2	2	1	0	0	1	1	0
Marquette	14	1-4	.250	0-2	.000	0-0	.000	4	6	10	0	1	1	0	1	2
Cincinnati	10	2-4	.500	2-4	.500	0-0	.000	1	0	1	0	0	0	0	0	6
Georgetown	18	3-9	.333	1-5	.200	0-0	.000	2	0	2	2	0	0	0	1	7
Villanova	7	0-2	.000	0-1	.000	0-0	.000	0	0	0	0	0	0	0	1	0
Providence	9	0-1	.000	0-1	.000	0-0	.000	0	0	0	1	1	0	0	1	0
DePaul	7	2-5	.400	2-5	.400	0-0	.000	0	1	1	2	2	0	0	0	6
Seton Hall	7	3-5	.600	2-4	.500	0-0	.000	0	3	3	2	0	3	0	1	8
Marquette	14	3-6	.500	2-4	.500	3-4	.750	2	2	4	1	0	1	0	0	11
Connecticut	16	2-8	.250	2-7	.286	0-0	.000	1	1	2	3	1	0	0	0	6
Rutgers	8	1-3	.333	1-2	.500	0-0	.000	1	0	1	2	0	0	0	0	3
Pittsburgh	12	1-4	.250	0-3	.000	0-0	.000	1	0	1	1	0	0	0	0	2

Career Statistics

YEAR	G-S	MIN/AVG	FG-FGA	PCT.	3-Point			Rebounds							PF-D	PTS/AVG	
					FG-FGA	PCT.	FT-FTA	PCT.	O	D	TOT	AVG.	AST.	STL			BLK
2005-06	27-9	371/13.7	32-88	.364	20-59	.339	8-17	.471	22	63	85	3.1	28	3	7	40-1	92/3.4
BIG EAST	14-3	165/11.8	13-42	.310	8-30	.267	2-4	.500	11	21	32	2.3	13	1	3	20-0	36/2.6
2006-07	32-16	398/12.4	46-94	.489	17-43	.395	12-18	.667	24	45	69	2.2	16	8	12	67-1	121/3.8
BIG EAST	16-3	150/9.4	14-33	.424	6-22	.273	1-2	.500	6	20	26	1.6	4	3	3	22-0	35/2.2
2007-08	25-0	310/12.4	44-104	.423	26-66	.394	6-11	.545	23	36	59	2.4	11	10	5	33-0	120/4.8
BIG EAST	13-0	138/10.6	18-54	.333	12-41	.293	3-4	.750	12	15	27	2.1	5	6	1	15-0	51/3.9
TOTALS	84-25	1079/12.8	122-286	.427	63-168	.375	26-46	.565	69	144	213	2.5	55	21	24	140-2	333/4.0
BIG EAST	43-6	453/10.5	45-129	.349	26-93	.280	6-10	.600	29	56	85	2.0	22	10	7	57-0	122/2.8





Luke Harangody #44

Forward • Sophomore • 6-8 • 251
Schererville, Ind. (Andrean)

SOPHOMORE SEASON (2007-08):

Named to the Wooden and Naismith Awards Midseason Top 30 lists ... despite suffering a torn ligament in his right thumb at the beginning of the season, has been strong force inside for Notre Dame ... currently has a 23-game double-figure scoring streak and has scored in double figures in 24 of 25 contests and netted 20-plus points in 14 games and registered 15 double-doubles ... string of six straight wins longest of his career ... scored a career-high 32 points and matched career-high with 16 rebounds vs. Connecticut (2/13) for sixth straight double-double ... finished with 29 points and 14 boards in win over DePaul (2/2) ... followed that up with 22 points and 13 boards vs. Seton Hall (2/6) ... matched career-high in assists (4) and steals (3) ... registered fifth straight double-double with 18 points and 11 rebounds vs. Marquette (2/9) ... registered career-high 31 points in 10th double-double effort against Providence (1/31) with 14 rebounds ... nailed two key free throws near the end of regulation after stealing the ball under the Irish net to take the game into overtime vs. the Friars ... also played 31 minutes against Pittsburgh (2/21) and scored 23 points and grabbed 12 boards ... scored 25 points and grabbed 10 rebounds for ninth double-double of the season against Villanova (1/26) ... led the Irish in scoring with 13 points vs. Georgetown (1/19) ... matched career high 29 points en route to eighth double-double (14 rebs.) this season against Marquette (1/12) ... nine of 29 points came from the line... scored 24 of his game-high 25 points against Cincinnati (1/15) in the second half ... was 13-15 from the charity stripe in the game, both career-highs ... posted seventh double-double of the season (14 pts., 10 rebs.) despite shooting only 5-23 from the field vs. Connecticut (1/5) ... scored career-high 29 points (7-8 in first half) in BIG EAST opener against West Virginia (1/3) ... also notched career-high 16 rebounds vs. the Mountaineers ... had 22 points vs. North Florida ... posted third consecutive double-double (a first in his career) with 23 points and 10 rebounds against San Francisco (12/22) ... recorded fourth double-double of the season vs. Northern Illinois with 14 points and 12 rebounds (12/8) ... finished with third double-double of season as he finished with 19 points and career-high 14 rebounds vs. Kansas State (12/4) ... tallied 18 points and grabbed seven rebounds against Eastern Michigan (12/1) ... recorded third consecutive 20-plus point outing vs. Youngstown State (11/24) with a career-high 25 points and registered second consecutive double-double with 13 boards vs. the Penguins ... scored 22 points in back-to-back outings against Baylor (11/18) and Georgia Tech (11/19) at the Paradise Jam ... recorded first double-double of the season against the Yellow Jackets with 11 rebounds ... also played 35 minutes for a career high against Georgia Tech ... led the Irish in points (22), rebounds (11), steals (3) and blocked shots (3) vs. the Yellow Jackets ... named to all-tournament team at Paradise Jam ... four-time member of BIG EAST Weekly Honor Roll (11/26, 12/10, 1/28, 2/11) ... BIG EAST Player of the Week (1/7) and (2/2)

Career Stats vs. The BIG EAST

Opponent	G-GS	Min.	3Pt.		FT-FTA	Reb.	A	PF	BS	ST	Pts.
			FG-FGA	FGA							
Cincinnati	2-2	57/28.5	11-22	0-0	14-17	15/7.5	5	6	0	2	36/18.0
Connecticut	2-2	64/32.0	18-47	0-1	10-13	26/13.0	2	7	2	0	46/23.0
DePaul	3-3	73/24.3	17-44	0-0	13-18	30/10.0	6	3	0	3	47/15.7
Georgetown	3-2	63/21.0	7-25	0-0	15-18	13/4.3	5	14	1	3	29/9.6
Louisville	1-0	21/21.0	7-11	0-0	1-1	6/6.0	0	1	0	0	15/15.0
Marquette	3-3	96/32.0	21-49	0-1	27-33	38/12.7	4	8	4	3	69/23.0
Pittsburgh	1-1	31/31.0	8-19	0-0	7-8	12/12.0	1	2	0	2	23/23.0
Providence	2-2	46/23.0	14-27	0-0	9-10	16/8.0	2	8	1	2	37/18.5
Rutgers	2-2	55/27.5	9-29	0-0	2-4	15/7.5	3	8	3	3	20/10.0
St. John's	1-1	12/12.0	0-2	0-0	1-2	3/3.0	0	3	0	0	1/1.0
Seton Hall	2-2	55/27.5	15-26	0-0	4-8	18/9.0	5	3	2	3	34/17.0
South Florida	2-2	41/20.5	5-13	0-0	4-5	14/7.0	1	7	1	0	14/7.0
Syracuse	2-2	63/31.5	15-33	0-0	11-12	24/12.0	0	7	1	1	41/20.5
Villanova	3-3	87/29.0	14-28	0-0	14-19	21/7.0	3	8	3	2	42/14.0
West Virginia	2-1	51/25.5	15-23	0-1	10-12	21/10.5	2	1	0	1	40/20.0

Career Highs

Points.....	32 vs. Connecticut (2-13-08)
Field Goals.....	13 vs. Connecticut (2-13-08)
Field Goals Attempted.....	24 vs. Connecticut (2-13-08)
Field-Goal Percentage.....	.778 vs. The Citadel (11-19-06)
Three-Point Field Goals.....	—
Three-Point Field Goals Attempted.....	1 on three occasions
Three-Point Field Goal Percentage.....	—
Free Throws.....	13 vs. Cincinnati (1-15-08)
Free Throws Attempted.....	15 vs. Cincinnati (1-15-08)
Free-Throw Percentage.....	1.000 on 17 occasions
Rebounds.....	16 vs. West Virginia (1-3-08) and Connecticut (2-13-08)
Assists.....	4 on three occasions
Blocked Shots.....	3 vs. Georgia Tech (11-19-07) and Marquette (1-12-08)
Steals.....	3 on five occasions
Minutes.....	36 vs. Marquette (2-9-08) and Connecticut (2-13-08)

Season Stats

Opp.	Min.	Total			3FG-FGA	Pct.	FT-FTA	Pct.	Rebounds		PF	A	TO	BLK	Stl.	Pts.
		FG-FGA	Pct.	Def.					Total							
Long Island (S)	24	7-12	.583	0-0	.000	1-4	.250	1	5	6	3	3	5	2	1	15
Monmouth (S)	22	4-6	.667	0-0	.000	0-0	.000	1	4	5	2	2	0	0	0	8
Baylor (S)	29	9-14	.643	0-0	.000	4-5	.800	5	3	8	3	0	4	0	1	22
Georgia Tech (S)	35	8-19	.421	0-0	.000	6-9	.667	5	6	11	2	1	3	3	3	22
Youngstown State (S)	27	12-17	.706	0-0	.000	1-2	.500	1	12	13	2	4	1	0	1	25
Colgate (S)	19	5-11	.455	0-0	.000	1-1	1.000	2	5	7	3	1	0	0	1	11
Eastern Michigan (S)	25	7-12	.583	0-0	.000	4-4	1.000	3	4	7	3	3	1	1	1	18
Kansas State (S)	31	9-19	.474	0-0	.000	1-1	1.000	7	7	14	3	1	2	0	1	19
Northern Illinois (S)	21	5-7	.714	0-0	.000	4-4	1.000	4	8	12	2	2	3	2	0	14
San Francisco (S)	28	8-17	.471	0-0	.000	7-9	.778	5	5	10	2	1	4	0	2	23
Brown (S)	21	6-10	.600	0-0	.000	1-2	.500	3	5	8	1	1	1	0	0	13
North Florida (S)	28	8-15	.533	0-0	.000	6-6	1.000	0	6	6	4	3	1	0	0	22
West Virginia (S)	32	11-16	.688	0-1	.000	7-8	.875	5	11	16	1	1	2	0	1	29
Connecticut (S)	28	5-23	.217	0-0	.000	4-4	1.000	5	5	10	3	0	2	2	0	14
Marquette (S)	31	10-17	.588	0-0	.000	9-11	.818	7	7	14	1	1	6	3	0	29
Cincinnati (S)	30	6-14	.429	0-0	.000	13-15	.867	1	6	7	4	1	3	0	1	25
Georgetown (S)	27	3-13	.231	0-0	.000	7-8	.875	3	5	8	5	2	3	1	1	13
Villanova (S)	31	8-14	.571	0-0	.000	9-13	.692	4	6	10	2	2	1	1	0	25
Providence (S)	34	11-22	.500	0-0	.000	9-10	.900	4	10	14	4	1	2	1	2	31
DePaul (S)	30	10-22	.454	0-0	.000	9-12	.750	10	4	14	1	3	0	0	0	29
Seton Hall (S)	33	10-15	.667	0-0	.000	2-4	.500	0	13	13	0	4	2	1	3	22
Marquette (S)	36	4-12	.333	0-1	.000	10-13	.769	3	8	11	2	3	4	0	1	18
Connecticut (S)	36	13-24	.542	0-1	.000	6-9	.667	4	12	16	4	2	2	0	0	32
Rutgers (S)	27	5-16	.313	0-0	.000	0-1	.000	3	5	8	4	2	2	2	1	10
Pittsburgh (S)	31	8-19	.421	0-0	.000	7-8	.875	3	9	12	2	1	3	0	2	23

Career Statistics

YEAR	G-S	MIN/AVG	FG-FGA	PCT.	3-Point		FT-FTA	PCT.	Rebounds		AST.	STL	BLK	PF-D	PTS/AVG		
					FG-FGA	PCT.			O	D							
2006-07	32-16	658/20.6	133-290	.459	0-1	.000	93-114	.816	85	112	197	6.2	38	28	15	83-3	359/11.2
BIG EAST	16-13	354/22.1	62-149	.416	0-0	.000	39-52	.750	46	60	106	6.6	13	13	7	45-1	163/10.2
2007-08	25-25	717/28.7	192-386	.497	0-3	.000	128-163	.785	89	171	260	10.4	45	23	19	63-1	512/20.5
BIG EAST	13-13	407/31.3	104-227	.458	0-3	.000	92-116	.793	52	101	153	11.8	23	12	11	33-1	300/23.1
TOTALS	57-41	1375/24.1	325-676	.481	0-4	.000	221-277	.798	174	283	457	8.0	83	51	34	146-4	871/15.3
BIG EAST	29-26	760/26.2	166-376	.441	0-3	.000	131-168	.780	98	161	259	8.9	36	25	18	78-2	463/16.0





Tory Jackson #2

Guard • Sophomore • 5-11 • 193
Saginaw, Mich. (Buena Vista)

SOPHOMORE SEASON (2007-08):

Has started 45 consecutive games ... led Irish in scoring for the first time in his career as he recorded second double-double with season-high 17 points and 10 assists vs. Rutgers (2/16) ... also finished with eight boards ... followed that up with third double-double of the season as he scored 16 points, grabbed a career-high 13 rebounds, dished off five assists and made three steals vs. Pittsburgh (2/21) ... recorded 14 points vs. Providence (1/31), logging his fifth game with double figures this season ... put in 41 minutes of play for the Irish, a career high, vs. the Friars ... scored eight points, grabbed four rebounds, dished off four assists and matched season-high with four steals versus DePaul (2/2) ... scored nine points, grabbed seven rebounds, dished off eight assists and made three steals vs. Seton Hall (2/6) ... reached double figures for the sixth time as he finished with 14 points, six rebounds, eight assists and two steals vs. Marquette (2/9) ... dished out seven against Villanova (1/26) ... recorded 11 assists to match career high against Connecticut (1/5) ... notched four steals against the Huskies for a season high ... matched career-high with nine rebounds vs. Connecticut (2/13), in addition to scoring 13 points ... suffered a cornea abrasion in right eye of Connecticut in the first half, but returned to play the entire second half of contest ... dished off 10 assists against North Florida (12/31), in addition to grabbing a season-high nine rebounds ... had eight assists in 36 minutes vs. Cincinnati (1/15) ... recorded first career double-double with a season-high 15 points and 10 assists versus San Francisco (12/22), while also grabbing six rebounds and making three steals ... missed the second half of the Northern Illinois game (12/8) after suffering a sprained right elbow in the first half ... had a season-high 12 points vs. Kansas State (12/4) ... also had nine assists vs. Brown (12/29) and just one turnover in 26 minutes ... recorded seven assists against Colgate (11/26) ... had one of his best all-around outings to date with nine points, six rebounds and six assists vs. Youngstown State (11/24) ... scored 10 points against Georgia Tech (11/19) ... did not commit any turnovers against Baylor (11/18) ... started in first season-opener against Long Island, leading the Irish with eight assists ... has dished off six or more assists in 14 games and registered double figures in eight contests ... named to the BIG EAST Weekly Honor Roll (1/18).

Career Stats vs. The BIG EAST

Opponent	G-GS	Min.	FG-FGA	3Pt FG-FGA	FT-FTA	Reb.	A	PF	BS	ST	Pts.
Cincinnati	2-2	70/35.0	4-14	2-5	4-4	7/3.5	14	7	0	1	14/7.0
Connecticut	2-2	74/37.0	7-15	2-4	3-3	16/8.0	15	5	0	6	19/9.5
DePaul	3-3	110/36.7	15-27	1-3	2-4	17/5.7	15	3	0	6	33/11.0
Georgetown	3-3	107/35.6	12-29	2-7	4-7	19/6.3	11	7	0	2	30/10.0
Louisville	1-1	35/35.0	5-8	0-2	4-7	5/5.0	4	2	0	3	14/14.0
Marquette	3-3	99/33.0	13-32	3-7	12-21	16/5.3	18	11	1	7	41/13.7
Pittsburgh	1-1	37/37.0	6-11	1-3	3-4	13/13.0	5	0	1	3	16/16.0
Providence	2-2	76/38.0	8-16	1-4	7-10	4/2.0	11	7	1	6	24/12.0
Rutgers	2-2	74/37.0	8-18	1-3	6-9	14/7.0	19	6	0	3	23/11.5
St. John's	1-1	38/38.0	3-9	0-1	0-2	2/2.0	8	2	0	4	6/6.0
Seton Hall	2-2	71/35.5	5-15	0-1	3-4	11/5.5	13	6	0	4	13/6.5
South Florida	2-2	68/34.0	7-17	0-2	3-7	9/4.4	16	8	0	2	17/8.5
Syracuse	2-2	75/37.5	6-13	1-4	14-18	8/4.0	16	6	0	7	27/13.5
Villanova	3-3	103/34.3	5-17	1-6	11-15	7/2.3	19	11	0	5	22/7.3
West Virginia	2-2	50/25.0	5-12	2-4	0-3	6/3.0	8	5	0	4	12/6.0

Career Highs

Points..... 21 vs. Marquette (2-24-07)
 Field Goals 8 vs. Georgetown (3-9-07)
 Field Goals Attempted..... 16 vs. Georgetown (3-9-07)
 Field-Goal Percentage..... 1.000 on three occasions
 Three-Point Field Goals 2 on five occasions
 Three-Point Field Goals Attempted..... 4 on six occasions
 Three-Point Field Goal Percentage..... 1.000 on four occasions
 Free Throws 11 vs. Syracuse (1-30-07)
 Free Throws Attempted..... 14 vs. Syracuse (1-30-07)
 Free-Throw Percentage..... 1.000 on eight occasions
 Rebounds..... 13 vs. Pittsburgh (2-21-08)
 Assists..... 11 vs. South Florida (2-3-07) and Connecticut (1-5-08)
 Blocked Shots..... 1 on five occasions
 Steals..... 5 vs. Winston-Salem St. (11-29-06) and Maryland (12-3-06)
 Minutes..... 41 vs. Providence (1-31-08)

Season Stats

Opp.	Min.	Total			Rebounds			PF	A	TO	BLK	Stl.	Pts.			
		FG-FGA	Pct.	3FG-FGA	Pct.	FT-FTA	Pct.							Off.	Def.	Total
Long Island (S)	28	2-4	.500	0-1	.000	0-0	.000	0	6	6	1	8	3	1	2	4
Monmouth (S)	33	1-6	.167	1-4	.250	0-1	.000	1	5	6	1	4	3	1	3	3
Baylor (S)	27	2-8	.250	0-4	.000	2-3	.667	0	2	2	3	3	0	0	3	6
Georgia Tech (S)	37	3-11	.273	0-3	.000	4-8	.500	1	3	4	3	3	5	0	2	10
Youngstown State (S)	33	2-4	.500	0-0	.000	5-8	.625	4	2	6	2	6	6	0	1	9
Colgate (S)	28	2-3	.667	0-0	.000	0-0	.000	1	2	3	2	7	1	0	3	4
Eastern Michigan (S)	34	3-10	.300	1-3	.333	0-1	.000	1	1	2	1	4	1	0	0	7
Kansas State (S)	36	5-14	.357	0-4	.000	2-4	.500	1	2	3	1	5	7	0	2	12
Northern Illinois (S)	11	2-2	1.000	0-0	.000	0-2	.000	0	1	1	0	4	2	0	0	4
San Francisco (S)	35	6-11	.545	0-0	.000	3-5	.600	2	4	6	2	10	4	0	3	15
Brown (S)	26	1-6	.167	1-3	.333	1-2	.500	2	4	6	3	9	1	1	0	4
North Florida (S)	33	0-2	.000	0-1	.000	0-2	.000	1	7	8	5	10	3	1	2	0
West Virginia (S)	24	5-10	.500	2-3	.667	0-3	.000	2	2	4	4	2	6	0	1	12
Connecticut (S)	38	2-5	.400	0-0	.000	2-2	1.000	1	6	7	3	11	7	0	4	6
Marquette (S)	26	3-8	.375	0-2	.000	0-4	.000	2	1	3	5	3	2	0	3	6
Cincinnati (S)	36	1-5	.200	0-1	.000	2-2	1.000	2	3	5	4	8	4	0	1	4
Georgetown (S)	33	2-5	.400	1-4	.250	0-2	.000	3	4	7	2	3	7	0	1	5
Villanova (S)	38	2-5	.400	0-0	.000	5-9	.556	1	2	3	4	7	2	0	1	9
Providence (S)	41	5-9	.556	0-1	.000	4-6	.667	1	2	3	3	7	3	0	2	14
DePaul (S)	34	4-9	.444	0-0	.000	0-0	.000	3	1	4	1	6	4	0	4	8
Seton Hall (S)	35	3-9	.333	0-0	.000	3-4	.750	4	3	7	2	8	3	0	3	9
Marquette (S)	33	4-12	.333	2-4	.500	4-6	.667	2	4	6	4	8	4	1	2	14
Connecticut (S)	36	5-10	.500	2-4	.500	1-1	1.000	5	4	9	2	4	4	0	2	13
Rutgers (S)	37	7-13	.539	1-1	1.000	2-5	.400	2	6	8	3	10	4	0	2	17
Pittsburgh (S)	37	6-11	.545	1-3	.333	3-4	.750	6	7	13	0	5	0	1	3	16

Career Statistics

YEAR	G-S	MIN/AVG	FG-FGA	PCT.	3-Point		FT-FTA	PCT.	Rebounds				AST.	STL	BLK	PF-D	PTS/AVG
					FG-FGA	PCT.			O	D	TOT	AVG.					
2006-07	32-20	891/27.8	84-202	.416	13-54	.241	68-108	.630	35	70	105	3.3	139	59	1	80-1	249/7.8
BIG EAST	16-16	560/35.0	50-121	.413	7-31	.226	43-61	.705	20	42	62	3.9	96	28	1	44-1	150/9.4
2007-08	25-25	810/32.4	78-192	.406	12-46	.261	43-84	.512	48	84	132	5.3	155	50	6	61-2	211/8.4
BIG EAST	13-13	449/34.5	49-111	.441	9-23	.391	26-48	.542	34	45	79	6.1	82	29	2	37-1	133/10.2
TOTALS	57-45	1701/29.8	162-394	.411	25-100	.250	111-192	.578	83	154	237	4.2	294	109	7	141-3	460/8.1
BIG EAST	29-29	1008/34.8	99-232	.427	16-54	.296	69-109	.633	54	87	141	4.9	178	57	3	81-2	283/9.8





Jonathan Peoples #20
Guard • Sophomore • 6-3 • 215
Bellwood, Ill. (St. Joseph)

SOPHOMORE SEASON (2007-08):

Reserve guard off the bench and serves as backup to McAlarney and Jackson ... scored 12 points in just 11 minutes of play, a career high, against Georgetown (1/19) ... netted seven points and matched career-high with five rebounds vs. Marquette (2/9) ... finished with seven points in 10 minutes vs. Cincinnati (1/15) ... played a career-high 22 minutes vs. North Florida (12/31) and finished with six points ... recorded eight points vs. Brown (12/29) ... matched career-high four assists vs. Northern Illinois (12/8) ... set career high assists with four against Colgate (11/26) ... posted career high 20 minutes against Baylor (11/18) ... was 3-of-4 from the field (2-of-2 from behind the arc) against Monmouth, posting a season high eight points (11/16).

Career Stats vs. The BIG EAST

Opponent	G-GS	Min.	FG-FGA	3Pt.		FT-FTA	Reb.	A	PF	BS	ST	Pts.
				FGA	FTA							
Cincinnati	1-0	16/8.0	4-5	1-1	3-4	2/1.0	1	1	0	2	12/6.0	
Connecticut	2-0	13/6.5	1-2	0-0	2-2	2/1.0	0	1	0	1	4/2.0	
DePaul	3-0	14/4.7	1-1	0-0	0-0	2/0.7	0	0	0	0	2/0.7	
Georgetown	2-0	22/11.0	7-10	3-4	0-0	4/2.0	0	0	0	0	17/8.5	
Louisville	1-0	8/8.0	0-0	0-0	0-0	0/0.0	0	0	0	1	0/0.0	
Marquette	3-0	33/11.0	2-5	1-1	6-6	9/3.0	3	2	1	0	11/3.7	
Pittsburgh	1-0	6/6.0	1-1	1-1	0-0	0/0.0	0	1	0	0	3/3.0	
Providence	2-0	10/5.0	0-0	0-0	0-0	1/0.5	0	0	0	0	0/0.0	
Rutgers	2-0	10/5.0	1-2	0-1	0-0	0/0.0	1	2	0	0	2/1.0	
St. John's	1-0	4/4.0	0-1	0-1	0-0	0/0.0	0	0	0	1	0/0.0	
Seton Hall	2-0	26/13.0	3-5	2-3	3-4	2/1.0	3	2	0	0	11/5.5	
South Florida	2-0	16/8.0	1-4	0-1	0-0	5/2.5	3	2	1	0	2/1.0	
Syracuse	1-0	4/4.0	1-2	1-1	0-0	1/1.0	2	0	0	0	3/3.0	
Villanova	3-0	26/8.7	1-5	0-3	0-0	3/1.0	0	1	0	3	2/0.7	
West Virginia	2-0	22/11.0	1-2	0-0	0-0	4/2.0	3	2	0	1	2/1.0	

Career Highs

Points..... 12 vs. Georgetown (1-19-08)
 Field Goals 5 vs. Georgetown (1-19-08)
 Field Goals Attempted..... 8 vs. Colgate (11-26-07)
 Field-Goal Percentage..... 1.000 on 12 occasions
 Three-Point Field Goals 2 on three occasions
 Three-Point Field Goals Attempted..... 4 vs. Colgate (11-26-07) and Brown (12-29-07)
 Three-Point Field Goal Percentage..... 1.000 on 10 occasions
 Free Throws 4 vs. Marquette (2-9-08)
 Free Throws Attempted..... 4 on five occasions
 Free-Throw Percentage 1.000 on six occasions
 Rebounds 5 vs. South Florida (1-21-07) and Marquette (2-9-08)
 Assists 4 vs. Colgate (11-26-07) and Northern Illinois (12-8-07)
 Blocked Shots..... 1 vs. South Florida (1-21-07) and Marquette (2-9-08)
 Steals 3 vs. Villanova (1-17-07)
 Minutes 22 vs. North Florida (12-21-07)


Season Stats

Opp.	Min.	Total			Rebounds			PF	A	TO	BLK	Stl.	Pts.		
		FG-FGA	Pct.	3FG-FGA	Pct.	FT-FTA	Pct.							Off.	Def.
Long Island	15	2-6	.333	1-3	.333	0-0	.000	3	0	3	0	1	0	1	5
Monmouth	13	3-4	.750	2-2	1.000	0-0	.000	0	1	1	2	1	0	0	8
Baylor	20	0-2	.000	0-1	.000	2-2	1.000	2	1	3	3	2	0	0	2
Georgia Tech	8	0-1	.000	0-1	.000	0-0	.000	0	0	0	0	0	1	0	0
Youngstown State	18	1-2	.500	0-1	.000	0-2	.000	0	2	2	0	1	1	0	2
Colgate	18	1-8	.125	1-4	.250	1-2	.500	2	1	3	0	4	0	0	4
Eastern Michigan	16	0-1	.000	0-1	.000	4-4	1.000	1	0	1	1	2	1	0	4
Kansas State	15	1-5	.200	0-3	.000	0-0	.000	1	2	3	0	0	0	0	2
Northern Illinois	20	3-4	.750	1-2	.500	1-2	.500	0	1	1	1	4	2	0	8
San Francisco	8	1-1	1.000	1-1	1.000	0-0	.000	0	1	1	0	2	0	0	3
Brown	18	2-5	.400	2-4	.500	2-2	1.000	1	0	1	2	2	2	0	8
North Florida	22	2-5	.400	0-2	.000	2-3	.667	1	1	2	1	2	2	0	6
West Virginia	8	0-1	.000	0-0	.000	0-0	.000	0	1	1	1	0	0	0	0
Connecticut	5	0-1	.000	0-0	.000	0-0	.000	0	1	1	0	0	1	0	0
Marquette	20	1-4	.250	0-0	.000	2-2	1.000	2	2	4	2	2	2	0	4
Cincinnati	10	2-3	.667	0-0	.000	3-4	.750	0	2	2	0	0	0	0	7
Georgetown	11	5-6	.833	2-2	1.000	0-0	.000	3	1	4	0	0	0	0	12
Villanova	8	1-2	.500	0-1	.000	0-0	.000	0	2	2	0	0	0	0	2
Providence	6	0-0	.000	0-0	.000	0-0	.000	0	1	1	0	0	0	0	0
DePaul	11	1-1	1.000	0-0	.000	0-0	.000	0	2	2	0	0	0	0	2
Seton Hall	7	1-3	.333	0-1	.000	0-0	.000	1	0	1	1	0	2	0	2
Marquette	12	1-1	1.000	1-1	1.000	4-4	1.000	1	4	5	0	1	0	1	7
Connecticut	8	1-1	1.000	0-0	.000	2-2	1.000	0	1	1	1	0	0	0	4
Rutgers	7	1-2	.500	0-1	.000	0-0	.000	0	0	0	2	0	1	0	2
Pittsburgh	6	1-1	1.000	1-1	1.000	0-0	.000	0	0	0	1	0	1	0	3

Career Statistics

YEAR	G-S	MIN/AVG	FG-FGA	PCT.	3-Point		FT-FTA	PCT.	Rebounds				AST.	STL	BLK	PF-D	PTS/AVG
					FG-FGA	PCT.			O	D	TOT	AVG.					
2006-07	26-0	166/6.4	16-34	.471	8-17	.471	8-10	.800	2	18	20	0.8	19	8	1	10-0	48/1.8
BIG EAST	16-0	110/6.9	9-19	.474	5-10	.500	3-4	.750	2	11	13	0.9	15	6	1	8-0	26/1.6
2007-08	25-0	309/12.4	31-70	.443	12-32	.375	23-27	.852	18	27	45	1.8	24	7	1	18-0	97/3.9
BIG EAST	13-0	118/9.1	15-26	.577	4-7	.571	11-12	.917	7	17	24	1.8	3	3	1	8-0	45/3.5
TOTALS	51-0	475/9.3	47-104	.452	20-49	.408	31-37	.838	20	45	65	1.3	43	15	2	28-0	145/2.8
BIG EAST	29-0	228/7.9	24-45	.533	9-17	.529	14-16	.875	9	28	37	1.3	18	9	2	16-0	71/2.4





Tim Abromaitis #21
Forward • Freshman • 6-8 • 224
Unionville, Conn. (Farmington)

FRESHMAN SEASON (2007-08):

Has seen game action 10 times as a newcomer ... set season high seven points in 13 minutes of play against Northern Illinois (12/8) ... recorded three points and three rebounds in only four minutes of play against Monmouth (11/16) ... scored first collegiate points on only field goal attempt in season opener vs. Long Island (11/12) ... matched season-best with three rebounds vs. Brown (12/29).

Career Stats vs. The BIG EAST

Opponent	G-GS	Min.	FG-FGA	3Pt.		FT-FTA	Reb.	A	PF	BS	ST	Pts.
				FG-FGA	FGA							
Cincinnati	0-0	00/00	0-0	0-0	0-0	0/0	0	0	0	0	0	0/0
Connecticut	0-0	00/00	0-0	0-0	0-0	0/0	0	0	0	0	0	0/0
DePaul	0-0	00/00	0-0	0-0	0-0	0/0	0	0	0	0	0	0/0
Georgetown	1-0	00/00	0-0	0-0	2-2	0/0	0	0	0	0	0	2/2.0
Louisville	0-0	00/00	0-0	0-0	0-0	0/0	0	0	0	0	0	0/0
Marquette	1-0	3/3.0	1-2	0-1	0-0	0/0	1	0	0	0	0	2/2.0
Pittsburgh	0-0	00/00	0-0	0-0	0-0	0/0	0	0	0	0	0	0/0
Providence	0-0	00/00	0-0	0-0	0-0	0/0	0	0	0	0	0	0/0
Rutgers	0-0	00/00	0-0	0-0	0-0	0/0	0	0	0	0	0	0/0
St. John's	0-0	00/00	0-0	0-0	0-0	0/0	0	0	0	0	0	0/0
Seton Hall	1-0	1/1.0	0-0	0-0	0-0	0/0	0	1	0	0	0	0/0
South Florida	0-0	00/00	0-0	0-0	0-0	0/0	0	0	0	0	0	0/0
Syracuse	0-0	00/00	0-0	0-0	0-0	0/0	0	0	0	0	0	0/0
Villanova	0-0	00/00	0-0	0-0	0-0	0/0	0	0	0	0	0	0/0
West Virginia	0-0	00/00	0-0	0-0	0-0	0/0	0	0	0	0	0	0/0

Career Highs

Points..... 7 vs. Northern Illinois (12-8-07)
 Field Goals 2 vs. Northern Illinois (12-8-07)
 Field Goals Attempted..... 6 vs. Northern Illinois (12-8-07)
 Field-Goal Percentage..... 1.000 vs Long Island (11-12-07)
 Three-Point Field Goals 1 vs. Northern Illinois (12-8-07)
 Three-Point Field Goals Attempted2 vs. Northern Illinois (12-8-07) and Brown (12-29-07)
 Three-Point Field Goal Percentage..... .500 vs. Northern Illinois (12-8-07)
 Free Throws 2 vs. on three occasions
 Free Throws Attempted..... 2 on three occasions
 Free-Throw Percentage..... 1.000 on four occasions
 Rebounds 3 vs. Monmouth (11-16-07) and Brown (12-29-07)
 Assists 1 on three occasions
 Blocked Shots..... 1 vs. Colgate (11-26-07)
 Steals 1 vs. Colgate (11-26-07)
 Minutes 13 vs. Northern Illinois (12-8-07)

Season Stats

Opp.	Min.	Total		3FG-FGA		FT-FTA		Rebounds			PF	A	TO	BLK	Stl.	Pts.
		FG-FGA	Pct.	Pct.	Pct.	Off.	Def.	Total								
Long Island	4	1-1	1.000	0-0	.000	0-0	.000	0	0	0	0	0	0	0	0	2
Monmouth	4	1-2	.500	0-1	.000	1-1	1.000	1	2	3	0	0	1	0	0	3
Baylor	DNP															
Georgia Tech	DNP															
Youngstown State	1	0-0	.000	0-0	.000	0-0	.000	0	0	0	0	0	1	0	0	0
Colgate	4	0-3	.000	0-2	.000	0-0	.000	1	1	2	0	0	1	1	1	0
Eastern Michigan	DNP															
Kansas State	DNP															
Northern Illinois	13	2-6	.333	1-2	.500	2-2	1.000	0	1	1	3	1	0	0	0	7
San Francisco	DNP															
Brown	7	0-5	.000	0-2	.000	2-2	1.000	2	1	3	1	1	0	0	0	2
North Florida	1	0-0	.000	0-0	.000	0-0	.000	0	0	0	0	0	0	0	0	0
West Virginia	DNP															
Connecticut	DNP															
Marquette	3	1-2	.500	0-1	.000	0-0	.000	0	0	0	0	1	1	0	0	2
Cincinnati	DNP															
Georgetown	1	0-0	.000	0-0	.000	2-2	1.000	0	0	0	0	0	0	0	0	2
Villanova	DNP															
Providence	DNP															
DePaul	DNP															
Seton Hall	1	0-0	.000	0-0	.000	0-0	.000	0	0	0	1	0	0	0	0	0
Marquette	DNP															
Connecticut	DNP															
Rutgers	DNP															
Pittsburgh	DNP															

Career Statistics

YEAR	G-S	MIN/AVG	FG-FGA	PCT.	3-Point		FT-FTA	PCT.	Rebounds			AST.	STL	BLK	PF-D	PTS/AVG	
					FG-FGA	PCT.			O	D	TOT						
2007-08	10-0	38/3.8	5-19	.263	1-8	.125	7-7	1.000	4	5	9	0.9	3	1	1	5-0	18/1.8
BIG EAST	3-0	5/1.7	1-2	.500	0-1	.000	2-2	1.000	0	0	0	0.0	1	0	0	0-0	4/1.3
TOTALS	10-0	38/3.8	5-19	.263	1-8	.125	7-7	1.000	4	5	9	0.9	3	1	1	5-0	18/1.8
BIG EAST	3-0	5/1.7	1-2	.500	0-1	.000	2-2	1.000	0	0	0	0.0	1	0	0	0-0	4/1.3





Tyrone Nash #1
Guard • Freshman • 6-7 • 220
Queens, N.Y. (Lawrence Woodmere Academy/
Northfield Mount Hermon)

FRESHMAN SEASON (2007-08):

Had season-high six points vs. Northern Illinois (12/8) ... recorded 11 minutes of play against Colgate (11/26) ... had one blocked shot and two assists (season highs) vs. the Raiders ... recorded six rebounds in just four minutes of play in the season opener against Long Island (11/12) .. also scored a basket in the final minutes of the contest with the Blackbirds ... finished with four rebounds and two points vs. Brown (12/29).

Opponent	G-GS	Min.	FG- FGA	3Pt. FG- FGA	FT- FTA	Reb.	A	PF	BS	ST	Pts.
Cincinnati	0-0	00/00	0-0	0-0	0-0	0/0	0	0	0	0	0/0
Connecticut	0-0	00/00	0-0	0-0	0-0	0/0	0	0	0	0	0/0
DePaul	0-0	00/00	0-0	0-0	0-0	0/0	0	0	0	0	0/0
Georgetown	1-0	00/00	0-0	0-0	0-0	0/0	0	0	0	0	0/0
Louisville	0-0	00/00	0-0	0-0	0-0	0/0	0	0	0	0	0/0
Marquette	1-0	3/3.0	1-1	0-0	0-0	0/0	0	0	0	0	2/2.0
Pittsburgh	0-0	00/00	0-0	0-0	0-0	0/0	0	0	0	0	0/0
Providence	0-0	00/00	0-0	0-0	0-0	0/0	0	0	0	0	0/0
Rutgers	0-0	00/00	0-0	0-0	0-0	0/0	0	0	0	0	0/0
St. John's	0-0	00/00	0-0	0-0	0-0	0/0	0	0	0	0	0/0
Seton Hall	1-0	4/4.0	0-1	0-1	2-4	2/2.0	0	0	0	0	2/2.0
South Florida	0-0	00/00	0-0	0-0	0-0	0/0	0	0	0	0	0/0
Syracuse	0-0	00/00	0-0	0-0	0-0	0/0	0	0	0	0	0/0
Villanova	0-0	00/00	0-0	0-0	0-0	0/0	0	0	0	0	0/0
West Virginia	0-0	00/00	0-0	0-0	0-0	0/0	0	0	0	0	0/0

Points.....	6 vs. Northern Illinois (12-8-07)
Field Goals	3 vs. Northern Illinois (12-8-07)
Field Goals Attempted.....	5 vs. Long Island (11-12-07)
Field-Goal Percentage.....	1.000 on three occasions
Three-Point Field Goals	—
Three-Point Field Goals Attempted.....	1 vs. Seton Hall (2-6-08)
Three-Point Field Goal Percentage.....	—
Free Throws	2 vs. Seton Hall (2-6-08)
Free Throws Attempted.....	4 vs. Northern Illinois (12-8-07) and Seton Hall (2-6-08)
Free-Throw Percentage.....	.500 vs. Colgate (11-26-07) and Seton Hall (2-6-08)
Rebounds	6 vs. Long Island (11-12-07)
Assists	2 vs. Colgate (11-26-07)
Blocked Shots.....	1 vs. Colgate (11-26-07)
Steals	1 vs. Brown (12-29-07)
Minutes	18 vs. Northern Illinois (12-8-07)


Season Stats

Opp.	Min.	Total				Rebounds				PF	A	TO	BLK	Stl.	Pts.	
		FG-FGA	Pct.	3FG-FGA	Pct.	FT-FTA	Pct.	Off.	Def.							Total
Long Island	4	1-5	.200	0-0	.000	0-0	.000	4	2	6	0	1	0	0	0	2
Monmouth	4	0-0	.000	0-0	.000	0-0	.000	0	0	0	0	1	0	0	0	0
Baylor	DNP															
Georgia Tech	DNP															
Youngstown State	3	0-0	.000	0-0	.000	0-0	.000	0	0	0	0	0	0	0	1	0
Colgate	11	0-2	.000	0-0	.000	1-2	.500	0	3	3	3	2	0	1	0	1
Eastern Michigan	DNP															
Kansas State	DNP															
Northern Illinois	18	3-3	1.000	0-0	.000	0-4	.000	1	4	5	2	1	2	0	0	6
San Francisco	DNP															
Brown	6	1-1	1.000	0-0	.000	0-1	.000	2	2	4	0	0	0	0	1	2
North Florida	2	0-0	.000	0-0	.000	0-0	.000	0	0	0	1	0	0	0	0	0
West Virginia	DNP															
Connecticut	DNP															
Marquette	3	1-1	1.000	0-0	.000	0-0	.000	0	0	0	0	0	0	0	0	2
Cincinnati	DNP															
Georgetown	1	0-0	.000	0-0	.000	0-0	.000	0	0	0	0	0	0	0	0	0
Villanova	1	0-0	.000	0-0	.000	0-0	.000	0	0	0	0	0	0	0	0	0
Providence	DNP															
DePaul	DNP															
Seton Hall	4	0-1	.000	0-1	.000	2-4	.500	1	1	2	0	0	0	0	0	2
Marquette	DNP															
Connecticut	DNP															
Rutgers	DNP															
Pittsburgh	DNP															

Career Statistics

YEAR	G-S	MIN/AVG	FG-FGA	PCT.	3-Point		FT-FTA	PCT.	Rebounds				AST.	STL	BLK	PF-D	PTS/AVG
					FG-FGA	PCT.			O	D	TOT	AVG.					
2007-08	11-0	56/5.1	6-13	.462	0-1	.000	3-11	.273	8	12	20	1.8	5	2	1	6-0	15/1.4
BIG EAST	4-0	8/2.0	1-2	.500	0-1	.000	2-4	.500	1	1	2	0.5	0	0	0	0-0	4/1.0
TOTALS	11-0	56/5.1	6-13	.462	0-1	.000	3-11	.273	8	12	20	1.8	5	2	1	6-0	15/1.4
BIG EAST	4-0	8/2.0	1-2	.500	0-1	.000	2-4	.500	1	1	2	0.5	0	0	0	0-0	4/1.0





Ty Proffitt #13
Guard • Freshman • 6-4 • 206
London, Ky. (South Laurel)

FRESHMAN SEASON (2007-08):

Missed the first four games of the season after suffering a groin injury in practice and also missed Rutgers game (2/16) with sprained ankle ... scored two points in four minutes of play against Colgate (11/26) ... played in his first collegiate game vs. Youngstown State (11/24) finished with three points and two rebounds against Northern Illinois (12/8) ... scored two points and had a rebound and steal vs. Brown (12/29).

Opponent	G-GS	Min.	FG- FGA	3Pt. FG- FGA	FT- FTA	Reb.	A	PF	BS	ST	Pts.
Cincinnati	0-0	00/00	0-0	0-0	0-0	0-0	0	0	0	0	0/0
Connecticut	0-0	00/00	0-0	0-0	0-0	0-0	0	0	0	0	0/0
DePaul	0-0	00/00	0-0	0-0	0-0	0-0	0	0	0	0	0/0
Georgetown	1-0	00/00	0-0	0-0	0-0	0-0	0	0	0	0	0/0
Louisville	0-0	00/00	0-0	0-0	0-0	0-0	0	0	0	0	0/0
Marquette	0-0	00/00	0-0	0-0	0-0	0-0	0	0	0	0	0/0
Pittsburgh	0-0	00/00	0-0	0-0	0-0	0-0	0	0	0	0	0/0
Providence	0-0	00/00	0-0	0-0	0-0	0-0	0	0	0	0	0/0
Rutgers	0-0	00/00	0-0	0-0	0-0	0-0	0	0	0	0	0/0
St. John's	0-0	00/00	0-0	0-0	0-0	0-0	0	0	0	0	0/0
Seton Hall	1-0	1/1.0	0-0	0-0	0-0	0-0	0	0	0	0	0/0
South Florida	0-0	00/00	0-0	0-0	0-0	0-0	0	0	0	0	0/0
Syracuse	0-0	00/00	0-0	0-0	0-0	0-0	0	0	0	0	0/0
Villanova	0-0	00/00	0-0	0-0	0-0	0-0	0	0	0	0	0/0
West Virginia	0-0	00/00	0-0	0-0	0-0	0-0	0	0	0	0	0/0

Points.....	3 vs. Northern Illinois (12-8-07) and Brown (12-29-07)
Field Goals	1 on three occasions
Field Goals Attempted.....	3 vs. Northern Illinois (12-8-07)
Field-Goal Percentage.....	.500 vs. Colgate (11-26-07) and Brown (12-29-07)
Three-Point Field Goals	1 vs. Northern Illinois (12-8-07) and Brown (12-29-07)
Three-Point Field Goals Attempted.....	2 vs. Northern Illinois (12-8-07) and Brown (12-29-07)
Three-Point Field Goal Percentage.....	.500 vs. Northern Illinois (12-8-07) and Brown (12-29-07)
Free Throws	—
Free Throws Attempted.....	—
Free-Throw Percentage.....	—
Rebounds	2 vs. Northern Illinois (12-8-07)
Assists	2 vs. Northern Illinois (12-8-07)
Blocked Shots.....	—
Steals	1 vs. Northern Illinois (12-8-07) and Brown (12-29-07)
Minutes	10 vs. Northern Illinois (12-8-07)

Season Stats

Opp.	Min.	Total				Rebounds				PF	A	TO	BLK	Stl.	Pts.	
		FG-FGA	Pct.	3FG-FGA	Pct.	FT-FTA	Pct.	Off.	Def.							Total
Long Island	DNP-Inj.															
Monmouth	DNP-Inj.															
Baylor	DNP-Inj.															
Georgia Tech	DNP-Inj.															
Youngstown State	1	0-0	.000	0-0	.000	0-0	.000	0	0	0	0	0	0	0	0	0
Colgate	4	1-2	.500	0-1	.000	0-0	.000	0	0	0	0	0	0	0	0	2
Eastern Michigan	DNP															
Kansas State	DNP															
Northern Illinois	10	1-3	.333	1-2	.500	0-0	.000	0	2	2	0	2	0	0	1	3
San Francisco	DNP															
Brown	4	1-2	.500	1-2	.500	0-0	.000	0	1	1	0	0	0	0	1	3
North Florida	DNP															
West Virginia	DNP															
Connecticut	DNP															
Marquette	DNP															
Cincinnati	DNP															
Georgetown	1	0-0	.000	0-0	.000	0-0	.000	0	0	0	0	0	0	0	0	0
Villanova	DNP															
Providence	DNP															
DePaul	DNP															
Seton Hall	1	0-0	.000	0-0	.000	0-0	.000	0	0	0	0	0	0	0	0	0
Marquette	DNP															
Connecticut	DNP															
Rutgers	DNP-Inj.															
Pittsburgh	DNP															

Career Statistics

YEAR	G-S	MIN/AVG	FG-FGA	PCT.	3-Point		FT-FTA	PCT.	Rebounds			AST.	STL	BLK	PF-D	PTS/AVG	
					FG-FGA	PCT.			O	D	TOT						AVG.
2007-08	6-0	20/3.3	3-7	.429	2-5	.400	0-0	.000	0	3	3	0.5	2	2	0	0-0	8/1.3
BIG EAST	2-0	2/1.0	0-0	.000	0-0	.000	0-0	.000	0	0	0	0.0	0	0	0	0-0	0/0.0
TOTALS	6-0	20/3.3	3-7	.429	2-5	.400	0-0	.000	0	3	3	0.5	2	2	0	0-0	8/1.3
BIG EAST	2-0	2/1.0	0-0	.000	0-0	.000	0-0	.000	0	0	0	0.0	0	0	0	0-0	0/0.0





Carleton Scott #34
Forward • Freshman • 6-7 • 194
San Antonio, Texas (James Madison)

FRESHMAN SEASON (2007-08):

Has not seen game time with the Irish this season.

Opponent	G-GS	Min.	FG- FGA	3Pt. FG- FGA	FT- FTA	Reb.	A	PF	BS	ST	Pts.
Cincinnati	0-0	00/00	0-0	0-0	0-0	0-0	0	0	0	0	0/0
Connecticut	0-0	00/00	0-0	0-0	0-0	0-0	0	0	0	0	0/0
DePaul	0-0	00/00	0-0	0-0	0-0	0-0	0	0	0	0	0/0
Georgetown	0-0	00/00	0-0	0-0	0-0	0-0	0	0	0	0	0/0
Louisville	0-0	00/00	0-0	0-0	0-0	0-0	0	0	0	0	0/0
Marquette	0-0	00/00	0-0	0-0	0-0	0-0	0	0	0	0	0/0
Pittsburgh	0-0	00/00	0-0	0-0	0-0	0-0	0	0	0	0	0/0
Providence	0-0	00/00	0-0	0-0	0-0	0-0	0	0	0	0	0/0
Rutgers	0-0	00/00	0-0	0-0	0-0	0-0	0	0	0	0	0/0
St. John's	0-0	00/00	0-0	0-0	0-0	0-0	0	0	0	0	0/0
Seton Hall	0-0	00/00	0-0	0-0	0-0	0-0	0	0	0	0	0/0
South Florida	0-0	00/00	0-0	0-0	0-0	0-0	0	0	0	0	0/0
Syracuse	0-0	00/00	0-0	0-0	0-0	0-0	0	0	0	0	0/0
Villanova	0-0	00/00	0-0	0-0	0-0	0-0	0	0	0	0	0/0
West Virginia	0-0	00/00	0-0	0-0	0-0	0-0	0	0	0	0	0/0

Points.....	—
Field Goals	—
Field Goals Attempted.....	—
Field-Goal Percentage.....	—
Three-Point Field Goals	—
Three-Point Field Goals Attempted.....	—
Three-Point Field Goal Percentage.....	—
Free Throws	—
Free Throws Attempted.....	—
Free-Throw Percentage.....	—
Rebounds	—
Assists	—
Blocked Shots.....	—
Steals	—
Minutes	—

Season Stats

Opp.	Min.	Total				Rebounds				PF	A	TO	BLK	Stl.	Pts.
		FG-FGA	Pct.	3FG-FGA	Pct.	FT-FTA	Pct.	Off.	Def.						
Long Island	DNP														
Monmouth	DNP														
Baylor	DNP														
Georgia Tech	DNP														
Youngstown State	DNP														
Colgate	DNP														
Eastern Michigan	DNP														
Kansas State	DNP														
Northern Illinois	DNP														
San Francisco	DNP														
Brown	DNP														
West Virginia	DNP														
Connecticut	DNP														
Marquette	DNP														
Cincinnati	DNP														
Georgetown	DNP														
Villanova	DNP														
Providence	DNP														
DePaul	DNP														
Seton Hall	DNP														
Marquette	DNP														
Connecticut	DNP														
Rutgers	DNP														
Pittsburgh	DNP														

Career Statistics

YEAR	G-S	MIN/AVG	FG-FGA	PCT.	3-Point		FT-FTA	PCT.	Rebounds			AST.	STL	BLK	PF-D	PTS/AVG
					FG-FGA	PCT.			O	D	TOT					
2007-08	0-0	0/0.0	0-0	.000	0-0	.000	0-0	.000	0	0	0	0.0	0	0	0	0/0.0
BIG EAST	0-0	0/0.0	0-0	.000	0-0	.000	0-0	.000	0	0	0	0.0	0	0	0	0/0.0
TOTALS	0-0	0/0.0	0-0	.000	0-0	.000	0-0	.000	0	0	0	0.0	0	0	0	0/0.0
BIG EAST	0-0	0/0.0	0-0	.000	0-0	.000	0-0	.000	0	0	0	0.0	0	0	0	0/0.0





Tim Andree #41
Forward • Sophomore • 6-7 • 210
Colts Neck, N.J. (Christian Brothers Academy)

SOPHOMORE SEASON (2007-08):

Returns as second-year walk-on ... saw game time against Monmouth at the Paradise Jam, scoring two points in only two minutes of play (11/16).

Career Highs

Points.....2 on four occasions
Field Goals1 on three occasions
Field Goals Attempted.....2 vs. Army (2-21-06)
Field-Goal Percentage..1.000 vs. Monmouth (11-16-07) and vs. Northern Illinois (12-8-07)
Three-Point Field Goals—
Three-Point Field Goals Attempted.....—
Three-Point Field Goal Percentage.....—
Free Throws2 vs. Brown (12-29-07)
Free Throws Attempted.....2 on two occasions
Free-Throw Percentage.....1.000 (2-2) vs. Brown (12-29-07)
Rebounds3 vs. Northern Illinois (12-8-07)
Assists.....1 vs. Northern Illinois (12-8-07)
Blocked Shots.....1 vs. Northern Illinois (12-8-07)
Steals—
Minutes6 vs. Northern Illinois (12-8-07)

Season Stats

Opp.	Min.	Total		3FG-FGA	Pct.	FT-FTA	Pct.	Rebounds			PF	A	TO	BLK	Stl.	Pts.
		FG-FGA	Pct.					Off.	Def.	Total						
Monmouth	2	1-1	1.000	0-0	.000	0-0	.000	0	0	0	0	0	0	0	0	2
Colgate	1	0-0	.000	0-0	.000	0-0	.000	0	0	0	0	0	0	0	0	0
Northern Illinois	6	1-1	1.000	0-0	.000	0-0	.000	1	2	3	1	1	0	1	0	2
Brown	3	0-0	.000	0-0	.000	2-2	1.000	0	1	1	1	0	0	0	0	2
Seton Hall	1	0-0	.000	0-0	.000	0-0	.000	0	0	0	0	0	0	0	0	0

Career Statistics

YEAR	G-S	MIN/AVG	FG-FGA	PCT.	3-Point		FT-FTA	PCT.	Rebounds			AST.	STL	BLK	PF-D	PTS/AVG	
					FG-FGA	PCT.			O	D	TOT						AVG.
2006-07	5-0	9/1.8	1-2	.500	0-0	.000	0-2	.000	1	0	1	0.2	0	0	0	1-0	2/0.4
BIG EAST	0-0	0/0.0	0-0	.000	0-0	.000	0-0	.000	0	0	0	0.0	0	0	0	0-0	0/0.0
2007-08	5-0	13/2.6	2-2	1.000	0-0	.000	2-2	1.000	1	3	4	0.8	1	0	1	2-0	6/1.2
BIG EAST	1-0	1/1.0	0-0	.000	0-0	.000	0-0	.000	0	0	0	0.0	0	0	0	0-0	0/0.0
TOTALS	10-0	22/2.2	3-4	.750	0-0	.000	2-4	.500	2	3	5	0.5	1	0	1	3-0	8/0.8
BIG EAST	1-0	1/1.0	0-0	.000	0-0	.000	0-0	.000	0	0	0	0.0	0	0	0	0-0	0/0.0



Tom Kopko #5
Guard • Freshman • 6-7 • 210
Chicago, Ill. (St. Laurence)

FRESHMAN SEASON (2007-08):

First-year walk on ... recorded season-high five points against Northern Illinois (12/8) ... saw game time against Monmouth at the Paradise Jam, recording two rebounds in just two minutes of play (11/16).

Career Highs

Points.....5 vs. Northern Illinois (12-8-07)
Field Goals2 vs. Northern Illinois (12-8-07)
Field Goals Attempted.....2 vs. Northern Illinois (12-8-07)
Field-Goal Percentage.....1.000 vs. Northern Illinois (12-8-07)
Three-Point Field Goals1 vs. Northern Illinois (12-8-07)
Three-Point Field Goals Attempted.....1 vs. Northern Illinois (12-8-07)
Three-Point Field Goal Percentage.....1.000 vs. Northern Illinois (12-8-07)
Free Throws—
Free Throws Attempted.....1 vs. Monmouth (11-16-07)
Free-Throw Percentage.....—
Rebounds2 vs. Monmouth (11-16-07)
Assists.....—
Blocked Shots.....—
Steals—
Minutes5 vs. Northern Illinois (12-8-07)

Season Stats

Opp.	Min.	Total		3FG-FGA	Pct.	FT-FTA	Pct.	Rebounds			PF	A	TO	BLK	Stl.	Pts.
		FG-FGA	Pct.					Off.	Def.	Total						
Monmouth	2	0-1	.000	0-1	.000	0-1	.000	1	1	2	0	0	0	0	0	0
Colgate	1	0-0	.000	0-0	.000	0-0	.000	0	0	0	0	0	0	0	0	0
Northern Illinois	5	2-2	1.000	1-1	1.000	0-0	.000	0	0	0	1	0	0	0	0	5
Brown	3	0-1	.000	0-1	.000	0-0	.000	0	0	0	0	0	0	0	0	0
Seton Hall	1	0-0	.000	0-0	.000	0-0	.000	0	0	0	0	0	0	0	0	0

Career Statistics

YEAR	G-S	MIN/AVG	FG-FGA	PCT.	3-Point		FT-FTA	PCT.	Rebounds			AST.	STL	BLK	PF-D	PTS/AVG	
					FG-FGA	PCT.			O	D	TOT						AVG.
2007-08	5-0	11/2.2	2-4	.500	1-3	.333	0-1	.000	1	1	2	0.4	0	0	0	1-0	5/1.0
BIG EAST	1-0	1/1.0	0-0	.000	0-0	.000	0-0	.000	0	0	0	0.0	0	0	0	0-0	0/0.0
TOTALS	5-0	11/2.2	2-4	.500	1-3	.333	0-1	.000	1	1	2	0.4	0	0	0	1-0	5/1.0
BIG EAST	1-0	1/1.0	0-0	.000	0-0	.000	0-0	.000	0	0	0	0.0	0	0	0	0-0	0/0.0





2007-08 Box Scores

Notre Dame 82, Long Island 50
November 12, 2007
Joyce Center - Notre Dame, Ind.

Game 1

Box score for Game 1: Notre Dame vs Long Island. Includes player stats (FG-A, 3-pt, FT-A, REB, PF, TP, A, TO, BK, ST, MIN) and team totals.

Box score for Game 2: Notre Dame vs Monmouth. Includes player stats and team totals.

SCORE BY PERIODS
Long Island 1 2 F
Notre Dame 23 27 50
OFFICIALS: Mike Roberts, Glenn Mayborg, Doug Simmons
TECHNICALS: None
ATTENDANCE: 8,873
Notes: Notre Dame extended its home win streak dating back to the 2005-06 campaign to 21 games...

Notre Dame 76, Monmouth 33
November 16, 2007
University of the Virgin Islands Sports & Fitness Center — St. Thomas, USVI
Paradise Jam

Game 2

Box score for Game 2: Notre Dame vs Monmouth. Includes player stats and team totals.

Box score for Game 3: Notre Dame vs Baylor. Includes player stats and team totals.

SCORE BY PERIODS
Monmouth 25 8 33
Notre Dame 37 39 76
OFFICIALS: NA
TECHNICALS: None
ATTENDANCE: 2,132
Notes: Notre Dame held Monmouth without a field goal in the final 10:31 of the contest and outscored the Hawks 23-0 down the stretch...

Baylor 68, Notre Dame 64
November 18, 2007
University of the Virgin Islands Sports & Fitness Center — St. Thomas, USVI
Paradise Jam

Game 3

Box score for Game 3: Baylor vs Notre Dame. Includes player stats and team totals.

Box score for Game 4: Notre Dame vs Georgia Tech. Includes player stats and team totals.

SCORE BY PERIODS
Baylor 32 36 68
Notre Dame 38 26 64
OFFICIALS: Jamie Luckie, Jim Haney, Tim Kelly
TECHNICALS: None
ATTENDANCE: 2,339
Notes: Luke Harangody matched his career-high with 22-point effort with a career-high nine field goals...

Georgia Tech 70, Notre Dame 69
November 19, 2007
University of the Virgin Islands Sports & Fitness Center — St. Thomas, USVI
Paradise Jam

Game 4

Box score for Game 4: Georgia Tech vs Notre Dame. Includes player stats and team totals.

Box score for Game 5: Notre Dame vs Georgia Tech. Includes player stats and team totals.

SCORE BY PERIODS
Georgia Tech 30 40 70
Notre Dame 32 37 69
OFFICIALS: Ray Perone, Tony Dawkins, Tim Kelly
TECHNICALS: None
ATTENDANCE: 3,325
Notes: For the second consecutive game, Luke Harangody tossed in 22 points (matching his career-high) and grabbed 11 rebounds to record his seventh career double-double...





2007-08 Box Scores

Notre Dame 87, Youngstown State 75
November 24, 2007
Joyce Center — Notre Dame, Ind.

Game 5

Box score for Game 5: Youngstown State vs Notre Dame. Includes player stats (FG-A, 3-pt FG-A, FT-A, REB, PF, TP, A, TO, BK, ST, MIN) and team totals.

Box score for Game 6: Notre Dame vs Colgate. Includes player stats and team totals.

SCORE BY PERIODS, OFFICIALS: Bob Donato, Paul Faia, Bill Laubenstein, TECHNICALS: None, ATTENDANCE: 7,461
Notes: Notre Dame extended its home win streak dating back to the 2005-06 campaign to 22 games...

Notre Dame 94, Colgate 63
November 26, 2007
Joyce Center — Notre Dame, Ind.

Game 6

Box score for Game 7: Notre Dame vs Eastern Michigan. Includes player stats and team totals.

SCORE BY PERIODS, OFFICIALS: Tony Green, Wally Rutecki, Tim Clougherty, TECHNICALS: None, ATTENDANCE: 8,977
Notes: Kyle McAlarney scored a career-high 25 points as he connected on a career-high eight field goals...

Box score for Game 8: Notre Dame vs Kansas State. Includes player stats and team totals.

SCORE BY PERIODS, OFFICIALS: Mike Kitts, Bryan Kersly, Gary Maxwell, TECHNICALS: Kansas State-Michael Beasley, Notre Dame-None, ATTENDANCE: 8,300
Notes: Kyle McAlarney scored Notre Dame's final nine points and registered double figures for the fourth straight game...

Notre Dame 78, Eastern Michigan 65
December 1, 2007
Joyce Center — Notre Dame, Ind.

Game 7

Box score for Game 9: Notre Dame vs Eastern Michigan. Includes player stats and team totals.

Box score for Game 10: Notre Dame vs Kansas State. Includes player stats and team totals.

SCORE BY PERIODS, OFFICIALS: Jim Haney, Jeff Clark, Todd Williams, TECHNICALS: None, ATTENDANCE: 9,277
Notes: Notre Dame tied the school record for consecutive wins at the Joyce Center with its 24th straight victory...

Notre Dame 68, Kansas State 59
December 4, 2007
Madison Square Garden — New York, NY
Jimmy V Classic

Game 8

Box score for Game 11: Notre Dame vs Kansas State. Includes player stats and team totals.

SCORE BY PERIODS, OFFICIALS: Mike Kitts, Bryan Kersly, Gary Maxwell, TECHNICALS: Kansas State-Michael Beasley, Notre Dame-None, ATTENDANCE: 8,300
Notes: Kyle McAlarney scored Notre Dame's final nine points and registered double figures for the fourth straight game...

Box score for Game 12: Notre Dame vs Kansas State. Includes player stats and team totals.

SCORE BY PERIODS, OFFICIALS: Mike Kitts, Bryan Kersly, Gary Maxwell, TECHNICALS: Kansas State-Michael Beasley, Notre Dame-None, ATTENDANCE: 8,300
Notes: Kyle McAlarney scored Notre Dame's final nine points and registered double figures for the fourth straight game...





2007-08 Box Scores

Notre Dame 108, Northern Illinois 62
December 8, 2007
Joyce Center - Notre Dame, Ind.

Game 9

Box score for Game 9: Northern Illinois vs Notre Dame. Includes player stats (FG-A, 3-pt FG-A, FT-A, REB, PF, TP, A, TO, BK, ST, MIN) and team totals.

Box score for Game 9: Notre Dame vs Northern Illinois. Includes player stats (FG-A, 3-pt FG-A, FT-A, REB, PF, TP, A, TO, BK, ST, MIN) and team totals.

SCORE BY PERIODS

Score by periods table for Game 9.

OFFICIALS: John Gaffney, James Breeding, William Bush

TECHNICALS: None
ATTENDANCE: 10,142

Notes: Notre Dame won its 25th straight home game to set the Joyce Center win streak mark ... The 108 points scored by the Irish were the most by a Notre Dame team in regulation under head coach Mike Brey ... Luke Harangody registered his fourth double-double in six games ... Kyle McAlamey extended his double-figure scoring streak to a career-high five games ... Notre Dame's 72.0 percent shooting in the first half was the best percentage by an Irish team in a first half under Brey.

Notre Dame 84, San Francisco 76
December 22, 2007
Joyce Center - Notre Dame, Ind.

Game 10

Box score for Game 10: San Francisco vs Notre Dame. Includes player stats (FG-A, 3-pt FG-A, FT-A, REB, PF, TP, A, TO, BK, ST, MIN) and team totals.

Box score for Game 10: Notre Dame vs San Francisco. Includes player stats (FG-A, 3-pt FG-A, FT-A, REB, PF, TP, A, TO, BK, ST, MIN) and team totals.

SCORE BY PERIODS

Score by periods table for Game 10.

OFFICIALS: Brian O'Connell, Mike Roberts, Glenn Mayborg

TECHNICALS: None
ATTENDANCE: 8,048

Notes: Luke Harangody registered his third consecutive double-double for the first time in his career and topped the 20-plus point mark for the fourth time ... Tony Jackson notched his first career-high with a season-high 15 points and matched his personal-best with 10 assists ... Kyle McAlamey registered double figures for the sixth straight game for the longest double-figure scoring streak of his career ... Notre Dame's 45.8 percent shooting from the field marked the eighth time this season that Irish have shot better than 45.0 percent in a game.

Notre Dame 87, Brown 54
December 29, 2007
Joyce Center - Notre Dame, Ind.

Game 11

Box score for Game 11: Brown vs Notre Dame. Includes player stats (FG-A, 3-pt FG-A, FT-A, REB, PF, TP, A, TO, BK, ST, MIN) and team totals.

Box score for Game 11: Notre Dame vs Brown. Includes player stats (FG-A, 3-pt FG-A, FT-A, REB, PF, TP, A, TO, BK, ST, MIN) and team totals.

SCORE BY PERIODS

Score by periods table for Game 11.

OFFICIALS: Reggie Greenwood, Paul Faia, James Breeding

TECHNICALS: None
ATTENDANCE: 8,386

Notes: Notre Dame dished off 20-plus assists for the fifth game ... Rob Kurz registered his third double-double of the season ... Ryan Ayers matched his career-best with 13 points ... Luke Harangody and Kyle McAlamey extended their double-figure scoring streaks to nine and seven games, respectively (both career bests).

Notre Dame 77, North Florida 58
December 31, 2007
Joyce Center - Notre Dame, Ind.

Game 12

Box score for Game 12: North Florida vs Notre Dame. Includes player stats (FG-A, 3-pt FG-A, FT-A, REB, PF, TP, A, TO, BK, ST, MIN) and team totals.

Box score for Game 12: Notre Dame vs North Florida. Includes player stats (FG-A, 3-pt FG-A, FT-A, REB, PF, TP, A, TO, BK, ST, MIN) and team totals.

SCORE BY PERIODS

Score by periods table for Game 12.

OFFICIALS: Curtis Shaw, Mike Roberts, Ron Tymburski

TECHNICALS: North Florida Bench
ATTENDANCE: 7,841

Notes: Notre Dame dished off 20-plus assists for the sixth game and second consecutive outings ... Rob Kurz registered his second consecutive double-double and fourth of the campaign with a season-high 23 points and career-best 13 boards ... Tony Jackson had double figures in assists for the second time in three games and third time in his career ... Ryan Ayers was in double figures for the second consecutive game for the first time in his career ... Luke Harangody topped the 20-point mark for the fifth time this season ... Kurz grabbed his 500th career rebound.





2007-08 Box Scores

Notre Dame 69, West Virginia 56
January 3, 2008
Joyce Center - Notre Dame, Ind.

Game 13

Box score for Game 13: West Virginia vs Notre Dame. Includes player stats (FG-A, 3-pt, FT-A, REB, PF, TP, A, TO, BK, ST, MIN) and team totals.

Score by periods and technical details for Game 13. Includes scores by quarters and officials/attendance information.

Notes: Notre Dame improved to 7-6 all-time in BIG EAST openers and 4-4 under head coach Mike Brey... The Irish are now 24-8 all-time against West Virginia and have won 13 of the last 14 meetings...

Notre Dame 73, Connecticut 67
January 5, 2008
Joyce Center - Notre Dame, Ind.

Game 14

Box score for Game 14: Connecticut vs Notre Dame. Includes player stats and team totals.

Score by periods and technical details for Game 14. Includes scores by quarters and officials/attendance information.

Notes: Kyle McAlamey's 32 points marked a career-high as he connected on a personal-best 13 field goals... Tory Jackson matched his personal best of 11 assists...

Marquette 92, Notre Dame 66
January 12, 2008
Bradley Center - Milwaukee, Wis.

Game 15

Box score for Game 15: Marquette vs Notre Dame. Includes player stats and team totals.

Score by periods and technical details for Game 15. Includes scores by quarters and officials/attendance information.

Notes: Luke Harangody's 29 points and 14 rebounds marked his third straight double-double and eighth overall as well as the seventh time this season with 20-plus points...

Notre Dame 91, Cincinnati 74
January 15, 2008
Joyce Center - Notre Dame, Ind.

Game 16

Box score for Game 16: Cincinnati vs Notre Dame. Includes player stats and team totals.

Score by periods and technical details for Game 16. Includes scores by quarters and officials/attendance information.

Notes: Luke Harangody's 24 points in the second half were the most by an Irish player in a half since Chris Thomas' 27 (finished with 39 points) against Saint Louis on March 22, 2004...





2007-08 Box Scores

Georgetown 84, Notre Dame 65
January 19, 2008
Verizon Center - Washington D.C.

Game 17

Box score for Game 17: Georgetown 84, Notre Dame 65. Includes player stats for FG-A, 3-pt FG-A, FT-A, REB, PF, TP, A, TO, BK, ST, MIN and team totals.

Box score for Game 18: Georgetown 84, Notre Dame 65. Includes player stats for FG-A, 3-pt FG-A, FT-A, REB, PF, TP, A, TO, BK, ST, MIN and team totals.

SCORE BY PERIODS: Georgetown 38, 46, 84; Notre Dame 25, 40, 65. OFFICIALS: Bob Donato, Brian O'Connell, Tim Clougherty. ATTENDANCE: 19,286.

Notre Dame 90, Villanova 80
January 26, 2008
Wachovia Center - Philadelphia, PA.

Game 18

Box score for Game 18: Notre Dame 90, Villanova 80. Includes player stats for FG-A, 3-pt FG-A, FT-A, REB, PF, TP, A, TO, BK, ST, MIN and team totals.

Box score for Game 19: Notre Dame 89, DePaul 80. Includes player stats for FG-A, 3-pt FG-A, FT-A, REB, PF, TP, A, TO, BK, ST, MIN and team totals.

SCORE BY PERIODS: Villanova 29, 51, 80; Notre Dame 39, 51, 90. OFFICIALS: Tim Higgins, Jamie Luckie, Earl Walton. ATTENDANCE: 19,989.

Notre Dame 81, Providence 74
January 31, 2008
Joyce Center - Notre Dame, Ind.

Game 19

Box score for Game 19: Notre Dame 81, Providence 74. Includes player stats for FG-A, 3-pt FG-A, FT-A, REB, PF, TP, A, TO, BK, ST, MIN and team totals.

Box score for Game 20: Notre Dame 89, DePaul 80. Includes player stats for FG-A, 3-pt FG-A, FT-A, REB, PF, TP, A, TO, BK, ST, MIN and team totals.

SCORE BY PERIODS: Providence 31, 30, 13, 7; Notre Dame 32, 29, 20, 81. OFFICIALS: Mike Kitts, Brian O'Connell, Doug Shows. ATTENDANCE: 10,179.

Notre Dame 89, DePaul 80
February 2, 2008
Joyce Center - Notre Dame, Ind.

Game 20

Box score for Game 20: Notre Dame 89, DePaul 80. Includes player stats for FG-A, 3-pt FG-A, FT-A, REB, PF, TP, A, TO, BK, ST, MIN and team totals.

Box score for Game 21: Notre Dame 89, DePaul 80. Includes player stats for FG-A, 3-pt FG-A, FT-A, REB, PF, TP, A, TO, BK, ST, MIN and team totals.

SCORE BY PERIODS: DePaul 35, 45, 80; Notre Dame 46, 43, 89. OFFICIALS: Jim Burr, J.D. Collins, Wally Rutecki. ATTENDANCE: 11,418.





Notre Dame 95, Seton Hall 69
February 6, 2008
Prudential Center - Newark, N.J.

Game 21

Table with columns: Player, FG-A, 3-pt FG-A, FT-A, REB, PF, TP, A, TO, BK, ST, MIN. Rows include Notre Dame players (Rob Kurz, Zach Hillesland, etc.), Seton Hall players (Brian Laing, Agustine Okosun, etc.), and summary statistics (TOTALS, FG%, FT%, SCORE BY PERIODS, OFFICIALS, TECHNICALS, ATTENDANCE, NOTES).

Connecticut 84, Notre Dame 78
February 13, 2008
Gampel Pavilion - Storrs, Conn.

Game 23

Table with columns: Player, FG-A, 3-pt FG-A, FT-A, REB, PF, TP, A, TO, BK, ST, MIN. Rows include Notre Dame players (Rob Kurz, Luke Harangody, etc.), Connecticut players (Jeff Adrien, Stanley Robinson, etc.), and summary statistics (TOTALS, FG%, FT%, SCORE BY PERIODS, OFFICIALS, TECHNICALS, ATTENDANCE, NOTES).

Notre Dame 86, Marquette 83
February 9, 2008
Joyce Center - Notre Dame, Ind.

Game 22

Table with columns: Player, FG-A, 3-pt FG-A, FT-A, REB, PF, TP, A, TO, BK, ST, MIN. Rows include Marquette players (Lazar Hayward, Ousmane Barro, etc.), Notre Dame players (Rob Kurz, Zach Hillesland, etc.), and summary statistics (TOTALS, FG%, FT%, SCORE BY PERIODS, OFFICIALS, TECHNICALS, ATTENDANCE, NOTES).

Notre Dame 71, Rutgers 68
February 17, 2008
Louis Brown Athletic Center - Piscataway, N.J.

Game 24

Table with columns: Player, FG-A, 3-pt FG-A, FT-A, REB, PF, TP, A, TO, BK, ST, MIN. Rows include Notre Dame players (Rob Kurz, Luke Harangody, etc.), Rutgers players (JR Inman, Jaron Griffin, etc.), and summary statistics (TOTALS, FG%, FT%, SCORE BY PERIODS, OFFICIALS, TECHNICALS, ATTENDANCE, NOTES).





Notre Dame 82, Pittsburgh 70
February 21, 2008
Joyce Center - Notre Dame, Ind.

Game 25

Pittsburgh	FG-A	3-pt FG-A	FT-A	REB	PF	TP	A	TO	BK	ST	MIN
Gilbert Brown	3-6	0-3	2-2	1-4-5	2	8	2	0	0	0	30
Sam Young	7-15	3-6	3-4	0-8-8	1	20	1	2	0	1	36
DeJuan Blair	6-11	0-0	2-7	8-5-13	3	14	0	1	3	0	29
Keith Benjamin	6-10	3-6	0-0	1-0-1	3	15	1	0	0	1	30
Ronald Ramon	0-8	0-6	0-0	1-0-1	2	0	2	1	0	0	32
Levance Fields	4-10	1-4	1-1	2-1-3	5	10	5	3	0	0	25
Tyrell Biggs	0-4	0-0	2-2	1-2-3	1	2	0	1	1	0	11
Brad Wanamaker	0-0	0-0	1-2	0-0-0	0	1	0	1	0	0	5
Gary McGhee	0-1	0-0	0-0	0-1-1	1	0	0	0	0	0	2
Team				1-1-2							

TOTALS 26-65 7-25 11-18 15-22-37 18 70 11 9 4 2 200
FG%: 1st Half 14-33, .424; 2nd Half 12-32, .375; Game .400; 3-PT%: 1st Half 5-13, .385; 2nd Half 2-12, .167; Game .280; FT%: 1st Half 2-5, .400; 2nd Half 9-13, .692; Game .611; Deadball: 3.

Notre Dame	FG-A	3-pt FG-A	FT-A	REB	PF	TP	A	TO	BK	ST	MIN
Rob Kurz	5-11	2-4	2-2	0-5-5	4	14	1	1	1	0	29
Zach Hillesland	2-6	0-0	0-0	2-4-6	4	4	3	1	1	0	27
Luke Harangody	8-19	0-0	7-8	3-9-12	2	23	1	3	0	2	31
Tory Jackson	6-11	1-3	3-4	6-7-13	0	16	5	0	1	3	37
Kyle McAlarney	4-12	3-10	4-4	0-2-2	1	15	1	1	0	0	36
Jonathan Peoples	1-1	1-1	0-0	0-0-0	1	3	0	1	0	0	6
Luke Zeller	1-4	0-3	0-0	1-0-1	1	2	0	0	0	0	12
Ryan Ayers	1-3	1-3	2-2	1-1-2	2	5	3	0	0	0	22
Team				4-0-4							

TOTALS 28-67 8-24 18-20 17-28-45 15 82 14 7 3 5 200
FG%: 1st Half 12-34, .353; 2nd Half 16-33, .485; Game .418; 3-PT%: 1st Half 2-12, .167; 2nd Half 6-12, .500; Game .333; FT%: 1st Half 4-4, 1.000; 2nd Half 14-16, .875; Game .900; Deadball: 2.

SCORE BY PERIODS	1	2	F
Pittsburgh	35	35	70
Notre Dame	30	52	82

OFFICIALS: Tim Higgins, John Cahill, Michael Stephens

TECHNICALS: None

ATTENDANCE: 11,418

Notes: Notre Dame ran its Joyce Center home win streak to 35 games ... The Irish also won their 16th consecutive BIG EAST game at home (equals the second-best mark all-time) ... Notre Dame reached the 20-win mark for the second straight year and fifth time during head coach Mike Brey's tenure ... The Irish also posted their second straight 10-win BIG EAST season and fifth in the last eight seasons ... Tory Jackson recorded his second straight double-double and third of his career ... Jackson's 13 rebounds marked a career-high ... Luke Harangody registered his 15th double-double and 10th in BIG EAST play ... He also extended his double-figure scoring streak to 23 straight contests and netted 20-plus points for the 14th time ... Notre Dame snapped a five-game losing streak to Pittsburgh and the win was the first for the Irish since a 66-64 victory on February 9, 2003.





2007-08 Game-By-Game Statistics

Opponent	Overall		3-Point		FT-A	Pct.	O-D-Tot.	PF	A	TO	B	S	Pts
	FG-A	Pct.	FG-A	Pct.									
Long Island	18-65	.277	6-24	.250	8-9	.889	13-24-37	12	13	12	4	3	50
Notre Dame	35-68	.515	7-17	.412	5-9	.556	13-35-48	12	28	11	9	7	82
Monmouth	13-49	.265	3-20	.150	4-5	.800	4-14-18	16	6	16	2	7	33
Notre Dame	29-57	.509	10-23	.432	8-13	.615	15-31-46	10	15	15	4	6	76
Baylor	24-58	.414	8-22	.364	12-20	.600	15-26-41	21	11	15	4	8	68
Notre Dame	20-59	.339	7-19	.368	17-23	.739	16-22-38	21	10	10	0	6	64
Georgia Tech	27-57	.474	10-17	.588	6-11	.546	10-23-33	26	17	20	1	8	70
Notre Dame	22-54	.407	5-16	.313	20-29	.690	13-19-32	16	14	19	5	11	69
Youngstown State	29-70	.414	11-21	.524	6-14	.429	12-22-34	21	20	12	0	7	75
Notre Dame	32-58	.552	7-17	.412	16-24	.667	11-33-44	14	24	17	5	7	87
Colgate	21-51	.412	8-17	.471	13-17	.766	8-20-28	14	13	17	7	3	63
Notre Dame	32-69	.464	13-28	.464	17-19	.895	18-24-42	16	25	8	3	10	94
Eastern Michigan	25-52	.481	7-15	.467	8-13	.615	11-15-26	15	15	9	2	1	65
Notre Dame	27-48	.563	10-16	.625	12-17	.706	9-19-28	12	18	9	4	2	76
Kansas State	25-64	.391	3-20	.150	6-9	.667	15-26-41	14	10	17	5	6	59
Notre Dame	28-72	.389	5-19	.263	7-10	.700	15-25-44	11	12	15	3	9	68
Northern Illinois	23-67	.343	7-25	.280	9-17	.529	10-17-27	22	15	13	1	7	62
Notre Dame	36-58	.621	14-25	.560	22-35	.629	11-41-52	16	27	11	3	6	108
San Francisco	30-68	.441	6-19	.316	10-13	.769	10-25-35	24	15	14	1	7	76
Notre Dame	27-59	.458	7-17	.412	23-32	.719	11-30-41	12	19	14	2	12	84
Brown	17-52	.327	11-23	.478	9-16	.563	6-19-25	16	13	9	3	4	54
Notre Dame	30-70	.429	13-32	.406	14-17	.824	22-32-54	17	23	7	3	6	87
North Florida	23-64	.359	7-17	.412	5-9	.556	11-27-38	20	15	17	2	6	58
Notre Dame	25-57	.439	7-23	.304	20-27	.741	8-33-41	19	24	12	6	8	77
West Virginia	22-69	.319	5-25	.200	7-11	.636	15-18-33	19	9	9	4	6	56
Notre Dame	24-50	.480	5-12	.417	16-21	.762	12-34-46	11	16	20	3	3	69
Connecticut	27-69	.391	2-17	.118	11-17	.647	14-30-44	16	14	13	12	10	67
Notre Dame	27-73	.370	9-17	.529	10-11	.909	17-31-48	17	18	14	5	7	73
Marquette	34-73	.466	12-24	.500	12-15	.800	13-23-36	23	23	13	4	17	92
Notre Dame	23-58	.397	4-19	.211	16-25	.640	19-27-46	14	13	24	4	6	66
Cincinnati	30-75	.400	6-29	.207	8-11	.727	18-18-36	26	21	16	0	7	74
Notre Dame	24-51	.471	9-17	.529	34-42	.810	11-29-40	15	18	15	1	5	91
Georgetown	28-53	.528	8-20	.400	20-29	.690	8-26-34	20	19	13	4	6	84
Notre Dame	20-61	.328	7-25	.280	18-22	.818	17-25-42	21	10	13	1	7	65
Villanova	32-72	.444	7-21	.333	9-12	.750	14-26-40	29	19	14	2	8	80
Notre Dame	27-53	.509	9-19	.474	27-38	.711	9-29-38	16	20	15	1	7	90
Providence	30-73	.411	8-33	.242	6-16	.375	22-26-48	22	18	15	4	2	74
Notre Dame	27-61	.443	5-16	.313	22-27	.815	11-27-38	17	21	13	4	8	81
DePaul	34-70	.486	11-23	.478	1-3	.333	12-24-36	16	21	12	4	3	80
Notre Dame	32-75	.427	8-22	.364	17-20	.850	21-25-46	8	22	8	4	6	89
Seton Hall	25-71	.352	8-22	.364	11-18	.611	13-18-31	19	14	15	5	14	69
Notre Dame	35-64	.547	9-19	.474	16-23	.696	13-36-49	13	19	18	6	9	95
Marquette	33-73	.452	12-25	.480	5-8	.625	12-25-37	22	19	10	5	8	83
Notre Dame	26-60	.433	10-23	.435	24-31	.774	13-30-43	12	17	13	4	4	86
Connecticut	32-73	.438	8-20	.400	12-19	.632	15-27-42	10	17	8	8	3	84
Notre Dame	30-73	.411	7-24	.292	11-14	.786	17-31-48	17	16	12	1	5	78
Rutgers	26-69	.377	9-25	.360	7-12	.583	14-24-38	14	13	9	6	6	68
Notre Dame	28-67	.418	8-17	.471	7-12	.583	17-32-49	15	15	12	7	4	71
Pittsburgh	26-65	.400	7-25	.280	11-18	.611	15-22-37	18	11	9	4	2	70
Notre Dame	28-67	.418	8-24	.333	18-20	.900	17-28-45	15	14	7	3	5	82



2007-08 Notre Dame Men's Basketball
 Notre Dame Season Box Score (as of Feb 21, 2008)
 All games

RECORD:	OVERALL	HOME	AWAY	NEUTRAL
ALL GAMES.....	(20-5)	(15-0)	(3-3)	(2-2)
CONFERENCE.....	(10-3)	(7-0)	(3-3)	(0-0)
NON-CONFERENCE.....	(10-2)	(8-0)	(0-0)	(2-2)

##	Player	GP-GS	Min--Avg	---TOTAL---		---3-PTS---		FT-FTA	Pct	----REBOUNDS----				PF	FO	A	TO	Blk	Stl	Pts	Avg
				FG-FGA	Pct	3FG-FGA	Pct			Off	Def	Tot	Avg								
44	HARANGODY, Luke....	25-25	717 28.7	192-386	.497	0-3	.000	128-163	.785	89	171	260	10.4	63	1	45	57	19	23	512	20.5
	Conference-Only..	13-13	407 31.3	104-227	.458	0-3	.000	92-116	.793	52	101	153	11.8	33	1	23	32	11	12	300	23.1
23	MCALARNEY, Kyle....	25-25	884 35.4	127-292	.435	81-183	.443	42-52	.808	7	41	48	1.9	25	0	90	48	0	22	377	15.1
	Conference-Only..	13-13	480 36.9	73-166	.440	44-97	.454	18-22	.818	3	18	21	1.6	12	0	51	28	0	8	208	16.0
31	KURZ, Rob.....	25-25	703 28.1	91-207	.440	26-68	.382	100-115	.870	53	145	198	7.9	68	0	49	50	35	16	308	12.3
	Conference-Only..	13-13	385 29.6	37-107	.346	13-41	.317	51-54	.944	29	76	105	8.1	36	0	17	27	19	6	138	10.6
02	JACKSON, Tory.....	25-25	810 32.4	78-192	.406	12-46	.261	43-84	.512	48	84	132	5.3	61	2	155	86	6	50	211	8.4
	Conference-Only..	13-13	449 34.5	49-111	.441	9-23	.391	26-48	.542	34	45	79	6.1	37	1	82	50	2	29	133	10.2
42	AYERS, Ryan.....	25-17	649 26.0	66-141	.468	42-90	.467	22-31	.710	20	66	86	3.4	30	0	29	20	13	18	196	7.8
	Conference-Only..	13-5	349 26.8	28-59	.475	16-39	.410	16-22	.727	7	35	42	3.2	15	0	12	12	6	9	88	6.8
33	HILLESLAND, Zach...	24-8	505 21.0	47-105	.448	0-1	.000	41-57	.719	34	88	122	5.1	54	0	48	40	9	16	135	5.6
	Conference-Only..	13-8	283 21.8	25-59	.424	0-1	.000	15-22	.682	13	48	61	4.7	33	0	25	22	4	4	65	5.0
40	ZELLER, Luke.....	25-0	310 12.4	44-104	.423	26-66	.394	6-11	.545	23	36	59	2.4	33	0	11	7	5	10	120	4.8
	Conference-Only..	13-0	138 10.6	18-54	.333	12-41	.293	3-4	.750	12	15	27	2.1	15	0	5	5	1	6	51	3.9
20	PEOPLES, Jonathan..	25-0	309 12.4	31-70	.443	12-32	.375	23-27	.852	18	27	45	1.8	18	0	24	16	1	7	97	3.9
	Conference-Only..	13-0	118 9.1	15-26	.577	4-7	.571	11-12	.917	7	17	24	1.8	8	0	3	7	1	3	45	3.5
21	ABROMAITIS, Tim....	10-0	38 3.8	5-19	.263	1-8	.125	7-7	1.000	4	5	9	0.9	5	0	3	4	1	1	18	1.8
	Conference-Only..	3-0	5 1.7	1-2	.500	0-1	.000	2-2	1.000	0	0	0	0.0	1	0	1	1	0	0	4	1.3
01	NASH, Tyrone.....	11-0	56 5.1	6-13	.462	0-1	.000	3-11	.273	8	12	20	1.8	6	0	5	2	1	2	15	1.4
	Conference-Only..	4-0	8 2.0	1-2	.500	0-1	.000	2-4	.500	1	1	2	0.5	0	0	0	0	0	0	4	1.0
13	PROFFITT, Ty.....	6-0	20 3.3	3-7	.429	2-5	.400	0-0	.000	0	3	3	0.5	0	0	2	0	0	2	8	1.3
	Conference-Only..	2-0	2 1.0	0-0	.000	0-0	.000	0-0	.000	0	0	0	0.0	0	0	0	0	0	0	0	0.0
41	ANDREE, Tim.....	5-0	13 2.6	2-2	1.000	0-0	.000	2-2	1.000	1	3	4	0.8	2	0	1	0	1	0	6	1.2
	Conference-Only..	1-0	1 1.0	0-0	.000	0-0	.000	0-0	.000	0	0	0	0.0	0	0	0	0	0	0	0	0.0
05	KOPKO, Tom.....	5-0	11 2.2	2-4	.500	1-3	.333	0-1	.000	1	1	2	0.4	1	0	0	0	0	0	5	1.0
	Conference-Only..	1-0	0 0.0	0-0	.000	0-0	.000	0-0	.000	0	0	0	0.0	0	0	0	0	0	0	0	0.0
	TEAM.....									53	46	99	4.0	1			2				
	Conference-Only..									35	28	63	4.8	1			0				

	Total.....	25	5025	694-1542	.450	203-506	.401	417-561	.743	359	728	1087	43.5	367	3	462	332	91	167	2008	80.3
	Conference-Only..	13	2625	351-813	.432	98-254	.386	236-306	.771	193	384	577	44.4	191	2	219	184	44	77	1036	79.7

	Opponents.....	25	5025	654-1622	.403	190-549	.346	216-342	.632	310	565	875	35.0	475	-	381	327	94	159	1714	68.6
	Conference-Only..	13	2625	379-905	.419	103-309	.333	120-189	.635	185	307	492	37.8	254	8	218	156	62	92	981	75.5

SCORE BY PERIODS:	1st	2nd	OT	Total
-----	-----	-----	-----	-----
Notre Dame.....	994	994	20	- 2008
Opponents.....	781	920	13	- 1714

DEADBALL REBOUNDS:	OFF	DEF	TOTAL
-----	-----	-----	-----
Notre Dame.....	61	3	64
Opponents.....	53	7	60

2007-08 Notre Dame Men's Basketball
 Notre Dame Season Schedule/Results & Leaders (as of Feb 21, 2008)
 All games

RECORD:	OVERALL	HOME	AWAY	NEUTRAL
ALL GAMES.....	(20-5)	(15-0)	(3-3)	(2-2)
CONFERENCE.....	(10-3)	(7-0)	(3-3)	(0-0)
NON-CONFERENCE.....	(10-2)	(8-0)	(0-0)	(2-2)

DATE	TIME	OPPONENT		SCORE	ATTEND	HIGH POINTS	HIGH REBOUNDS
11-12-07	7:30 p.m.	LONG ISLAND	W	82-50	8873	(19)KURZ, Rob	(10)KURZ, Rob
11-16-07	9:30 p.m.	! vs Monmouth	W	76-33	2132	(15)KURZ, Rob	(7)AYERS, Ryan
11-18-07	9:30 p.m.	! vs Baylor		64-68	L 2339	(22)HARANGODY, Luke	(8)HARANGODY, Luke
11-19-07	7:00 p.m.	! vs Georgia Tech		69-70	L 3325	(22)HARANGODY, Luke	(11)HARANGODY, Luke
11-24-07	7:30 p.m.	YOUNGSTOWN STATE	W	87-75	7461	(25)HARANGODY, Luke	(13)HARANGODY, Luke
11-26-07	7:30 p.m.	COLGATE	W	94-63	8977	(25)MCALARNEY, Kyle	(10)KURZ, Rob
12-1-07	7:00 p.m.	EASTERN MICHIGAN	W	76-65	9277	(21)MCALARNEY, Kyle	(7)HARANGODY, Luke
12-4-07	7:00 p.m.	@ vs Kansas State	W	68-59	8300	(19)HARANGODY, Luke	(14)HARANGODY, Luke
12-8-07	7:00 p.m.	NORTHERN ILLINOIS	W	108-62	10142	(17)MCALARNEY, Kyle (17)KURZ, Rob	(12)HARANGODY, Luke
12-22-07	4:00 p.m.	SAN FRANCISCO	W	84-76	8048	(23)HARANGODY, Luke	(10)HARANGODY, Luke
12-29-07	7:00 p.m.	BROWN	W	87-54	8386	(15)KURZ, Rob	(11)KURZ, Rob
12-31-07	1:00 p.m.	NORTH FLORIDA	W	77-58	7841	(23)KURZ, Rob	(13)KURZ, Rob
1-3-08	7:00 p.m.	* WEST VIRGINIA	W	69-56	8327	(29)HARANGODY, Luke	(16)HARANGODY, Luke
1-5-08	9:00 p.m.	* CONNECTICUT	W	73-67	10505	(32)MCALARNEY, Kyle	(10)KURZ, Rob
1-12-08	1:00 p.m.	* at Marquette		66-92	L 18906	(29)HARANGODY, Luke	(14)HARANGODY, Luke
1-15-08	7:00 p.m.	* CINCINNATI	W	91-74	10231	(25)HARANGODY, Luke	(10)KURZ, Rob
1-19-08	12:00 p.m.	* at Georgetown		65-84	L 19286	(13)HARANGODY, Luke	(8)HARANGODY, Luke
1-26-08	12:00 p.m.	* at Villanova	W	90-80	19989	(30)MCALARNEY, Kyle	(10)HARANGODY, Luke
1-31-08	7:00 p.m.	* PROVIDENCE	WOT	81-74	10179	(31)HARANGODY, Luke	(14)HARANGODY, Luke
2-2-08	6:00 p.m.	* DEPAUL	W	89-80	11418	(29)HARANGODY, Luke	(14)HARANGODY, Luke
2-6-08	7:30 p.m.	* at Seton Hall	W	95-69	9800	(22)HARANGODY, Luke	(13)HARANGODY, Luke
2-9-08	12:00 p.m.	* MARQUETTE	W	86-83	11418	(18)HARANGODY, Luke	(11)HARANGODY, Luke
2-13-08	7:00 p.m.	* at Connecticut		78-84	L 10167	(32)HARANGODY, Luke	(16)HARANGODY, Luke
2-17-08	12:00 p.m.	* at Rutgers	W	71-68	7431	(17)JACKSON, Tory	(14)KURZ, Rob
2-21-08	7:00 p.m.	* PITTSBURGH	W	82-70	11418	(23)HARANGODY, Luke	(13)JACKSON, Tory

! = Paradise Jam (St. Thomas, USVI)

@ = Jimmy V Classic (Madison Square Garden)

* = Conference game

ATTENDANCE SUMMARY	GAMES	TOTALS	AVG/GAME
HOME.....	15	142501	9500
AWAY.....	6	85579	14263
NEUTRAL.....	4	16096	4024
TOTAL.....	25	244176	9767