



# NOTRE DAME

## HOCKEY

### FIGHTING IRISH MEDIA

Interim Director  
Athletics Communications

Dan Colleran

dcollera@nd.edu  
574-339-9810 (cell)

## GAME ONE ALABAMA HUNTSVILLE AT #8/8 NOTRE DAME

### SERIES INFORMATION

Game 1	Friday, October 6 7:35 p.m. ET	Compton Family Ice Arena Notre Dame, Indiana
TV & Streaming Coverage	NBC Sports Chicago Plus & NBC Sports App	Tony Simeone (play-by-play) & Nik Valdisarri (analyst)
Radio/Audio Coverage	WZOC 94.3 FM (South Bend) & UND.com	Darin Pritchett (play-by-play)

### THE SERIES

All-Time	ND Leads 12-9-1	Last: 5-0 ND (Jan. 11, 2014 at Notre Dame)
At ND	ND Leads, 10-3-0	Last: 5-0 ND (Jan. 11, 2014)

### COUNTDOWN TO PUCK DROP

<b>503</b>	Notre Dame's experienced blue line includes eight letter winners who have combined for 503 games played entering the 2017-18 season as well as 227 points..
<b>119</b>	Senior defenseman <b>Jordan Gross</b> has skated in 119 consecutive games to start his Irish career, the third-longest active consecutive games played streak in the country.
<b>64</b>	Senior captain <b>Jake Evans</b> has 64 career assists, the third-highest total in the country among returning players to start the 2017-18 season.
<b>17</b>	<b>Anders Bjork</b> is slated to become the 17th former Notre Dame player under head coach Jeff Jackson to reach the NHL.
<b>13</b>	Head coach <b>Jeff Jackson</b> begins his 13th season behind the Notre Dame bench. He has led the Irish to eight NCAA tournament appearances and three Frozen Fours.
<b>8</b>	The Fighting Irish open the regular season with eight consecutive home games at the Compton Family Ice Arena.
<b>8</b>	The Fighting Irish have won eight of their last nine games against Alabama Huntsville (complete series history on page 7).
<b>4</b>	The Irish have made four of the last five NCAA Tournaments, one of nine teams which can make that claim.
<b>2</b>	Two Notre Dame players were named to the 2017-18 College Hockey News Preseason All-CHN Teams (12 players total), including defensemen <b>Dennis Gilbert</b> (First Team) and <b>Jordan Gross</b> (Second Team).
<b>1</b>	The Irish will be playing their first season as an affiliate member of the Big Ten conference (hockey only).

### 2017-18 SCHEDULE

Date	ND Rk	Opp Rk	Opponent	Location	TV	Time/Score
Oct. 1	8/8	n/a	USNTDP (exh.)	Notre Dame, IN	--	W, 4-3
Oct. 6	8/8	--/--	Alabama Huntsville	Notre Dame, IN	NBCSC+	7:35 p.m.
Oct. 7	8/8	--/--	Alabama Huntsville	Notre Dame, IN	NBCSC+	7:05 p.m.
Oct. 13	--/--	--/--	Denver	Notre Dame, IN	NBCSN	7:05 p.m.
Oct. 14	--/--	--/--	Denver	Notre Dame, IN	NBCSN	6:05 p.m.
Oct. 19	--/--	--/--	Sacred Heart	Notre Dame, IN	NBCSC+	7:35 p.m.
Oct. 20	--/--	--/--	Sacred Heart	Notre Dame, IN	NBCSC+	7:35 p.m.
Oct. 26	--/--	--/--	Nebraska Omaha	Notre Dame, IN	NBCSC+	7:35 p.m.
Oct. 27	--/--	--/--	Nebraska Omaha	Notre Dame, IN	NBCSC+	7:35 p.m.
Nov. 3	--/--/--	--/--/--	at Ohio State	Columbus, OH	BTN	TBA
Nov. 4	--/--/--	--/--/--	at Ohio State	Columbus, OH	--	4:00 p.m.
Nov. 10	--/--/--	--/--/--	Penn State	Notre Dame, IN	--	7:35 p.m.
Nov. 11	--/--/--	--/--/--	Penn State	Notre Dame, IN	NBCSN	7:05 p.m.
Nov. 17	--/--	--/--	at RPI	Troy, NY	--	7:00 p.m.
Nov. 18	--/--	--/--	at RPI	Troy NY	--	7:00 p.m.
Nov. 24	--/--	--/--	Minnesota	Notre Dame, IN	NBCSN	7:35 p.m.
Nov. 25	--/--	--/--	Minnesota	Notre Dame, IN	NBCSC+	7:05 p.m.
Dec. 1	--/--	--/--	at Michigan State	East Lansing, MI	--	TBA
Dec. 2	--/--	--/--	at Michigan State	East Lansing, MI	--	TBA
Dec. 8	--/--	--/--	at Wisconsin	Madison, WI	BTN	9:05 p.m.
Dec. 9	--/--	--/--	at Wisconsin	Madison, WI	FSW+	8:05 p.m.
Jan. 5	--/--	--/--	at Michigan	Ann Arbor, MI	BTN	6:30 p.m.
Jan. 7	--/--	--/--	Michigan	Notre Dame, IN	NBCSN	3:05 p.m.
Jan. 19	--/--	--/--	Wisconsin	Notre Dame, IN	--	7:35 p.m.
Jan. 21	--/--	--/--	Wisconsin	TBA	NBCSN	3:05 p.m.
Jan. 26	--/--	--/--	at Minnesota	Minneapolis, MN	ESPN2	8:00 p.m.
Jan. 27	--/--	--/--	at Minnesota	Minneapolis, MN	FSN+	8:00 p.m.
Feb. 2	--/--	--/--	at Penn State	State College, PA	BTN	6:30 p.m.
Feb. 3	--/--	--/--	at Penn State	State College, PA	--	4:00 p.m.
Feb. 9	--/--	--/--	Ohio State	Notre Dame, IN	NBCSN	7:35 p.m.
Feb. 10	--/--	--/--	Ohio State	Notre Dame, IN	--	7:05 p.m.
Feb. 16	--/--	--/--	Michigan	Notre Dame, IN	--	7:35 p.m.
Feb. 18	--/--	--/--	at Michigan	Ann Arbor, MI	BTN	5:30 p.m.
Feb. 23	--/--	--/--	Michigan State	Notre Dame, IN	--	7:35 p.m.
Feb. 24	--/--	--/--	Michigan State	Notre Dame, IN	--	7:05 p.m.

Rankings: USCHO.com/USA Today/USA HM; ranking listed at time of game

All times Eastern

TV: NBC Sports Network [NBCSN] | Big Ten Network [BTN] | NBC Sports Chicago Plus [NBCSC+] | Fox Sports Wisconsin Plus [FSW+] | Fox Sport Northwest Plus [FSN+]

### WHAT'S INSIDE

1	Overview & Schedule
2-6	Notes
2	Quick Facts
3	Numerical Roster / Pronunciations
3	Current Irish In The NHL Draft
4	Geographic Breakdown
4	2017-18 Honors & Awards
5	Major/College Breakdown
6	National Polls

### WHAT'S INSIDE

7	Series History (UAH & Denver)
8/9	Head Coach Jeff Jackson
10	2017-18 Record When ...
11	2016-17 Final Combined Stats
12	Career Stats
13	The Last Time (Team)
14	The Last Time (Individual)
15-28	Player Notes & Career Stats

**UNIVERSITY INFORMATION**

School	University of Notre Dame
Location	Notre Dame, IN 46556
Founded	1842
Enrollment	8,530 (undergraduate), 12,393 (total)
Nickname	Fighting Irish
Colors	Gold and Blue
Affiliation	NCAA Division I
Conference	Big Ten (B1G)
President	Rev. John I. Jenkins
Provost	Thomas Burish
NCAA Faculty Representative	Patricia Bellia (Harvard '91)
Athletics Director	Jack Swarbrick (Notre Dame '76)
Sr. Assoc. Athletic Director/Sport Admin.	Tom Nevala (Notre Dame '90)
Ticket Office Phone	(574) 631-7356
Home Ice (capacity)	Compton Family Ice Arena (5,022) Charles "Lefty" Smith Rink
Ice Surface	200 x 90

**HOCKEY STAFF INFORMATION**

Head Coach	Jeff Jackson (Michigan State '78)
Record at Notre Dame	268-167-52 (13th season)
Recrod Overall	450-219-77 (19th season)
Big Ten Record	0-0-0
Associate Head Coach	Paul Pooley (Ohio State '84)
Associate Head Coach	Andy Slaggert (Notre Dame '89)
Volunteer Assistant Coach	Zack Cisek (Michigan State '15)
Coordinator of Hockey Operations	Nick Seirgiej (Wisconsin-River Falls '06)
Athletic Trainer	Kevin Ricks
Equipment Specialist	Ron Grove
Strength and Conditioning Coach	Tony Rolinski
Senior Managers	Emily Hession & Jenna Sobczyk
Administrative Assistant	Sue Halasz
Hockey Office Phone	(574) 631-3630

**TEAM INFORMATION**

2016-17 Overall Record	23-12-5
2016-17 Hockey East Record/Finish	12-6-4 (4th)
2016-17 Post Season	Hockey East Quarterfinals NCAA Frozen Four
Letter Winners Returning	21 (12 forwards, 8 defensemen, 1 goaltender)
Letter Winners Lost	5 (2 forwards, 1 defenseman, 2 goaltenders)
Newcomers	7 (4 forwards, 1 defenseman, 2 goaltenders)
2017-18 Captain	Jake Evans
2017-18 Alternate Captains	Luke Ripley, Andrew Oglevie, Jordan Gross
NCAA Appearances	Nine (Last: 2017)
NCAA Frozen Four Appearances	Three (2008, 2011, 2017)
All-Americans	13 players/14 times (Last: Anders Bjork in 2017)
Academic All-Americans	Nine (Last: Peter Schneider in 2015)

**FOR STARTERS**

- Notre Dame opens the 2017-18 season with a home series against Alabama Huntsville.
- It will mark the first and second of eight consecutive non-conference home games for the Irish in the month of October.
- The Irish are 6-6-0 in season openers under Head Coach Jeff Jackson.
- Notre Dame and Alabama Huntsville will be meeting for the first time since the 2013-14 season when they played three times at the Compton Family Ice Arena, including a 5-2 Notre Dame win in the Shillelagh Tournament (Nov. 29, 2013) and a series sweep (Jan. 10-11) that included wins of 7-1 and 5-0 by Notre Dame.
- Notre Dame is 6-1-0 in games against the Chargers under head coach Jeff Jackson.
- The Irish have won each of the last four meetings between the two teams and have also won eight of the last nine (complete series history on page 7).

**UAH AT A GLANCE**

- Members of the WCHA, the Chargers wen 9-22-3 overall and 9-16-3 in league play in 2016-17 which included three road series sweeps
- Huntsville native Josh Kestner returns after posting a career-best 22 points on nine goals and 13 assists last season.
- Eight players who had at least 10 points last season return to the Chargers' lineup this season.
- The Chargers also return all but one defensemen from its 2016-17 roster.
- The UAH program dates back to 1986 and the Chargers won NCAA Division II Championships in the 1995-96 and 1997-98.

**NOTRE DAME 4, USNTDP 3**

- Behind third period goals from Joe Wegwerth and Colin Theisen, the Fighting Irish opened the 2017-18 season with a 4-3 exhibition win over the U.S. National Team Development Program (U18) on Sunday night (Oct. 1) at the Compton Family Ice Arena (2,697).
- Cam Morrison finished with a goal and an assist and Jake Evans had two assists to lead the Irish.
- Additional goal scorers included Tory Dello, Joe Wegwerth and Colin Theisen (GWG).
- In the Notre Dame net, sophomore Cale Morris started and stopped 13 of the 15 shots he faced in 30:48 of work, while freshman Dylan St. Cyr played the final 29:07 and

**MEDIA INFORMATION**

Interim Director of Athletics Communications (Hockey Contact)	Dan Colleran
Office Phone   Cell Phone	574-631-7519   574-339-9810
Email	dcollera@nd.edu
Compton Family Ice Arena Press Box Phone	574-631-4899
Mailing Address	University of Notre Dame 100 Compton Family Ice Arena Notre Dame, IN 44629
Media Availability	Coach Jackson and requested players are generally available once per week and then after a post-game cooling off period. Please contact Dan Colleran with requests or to be added to the email distribution list regarding availability.
Credentials	Please email Dan Colleran with any credential requests at least five days prior to a game. Media will call (at the front entrance) opens one hour before puck drop.
Parking	Parking for games at the Compton Family Ice Arena is on a first come, first served basis but media are encouraged to park at nearby Innovation Park.

No.	Name	Pos.	Ht.	Wt.	Cl.	Hometown/Last Team
1	Dylan St. Cyr	G	5-9	170	Fr.	Northville, MI/USNTDP
2	Tony Bretzman	D	5-11	175	Sr.	Mendota Heights, MN/Langley (BCHL)
3	Jordan Gross	D	5-10	186	Sr.	Maple Grove, MN/Green Bay (USHL)
4	Dennis Gilbert	D	6-2	220	Jr.	Buffalo, NY/Chicago Steel (USHL)
5	Matt Hellickson	D	6-1	182	Fr.	Rogers, MN/Sioux City (USHL)
6	Tory Dello	D	6-0	190	So.	Crystal Lake, IL/Tri-City (USHL)
8	Matt Steeves	F	6-1	201	Fr.	Bedford, NH/Muskegon (USHL)
9	Dawson Cook	F	6-2	213	Sr.	Cadillac, MI/Green Bay (USHL)
11	Cal Burke	F	5-10	184	So.	Boxborough, MA/Cedar Rapids (USHL)
12	Felix Holmberg	F	5-10	175	So.	Stockholm, SWE/AIK J20
13	Colin Theisen	F	6-0	192	Fr.	Monroe, MI/Dubuque Fighting (USHL)
14	Max Eisenmenger	F	6-4	196	Fr.	Münster, GER/ Djurgårdens IF J20
15	Andrew Oglevie	F	5-10	181	Jr.	Fullerton, CA/Cedar Rapids (USHL)
17	Pierce Crawford	F	5-10	188	Fr.	Park Ridge, IL/Youngstown (USHL)
18	Jake Evans	F	6-0	191	Sr.	Toronto, ONT/St. Michael's (USHL)
19	Mike O'Leary	F	6-1	195	So.	Halifax, NS/Dubuque (USHL)
20	Justin Wade	D	6-1	220	Sr.	Aurora, IL/Cedar Rapids (USHL)
21	Joe Wegwerth	F	6-3	230	Jr.	Brewster, NY/Cedar Rapids (USHL)
22	Andrew Peeke	D	6-2	200	So.	Parkland, FL/Green Bay (USHL)
23	Luke Novak	F	6-0	182	So.	Waukesha, WI/New Jersey (USPHL)
24	Luke Ripley	D	6-5	207	Sr.	Kitimat, BC/Powell River (BCHL)
25	Dylan Malmquist	F	5-11	185	Jr.	Edina, MN/Edina HS
26	Cam Morrison	F	6-3	212	So.	Aurora, ONT/Youngstown (USHL)
27	Bobby Nardella	D	5-9	175	Jr.	Rosemont, IL/Tri-City (USHL)
28	Jack Jenkins	F	5-11	192	Jr.	Lake Bluff, IL/Fargo (USHL)
29	Bo Brauer	F	6-3	210	Sr.	Edina, MN/Nanaimo Clippers (BCHL)
32	Cale Morris	G	6-1	190	So.	Larkspur, CO/Waterloo (USHL)
33	Nick Sanford	G	6-1	180	Fr.	Morristown, NJ/Boston (USPHL)

13   Colin Thiesen	Ty-sin
14   Max Eisenmenger	EYES-zen-men-ger
25   Dylan Malmquist	Mallmm-quist
32   Cale Morris	Kale (rhymes with male)

**COACHING STAFF**

Head Coach	Jeff Jackson (Michigan State '78)
Associate Head Coach	Paul Pooley (Ohio State '84)
Associate Head Coach	Andy Slaggert (Notre Dame '89)
Volunteer Assistant Coach	Zack Cisek (Michigan State '15)
Coordinator of Hockey Operations	Nick Seirgiej (Wisconsin-River Falls '06)
Athletic Trainer	Kevin Ricks
Equipment Specialist	Ron Grove
Strength and Conditioning Coach	Tony Rolinski

- turned aside 10 of the 11 shots he faced to earn the win.
- Twenty-two skaters and two goaltenders were used by head coach Jeff Jackson, including Irish debuts for Theisen, Pierce Crawford, Matt Steeves, Max Eisenmenger, Felix Holmberg, Matt Hellickson and St. Cyr.
  - Jackson served as the first head coach of the USNTDP from 1996-2000.
  - In addition to Jackson, 36 Notre Dame hockey players have come through the U.S. National Team Development Program, including current players Dawson Cook, Hellickson, St. Cyr and Wegwerth.

**UP NEXT FOR THE IRISH**

- Next weekend, the Irish continue their eight-game home stand to open the 2017-18 season with a series versus top-ranked Denver (Oct. 13-14).
- Puck drop is scheduled for 7:05 p.m. on Friday Oct. 13 and then for 6:05 p.m. on Saturday Oct. 14 and both games will be televised on NBCSN.
- The teams will be meeting for the first time since Denver eliminated the Irish in the NCAA Semifinals at the 2017 Frozen Four at the United Center in Chicago.

**LEADERSHIP QUARTET**

- Senior Jake Evans will serve as the team captain in 2017-18, while seniors Jordan Gross and Luke Ripley as well as junior Andrew Oglevie will serve as alternate captains for the year.
- Evans and Ripley were alternate captains in 2016-17.
- Evans becomes the 13th Canadian born captain of the Irish and the first since two-year captain Steve Noble (1996-98).

**MORRISON CLOSSES STRONG**

- Current sophomore forward Cam Morrison finished his freshman season with 12 goals and 12 assists for 24 points in 40 games.
- Nine of those 24 points (5-4-9) came over the final nine games of last season, a stretch that included six playoff games.
- Morrison picked up where he left off by notching a goal and an assist in Notre Dame's 4-3 exhibition win over the USNTDP to open the 2017-18 season (Oct. 1).

**CURRENT IRISH IN THE NHL DRAFT**

	Jake Evans	2014	Seventh Round	207th Overall	Montreal Canadiens	
	Joe Wegwerth	2014	Fourth Round	92th Overall	Florida Panthers	
	Dennis Gilbert	2015	Third Round	91st Overall	Chicago Blackhawks	
	Cam Morrison	2016	Second Round	40th Overall	Colorado Avalanche	
	Andrew Peeke	2016	Second Round	34th Overall	Columbus Blue Jackets	
	Matt Hellickson	2017	Seventh Round	214th Overall	New Jersey Devils	

**WHERE THEY'RE FROM**

California (1)
Andrew Oglevie ..... Fullerton, California
Colorado (1)
Cale Morris ..... Larkspur, Colorado
Florida (1)
Andrew Peeke ..... Parkland, Florida
Illinois (5)
Tory Dello ..... Crystal Lake, Illinois
Bobby Nardella ..... Rosemont, Illinois
Jack Jenkins ..... Lake Bluff, Illinois
Pierce Crawford ..... Park Ridge, Illinois
Justin Wade ..... Aurora, Illinois
Massachusetts (1)
Cal Burke ..... Boxborough, Massachusetts
Michigan (3)
Dawson Cook ..... Cadillac, Michigan
Dylan St. Cyr ..... Northville, Michigan
Colin Theisen ..... Monroe, Michigan
Minnesota (5)
Tony Bretzman ..... Mendota Heights, Minnesota
Jordan Gross ..... Maple Grove, Minnesota
Dylan Malmquist ..... Edina, Minnesota
Bo Brauer ..... Edina, Minnesota
Matt Hellickson ..... Rogers, Minnesota
New Hampshire (1)
Matt Steeves ..... Bedford, New Hampshire
New Jersey (1)
Nick Sanford ..... Morristown, New Jersey
New York (2)
Dennis Gilbert ..... Williamsville, New York
Joe Wegwerth ..... Brewster, New York
Wisconsin (1)
Luke Novak ..... Waukesha, Wisconsin
Canada (4)
Jake Evans ..... Toronto, Ontario
Cam Morrison ..... Aurora, Ontario
Mike O'Leary ..... Halifax, Nova Scotia
Luke Ripley ..... Kitimat, British Columbia
Sweden (1)
Felix Holmberg ..... Stockholm, Sweden
Germany (1)
Max Eisenmenger ..... Münster, Germany

**YEAR ONE IN THE B1G**

- Notre Dame embarks on its first season as an affiliate member of the Big Ten Conference in 2017-18.
- Coach Jackson will oversee the Fighting Irish in a third conference, having spent his first eight seasons with the Irish in the CCHA and the previous four seasons in Hockey East.
- Big Ten hockey will feature seven teams this season and each team will play 24 conference games.
- For all conference games as well as home non-conference games, the Irish will follow B1G protocol and if the game remains tied after a five minute overtime, there will be a shootout (three players per team).
- The 2018 Big Ten Tournament will feature a three-weekend format with all games taking place on the campus of the higher-seeded teams.
- The tournament will open March 2-4 with three best-of-three quarterfinal series, as the second-, third- and fourth-seeded teams will each host a series.
- The top-seeded team will have a bye to the single-elimination semifinals, which are scheduled for Saturday, March 10.
- The highest-seeded team remaining after the semifinals will host a championship game scheduled for Saturday, March 17.

**TELEVISION**

- Notre Dame will once again be one of college hockey's most televised teams in 2017-18.
- The NBC Sports Group will televise and/or stream 19 Notre Dame regular-season home games, including NBCSN games against Denver (Oct. 13-14), Penn State (Nov. 11), Minnesota (Nov. 24), Michigan (Jan. 7), Wisconsin (Jan. 21) and Ohio State (Feb. 9).
- It marks the fifth consecutive season of NBC Sports coverage for the Irish.
- Additionally, NBC Sports Chicago Plus will also pick up Notre Dame home games against Alabama Huntsville (Oct. 6-7), Sacred Heart (Oct. 19-20), Nebraska Omaha (Oct. 26-27), Penn State and Minnesota (Nov. 25).
- Seven Notre Dame road games will be televised this season, including Notre Dame's first Big Ten conference game at Ohio State on Friday, Nov. 3 (BTN).
- The Big Ten Network will also televise Notre Dame games at Wisconsin (Dec. 8), at Michigan (Jan. 5) and at Penn State (Feb. 2).
- ESPN2 will carry the road game at Minnesota on Friday, Jan. 26.
- Additionally, Fox Sports Wisconsin Plus (at Wisconsin on Dec. 9) and Fox Sports North Plus (at Minnesota on Jan. 27) will also televise Fighting Irish road games.

**BIG TEN PRESEASON COACHES POLL**

- 1. Minnesota
- **2. Notre Dame**
- 3. Wisconsin
- 4. Penn State
- 5. Ohio State
- 6. Michigan
- 7. Michigan State

**2017-18 HONORS & AWARDS**

Player	Year	Pos.	Awards
Jake Evans	Sr.	F	2017-18 Big Ten Preseason Watch List
Dennis Gilbert	Jr.	D	2017-18 Preseason All-CHN First Team
Jordan Gross	Jr.	D	2017-18 Big Ten Preseason Watch List 2017-18 Preseason All-CHN Second Team
Andrew Oglevie	Jr.	F	NCAA Regional All-Tournament Team

## 2017-18 ROSTER BY SCHOOL AND/OR MAJOR

Marketing (Mendoza College of Business)
Bo Brauer (Sr.)
Dawson Cook (Sr.)
Finance (Mendoza College of Business)
Tony Bretzman (Sr.)
Luke Ripley (Sr.)
Jack Jenkins (Jr.)
Dylan Malmquist (Jr.)
Management Consulting (Mendoza College of Business)
Jake Evans (Sr.)
Jordan Gross (Sr.)
IT Management (Mendoza College of Business)
Justin Wade (Sr.)
Political Science (College of Arts and Letters)
Dennis Gilbert (Jr.)
Bobby Nardella (Jr.)
Andrew Oglevie (Jr.)
Joe Wegwerth (Jr.)
College of Arts and Letters
Tory Dello
Mendoza College of Business
Cal Burke (So.)
Felix Holmberg (So.)
Cale Morris (So.)
Cam Morrison (So.)
Luke Novak (So.)
Michael O'Leary (So.)
Andrew Peeke (So.)
First Year of Studies
Pierce Crawford (Fr.)
Max Eisenmenger (Fr.)
Matt Hellickson (Fr.)
Dylan St. Cyr (Fr.)
Nick Sanford (Fr.)
Matt Steeves (Fr.)
Colin Theisen (Fr.)

## 2017 FROZEN FOUR RUN

- Notre Dame concluded the 2016-17 season with an appearance in the Frozen Four at the United Center in Chicago (The University of Notre Dame also served as the host institution).
- It marked Notre Dame's third ever Frozen Four appearance as well as the third in a 10-year span (Boston College and North Dakota were the only other teams to make at least three Frozen Fours in that 10-year span).
- The Irish overcame deficits against both No. 1 seed Minnesota and No. 2 seed UMass Lowell to post back-to-back 3-2 victories at the Northeast Regional in Manchester, New Hampshire.
- In the combined 12 regional semifinal and regional games in the NCAA Tournament last season, Notre Dame was the only team to trail in the second period or later and post a win - and the Irish did it twice.
- After trailing in the third period of the regional semifinal against UMass Lowell, the Irish tied the game late in the third when Cam Morrison scored on a feed from Anders Bjork.
- Andrew Oglevie then scored the dramatic game winner just 2:44 into the overtime period.
- The win over UMass Lowell was Notre Dame's first overtime win since defeating Miami 3-2 on December 28, 2014, in the first round of the Florida College Hockey Classic in Estero, Florida.
- Notre Dame headed into the NCAA Tournament as a No. 4 seed and the Irish were the only team not seeded No. 1 to make it to Chicago.
- Cam Morrison scored the lone goal for the Irish in the Frozen Four contest, with assists from Jordan Gross and Jake Evans.

## IRISH IN THE NHL

- Seven former Notre Dame players made 2017 NHL opening night rosters including, back-to-back defending Stanley Cup Champions Ian Cole and Bryan Rust (Pittsburgh), Anders Bjork (Boston), Stephen Johns (Dallas), Anders Lee (New York Islanders), Kyle Palmieri (New Jersey) and Riley Sheahan (Detroit).
- Bjork, who has skated with Boston's first line during the preseason, is slated to become the 17th former Irish player under Jeff Jackson to reach the NHL and the program's 31st overall (Boston opens with a home game against Nashville on Thursday, Oct. 5).
- During the 2016-17 season, a program-record 10 former Notre Dame hockey players played in the NHL (nine was the previous high in 2011-12).
- The 2016-17 included several stretches where eight former Irish players were in the league at the same time, marking the first time in program history eight former players were on active NHL rosters at the same time.
- Prior to Bjork, Robbie Russo (Detroit) and T.J. Tynan (Columbus) were the most recent former Irish players to make their NHL debuts when they both did so on March 7, 2017.
- Also last season, Rust became the third former Irish player to record an NHL hat trick, joining Palmieri (1) and Dave Poulin (5).
- With Pittsburgh defeating Nashville to win the 2017 Stanley Cup, Rust and Cole became the third and fourth former Irish players to win back-to-back Stanley Cup Championships, joining Bill Nyrop (Montreal '76-'77-'78) and Don Jackson (Edmonton '84-'85).
- Also in 2016-17, Lee totaled 34 goals to set the record by a former Irish player for NHL goals in a season.

## NOTRE DAME IN THE 2017 NHL DRAFT

- Freshman defenseman Matt Hellickson was chosen in the seventh round (214th overall) by the New Jersey Devils in the June 2017 NHL Draft hosted (United Center).
- Future Irish defenseman and NLI signee Nicky Leivermann was also selected in the seventh round (187th overall) of the 2017 Draft by the Colorado Avalanche.
- Leivermann and Hellickson became the 80th and 81st Irish players selected in the NHL

### USCHO.com Division I Men's Poll (September 25, 2017)

Rk. Team (1st-place votes)	Record	Points	Last Week
11. Denver (48)	33-7-4	998	1
2. Boston University	24-11-3	837	6
3. Minnesota	23-12-3	822	7
4. Harvard (1)	28-6-2	744	3
5. UMass Lowell	27-11-3	711	4
6. Minnesota Duluth (1)	28-7-7	642	2
7. North Dakota	21-16-3	632	9
<b>8. Notre Dame</b>	<b>23-12-5</b>	<b>611</b>	<b>5</b>
9. St. Cloud State	16-19-1	547	NR
10. Penn State	25-12-2	530	8
11. Providence	22-12-5	494	15
12. Wisconsin	20-15-1	414	17
13. Boston College	21-15-4	366	16
14. Quinnipiac	23-15-2	286	20
15. Cornell	21-9-5	279	13
16. Union	25-10-3	215	11
17. Air Force	27-10-5	203	12
18. Minnesota State	22-13-4	198	NR
19. Ohio State	21-12-6	180	14
20. Northeastern	18-15-5	172	NR
20. Western Michigan	22-13-5	172	10

**Others receiving votes:** Vermont 119, Michigan Tech 60, Bemidji State 52, Clarkson 45, Robert Morris 39, Miami 37, Michigan 24, St. Lawrence 18, Omaha 17, Bowling Green 16, Yale 11, Ferris State 5, Brown 1, Canisius 1, Dartmouth 1, New Hampshire 1.

### USA Today/USA Hockey Magazine Poll (October 2, 2017)

Rk. Team	Points (1st-place votes)	Last Week	Record
1. University of Denver	510 (34)	1	0-0-0
2. Boston University	426	2	1-0-0
3. University of Minnesota	403	3	0-0-0
4. Harvard University	373	4	0-0-0
5. Providence College	338	5	0-0-0
6. St. Cloud State University	302	6	0-0-0
7. University of North Dakota	280	7	0-0-0
<b>8. University of Notre Dame</b>	<b>263</b>	<b>8</b>	<b>0-0-0</b>
9. UMass Lowell	238	9	0-0-0
10. University of Wisconsin	186	T11	1-0-0
11. Penn State University	168	10	0-0-0
12. University of Minnesota Duluth	130	T11	0-0-0
13. Northeastern University	117	14	0-0-0
14. Quinnipiac University	108	13	0-0-0
15. Minnesota State University	54	15	0-0-0

**Others Receiving Votes:** Michigan Tech University, 9; St. Lawrence University, 9; University of Wisconsin, 4; Boston College, 1.

### Notre Dame in the Polls

Date	USCHO.com	USAToday
Preseason (Sept. 25)	8	8
October 2	n/a	8
October 9		
October 16		

Draft.

### FRESHMAN CLASS [7]

- Defenseman Matt Hellickson, forwards Pierce Crawford, Max Eisenmenger, Matt Steeves and Colin Theisen, as well as goaltenders Nick Sanford and Dylan St. Cyr comprise the seven member freshman class.



**THE ALABAMA HUNTSVILLE SERIES**

Series: ND leads 12-9-1 (22 games)  
 At Notre Dame: ND leads, 10-3-0  
 At UAH: UAH leads 6-0-1  
 At Neutral Sites: ND leads 2-0-0  
 Overtime Wins: ND 2  
 One-Goal Wins: UAH 4, ND 3  
 Last Meeting: Jan. 11, 2014 (ND 5-0)  
 Current Streak: ND 4 wins

**ALL-TIME SERIES RECORD**

Year	Host	Site	Arena	Win	Loss	Tie	Result
1983-84	Alabama-Huntsville	Huntsville, Ala.	Von Braun Civic Center		L		5-6
	Alabama-Huntsville	Huntsville, Ala.	Von Braun Civic Center		L		4-6
1984-85	Notre Dame	Notre Dame, Ind.	Joyce Center	W			10-4
	Notre Dame	Notre Dame, Ind.	Joyce Center	W			8-4
	Alabama-Huntsville	Huntsville, Ala.	Von Braun Civic Center			T (OT)	7-7
	Alabama-Huntsville	Huntsville, Ala.	Von Braun Civic Center		L		4-9
1985-86	Notre Dame	Notre Dame, Ind.	Joyce Center	W			5-3
	Notre Dame	Notre Dame, Ind.	Joyce Center	W			10-7
	Alabama-Huntsville	Huntsville, Ala.	Von Braun Civic Center		L		4-5
1986-87	Notre Dame	Notre Dame, Ind.	Joyce Center		L		0-4
	Notre Dame	Notre Dame, Ind.	Joyce Center		L		3-6
	Alabama-Huntsville	Huntsville, Ala.	Von Braun Center		L		2-3
1989-90	Alabama-Huntsville	Huntsville, Ala.	Von Braun Center		L		2-9
1990-91	Notre Dame	Notre Dame, Ind.	Joyce Center	W (OT)			8-7
	Notre Dame	Notre Dame, Ind.	Joyce Center	W			3-2
2006-07		Grand Rapids, Mich.	Van Andel Arena	W (2OT)			3-2
2007-08		Troy, N.Y.	Houston Field House	W			4-1
2009-10	Notre Dame	Notre Dame, Ind.	Joyce Center		L		2-3
	Notre Dame	Notre Dame, Ind.	Joyce Center	W			3-1
2013-14	Notre Dame	Notre Dame, Ind.	Compton Family Ice Arena	W			5-2
	Notre Dame	Notre Dame, Ind.	Compton Family Ice Arena	W			7-1
	Notre Dame	Notre Dame, Ind.	Compton Family Ice Arena	W			5-0

**SERIES SCORING**

	Total	Avg.
Notre Dame	104	4.73
Alabama-Huntsville	92	4.18

**SERIES RECORDS**

ND Most Goals (Game): 10, in 1984-85 (ND 10-4, ND 10-7)  
 UAH Most Goals (Game): 9, in 1985 & 1990 (UAH 9-4, UAH 9-2)  
 High-Scoring Game: 17, in 1985 (ND 10-7)  
 Low-Scoring Game: 4, in 1986 and 2009 (UAH 4-0, ND 3-1)  
 Longest ND Win Streak: 4 games (1990-2007 & 2009-present)  
 Longest UAH Win Streak: 5 games (1986-90)  
 Shutouts By: ND 1, UAH

**DENVER**

Series: Denver leads 35-10-5 (50 games)  
 At Notre Dame: Denver leads 14-8-1  
 At Denver: Denver leads 19-2-3  
 At Neutral Sites: Denver leads 2-0-1  
 Overtime Wins: Denver 2, ND 1  
 One-Goal Wins: Denver 11, ND 3  
 Last Meeting: April 6, 2017 (Denver 6-1)  
 Current Streak: Denver 1 win

**ALL-TIME SERIES RECORD**

Year	Host	Site	Arena	Win	Loss	Tie	Result
1970-71	Denver	Denver, Colo.	University of Denver Arena		L		3-6
	Denver	Denver, Colo.	University of Denver Arena		L		2-4
	Notre Dame	Notre Dame, Ind.	Joyce Center		L		3-4
	Notre Dame	Notre Dame, Ind.	Joyce Center	W			4-2
1971-72	Denver	Denver, Colo.	University of Denver Arena		L (OT)		2-3
	Denver	Denver, Colo.	University of Denver Arena		L		3-4
	Notre Dame	Notre Dame, Ind.	Joyce Center		L		2-7
	Notre Dame	Notre Dame, Ind.	Joyce Center		L		3-4
1972-73	Denver	Denver, Colo.	University of Denver Arena		L		1-5
	Denver	Denver, Colo.	University of Denver Arena		L		1-3
		Chicago, Ill.	Chicago Stadium		L		2-5
	Notre Dame	Notre Dame, Ind.	Joyce Center	W			8-6
1973-74	Notre Dame	Notre Dame, Ind.	Joyce Center		L		4-6
	Notre Dame	Notre Dame, Ind.	Joyce Center	W (OT)			4-3
	Denver	Denver, Colo.	University of Denver Arena		L (OT)		5-6
	Denver	Denver, Colo.	University of Denver Arena		L		2-4
1974-75	Notre Dame	Notre Dame, Ind.	Joyce Center	W			5-3
	Notre Dame	Notre Dame, Ind.	Joyce Center		L		4-7
	Denver	Denver, Colo.	University of Denver Arena		L		3-5
	Denver	Denver, Colo.	University of Denver Arena	W			4-0
1975-76	Notre Dame	Notre Dame, Ind.	Joyce Center	W			5-2
	Notre Dame	Notre Dame, Ind.	Joyce Center		L		4-7
	Denver	Denver, Colo.	University of Denver Arena		L		2-3
	Denver	Denver, Colo.	University of Denver Arena	W			4-2
1976-77	Denver	Denver, Colo.	University of Denver Arena		L		3-6
	Denver	Denver, Colo.	University of Denver Arena		L		3-4
	Notre Dame	Notre Dame, Ind.	Joyce Center			T (OT)	4-4
	Notre Dame	Notre Dame, Ind.	Joyce Center		L		2-3
1977-78	Denver	Denver, Colo.	University of Denver Arena		L		4-8
	Denver	Denver, Colo.	University of Denver Arena		L		2-8
	Notre Dame	Notre Dame, Ind.	Joyce Center	W			5-3
	Notre Dame	Notre Dame, Ind.	Joyce Center		L		3-5
	Denver	Denver, Colo.	University of Denver Arena			T	6-6
	Denver	Denver, Colo.	University of Denver Arena		L		1-7
1978-79	Notre Dame	Notre Dame, Ind.	Joyce Center	W			6-4
	Notre Dame	Notre Dame, Ind.	Joyce Center		L		3-4
	Denver	Denver, Colo.	University of Denver Arena		L		5-6
	Denver	Denver, Colo.	University of Denver Arena		L		4-7
1979-80	Notre Dame	Notre Dame, Ind.	Joyce Center		L		4-6
	Notre Dame	Notre Dame, Ind.	Joyce Center		L		3-5
1980-81	Notre Dame	Notre Dame, Ind.	Joyce Center		L		5-6
	Notre Dame	Notre Dame, Ind.	Joyce Center		L		4-9
1982-83	Denver	Denver, Colo.	University of Denver Arena		L		1-6
1999-00	Denver	Denver, Colo.	N/A			T (OT)	3-3
2005-06	Denver	Denver, Colo.	Magness Arena		L		3-6
2007-08	Notre Dame	Notre Dame, Ind.	Joyce Center	W			4-3
	Notre Dame	Notre Dame, Ind.	Joyce Center		L		1-3
2015-16	Denver	Denver, Colo.	Magness Arena			T (OT)	1-1
	Denver	Denver, Colo.	Magness Arena			T (OT)	2-2
2016-17		Chicago, Ill.	United Center		L		1-6

**SERIES SCORING**

	Total	Avg.
Notre Dame	160	3.2
Denver	229	4.58

**SERIES RECORDS**

ND Most Goals (Game): 8, in 1972 (ND 8-6)  
 Denver Most Goals (Game): 9, in 1981 (Denver 9-4)  
 High-Scoring Game: 14, in 1972 (ND 8-6)  
 Low-Scoring Game: 2, in 2016 (Tie 1-1)  
 Longest ND Win Streak: 2 games (1975)  
 Longest Denver Win Streak: 8 games (1978-92)  
 Shutouts By: ND 1

**HEAD COACH  
JEFF JACKSON**



- The 2017-18 hockey season marks University of Notre Dame hockey coach Jeff Jackson's 13th season behind the Irish bench. The highly regarded Jackson now has over 30 years of coaching experience.
- Notre Dame's Jeff Jackson era began in 2005 when the University searched for a man who could move the program among the elite hockey schools in the country.
- During his now 13-year run, Notre Dame has become one of the nation's top teams, winning the Central Collegiate Hockey Association's (CCHA) regular-season title twice (2006-07 and 2008-09) while earning three Mason Cup championships ('07, '09 and the final one in 2013)
- Since his arrival at Notre Dame, the Irish skaters have accumulated an overall record of 268-167-52, including eight trips to the NCAA Tournament (2006-09, 2010-11, 2012-14 and 2016-17), three Frozen Four appearances (2008, 2011 and 2017) and one national championship berth (2008).
- The 2017-18 season begins Notre Dame's hockey tenure in the Big Ten Conference. Since the introduction of hockey to the Big Ten, Jackson's Irish hold a 4-7-1 record against members of the conference.
- Between 2006-09, the Irish turned in win totals of 32, 27 and 31 for three consecutive seasons of 25 or more wins and three consecutive NCAA tournament appearances, a first in program history.
- Jackson's success on the ice also has had a major impact off the ice for the Irish. With the wins came a commitment from the University that led to the new home of Irish hockey - The Compton Family Ice Arena - one of the finest college hockey facilities in the nation. The new venue opened on Oct. 21, 2011.
- The Irish have seen 34 players selected in the National Hockey League Entry Draft during Jackson's tenure, including three first round selections. Since his arrival on campus, Notre Dame has also seen 21 products from USA Hockey's National Team Development Program reach the Irish ranks.
- Jackson has coached six Irish players to All-America honors - Anders Bjork (2017) Robbie Russo (2015), Anders Lee (2013), Ian Cole (2009), Erik Condra (2009) and David Brown (2007).
- In addition, 16 of his players have gone on to play in the NHL, including most recently Robbie Russo (Detroit) and T.J. Tynan (Columbus), who each made their NHL debuts on March 7, 2017.
- Jackson's Notre Dame teams have played with poise, discipline, team speed and have also featured strong goaltending and excellent special teams play.
- Having led the Lake Superior State Lakers to an NCAA Division I title in 1992 and 1994, Jackson became the first coach to have won the championship prior to joining Notre Dame's hockey staff.
- As a head coach, Jackson has led teams to 14 NCAA Tournament appearances and seven conference championships (1991-93, '95, '07, '09 and '13).

THE JEFF JACKSON FILE   COLLEGIATE HEAD COACHING					
19th year as NCAA Div. I Head Coach					
Alma Mater: Michigan State ('78, '79)					
School	Seasons	Record			Pct.
Lake Superior State	6	182	52	25	.751
Notre Dame	13	268	167	52	.604
<b>TOTALS</b>	<b>19</b>	<b>450</b>	<b>219</b>	<b>77</b>	<b>.655</b>

THE JEFF JACKSON FILE   ADDITIONAL HEAD COACHING					
Team	Seasons	Record			
USNTDP (USHL)	3	N/A	N/A	N/A	N/A
Guelph (OHL)	2	71	46	16	3

HONORS AND ACCOLADES	
Year	Award
1990-91	CCHA Coach of the Year
2006-07	CCHA Coach of the Year
2006-07	Spencer Penrose Award
2010-11	CCHA Coach of the Year

JACKSON AND THE FROZEN FOUR	
Year	Team
1992	Lake Superior State (NCAA Champion)
1993	Lake Superior State (NCAA Runner-Up)
1994	Lake Superior State (NCAA Champion)
2008	University of Notre Dame (NCAA Runner-Up)
2011	University of Notre Dame (NCAA Semifinalist)
2017	University of Notre Dame (NCAA Semifinalist)

- A 1978 graduate of Michigan State University with a degree in communications, Jackson followed with an education degree from Michigan State in 1979.
- In May 2003, Inside College Hockey ranked Jackson 12th on its list of the 16 greatest college coaches of all-time with only five of the 16 still active.
- He made his NHL debut as an assistant coach with the New York Islanders during the 2003 season in which they earned a spot in the 2004 Stanley Cup playoffs. The following season all games were canceled due to the unresolved 2004-05 NHL lockout, and at the end of the year Jackson left the Islanders to join the Fighting Irish as head coach for the 2005-06 season.
- Jackson is a member of the USA Hockey Coaches Achievement Program, the American Hockey Coaches Association and the National Hockey League Coaches Association.



**JEFF JACKSON RECORDS VS. DIVISION I TEAMS**

Team	W	L	T	%
Air Force	1	0	0	1.00
Alabama Huntsville	6	1	0	0.857
Alaska	21	8	1	0.696
Alaska Anchorage	1	0	0	1.00
Arizona State	2	0	0	1.00
Army	1	0	0	1.00
Bemidji State	0	1	0	0.00
Boston College	10	8	0	0.555
Boston University	10	5	1	0.656
Bowling Green	43	9	4	0.804
Brown	0	1	0	0.00
Canisius	1	0	0	1.00
Clarkson	2	3	0	0.40
Colgate	1	0	0	1.00
Colorado College	0	1	0	0.00
Connecticut	4	1	1	0.750
Cornell	2	1	0	0.667
Denver	1	4	2	0.286
Ferris State	29	11	4	0.705
Harvard	1	1	0	0.50
Holy Cross	2	0	0	1.00
Illinois-Chicago	24	2	0	0.923
Kent State	7	0	1	0.938
Lake Superior State	20	4	4	0.786
Laurentian	2	0	0	1.00
Maine	9	4	1	0.679
Massachusetts	8	4	0	0.667
Massachusetts Lowell	4	9	2	0.333
Mercyhurst	1	0	0	1
Merrimack	6	2	1	0.722
Miami	20	16	10	0.694
Michigan	27	26	8	0.508
Michigan State	23	15	8	0.587
Michigan Tech	6	2	1	0.722
Minnesota	6	5	0	0.545
Minnesota-Duluth	6	6	2	0.50
Minnesota State	2	3	0	0.40
Nebraska Omaha	11	2	2	0.80
New Hampshire	6	3	1	0.650
Niagara	2	0	0	1.00
Northeastern	6	10	2	0.389
North Dakota	1	2	2	0.30
Northern Michigan	16	7	3	0.667
Notre Dame	11	2	0	0.846
Ohio State	28	13	7	0.656
Princeton	4	1	0	0.80
Providence College	8	3	2	0.692

Rensselaer	3	1	0	0.750
Robert Morris	1	1	0	0.50
Sacred Heart	2	0	0	1.00
St. Cloud State	0	2	0	0.00
St. Lawrence	2	0	1	0.833
Toronto	1	0	0	1.00
Union College	1	1	0	0.50
Vermont	6	2	2	0.70
Western Michigan	30	14	10	0.648
Wisconsin	1	2	0	0.333
York University	1	0	0	1

**POST-SEASON RECORD VS. DIVISION I TEAMS**

Team	W	L	%
Alabama Huntsville	1	0	1.00
Alaska	2	2	0.50
Alaska Anchorage	1	0	1.00
Bemidji State	0	1	0.00
Boston College	2	2	0.50
Boston University	3	1	0.750
Bowling Green	4	0	1.00
Clarkson	2	2	0.50
Cornell	1	0	1.00
Denver	0	1	0.00
Ferris State	2	1	0.667
Harvard	1	0	1.00
Illinois-Chicago	6	0	1.00
Lake Superior State	3	1	0.750
Maine	0	1	0.00
Massachusetts	2	1	0.667
Massachusetts Lowell	2	4	0.333
Merrimack	1	0	1.00
Miami	2	2	0.50
Michigan	9	6	0.60
Michigan State	5	1	0.833
Minnesota	2	0	1.00
Minnesota-Duluth	1	1	0.50
Nebraska Omaha	2	0	1.00
New Hampshire	2	0	1.00
Northeastern	1	2	0.333
Northern Michigan	1	1	0.50
Ohio State	7	2	0.778
Providence College	2	0	1.00
St. Cloud State	0	2	0.00
Vermont	0	1	0.00
Western Michigan	3	0	1.00
Wisconsin	1	0	1.00

NOTRE DAME'S 2017-18 RECORD WHEN	
Overall	
In Big Ten regular season games	
Non-conference games	
Home	
Road	
Neutral	
In overtime games	
When Notre Dame scores first	
When opponents score first	
When Notre Dame leads after 1 period	
When Notre Dame trails after 1 period	
When score is tied after 1 period	
When Notre Dame leads after 2 periods	
When Notre Dame trails after 2 periods	
When score is tied after 2 periods	
When Notre Dame outshoots opponent	
When opponent outshoots Notre Dame	
When shots are even	
In Game 1 of weekend series	
In Game 2 of weekend series	
In Game 1 of Big Ten weekend series	
In Game 2 of Big Ten weekend series	
In one-goal games	
in two-goal games	
When scoring 0-1 goals	
When scoring two or more goals	
When scoring three or more goals	

When scoring four or more goals	
When scoring five or more goals	
<b>Against Ranked Opponents</b>	
<b>Month-By-Month</b>	
Notre Dame in October	
Notre Dame in November	
Notre Dame in December	
Notre Dame in January	
Notre Dame in February	
Notre Dame in March	
<b>Vs. Conferences</b>	
Atlantic Hockey	
Big Ten	
ECAC	
NCHC	
WCHA	

## Final 2016-17 Combined Stats

Date	Opponent	Score	Att.	Record:	Overall	Home	Away	Neutral					
Oct 07	ARIZONA STATE	W 9-2	3356	ALL GAMES	23-12-5	14-5-4	7-5-1	2-2-0					
Oct 08	ARIZONA STATE	W 4-2	3554	CONFERENCE	12-6-4	6-2-3	6-4-1	0-0-0					
Oct 14	at #4 Minnesota Duluth	L 3-4	5526	NON-CONFERENCE	11-6-1	8-3-1	1-1-0	2-2-0					
Oct 15	at #4 Minnesota Duluth	W 3-1	6014										
Oct 21	PENN STATE	Tot 3-3	3411										
Oct 22	PENN STATE	Lot 2-3	3518										
* Oct 27	UCONN	L 2-4	2936	<b>## Player</b>	<b>gp</b>	<b>g</b>	<b>a</b>	<b>pts</b>	<b>sh</b>	<b>sh%</b>	<b>pen-min</b>	<b>pp</b>	<b>sh</b>
* Oct 28	UCONN	W 6-2	4065	10 Anders Bjork	39	21	31	52	129	.163	8-16	5	2
* Nov 12	at Northeastern	W 5-2	3511	18 Jake Evans	40	13	29	42	110	.118	18-47	1	1
* Nov 13	at Northeastern	T 0-0	1444	15 Andrew Oglevie	40	21	20	41	127	.165	5-10	5	1
* Nov 17	#5 UMASS LOWELL	L 1-4	3151	3 Jordan Gross	40	10	22	32	160	.062	6-12	5	0
* Nov 18	#5 UMASS LOWELL	W 4-1	4653	26 Cam Morrison	40	12	12	24	83	.145	6-12	5	0
Nov 25	HOLY CROSS	W 5-3	4581	25 Dylan Malmquist	40	10	14	24	68	.147	10-20	3	0
Nov 26	CLARKSON	L 0-2	3865	4 Dennis Gilbert	40	0	22	22	50	.000	11-22	0	0
* Dec 2	at Massachusetts	L 4-5	2481	27 Bobby Nardella	34	7	14	21	84	.083	9-26	4	0
* Dec 3	at Massachusetts	W 3-0	3039	16 Connor Hurley	21	4	12	16	26	.154	11-22	0	0
* Dec 10	#3 BOSTON COLLEGE	W 3-2	5022	22 Andrew Peeke	40	4	10	14	56	.071	8-16	0	0
Dec 31	ALASKA	W 5-0	4149	28 Jack Jenkins	36	7	5	12	88	.080	2-4	0	0
Jan 01	ALASKA	W 4-0	4023	6 Tory Dello	39	1	11	12	80	.013	23-65	0	0
Jan 06	MICHIGAN TECH	W 3-1	4328	21 Joe Wegwerth	33	7	4	11	52	.135	7-14	3	0
Jan 07	MICHIGAN TECH	L 2-4	4741	11 Cal Burke	35	3	8	11	69	.043	4-8	0	0
* Jan 13	at Merrimack	W 2-1	2251	9 Dawson Cook	39	1	5	6	39	.026	4-8	0	0
* Jan 14	at Merrimack	L 2-4	2271	29 Bo Brauer	26	3	2	5	12	.250	3-14	1	0
* Jan 20	NEW HAMPSHIRE	Tot 2-2	4504	19 Mike O'Leary	37	2	2	4	22	.091	16-40	0	0
* Jan 21	NEW HAMPSHIRE	W 3-0	4652	40 Cal Petersen	40	0	3	3	0	.000	1-2	0	0
* Jan 28	at #13 Boston College	L 4-6	7884	8 Ben Ostlie	30	1	1	2	14	.071	6-12	0	0
* Feb 03	#12 VERMONT	Tot 4-4	4520	12 Felix Holmberg	18	1	0	1	8	.125	1-2	0	0
* Feb 04	#12 VERMONT	W 4-1	4744	2 Tony Bretzman	15	0	1	1	7	.000	1-2	0	0
* Feb 10	at Maine	W 3-2	4990	24 Luke Ripley	38	0	0	0	26	.000	20-40	0	0
* Feb 11	at Maine	W 4-2	4392	TM TEAM	21	0	0	0	0	.000	4-8	0	0
* Feb 17	#10 PROVIDENCE COLLEGE	W 4-1	4509	Total	40	128	228	356	1310	.098	184-422	32	4
* Feb 18	#10 PROVIDENCE COLLEGE	Tot 3-3	5022	Opponents	40	93	155	248	1201	.077	208-489	22	1
* Feb 24	at #6 Boston University	W 3-1	4562	<b>## Goalie</b>	<b>gp</b>	<b>min</b>	<b>ga</b>	<b>gaavg</b>	<b>saves</b>	<b>save%</b>	<b>w-l-t</b>		
* Feb 25	at #5 Boston University	L 1-4	5613	40 Cal Petersen	40	2374:39	88	2.22	1101	.926	23-12-5		
Mar 10	#10 PROVIDENCE COLLEGE	W 5-0	3933	32 Cale Morris	1	19:43	1	3.04	7	.875	0-0-0		
Mar 11	#10 PROVIDENCE COLLEGE	W 5-2	4239	TM EMPTY NET	21	9:42	4	-	0	.000	0-0-0		
Mar 17	vs #4 UMass Lowell	L 1-5	10979	Total	40	2404:04	93	2.32	1108	.923	23-12-5		
Mar 25	vs #5 Minnesota	W 3-2	6299	Opponents	40	2404:04	128	3.19	1182	.902	12-23-5		
Mar 26	vs UMass Lowell	Wot 3-2	4635										
Apr 6	vs Denver	L 1-6	19626										

TEAM STATISTICS	ND	OPP
SHOT STATISTICS		
Goals-Shot attempts	128-1310	93-1201
Shot pct.	.098	.077
Goals/Game	3.2	2.3
Shots/Game	32.8	30.0
POWER PLAYS		
Goals-Power Plays	32-171	22-151
Conversion Percent	.187	.146
Shot Attempts	266	207
Shot Percent	.120	.106
GOAL BREAKDOWN		
Power Play	32	22
Short-handed	4	1
Empty net	6	4
Penalty	0	0
Unassisted	6	5
Overtime	1	1
PENALTIES		
Number	184	208
Minutes	422	489
Penalties/Game	4.6	5.2
Pen minutes/Game	10.6	12.2

Attendance Summary	ND	Opponent
Total	95476	53978
Dates/Avg Per Date	23/4151	13/4152
Neutral Site #/Avg	4/10385	

Goals by Period	1st	2nd	3rd	OT	Total
Notre Dame	29	45	53	1	128
Opponents	31	32	29	1	93

Saves by Period	1st	2nd	3rd	OT	Total
Notre Dame	355	378	362	13	1108
Opponents	382	439	351	10	1182



## 2016-17/CAREER STATS

Scoring				Overall - 40 GP (23-12-5 .638)										Conference Only - 22 GP (12-6-4 .636)										Career				
#	Player	POS	YR	GP	G	A	PTS	PEN/MIN	PP	SH	GW	+/-	SOG	GP	G	A	PTS	PEN/MIN	PP	SH	GW	+/-	SOG	GP	G	A	PTS	
10	Anders Bjork (BOS)	F	JR	39	21	31	52	8/16	5	2	6	+17	129	21	12	13	25	5/10	2	2	2	+13	73	115	40	69	109	
18	Jake Evans (MTL)	F	JR	40	13	29	42	18/47	1	1	0	+11	110	22	9	15	24	9/18	0	0	0	+10	70	118	28	64	92	
15	Andrew Oglevie	C	SO	40	21	20	41	5/10	5	1	3	+18	127	22	12	10	22	4/8	0	1	2	+16	65	71	26	24	50	
3	Jordan Gross	D	JR	40	10	22	32	6/12	5	0	3	+10	160	22	4	8	12		3	0	1	+7	91	119	26	65	91	
26	Cam Morrison (COL)	F	FR	40	12	12	24	6/12	5	0	1	+5	83	22	4	5	9	1/2	1	0	1	+5	40	40	12	12	24	
25	Dylan Malmquist	LW	SO	40	10	14	24	10/20	3	0	3	+6	68	22	3	4	7	5/10	1	0	2	+2	41	76	21	20	41	
4	Dennis Gilbert (CHI)	D	SO	40	0	22	22	11/22	0	0	0	+27	50	22	0	18	18	8/16	0	0	0	+21	31	77	2	30	32	
27	Bobby Nardella	D	SO	34	7	14	21	9/26	4	0	1	+5	84	16	3	9	12	2/4	2	0	0	+4	37	69	11	34	45	
16	Connor Hurley (BUF)	F	JR	21	4	12	16	11/22	0	0	1	+5	26	11	2	5	7	5/10	0	0	1	+2	8	98	14	34	48	
22	Andrew Peeke (CLB)	D	FR	40	4	10	14	8/16	0	0	1	+10	56	22	4	5	9	6/12	0	0	1	+8	39	40	4	10	14	
28	Jack Jenkins	C/RW	SO	36	7	5	12	2/4	0	0	2	+1	88	22	3	3	6	1/2	0	0	0	-3	62	64	9	7	16	
6	Tory Dello	D	FR	39	1	11	12	23/65	0	0	0	+5	80	21	1	6	7	12/35	0	0	0	+8	43	39	1	11	12	
21	Joe Wegwerth (FLA)	LW	SO	33	7	4	11	7/14	3	0	0	+2	52	16	2	2	4	2/4	1	0	0	-2	25	63	8	7	15	
11	Cal Burke	F	FR	35	3	8	11	4/8	0	0	1	+3	69	22	2	7	9	1/2	0	0	1	+4	52	35	3	8	11	
9	Dawson Cook	F	JR	39	1	5	6	4/8	0	0	0	E	39	22	1	4	5	3/6	0	0	0	+4	25	106	5	7	12	
29	Bo Brauer	F	JR	26	3	2	5	3/14	1	0	0	+3	12	14	1	0	1	1/2	0	0	0	-1	4	29	3	2	5	
19	Mike O'Leary	F	FR	37	2	2	4	16/40	0	0	0	+1	22	20	2	2	4	10/20	0	0	0	+2	12	37	2	2	4	
40	Cal Petersen (BUF)	G	JR	40	0	3	3	1/2	0	0	0	+27	0	22	0	1	1	1/2	0	0	0	+24	0	110	0	3	3	
8	Ben Ostlie	F	SR	30	1	1	2	6/12	0	0	1	-5	14	14	1	1	2	2/4	0	0	1	+2	6	93	3	4	7	
12	Felix Holmberg	F	FR	18	1	0	1	1/2	0	0	0	-2	8	13	1	0	1	1/2	0	0	0	-2	7	18	1	0	1	
2	Tony Bretzman	D	JR	15	0	1	1	1/2	0	0	0	-1	7	8	0	1	1	1/2	0	0	0	+1	5	40	2	2	4	
32	Cale Morris	G	FR	1	0	0	0		0	0	0	+1	0										1	0	0	0		
24	Luke Ripley	D	JR	38	0	0	0	20/40	0	0	0	-4	26	22	0	0	0	11/22	0	0	0	-3	17	117	3	12	15	
	Bench							4/8																				
<b>Notre Dame Totals</b>				<b>40</b>	<b>128</b>	<b>228</b>	<b>356</b>	<b>184/422</b>	<b>32</b>	<b>4</b>	<b>23</b>	<b>+25</b>	<b>1310</b>	<b>22</b>	<b>67</b>	<b>119</b>	<b>186</b>	<b>91/193</b>	<b>10</b>	<b>3</b>	<b>12</b>	<b>+21</b>	<b>753</b>					
<b>Opponent Totals</b>				<b>40</b>	<b>93</b>	<b>155</b>	<b>248</b>	<b>208/489</b>	<b>22</b>	<b>1</b>	<b>12</b>	<b>-25</b>	<b>1201</b>	<b>22</b>	<b>51</b>	<b>85</b>	<b>136</b>	<b>91/182</b>	<b>15</b>	<b>1</b>	<b>6</b>	<b>-21</b>	<b>650</b>					

##	Goaltending (Overall)	YR	GP	Minutes	GA	Saves	Shots	Save%	GAA	Record	Win%	GS	SO	%Time
40	Cal Petersen (BUF)	JR	40	2374:39	88	1101	1189	.926	2.22	23-12-5	.638	40	6	98.8%
32	Cale Morris	FR	1	19:43	1	7	8	.875	3.04	0-0-0	---	0	0	0.8%
Open Net			21	9:42	4		4							0.4%
<b>Notre Dame Totals</b>			<b>40</b>	<b>2404:04</b>	<b>93</b>	<b>1108</b>	<b>1201</b>	<b>.923</b>	<b>2.32</b>	<b>23-12-5</b>	<b>.638</b>	<b>40</b>	<b>6</b>	<b>100.0%</b>
<b>Opponent Totals</b>			<b>40</b>	<b>2404:04</b>	<b>128</b>	<b>1182</b>	<b>1310</b>	<b>.902</b>	<b>3.19</b>	<b>12-23-5</b>	<b>.362</b>	<b>40</b>	<b>2</b>	<b>100.0%</b>
##	Goaltending (Conference Only)	YR	GP	Minutes	GA	Saves	Shots	Save%	GAA	Record	Win%	GS	SO	%Time
40	Cal Petersen (BUF)	JR	22	1310:04	47	599	646	.927	2.15	12-6-4	.636	22	3	99.6%
Open Net			10	4:56	4		4							0.4%
<b>Notre Dame Totals</b>			<b>22</b>	<b>1315:00</b>	<b>51</b>	<b>599</b>	<b>650</b>	<b>.922</b>	<b>2.33</b>	<b>12-6-4</b>	<b>.636</b>	<b>22</b>	<b>3</b>	<b>100.0%</b>
<b>Opponent Totals</b>			<b>22</b>	<b>1315:00</b>	<b>67</b>	<b>686</b>	<b>753</b>	<b>.911</b>	<b>3.06</b>	<b>6-12-4</b>	<b>.364</b>	<b>22</b>	<b>1</b>	<b>100.0%</b>
##	Goaltending (Career)	YR	GP	Minutes	GA	Saves	Shots	Save%	GAA	Record	Win%	GS	SO	%Time
40	Cal Petersen (BUF)	JR	110	6498:07	249	3042	3291	.924	2.30	55-39-15	.573	108	11	
32	Cale Morris	FR	1	19:43	1	7	8	.875	3.04	0-0-0	---	0	0	

Special Teams	Overall							Conference Only						
	Power Play		Penalty Kill		Combined		PPC/G	Power Play		Penalty Kill		Combined		PPC/G
Notre Dame	32/173	.185	131/153	.856	163/326	.500	4.3	10/ 77	.130	62/ 77	.805	72/154	.468	3.5
Opponents	22/153	.144	141/173	.815	163/326	.500	3.8	15/ 77	.195	67/ 77	.870	82/154	.532	3.5

Scoring/Shots	Overall Scoring					Overall Shots					Conference Scoring					Conference Shots				
	1st	2nd	3rd	OT	TOT	1st	2nd	3rd	OT	SOG	1st	2nd	3rd	OT	TOT	1st	2nd	3rd	OT	SOG
Notre Dame	29	45	53	1	128	411	484	404	11	1310	15	22	30	0	67	233	279	234	7	753
Opponents	31	32	29	1	93	386	410	391	14	1201	16	16	19	0	51	215	210	218	7	650
Difference	-2	+13	+24	+0	+35	+25	+74	+13	-3	+109	-1	+6	+11	+0	+16	+18	+69	+16	+0	+103

## THE LAST TIME...

TEAM	
Notre Dame won in overtime	March 26, 2017 vs. UMass Lowell in NCAA Northeast Regional Final (3-2)
Notre Dame lost in overtime	October 22, 2016 vs. Penn State (2-3)
Notre Dame tied in overtime	February 18, 2017 vs. Providence (3-3)
Notre Dame scored 10 or more goals in a game	December 29, 2010 vs. Canisius (10-2)
Notre Dame allowed 10 or more goals in a game	March 12, 2005 at Michigan (10-1)
Notre Dame had a home shutout	March 10, 2017 vs. Providence College (Cal Petersen, 43 saves)
Notre Dame had a road shutout	December 3, 2016 at Massachusetts (Cal Petersen, 22 saves)
Notre Dame had a neutral site shutout	October 13, 2012 vs. Maine (Steven Summerhays, 22 saves)
Notre Dame was shutout at home	November 26, 2016 vs. Clarkson (Jake Keilley 35 saves)
Notre Dame was shutout on the road	November 13, 2016 at Northeastern (Jake Theut, 22 saves, two periods of play) November 7, 2014 at Minnesota (Adam Wilcox, 20 saves)
Notre Dame won 1-0	February 27, 2016 vs. Boston University (Cal Petersen, 39 saves)
Notre Dame had 35 or more shots in a game	March 12, 2017 vs. Providence College (38 shots)
Notre Dame had 40 or more shots in a game	February 25, 2017 at Boston University (41 shots)
Notre Dame had 50 or more shots in a game	October 7, 2016 vs. Arizona State (51 shots)
Notre Dame surrendered 35 or more shots in a game	March 17, 2017 vs. UMass Lowell (41 shots)
Notre Dame surrendered 40 or more shots in a game	March 17, 2017 vs. UMass Lowell (41 shots)
Notre Dame surrendered 50 or more shots in a game	January 1, 2016 at Denver (50 shots)
Notre Dame had three PP goals in a game	October 25, 2014 vs. Niagara (7-0 win)
Notre Dame had four PP goals in a game	October 20, 2013 vs. Michigan Tech (7-3 win)
Notre Dame had six PP goals in a game	October 7, 2016 vs. Arizona State (9-2 win) February 13, 2009 vs. Northern Michigan (9-5 win)
Notre Dame had one short-handed goal	February 17, 2017 vs. Providence (Anders Bjork, 4-1 win)
Notre Dame had two short-handed goals	January 7, 2011 at Northern Michigan (8-1 win) November 20, 2010 vs. Michigan State (4-2 win)
Notre Dame surrendered five PP goals	December 4, 2004 vs. Michigan (8-0 loss)
Notre Dame surrendered four PP goals	February 1, 2013 at Ohio State (6-3 loss)
Notre Dame surrendered three PP goals	December 2, 2016 at UMass (5-4 loss)
Notre Dame surrendered two short-handed goals	February 8, 2013 vs. Michigan (7-4 win)

INDIVIDUAL	
Notre Dame player scored a hat trick	October 16, 2015 - Steven Fogarty at Penn State
Notre Dame defenseman scored a hat trick	January 18, 2015 - Robbie Russo at UConn
Notre Dame player scored four goals	October 19, 1995 - Brian Urick at Alaska Fairbanks
Notre Dame player scored five goals	December 29, 1971 - Ian Williams at Dartmouth
Notre Dame player had three assists	March 26, 2017 - Anders Bjork vs. UMass Lowell (0-3-3)
Notre Dame player had four assists	December 29, 2010 - Stephen Johns vs. Canisius (0-4-4)
Notre Dame player had five assists	October 21, 1994 - Jamie Ling vs. Waterloo (2-5-7)
Notre Dame player had four points	October 28, 2016 - Anders Bjork vs. UConn (2-2-4)
Notre Dame player had five points	February 13, 2009 - Erik Condra at Northern Michigan (2-3-5)
Notre Dame player had six points	October 21, 1994 - Jamie Ling vs. Waterloo (2-5-7)
Notre Dame player had seven points	October 21, 1994 - Jamie Ling vs. Waterloo (2-5-7)
Notre Dame goalie made 35+ saves	April 6, 2017 - Cal Petersen vs. Denver, 36 saves (6-1 loss, NCAA Frozen Four)
Notre Dame goalie made 40+ saves	March 10, 2017 - Cal Petersen vs. Providence, 43 saves (5-0 win)
Notre Dame goalie made 50+ saves	March 6, 2015 - Cal Petersen vs. UMass, 87 saves (4-3 loss)
Opposing player scored a hat trick	November 11, 2011 - Cody Kunk of Alaska
Opposing player scored four goals	March 12, 1994 - Colin Ward of Western Michigan
Opposing player scored five goals	November 10, 1973 - Tom Ross of Michigan State
Opposing player had four assists	December 2, 2011 - Ludwig Karlsson of Northeastern (0-4-4)
Opposing player had five assists	January 20, 1996 - Kevin Hilton of Michigan (0-5-5)
Opposing player had four points	March 12, 2016 - Kevin Roy of Northeastern (2-2-4)
Opposing player had five points	January 27, 2001 - Jeff Hamilton of Yale (2-3-5)
Opposing player had six points	January 11, 1994 - John Gruden of Ferris State (4-3-7)
Opposing player had seven points	January 11, 1994 - John Gruden of Ferris State (4-3-7)
Opposing goalie made 35+ saves	February 25, 2017 - Jake Oettinger of Boston University, 40 saves (4-1 ND loss)
Opposing goalie made 40+ saves	February 25, 2017 - Jake Oettinger of Boston University, 40 saves (4-1 ND loss)
Opposing goalie made 50+ saves	March 6, 2015 - Steve Mastalerz of UMass, 75 saves (4-3 ND loss)
Notre Dame had a penalty shot	January 21, 2017 - Joe Wegwerth (saved vs. New Hampshire)
Notre Dame scored on a penalty shot	December 6, 2013 - Jeff Costello (vs. UMass) March 16, 2013 - Bryan Rust (vs. Bowling Green)
Opponent had a penalty shot	March 10, 2017 - Shane Kavanagh, Providence (vs. Cal Petersen, missed wide, 5-0 ND win) January 29, 2016 - Colin White, Boston College (saved by Cal Petersen, 4-0 ND loss) January 22, 2016 - Ara Nazarian, New Hampshire (scored on Cal Petersen, 5-1 ND win) December 10, 2015 - Colin White, Boston College (saved by Cal Petersen, 4-3 ND win)



<b>1</b>	<b>ST. CYR</b>	<b>FR.</b>	<b>GOALTENDER</b>
----------	----------------	------------	-------------------



Northville, Michigan  
USNTDP (USHL)

**Career Highs**

Goals: N/A  
Assists: N/A  
Points: N/A  
Multi-Point Games: N/A  
Point Streak: N/A

**In the USHL**

Played in 47 combined games and finished with a 33-11-0 record to go along with a .900 save % and a 2.66 goals against average.

Named to the USHL All-Academic Team and twice earned USHL Goalie of the Week honors.


Skated in the 2016-17 U18 World Championship in Poprad and Spisska Nova Ves Slovakia, where he helped lead Team USA to the gold medal by posting a 7-0-0 record.

Played in the 2015 World U17 Challenge, the 2015 U17 Four Nations Tournament and the 2016 U17 Five Nations Tournament.

**ST. CYR'S CAREER STATS**

Season	GP-GS	Minutes	GA	GA Avg.	Saves	Save %	W	L	T	Sho	PPG	SHG
2017-18	0-0	00:00	0	0.00	0	.000	0	0	0	0	0	0
Totals	0-0	00:00	0	0.00	0	.000	0	0	0	0	0	0

<b>2</b>	<b>TONY BRETZMAN</b>	<b>SR.</b>	<b>DEFENSEMAN</b>
----------	----------------------	------------	-------------------



Mendota Heights, Minnesota  
Langley Rivermen (BCHL)

**Career Highs**

Goals: 1 (2x - vs. UConn 11/1/15)  
Assists: 1 (2x - at UMass 12/3/16)  
Points: 1 (4x - at UMass 12/3/16)  
Multi-Point Games: N/A  
Point Streak: N/A

**Last Season**

Notched an assist in Notre Dame's 3-0 win at UMass (Dec. 3, 2016).

Centered Notre Dame's fourth line in the Hockey East semifinal game.

Dressed as the seventh defenseman in Notre Dame's 3-2 NCAA win over Minnesota.

**BRETZMAN'S CAREER STATS**

Season	GP	G	A	Points	Shots	Shot %	Pen-Min	+/-	PPG	SHG	GWG
2014-15	17	1	1	2	8	.125	3-6	-2	0	0	1
2015-16	8	1	0	1	5	.200	2-4	+2	0	0	0
2016-17	15	0	1	1	7	.000	1-2	-1	0	0	0
Totals	40	2	2	4	20	.100	6-12	-1	0	0	1

**3 JORDAN GROSS SR. DEFENSEMAN**



Maple Grove, Minnesota  
Green Bay Gamblers (USHL)

**Career Highs**

Goals: 2 (2x - vs. Northeastern 11/12/15)  
Assists: 3 (vs. Alaska 12/31/16)  
Points: 3 (2x - vs. Arizona State 10/7/16)  
Multi-Point Games: 21  
Point Streak: 9 games (Dec. 5, 2014 - Jan. 23, 2015; 3-8-11)

**Last Season**

Has played 119 consecutive games to start his Notre Dame career.

Notched a career high three assists in Notre Dame's 5-0 win over Alaska (Dec. 31, 2016).

Notched a goal and an assist in Notre Dame's 5-0 win over Providence in game one of the Hockey East quarterfinals.

Named a Hockey East Honorable Mention All-Star (March 16, 2017).

**GROSS' CAREER STATS**

Season	GP	G	A	Points	Shots	Shot %	Pen-Min	+/-	PPG	SHG	GWG
2014-15	42	7	21	28	92	.076	7-14	+8	1	0	1
2015-16	37	9	22	31	113	.080	11-30	+15	2	0	1
2016-17	40	10	22	32	160	.063	6-12	+10	5	0	3
Totals	119	26	65	91	365	.071	24-56	+33	8	0	5

**4 DENNIS GILBERT JR. DEFENSEMAN**



Buffalo, New York  
Chicago Steel (USHL)

**Career Highs**

Goals: 1 (2x - at BC 12/10/15)  
Assists: 2 (8x - vs. Providence 2/18/17)  
Points: 2 (9x - vs. Providence 2/18/17)  
Multi-Point Games: 9  
Point Streak: 5 games (Feb. 4 - Feb. 18, 2017; 0-9-9)

**Last Season**

Tied a career high with two assists in Notre Dame's 6-2 win over UConn (Oct. 28).

Went on to post another four two-assist games, most recently against Providence (Feb. 18, 2017).

Was named the Hockey East Defensive Player of the Week following the Irish's sweep of Maine (Feb. 13, 2017).

Named the Hockey East's Best Defensive Defenseman and a Hockey East Third Team All-Star.

**GILBERT'S CAREER STATS**

Season	GP	G	A	Points	Shots	Shot %	Pen-Min	+/-	PPG	SHG	GWG
2015-16	37	2	8	10	54	.037	17-34	+5	1	0	1
2016-17	40	0	22	22	50	.000	11-22	+27	0	0	0
Totals	77	2	30	32	104	.019	28-56	+32	1	0	1

**5 MATT HELLICKSON FR. DEFENSEMAN**



St. Louis Park, Minnesota  
Sioix City Muskateers (USHL)

**Career Highs**

Goals: N/A  
Assists: N/A  
Points: N/A  
Multi-Point Games: N/A  
Point Streak: N/A

**In the NHL Draft**

Selected in the seventh round, 214th overall, by the New Jersey Devils in the 2017 NHL Entry Draft.

**In the USHL**

Skated in 52 games and scored six goals and added 22 assists for 28 points before adding a playoff goal to bring his total to 29 points total on the season.

His 28 regular-season points ranked ninth among USHL defensemen in 2016-17, while his +19 plus/minus ranked ninth.

Earned USHL Defenseman of the Week twice.

**HELLICKSON'S CAREER STATS**

Season	GP	G	A	Points	Shots	Shot %	Pen-Min	+/-	PPG	SHG	GWG
2017-18	0	0	0	0	0	.000	0-0	0	0	0	0
Totals	0	0	0	0	0	.000	0-0	0	0	0	0

**6 TORY DELLO SO. DEFENSEMAN**



Crystal Lake, Illinois  
Tri-City Storm (USHL)

**Career Highs**

Goals: 1 (vs. UConn 10/27/16)  
Assists: 2 (vs. Holy Cross 11/25/16)  
Points: 2 (vs. Holy Cross 11/25/16)  
Multi-Point Games: 1  
Point Streak: 3 games (Feb. 17-24, 2017; 0-3-3)

**Last Season**

Registered his first career point in his first career game, an assist on Anders Bjork's game-winning, power-play goal against Arizona State (Oct. 7, 2016).

Scored his first career goal against UConn (Oct. 27, 2016).

Had a career-high two assists in Notre Dame's win over Holy Cross in the Shillelagh Tournament.

Notched an assist in both games against 10th-ranked Providence (Feb. 17-18, 2017) to help the Irish win the series (1-0-1).

**DELLO'S CAREER STATS**

Season	GP	G	A	Points	Shots	Shot %	Pen-Min	+/-	PPG	SHG	GWG
2016-17	39	1	11	12	80	.013	23-65	+5	0	0	0
Totals	39	1	11	12	80	.013	23-65	+5	0	0	0

<b>8</b>	<b>MATT STEEVES</b>	<b>FR.</b>	<b>FORWARD</b>
----------	---------------------	------------	----------------



Bedford, New Hampshire  
Muskegon Lumberjacks (USHL)

**Career Highs**

Goals: N/A  
Assists: N/A  
Points: N/A  
Multi-Point Games: N/A  
Point Streak: N/A

**In the USHL**

Scored 14 goals and added eight assists for 22 points in 58 games while also totaling 71 penalty minutes.

Spent the 2015-16 season with the Sioux City Muskateers , and in 58 games, scored 12 goals and notched three assists for 15 points to go

<b>STEEVES' CAREER STATS</b>											
<i>Season</i>	<i>GP</i>	<i>G</i>	<i>A</i>	<i>Points</i>	<i>Shots</i>	<i>Shot %</i>	<i>Pen-Min</i>	<i>+/-</i>	<i>PPG</i>	<i>SHG</i>	<i>GWG</i>
2017-18	0	0	0	0	0	.000	0-0	0	0	0	0
Totals	0	0	0	0	0	.000	0-0	0	0	0	0

<b>9</b>	<b>DAWSON COOK</b>	<b>SR</b>	<b>FORWARD</b>
----------	--------------------	-----------	----------------



Cadillac, Michigan  
Green Bay Gamblers (USHL)

**Career Highs**

Goals: 1 (5x - vs. UMass Lowell 11/18/16)  
Assists: 1 (6x - at Maine 2/11/17)  
Points: 1 (11x - at Maine 2/11/17)  
Multi-Point Games: N/A  
Point Streak: 2 games (Nov. 28 - Dec. 4, 2015)

**Last Season**

Scored in Notre Dame's 4-1 win over then No. 4/5 UMass Lowell (Nov. 18).

<b>COOK'S CAREER STATS</b>											
<i>Season</i>	<i>GP</i>	<i>G</i>	<i>A</i>	<i>Points</i>	<i>Shots</i>	<i>Shot %</i>	<i>Pen-Min</i>	<i>+/-</i>	<i>PPG</i>	<i>SHG</i>	<i>GWG</i>
2014-15	35	1	1	2	11	.091	4-8	-6	0	0	0
2015-16	32	3	1	4	16	.188	2-4	-2	0	0	1
2016-17	39	1	5	6	39	.026	4-8	0	0	0	0
Totals	106	5	7	12	66	.076	10-20	-8	0	0	1

**11 CAL BURKE** **SO** **FORWARD**



Boxborough, Massachusetts  
Cedar Rapids RoughRiders (USHL)

**Career Highs**

Goals: 1 (3x - vs. Providence 2/17/17)  
Assists: 2 (vs. UMass Lowell 11/18/16)  
Points: 2 (vs. UMass Lowell 11/18/16)  
Multi-Point Games: 1  
Point Streak: 5 games (Feb. 3 - present)

**Last Season**

Opened his Irish career by notching an assist in the first game of the season, a 9-2 win over Arizona State (Oct. 7, 2016).

Posted his first career multi-point game with two assists in Notre Dame's 4-1 win over UMass Lowell (Nov. 18, 2016).

Scored his first career goal in Notre Dame's 5-0 win over Alaska (Dec. 31, 2016).

Scored his first career game winner 59 seconds into the third period against 10th-ranked Providence in the 4-1 win (Feb. 17, 2017).

**BURKE'S CAREER STATS**

Season	GP	G	A	Points	Shots	Shot %	Pen-Min	+/-	PPG	SHG	GWG
2016-17	35	3	8	11	69	.043	4-8	+3	0	0	1
Totals	35	3	8	11	69	.043	4-8	+3	0	0	1

**12 FELIX HOLMBERG** **SO** **FORWARD**



Stockholm, Sweden  
AIK J20 (SuperElit)

**Career Highs**

Goals: 1 (at Boston College 1/28/17)  
Assists: N/A  
Points: 1 (at Boston College 1/28/17)  
Multi-Point Games: N/A  
Point Streak: N/A

**Last Season**

Made his Irish debut in Notre Dame's 9-2 season-opening victory over Arizona State (Oct. 7, 2016).

Holmberg is the the third from Stockholm, Sweden (Calle Ridderwall was the last from 2007-11).

Scored his first career goal in Notre Dame's 6-4 loss at Boston College (Jan. 28, 2017).

**HOLMBERG'S CAREER STATS**

Season	GP	G	A	Points	Shots	Shot %	Pen-Min	+/-	PPG	SHG	GWG
2016-17	18	1	0	1	8	.125	1-2	-1	0	0	0
Totals	18	1	0	1	8	.125	1-2	-1	0	0	0

**13 COLIN THEISEN** **FR.** **FORWARD**



Monroe, Michigan  
Dubuque Fighting Saints (USHL)

**Career Highs**

Goals: N/A  
Assists: N/A  
Points: N/A  
Multi-Point Games: N/A  
Point Streak: N/A

**In the USHL**

In his two years with the Fighting Saints, played in 121 games, and notched 92 points on 52 goals and 40 assists.

Tied for third in USHL scoring in 2016-17 with 62 points on 35 goals and 27 assists in 57 games.

His 35 goals ranked second in the league (regular season) and he was named a 2016-17 USHL Third Team All-Star.

Earned USHL Forward of the Week honors twice during the 2016-17 season.

THEISEN'S CAREER STATS											
Season	GP	G	A	Points	Shots	Shot %	Pen-Min	+/-	PPG	SHG	GWG
2017-18	0	0	0	0	0	.000	0-0	0	0	0	0
Totals	0	0	0	0	0	.000	0-0	0	0	0	0

**14 MAX EISENMENGER** **FR.** **FORWARD**



Münster, Germany  
Djurgårdens IF J20 (SuperElit)

**Career Highs**

Goals: N/A  
Assists: N/A  
Points: N/A  
Multi-Point Games: N/A  
Point Streak: N/A

**In the SuperElit**

Played in 37 games with Djurgården IF, scoring nine goals and adding 17 assists for 26 points.

Played two games in the Swedish Hockey League for Djurgårdens IF in 2016-17.

Earned a J20 SM Gold Medal in 1015-16.

EISENMENGER'S CAREER STATS											
Season	GP	G	A	Points	Shots	Shot %	Pen-Min	+/-	PPG	SHG	GWG
2017-18	0	0	0	0	0	.000	0-0	0	0	0	0
Totals	0	0	0	0	0	.000	0-0	0	0	0	0



**15 ANDREW OGLEVIE JR FORWARD**



Fullerton, California  
Cedar Rapids RoughRiders (USHL)

**Career Highs**

Goals: 2 (2x - at Boston College 1/28/17)  
Assists: 3 (vs. Providence 3/11/17)  
Points: 3 (4x - vs. Providence 3/11/17)  
Multi-Point Games: 10  
Point Streak: 11 games (Jan. 7 - Feb. 17, 2017; 9-5-14)

**Last Season**

Opened the season by tying his career-high point total with three (1-2-3) in Notre Dame's season-opening 9-2 win over Arizona State (Oct. 7, 2016).

Scored two goals, including his first career short-handed goal and two assists in the 6-4 loss to Boston College (Jan. 28, 2017).

Had a career-high three assists in game two of the Hockey East quarterfinals against Providence (March 11, 2017).

Scored the OT game-winner against UMass, sending the Irish to the Frozen Four.

**OGLEVIE'S CAREER STATS**

Season	GP	G	A	Points	Shots	Shot %	Pen-Min	+/-	PPG	SHG	GWG
2015-16	31	5	4	9	59	.085	4-8	+9	0	0	2
2016-17	40	21	20	41	127	.167	5-10	+18	5	1	3
Totals	71	26	24	50	186	.141	9-18	+27	5	1	5

**17 PIERCE CRAWFORD FR. FORWARD**



Park Ridge, Illinois  
Youngstown Phantoms (USHL)

**Career Highs**

Goals: N/A  
Assists: N/A  
Points: N/A  
Multi-Point Games: N/A  
Point Streak: N/A

**In the USHL**

Skated in 17 games with the Phantoms, scoring four goals and tallying five assists for nine points.

During the 2016-17 season, totaled 18 goals and 19 assists for 37 points in 58 regular-season USHL games.

**CRAWFORD'S CAREER STATS**

Season	GP	G	A	Points	Shots	Shot %	Pen-Min	+/-	PPG	SHG	GWG
2017-18	0	0	0	0	0	.000	0-0	0	0	0	0
Totals	0	0	0	0	0	.000	0-0	0	0	0	0

**18 JAKE EVANS SR. FORWARD**



Toronto, Ontario  
St. Michael's Buzzers (OJHL)

**Career Highs**

Goals: 2 (3x - at Boston University 2/24/17)  
Assists: 3 (2x - vs. Minnesota 11/6/15)  
Points: 3 (5x - at Northeastern 11/12/16)  
Multi-Point Games: 22  
Point Streak: 7 games (Dec. 2, 2016 - Jan. 7, 2017; 4-4-8)

**Last Season**

Scored his first career short-handed goal in Notre Dame's 5-2 win at Northeastern (Nov. 12, 2016).


Had a pair of assists, including the game winner, in Notre Dame's comeback win over Minnesota in round one of the NCAA Tournament (March 26, 2017).

Posted an assist on Cam Morrison's goal, the lone goal for the Irish, in the Frozen Four contest against Denver (April 6, 2017).

**EVANS' CAREER STATS**

Season	GP	G	A	Points	Shots	Shot %	Pen-Min	+/-	PPG	SHG	GWG
2014-15	41	7	10	17	63	.111	11-22	+4	1	0	1
2015-16	37	8	25	33	55	.145	9-29	+15	4	0	1
2016-17	40	13	29	42	110	.045	18-47	+11	1	1	0
Totals	118	28	64	92	228	.123	38-98	+30	6	1	2

**19 MIKE O'LEARY SO. FORWARD**



Halifax, Nova Scotia  
Dubuque Fighting Saints (USHL)

**Career Highs**

Goals: 1 (2x - at Boston University 2/25/17)  
Assists: 1 (2x - at Boston University 2/24/17)  
Points: 1 (4x - at Boston University 2/25/17)  
Multi-Point Games: N/A  
Point Streak: 2 games (2x - Feb. 24-25, 2017; 1-1-2)

**Last Season**

Made his Notre Dame debut on Oct. 7, 2017 against Arizona State.

Marked his first career point as the primary assist of Bo Brauer's first period goal against Vermont (Feb. 3, 2017).

Scored his first career goal against Vermont in a 4-1 Irish victory over Vermont.

Scored a goal in Notre Dame's 4-1 loss at Boston University (Feb. 25, 2017).

**O'LEARY'S CAREER STATS**

Season	GP	G	A	Points	Shots	Shot %	Pen-Min	+/-	PPG	SHG	GWG
2016-17	37	2	2	4	22	.091	16-40	+1	0	0	0
Totals	37	2	2	4	22	.091	16-40	+1	0	0	0

**20 JUSTIN WADE SR. DEFENSEMAN**



Aurora, Illinois  
Cedar Rapids RoughRiders (USHL)

**Career Highs**

Goals: 1 (2x - vs. UMD 10/23/15)  
Assists: 1 (12x - vs. Northeastern 3/12/16)  
Points: 1 (14x - vs. Northeastern 3/12/16)  
Multi-point games: n/a  
Point Streak: n/a)

**As A Junior (2015-16)**

- Played in 34 games, scored one goal and added six assists for seven points.
- Finished with a +5 rating on the season and blocked a career-high 56 shots.

**WADE'S CAREER STATS**

Season	GP	G	A	Points	Shots	Shot%	Pen-Min	+/-	PPG	SHG	GWG	Blk
2013-14	6	0	0	0	-	-	0-0	-1	0	0	0	-
2014-15	41	1	6	7	21	.048	12-38	+7	0	0	0	49
2015-16	34	1	6	7	31	.032	11-22	+5	0	1	0	56
<b>TOTAL</b>	<b>81</b>	<b>2</b>	<b>12</b>	<b>14</b>	<b>-</b>	<b>-</b>	<b>23-60</b>	<b>+11</b>	<b>0</b>	<b>1</b>	<b>0</b>	<b>105</b>

**21 JOE WEGWERTH JR FORWARD**



Brewster, New York  
Cedar Rapids RoughRider (USHL)

**Career Highs**

Goals: 2 (vs. Penn State 10/22/16)  
Assists: 1 (7x - vs. Alaska 1/11/17)  
Points: 2 (vs. Penn State 10/22/16)  
Multi-Point Games: 1  
Point Streak: 2 games (Nov. 28 - Dec. 4, 2015)

Scored the third period, game-tying goal in the 2-2 overtime tie versus New Hampshire (Jan. 20, 2017).

Scored a goal in Notre Dame's 5-0 game one win over Providence in the Hockey East quarter-finals (March 10, 2017).

**Last Season**

Posted his first career two-goal game against Penn State (Oct. 22, 2016). when he scored a pair of power-play goals.

**WEGWERTH'S CAREER STATS**

Season	GP	G	A	Points	Shots	Shot %	Pen-Min	+/-	PPG	SHG	GWG
2015-16	30	1	3	4	29	.034	9-18	-4	0	0	0
2016-17	33	7	4	11	52	.135	7-14	+2	3	0	0
<b>Totals</b>	<b>63</b>	<b>8</b>	<b>7</b>	<b>15</b>	<b>81</b>	<b>.099</b>	<b>16-32</b>	<b>-2</b>	<b>3</b>	<b>0</b>	<b>0</b>

**22 ANDREW PEEKE SO. DEFENSEMAN**



Parkland, Florida  
Green Bay Gamblers (USHL)

**Career Highs**

Goals: 1 (at Northeastern 11/12/16)  
Assists: 2 (2x - vs. Vermont 2/3/17)  
Points: 2 (4x - vs. Vermont 2/3/17)  
Multi-Point Games: 4  
Point Streak: 3 games (Jan. 1 - Jan. 7, 2017)

**Last Season**

Made his Notre Dame debut on Oct. 7, 2016, versus Arizona State.

Notched his first career point with an assist in Notre Dame's 6-2 win over UConn (Oct. 28, 2016).

Had the game winning goal and added an assist for his first career multi-point game in Notre Dame's 4-1 win over then fifth-ranked UMass Lowell (Nov. 18, 2016).

Only defenseman named to HE All-Rookie Team.

**PEEKE'S CAREER STATS**

Season	GP	G	A	Points	Shots	Shot %	Pen-Min	+/-	PPG	SHG	GWG
2016-17	40	4	10	14	56	.071	8-16	+9	0	0	1
Totals	40	4	10	14	56	.071	8-16	+9	0	0	1

**23 LUKE NOVAK SO FORWARD**



Waukesha, Wisconsin  
New Jersey Hitmen (USPHL)

**Career Highs**

Goals: N/A  
Assists: N/A  
Points: N/A  
Multi-Point Games: N/A  
Point Streak: N/A

**Last Season**

Did not appear in a game for the Irish his freshman season.

**NOVAK'S CAREER STATS**

Season	GP	G	A	Points	Shots	Shot %	Pen-Min	+/-	PPG	SHG	GWG
2016-17	0	0	0	0	0	.000	0-0	N/A	0	0	0
Totals	0	0	0	0	0	.000	0-0	N/A	0	0	0

**24 LUKE RIPLEY SR. DEFENSEMAN**



Kitimat, British Columbia  
Powell River Kingsg (BCHL)

**Career Highs**

Goals: 1 (3x - vs. Northeastern 3/12/16)  
Assists: 1 (12x - at Providence 2/19/16)  
Points: 1 (15x - vs. Northeastern 3/12/16)  
Multi-Point Games: N/A  
Point Streak: 3 games (Jan. 31 - Feb. 7, 2015; 0-3-3)

**Last Season**

Served as an alternate captain.

**RIPLEY'S CAREER STATS**

Season	GP	G	A	Points	Shots	Shot %	Pen-Min	+/-	PPG	SHG	GWG
2014-15	42	2	6	8	32	.062	15-30	+4	0	0	1
2015-16	37	1	6	7	40	.025	18-47	+12	0	0	0
2016-17	38	0	0	0	26	.000	20-40	-4	0	0	0
Totals	116	3	12	15	98	.031	53-117	+12	0	0	1

**25 DYLAN MALMQUIST JR. FORWARD**



Edina, Minnesota  
Edina High School

**Career Highs**

Goals: 2 (4x - vs. Providence 3/11/17)  
Assists: 2 (4x - vs. Alaska 1/1/17)  
Points: 3 (3x - at Minnesota Duluth 10/15/16)  
Multi-Point Games: 8  
Point Streak: 2 games (6x - March 25-26, 2017)

Scored the game winner in Notre Dame's 3-0 win over New Hampshire (Jan. 21, 2017).

Scored two goals, including the game winner, in Notre Dame's 4-2 win at Maine (Feb. 11, 2017).

**Last Season**

Had a five-point opening series versus Arizona State, scoring two goals and three assists over two games.

Scored two empty net goals in Notre Dame's 5-2, game two Hockey East quarterfinal win over Providence to win the series.

**MALMQUIST'S CAREER STATS**

Season	GP	G	A	Points	Shots	Shot %	Pen-Min	+/-	PPG	SHG	GWG
2015-16	36	11	6	17	59	.186	7-25	+9	2	0	2
2016-17	40	10	14	24	68	.147	10-20	+6	3	0	3
Totals	76	21	20	41	127	.165	17-45	+15	5	0	5

**26 CAM MORRISON SO FORWARD**



Aurora, Ontario  
Youngstown Phantoms (USHL)

**Career Highs**

Goals: 2 (vs. UMass Lowell 3/26/17)  
Assists: 2 (vs. Arizona State 10/7/16)  
Points: 2 (6x - vs. UMass Lowell 3/26/17)  
Multi-Point Games: 6  
Point Streak: 3 games (Dec. 3-31, 2016; 1-3-4)

**Last Season**

Posted two assists in his first career game, a 9-2 Notre Dame win over Arizona State (Oct. 7, 2016).

Had the game-winning goal and added an assist in Notre Dame's 5-2 comeback win at Northeastern (Nov. 12, 2016).

Scored twice in the NCAA Northeast Regional Final in the 3-2 overtime win against UMass Lowell (March, 25, 2017).

Netted the lone Irish goal in the 6-1 loss to Denver in the Frozen Four (April 6, 2017).

**MORRISON'S CAREER STATS**

Season	GP	G	A	Points	Shots	Shot %	Pen-Min	+/-	PPG	SHG	GWG
2016-17	40	12	12	24	83	.145	6-12	+5	4	0	1
Totals	40	12	12	24	83	.145	6-12	+5	4	0	1

**27 BOBBY NARDELLA JR DEFENSEMAN**



Rosemont, Illinois  
Tri-City Storm (USHL)

**Career Highs**

Goals: 2 (vs. Arizona State 10/7/16)  
Assists: 2 (5x - at Maine 2/11/17)  
Points: 3 ((3x - at UMass 12/2/16)  
Multi-Point Games: 8  
Point Streak: 6 games (Jan 2-23, 2017; 2-10-12)

**Last Season**

Opened the season with a career-high two goals in Notre Dame's 9-2 win over Arizona State (Oct. 7, 2016).

Had a goal and two assists in the third period of Notre Dame's 5-4 loss at UMass (Dec. 2, 2016).

Had a game-tying, power-play goal against 10th ranked Providence (Feb. 18, 2017).

Scored the game-winning goal in the 5-2 victory over Providence in game two of the Hockey East quarterfinals (March 11, 2017).

**NARDELLA'S CAREER STATS**

Season	GP	G	A	Points	Shots	Shot %	Pen-Min	+/-	PPG	SHG	GWG
2015-16	35	4	20	24	69	.058	9-18	+9	1	0	1
2016-17	34	7	14	21	84	.083	9-26	+5	4	0	1
Totals	69	11	34	45	153	.073	18-44	+16	5	0	2



**28 JACK JENKINS JR FORWARD**



Lake Bluff, Illinois  
 Fargo Force (USHL)

**Career Highs**

Goals: 1 (9x - vs. UMass Lowell 3/17/17)  
 Assists: 1 (6x - vs. Providence 3/10/17)  
 Points: 2 (vs. Providence 3/10/17)  
 Multi-Point Games: 1  
 Point Streak: 3 games (March 10-26, 2017)

**Last Season**

Scored the game winner in back-to-back games, a 4-0 win over Alaska (Jan. 1, 2017) and a 3-1 victory over Michigan tech (Jan. 6, 2017).

Scored the opening goal in Notre Dame's 3-2 win over Maine (Feb. 10, 2017).

Also scored the opening goal in the Irish's 4-1 win over 10th-ranked Providence (Feb. 17, 2017).

Scored in Notre Dame's game one win over Providence in the Hockey East quarterfinals and added an assist for his first multi-point night.

**JENKINS' CAREER STATS**

Season	GP	G	A	Points	Shots	Shot %	Pen-Min	+/-	PPG	SHG	GWG
2015-16	28	2	2	4	28	.071	1-2	-1	0	0	1
2016-17	36	7	5	12	87	.080	2-4	+1	0	0	2
Totals	64	9	7	16	116	.078	3-6	0	0	0	3

**29 BO BRAUER SR FORWARD**



Edina, Minnesota  
 Naniamo Clippers (BCHL)

**Career Highs**

Goals: 2 (vs. Arizona State 10/7/16)  
 Assists: 2 (vs. Providence 3/10/17)  
 Points: 2 (vs. Providence 3/10/17)  
 Multi-Point Games: 2  
 Point Streak: N/A

**Last Season**

Scored the first two goals of his career in Notre Dame's season-opening 9-2 win over Arizona State (Oct. 7, 2016).

Netted Notre Dame's second goal in the 4-4 tie with Vermont (Feb. 3, 2017).

Notched his first two career assists in Notre Dame's 5-0 win over Providence in the Hockey East quarterfinals (March 10, 2017).

**BRAUER'S CAREER STATS**

Season	GP	G	A	Points	Shots	Shot %	Pen-Min	+/-	PPG	SHG	GWG
2014-15	2	0	0	0	1	.000	1-2	0	0	0	0
2015-16	1	0	0	0	0	.000	0-0	0	0	0	0
2016-17	26	3	2	5	12	.250	3-14	+3	1	0	0
Totals	29	3	2	5	13	.231	4-16	+3	1	0	0

**32 CALE MORRIS SO GOALTENDER**



Larkspur, Colorado  
Waterloo Black Hawks (USHL)

**Career Highs**

Saves: 7 (vs. Arizona State 10/7/17)  
Goals Against: 1  
Shutouts: N/A


**Last Season**

Made his first career appearance in Notre Dame's season opening 9-2 win over Arizona State when he played the third period (Oct. 7, 2016).

**MORRIS'S CAREER STATS**

Season	GP-GS	Minutes	GA	GA Avg.	Saves	Save %	W	L	T	Sho	PPG	SHG
2016-17	1-0	19:43	1	3.04	7	.875	0	0	0	0	0	0
Totals	1-0	19:43	1	3.04	7	.875	0	0	0	0	0	0

**33 NICK SANFORD FR. GOALTENDER**



Morristown, New Jersey  
Boston Jr. Bruins (USPHL)

**Career Highs**

Goals: N/A  
Assists: N/A  
Points: N/A  
Multi-Point Games: N/A  
Point Streak: N/A

Posted three shutouts on the season.

His 16 wins tied for third in the league, while his .924 save percentage ranked sixth and his three shutouts tied for first.

Earned USPHL Goaltender of the Week honors on December 5, 2016.

**In the USPHL**

Played in 40 games for the Jr. Bruins, recording a 16-8-0 record to go along with finishing the season with a 2.31 goals against average and a .924 save percentage.

**SANFORD'S CAREER STATS**

Season	GP-GS	Minutes	GA	GA Avg.	Saves	Save %	W	L	T	Sho	PPG	SHG
2017-18	0-0	00:00	0	0.00	0	.000	0	0	0	0	0	0
Totals	0-0	00:00	0	0.00	0	.000	0	0	0	0	0	0