



NOTRE DAME

MEN'S BASKETBALL

Fighting Irish Media Contacts

Alan Wasielewski • awasiele@nd.edu • 574-532-4167

Robby Hamman • rhamman@nd.edu • 574-808-9575

2017-18 RESULTS

Date	ND Rank	Opp Rank	Opponent	TV	Time (ET)/Result
N11	14/14		at DePaul	FS1	W, 72-58
N13	13/14		^Mount St. Mary's	ACCNetXtra	W, 88-62
N16	13/14		Chicago State	ACCNetXtra	W, 105-66
N20	13/12		^vs. Chaminade	ESPNU	W, 83-56
N21	13/12		^vs. LSU	ESPN	W, 92-53
N22	13/12	6/6	^Wichita State	ESPN2	W, 67-66
N30	5/5	3/3	Sat Michigan State	ESPN	L, 63-81
D3	5/5		St. Francis Brooklyn	ACCNetXtra	W, 71-53
D5	9/8		Ball State	ACCNetXtra	L, 77-80
D9	9/8		at Delaware	CBS Sports Net	W, 92-68
D16	18/18		&vs. Indiana	FOX	L, 77-80 (OT)
D19			Dartmouth	ESPNU	W, 97-87
D21			Southeastern Louisiana	ACCNetXtra	W, 86-50
D30			*Georgia Tech	ESPNU	W, 68-59
J3			*NC State	ACC Network	W, 88-58
J6			*at Syracuse	ESPN2	W, 51-49
J10	NR/25		*at Georgia Tech	ESPNU	L, 53-60
J13	NR/25	20/18	*North Carolina	ESPN	6 p.m.
J16			*Louisville	ESPN2	7 p.m.
J20		19/17	*at Clemson	ESPN/ESPN2	4 p.m.
J27			*Virginia Tech	ESPN2	8 p.m.
J29		7/6	*at Duke	ESPN	7 p.m.
F3			*at NC State	ESPN/ESPN2	12 p.m.
F6			*Boston College	ACC Network	8 p.m.
F10		23/NR	*Florida State	ESPN/ESPN2	4 p.m.
F12		20/18	*at North Carolina	ESPN	7 p.m.
F17			*at Boston College	ACC Network	4 p.m.
F19		18/19	*Miami (FL)	ESPN	7 p.m.
F24			*at Wake Forest	ACC Network	3 p.m.
F28			*Pittsburgh	ESPNU	7 p.m.
M3		3/3	*at Virginia	ACC Network	4 p.m.
M6			ACC Championship	ESPN/ESPN2	TBA
M14			NCAA Championship	TBA	TBA

2017 NOTRE DAME MEN'S BASKETBALL



#NR/25 **NOTRE DAME FIGHTING IRISH**
2017-18: 13-4, 3-1 ACC



#20/18 **NORTH CAROLINA TAR HEELS**
2017-18: 13-4, 2-2 ACC

HEAD COACH: Mike Brey
CAREER RECORD: 494-244 / 23
RECORD AT ND: 395-191 / 18

HEAD COACH: Roy Williams
CAREER RECORD: 829-220 / 30
RECORD AT UNC: 411-119 / 15



ESPN NATIONAL BROADCAST
Play-by-Play: Dan Shulman
Analyst: Jay Bilas
Sideline: Maria Taylor
Broadcast also available on the WatchESPN app.



NOTRE DAME BASKETBALL RADIO NETWORK
Play-by-Play: Jack Nolan
Analyst: Zach Hillesland
See affiliates Page 8 - also on WatchND. tv and locally at WSBT-AM960/FM 96.1

BY THE NUMBERS: IRISH VS. TAR HEELS

1	Notre Dame leads the country in least amount of personal fouls committed per game with a 12.7 average. The Irish are also second overall in the NCAA (to Western Illinois) in terms of total fouls committed (216).
3	Notre Dame began the ACC season 3-0 for the second consecutive year and third time in five seasons of ACC competition. The Irish are the only ACC team to begin the 2016-17 and 2017-18 conference slates with a 3-0 record.
4	Mike Brey is the fourth-longest tenured head coach among power five conference teams - now in his 18th season at Notre Dame. Jim Boheim (42), Mike Krzyzewski (38) and Tom Izzo (23) are the only other power five conference head coaches with a longer tenure at their current institution.
5	There are only five players in the ACC averaging a double-double in league play, including senior forward Martinas Geben . Geben is averaging 10.5 ppg and 10.3 rpg in four ACC games, joining Marving Bagley III (Duke), Luke Maye (UNC), Donte Grantham (Clemson) and Ben Lammers (Georgia Tech) as the five ACC players to average a double-double in league competition.
8	Weeks of game action expected to be missed by senior Bonzie Colson after fracturing a bone in his foot on Friday, December 29. Colson was averaging 21.4 points, 10.4 rebounds and over two steals and two blocks per game - the only college player to hit those averages this year and the only player to reach those averages since Sports Reference started tracking statistics in the 1992-93 season.
23	The four-year Notre Dame senior class (Bonzie Colson , Matt Farrell , Martinas Geben and Matt Gregory) has won 23 ACC home games over the past four seasons - tied for the third-best total in the league.
37.3	Points-per-game average combined for Bonzie Colson and Matt Farrell , who were both sidelined for the Syracuse and Georgia Tech games with injuries.
40	ACC victories over the past four years for Notre Dame, which as of Jan. 11, 2018, was the third-most in the league over the past four seasons (Virginia 44 and North Carolina 41 rank ahead of the Irish).
95	The senior class of Bonzie Colson , Matt Farrell , Martinas Geben , Matt Gregory and Austin Torres (graduate student) is three wins away from becoming the all-time winningest senior class in Notre Dame basketball history. The 2016-17 and 2012-13 senior classes currently hold the record with 97 wins over a four-year span. See page 3 of this notes package for more details.

^ - Maui Jim Maui Invitational, Lahaina, Hawaii
\$ - ACC/Big Ten Challenge, East Lansing, Michigan
& - Crossroads Classic, Indianapolis, Indiana
* - Atlantic Coast Conference game
rankings indicated are AP/Coaches Poll



395

Mike Brey became the all-time Notre Dame men's basketball coaching wins leader on January 3, 2018, with an 88-58 victory over NC State.

Coach	Years	Seasons	W	L	T	Games
MIKE BREY	2000-current	18	395	191	0	586
Digger Phelps	1971-91	20	393	197	0	590
George E. Keogan	1923-43	20	332	100	1	433

2017-18 NOTRE DAME ROSTER

No.	Name	Position	Eligibility	Height	Wt.	Hometown	High School
0	Rex Pflueger	Guard	Junior	6-6	206	Dana Point, CA	Mater Dei
1	Austin Torres (C)	Forward	Graduate	6-7	235	Granger, IN	Penn
3	D.J. Harvey	Guard/Forward	Freshman	6-6 ½	220	Bowie, MD	DeMatha
5	Matt Farrell (C)	Guard	Senior	6-1	175	Bridgewater, NJ	Point Pleasant Beach
10	Temple 'T.J.' Gibbs	Guard	Sophomore	6-3	188	Scotch Plains, NJ	Seton Hall Prep
11	Juwan Durham+	Forward	Sophomore	6-11 ½	215	Tampa, FL	Tampa Prep
12	Elijah Burns	Forward	Junior	6-8	238	Troy, NY	Blair Academy (NJ)
13	Nikola Djogo	Guard	Sophomore	6-7	211	Hamilton, Ontario, Canada	Athlete Institute Prep
21	Matt Gregory	Forward	Senior	6-8	204	Avon, IN	Cathedral
23	Martinas Geben (C)	Forward	Senior	6-10	252	Vilnius, Lithuania	St. Maria Goretti (MD)
25	Liam Nelligan	Guard	Senior	6-5	195	La Grange Park, IL	Benet Academy
33	John Mooney	Forward	Sophomore	6-9	248	Orlando, FL	Lake Brantley
35	Bonzie Colson (C)	Forward	Senior	6-6	224	New Bedford, MA	St. Andrew's School (RI)

+ - will sit out the 2017-18 season due to NCAA transfer rules

Glenn and Stacey Murphy Head Men's Basketball Coach	Mike Brey	George Washington '82	395-191 (.675), 18th at ND 494-243 (.672), 22 career
Associate Head Coach	Rod Balanis	Georgia Tech '93	18th year at ND
Assistant Coach	Ryan Ayers	Notre Dame '09	Second year at ND
Assistant Coach	Ryan Humphrey	Notre Dame '02	Second year at ND
Director of Basketball Operations	Harold Swanagan	Notre Dame '02	Ninth year at ND
Video Coordinator	Eric Atkins	Notre Dame '14	Second year at ND

IRISH RETURN HOME FOR PRIME TIME MATCHUP WITH NORTH CAROLINA

The University of Notre Dame men's basketball team (13-4, 3-1 ACC) returns to Purcell Pavilion looking to remain unbeaten at home in league play against No. 20/18 North Carolina (13-4, 2-2 ACC) on ESPN (6 p.m. ET).

QUICK HITS

- Notre Dame has outrebounded three of its four ACC opponents and boasts a +7.8 rebounding differential in ACC games heading into the contest with North Carolina. The Tar Heels lead the league in that same category with a +16.5 differential.
- Notre Dame's first four years of ACC play were the most successful of any conference team, either as an original ACC member or a recent addition, in the history of the conference. The Irish won 97 overall games during their first four years in the league (besting the 95 by NC State from 1953-54 through 1956-57). Notre Dame also won 49 conference games in its first four seasons of ACC play, besting NC State's 44 over its first four years in the league.
- The Irish are second in the ACC in terms of opponent scoring in league games, boasting a 56.5 average.
- Notre Dame ranks 31st in the country in the KenPom.com adjusted defensive rating. That is the highest the Irish have been since the 2007-08 team finished 31st in the final defensive rating.
- Senior Martinas Geben has set career highs for single game rebounds (14 at Syracuse) and single game points (16 at Georgia Tech) in Notre Dame's last two road games.
- Sophomore John Mooney will enter the North Carolina game coming off the best game of his young career, scoring 11 points with eight rebounds at Georgia Tech.
- Four games into the ACC season, Rex Pflueger ranks third in the ACC for assist/turnover ratio on league games, boasting a 3.40 - he has committed just five turnovers while dishing out 17 assists.
- In ACC play, T.J. Gibbs is 15-for-16 from the free throw line (.938) - which is fourth-best in the league.

A SEASON OF MILESTONES CONTINUE FOR MIKE BREY

Notre Dame head coach Mike Brey has reached one key milestone in his coaching career this season and is poised to reach two more before the season ends.

Brey became the all-time men's basketball coaching wins leader at Notre Dame (395 current) with an 88-58 victory over NC State on January 3, 2018.

Brey is five wins away from 400 at Notre Dame, which would make him the 13th active coach to have 400 wins at his current school.

Brey is six wins away from 500 in his coaching career, on pace to become the 31st active coach to reach 500 career wins.

Should Brey reach the 500-win barrier, he will join Mike Krzyzewski, Jim Boeheim, Roy Williams, Greg Kampe, Tony Shaver, Tom Izzo, Fran Dunphy, Bob McKillop, Jay Wright and Mark Few as the only current coaches to win 500 or more games while coaching at just one or two schools.

See pages 10 and 11 of this notes package for more historical and background information on Mike Brey.

PRONUNCIATIONS

Nikola Djogo - Knee-Cola Joe-Go
 Juwan Durham - JUH-wan Durham
 Martinas Geben - Mar-TIN-ess Gebb-in
 Rod Balanis - Rod Buh-LAHN-iss
 Ryan Ayers - Ryan Airs
 Ryan Humphrey - Ryan HUMP-free
 Harold Swanagan - Harold SWON-uh-gan
 Alan Wasielewski - Alan Waz-uh-lou-skee

TEAM INFORMATION

Conference	Atlantic Coast
Home Arena (Capacity)	Purcell Pavilion at the Joyce Center (9,149)
Starters Returning/Lost	3/2
Monogram Winners	
Returning/Lost	9/3
Newcomers	4
First Season	1898
Full Seasons	111
All-Time Record	1860-998 (.651)
NCAA Appearances/Record	36 / 39-40 (.494)
First/Last NCAA Appearance	1953 / 2017
ACC Member	2013-14 - present
ACC Regular Season	46-30 (.605)
ACC Tournament	8-4 (.667)
ACC Championships	1 - 2015

NATIONAL RANKINGS

2017-18 ASSOCIATED PRESS POLL (Jan. 8, 2018)

1. Villanova
2. West Virginia
3. **Virginia**
4. **Michigan State**
5. **Wichita State**
6. Purdue
7. **Duke**
8. Texas Tech
9. Oklahoma
10. Xavier
11. Arizona State
12. Kansas
13. Seton Hall
14. Cincinnati
15. Gonzaga
16. TCU
17. Arizona
18. **Miami (FL)**
19. **Clemson**
20. **North Carolina**
21. Kentucky
22. Auburn
23. **Florida State**
24. Tennessee
25. Creighton

Others: NOTRE DAME, Florida, Texas A&M, Ohio State, Rhode Island, Michigan, Nevada, Baylor, New Mexico State, Georgia, Arkansas.

Bold = ND Opponents in 2017-18

2017-18 USA TODAY COACHES POLL (Jan. 8, 2017)

1. Villanova
2. West Virginia
3. **Virginia**
4. **Michigan State**
5. **Wichita State**
6. **Duke**
7. Purdue
8. Texas Tech
9. Oklahoma
10. Xavier
11. Arizona State
12. Kansas
13. Cincinnati
14. Gonzaga
15. Seton Hall
16. TCU
17. **Clemson**
18. **North Carolina**
19. **Miami (FL)**
20. Kentucky
21. Arizona
22. Creighton
23. Tennessee
24. Auburn
25. NOTRE DAME

Others: **Florida State**, Texas A&M, Florida, Baylor, St. Mary's (CA), Arkansas, Michigan, Ohio State, Nevada, Rhode Island, New Mexico State, Mississippi State, UCLA, Boise State.

Bold = ND Opponents in 2017-18

NOTRE DAME RECORD WHEN

Game played at the Purcell Pavilion	7-1
Game played on the road	3-2
Game played at a neutral site	3-1
Vs. ACC opponents	3-1
Vs. Non-conference opponents	10-3
Leading at halftime	10-1
Trailing at halftime	3-3
Tied at halftime	0-0
In overtime	0-1
Shoots .500 or better	7-0
Shoots less than .500	6-4
Shoots better than opponent	11-1
Shoots worse than opponent	1-3
Shoots same as opponent	1-0
Makes more free throws than opponent	13-3
Makes fewer free throws than opponent	0-1
Same number of free throws	0-0
Outrebounds opponents	12-0
Outrebounded by opponent	1-4
Same number of rebounds	0-0
Has fewer turnovers than opponent	11-4
Has more turnovers than opponent	2-0
Has same number of turnovers	1-0
Bench outscores opponent's bench	5-1
Outscored by opponent's bench	7-3
Bench points are the same	1-0
Plays a ranked opponent	1-1
Makes 10 or more three-pointers	5-0
Wears White Uniforms	4-2
Wears Blue Uniforms	3-2
Wears Gold Uniforms	4-0
Wears Green Uniforms	2-0
Plays in November	6-1
Plays in December	5-2
Plays in January	2-1
Plays in February	0-0
Plays in March	0-0
Plays in Day Games	4-1
Plays in Night Games	9-3
Plays on Sundays	1-0
Plays on Mondays	2-0
Plays on Tuesdays	2-1
Plays on Wednesdays	2-1
Plays on Thursdays	2-1
Plays on Fridays	0-0
Plays on Saturdays	4-1
Final Margin is 5 points or less	2-2
Final Margin is 6-10 points	3-1
Final Margin is 11-19 points	2-1
Final Margin is 20-plus points	6-0
Has a player score 20-plus points	9-0
Has a player score 30-plus points	2-0
Scores 59 points or less	1-1
Scores 60-69 points	2-1
Scores 70-79 points	2-2
Scores 80-89 points	4-0
Scores 90-plus points	4-0

NOTRE DAME - NORTH CAROLINA SERIES HISTORY

The Notre Dame - North Carolina series dates back to the 1957-58 season when the Irish and Tar Heels met as ranked opponents in Chicago Stadium. The No. 17/15 Irish defeated defending national champion No. 11/10 North Carolina 89-70 behind 33 points from Notre Dame Ring of Honor inductee Tommy Hawkins.

The Irish and Tar Heels have a knack for meeting each other in big games over the course of the series, including four NCAA tournament matchups and the 2015 ACC Championship game (a 90-82 victory for Notre Dame).

North Carolina leads the all-times series 21-7 and are 4-3 against the Irish in ACC play.

See page 9 of this notes package for a complete listing of every Notre Dame - North Carolina matchup.

NOTRE DAME - NORTH CAROLINA ACC SERIES HISTORY (3-4, HOME 1-1, AWAY 1-2, NEUTRAL 1-1)

Date	ND Rank	Opp Rank	W/L	ND	Opp	City	Site
2/8/2014			L	62	73	Notre Dame, IN	Purcell Pavilion
3/3/2014		14 / 14	L	61	63	Chapel Hill, NC	Dean Smith Center
1/5/2015	13 / 12	18 / 17	W	71	70	Chapel Hill, NC	Dean Smith Center
3/14/2015	11 / 9	19 / 19	W	90	82	Greensboro, NC*	Greensboro Coliseum
2/6/2016		2 / 1	W	80	76	Notre Dame, IN	Purcell Pavilion
3/11/2016		7 / 7	L	47	78	Washington, DC*	Verizon Center
2/4/2017	20 / 18	12 / 10	L	76	83	Greensboro, NC+	Greensboro Coliseum

+ - game moved from Chapel Hill to Greensboro due to a broken water main, designated a UNC home game.

* - ACC tournament game

WINNINGEST CLASS AT NOTRE DAME?

The 2016-17 senior class of Steve Vasturia, V.J. Beachem and graduate student Patrick Mazza matched the school record for wins over a four-year stretch last season, joining the 2012-13 group of Joey Brooks, Mike Broghammer, Jack Cooley and Scott Martin with 97 wins.

The 2017-18 senior class of Bonzie Colson, Matt Farrell, Martin Geben, Matt Gregory and graduate student Austin Torres is already on pace to surpass that school record this season.

MOST WINS - FOUR YEAR SPAN:

Year 1	Wins	Year 2	Wins	Year 3	Wins	Year 4	Wins	Total
2014-15	32	2015-16	24	2016-17	26	2017-18	13	95
2013-14	15	2014-15	32	2015-16	24	2016-17	26	97
2009-10	23	2010-11	27	2011-12	22	2012-13	25	97
2007-08	25	2008-09	21	2009-10	23	2010-11	27	96
2012-13	25	2013-14	15	2014-15	32	2015-16	24	96
2011-12	22	2012-13	25	2013-14	15	2014-15	32	94

GIBBS NAMED ACC PLAYER OF THE WEEK

Sophomore guard T.J. Gibbs has immediately and emphatically stepped up in the loss of both Matt Farrell and Bonzie Colson to injury and was rewarded with the first ACC Player of the Week award of his career on Monday, January 8, 2018.

Gibbs averaged 20.0 points, 5.5 rebounds and 4.5 assists in Notre Dame's victories over NC State and at Syracuse - leading the Irish to their first victory in the Carrier Dome since 2007.

IRISH SENIOR CLASS PROTECTS HOME COURT IN ACC

The four-year Notre Dame senior class of Bonzie Colson, Matt Farrell, Martin Geben and Matt Gregory has posted a 22-6 record at home in ACC play over the past three-plus seasons. Those 23 wins match with Duke and Louisville for third-best in the league over the past four seasons. Virginia paces the ACC with 26 home court wins, while North Carolina has 24 over the past four seasons.

Season	Home Record	Losses
2014-15	7-2	Virginia, Syracuse
2015-16	7-2	Pittsburgh, Miami FL
2016-17	7-2	Virginia, Duke
2017-18	2-0	
Total	23-6	

COLSON LOST FOR EIGHT WEEKS WITH LEFT FOOT FRACTURE

Senior All-American Bonzie Colson, the 2017-18 ACC Player of the Year and consensus preseason first-team All-American, will miss the next eight weeks of game action after suffering a fracture in his left foot on Friday, December 29, 2017. After scoring 22 points with a career-best 17 rebounds on December 30, 2017, Colson's foot was x-rayed and the fracture revealed.

He underwent successful surgery in South Bend, Indiana, on Thursday, January 4, 2019.

GAMES THIS SEASON WITH...

DOUBLE FIGURE POINTS		
Player	2017-18	Career
Bonzie Colson	14	75
Matt Farrell	14	45
T.J. Gibbs	12	17
Rex Pflueger	9	12
Martinas Geben	8	10
D.J. Harvey	4	4
John Mooney	1	1
Austin Torres	0	1
30-PLUS POINTS		
Bonzie Colson	1	3
20-PLUS POINTS		
Bonzie Colson	7	23
T.J. Gibbs	5	5
Matt Farrell	3	6
10-PLUS REBOUNDS		
Bonzie Colson	9	34
Martinas Geben	5	6
Rex Pflueger	1	1
10-PLUS ASSISTS		
Matt Farrell	0	1
DOUBLE-DOUBLES		
Bonzie Colson	9	32
Martinas Geben	2	2
Rex Pflueger	1	1
Matt Farrell	0	1

634 AND COUNTING

Notre Dame has made at least one three-pointer in 634 straight contests dating back to the 1998-99 campaign. The Fighting Irish have made at least one three pointer during every game of the Mike Brey era. The last time an Irish team failed to hit a three-pointer in a game was in a 101-70 loss to Connecticut at the Hartford Civic Center on Jan. 12, 1999. Notre Dame finished 0-7 from beyond the arc in that contest.

GAME-BY-GAME STARTING LINEUP

DATE	OPPONENT	RESULT	STARTING LINEUP	LINEUP RECORD
11/11/17	at DePaul	W, 72-58	Colson, Farrell, Geben, Gibbs, Pflueger	1-0
11/13/17	Mount St. Mary's	W, 88-62	Colson, Farrell, Geben, Gibbs, Pflueger	2-0
11/16/17	Chicago State	W, 105-66	Colson, Farrell, Geben, Gibbs, Pflueger	3-0
11/20/17	vs Chaminade	W, 83-56	Colson, Farrell, Geben, Gibbs, Pflueger	4-0
11/21/17	vs LSU	W, 92-53	Colson, Farrell, Geben, Gibbs, Pflueger	5-0
11/22/17	vs Wichita State	W, 67-66	Colson, Farrell, Geben, Gibbs, Pflueger	6-0
11/30/17	at Michigan State	L, 63-81	Colson, Farrell, Geben, Gibbs, Pflueger	6-1
12/3/17	St. Francis Brooklyn	W, 71-53	Colson, Farrell, Geben, Gibbs, Pflueger	7-1
12/5/17	Ball State	L, 77-80	Colson, Farrell, Geben, Gibbs, Pflueger	7-2
12/9/17	at Delaware	W, 92-68	Colson, Farrell, Geben, Gibbs, Pflueger	8-2
12/16/17	vs. Indiana	L, 77-80 OT	Colson, Farrell, Geben, Gibbs, Pflueger	8-3
12/19/17	Dartmouth	W, 97-87	Colson, Farrell, Geben, Gibbs, Pflueger	9-3
12/21/17	Southeastern Louisiana	W, 86-50	Colson, Farrell, Geben, Gibbs, Pflueger	10-3
12/30/17	Georgia Tech	W, 68-59	Colson, Farrell, Geben, Gibbs, Pflueger	11-3
1/3/18	NC State	W, 88-58	Farrell, Geben, Gibbs, Harvey, Pflueger	1-0
1/6/18	at Syracuse	W, 51-49	Geben, Gibbs, Harvey, Pflueger, Torres	1-0
1/10/18	at Georgia Tech	L, 53-60	Burns, Geben, Gibbs, Harvey, Pflueger	0-1

GEBEN'S BIG MOMENT

Senior forward Martin Geben has been playing his best basketball at Notre Dame early this season and stepped up in a clutch situation at the 2017 Maui Jim Maui Invitational.

With the Irish trailing by a point and three seconds remaining, Geben was fouled on an in-bounds play and sent to the foul line. A consistent free throw shooter in practice, Geben has not seen many opportunities in his career (he was 53-70, .750 percentage, before the two attempts against Wichita State) but stepped up to convert both free throw attempts and provide the game-winning points.

Geben's final two games in Maui, 10 pts vs. LSU and a career-high matching 12 against Wichita State, mark the first time in his career he has posted back-to-back double-digit scoring games.

COLSON A CONSENSUS PRESEASON ALL-AMERICAN

Bonzie Colson, the top returning rebounder and second-leading returning scorer in the ACC, has been named a 2016-17 Preseason All-American by a majority of the publications and websites that cover college basketball. The Associated Press, Sports Illustrated, The Sporting News, The Athletic and Blue Ribbon Yearbook all placed Colson on their preseason first team.

In addition, Colson was named the preseason national player of the year by the Blue Ribbon Yearbook and the ACC Preseason Player of the Year.

COLSON NAMED TO ASSOCIATED PRESS PRESEASON ALL-AMERICA TEAM

The Associated Press has announced its 2017-18 Preseason All-America Team and senior forward Bonzie Colson was the second-leading vote getter on the five-person team. Colson is a consensus preseason All-American for the 2017-18 season after averaging 17.8 points and 10.1 rebounds per game in 2016-17.

The 2017-18 AP Preseason All-America Team:

Name	School	Class	Votes
Mile Bridges	Michigan State	Sophomore	61
BONZIE COLSON	Notre Dame	Senior	47
Allonzo Trier	Arizona	Junior	39
Jalen Brunson	Villanova	Junior	33
Michael Porter, Jr.	Missouri	Freshman	30

COLSON REACHES 1,500-POINT, 800-REBOUND CAREER PLATEAU

Senior forward Bonzie Colson has joined an elite statistical club in Notre Dame basketball history, becoming the eighth Irish player to score over 1,500 points and pull down 800 rebounds. Here is the full list, with Colson as the third player to reach the statistical milestones under Mike Brey (Harangody and Murphy):

Name	Years	Points	Rebounds
Luke Harangody	2006-10	2,476	1,222
Adrian Dantley	1973-76	2,223	843
Troy Murphy	1998-2001	2,011	924
Tom Hawkins	1956-69	1,820	1,318
Bob Arzen	1966-69	1,665	944
Bob Whitmore	1966-69	1,580	1,043
BONZIE COLSON	2014-current	1,517	833
LaPhonso Ellis	1988-92	1,505	1,075

NOTRE DAME PICKED THIRD IN ACC PRESEASON POLL

The University of Notre Dame men's basketball team has been selected to finish third in the Atlantic Coast Conference for the 2017-18 season. The poll was conducted as part of the league's annual media day activities in Charlotte, North Carolina, on Wednesday, October 25.

The third-place preseason team poll position marks the high mark for the Irish in the ACC (Notre Dame joined the league for the 2013-14 season) and highest preseason conference mark since the 2012-13 team was selected to finish third in the BIG EAST Conference. The third-place recognition matches the top preseason conference ranking in program history. The Irish also were selected to finish third in the BIG EAST in 2003-04.

The preseason poll also points out just how difficult the ACC schedule will be for the Irish this season. Notre Dame is the only conference school with road games at Duke (1st), North Carolina (2nd) and Virginia (6th).

BONZIE COLSON NAMED ACC PRESEASON PLAYER OF THE YEAR

Senior forward Bonzie Colson was overwhelmingly voted as the Atlantic Coast Conference Preseason Player of the Year as part of the league's annual media day activities in Charlotte, North Carolina, on Wednesday, October 25. Colson, who led the league in rebounding (10.1) during the 2016-17 season and finished ninth in scoring (17.8), received 49 of the 69 possible votes for the preseason player of the year nod. He was the lone ACC player to average a double-double per game last season.

Colson is the first Notre Dame player to earn a preseason conference player of the year award since Luke Harangody repeated as the BIG EAST preseason player of the year in 2008-09 and 2009-10. Colson also joins Jerian Grant (2013-14, 2014-15) and Demetrius Jackson (2015-16) as Irish players selected to the preseason all-ACC team.

Other previous Notre Dame preseason conference player of the year selections include Pat Garrity (BIG EAST, 1997-98) and Troy Murphy (BIG EAST, 2000-01). Murphy ended up earning the BIG EAST Player of the Year award at the end of the 2000-01 campaign.

Colson was also named to the Preseason All-ACC First Team.

BREY AMONG THE BEST IN CRUNCH TIME

Notre Dame head coach Mike Brey was recently declared the second-best 'crunch time' college basketball coach by The Athletic's Ken Pomeroy. Using his win probability model, Pomeroy assessed a coach's ability to make halftime adjustments. He looked at every game coached over the past eight seasons to determine if a team won more games than it should have based on its halftime win probability.

Here are the top five on the list for post-halftime performance (minimum 150 games, win percentage is relative to expectation).

Head Coach	School	Games	Win Percentage
Dana Altman	Oregon/Creighton	287	0.634
MIKE BREY	NOTRE DAME	280	0.613
Ron Cottrell	Houston Baptist	226	0.600
Bill Self	Kansas	294	0.595
Ed Cooley	Providence	270	0.593

BASKETBALL TIMES PROCLAIMS NOTRE DAME ONE OF THE TOP PROGRAMS IN THE NATION

The Basketball Times, utilizing a blue ribbon panel and five different ranking criteria, named Notre Dame the second-best college basketball program in the nation on November 1, 2017. With input from a panel of basketball writers, the five criteria - winning percentage over the past 10 years, NBA players, the federal graduation rate of the last four-year class, the U.S. News and World Report analysis of best colleges (graduation rate with perceived value of a diploma) and program cleanliness, the Irish finished with an average of 9.3, behind Duke and ahead of Wisconsin (9.5), Gonzaga (10.2) and Villanova (10.5).

The Basketball Times also ranked head coaches across the country, with Mike Brey taking up the fourth spot in a ranking of 35 coaches.

BASKETBALL TIMES PROGRAM RANKINGS

Ranking	School	Average
1	Duke	3.5
2	Notre Dame	9.3
3	Wisconsin	9.5
4	Gonzaga	10.2
5	Villanova	10.5

BASKETBALL TIMES HEAD COACH RANKINGS

Ranking	Coach	School	Points (first place votes)
1	Mike Krzyzewski	Duke	339 (7)
2	Jay Wright	Villanova	323
3	Tom Izzo	Michigan State	314 (1)
4	MIKE BREY	Notre Dame	308 (1)
5	Mark Few	Gonzaga	304

This year's panelists included Nicole Auerbach, Rick Bozich, Ken Davis, Blair Kerkhoff, Angela Lento, Mike Lopresti, Randy McClure, Kevin McNamara, Mike Waters and Dick 'Hoops' Weiss.

2017-18 ACC STANDINGS

AS OF JAN. 11, 2018

	Team	Overall	ACC
1.	Virginia	15-1	4-0
2.	Clemson	14-1	3-0
3.	NOTRE DAME	13-4	3-1
4.	Miami	13-2	2-1
5.	Louisville	12-4	2-1
6.	Georgia Tech	9-7	2-1
7.	Duke	14-2	2-2
8.	North Carolina	13-4	2-2
9.	Virginia Tech	13-4	2-2
10.	Boston College	11-6	2-3
11.	NC State	11-5	1-2
12.	Florida State	12-4	1-3
13.	Syracuse	12-5	1-3
14.	Wake Forest	8-8	1-3
14.	Pittsburgh	8-9	0-4

ACC WEEKLY AWARDS

Week	Award	Name	Team	Date
1	Player	Marvin Bagley III	Duke	11/13/17
1	Player	Luke Maye	UNC	11/13/17
1	Freshman	Marvin Bagley III	Duke	11/13/17
2	Player	Grayson Allen	Duke	11/20/17
2	Freshman	Wendell Carter, Jr.	Duke	11/20/17
3	Player	Marvin Bagley III	Duke	11/27/17
3	Freshman	Marvin Bagley III	Duke	11/27/17
4	Player	Luke Maye	UNC	12/4/17
4	Freshman	Marvin Bagley III	Duke	12/4/17
5	Player	Ky Bowman	BC	12/11/17
5	Freshman	Lonnie Walker IV	Miami	12/11/17
6	Player	Marcquise Reed	Clem	12/18/17
6	Freshman	Oshae Brissett	Syracuse	12/18/17
7	Player	BONZIE COLSON	ND	12/26/17
7	Freshman	Wendell Carter Jr.	Duke	12/26/17
8	Player	Ty Jerome	Virginia	1/2/18
8	Freshman	Marvin Bagley III	Duke	1/2/18
9	Player	T.J. GIBBS	ND	1/8/18
9	Freshman	Chris Lykes	Miami	1/8/18

NOTRE DAME POSTSEASON RESUME

AS OF JAN. 11, 2018

NCAA RPI	44
NCAA SOS	69
Record vs. Quadrant 1	2-1
Record vs. Quadrant 2	1-0
Record vs. Quadrant 3	4-3
Record vs. Quadrant 4	5-0
KenPom.com	19
Sagarin	20
ESPN BPI	15

IRISH IN ACC STAT RANKINGS

AS OF JAN. 8, 2018

SCORING

Rank	Name	Stat
2	Bonzie Colson	21.4
t-9	Matt Farrell	15.9
21	T.J. Gibbs	14.6

REBOUNDING

3	Bonzie Colson	10.4
11	Martinas Geben	7.4

STEALS

t-1	Bonzie Colson	2.00
-----	---------------	------

FIELD GOAL PERCENTAGE

8	Bonzie Colson	.526
---	---------------	------

THREE-POINT PERCENTAGE

5	T.J. Gibbs	.435
8	Matt Farrell	.414

ASSISTS

4	Matt Farrell	5.07
---	--------------	------

THREE-POINT FGS MADE

4	Matt Farrell	2.73
t-10	T.J. Gibbs	2.18

ASSIST/TURNOVER RATIO

8	Matt Farrell	2.30
---	--------------	------

BLOCKED SHOTS

6	Bonzie Colson	2.36
---	---------------	------

DEFENSIVE REBOUNDS

2	Bonzie Colson	8.07
---	---------------	------

MINUTES PLAYED

t-5	T.J. Gibbs	36.00
11	Matt Farrell	34.27
13	Bonzie Colson	33.57
16	Rex Pflieger	33.06

SUCCESS ON TOBACCO ROAD

Notre Dame joined the ACC at the start of the 2013-14 basketball season. The Irish ended up 0-3 in the state of North Carolina that year (65-58 loss at Wake Forest, 63-61 loss at North Carolina, 81-69 loss to Wake Forest in the ACC Tournament in Greensboro).

Since breaking through for the program's first win in Chapel Hill, 71-70, at North Carolina on Jan. 5, 2015, the Irish have won eight of the last 10 games they have played on 'Tobacco Road':

Opponent	W/L	Score	Date
at North Carolina	W	71-70	Jan. 5, 2015
at NC State	W	81-78 (OT)	Jan. 25, 2015
at Duke	L	60-90	Feb. 7, 2015
vs. Miami	W	70-63	March 12, 2015*
vs. Duke	W	74-64	March 13, 2015*
vs. North Carolina	W	90-82	March 14, 2015*
at Duke	W	95-91	Jan. 16, 2016
at Wake Forest	W	69-58	Feb. 24, 2016
at North Carolina	L	72-84	Feb. 5, 2017
at NC State	W	81-72	Feb. 18, 2017

* - 2015 ACC Championship, Greensboro Coliseum

Notre Dame's 'Tobacco Road' success will be tested this season as the team faces trips to Duke (Jan. 29), NC State (Feb. 3), North Carolina (Feb. 12) and Wake Forest (Feb. 24).

NOTRE DAME CAREER DOUBLE-DOUBLES

Bonzie Colson has tacked on nine double-doubles in 14 games this season to continue his move up the all-time list for double-double performances at Notre Dame.

Double-Doubles	Player	Seasons
64	Luke Harangody	2006-07, 2007-08, 2008-09, 2009-10
54	LaPhonso Ellis	1988-89, 1989-90, 1990-91, 1991-92
47	Bob Whitmore	1966-67, 1967-68, 1968-69
45	Troy Murphy	1998-99, 1999-2000, 2000-01
44	Bob Arnzen	1966-67, 1967-68, 1968-69
43	Walt Sahn	1962-63, 1963-64, 1964-65
40	Adrian Dantley	1973-74, 1974-75, 1975-76
40	Collis Jones	1968-69, 1969-70, 1970-71
34	Tom Hawkins	1956-57, 1957-58, 1958-59
33	Ron Reed	1962-63, 1963-64, 1964-65
32	BONZIE COLSON	2014-15, 2015-16, 2016-17
32	Jack Cooley	2009-10, 2010-11, 2011-12, 2012-13
32	Ryan Humphrey	2000-01, 2001-02
31	Torin Francis	2002-03, 2003-04, 2004-05, 2005-06
29	Toby Knight	1973-74, 1974-75, 1975-76, 1976-77
27	John Shumate	1972-73, 1973-74
25	Armand Reo	1959-60, 1960-61, 1961-62
25	Zach Auguste	2012-13, 2013-14, 2014-15, 2015-16

FORMER STANDOUTS RETURN TO THE IRISH BENCH:

The 2016-17 season marked the most significant shake up of Mike Brey's staff at Notre Dame, when Martin Ingelsby accepted the head coaching position at Delaware while Anthony Solomon moved to an assistant position at Georgetown (he is now currently at Dayton).

Brey immediately looked to his former players, hiring 2002 Notre Dame graduate and All-American Ryan Humphrey and 2009 standout shooting guard Ryan Ayers to fill his two coaching vacancies. Three-time team captain Eric Atkins, a 2014 Notre Dame graduate, then came aboard as the video coordinator.

Joining long time director of basketball operations Harold Swanagan (2002 Notre Dame graduate), Brey's staff now features four of his former players on the game day bench.

Here is a breakdown of the Irish staff members and their statistics at Notre Dame (Humphrey played his first two seasons at Oklahoma, those numbers are not included here).

	G-GS	FG-A	Pct.	3FG-3A	Pct.	FTM-FTA	Reb	Avg	Ast.	Stl.	Blk.	Pts	Avg
Ayers	117-51	257-590	.436	170-401	.424	79-101	284	2.4	106	72	47	763	11.1
Atkins	133-105	480-1149	.418	178-469	.380	283-412	343	2.6	589	249	12	1421	10.7
Humphrey	60-60	397-801	.495	8-21	.381	195-344	597	10.0	121	54	166	997	16.6
Swanagan	127-78	301-529	.569	0-2	.000	182-296	587	4.6	113	72	49	784	6.2
TOTALS	437-294	1435-3069	.468	356-893	.399	739-1153	1811	4.1	929	447	274	3965	9.1

NCAA STATISTICAL LEADER

Notre Dame finished the 2016-17 season with an 80.0% team free throw percentage, setting an ACC record and leading the country in that category. It also is the 10th-best all-time in the history of NCAA basketball (Harvard holds the record of 82.2 in 1983-84).

It marks the fourth time a Mike Brey coached team has led the country in a statistical category. A rundown of Notre Dame's NCAA statistical championships:

Category	Statistic	Season
Free Throw Percentage	80.0	2016-17
Fewest Fouls	15.11/g	2015-16
Fewest Turnovers	9.53/g	2008-09
Assist/Turnover Ratio	1.75	2008-09

BACK-TO-BACK IN-SEASON TOURNAMENT MVPs FOR FARRELL

Safe to say that senior guard Matt Farrell embraces the competition of in-season tournaments. The Bridgewater, N.J., native enjoyed his break out performances at the 2016 Legends Classic in the Barclays Center, earning tournament MVP honors.

He stepped up another level at the 2017 Maui Jim Maui Invitational, leading the Irish through three victories - including a career-high 27 points against Chaminade and the play of the game in the rally over No. 6/6 Wichita State, stealing an in-bounds pass with less than a minute remaining and finding Bonzie Colson to cut the Shocker lead to one point.

In the past two in-season tournaments, Farrell is averaging 19.4 ppg, shooting .482 from 3FG and averaging 5.4 apg.

Tournament	Opponent	FG	3FG	FT	REB	F	PTS	A	TO	BLK	STL	MIN
2016 Legends Classic	Colorado	7-13	2-4	4-4	0-1-1	3	20	6	0	0	3	32
2016 Legends Classic	Northwestern	5-11	2-4	6-6	1-2-3	2	18	6	1	0	1	34
Tournament Totals		12-25	4-8	10-10	1-3-4	5	38	12	2	0	4	66
Tournament Average		.480	.500	1.000	2.0		19.0	6.0	1.5		2.0	33
2017 Maui Invitational	Chaminade	9-12	4-7	5-7	0-0-0	2	27	4	4	0	1	30
2017 Maui Invitational	LSU	5-14	4-10	3-3	0-1-1	0	17	7	1	0	1	31
2017 Maui Invitational	Wichita State	6-14	2-4	1-1	0-4-4	1	15	4	5	0	3	39
Tournament Totals		20-40	10-21	9-11	0-5-5	3	59	15	10	0	5	100
Tournament Average		.500	.476	.818	1.6		19.6	5.0	3.3	0	1.6	33.3
All Tourney Totals		32-65	14-29	19-21	1-8-9	8	97	27	12	0	9	166
All Tourney Average		.492	.482	.904	1.8		19.4	5.4	2.4		1.8	33.2

TEAM ACC STAT RANKINGS

AS OF JAN. 11, 2018

1	Free Throw Percentage	.761
3	Assist/Turnover Ratio	1.50
3	Turnover Margin	+3.12
4	Scoring Margin	+14.4
5	3FG Percentage	.382
6	Assists Per Game	14.53
6	Field Goal Percentage	.473
6	Field Goal Percentage Defense	.400
6	Scoring Offense	78.2
6	Scoring Defense	63.9
6	Steals Per Game	7.41
8	3FG Made Per Game	7.88
8	Total Rebounds Per Game	36.6
9	Opponent Rebounds Per Game	34.1
10	Blocked Shots	4.29
11	3FG Percentage Defense	.338
11	Rebounding Margin	+2.5

TEAM NCAA STAT RANKINGS

AS OF JAN. 11, 2018

1	Personal Fouls Per Game	12.7
2	Fewest Fouls	216
6	Turnovers Per Game	9.7
10	Fewest Turnovers	165
14	Assist/Turnover Ratio	1.50
19	Scoring Margin	14.4
25	Scoring Defense	63.9
30	Free Throw Percentage	76.1
35	Win/Loss Percentage	76.5
39	Field Goal Percentage Defense	40.0
41	Turnover Margin	3.1

2017-18 SIGNING DAY

The University of Notre Dame men's basketball team and Glenn and Stacey Murphy Head Men's Basketball Coach Mike Brey announced the signing of four highly rated student-athletes to National Letters of Intent to attend the University and compete in basketball starting in the 2018-19 season on Nov. 8, 2017.

Among the national recruiting services rankings, the class is ranked third by ESPN, seventh by 24/7 Sports and 11th by Rivals.

ROBBY CARMODY

Guard | 6-4 | 200
Mars, PA
Mars Area High School
ESPN 80 | Rivals 87 | 24/7 82

CHRIS DOHERTY

Forward | 6-7 | 225
Marlborough, MA
Marlborough High School

DANE GOODWIN

Guard | 6-5 | 205
Upper Arlington, OH
Upper Arlington High School
ESPN 77 | Rivals 106 | 24/7 85

PRENTISS HUBB

Guard | 6-3 | 175
Upper Marlboro, MD
Gonzaga College High School
ESPN 91 | Rivals 84 | 24/7 67

NATE LASZEWSKI

Forward | 6-10 | 205
Jupiter, FL
Northfield Mount Hermon (MA)
ESPN 51 | Rivals 70 | 24/7 91

NOTRE DAME BASKETBALL RADIO NETWORK

The Notre Dame Basketball Radio Network is produced by Fighting Irish Media and features play-by-play announcer Jack Nolan, in his 36th year of announcing Notre Dame basketball on radio or television and three Irish alumni as analysts: LaPhonso Ellis ('92), Jordan Cornette ('05) and Zach Hillesland ('09).

NOTRE DAME BASKETBALL RADIO NETWORK AFFILIATES

Online	WatchND.tv
Sirius/XM	Channel TBA On A Game-By-Game Basis
South Bend, IN	WSBT AM 960/FM 96.1
Chicago, IL	ESPN AM 1000
Indianapolis, IN	WXNT AM 1430
Fort Wayne, IN	WFGA FM 106.7
Michigan City/Gary, IN	WEFM FM 95.9
Woodstock, Ontario	CJFH-FM FM 94.3
Rockford, IL	WLUV AM 1520
Wheeling, WV	WKKX AM 1600

NOTRE DAME EARNS ANOTHER ARENA DEDICATION GAME IN STATE OF ILLINOIS

Notre Dame's season-opening 72-58 victory at DePaul on Saturday, November 11, marked the dedication game of Wintrust Arena in downtown Chicago. The win marked Notre Dame's second consecutive victory in an arena dedication game in the state of Illinois, as the Irish defeated Illinois 84-79 in the State Farm Center dedication on Dec. 2, 2015 (also a part of the ACC-Big Ten Challenge that season).

The Irish have now participated in the opening of five arenas on the road in program history. Here is a list of those contests, which also includes the Joyce Center/Purcell Pavilion dedication game with UCLA in 1968.

Hinkle Fieldhouse	3/7/1928	Butler	L (OT)	13	21
Scandlon Physical Education Center*	12/3/1968	King's College	W	84	54
Joyce Center (now Purcell Pavilion)	12/7/1968	UCLA	L	75	88
Athletics-Recreation Center	12/9/1984	Valparaiso	W	88	57
State Farm Center	12/2/2015	Illinois	W	84	79
Wintrust Arena	11/11/2017	DePaul	W	72	58

* - was also the first game of the 1968-69 season.

November 11, 2017, was not the first dedication that has taken place during a Notre Dame - DePaul game. On December 14, 2003, the Irish and Blue Demons met at Allstate Arena for the dedication of Ray and Marge Meyer Court - honoring the Hall of Fame DePaul coach and former Irish basketball team captain. Notre Dame won that meeting 82-69.

Also on January 29, 1934, Notre Dame was part of the first college basketball doubleheader ever played in Madison Square Garden. The Irish lost to NYU 18-26, while St. John's lost to Westminster 37-33 in front of 16,138 fans.

NOTRE DAME - NORTH CAROLINA SERIES HISTORY

7-21, Home 2-4, Away 1-4, Neutral 4-13, Overtime 0-1, ACC Play 3-4)

Date	ND Rank	Opp Rank	W/L	ND	Opponent	City	Site
2/15/1958	17 / 15	11 / 10	W	89	70	Chicago, IL	Chicago Stadium
12/19/1958		10 / t14	L	77	81	Louisville, KY	Freedom Hall
1/3/1959		4 / 5	L	54	69	Charlotte, NC	Bojangles Coliseum
1/2/1960		NR / 11	L	65	75	Charlotte, NC	Bojangles Coliseum
1/7/1961		6 / 5	L	71	73	Charlotte, NC	Bojangles Coliseum
1/6/1962			L	80	99	Charlotte, NC	Bojangles Coliseum
1/5/1963		NR / 14	L (OT)	68	76	Notre Dame, IN	Fieldhouse
1/4/1964		NR / t19	L	68	78	Greensboro, NC	Greensboro Coliseum
2/19/1972		3 / 3	L	74	99	New York, NY	Madison Square Garden
3/24/1973		11 / 12	W	78	71	New York, NY	Madison Square Garden
3/17/1977	10 / NR	5 / 3	L	77	79	College Park, MD	Cole Field House
3/16/1985			L	58	60	Notre Dame, IN	Purcell Pavilion
1/26/1986	16 / 15	1 / 1	L	61	73	Chapel Hill, NC	Dean Smith Center
2/1/1987		1 / 1	W	60	58	Notre Dame, IN	Purcell Pavilion
3/19/1987	18 / 18	2 / 3	L	68	74	East Rutherford, NJ	Izod Center
1/5/1991		7 / 7	L	47	82	East Rutherford, NJ	Izod Center
1/11/1992		8 / 7	W	88	76	New York, NY	Madison Square Garden
2/23/1993		3 / 3	L	56	85	Chapel Hill, NC	Dean Smith Center
2/23/1994		4 / 4	L	71	80	Notre Dame, IN	Purcell Pavilion
11/26/2008	8 / 8	1 / 1	L	87	102	Laihaina, HI	Laihaina Civic Center
2/8/2014			L	62	73	Notre Dame, IN	Purcell Pavilion
3/3/2014		14 / 14	L	61	63	Chapel Hill, NC	Dean Smith Center
1/5/2015	13 / 12	18 / 17	W	71	70	Chapel Hill, NC	Dean Smith Center
3/14/2015	11 / 9	19 / 19	W	90	82	Greensboro, NC	Greensboro Coliseum
2/6/2016		2 / 1	W	80	76	Notre Dame, IN	Purcell Pavilion
3/11/2016		7 / 7	L	47	78	Washington, DC	Verizon Center
3/27/2016		3 / 3	L	74	88	Philadelphia, PA	Wells Fargo Center
2/4/2017	20 / 18	12 / 10	L	76	83	Greensboro, NC	Greensboro Coliseum

NOTRE DAME MEN'S BASKETBALL COACHING HISTORY

Coach	Wins	Losses	Ties	Win %	Total Games	NCAA Appearances	NCAA Tournament Wins	Total Seasons	Seasons Coached
MIKE BREY	395	191	0	.675	586	12	13	18	2000-01 – current
Digger Phelps	393	197	0	.666	590	14	15	20	1971-72 – 1990-91
George E. Keogan	332	100	1	.767	433	0	0	20	1923-24 – 1942-43
John Jordan	199	131	0	.603	330	6	8	13	1951-52 – 1963-64
John Dee	116	80	0	.592	196	4	2	7	1964-65 – 1970-71
John MacLeod	106	124	0	.461	230	0	0	8	1991-92 – 1998-99
Moose Krause	87	48	0	.644	135	0	0	6	1943-44, 1946-47 – 1950-51
Bertram Maris	78	20	0	.780	98	0	0	5	1907-08 – 1911-12
Jesse Harper	46	30	0	.605	76	0	0	6	1913-14 – 1918-19

NCAA ACTIVE COACHING WINS - AT CURRENT SCHOOL

as of Jan. 8, 2018

	Wins	Coach	School
1	1011	Mike Krzyzewski	Duke
2	915	Jim Boeheim	Syracuse
3	592	Greg Kampe	Oakland
4	559	Tom Izzo	Michigan State
5	540	Bob McKillop	Davidson
6	517	Mark Few	Gonzaga
7	428	Bill Self	Kansas
8	421	Phil Martelli	St. Joseph's
9	410	Roy Williams	North Carolina
10	400	Jay Wright	Villanova
11	395	MIKE BREY	Notre Dame
12	375	Rick Byrd	Belmont

NCAA ACTIVE COACHING WINS AT DIVISION I LEVEL

as of Jan. 8, 2018

	Wins	Coach	School
1	1084	Mike Krzyzewski	Army, Duke
2	915	Jim Boeheim	Syracuse
3	828	Roy Williams	Kansa, North Carolina
4	761	Bob Huggins	Akron, Cincinnati, Kansas State, West Virginia
5	742	Cliff Ellis	Coastal Carolina, Clemson, Auburn, South Alabama
6	706	John Calipari	Kentucky, Massachusetts, Memphis
7	645	Rick Barnes	Clemson, George Mason, Providence, Tennessee, Texas
8	635	Bill Self	Illinois, Kansas, Oral Roberts, Tulsa
9	613	Lon Kruger	Florida, Illinois, Kansas State, Oklahoma, UTRGV
10	608	Dana Altman	Creighton, Kansas State, Marshall, Oregon
11	594	Jim Larranaga	Bowling Green, George Mason, Miami (FL)
12	586	Tubby Smith	Georgia, Kentucky, Memphis, Minnesota, Texas Tech, Tulsa
13	559	Tom Izzo	Michigan State
14	547	Fran Dunphy	Penn, Temple
15	540	Bob McKillop	Davidson
16	522	Jay Wright	Hofstra, Villanova
	522	John Beilein	Canisius, Michigan, Richmond, West Virginia
18	521	Larry Eustachy	Colorado State, Idaho, Iowa State, Southern Mississippi, Utah State
19	517	Mark Few	Gonzaga
20	516	Leonard Hamilton	Florida State, Miami (FL), Oklahoma State
21	494	MIKE BREY	Delaware, Notre Dame
22	493	Kelvin Sampson	Houston, Indiana, Oklahoma, Washington State
	493	Steve Alford	Iowa, Missouri State, New Mexico, UCLA
24	479	Kevin Stallings	Illinois State, Pittsburgh, Vanderbilt

MIKE BREY, HEAD COACH

18th Season at ND | George Washington '82 | Career Record: 494-244 | ND Record: 395-191



In 17 seasons as the men's basketball coach at the University of Notre Dame, Mike Brey has guided the Fighting Irish to 395 victories and is the all-time winningest men's basketball coach in school history.

The Irish are enjoying a recent stretch of success that ranks among the best in the 112-year history of basketball under the Golden Dome. Notre Dame was the only school in the nation to make back-to-back appearances in the NCAA Championship Elite Eight at the end of the 2015 and 2016 seasons, claimed an Atlantic Coast Conference title in 2015 and has made two ACC title game appearances in four years of ACC competition.

Brey was named head coach at Notre Dame on July 14, 2000. In his first season with the Irish, his team claimed the 2001 BIG EAST West Division championship and returned to the NCAA Championship for the first time in 12 seasons. Notre Dame soon became a regular in the NCAA tournament by making 12 appearances in 17 seasons with Brey on the sidelines.

In 2011, Brey was the recipient of both the Associated Press and the Henry Iba/USBWA National Coach of the Year award. He was named BIG EAST Coach of the Year in 2007, 2008 and 2011 and three of his players have been named BIG EAST Player of the Year.

Before arriving at Notre Dame, Brey was the head basketball coach at the University of Delaware, where he compiled a 99-52 mark from 1995-2000 and won America East Co-Coach of the Year honors in 1998. Prior to his time at Delaware, he was an assistant coach at Duke University. During his eight years at Duke, the Blue Devils advanced to the Final Four six times and won back-to-back national championships in 1991 and 1992.

Brey graduated from George Washington University in 1982. He played for and coached with legendary high school coach Morgan Wootten at DeMatha High School.

Brey serves on the Coaches vs. Cancer National Council and has helped raise over two million dollars for the organization. He has also partnered with the American Heart Association to create the Men of Heart initiative, raising funds and awareness for men's heart health. Brey is on the National Advisory Board of the Positive Coaching Alliance. He has been inducted into the University of Delaware and George Washington University Halls of Fame.

HONORS AND AWARDS

- 2011 AP, Henry Iba, Basketball Times, CollegeInsider.com National Coach of the Year
- 2007, 2008 & 2011 BIG EAST Coach of the Year
- 2008 Inaugural Skip Prosser Award
- 2006 University of Notre Dame Honorary Monogram
- George Washington and Delaware Athletics Hall of Fame

TEAM ACCOMPLISHMENTS

- 2015 ACC Champions
- 2015 & 2016 NCAA Elite Eight
- 14 NCAA Championship Appearances (12 at Notre Dame)
- 19 Postseason Appearances - Notre Dame: 12 NCAA, 4 NIT | Delaware: 2 NCAA, 1 NIT
- 3 Conference Players of the Year
- 6 NBA Draft Selections
- 19 All-Conference Selections

IN OVERTIME

Team	Date	W/L	ND	Opp	Ots
at Georgetown	2/9/02	W	116	111	4
at Boston College	1/25/03	W	101	96	1
Georgetown	2/1/03	W	93	92	2
at Pittsburgh	1/4/06	L	97	100	2
Georgetown	1/24/06	L	82	85	2
at Louisville	2/4/06	L	86	89	1
at Connecticut	2/21/06	L	74	75	1
at Michigan	3/20/06	L	84	87	2
Providence	1/31/08	W	81	74	1
at Louisville	1/12/09	L	73	87	1
at Louisville	2/17/10	L	89	91	2
at Marquette	3/6/10	W	63	60	1
vs. Georgia	11/25/10	W	89	83	2
Louisville	2/9/11	W	89	79	1
vs. Louisville	3/11/11	L	77	83	1
at Louisville	1/7/12	W	67	65	2
at Villanova	2/18/12	W	74	70	1
vs. USF	3/8/12	W	57	53	1
vs. Saint Joseph's	11/16/12	L	70	79	1
at DePaul	2/2/13	W	79	71	1
Louisville	2/9/13	W	104	101	5
DePaul	2/13/13	W	82	78	1
Canisius	12/29/13	W	87	81	1
Boston College	2/1/14	W	76	73	1
Clemson	2/11/14	W	68	64	2
Pittsburgh	3/1/14	L	81	85	1
Michigan State	12/3/14	W	79	78	1
Georgia Tech	1/3/15	W	83	76	2
at NC State	1/25/15	W	81	78	1
vs. Butler	3/21/15	W	67	64	1
vs. Duke	3/10/16	W	84	79	1
at Pittsburgh	12/31/16	W	78	77	1
vs. Indiana	12/16/17	L	77	80	1
Total			22-11		
			.667		

IN GAMES DECIDED BY ...

1 point	17-14
2 points	13-16
3 points	23-21
4 points	16-13
5 points	17-11
6 points	19-9
7 points	24-17
8 points	17-13
9 points	15-6
10 points	16-7
11-15 points	72-36
16-20 points	39-20
21-30 points	54-8
31-40 points	38-0
41-50 points	14-0
50+ points	1-0
Total	395-191

MIKE BREY YEAR-BY-YEAR AT NOTRE DAME

Year	Conference	Overall	Home	Away	Neutral	Ranked Teams	Conference	Conference Finish	Conference Tournament	Post Season
2000-01	Big East	20-10	12-4	6-4	2-2	4-3	11-5	1st - West	0-1 - QF	NCAA: 1-1 - 2nd Round
2001-02	Big East	22-11	9-4	8-4	5-3	3-6	10-6	2nd - West	1-1 - SF	NCAA: 1-1 - 2nd Round
2002-03	Big East	24-10	14-2	4-5	6-3	5-6	10-6	t-3rd - West	0-1 - QF	NCAA: 2-1 - Sweet 16
2003-04	Big East	19-13	11-7	6-5	2-1	2-8	9-7	7th	1-1 - QF	NIT: 2-1 - QF
2004-05	Big East	17-12	13-5	4-6	0-1	2-5	9-7	6th	0-1	NIT: 0-1
2005-06	Big East	16-14	12-5	4-7	0-2	1-7	6-10	t-11th	0-1	NIT: 1-1 - 2nd Round
2006-07	Big East	24-8	18-0	3-5	3-3	4-2	11-5	4th	1-1 - SF	NCAA: 0-1
2007-08	Big East	25-8	17-0	5-4	3-4	2-6	14-4	t-2nd	0-1 - QF	NCAA: 1-1 - 2nd Round
2008-09	Big East	21-15	15-3	3-8	3-4	3-9	8-10	t-9th	1-1 - QF	NIT: 3-1 - SF
2009-10	Big East	23-12	17-3	3-6	3-3	4-4	10-8	t-7th	2-1 - SF	NCAA: 0-1
2010-11	Big East	27-7	17-0	5-4	5-3	8-3	14-4	2nd	1-1 - SF	NCAA: 1-1 - 2nd Round
2011-12	Big East	22-12	16-1	5-5	1-6	5-5	13-5	3rd	1-1 - SF	NCAA: 0-1
2012-13	Big East	25-10	18-1	4-5	3-4	5-4	11-7	t-5th	2-1 - SF	NCAA: 0-1
2013-14	ACC	15-17	13-6	1-9	1-2	1-5	6-12	t-11th	0-1	—
2014-15	ACC	32-6	18-2	7-2	8-2	8-3	14-4	3rd	3-0 - C	NCAA: 3-1 - Elite Eight
2015-16	ACC	24-12	14-2	5-5	5-5	4-6	11-7	4th	1-1 - SF	NCAA: 3-1 - Elite Eight
2016-17	ACC	26-10	16-2	5-4	5-4	4-9	12-6	t-2nd	2-1 - F	NCAA: 1-1 - 2nd Round
2017-18	ACC	13-4	7-1	3-2	3-1	1-1	3-1			
Totals		395-191 (.675)	257-48 (.843)	81-90 (.473)	58-53 (.523)	66-92 (.420)	ACC: 46-30 (.605)	Avg Finish: 5.2	ACC: 6-2 (.665)	NCAA: 13-12 (.520)

QF - Quarterfinals | SF - Semifinals | F - Finalist | C - Champion



O
Rex Pflueger
 Guard | 6-6 / 206 | Junior
 Dana Point, CA | Mater Dei

MIKE BREY ON PFLUEGER

"Rex will have an increased offensive role this year. He also will have an increased leadership role but he can never forget the great defensive player he is and we will need that this year as well."

HONORS AND AWARDS

- 2017 Notre Dame Defensive Player of the Year
- 2016-17 All-ACC Academic Team
- 2016, 2017 ACC Academic Honor Roll

2017-18

- Will draw the assignment to defend opposing team's best perimeter scorer.
- Named team captain on January 3, 2018.
- Fought through flu symptoms in the loss at Georgia Tech to play 35 minutes, finishing with six assists but did not score for the first time in 2017-18 and first time since March 4, 2017 at Louisville.
- Played all 40 minutes of the hard-fought victory at Syracuse, finishing with 12 points and seven rebounds.
- Scored a personal ACC-game high of 16 points, with four rebounds and four assists in the victory over NC State.
- Filled up the stat sheet in impressive fashion in the ACC opener against Georgia Tech with 11 points, seven rebounds and six assists (matching his career high).
- Established a new career-high for points in a game with 17 against Southeastern Louisiana, matching his career-best with three three-point field goals while also collecting five rebounds and three steals.
- Posted 13 points and six rebounds in the victory over Dartmouth.
- Scored all 10 of his points at Delaware in the second half, helping the Irish build on a halftime lead and eventually defeat the Blue Hens by 24 points.
- Continued to flash his defensive prowess against St. Francis Brooklyn - matching his career high with four steals vs. the Terriers. Pflueger has now posted at least one steal in seven of Notre Dame's eight games, including four multiple steal games.
- Scored 15 points at No. 3/3 Michigan State, shooting 6-of-7 from the floor, 3-of-4 from three-point range while adding two steals.
- Earned first career double-double against Mount St. Mary's, collecting 10 rebounds to go with 13 points, five assists and two steals.
- Grabbed a career-best eight rebounds and played a career-high 36 minutes in the season-opening victory at DePaul.

2016-17

- Key part of Notre Dame's defensive efforts during the run to the ACC Championship game, grabbing 14 rebounds with four steals in the three tournament games.
- Logged a career-high 35 minutes in the victory over Georgia Tech, scoring six points with four rebounds and three assists.
- First start of the season - and second of career - came vs. Wake Forest, playing 26 minutes with three rebounds and a career-best matching three blocked shots.
- Tipped a missed shot to V.J. Beachem with 0:28 remaining at Boston College, allowing Beachem to put the Irish ahead by four points from the free throw line in an eventual 84-76 win.
- Drive and dish to Bonzie Colson with 1:00 remaining broke a 70-70 tie in Notre Dame's eventual 75-70 victory over Clemson.
- Began the season with 11 consecutive games and 218 minutes without committing a turnover. The streak ended in the first half against Saint Peter's.
- Matched his career-high for three-point field goals in the victory over Fort Wayne, shooting 3-of-5 from three-point range for nine points, while also playing a season-high 26 minutes.
- Posted career-highs for rebounds (five), assists (five) and blocks (three) in the victory over North Carolina A&T.
- Returned to the lineup against Iowa and helped hold Hawkeyes leading scor-

PFLUEGER GAMES WITH...

Category	17-18	Career
Double Figure Pts	9	12
20-Plus Points	0	0
30-Plus Points	0	0
10-Plus Rebounds	1	1
10-Plus Assists	0	0
Double-Double	1	1

- er Peter Jok to 4-20 shooting and 15 points.
- Did not play against Chicago State to rest bruised ribs suffered Nov. 18 vs. Loyola Maryland.
- Filled up the stat sheet against vs. Loyola Maryland with seven points, three rebounds, two assists and two steals.
- Set career-highs for points (12) and field goals made (five) in the 92-49 victory over Seattle.
- Scored six points with three assists and three rebounds as the sixth man in the season-opening victory over Bryant.

2015-16

- Tipped in the game-winning rebound with 1.5 seconds remaining vs. Stephen F. Austin (3/20/16) in Notre Dame's 76-75 NCAA second round victory. It marked the lone field goal of the game for Pflueger (1-2) in 14 minutes of action.
- Iced the NCAA first round victory over Michigan (3/18/16), converting two free throws with .5 seconds remaining to provide the seven-point winning margin, giving him four points scored in Notre Dame's final two seconds of its first two NCAA tournament wins last season.
- Stepped up both on defense and offense vs. NC State (3/11/16) with a career-high four steals and a career-high three three-point field goals on the way to nine points in 24 minutes.
- Staked his bid for more playing time in 2015-16 with seven points, two blocks and two assists during Notre Dame's 95-91 victory at Duke (1/16/16), playing a then season-high 23 minutes.
- Saw a steady increase in playing time after the Duke game, culminating in a career game vs. Boston College (1/23/16) with 32 minutes played, 11 points and three rebounds.
- Earned first career start at Syracuse (1/28/16), playing 28 minutes and dish-ing out a career-best six assists.

PERSONAL

- Full name is Charles Rex Pflueger.
- Born in Mission Viejo, California.
- Son of Russell and Rebecca Pflueger with older brother, Devon.
- Enrolled in the Mendoza College of Business with a major in marketing.

PFLUEGER GAME-BY-GAME STATISTICS

	Opponent	FG-A	3FG-A	FT-A	O-D-R	PF	TP	A	TO	B	S	Min
11/11	*at DePaul	1-6	1-5	0-0	1-8-9	1	3	0	3	0	1	36
11/13	*Mount St. Mary's	3-8	0-0	7-8	4-6-10	1	13	5	0	0	2	33
11/16	*Chicago State	2-4	1-2	2-2	1-1-2	3	7	1	4	0	1	28
11/20	*vs. Chaminade	1-7	1-3	1-2	0-3-3	2	4	4	1	0	2	31
11/21	*vs. LSU	2-5	0-2	2-2	2-2-4	3	6	3	1	0	0	26
11/22	*vs. Wichita State	1-4	0-1	2-2	0-2-2	2	4	1	1	1	1	32
11/30	*at Michigan State	6-7	3-4	0-0	0-0-0	2	15	3	2	0	2	31
12/3	*St. Francis Brooklyn	4-9	0-1	0-2	4-3-7	1	8	2	1	1	4	30
12/5	*Ball State	4-8	2-4	1-1	2-1-3	1	11	3	1	0	3	35
12/9	*at Delaware	4-9	1-2	1-1	0-2-2	2	10	1	0	0	0	31
12/16	*vs. Indiana	1-8	0-3	0-0	1-1-2	4	2	4	1	0	1	37
12/19	*Dartmouth	5-9	0-2	3-3	2-4-6	1	13	1	0	0	0	39
12/21	*SE Louisiana	5-10	3-6	4-4	0-5-5	2	17	3	0	0	3	33
12/30	*Georgia Tech	3-6	2-4	3-4	0-7-7	4	11	6	1	0	1	34
1/3	*NC State	5-9	2-5	4-6	1-3-4	2	16	4	0	1	1	31
1/6	*at Syracuse	4-9	2-4	2-2	3-4-7	1	12	1	2	0	1	40
1/10	*at Georgia Tech	0-8	0-2	0-0	2-1-3	2	0	6	2	0	2	35
1/13	North Carolina											
1/16	Louisville											
1/20	at Clemson											
1/27	Virginia Tech											
1/29	at Duke											
2/3	at NC State											
2/6	Boston College											
2/10	Florida State											
2/12	at North Carolina											
2/17	at Boston College											
2/19	Miami (FL)											
2/24	at Wake Forest											
2/28	Pittsburgh											
3/3	at Virginia											

* - game started

PFLUEGER SEASON/CAREER HIGHS

Category	17-18 Season	Career
Points	17 SE Louisiana (12/21/17)	17 SE Louisiana (12/21/17)
Rebounds	10 Mount St. Mary's (11/13/17)	10 Mount St. Mary's (11/13/17)
Assists	6 twice	6 three times
Steals	4 St. Francis Brooklyn (12/3/17)	4 twice
Blocks	1 St. Francis Brooklyn (12/3/17)	3 twice
FGM	6 at Michigan State (11/30/17)	6 at Michigan St. (11/30/17)
3FGM	3 twice	3 four times
FTM	7 Mount St. Mary's (11/13/17)	7 Mount St. Mary's (11/13/17)
Minutes	40 at Syracuse (1/6/18)	40 at Syracuse (1/6/18)

CAREER STATISTICS

Season	gp-gs	min/avg	Total		3-Point		F-Throws		Rebounds				Scoring							
			fg-fga	pct	fg-fga	pct	ft-fta	pct	off	def	tot	avg	pf	fo	ast	to	blk	stl	pts	avg
2015-16	30-1	398/13.3	21-55	.382	8-25	.320	20-21	.952	10	30	40	1.3	40	0	32	10	7	18	70	2.3
2016-17	35-11	750/21.4	59-133	.444	27-68	.397	19-29	.655	18	78	96	2.7	60	0	53	24	12	31	164	4.7
2017-18	17-17	562/33.1	51-126	.405	18-50	.360	32-39	.821	23	53	76	4.5	34	0	48	20	3	25	152	8.9
TOTAL	82-29	1710/20.9	131-314	.417	53-143	.371	71-89	.798	51	161	212	2.6	134	0	133	54	22	74	386	4.7

CONFERENCE STATISTICS

Season	gp-gs	min/avg	Total		3-Point		F-Throws		Rebounds				Scoring							
			fg-fga	pct	fg-fga	pct	ft-fta	pct	off	def	tot	avg	pf	fo	ast	to	blk	stl	pts	avg
2015-16	17-1	296/17.4	16-39	.410	6-18	.333	18-19	.947	5	22	27	1.6	30	0	25	4	5	14	56	3.3
2016-17	18-6	395/21.9	26-64	.406	14-37	.378	12-18	.667	9	40	49	2.7	38	0	30	18	5	15	78	4.3
2017-18	4-4	140/35.0	12-32	.375	6-15	.400	9-12	.750	6	15	21	5.3	9	0	17	5	1	5	39	9.8
TOTAL	39-11	831/21.3	54-135	.400	26-70	.371	39-49	.796	20	77	97	2.5	77	0	72	27	11	34	173	4.4



1

Austin Torres

Forward | 6-7 / 235 | Graduate
Granger, IN | Penn

MIKE BREY ON TORRES

"Austin will continue to be our energy guy off the bench, whether it is four minutes, eight minutes or 10 minutes he will come in, defend, run the floor and play post defense. He really understands his role and it will be an important one for us."

HONORS AND AWARDS

- 2017 Notre Dame Knute Rockne Scholar-Athlete
- 2016 ACC Academic Honor Roll

2017-18

- Made first start of the season – and second of his career – in place of the injured Matt Farrell in the victory at Syracuse on Jan. 6, 2018.
- Stepped up with his best performance of the season after the loss of Bonzie Colson to injury against NC State, playing a season-high 16 minutes with five points, four rebounds and drew two charges.
- Made his season debut against Chicago State on Nov. 11, playing eight minutes and pulling down three rebounds.
- Missed the first two exhibition games of the season recovering from a stress fracture in his right leg. A full participant in practice as of Nov. 6.

2016-17

- The first Irish 'big man' off the bench, capable of adding instant energy and a defensive presence.
- Made his first career start at North Carolina (game played in Greensboro, N.C.).
- Announced on Jan. 19, 2017, at the Mike Brey Radio Show, his intention to return for a fifth year of eligibility in 2017-18 and pursue an MBA in the Mendoza College of Business.
- Focuses on playing short minutes at his highest effort on the defensive end.
- Provided huge minutes off the bench in the quick turnaround at Virginia Tech, playing nine minutes with four points and three rebounds.
- Played perhaps his best game in a Notre Dame uniform at Miami, scoring a season-high eight points on 4-of-5 shooting with two offensive rebounds
- Made a huge impact in four minutes against No. 9/9 Louisville, stealing a pass on the first possession on which he entered the game, eventually scoring six points with two blocks.
- Dished out a career-best three assists in the victory over North Carolina A&T.
- Scored a season high five points in the Legends Classic title game with North-western.
- Matched his career high in rebounds by pulling down six in the Legends Classic semifinal with Colorado.
- Played a then-season high 12 minutes vs. Loyola Maryland with two points, two assists and two rebounds.

2015-16

- Provided instant energy off the Irish bench.
- Played a season-high 14 minutes at Virginia.

TORRES GAMES WITH...

Category	17-18	Career
Double Figure Pts	0	1
20-Plus Points	0	0
30-Plus Points	0	0
10-Plus Rebounds	0	0
10-Plus Assists	0	0
Double-Double	0	0

2014-15

- Played in 27 contests in second season with Irish program after not seeing action during his freshman season in 2013-14.
- Averaged 2.1 ppg.(55 points) and 1.6 rebounds (28 rebounds) in 7.1 minutes per game.
- Played in 14 ACC contests and averaged 5.4 minutes in those games.
- Played 10-plus minutes in 10 contests.
- Reached double figures for the first time in his career against Purdue at the Crossroads Classic in Indianapolis, as he finished with 11 points.

PERSONAL

- Full name is Austin Michael Torres.
- Born in South Bend, Indiana.
- Son of Rick and Brenda Torres with younger brother, Anthony and younger sister, Alyssa.
- Mother Brenda is a Notre Dame graduate and played soccer for the Fighting Irish women's soccer team (1990-93).
- Grandfather Bernie Gorski attended Notre Dame.
- Represents men's basketball team on Notre Dame Student-Athlete Advisory Council (SAAC).
- Graduated in May of 2017 with a degree in management consulting from the Mendoza College of Business. Currently focused on graduate studies toward an eventual MBA.

TORRES GAME-BY-GAME STATISTICS

	Opponent	FG-A	3FG-A	FT-A	O-D-R	PF	TP	A	TO	B	S	Min
11/11	at DePaul				DNP							
11/13	Mount St. Mary's				DNP							
11/16	Chicago State	0-0	0-0	0-2	0-3-3	2	0	1	0	1	0	8
11/20	vs. Chaminade	1-1	0-0	0-0	0-1-1	0	2	0	0	1	0	7
11/21	vs. LSU	0-0	0-0	0-0	0-0-0	0	0	0	0	1	0	3
11/22	vs. Wichita State	0-0	0-0	0-0	2-0-2	0	0	0	0	0	0	4
11/30	at Michigan State	1-1	0-0	0-0	1-0-1	4	2	0	1	0	0	9
12/3	St. Francis Brooklyn	0-1	0-0	0-0	1-1-2	1	0	0	1	1	1	9
12/5	Ball State	0-0	0-0	0-0	0-0-0	1	0	0	0	0	0	1
12/9	at Delaware	1-1	0-0	0-0	0-1-1	2	2	1	0	0	0	8
12/16	vs. Indiana	0-0	0-0	0-2	0-0-0	0	0	0	0	0	0	2
12/19	Dartmouth				DNP							
12/21	SE Louisiana	2-3	0-0	0-0	0-2-2	1	4	0	1	0	0	9
12/30	Georgia Tech				DNP							
1/3	NC State	2-2	0-0	1-1	1-3-4	2	5	0	1	1	2	16
1/6	*at Syracuse	1-1	0-0	0-0	0-0-0	2	2	0	1	0	0	14
1/10	at Georgia Tech	1-2	0-0	0-0	0-1-1	1	2	2	1	0	0	13
1/13	North Carolina											
1/16	Louisville											
1/20	at Clemson											
1/27	Virginia Tech											
1/29	at Duke											
2/3	at NC State											
2/6	Boston College											
2/10	Florida State											
2/12	at North Carolina											
2/17	at Boston College											
2/19	Miami (FL)											
2/24	at Wake Forest											
2/28	Pittsburgh											
3/3	at Virginia											

* - game started

TORRES SEASON/CAREER HIGHS

Category	17-18 Season	Career
Points	5 NC State (1/3/18)	11 vs. Purdue (12/20/14)
Rebounds	4 NC State (1/3/18)	6 twice
Assists	2 at Georgia Tech (1/10/18)	3 NC A&T (12/4/16)
Steals	2 NC State (1/3/18)	4 UMass Lowell (11/21/15)
Blocks	1 five times	2 three times
FGM	2 NC State (1/3/18)	4 twice
3FGM	–	–
FTM	1 NC State (1/3/18)	3 vs. Purdue (12/20/14)
Minutes	16 NC State (1/3/18)	21 at Georgia Tech (1/28/17)

CAREER STATISTICS

Season	gp-gs	min/avg	Total		3-Point		F-Throws		Rebounds				Scoring							
			fg-fga	pct	fg-fga	pct	ft-fta	pct	off	def	tot	avg	pf	fo	ast	to	blk	stl	pts	avg
2014-15	27-0	192/7.1	24-35	.686	0-0	.000	7-10	.700	17	27	44	1.6	21	0	4	6	1	3	55	2.0
2015-16	27-0	120/4.4	10-20	.500	0-0	.000	4-10	.400	15	10	25	0.9	20	1	3	6	5	9	24	0.9
2016-17	36-1	261/7.3	21-38	.553	0-0	.000	6-18	.333	23	31	54	1.5	46	0	7	9	8	9	48	1.3
2017-18	13-1	103/7.9	9-12	.750	0-0	.000	1-5	.200	5	12	17	1.3	16	0	4	6	5	3	19	1.5
TOTAL	103-2	676/6.6	64-105	.610	0-0	.000	18-43	.419	60	80	140	1.4	103	1	18	27	19	24	146	1.4

CONFERENCE STATISTICS

Season	gp-gs	min/avg	Total		3-Point		F-Throws		Rebounds				Scoring							
			fg-fga	pct	fg-fga	pct	ft-fta	pct	off	def	tot	avg	pf	fo	ast	to	blk	stl	pts	avg
2014-15	14-0	75/5.4	10-15	.667	0-0	.000	1-3	.333	5	8	13	0.9	13	0	2	0	0	2	21	1.5
2015-16	15-0	68/4.5	3-9	.333	0-0	.000	1-4	.250	8	5	13	0.9	11	1	2	3	0	4	7	0.5
2016-17	18-1	129/7.2	12-19	.632	0-0	.000	3-10	.300	14	16	30	1.7	22	0	1	4	4	4	27	1.5
2017-18	3-1	43/14.3	4-5	.800	0-0	.000	1-1	1.000	1	4	5	1.7	5	0	2	3	1	2	9	3.0
TOTAL	50-2	315/6.3	29-48	.604	0-0	.000	6-18	.333	28	33	61	1.2	51	1	7	10	5	12	64	1.3



3

D.J. Harvey

Guard | 6-6 ½ / 220 | Freshman
Bowie, MD | DeMatha

MIKE BREY ON HARVEY

"We need to get him ready because we are going to need him. His ability to score and rebound will be a key for us. He is physically ready to play ACC basketball as a freshman and we are going to need him to stretch the floor because he is a shooting threat."

2017-18

- Overcame a tough shooting day at Syracuse to grab a career-best nine rebounds while playing a career-high 31 minutes.
- Made his first career start (after the loss of Bonzie Colson due to injury) and responded with a career-high 17 points, three 3FGs and 30 minutes played in the victory over NC State.
- Hit double-figure scoring for second time this season against Chaminade in the Maui Invitational, shooting 4-for-5 from the field with 12 points and two assists.
- Poured in an early career-high 16 points in 22 minutes in the victory over Chicago State on Nov. 16.
- Made his debut in an Irish uniform to score seven points off the bench in the season-opening victory at DePaul.

HIGH SCHOOL

- Averaged 17.3 points, 8.7 rebounds and 2.9 assists during his senior year at DeMatha High School.
- Led DeMatha to 118 wins in his four years at the school, third all-time behind Pittsburgh guard James Robinson (122) and former Kentucky guard Keith Bogans (120).
- A 2014 and 2015 first-team All-D.C. Metro Selection.
- Ranked as the number one player in the state of Maryland by 24/7 Sports and MaxPreps.
- National player rankings included #21 (MaxPreps), #43 (SI.com), #43 (Scout), #44 (24/7 Sports), #47 (ESPN) and #51 (Rivals).
- Joined former Irish All-American Adrian Dantley as the only DeMatha players to start a varsity game as a true freshman.
- Averaged 15.4 points and 7.0 rebounds during his junior season.
- Continues a strong DeMatha connection to Notre Dame basketball, with Irish head coach Mike Brey, associate head coach Rod Balanis, Jerian Grant (2012-15), Sid Catlett (1968-71), Bob Whitmore (1966-69) and Dantley (1969-70) all playing for the Stags.
- Whitmore was in attendance at DeMatha High School when Harvey signed his letter of intent to enroll at Notre Dame.

PERSONAL

- Full name is Darren Scott Harvey.
- Son of Darren and Yelonda Harvey.
- Enrolled in the First Year of Studies.

HARVEY GAMES WITH...

Category	17-18	Career
Double Figure Pts	4	4
20-Plus Points	0	0
30-Plus Points	0	0
10-Plus Rebounds	0	0
10-Plus Assists	0	0
Double-Double	0	0

HARVEY GAME-BY-GAME STATISTICS

	Opponent	FG-A	3FG-A	FT-A	O-D-R	PF	TP	A	TB	S	Min
11/11	at DePaul	3-4	1-1	0-0	0-3-3	2	7	0	0	0	16
11/13	Mount St. Mary's	3-5	0-1	0-0	0-3-3	0	6	2	0	1	24
11/16	Chicago State	5-8	2-4	4-5	2-2-4	1	16	2	1	0	22
11/20	vs. Chaminade	4-5	1-2	3-3	1-1-2	1	12	2	1	0	19
11/21	vs. LSU	2-4	1-3	0-1	1-2-3	0	5	0	0	1	20
11/22	vs. Wichita State	1-3	0-1	0-0	0-0-0	0	2	0	0	0	13
11/30	at Michigan State	0-3	0-1	0-0	1-2-3	1	0	0	1	0	16
12/3	St. Francis Brooklyn	2-6	1-2	5-6	0-3-3	0	10	0	1	0	24
12/5	Ball State	0-1	0-0	0-0	0-1-1	1	0	0	1	0	7
12/9	at Delaware	2-4	1-1	0-0	0-3-3	2	5	0	0	0	9
12/16	vs. Indiana	1-1	0-0	1-2	0-0-0	0	3	0	0	0	11
12/19	Dartmouth	1-5	0-3	1-1	1-3-4	3	3	1	1	0	23
12/21	SE Louisiana	1-7	0-3	1-2	0-2-2	0	3	0	0	1	20
12/30	Georgia Tech	0-0	0-0	0-0	0-0-0	1	0	0	0	0	5
1/3	*NC State	6-9	3-4	2-4	0-3-3	3	17	1	1	0	30
1/6	*at Syracuse	1-14	1-7	1-2	4-5-9	2	4	0	2	0	31
1/10	*at Georgia Tech	2-6	2-5	0-2	0-3-3	3	6	1	2	0	21
1/13	North Carolina										
1/16	Louisville										
1/20	at Clemson										
1/27	Virginia Tech										
1/29	at Duke										
2/3	at NC State										
2/6	Boston College										
2/10	Florida State										
2/12	at North Carolina										
2/17	at Boston College										
2/19	Miami (FL)										
2/24	at Wake Forest										
2/28	Pittsburgh										
3/3	at Virginia										

* - game started

HARVEY SEASON/CAREER HIGHS


Category	17-18 Season	Career
Points	17 NC State (1/3/17)	17 NC State (1/3/17)
Rebounds	9 at Syracuse (1/6/18)	9 at Syracuse (1/6/18)
Assists	3 Dartmouth (12/19/17)	3 Dartmouth (12/19/17)
Steals	2 three times	2 three times
Blocks	1 twice	1 twice
FGM	6 NC State (1/3/17)	6 NC State (1/3/17)
3FGM	3 NC State (1/3/17)	3 NC State (1/3/17)
FTM	5 St. Francis Brooklyn (12/3/17)	5 St. Francis Brooklyn (12/3/17)
Minutes	31 at Syracuse (1/6/18)	31 at Syracuse (1/6/18)

CAREER STATISTICS

Season	gp-gs	min/avg	Total		3-Point		F-Throws		Rebounds				Scoring							
			fg-fga	pct	fg-fga	pct	ft-fta	pct	off	def	tot	avg	pf	fo	ast	to	blk	stl	pts	avg
2017-18	17-3	301/17.7	34-85	.400	13-38	.342	18-28	.643	10	36	46	2.7	20	0	9	11	3	10	99	5.8
TOTAL	17-3	301/17.7	34-85	.400	13-38	.342	18-28	.643	10	36	46	2.7	20	0	9	11	3	10	99	5.8

CONFERENCE STATISTICS

Season	gp-gs	min/avg	fg-fga	pct	fg-fga	pct	ft-fta	pct	off	def	tot	avg	pf	fo	ast	to	blk	stl	pts	avg
2017-18	4-3	87/21.8	9-29	.310	6-16	.375	3-8	.375	4	11	15	3.8	9	0	2	5	0	5	27	6.8
TOTAL	4-3	87/21.8	9-29	.310	6-16	.375	3-8	.375	4	11	15	3.8	9	0	2	5	0	5	27	6.8



5

Matt Farrell

Guard | 6-1 / 175 | Senior
Bridgewater, NJ | Point Pleasant Beach

MIKE BREY ON FARRELL

"The ultimate quarterback for our system. We will ask him to be more vocal this year because he is a senior. He needs to hunt his shot a little more early in the clock and not defer, because we are going to need scoring out of him."

HONORS AND AWARDS

- 2017-18 Wooden Award Top 50 (Top CBB Player)
- 2017-18 Naismith Award Watch List (Top CBB Player)
- 2017-18 Bob Cousy Award Watch List (Top CBB PG)
- 2017 Maui Invitational Tournament Most Valuable Player
- 2017 Maui Invitational All-Tournament Team
- 2017 ACC All-Tournament First Team
- 2017 All-ACC Honorable Mention
- 2017 Notre Dame Playmaker of the Year
- 2016 Legends Classic Tournament Most Valuable Player
- 2016 Legends Classic All-Tournament Team
- 2016 ACC Academic Honor Roll
- NBCSports.com Midseason All-American (third team)

2017-18

- Sidelined for the games at Syracuse and Georgia Tech while recovering from a sprained ankle, missing the first games of his career due to injury.
- Limited to 15 minutes due to a sprained ankle in the victory over NC State, ending his streak of scoring in double digits in all previous 14 Irish games in 2017-18.
- Scored 22 points with six assists in the victory over Dartmouth, connecting on four 3FGs (fifth time Farrell has connected on four-or-more 3FGs in a game this season).
- Embraced team's up-tempo attack at Delaware, scoring a game-high 24 points - 14 coming in the second half - and shooting 5-of-7 from 3FG range with seven assists as the Irish cruised to a 24-point victory.
- Dominated the point guard position during the 2017 Maui Jim Maui Invitational, earning tournament MVP honors - the second consecutive in-season tournament MVP award for Farrell (2016 Legends Classic).
- Played 39 minutes in the come-from-behind victory over No. 6/6 Wichita State, including the possible play-of-the-game with his third steal in the backcourt and assist to Bonzie Colson with just under a minute remaining - cutting Wichita State's lead to one point.
- Posted a career-best 27 points in the Maui Invitational opener against Chaminade, shooting 9-of-12 from the field.
- Dictated the pace of Notre Dame's dominating victory over LSU with eight points and five assists in the first half - eventually finishing with 17 points in the game.
- Put up 18 points, five rebounds, four assists and a career-high five steals in the victory over Chicago State on Nov. 16.
- Scored 13 points against Mount St. Mary's, 10 of those coming in the second half.
- Continued to show in penchant for big second half performances in the season opener, scoring 12 of his 15 points in the second half of the victory at DePaul, including 4-of-5 from three-point range while playing all 20 minutes.

2016-17

- One of the most improved players in the nation during the 2016-17 college basketball season.
- Finished with 16 points, four assists and four rebounds in the NCAA first-round victory over Princeton.
- Dished off 17 assists (5.6 pg) in three games during the ACC Championship, while scoring 14.0 ppg on the way to earning first-team all-tournament honors.
- Posted another great second-half effort in the victory over Georgia Tech, scoring 14 of his 17 points while hitting a career-high nine free throws.

- Dished out his 200th career assist at NC State, reaching the 200-assist milestone in 71 games played.
- Keyed Notre Dame's 10-point second-half comeback at Boston College with 11 points, three 3FGs (part of a career-high five 3FGs) and three steals.
- Posted second nine-assist game of the ACC campaign against No. 14/15 Florida State at Purcell Pavilion, while also scoring 15 points and matching career high with 5 rebounds.
- Shook off another tough first half at No. 10/12 Florida State to score 11 points with seven assists and just one turnover (after committing five in the first half).
- Rebounded from a tough first half against Clemson to shoot 4-of-6 in the second half (3-of-4 from 3FG) with 12 points, three assists, two steals and the game-sealing 3FG with :09 seconds left in the 75-70 victory.
- Faced the Louisville pressure defense and came up with a 22 points, eight free throws, three rebounds and two assists.
- Hit four 3FGs at Pittsburgh (his first career regular season ACC game start) ending with 16 points and the game-winning assist, finding Steve Vasturia in the corner as the clock wound down in overtime on a drive into the paint. Vasturia hit the game-winning three pointer with 2.5 remaining.
- One of the best players on the floor in the battle with No. 15/16 Purdue in the Crossroads Classic, scoring a career-high 22 points while adding a career-best 10 assists to record his first career double-double.
- The 20-point 10-assist performance was the first for Notre Dame since Jerian Grant accomplished the feat in the 2015 ACC Championship game against North Carolina.
- The first Notre Dame player in the Mike Brey era to connect on his first 27 free throw attempts of the season.
- String of 31 consecutive successful free throw attempts, dating back to the 2015-16 season, was snapped in the Saint Peter's game when he missed the front end of a flagrant foul call.
- Named the Legends Classic Tournament Most Valuable Player for his performance in the semifinals and finals at the Barclays Center (the site of his first two career starts with the Irish in the 2016 NCAA Tournament) averaging 19 points, six assists and two steals in the two victories.
- Scored Notre Dame's final five points in a come-from-behind victory over Northwestern in the Legends Classic championship game, including a drive-circus-shot 'and-one' to give Notre Dame the lead. His two free throws after grabbing a key defensive rebound sealed the four-point victory.
- Broke out for a career game in the Legends Classic semifinal with Colorado, scoring a career-high 20 points with six assists and three steals.

2015-16

- First four career starts came in Notre Dame's run to the Elite Eight in the 2015-16 NCAA Tournament.
- Finished the four-game stretch averaging 26.8 minutes, 6.5 ppg and 3.5 apg.
- Scored 10 points in the ACC/Big Ten Challenge victory at Illinois (12/2/15), his first career game in double-figures.
- Saw action in 28 games during the season.
- Played with the East Coast All-Stars in the summer of 2016, traveling to Italy and helping the team to a 3-1 record, averaging 11.5 ppg and 4.3 apg.

PERSONAL

- Full name is Matthew Thomas Farrell.
- Born in New Brunswick, New Jersey.
- Son of Robert and Michelle Farrell along with his older brother, Robert III.
- Brother, Robert "Bo" Farrell, was a 1st Lieutenant in the 3rd Cavalry Regiment currently stationed at OB Fenty, Jalalabad, Afghanistan during a part of the 2016-17 basketball season.
- Bo surprised Matt by returning early from overseas in a reunion that made headlines across the country after the Colgate game on Dec. 19, 2016.
- Grandfather Robert Farrell Sr. is a 1954 Notre Dame graduate.
- Enrolled in the College of Arts and Letters with a major in film, television and theatre.

FARRELL GAME-BY-GAME STATISTICS

	Opponent	FG-A	3FG-A	FT-A	O-D-R	PF	TP	A	T	B	S	Min
11/11	*at DePaul	5-11	5-9	0-1	0-1-1	3	15	2	4	0	0	39
11/13	*Mount St. Mary's	5-15	2-6	1-1	1-2-3	2	13	5	0	0	1	32
11/16	*Chicago State	6-14	1-6	5-5	2-3-5	1	18	4	1	0	5	27
11/20	*vs. Chaminade	9-12	4-7	5-7	0-0-0	2	27	4	4	0	1	30
11/21	*vs. LSU	5-14	4-10	3-3	0-1-1	0	17	7	1	0	1	31
11/22	*vs. Wichita State	6-14	2-4	1-1	0-4-4	1	15	4	5	0	3	39
11/30	*at Michigan State	4-8	2-5	0-0	0-1-1	1	10	7	3	0	0	38
12/3	*St. Francis Brooklyn	4-14	0-8	4-6	0-3-3	1	12	4	0	0	1	32
12/5	*Ball State	4-9	2-4	4-4	0-0-0	1	14	8	0	0	0	39
12/9	*at Delaware	8-13	5-7	3-3	0-2-2	2	24	7	3	1	0	37
12/16	*vs. Indiana	5-14	2-8	3-3	0-4-4	4	15	8	1	0	2	45
12/19	*Dartmouth	8-13	4-6	2-3	0-1-1	1	22	6	6	0	3	39
12/21	*SE Louisiana	6-10	2-6	3-4	0-1-1	1	17	2	2	0	1	31
12/30	*Georgia Tech	3-12	3-8	1-2	1-4-5	0	10	1	1	0	1	36
1/3	*NC State	3-5	3-5	0-0	0-1-1	0	9	4	1	0	2	15
1/6	at Syracuse				DNP							
1/10	at Georgia Tech				DNP							
1/13	North Carolina											
1/16	Louisville											
1/20	at Clemson											
1/27	Virginia Tech											
1/29	at Duke											
2/3	at NC State											
2/6	Boston College											
2/10	Florida State											
2/12	at North Carolina											
2/17	at Boston College											
2/19	Miami (FL)											
2/24	at Wake Forest											
2/28	Pittsburgh											
3/3	at Virginia											

* - games started

FARRELL GAMES WITH...

Category	17-18	Career
Double Figure Pts	14	45
20-Plus Points	3	6
30-Plus Points	0	0
10-Plus Rebounds	0	0
10-Plus Assists	0	1
Double-Double	0	1

FARRELL SEASON/CAREER HIGHS

Category	17-18 Season	Career
Points	27 vs. Chaminade (11/20/17)	27 vs. Chaminade (11/20/17)
Rebounds	5 Chicago State (11/16/17)	5 three times
Assists	8 twice	10 vs. Purdue (12/17/16)
Steals	5 Chicago State (11/16/17)	5 Chicago State (11/16/17)
Blocks	1 at Delaware (12/9/17)	2 Chicago State (11/26/16)
FGM	9 vs. Chaminade (11/20/17)	9 vs. Chaminade (11/20/17)
3FGM	5 twice	5 three times
FTM	5 twice	9 Georgia Tech (2/26/17)
Minutes	45 vs. Indiana (12/16/17)	45 vs. Indiana (12/16/17)

CAREER STATISTICS

Season	gp-gs		Total		3-Point		F-Throws		Rebounds				Scoring						
	gp	gs	fg-fga	pct	fg-fga	pct	ft-fta	pct	off	def	tot	avg	pf	fo	ast	to	blk	stl	pts
2014-15	15	0	62	4.1	3	13	.231	1	6	6	0.4	3	0	7	3	0	2	14	0.9
2015-16	28	4	374	13.4	23	63	.365	11	34	32	0.8	25	0	45	17	0	5	72	2.6
2016-17	36	36	1238	34.4	172	384	.448	81	193	.420	2.0	71	0	196	91	5	51	506	14.1
2017-18	15	15	514	34.3	81	178	.455	41	99	.414	2.1	20	0	76	33	1	20	238	15.9
TOTAL	94	55	2188	23.3	279	638	.437	134	332	.404	1.4	119	0	324	144	6	78	830	8.8

CONFERENCE STATISTICS

Season	gp-gs	min/avg	fg-fga	pct	fg-fga	pct	ft-fta	pct	off	def	tot	avg	pf	fo	ast	to	blk	stl	pts	avg
2014-15	5	0	13	2.6	0	3	.000	0	2	2	0.4	0	0	1	1	0	1	2	0.4	
2015-16	11	0	60	5.5	1	8	.125	0	0	2	0.2	5	0	9	3	0	2	3	0.3	
2016-17	18	18	650	36.1	88	204	.431	45	59	.763	2.1	38	0	94	51	2	30	269	14.9	
2017-18	2	2	55	27.5	6	17	.353	1	5	6	3.0	0	0	8	3	0	2	19	9.5	
TOTAL	36	20	778	21.6	95	232	.409	55	125	.440	1.3	43	0	112	58	2	35	293	8.1	



10

T.J. Gibbs

Guard | 6-3 / 188 | Sophomore
Scotch Plains, NJ | Seton Hall Prep

MIKE BREY ON GIBBS

"T.J. will have an increased offensive role as he becomes more of a main guy and a starter. He needs to take the open shot and not turn it down because he is a good shooter. His energy and attacking style of play will help us."

HONORS AND AWARDS

- 2017-18 ACC Player of the Week (Jan. 8, 2018)
- Earned first ACC Player of the Week award on Monday, Jan. 8, 2018 after leading the Irish to a 2-0 week in the ACC with wins over NC State and at Syracuse, averaging 20.0 ppg, 5.5 rpg and 4.5 apg.
- 2016-17 All-ACC Academic Team
- 2017 ACC Academic Honor Roll
- 2017 Notre Dame Newcomer of the Year

2017-18

- Dished out a career-high-matching seven assists in the loss at Georgia Tech.
- Carried the Irish through a tough-shooting first half at Syracuse, finishing the first 20 minutes 5-of-10 from the floor with 14 points and three rebounds. The effort kept the Irish in the game, as the rest of the team would finish 1-19 from the floor in the eventual 51-49 victory.
- His two free throws with 2:25 remaining gave Notre Dame its first lead of the game at Syracuse since the Irish were up 1-0 in the early minutes of the contest.
- Stepped up in the victory over NC State, with both Bonzie Colson and Matt Farrell sidelined with injuries, to score 22 points with career-best seven rebounds and shot 7-of-8 from the free throw line.
- Posted one of the best all-around games of his career against Southeastern Louisiana, setting career-highs for rebounds (5), assists (5), steals (4) and free throws made (6-6) in the victory over the Lions.
- Scored 17 points on 5-of-8 shooting in a career-high 42 minutes in the overtime loss vs. Indiana in the Crossroads Classic.
- Broke out for 21 points in the victory at Delaware, shooting 4-of-7 from 3FG range in 38 minutes.
- The key scorer in Notre Dame's victory over LSU in the Maui Invitational, scoring a career-best 26 points with six three pointers and four assists.
- Poured in 23 points against Chicago State on 8-of-11 shooting, including four three-point field goals and three free throws.
- Led the Irish to a season-opening victory at DePaul with a then career-high 21 points on 7-of-11 shooting with four three-point field goals and zero turnovers in a career-high 38 minutes of action.

2016-17

- Provided a spark off the bench against Boston College with four points, a team-high four assists, three rebounds and two steals - including both steals during a 15-0 run in the first half to help Notre Dame take control of the game.
- Made his first career start vs. No. 14/15 Florida State, logging 21 minutes, five points, two assists and a career-high matching four rebounds.
- Came off the bench to score 12 points, including 2-for-2 from 3FG range against No. 21/21 Duke.
- Played a career-high 25 minutes, scoring 12 points (first back-to-back double-digit scoring games of his career) at No. 10/12 Florida State, shooting 4-of-5 from the field with two 3FGs.

GIBBS GAMES WITH...

Category	17-18	Career
Double Figure Pts	12	17
20-Plus Points	5	5
30-Plus Points	0	0
10-Plus Rebounds	0	0
10-Plus Assists	0	0
Double-Double	0	0

- Delivered huge bench minutes in the victory at Virginia Tech, scoring a career-high 13 points, shooting 5-of-7 from the floor.
- Played a key role in the road victory at Pittsburgh - his first career ACC game - stepping up in the second half off the bench to tie the game at 49-49 with a three pointer (13:32 reamaining). Also deflected a handful of passes at the top of the 2-3 zone, allowing the Irish to get key defensive stops.
- Logged 20 minutes, scored 12 points and dished off a career-high seven assists in the victory over North Carolina A&T.
- Was all over the court in the victory over Seattle, scoring 11 points and leading the team in assists (five) and steals (three).
- Made his first career appearance in an Irish uniform in the season-opening victory over Bryant, playing 18 minutes, scoring his first career field goal, free throw, assist and steal against the Bulldogs.

HIGH SCHOOL

- All-time leading scorer in Seton Hall Prep school history.
- First team all-state selection in 2015-16 after leading Seton Hall prep to a 29-1 record, averaging 20.6 ppg, 4.2 rpg, 3.6 apg and 2.4 spg.
- Participated in the Kentucky Derby All-Star Game in Louisville, Ky., and won the event's three-point shooting competition.
- Invited to play in the Capital Classic in Washington, D.C.

PERSONAL

- Full name is Temple Dupree Gibbs Junior.
- Son of Temple and Jacqui Gibbs along with older brothers Ashton and Sterling.
- Father, Temple, played football at Temple University.
- Brother, Ashton, played basketball at the University of Pittsburgh and currently plays for Österreichische Basketball Bundesliga in the Austria Basketball League.
- Brother, Sterling, played basketball at Texas, Seton Hall and Connecticut and was a member of the Washington Wizards NBA Summer League team in 2016.
- One of the few freshman players of the Brey era to take on 18 hours in first semester at Notre Dame and finish with a GPA over 3.0.
- Enrolled in the College of Arts and Letters with a major in film, television and theatre.

GIBBS GAME-BY-GAME STATISTICS

	Opponent	FG-A	3FG-A	FT-A	O-D-R	PF	TP	A	B	S	Min
11/11	*at DePaul	7-11	4-7	3-4	0-2-2	2	21	3	0	0	38
11/13	*Mount St. Mary's	3-8	0-2	3-3	0-2-2	2	9	2	1	0	34
11/16	*Chicago State	8-11	4-7	3-3	0-1-1	2	23	3	1	0	28
11/20	*vs. Chaminade	2-7	1-3	2-4	0-4-4	1	7	3	2	0	32
11/21	*vs. LSU	9-15	6-10	2-2	2-1-3	1	26	4	0	0	32
11/22	*vs. Wichita State	2-6	1-1	2-2	0-2-2	2	7	4	1	0	38
11/30	*at Michigan State	4-11	2-4	1-4	0-2-2	3	11	3	1	0	36
12/3	*St. Francis Brooklyn	3-7	2-3	2-5	1-1-2	0	10	3	1	0	32
12/5	*Ball State	2-6	1-3	3-6	1-1-2	3	8	2	3	0	39
12/9	*at Delaware	6-12	4-7	5-5	0-2-2	2	21	1	1	0	38
12/16	*vs. Indiana	5-8	3-5	4-6	1-2-3	2	17	1	2	0	42
12/19	*Dartmouth	2-8	1-4	4-4	0-1-1	0	9	3	2	0	37
12/21	*SE Louisiana	6-14	0-6	6-6	1-4-5	0	18	5	0	0	42
12/30	*Georgia Tech	3-8	2-4	2-2	0-2-2	3	10	1	1	0	36
1/3	*NC State	6-12	3-6	7-8	0-7-7	0	22	5	3	0	38
1/6	*at Syracuse	6-16	2-9	4-4	3-1-4	2	18	4	1	0	40
1/10	*at Georgia Tech	4-12	1-4	2-2	2-1-3	1	11	7	2	0	40
1/13	North Carolina										
1/16	Louisville										
1/20	at Clemson										
1/27	Virginia Tech										
1/29	at Duke										
2/3	at NC State										
2/6	Boston College										
2/10	Florida State										
2/12	at North Carolina										
2/17	at Boston College										
2/19	Miami (FL)										
2/24	at Wake Forest										
2/28	Pittsburgh										
3/3	at Virginia										

* - games started

GIBBS SEASON/CAREER HIGHS

Category	17-18 Season	Career
Points	26 vs. LSU (11/21/17)	26 vs. LSU (11/21/17)
Rebounds	7 NC State (1/3/18)	7 NC State (1/3/18)
Assists	7 at Georgia Tech (1/10/18)	7 twice
Steals	4 SE Louisiana (12/21/17)	4 SE Louisiana (12/21/17)
Blocks	-	1 St. Peter's (12/28/16)
FGM	9 vs. LSU (11/21/17)	9 vs. LSU (11/21/17)
3FGM	6 vs. LSU (11/21/17)	6 vs. LSU (11/21/17)
FTM	7 NC State (1/3/18)	7 NC State (1/3/18)
Minutes	42 vs. Indiana (12/16/17)	42 vs. Indiana (12/16/17)

CAREER STATISTICS

Season	gp-gs	min/avg	Total		3-Point		F-Throws		Rebounds				Scoring							
			fg-fga	pct	fg-fga	pct	ft-fta	pct	off	def	tot	avg	pf	fo	ast	to	blk	stl	pts	avg
2016-17	36-1	539/15.0	51-136	.375	17-53	.321	49-59	.831	12	41	53	1.5	49	0	62	28	2	26	168	4.7
2017-18	17-17	612/36.0	78-172	.453	37-85	.435	55-70	.786	11	36	47	2.8	26	0	54	22	0	18	248	14.6
TOTAL	53-18	1151/21.7	129-308	.419	54-138	.391	104-129	.806	23	77	100	1.9	75	0	116	50	2	44	416	7.8

CONFERENCE STATISTICS

Season	gp-gs	min/avg	Total		3-Point		F-Throws		Rebounds				Scoring							
			fg-fga	pct	fg-fga	pct	ft-fta	pct	off	def	tot	avg	pf	fo	ast	to	blk	stl	pts	avg
2016-17	18-1	297/16.5	27-80	.338	7-26	.269	28-33	.848	7	20	27	1.5	30	0	25	16	0	16	89	4.9
2017-18	4-4	154/38.5	19-48	.396	8-23	.348	15-16	.938	5	11	16	4.0	6	0	17	7	0	3	61	15.3
TOTAL	22-5	451/20.5	46-128	.359	15-49	.306	43-49	.878	12	31	43	2.0	36	0	42	23	0	19	150	6.8



11

Juwan Durham

Forward | 6-11 ½ / 218 | Sophomore
Tampa, FL | Tampa Prep

MIKE BREY ON DURHAM

"Juwan will focus on getting methodically better every day, get stronger and get a feel for how we play. I love the fact that Ryan Humphrey will be his tutor over the next eight months."

2017-18

- Will sit out the 2017-18 season due to NCAA transfer regulations.

FRESHMAN SEASON AT CONNECTICUT (2016-17)

- Played 28 games at Connecticut in 2016-17, averaging 8.3 minutes, 1.6 points and 1.5 rebounds per game.
- Played a season-high 25 minutes with three blocks against Chaminade in the Maui Invitational and posted a season-high eight points against USF on February 8, 2017.

HIGH SCHOOL

- Averaged 22.9 points, 10.2 rebounds, and 4.7 blocks during his junior season before tearing the ACL in his right knee during a regional semifinal game in February.
- Did not play competitively from February, 2015, through the start of the 2016-17 college basketball season.
- Played three seasons at Tampa Prep under coach Joe Fenlon.
- Was the Florida 3A Player of the Year as a sophomore and junior.
- Played AAU ball for Team Breakdown Elite out of North Lauderdale, Florida.
- Prep recruiting service rankings - Rivals #47, ESPN 100 #52, Scout #85.

PERSONAL

- Full name is Juwan Josiah Larry Durham.
- Son of Charisse Hargrett and Larry Durham.
- Has four younger sisters and a younger brother.
- Named to the Headmaster's Honor Roll at Tampa Prep.
- Enrolled in the College of Arts and Letters with a major in film, television and theatre.

DURHAM GAMES WITH...

Category	16-17	Career
Double Figure Pts	0	0
20-Plus Points	0	0
30-Plus Points	0	0
10-Plus Rebounds	0	0
10-Plus Assists	0	0
Double-Double	0	0

DURHAM GAME-BY-GAME STATISTICS

	Opponent	FG-A	3FG-A	FT-A	O-D-R	PF	TP	A	TO	B	S	Min
11/11	at DePaul				DNP							
11/13	Mount St. Mary's				DNP							
11/16	Chicago State				DNP							
11/20	vs. Chaminade				DNP							
11/21	vs. LSU				DNP							
11/22	vs. Wichita State				DNP							
11/30	at Michigan State				DNP							
12/3	St. Francis Brooklyn				DNP							
12/5	Ball State				DNP							
12/9	at Delaware				DNP							
12/16	vs. Indiana				DNP							
12/19	Dartmouth				DNP							
12/21	SE Louisiana				DNP							
12/30	Georgia Tech				DNP							
1/3	NC State				DNP							
1/6	at Syracuse				DNP							
1/10	at Georgia Tech				DNP							
1/13	North Carolina											
1/16	Louisville											
1/20	at Clemson											
1/27	Virginia Tech											
1/29	at Duke											
2/3	at NC State											
2/6	Boston College											
2/10	Florida State											
2/12	at North Carolina											
2/17	at Boston College											
2/19	Miami (FL)											
2/24	at Wake Forest											
2/28	Pittsburgh											
3/3	at Virginia											

DURHAM SEASON/CAREER HIGHS

Category	16-17 Season	Career
Points	8 USF (3/9/17)	8 USF (3/9/17)
Rebounds	5 at Memphis (1/5/17)	5 at Memphis (1/5/17)
Assists	2 twice	2 twice
Steals	1 three times	1 three times
Blocks	3 vs. Chaminade (11/22/16)	3 vs. Chaminade (11/22/16)
FGM	3 at USF (3/9/17)	3 at USF (3/9/17)
3FGM	1 twice	1 twice
FTM	2 at USF (3/9/17)	2 at USF (3/9/17)
Minutes	25 vs. Chaminade (11/22/16)	25 vs. Chaminade (11/22/16)



12

Elijah Burns

Forward | 6-8 / 238 | Sophomore
Troy, NY | Blair Academy (NJ)

MIKE BREY ON BURNS

"He needs to bring us physicality in the post and give us depth down there with the ability to guard. He is easy to play with. He also has really developed into being able to make the 15 to 18 foot jump shot. I love that he has court vision and is a good passer."

HONORS AND AWARDS

- 2016 ACC Academic Honor Roll

2017-18

- Made his first career start at Georgia Tech, finishing with two points and three rebounds in 15 minutes of action.
- Played the best game of his career back in his home state at Syracuse, logging a career-high 21 minutes with seven points - and made two key plays down the stretch of the victory.
- His put back with 4:45 remaining cut the Syracuse lead to one point and he followed with two clutch free throws with 59 seconds remaining to put the Irish up 49-46 in the game's final minute. The Irish would go on to win 51-49.
- Grabbed a career-best six rebounds in 13 minutes of action against Southeastern Louisiana.
- Broke out for seven points against Mount St. Mary's, playing a career-high 15 minutes and hitting his first career three-point field goal.
- First big man off the bench in Notre Dame's season-opening victory at DePaul.

2016-17

- Athletic front court player who has a bright future in the program.
- Ended up appearing in 11 games during his first active year with the program, including four ACC game appearances.
- Logged eight minutes of action against North Carolina A&T.
- Recorded his first official field goal, a dunk, in the victory over Chicago State also while collecting a career-best three rebounds.
- Saw his first action in a Notre Dame uniform in the season-opening victory over Bryant, playing six minutes and hitting five-of-six free throws.

2015-16

- Did not play in 2015-16 after recovering from offseason ankle surgery.

PERSONAL

- Full name is Elijah Ross Burns.
- Born in Troy, New York.
- Son of Harold and Dolores Burns along with older brother, Jordan.
- Participated in a National Youth Leadership Conference.
- Enrolled in the College of Arts and Letters with a major in psychology.

BURNS GAMES WITH...

Category	17-18	Career
Double Figure Pts	0	0
20-Plus Points	0	0
30-Plus Points	0	0
10-Plus Rebounds	0	0
10-Plus Assists	0	0
Double-Double	0	0

BURNS GAME-BY-GAME STATISTICS

	Opponent	FG-A	3FG-A	FT-A	O-D-R	PF	TP	A	TO	B	S	Min
11/11	at DePaul	0-1	0-0	0-0	0-1-1	1	0	0	0	0	0	5
11/13	Mount St. Mary's	2-4	1-1	2-2	2-2-4	1	7	0	1	0	0	15
11/16	Chicago State	1-2	0-0	2-2	1-2-3	3	4	0	0	0	0	12
11/20	vs. Chaminade	0-1	0-0	1-2	0-2-2	1	1	1	1	0	1	11
11/21	vs. LSU	2-4	0-0	0-0	2-0-2	0	4	0	0	0	2	12
11/22	vs. Wichita State	0-0	0-0	0-0	0-1-1	1	0	0	0	0	0	8
11/30	at Michigan State	0-1	0-0	0-0	0-0-0	1	0	0	0	0	0	6
12/3	St. Francis Brooklyn	1-1	0-0	0-0	0-1-1	1	2	0	0	0	0	8
12/5	Ball State				DNP							
12/9	at Delaware	0-0	0-0	0-0	0-1-1	0	0	0	0	0	0	2
12/16	vs. Indiana				DNP							
12/19	Dartmouth	0-0	0-0	0-0	0-2-2	0	0	0	1	0	0	3
12/21	SE Louisiana	0-0	0-0	0-0	0-6-6	0	0	0	0	1	0	13
12/30	Georgia Tech	0-0	0-0	0-0	0-1-1	0	0	0	0	0	0	3
1/3	NC State	1-2	0-1	1-2	1-1-2	0	3	3	0	0	0	12
1/6	at Syracuse	1-4	0-0	5-6	2-0-2	0	7	0	2	1	0	21
1/10	*at Georgia Tech	0-4	0-1	2-2	1-2-3	1	2	0	1	0	1	15
1/13	North Carolina											
1/16	Louisville											
1/20	at Clemson											
1/27	Virginia Tech											
1/29	at Duke											
2/3	at NC State											
2/6	Boston College											
2/10	Florida State											
2/12	at North Carolina											
2/17	at Boston College											
2/19	Miami (FL)											
2/24	at Wake Forest											
2/28	Pittsburgh											
3/3	at Virginia											

* - games started

BURNS SEASON/CAREER HIGHS


Category	17-18 Season	Career
Points	7 twice	7 twice
Rebounds	6 SE Louisiana (12/21/17)	6 SE Louisiana (12/21/17)
Assists	3 NC State (1/3/18)	3 NC State (1/3/18)
Steals	2 vs. LSU (11/21/17)	2 vs. LSU (11/21/17)
Blocks	1 SE Louisiana (12/21/17)	1 twice
FGM	2 twice	2 twice
3FGM	1 Mount St. Mary's (11/13/17)	1 Mount St. Mary's (11/13/17)
FTM	5 at Syracuse (1/6/18)	5 at Syracuse (1/6/18)
Minutes	21 at Syracuse (1/6/18)	21 at Syracuse (1/6/18)

CAREER STATISTICS

Season	gp-gs	min/avg	Total		3-Point		F-Throws		Rebounds				Scoring							
			fg-fga	pct	fg-fga	pct	ft-fta	pct	off	def	tot	avg	pf	fo	ast	to	blk	stl	pts	avg
2016-17	11-0	44/4.0	1-4	.250	0-1	.000	7-8	.875	5	5	10	0.9	5	0	1	2	1	2	9	0.8
2017-18	15-1	146/9.7	8-24	.333	1-3	.333	13-16	.813	9	22	31	2.1	10	0	4	6	2	5	30	2.0
TOTAL	26-1	190/7.3	9-28	.321	1-4	.250	20-24	.833	14	27	41	1.6	15	0	5	8	3	7	39	1.5

CONFERENCE STATISTICS

Season	gp-gs	min/avg	Total		3-Point		F-Throws		Rebounds				Scoring							
			fg-fga	pct	fg-fga	pct	ft-fta	pct	off	def	tot	avg	pf	fo	ast	to	blk	stl	pts	avg
2016-17	4-0	5/1.3	0-0	.000	0-0	.000	0-0	.000	0	0	0	0.0	0	0	1	0	0	1	0	0.0
2017-18	4-1	51/12.8	2-10	.200	0-2	.000	8-10	.800	4	4	8	2.0	1	0	3	3	1	1	12	3.0
TOTAL	8-1	56/7.0	2-10	.200	0-2	.000	8-10	.800	4	4	8	1.0	1	0	4	3	1	2	12	1.5



13

Nikola Djogo

Guard | 6-7 / 211 | Sophomore
Hamilton, Ontario | Athlete Institute Prep

MIKE BREY ON DJOGO

"The mystery man. One of the things that makes Nik important is that we lost shooting with (the graduation) of (V.J.) Beachem and (Steve) Vasturia. He is a shot maker and has shot it well. He has to take better care of the ball and he has made improvement there. A little bit of an x-factor for us because of his shooting ability."

HONORS AND AWARDS

- 2017 ACC Academic Honor Roll

2017-18

- Played a career-high 24 minutes at Georgia Tech and responded with a career-high five points and three rebounds.
- Missed the game against Southeastern Louisiana while he recovered from an illness.
- Logged seven key minutes vs. Indiana in the Crossroads Classic, finishing with three points and two rebounds.
- Saw his earliest playing time of the year at Delaware, as he was the second substitute to enter the game in the first half, finished with a 3FG in four minutes of action.
- Connected on his first career three-point field goal in the victory over LSU at the 2017 Maui Invitational.
- Played a career-high 10 minutes in the victory over Chicago State, dishing out four assists.
- Made his Notre Dame debut in the second half against Mount St. Mary's.

2016-17 OUTLOOK

- Sat out the 2016-17 season to preserve a year of eligibility.

HIGH SCHOOL

- Attended Saltfleet for his freshman through junior season before transferring to Athlete Institute Prep for his final year of prep competition.
- Averaged 18 points, 10 rebounds and seven assists in his junior season at Saltfleet, helping them to the Triple A OFSAA Championship (equal of state championship in United States).
- Helped Athletes Institute win the inaugural OSBA Championship in 2016.
- Also competed in volleyball and soccer during his prep career.

PERSONAL

- Full name is Nikola Djogo.
- Born in Hamilton, Ontario, Canada.
- Son of Djordje and Zana Djogo, along with older sister Anja.
- Parents moved from the former Yugoslavia to Ontario, Canada, to escape the Yugoslav Civil War fought throughout the 1990s.
- Enrolled in the Mendoza College of Business.

DJOGO GAMES WITH...

Category	17-18	Career
Double Figure Pts	0	0
20-Plus Points	0	0
30-Plus Points	0	0
10-Plus Rebounds	0	0
10-Plus Assists	0	0
Double-Double	0	0

DJOGO GAME-BY-GAME STATISTICS

	Opponent	FG-A	3FG-A	FT-A	O-D-R	PF	TP	A	TO	B	S	Min
11/11	at DePaul				DNP							
11/13	Mount St. Mary's	0-0	0-0	0-0	0-0-0	1	0	0	0	0	0	3
11/16	Chicago State	0-0	0-0	2-4	0-0-0	1	2	4	2	0	0	10
11/20	vs. Chaminade	0-2	0-1	0-0	0-0-0	1	0	0	0	0	0	4
11/21	vs. LSU	1-1	1-1	0-0	0-0-0	1	3	1	0	0	0	5
11/22	vs. Wichita State				DNP							
11/30	at Michigan State	0-0	0-0	0-0	0-0-0	0	0	0	0	0	0	1
12/3	St. Francis Brooklyn	0-1	0-0	0-0	1-0-1	0	0	0	0	0	0	3
12/5	Ball State				DNP							
12/9	at Delaware	1-2	1-2	0-0	0-0-0	0	3	0	0	0	0	4
12/16	vs. Indiana	1-3	1-2	0-0	1-1-2	1	3	0	0	0	0	7
12/19	Dartmouth	0-0	0-0	0-0	0-0-0	1	0	0	0	0	0	4
12/21	SE Louisiana				DNP							
12/30	Georgia Tech	0-2	0-1	1-2	1-1-2	0	1	1	0	0	0	8
1/3	NC State	1-4	0-1	0-0	1-1-2	3	2	1	2	1	0	13
1/6	at Syracuse	0-0	0-0	0-0	0-0-0	1	0	1	0	0	0	10
1/10	at Georgia Tech	2-7	1-4	0-2	1-2-3	0	5	0	0	0	0	24
1/13	North Carolina											
1/16	Louisville											
1/20	at Clemson											
1/27	Virginia Tech											
1/29	at Duke											
2/3	at NC State											
2/6	Boston College											
2/10	Florida State											
2/12	at North Carolina											
2/17	at Boston College											
2/19	Miami (FL)											
2/24	at Wake Forest											
2/28	Pittsburgh											
3/3	at Virginia											

DJOGO SEASON/CAREER HIGHS

Category	17-18 Season	Career
Points	5 at Georgia Tech (1/10/18)	5 at Georgia Tech (1/10/18)
Rebounds	3 at Georgia Tech (1/10/18)	3 at Georgia Tech (1/10/18)
Assists	4 Chicago State (11/16/17)	4 Chicago State (11/16/17)
Steals	1 at Georgia Tech (1/10/18)	1 at Georgia Tech (1/10/18)
Blocks	—	—
FGM	2 at Georgia Tech (1/10/18)	2 at Georgia Tech (1/10/18)
3FGM	1 four times	1 four times
FTM	2 Chicago State (11/16/17)	2 Chicago State (11/16/17)
Minutes	24 at Georgia Tech (1/10/18)	24 at Georgia Tech (1/10/18)

CAREER STATISTICS

Season	gp-gs	min/avg	Total		3-Point		F-Throws		Rebounds				Scoring							
			fg-fga	pct	fg-fga	pct	ft-fta	pct	off	def	tot	avg	pf	fo	ast	to	blk	stl	pts	avg
2017-18	13-0	96/7.4	6-22	.273	4-12	.333	3-8	.375	5	5	10	0.8	10	0	7	5	1	1	19	1.5
TOTAL	13-0	96/7.4	6-22	.273	4-12	.333	3-8	.375	5	5	10	0.8	10	0	7	5	1	1	19	1.5

CONFERENCE STATISTICS

Season	gp-gs	min/avg	Total		3-Point		F-Throws		Rebounds				Scoring							
			fg-fga	pct	fg-fga	pct	ft-fta	pct	off	def	tot	avg	pf	fo	ast	to	blk	stl	pts	avg
2017-18	4-0	55/13.8	3-13	.231	1-6	.167	1-4	.250	3	4	7	1.8	4	0	2	3	1	1	8	2.0
TOTAL	4-0	55/13.8	3-13	.231	1-6	.167	1-4	.250	3	4	7	1.8	4	0	2	3	1	1	8	2.0



21

Matt Gregory

Forward | 6-8 / 204 | Senior
Avon, IN | Cathedral

MIKE BREY ON GREGORY

"Matt needs to lead. He has as good of a feel for our culture and our standards as anyone in the program. He is a voice of reason. I love his maturity and what he brings to the locker room on a day-to-day basis."

AWARDS AND HONORS

- 2017 NABC Academic Honor Roll
- 2015, 2016, 2017 ACC Academic Honor Roll

2017-18

- Played a career-high six minutes in the victory over Chicago State on Nov. 11, hitting his first career three-point field goal.
- Awarded a scholarship in the summer of 2017.

2016-17

- Finished his third season as a walk-on member of the Irish roster.
- Saw action in the team's first two victories of the season over Bryant and Seattle and the win over Chicago State.
- Valuable practice player who can play both on the perimeter and inside during the team workouts.

2015-16

- Saw action in four games during the season, playing a minute each versus St. Francis, UMass-Lowell, Boston College and Wake Forest.

2014-15

- Played in 11 contests during his rookie season.
- Scored first career field goal in the win over Chicago State (11/29/14).
- Saw action in one Atlantic Coast Conference game against Florida State (12/13/14).
- Played a career-high five minutes versus Mount Saint Mary's (12/9/14).

PERSONAL

- Full name is Matthew Robert Gregory
- Born in Indianapolis, Indiana.
- Son of Kevin and Susan Gregory along with younger sister, Annie.
- His father is the chief meteorologist at WRTV-6 in Indianapolis and played tennis at Purdue where he earned all-Big Ten honors and received the Big Ten Medal of Honor.
- Valedictorian of Cathedral High School class of 2014.
- Recipient of Joe Dezellan Award, given annually to male and female varsity top senior athlete at Cathedral.
- Represents men's basketball on Notre Dame Student-Athlete Advisory Council (SAAC).
- Enrolled in the College of Arts and Letters with a dual major in pre-professional studies, psychology and environmental science.

GREGORY GAMES WITH...

Category	17-18	Career
Double Figure Pts	0	0
20-Plus Points	0	0
30-Plus Points	0	0
10-Plus Rebounds	0	0
10-Plus Assists	0	0
Double-Double	0	0

GREGORY GAME-BY-GAME STATISTICS

	Opponent	FG-A	3FG-A	FT-A	O-D-R	PF	TP	A	TO	B	S	Min
11/11	at DePaul				DNP							
11/13	Mount St. Mary's	0-0	0-0	0-0	0-0-0	0	0	0	0	0	0	1
11/16	Chicago State	1-1	1-1	0-0	0-1-1	0	3	0	0	0	0	6
11/20	vs. Chamaine	0-1	0-1	0-0	0-1-1	0	0	0	0	0	0	2
11/21	vs. LSU	0-1	0-1	0-0	0-0-0	0	0	0	0	0	0	4
11/22	vs. Wichita State				DNP							
11/30	at Michigan State	0-0	0-0	0-0	0-0-0	0	0	0	0	0	0	1
12/3	St. Francis Brooklyn	0-0	0-0	0-0	0-0-0	0	0	0	0	0	0	1
12/5	Ball State				DNP							
12/9	at Delaware	0-0	0-0	0-0	0-0-0	0	0	0	0	0	0	2
12/16	vs. Indiana				DNP							
12/19	Dartmouth				DNP							
12/21	SE Louisiana	0-1	0-0	0-0	0-0-0	0	0	0	0	0	0	3
12/30	Georgia Tech				DNP							
1/3	NC State	0-0	0-0	0-0	0-0-0	0	0	0	0	0	0	2
1/6	at Syracuse				DNP							
1/10	at Georgia Tech				DNP							
1/13	North Carolina											
1/16	Louisville											
1/20	at Clemson											
1/27	Virginia Tech											
1/29	at Duke											
2/3	at NC State											
2/6	Boston College											
2/10	Florida State											
2/12	at North Carolina											
2/17	at Boston College											
2/19	Miami (FL)											
2/24	at Wake Forest											
2/28	Pittsburgh											
3/3	at Virginia											

GREGORY SEASON/CAREER HIGHS

Category	17-18 Season	Career
Points	3 Chicago State (11/16/17)	2 Chicago State (11/29/14)
Rebounds	1 twice	1 four times
Assists	—	—
Steals	—	—
Blocks	—	—
FGM	1 Chicago State (11/16/17)	1 twice
3FGM	1 Chicago State (11/16/17)	1 Chicago State (11/16/17)
FTM	—	2 Fairleigh Dickinson (12/6/14)
Minutes	6 Chicago State (11/16/17)	6 Chicago State (11/16/17)

CAREER STATISTICS

Season	Total		3-Point		F-Throws		Rebounds				Scoring									
	gp-gs	min/avg	fg-fga	pct	fg-fga	pct	ft-fta	pct	off	def	tot	avg	pf	fo	ast	to	blk	stl	pts	avg
2014-15	11-0	21/1.9	1-3	.333	0-0	.000	2-4	.500	1	2	3	0.3	0	0	0	1	0	0	4	0.4
2015-16	5-0	6/1.2	0-3	.000	0-2	.000	0-0	.000	0	0	0	0.0	0	0	0	0	0	0	0	0.0
2016-17	5-0	6/1.2	0-4	.000	0-4	.000	0-0	.000	0	0	0	0.0	0	0	0	0	0	0	0	0.0
2017-18	9-0	21/2.3	1-4	.250	1-3	.333	0-0	.000	0	2	2	0.2	0	0	0	0	0	0	3	0.3
TOTAL	30-0	54/1.8	2-14	.143	1-9	.111	2-4	.500	1	4	5	0.2	0	0	0	1	0	0	7	0.2

CONFERENCE STATISTICS

Season	Total		3-Point		F-Throws		Rebounds				Scoring									
	gp-gs	min/avg	fg-fga	pct	fg-fga	pct	ft-fta	pct	off	def	tot	avg	pf	fo	ast	to	blk	stl	pts	avg
2014-15	1-0	1/1.0	0-0	.000	0-0	.000	0-0	.000	0	0	0	0.0	0	0	0	0	0	0	0	0.0
2015-16	2-0	2/1.0	0-1	.000	0-1	.000	0-0	.000	0	0	0	0.0	0	0	0	0	0	0	0	0.0
2016-17	1-0	1/1.0	0-0	.000	0-0	.000	0-0	.000	0	0	0	0.0	0	0	0	0	0	0	0	0.0
2017-18	1-0	2/2.0	0-0	.000	0-0	.000	0-0	.000	0	0	0	0.0	0	0	0	0	0	0	0	0.0
TOTAL	5-0	6/1.2	0-1	.000	0-1	.000	0-0	.000	0	0	0	0.0	0	0	0	0	0	0	0	0.0



23

Martinus Geben

Forward | 6-10 / 252 | Senior
Vilnius, Lithuania | St. Maria Goretti (MD)

MIKE BREY ON GEBEN

"Martinus needs to continue to play confidently like he did while winning the gold medal at the World University Games and that starts with post defense and rebounding. I think he becomes a little more of a post scorer for us this year."

HONORS AND AWARDS

- 2017 Notre Dame Knute Rockne Scholar-Athlete
- 2016 ACC Academic Honor Roll

2017-18

- Has pulled down five or more rebounds in 14 of Notre Dame's 17 games this season.
- Arguably the best player on the court at Georgia Tech, scoring a career-high 16 points with nine rebounds, two blocks and two steals.
- Has stepped up after the loss of Bonzie Colson to injury, posting career-highs in rebounds (13 vs. NC State, then 14 at Syracuse) and points (16 at Georgia Tech) in Colson's absence.
- Made a key defensive play in the final seconds of the victory at Syracuse, picking up a loose ball and throwing an outlet pass to T.J. Gibbs - whose lay up attempt was put back in with two seconds remaining by Rex Pflueger.
- Strong in the high post against Syracuse, dishing out a career-high four assists.
- Posted second career double-double vs. NC State with 10 points and a career-best 13 rebounds.
- Played a great second half against Georgia Tech, scoring 10 of his 12 points (4-of-5 shooting) with five rebounds and an assist.
- Continued his solid play by posting his first career double-double vs. St. Francis Brooklyn, logging a career-best 14 points with 10 rebounds.
- Played a solid 24 minutes at No. 3/3 Michigan State, scoring eight points with five rebounds and two blocks.
- Connected on the game-winning free throws with two seconds remaining to cap Notre Dame's come-from-behind 67-66 victory over No. 6/6 Wichita State in the 2017 Maui Invitational championship game.
- Earned his trip to the line on an out-of-bounds play, setting two screens then rolling to the basket and drawing a desperation foul.
- The Maui Invitational championship game ended up as Geben's best game at Notre Dame, matching his career-highs with 12 points and three assists while playing a season-high 25 minutes.
- Including the victory over LSU in Maui, Geben posted his first back-to-back double-digit scoring games of his career.
- Finished 11-for-12 from the floor in the three games of the Maui Invitational.
- A key member of the Lithuanian Student National Team that earned a gold medal at the 2017 World University Games in Taipei, Taiwan, with a victory over the United States (represented in the tournament by the 2017-18 Purdue men's basketball team).
- Averaged 10.8 points, 6.9 rebounds and shot 53.1% from the field during the World University Games. Returned to Lithuania from July 18 through July 25, 2017, to try out for a spot on the Lithuanian Students National Team to compete at the World University Games in Taipei, Taiwan, from August 19 through August 30, 2017.
- Toured China from July 27 through August 12 with the Lithuanian Students National Team in preparation for the World University Games.

2016-17

- Paint protector and enforcer down low who is equally adept at setting picks and defending them.
- Praised by head coach Mike Brey after his effort at Louisville, grabbing four rebounds and playing 16 minutes off the bench. His rebound dunk against the Cardinals cut the Louisville lead to four points with 1:29 remaining.

- Had his best performance off the bench vs. Boston College with six points and four rebounds in 10 minutes.
- Posted perhaps most complete game in an Irish uniform at Pittsburgh, just missing first career double-double with 10 points and nine rebounds - and hitting all of his field goal (4-for-4) and free throw (2-for-2) attempts.
- His 28 minutes played at Pittsburgh surpassed his total for ACC play from 2015-16 and was more than half of his total (55) from his freshman season.
- Played 19 minutes with seven rebounds, four points and two blocks in the victory over Saint Peter's.
- Logged 22 minutes against No. 15/16 Purdue in the Crossroads Classic, scoring a season-high 9 points, dishing out a career-best 3 assists and connecting on 3-of-4 free throws.
- Provided an instant boost off the bench in the second half over Iowa, making key plays during a run which allowed the Irish to seize control of the victory - finished the game with nine rebounds and one block in 11 minutes of action (after two quick fouls sent him to the bench early in the game).
- Grabbed a career-high 10 rebounds in the victory over Loyola Maryland and continued to play solid interior defense.
- Set the tone in the team's win over Seattle with great post defense against the Red Hawks' 7-3 center Aaron Menzies along with a put-back dunk in the game's first few minutes.
- Made his second career start against Bryant in the season-opening victory, grabbing a career-high seven rebounds in 12 minutes of action.

2015-16

- Saw action in 16 games during the season.
- Played a season-high nine minutes in the season-opening victory over St. Francis (11/13/15).
- Fifth European player to attend Notre Dame and play for Mike Brey. The other four players were Ivan Kartelo and Jere Macura (Split, Croatia), Tom Timmermans (Driehuis, Netherlands) and Eric Katenda (Paris, France).
- Member of the East Coast All-Stars team, along with classmate Matt Farrell, that traveled to Italy in the summer of 2016 and compiled a 3-1 record. Was a dominant force in the paint for the East Coast All-Stars, averaging 15.5 and 11.3 rebounds in four games.

2014-15

- Played in 22 contests during his rookie season with the Irish.
- Made only start of the season in Notre Dame's win at Georgia Tech (1/14/15).
- Saw action in nine ACC contests during his rookie season.
- Registered career highs of 12 points and six rebounds in third game of the season versus Coppin State (11/19/14)
- Played 10-plus minutes in 10 of the 22 contests he saw action in.
- Spent time as a member of the Lithuanian National Team at the 2013 FIBA U-19 World Championship in Prague, Czech Republic, earning a bronze medal and averaging 5.9 ppg, 5.2 rpg and shooting 61 percent from the field in nine games.

PERSONAL

- Full name is Martinus Geben.
- Born in Vilnius, Lithuania.
- Son of Artur and Elena Geben along with younger sister, Karolina.
- Enrolled in the Mendoza College of Business with a major in management consulting.

GEBEN GAME-BY-GAME STATISTICS

	Opponent	FG-A	3FG-A	FT-A	O-D-R	PF	TP	A	T	B	S	Min
11/11	*at DePaul	2-4	0-0	1-2	3-4-7	2	5	0	0	2	0	19
11/13	*Mount St. Mary's	4-5	0-0	1-1	1-1-2	0	9	1	1	2	1	15
11/16	*Chicago State	3-4	0-0	2-4	2-2-4	0	8	1	0	1	0	17
11/20	*vs. Chamainade	2-3	0-0	0-0	1-6-7	1	4	1	0	0	0	21
11/21	*vs. LSU	4-4	0-0	2-3	2-2-4	3	10	1	1	0	1	17
11/22	*vs. Wichita State	5-5	0-0	2-2	2-3-5	2	12	3	1	2	0	25
11/30	*at Michigan State	3-4	0-0	2-2	0-5-5	2	8	2	0	2	0	24
12/3	*St. Francis Brooklyn	4-6	0-0	6-6	3-7-10	0	14	0	2	1	0	27
12/5	*Ball State	4-8	0-0	4-4	1-4-5	2	12	2	1	1	2	22
12/9	*at Delaware	3-4	0-1	2-3	3-9-12	1	8	1	0	1	0	25
12/16	*vs. Indiana	1-2	0-0	0-0	1-4-5	4	2	0	1	0	0	23
12/19	*Dartmouth	3-3	0-0	7-8	3-6-9	1	13	2	5	1	0	22
12/21	*SE Louisiana	2-6	0-0	2-2	3-7-10	1	6	0	1	3	0	20
12/30	*Georgia Tech	5-8	0-0	2-2	3-2-5	2	12	1	2	0	0	25
1/3	*NC State	4-9	0-1	2-2	5-8-13	2	10	2	3	1	0	24
1/6	*at Syracuse	2-6	0-0	0-0	4-10-14	0	4	4	3	0	3	29
1/10	*at Georgia Tech	8-13	0-0	0-0	1-8-9	1	16	0	1	2	2	27
1/13	North Carolina											
1/16	Louisville											
1/20	at Clemson											
1/27	Virginia Tech											
1/29	at Duke											
2/3	at NC State											
2/6	Boston College											
2/10	Florida State											
2/12	at North Carolina											
2/17	at Boston College											
2/19	Miami (FL)											
2/24	at Wake Forest											
2/28	Pittsburgh											
3/3	at Virginia											

* - games started

GEBEN GAMES WITH...

Category	17-18	Career
Double Figure Pts	8	10
20-Plus Points	0	0
30-Plus Points	0	0
10-Plus Rebounds	5	6
10-Plus Assists	0	0
Double-Double	2	2

GEBEN SEASON/CAREER HIGHS

Category	17-18 Season	Career
Points	16 at Georgia Tech (1/10/18)	16 at Georgia Tech (1/10/18)
Rebounds	14 at Syracuse (1/6/18)	14 at Syracuse (1/6/18)
Assists	4 at Syracuse (1/6/18)	4 at Syracuse (1/6/18)
Steals	1 three times	1 nine times
Blocks	3 SE Louisiana (12/21/17)	3 SE Louisiana (12/21/17)
FGM	8 at Georgia Tech (1/10/18)	8 at Georgia Tech (1/10/18)
3FGM	-	-
FTM	7 Dartmouth (12/19/17)	7 Dartmouth (12/19/17)
Minutes	29 at Syracuse (1/6/18)	29 at Syracuse (1/6/18)

CAREER STATISTICS

Season	gp-gs		Total		3-Point		F-Throws			Rebounds				Scoring						
	gp-gs	min/avg	fg-fga	pct	fg-fga	pct	ft-fa	pct	off	def	tot	avg	pf	fo	ast	to	blk	stl	pts	avg
2014-15	22-1	194/8.8	11-20	.550	0-0	.000	14-20	.700	9	26	35	1.6	23	1	9	13	8	1	36	1.6
2015-16	16-0	48/3.0	6-11	.545	0-0	.000	10-10	1.000	5	10	15	0.9	11	0	0	4	2	1	22	1.4
2016-17	34-23	421/12.4	42-65	.646	0-0	.000	23-30	.767	42	73	115	3.4	66	3	25	22	11	13	107	3.1
2017-18	17-17	382/22.5	59-94	.628	0-2	.000	35-41	.854	38	88	126	7.4	24	0	21	22	19	9	153	9.0
TOTAL	89-41	1045/11.7	118-190	.621	0-2	.000	82-101	.812	94	197	291	3.3	124	4	55	61	40	24	318	3.6

CONFERENCE STATISTICS

Season	gp-gs		fg-fga		fg-fga		ft-fa			Rebounds				Scoring						
	gp-gs	min/avg	fg-fga	pct	fg-fga	pct	ft-fa	pct	off	def	tot	avg	pf	fo	ast	to	blk	stl	pts	avg
2014-15	9-1	55/6.1	2-6	.333	0-0	.000	1-2	.500	1	8	9	1.0	8	0	3	1	1	0	5	0.6
2015-16	8-0	15/1.9	3-5	.600	0-0	.000	2-2	1.000	2	3	5	0.6	4	0	0	1	1	1	8	1.0
2016-17	16-10	187/11.7	16-26	.615	0-0	.000	11-12	.917	16	25	41	2.6	26	1	12	8	0	5	43	2.7
2017-18	4-4	105/26.3	19-36	.528	0-1	.000	4-4	1.000	13	28	41	10.3	5	0	7	9	3	5	42	10.5
TOTAL	37-15	362/9.8	40-73	.548	0-1	.000	18-20	.900	32	64	96	2.6	43	1	22	19	5	11	98	2.6



25

Liam Nelligan

Guard | 6-5 / 195 | Senior
La Grange Park, IL | Benet Acad.

MIKE BREY ON NELLIGAN

"We added Liam to the roster as a walk-on because we needed more perimeter practice players for the blue team. In practice, Gibbs, Farrell and Pflueger are on the floor together a lot and I just didn't like having three big guys together on the blue team. He gives us another perimeter guy who can help us flow offensively and more in tune with the way we play."

2017-18

- Scored his first career field goal against Southeastern Louisiana, while pulling down a career-high two rebounds in three minutes of action.
- Saw his first career action in the final minute of the victory over Mount St. Mary's.

HIGH SCHOOL

- Standout guard for Benet Academy during his freshman and senior high school years, helping them to a runner-up finish in the Illinois Class 4A tournament in 2014.
- Averaged 12 points, eight rebounds and three assists per game as a senior.
- Earned three varsity letters in basketball along with one in baseball.
- 2014 East Suburban Catholic All-Conference selection.
- 2014 Chicago Tribune Scholar-Athlete.
- Helped the 2014 Benet Academy baseball team win the 2014 East Suburban Catholic Conference championship.
- Attended Singapore American School for his sophomore and junior high school seasons in Singapore, Singapore.
- 2013 Interscholastic Association of Southeast Asian Schools all-conference selection.
- 2013 Hong Kong International School Holiday all-tournament selection.
- Played AAU basketball for the Mercury Elite out of Northlake, Illinois.
- Was a member of the 2016 Notre Dame Bookstore Basketball championship as a teammate of 2016-17 Irish walk-on Pat Mazza.
- Brother, Connor, played football at Columbia University (2011-15).

PERSONAL

- Full name is Liam Joseph Nelligan.
- Son of Joe and Katie Nelligan.
- Joe Nelligan (1986) was a two-time captain and four-year letterwinner for the Notre Dame tennis team.
- Has three brothers and three sisters.
- Family has deep ties to the University of Notre Dame, as grandfather John Keyes (1958), father Joe (1986), brother Andrew (2011), brother Matthew (2013), uncle Kevin Keyes (1990), uncle John Breen (1985) and uncle Johnathan Kronstein (1990) are all Notre Dame graduates.
- Aunt Karen Robinson Keyes is a 1991 Notre Dame graduate and two-time Midwestern Conference Player of the Year for the Irish women's basketball team.
- Sister, Tess, is a junior at Notre Dame.
- Enrolled in the Mendoza College of Business with a major in finance.

NELLIGAN GAMES WITH...

Category	17-18	Career
Double Figure Pts	0	0
20-Plus Points	0	0
30-Plus Points	0	0
10-Plus Rebounds	0	0
10-Plus Assists	0	0
Double-Double	0	0

NELLIGAN GAME-BY-GAME STATISTICS

	Opponent	FG-A	3FG-A	FT-A	O-D-R	PF	TP	A	TO	B	S	Min
11/11	at DePaul				DNP							
11/13	Mount St. Mary's	0-0	0-0	0-0	0-0-0	0	0	0	0	0	0	1
11/16	Chicago State	0-0	0-0	0-0	0-0-0	0	0	0	0	0	0	2
11/20	vs. Chaminade	0-1	0-1	0-0	1-0-1	0	0	0	0	1	0	2
11/21	vs. LSU	0-0	0-0	0-0	0-0-0	0	0	0	0	0	0	2
11/22	vs. Wichita State				DNP							
11/30	at Michigan State				DNP							
12/3	St. Francis Brooklyn				DNP							
12/5	Ball State				DNP							
12/9	at Delaware				DNP							
12/16	vs. Indiana				DNP							
12/19	Dartmouth				DNP							
12/21	SE Louisiana	1-1	0-0	0-0	1-1-2	0	2	0	0	0	0	3
12/30	Georgia Tech				DNP							
1/3	NC State	0-0	0-0	0-0	0-0-0	0	0	0	0	0	0	2
1/6	at Syracuse				DNP							
1/10	at Georgia Tech				DNP							
1/13	North Carolina											
1/16	Louisville											
1/20	at Clemson											
1/27	Virginia Tech											
1/29	at Duke											
2/3	at NC State											
2/6	Boston College											
2/10	Florida State											
2/12	at North Carolina											
2/17	at Boston College											
2/19	Miami (FL)											
2/24	at Wake Forest											
2/28	Pittsburgh											
3/3	at Virginia											

NELLIGAN SEASON/CAREER HIGHS


Category	17-18 Season	Career
Points	2 SE Louisiana (12/21/17)	2 SE Louisiana (12/21/17)
Rebounds	2 SE Louisiana (12/21/17)	2 SE Louisiana (12/21/17)
Assists	—	—
Steals	—	—
Blocks	1 vs. Chaminade (11/20/17)	1 vs. Chaminade (11/20/17)
FGM	—	—
3FGM	—	—
FTM	—	—
Minutes	3 SE Louisiana (12/21/17)	3 SE Louisiana (12/21/17)

CAREER STATISTICS

Season	gp-gs	min/avg	Total		3-Point		F-Throws		Rebounds				Scoring							
			fg-fga	pct	fg-fga	pct	ft-fta	pct	off	def	tot	avg	pf	fo	ast	to	blk	stl	pts	avg
2017-18	6-0	12/2.0	1-2	.500	0-1	.000	0-0	.000	2	1	3	0.5	0	0	0	0	1	0	2	0.3
TOTAL	6-0	12/2.0	1-2	.500	0-1	.000	0-0	.000	2	1	3	0.5	0	0	0	0	1	0	2	0.3

CAREER CONFERENCE STATISTICS

Season	gp-gs	min/avg	Total		3-Point		F-Throws		Rebounds				Scoring							
			fg-fga	pct	fg-fga	pct	ft-fta	pct	off	def	tot	avg	pf	fo	ast	to	blk	stl	pts	avg
2017-18	1-0	2/2.0	0-0	.000	0-0	.000	0-0	.000	0	0	0	0.0	0	0	0	0	0	0	0	0.0
TOTAL	1-0	2/2.0	0-0	.000	0-0	.000	0-0	.000	0	0	0	0.0	0	0	0	0	0	0	0	0.0



33

John Mooney

Forward | 6-9 / 248 | Sophomore
Orlando, FL | Lake Brantley

MIKE BREY ON MOONEY

"John has the ability to stretch the floor and shoot it. Given that we lost shooting to graduation, that makes him important in our plans. He also has the physicality to rebound and play post defense."

HONORS AND AWARDS

- 2017 ACC Academic Honor Roll

2017-18

- Earned a career-high 25 minutes at Georgia Tech and responded with his first double-figure scoring game of his career, posting 11 points with eight rebounds.
- Stretch four big man who will play a key role on Notre Dame's front line in the coming seasons.
- Logged key minutes vs. Indiana in the Crossroads Classic, hitting two three-point field goals and pulling down two rebounds.
- Matched his minutes-played career high vs. Ball State with 19 and grabbed a career-best seven rebounds against the Cardinals.
- Best game of the young season came in the Maui Invitational against LSU, scoring nine points with six rebounds and was 2-for-2 from three-point range.
- Scored a career-high nine points with five rebounds in the victory over Chicago State.

2016-17

- Made the most of his seven minutes of action against Loyola Maryland with seven points, four rebounds and his first career three point field goal.
- Grabbed a career-best five rebounds off the bench in the victory over Seattle.
- Made his Notre Dame debut in the season-opening win over Bryant, playing four minutes and grabbing two rebounds.

HIGH SCHOOL

- Led Lake Brantley High School to a 22-4 record as a senior, averaging 24 points, 14 rebounds and five blocks per game.
- Named Orlando Sentinel Player of the Year, Florida 8A Player of the Year and first-team all-Florida.
- Named the MVP of the Toyota Classic in Lexington, Ky., posting 24 points and 26 rebounds in the championship game.
- Finished as Lake Brantley's all-time leading rebounder and scorer while averaging 19 wins per season throughout his high school career.
- Member of the Nike Team Florida AAU team.
- Earned Lake Brantley's Gary Hayes Memorial Award for a student-athlete who shows leadership.

PERSONAL

- Full name is John Patrick Mooney.
- Born in Baltimore, Md.
- Son of Kevin and Margaret Mooney, along with older brother Brendan and older sister Caitlin.
- Brother, Brendan, played basketball at Spring Hill College in Mobile, Ala., following in the footsteps of father, Kevin, who played golf at Spring Hill College.
- Enrolled in the Mendoza College of Business.

MOONEY GAMES WITH...

Category	17-18	Career
Double Figure Pts	1	1
20-Plus Points	0	0
30-Plus Points	0	0
10-Plus Rebounds	0	0
10-Plus Assists	0	0
Double-Double	0	0

MOONEY GAME-BY-GAME STATISTICS

	Opponent	FG-A	3FG-A	FT-A	O-D-R	PF	TP	A	TO	B	S	Min
11/11	at DePaul	1-2	1-2	0-0	0-1-1	2	3	0	0	0	0	8
11/13	Mount St. Mary's	2-3	0-1	0-0	0-2-2	2	4	1	0	0	1	11
11/16	Chicago State	3-4	1-1	2-2	2-3-5	3	9	1	1	1	0	16
11/20	vs. Chaminade	1-1	1-1	0-2	0-4-4	1	3	0	1	1	0	11
11/21	vs. LSU	3-5	2-2	1-3	2-4-6	1	9	1	0	0	1	19
11/22	vs. Wichita State	1-2	0-1	0-0	0-1-1	1	2	0	1	0	0	6
11/30	at Michigan State	0-0	0-0	0-0	0-0-0	0	0	0	1	0	0	2
12/3	St. Francis Brooklyn	1-2	0-0	0-0	0-3-3	2	2	0	2	0	0	9
12/5	Ball State	2-3	1-2	1-2	0-7-7	3	6	1	0	0	1	19
12/9	at Delaware	0-1	0-1	0-0	0-0-0	2	0	1	0	0	1	9
12/16	vs. Indiana	2-4	2-3	0-0	0-2-2	4	6	0	0	1	0	15
12/19	Dartmouth	0-0	0-0	0-0	0-1-1	2	0	1	0	0	0	6
12/21	SE Louisiana	1-4	0-1	1-2	3-1-4	2	3	1	0	1	0	8
12/30	Georgia Tech	1-3	0-2	0-0	0-3-3	2	2	1	1	0	1	10
1/3	NC State	1-4	0-2	2-2	1-4-5	2	4	0	1	1	1	17
1/6	at Syracuse	2-6	0-1	0-2	1-1-2	1	4	0	0	0	1	15
1/10	at Georgia Tech	4-7	0-2	3-4	2-6-8	1	11	0	1	0	0	25
1/13	North Carolina											
1/16	Louisville											
1/20	at Clemson											
1/27	Virginia Tech											
1/29	at Duke											
2/3	at NC State											
2/6	Boston College											
2/10	Florida State											
2/12	at North Carolina											
2/17	at Boston College											
2/19	Miami (FL)											
2/24	at Wake Forest											
2/28	Pittsburgh											
3/3	at Virginia											

MOONEY SEASON/CAREER HIGHS

Category	17-18 Season	Career
Points	11 at Georgia Tech (1/10/18)	11 at Georgia Tech (1/10/18)
Rebounds	8 at Georgia Tech (1/10/18)	8 at Georgia Tech (1/10/18)
Assists	1 five times	1 seven times
Steals	1 four times	1 five times
Blocks	1 four times	1 five times
FGM	4 at Georgia Tech (1/10/18)	4 at Georgia Tech (1/10/18)
3FGM	2 twice	2 twice
FTM	3 at Georgia Tech (1/10/18)	3 at Georgia Tech (1/10/18)
Minutes	25 at Georgia Tech (1/10/18)	25 at Georgia Tech (1/10/18)

CAREER STATISTICS

Season	gp-gs	min/avg	Total		3-Point		F-Throws		Rebounds				Scoring							
			fg-fga	pct	fg-fga	pct	ft-fta	pct	off	def	tot	avg	pf	fo	ast	to	blk	stl	pts	avg
2016-17	12-0	46/3.8	5-8	.625	2-4	.500	2-2	1.000	6	13	19	1.6	5	0	2	1	1	1	14	1.2
2017-18	17-0	206/12.1	25-51	.490	8-22	.364	10-19	.526	11	43	54	3.2	31	0	8	9	5	7	68	4.0
TOTAL	29-0	252/8.7	30-59	.508	10-26	.385	12-21	.571	17	56	73	2.5	36	0	10	10	6	8	82	2.8

CONFERENCE STATISTICS

Season	gp-gs	min/avg	Total		3-Point		F-Throws		Rebounds				Scoring							
			fg-fga	pct	fg-fga	pct	ft-fta	pct	off	def	tot	avg	pf	fo	ast	to	blk	stl	pts	avg
2016-17	4-0	5/1.3	0-1	.000	0-0	.000	0-0	.000	0	0	0	0.0	0	0	0	1	0	0	0	0.0
2017-18	4-0	67/16.8	8-20	.400	0-7	.000	5-8	.625	4	14	18	4.5	6	0	1	3	1	3	21	5.3
TOTAL	8-0	72/9.0	8-21	.381	0-7	.000	5-8	.625	4	14	18	2.3	6	0	1	4	1	3	21	2.6



35

Bonzie Colson

Forward | 6-6 / 224 | Senior
New Bedford, MA | St. Andrew's School (RI)

MIKE BREY ON COLSON

"Bonzie needs to do a little bit of everything for us this year. The biggest thing is to have him enjoy the journey this year and not feel pressure. Everyone is going to come after him. He loves to win and is focused on that and that is a great trait to have. It is up to me to find where to play him on the court throughout the game where he will be the toughest matchup."

AWARDS AND HONORS:

- 2017-18 Wooden Award Midseason Top 25
- 2017-18 Lute Olson Award Midseason Watch List
- 2017-18 ACC Player of the Week (Dec. 26, 2017)
- 2017-18 Associated Press Preseason All-American
- 2017-18 Sports Illustrated Preseason All-American
- 2017-18 The Sporting News Preseason All-American
- 2017-18 The Athletic Preseason All-American
- 2017-18 Oscar Robertson Award Watch List (Top CBB Player)
- 2017-18 Atlantic Coast Conference Preseason Player of the Year
- 2017-18 Preseason All-ACC First Team
- 2017-18 Sports Illustrated Preseason ACC Player of the Year
- 2017-18 Blue Ribbon Preseason Yearbook National Player of the Year
- 2017-18 Karl Malone Award Watch List (Top CBB PF)
- 2017-18 Blue Ribbon Preseason Yearbook ACC Player of the Year
- 2017-18 Blue Ribbon Preseason Yearbook First Team All-American
- 2017-18 Collegensider.com Luke Olson Player of the Week (Nov. 27, 2017)
- 2017 Maui Invitational All-Tournament Team
- 2017 Associated Press All-American, Third Team
- 2017 The Sporting News All-American, Third Team
- 2017 CBSports.com All-American, Third Team
- 2017 Basketball Times All-American, Second Team
- 2017 College Sports Madness All-American, Third Team
- 2017 All-ACC First Team Selection
- 2017 ACC All-Tournament Team, First Team
- 2017 Notre Dame Monogram Club Team MVP
- 2017 Karl Malone Trophy Finalist (Top PF in the nation)
- 2017 Wooden Award Final 15 Selection (March 4, 2017)
- 2017 Naismith Award Top 30 (Feb. 9, 2017)
- 2016-17 Naismith Award Player of the Week (Feb. 14, 2017)
- 2016-17 USBWA Oscar Robertson Player of the Week (Feb. 14, 2017)
- 2016-17 Collegensider.com Lute Olson Player of the Week (Feb. 13, 2017)
- 2016-17 NCAA.com All-Week Team (Feb. 13, 2017)
- 2016-17 College Sports Madness National and ACC Player of the Week (Feb. 13, 2017)
- 2016-17 NBC College Basketball Talk National Player of the Week (Feb. 13, 2017)
- 2016-17 ACC Player of the Week (Feb. 13, 2017)
- 2016-17 ACC Player of the Week (Dec. 5, 2016)
- 2015 Notre Dame Newcomer of the Year
- Collegensider.com Lute Olson Player of the Week (2/18/16)

2017-18

- Fractured his left foot in practice on Friday, December 29, 2017, and is expected to miss eight weeks of game action. Underwent successful surgery on Thursday, January 4, 2018.
- Led the Irish to an ACC opening victory over Georgia Tech with 22 points and a career-high matching 17 rebounds with three blocks and two steals - while

playing on what was diagnosed after the game as a fractured left foot.

- Earned third ACC Player of the Week award in Dec. 26, 2017 after his performances vs. Dartmouth and Southeastern Louisiana, averaging 26.5 ppg, 10.5 rpg, 3.0 bpg while shooting .618 from the floor and .556 from three-point range.
- Posted eighth double-double of the season vs. Southeastern Louisiana with 16 points and 10 rebounds - while missing 10 minutes of the first half recovering from a bloody nose suffered in a collision under the basket.
- Exploded for a career-high 37 points in the victory over Dartmouth, shooting 15-of-21 from the floor, 3-of-5 from three-point range and collecting 11 rebounds.
- With 4:36 remaining vs. Dartmouth and the Irish with a three point lead, Colson took over the game: hit a 3FG at the top of the key, then stole the ball in the backcourt for a dunk before yet another steal on the next Big Green possession to put the Irish ahead to stay.
- Became the 14th Notre Dame player to collect 800 career rebounds vs. Dartmouth.
- Carried the Irish through the overtime loss vs. Indiana in the Crossroads Classic with a season-high 29 points, 11 rebounds and two steals - scoring six of Notre Dame's 12 points in overtime.
- Worked around a constant double team at Delaware for his fifth double-double of the season with 19 points and 12 rebounds, shooting 8-of-12 from the floor with two steals.
- Posted his fourth 20-point game of the season against Ball State, shooting 10-for-19 from the floor with 26 points.
- Turned in a great tournament performance at the Maui Invitational, with 23 points, 8 rebounds vs. Chaminade, 12 points and 11 rebounds vs. LSU and a game-high 25 points with 11 rebounds in the come-from-behind victory over No. 6/6 Wichita State.
- His lay up with under a minute remaining in regulation cut Wichita State's lead to one point at 65-66, after hitting a key three pointer just minutes earlier.
- Led the Irish to victory over Mount St. Mary's with 27 points (on 11-of-15 shooting) with 11 rebounds.
- Began the season with his 24th career double-double in the victory at DePaul, scoring 18 points with a game-high 13 rebounds.
- His 12th of 13 rebounds at DePaul was the 700th of his career, becoming the 20th Irish player to reach that statistical plateau. He is the 12th Notre Dame player in school history to post over 1,200 points with 700 career rebounds.

2016-17

- Capped his season with a virtuoso performance against West Virginia in the second round of the NCAA tournament, scoring a game-high 27 points with a career-best four three-point field goals, shooting 10-of-15 from the floor with eight rebounds.
- Posted eight 20-point scoring performances in the final 12 games of the season, including a stellar 29-point explosion in the ACC Championship final against Duke.
- Earned all-ACC tournament honors as arguably the best all-around player in the tournament - averaging 22.7 ppg, 8.3 rpg, 1.0 bpg and 1.2 spg while shooting .521 from FG and .500 (3-for-6) from 3FG.
- Finished off the home schedule with his 18th double-double of the season, scoring 18 points with 11 rebounds in the victory over Boston College.
- Led the team to victory over Georgia Tech with 20 points and 11 rebounds, his 17th double-double of the season and seventh 20-10 game of the year.
- Hit 20 points for the third consecutive game, a first in his career, with 20 points and six rebounds at Boston College.
- Exploded for a career-high 33 points against No. 14/15 Florida State, including an impressive 20 points and 8 rebounds in the second half, finishing with 16 rebounds for his 16th double-double of the season.
- During his big game against the Seminoles, became the 61st Notre Dame player to score 1,000 career points.
- Compiled yet another impressive double-double performance, perhaps the best of his career, against Wake Forest, with a game-high 27 points, 16 rebounds and a career-best five blocked shots.
- Efforts vs. Wake Forest and Florida State earned Colson second ACC Player of

the Week award on Monday, Feb. 13.

- Posted perhaps his toughest double-double of the year at North Carolina, battling the Tar Heel front line to grab 10 rebounds with 17 points - his ACC-leading 14th double-double of the year.
- Earned the 13th double-double of the season at Georgia Tech, tallying 13 points and 13 rebounds in 30 minutes.
- Logged his sixth 20-point scoring game of the season against No. 12/13 Virginia, shooting 8-of-11 from the floor for 20 points, and three blocks.
- Posted his 12th double-double of the season (and fifth in ACC play) despite playing just six minutes in the first half against Syracuse due to foul trouble - ended game with 14 points and game-high 14 rebounds (10 points and 10 rebounds in the second half).
- Battled against the Louisville front line to post his ninth double-double of the season, grabbing a game-high 14 rebounds along with 18 points.
- Posted a career-high 40 minutes in the victory at Pittsburgh, compiling his eighth double-double of the season with 21 points and a game-high 14 rebounds.
- Recorded seventh double-double of the season with 23 points and 10 rebounds vs. No. 15/16 Purdue in the Crossroads Classic.
- First non-guard at Notre Dame to score double-figure points in a season's first 16 games since Luke Harangody in 2009-10.
- Named ACC Player of the Week for the first time in his career of Monday, Dec. 4, after averaging 17.0 pts, 14.0 rebounds and 2.5 blocks per game in Notre Dame's victories over Iowa and North Carolina A&T.
- Recorded sixth double-double of the season with 17 points, a game-high 14 rebounds and shot 6-of-11 from the floor in the win over Fort Wayne while hitting a career-high three-point field goal.
- Was a force in the paint during the Legends Classic semifinal and final, posting back-to-back double-doubles against Colorado (22 pts, 12 reb) and Northwestern (13 pts, 11 reb).

2015-16

- Registered his first career 30-point game with 31 points and 11 rebounds at Duke (1/16/16), helping the Irish claim their first win at Cameron Indoor Stadium.
- Posted fourth double-double of the season vs. Duke (3/10/16) in the ACC Quarterfinals, scoring 12 points with a career-high 12 rebounds.
- Dominated the second half of the victory over No. 2/1 North Carolina (2/6/16) with 13 points (4-6 from the field) and seven rebounds, including four offensive rebounds.
- Started 24 contests during the season season but also embraced a role to add energy off the Irish bench in 11 games.
- Earned his third double-double of the season and career vs. North Carolina (3/11/16) in the ACC Semifinals, leading the team with 19 points and 10 rebounds.
- Scored in double figures 22 times in 35 games, adding five 10-plus rebound performances.

CAREER STATISTICS

Season	gp-gs	min/avg	Total		3-Point		F-Throws		Rebounds				Scoring							
			fg-fga	pct	fg-fga	pct	ft-fa	pct	off	def	tot	avg	pf	fo	ast	to	blk	stl	pts	avg
2014-15	32-1	386/12.1	66-111	.595	1-7	.143	46-61	.754	27	59	86	2.7	42	0	13	14	22	19	179	5.6
2015-16	36-24	910/25.3	150-282	.532	4-12	.333	96-124	.774	87	153	240	6.7	86	1	34	36	36	31	400	11.1
2016-17	36-36	1156/32.1	236-449	.526	26-60	.433	141-180	.783	104	258	362	10.1	81	0	56	44	50	40	639	17.8
2017-18	14-14	470/33.6	113-215	.526	11-36	.306	62-78	.795	32	113	145	10.4	25	0	16	26	33	28	299	21.4
TOTAL	118-75	2922/24.8	565-1057	.535	42-115	.365	345-443	.779	250	583	833	7.1	234	1	119	120	141	118	1517	12.9

CONFERENCE STATISTICS

2014-15	32-1	386/12.1	66-111	.595	1-7	.143	46-61	.754	27	59	86	2.7	42	0	13	14	22	19	179	5.6
2015-16	36-24	910/25.3	150-282	.532	4-12	.333	96-124	.774	87	153	240	6.7	86	1	34	36	36	31	400	11.1
2016-17	36-36	1156/32.1	236-449	.526	26-60	.433	141-180	.783	104	258	362	10.1	81	0	56	44	50	40	639	17.8
2017-18	14-14	470/33.6	113-215	.526	11-36	.306	62-78	.795	32	113	145	10.4	25	0	16	26	33	28	299	21.4
TOTAL	118-75	2922/24.8	565-1057	.535	42-115	.365	345-443	.779	250	583	833	7.1	234	1	119	120	141	118	1517	12.9

COLSON GAME-BY-GAME STATISTICS

	Opponent	FG-A	3FG-A	FT-A	O-D-R	PF	TP	A	TO	B	S	Min
11/11	*at DePaul	6-14	0-3	6-9	2-11-13	2	18	5	1	1	0	39
11/13	*Mount St. Mary's	11-15	1-1	4-4	3-8-11	0	27	1	2	3	3	31
11/16	*Chicago State	7-10	0-1	1-1	2-7-9	2	15	1	2	5	1	24
11/20	*vs. Chaminade	8-11	1-1	6-6	1-7-8	2	23	0	0	3	0	30
11/21	*vs. LSU	5-11	1-3	1-3	1-10-11	1	12	1	2	0	5	29
11/22	*vs. Wichita State	9-17	1-4	6-10	3-8-11	4	25	1	0	2	2	35
11/30	*at Michigan State	6-19	1-4	4-4	1-5-6	1	17	1	1	4	5	36
12/3	*St. Francis Brooklyn	5-11	0-0	3-4	3-6-9	4	13	1	2	3	1	26
12/5	*Ball State	10-19	0-4	6-9	0-6-6	1	26	0	4	1	2	38
12/9	*at Delaware	8-12	1-2	2-2	2-10-12	2	19	2	3	1	2	35
12/16	*vs. Indiana	9-21	0-3	11-13	4-7-11	2	29	1	4	1	2	43
12/19	*Dartmouth	15-21	3-5	4-5	2-9-11	1	37	1	0	2	3	37
12/21	*SE Louisiana	6-13	2-4	2-2	2-8-10	1	16	2	2	4	0	28
12/30	*Georgia Tech	8-21	0-1	6-6	6-11-17	2	22	1	3	3	2	39
1/3	NC State				DNP							
1/6	at Syracuse				DNP							
1/10	at Georgia Tech				DNP							
1/13	North Carolina											
1/16	Louisville											
1/20	at Clemson											
1/27	Virginia Tech											
1/29	at Duke											
2/3	at NC State											
2/6	Boston College											
2/10	Florida State											
2/12	at North Carolina											
2/17	at Boston College											
2/19	Miami (FL)											
2/24	at Wake Forest											
2/28	Pittsburgh											
3/3	at Virginia											

* - games started

2014-15

- Enjoyed strong rookie outing with the Irish as he logged more minutes than any freshman on the squad.
- Saw action in 15 ACC contests and made his only career start in a win at home versus Miami (1/17/15).
- In his return back to the New England area when the Irish faced Boston College (2/21/15), he finished with 16 points (on 8-9 shooting from the field) and six rebounds in just 14 minutes off the bench.
- Posted a 17-point performance in ACC Championship semifinal win over Duke (3/13/15).

PERSONAL

- Full name is Bonzie Alexander Colson II.
- Born in Washington, D.C.
- Son of Bonzie and Cynthia Colson, along with younger sister Sydni.
- His father was a four-year starting center at the University of Rhode Island and one of the Rams' career shot block leaders.
- During the 1987-88 campaign, the elder Colson helped Rhode Island to a school-best 28-7 record and an appearance in the NCAA Championship Sweet 16.
- Bonzie Sr. also spent time as an assistant coach on the George Washington and Boston College coaching staffs.
- Enrolled in the College of Arts and Letters with a major in film, television and theatre.

COLSON SEASON/CAREER HIGHS

Category	17-18 Season	Career
Points	37 Dartmouth (12/19/17)	37 Dartmouth (12/19/17)
Rebounds	17 Georgia Tech (12/30/17)	17 twice
Assists	5 at DePaul (11/11/17)	5 three times
Steals	5 twice	5 twice
Blocks	5 Chicago State (11/16/17)	5 twice
FGM	15 Dartmouth (12/19/17)	15 Dartmouth (12/19/17)
3FGM	3 Dartmouth (12/19/17)	4 vs. West Virginia (3/18/17)
FTM	11 vs. Indiana (12/16/17)	12 Iowa (11/29/16)
Minutes	43 vs. Indiana (12/16/17)	43 vs. Indiana (12/16/17)

COLSON GAMES WITH...

Category	17-18	Career
Double Figure Pts	14	75
20-Plus Points	7	23
30-Plus Points	1	3
10-Plus Rebounds	9	34
10-Plus Assists	0	0
Double-Double	9	32

CAREER STAT RANKINGS

SCORING

Rnk	Name	Statistic
10	David Graves	1746
11	Jerian Grant	1739
12	Kelly Tripucka	1719
13	Bob Arzen	1665
14	Bob Whitmore	1580
15	BONZIE COLSON	1517
16	LaPhonso Ellis	1505
17	Elmer Bennett	1488
18	Pat Connaughton	1465
19	Chris Quinn	1454
20	Don Williams	1433

REBOUNDS

Rnk	Name	Statistic
5	Bob Whitmore	1,043
6	Bob Arzen	944
7	Troy Murphy	924
8	Michael Graney	893
9	Collis Jones	884
10	Ron Reed	872
11	Adrian Dantley	843
12	BONZIE COLSON	833
13	Pat Connaughton	823
14	Zach Auguste	822
15	Jack Cooley	792

ASSISTS

16	David Graves	340
17	Demetrius Jackson	335
18	Steve Vasturia	331
19	MATT FARRELL	324
20	Matt Carroll	314

BLOCKED SHOTS

1	Jordan Cornette	201
2	LaPhonso Ellis	200
3	Ryan Humphrey	166
4	Torin Francis	157
5	BONZIE COLSON	141
6	Troy Murphy	126
7	Rob Kurz	122
8	Jack Cooley	116

THREE POINT FIELD GOALS MADE

15	Tim Abromaitis	160
16	Ben Hansbrough	154
17	Russell Carter	139
18	MATT FARRELL	134
19	Demetrius Jackson	133
20	Luke Zeller	109

LAST WIN/LOSS VS. RANKED OPPONENT IN ASSOCIATED PRESS POLL

	Date	ND Rank	Opponent	Location	Score
Win vs. #1	1-21-12		Syracuse	Purcell Pavilion	67-58
Loss vs. #1	12-10-16	23	Villanova\$	Prudential Center	66-74
Win vs. #2	2-6-16		North Carolina	Purcell Pavilion	80-76
Loss vs. #2	2-28-09		Connecticut	Gampel Pavilion	65-72
Win vs. #3	3-3-90		Missouri	Purcell Pavilion	98-67
Loss vs. #3	11-30-17	5	Michigan State	Breslin Center	63-81
Win vs. #4	1-28-15	8	Duke	Purcell Pavilion	77-73
Loss vs. #4	2-7-15	10	Duke	Cameron Indoor	60-90
Win vs. #5	2-12-09		Louisville	Purcell Pavilion	90-57
Loss vs. #5	1-2-16		Virginia	J. P. Jones Arena	66-77
Win vs. #6	11-22-17	13	Wichita State!	Lahaina Civic Center	67-66
Loss vs. #6	1-6-03	5	Pittsburgh	Petersen Events Center	55-72
Win vs. #7	1-4-14		Duke	Purcell Pavilion	79-77
Loss vs. #7	3-11-14		North Carolina%	Verizon Center	47-78
Win vs. #8	11-29-12		Kentucky	Purcell Pavilion	64-50
Loss vs. #8	3-4-17	19	Louisville	KFC Yum! Center	64-71
Win vs. #9	1-4-17	23	Louisville	Purcell Pavilion	77-70
Loss vs. #9	2-4-13	25	Syracuse	Carrier Dome	47-63
Win vs. #10	2-21-01	18	Boston College	Purcell Pavilion	76-75
Loss vs. #10	1-18-17	15	Florida State	Tucker Center	80-83
Win vs. #11	2-9-13	25	Louisville (SOT)	Purcell Pavilion	104-101
Loss vs. #11	2-27-12	20	Georgetown	Verizon Center	41-59
Win vs. #12	3-14-13	24	Marquette*	Madison Square Garden	73-65
Loss vs. #12	2-5-17	20	North Carolina	Greensboro Coliseum	76-83
Win vs. #13	2-13-16		Louisville	KFC Yum! Center	71-66
Loss vs. #13	3-18-17	14	West Virginia^	KeyBankCenter	71-83
Win vs. #14	2-11-17		Florida State	Purcell Pavilion	84-72
Loss vs. #14	3-11-17	22	Duke%	Barclays Center	69-75

Win vs. #15	2-4-12		Marquette	Purcell Pavilion	76-59
Loss vs. #15	12-17-16		Purdue#	BankersLife Fieldhouse	81-86
Win vs. #16	3-10-17	22	Florida State%	Barclays Center	77-73
Loss vs. #16	1-18-03	10	Kentucky	Rupp Arena	73-88
Win vs. #17	3-7-70	15	Ohio U.^	UD Arena	112-82
Loss vs. #17	2-3-16		Miami	BankUnited Center	70-79
Win vs. #18	1-5-15	13	North Carolina	Dean Smith Center	71-70
Loss vs. #18	12-17-11		Indiana#	BankersLife Fieldhouse	58-69
Win vs. #19	3-10-15		Duke%	Verizon Center	84-79
Loss vs. #19	11-30-11		Gonzaga	McCarthy Ath. Center	53-73
Win vs. #20	2-18-13	25	Pittsburgh	Petersen Events Center	51-42
Loss vs. #20	1-12-09	12	Louisville	Freedom Hall	73-87
Win vs. #21	3-9-17	22	Virginia%	Barclays Center	71-58
Loss vs. #21	1-30-17	20	Duke	Purcell Pavilion	74-84
Win vs. #22	12-27-11		Pittsburgh	Purcell Pavilion	72-59
Loss vs. #22	3-2-13	21	Marquette	Bradley Center	64-72
Win vs. #23	12-3-06		Maryland@	Verizon Center	81-74
Loss vs. #23	12-3-13		Iowa	Carver-Hawkeye Arena	93-98
Win vs. #24	3-21-15	8	Butler^ (OT)	Consol Energy Center	67-64
Loss vs. #24	1-9-16		Pittsburgh	Purcell Pavilion	82-86
Win vs. #25	3-10-11	4	Cincinnati*	Madison Square Garden	89-51
Loss vs. #25	3-13-08		Marquette*	Madison Square Garden	79-89

Event Notes

\$ - Never Forget Tribute Classic

% - ACC Tournament

* - Big East Tournament

! - Maui Invitational

- Crossroads Classic

@ - BB&T Classic

- Crossroads Classic

^ - NCAA Tournament

THE LAST TIME ...

NOTRE DAME RECORDED A ...

1-Point win	67-66, vs. Wichita State (11/22/17) at Maui Invitational
30-Point win	30, vs. NC State (1/3/18)*
40-Point win	43, vs. Seattle (11/16/16)*
50-Point win	54, vs. North Carolina A&T (12/4/16)*@
30-Point loss	30, vs. Duke (2/7/15)

NOTRE DAME SHOT ...

55% on FGs	57.6% (34-59), vs. Dartmouth (12/19/17)*
60% on FGs	62.1% (36-58), vs. Chicago State (11/16/17)*
65% on FGs	66.0% (35-53), vs. Boston College (2/21/15)
90% on FTs (10+ att)	92.9% (13-14), at Delaware (12/9/17)
70% on 3FGs (10+ att)	71.4% (15-21), at Florida State (1/18/17)
100% on FTs (10+ att)	1.000% (14-14) vs. North Carolina A&T (12/4/16)*
100% on FTs	1.000% (6-6) vs. Villanova (12/10/16)

NOTRE DAME ...

Won 10 games in a row	11, (11/26/14 - 1/5/15)
Won 15 games in a row	18, (12/31/53 - 3/9/54)
Won 20 games in a row	Never
Lost 5 games in a row	7, (1/12/09 - 2/7/09)
Scored 100 points	105 vs. Chicago State (11/16/17)*
Scored 100 points on the road	103, vs. Providence (2/21/09)
Scored 100 points at a neutral site	100, vs. Houston (3/12/78)
Scored 100 points and lost	106, vs. Houston (119) (3/20/71)
Allowed 100 points	101, vs. Louisville (2/9/13)*
Scored less than 50 points	47 vs. North Carolina (3/11/16)
Allowed less than 40 points	39, vs. Binghamton (11/14/14)*
Allowed less than 50 points	49, at Syracuse (1/6/18)
Played an Overtime Game	vs. Indiana (12/16/17), L, 77-80
Played in a Multi-Overtime Game	2OT, vs. Georgia Tech (1/3/15)*
Won on a "last second" shot	at Syracuse (1/6/18), Rex Pflueger rebound lay up with 2 seconds
Had 5 double-figure scorers	vs. Georgia Tech (12/30/17)* Bonzie Colson (22), Martin Geben (12), Rex Pflueger (11) T.J. Gibbs (10), Matt Farrell (10)
Had 6 double-figure scorers	vs. Seattle (11/16/16)* Bonzie Colson 16, V.J. Beachem 16 Matt Farrell 13, Steve Vasturia 13 Rex Pflueger 12, T.J. Gibbs 11
Had 7 double-figure scorers	vs. North Carolina A&T (12/4/16)*# V.J. Beachem 19, Matt Ryan 17 Matt Farrell 15, Steve Vasturia 13 T.J. Gibbs 12, Rex Pflueger 10 Bonzie Colson 10
Had 4 players score 15 points	vs. Southeastern Louisiana (12/21/17)* T.J. Gibbs (18), Matt Farrell (17) Rex Pflueger (17), Bonzie Colson (16)
Had two double-figure rebounders	vs. Southeastern Louisiana (12/21/17)* Bonzie Colson (10), Martin Geben (10)
Had two players with 10 or more assists	vs. Chicago State (11/26/12)* Eric Atkins (11), Jerian Grant (10)*
Had two players with double-doubles	vs. Mount St. Mary's (11/13/17)* Bonzie Colson (27 pts, 11 reb), Rex Pflueger (13 pts, 10 reb)
Had three players with double-doubles	vs. Chicago State (11/26/12)* Jerian Grant (22 pts, 10 assts), Eric Atkins (13 pts, 11 assts), Jack Cooley (11 pts, 11 rebs)*
Had two 30-point scorers	vs. Villanova (2/28/11) Ben Hansbrough - 30, Tim Abromaitis - 30*
Had two 20-point scorers	vs. Dartmouth (12/19/17) Bonzie Colson (37), Matt Farrell (22)
Had three 20-point scorers	vs. Duke (1/16/16) Bonzie Colson (31), Demetrius Jackson (24), Steve Vasturia (22)
Made 10 or more three-point field goals	44.0% (11-25), vs. NC State (1/3/18)*
Made 20 three-point field goals	62.5% (20-32), vs. Villanova (2/28/11)*
Made 10 three-point field goals in a half	35.5% (11-31) at Boston College (2/14/17)
Made 30 free throws	30-33, vs. Iowa (11/29/16)*
Had 20 or more assists	20, vs. NC State (1/3/18)*
Had 25 or more assists	29, vs. North Carolina A&T (12/4/16)*
Committed 5 turnovers or less	3 turnovers vs. Bryant (11/12/16)*
Committed 10 turnovers or less	6 vs. Southeastern Louisiana (12/21/17)*
Committed 25 turnovers	26 turnovers, vs. Villanova (2/8/00)
Forced 25 turnovers	30 turnovers, vs. New Hampshire (11/16/01)
Had a player ejected	vs. St. Francis Brooklyn (12/3/17)* Bonzie Colson (inadvertent elbow, flagrant two)
Had a coach ejected	vs. St. Francis Brooklyn (12/3/17)* Mike Brye

AN IRISH PLAYER HAD ...

25+ points	vs. Dartmouth (12/19/17)* Bonzie Colson (37)
30+ points	vs. Dartmouth (12/19/17)* Bonzie Colson (37)
35+ points	vs. Dartmouth (12/19/17)* Bonzie Colson (37)
40+ points	vs. Louisville (2/28/08) Luke Harangody (40)
50+ points	vs. TCU (3/13/71) Austin Carr 52
15 or more rebounds	vs. Georgia Tech (12/30/17)* Bonzie Colson 17
20 rebounds	vs. Duke (3/10/16) Zach Auguste 22
a double-double	vs. NC State (3/1/18)* Martin Geben (10 pts, 13 reb)
a triple-double	vs. New Hampshire (11/16/01)*# Chris Thomas (24 pts, 11 ast, 11 steals)
20 points & 10 rebounds	vs. Georgia Tech (12/30/17)* Bonzie Colson (22 pts, 17 reb)
25+ points and 15+ rebounds	vs. Wake Forest (2/7/17)* Bonzie Colson (27 points, 16 rebounds)
20 points & 20 rebounds	vs. Seton Hall (1/8/01) Troy Murphy (25 pts, 20 rebs)
20 points & 10 assists	vs. Purdue (12/17/16) Matt Farrell (22 pts, 10 assts)
10 assists	vs. Purdue (12/17/16) Matt Farrell (10)
10 blocks	vs. Belmont (11/17/02)*# Jordan Cornette (11)
10 steals	vs. New Hampshire (11/16/01)*# Chris Thomas (11)
Five three-point FGs	at Delaware (12/9/17) Matt Farrell (5-7)
Seven three-point FGs	at NC State (2/18/17) V.J. Beachem (7-12)
3 consecutive 20-point games	vs. Wake Forest (2/7/14)*, vs. Florida State (2/11/17)* at Boston College (2/14/17) Bonzie Colson (27, 33, 20)
4 consecutive 20-point games	vs. Providence (2/23/11), Seton Hall (2/26/11), Villanova (2-28-11), Connecticut (3/5/11), Cincinnati (3-10-11) Ben Hansbrough (32, 21, 30, 21, 23)
5 consecutive 20-point games	vs. Providence (2/23/11), Seton Hall (2/26/11), Villanova (2-28-11), Connecticut (3/5/11), Cincinnati (3-10-11) Ben Hansbrough (32, 21, 30, 21, 23)

AN OPPOSING PLAYER HAD...

25+ points	Indiana (12/16/17) Juwon Morgan (34)
30+ points	Indiana (12/16/17) Juwon Morgan (34)
35+ points	Villanova (12/10/16) Josh Hart (37)
40+ points	Providence (2/23/11) Marshon Brooks (52)
50+ points	Providence (2/23/11) Marshon Brooks (52)
15 rebounds	Florida State (3/10/17) Jonathan Isaac (15)
20 rebounds	Pittsburgh (1/31/09) DeJuan Blair (22)
a double-double	Georgia Tech (1/10/18) Ben Lammers (10 pts, 10 reb)
a triple-double	Connecticut (2/21/06) Marcus Williams (18 pts, 10 rebs, 13 assts)
20 points & 10 rebounds	Indiana (12/16/17) Juwon Morgan (34 pts, 11 reb)
20 points & 20 rebounds	Pittsburgh (1/31/09) DeJuan Blair (23 pts., 22 rebs.)
10 assists	Dartmouth (12/19/17) Brendan Barry (12)
10 blocks	Connecticut (1/5/08)* Hasheem Thabeet (10)
10 steals	Temple (1/29/89)* Mark Macon (11)

*indicates Notre Dame home game; #school record; @Purcell Pavilion record;

THE LAST TIME IN AN ACC GAME ...

NOTRE DAME RECORDED A ...

1-Point win	78-77 at Pittsburgh (12/31/16)
2-Point win	51-49 at Syracuse (1/6/18)
20-Point win	27, vs. Boston College (1/23/16)
30-Point win	30, vs. NC State (1/3/18)*
40-Point win	Never
50-Point win	Never
30-Point loss	30, vs. Duke (2/7/15)

NOTRE DAME SHOT ...

60% on FGs	62.3% (33-53), vs. Boston College (1/7/16)
65% on FGs	66.0% (35-53), vs. Boston College (2/21/15)
70% on 3FGs (min 10 att)	71.4% (15-21), at Florida State (1/18/17)
90% on FTs (min 10 att)	90.5% (19-21), at Boston College (2/14/17)

NOTRE DAME ...

Won 6 games in a row	6, (1/7/17) - (3/1/17)
Won 10 games in a row	Never
Won 15 games in a row	Never
Won 20 games in a row	Never
Lost 5 games in a row	7, (1/12/09 - 2/7/09)
Scored 100 points	Never
Scored 100 points on the road	Never
Scored 100 points at a neutral site	Never
Scored 100 points and lost	Never
Allowed 100 points	Never
Scored less than 50 points	47 vs. North Carolina (3/11/16)
Allowed less than 50 points	49 at Syracuse (1/6/18)
Played an Overtime Game	at Pittsburgh (12/31/16), W, 78-77
Played in a Multi-Overtime Game	2OT, vs. Georgia Tech (1/3/15)*
Won on a "last second" shot	at Syracuse (1/6/18), 2.0 Rex Pflueger rebound lay in
Had 5 double-figure scorers	vs. Georgia Tech (12/30/17)* Bonzie Colson (22), Martinas Geben (12), Rex Pflueger (10) T.J. Gibbs (10), Matt Farrell (10)
Had 6 double-figure scorers	vs. Boston College (2/21/15) Bonzie Colson 16, Demetrius Jackson 15, Zach Auguste 14, Jerian Grant 10, Steve Vasturia 10, V.J. Beachem 10
Had 7 double-figure scorers	Never
Had 4 players score 15 points	at Boston College (2/14/17) Bonzie Colson (20), Matt Farrell (19), V.J. Beachem (16), Steve Vasturia (15)
Had two double-figure rebounders	vs. Louisville (2/13/16)* Zach Auguste (12), Bonzie Colson (10)
Had two players with 10 or more assists	Never
Had two players with double-doubles	vs. North Carolina (2/6/16)* Zach Auguste (15 pts, 10 rbs), Bonzie Colson (19 pts, 10 rbs)
Had three players with double-doubles	Never
Had two 30-point scorers	Never
Had two 20-point scorers	vs. Louisville (1/4/17) Steve Vasturia (24), Matt Farrell (22)
Had three 20-point scorers	vs. Duke (1/16/16) Bonzie Colson (31), Demetrius Jackson (24), Steve Vasturia (22)
Made 10 or more three-point field goals	34.5% (10-29), vs. Georgia Tech (2/26/17)*
Made 15 or more three-point field goals	71.4% (15-21) at Florida State (1/18/17)
Made 20 three-point field goals	Never
Made 10 three-point field goals in a half	Never
Had 20 or more assists	20, vs. NC State (1/3/18)*
Committed 5 turnovers or less	2 vs. North Carolina (2/6/16)*
Committed 10 turnovers or less	6 vs. Duke (3/11/17)+
Committed 25 turnovers	Never
Forced 25 turnovers	Never

AN IRISH PLAYER HAD ...

25+ points	Bonzie Colson (29) vs. Duke (3/11/17)+
30+ points	Bonzie Colson (33) vs. Florida State (2/11/17)*
35+ points	Never
40+ points	Never
50+ points	Never
15 or more rebounds	Bonzie Colson (17) vs. Georgia Tech (12/30/17)*
20 rebounds	Zach Auguste (22) vs. Duke (3/10/16)+
a double-double	vs. NC State (1/3/18)* Martinus Geben (10 pts, 13 reb)
a triple-double	Never
20 points & 10 rebounds	vs. Georgia Tech (12/30/17)* Bonzie Colson (22 pts, 17 reb)
25+ points and 15+ rebounds	vs. Wake Forest (2/7/17)* Bonzie Colson (27 points, 16 rebounds)
20 points and 20 rebounds	Never
20 points and 10 assists	vs. North Carolina (3/14/15) Jerian Grant (24 pts, 10 assts)
10 assists	vs. North Carolina (3/14/15) Jerian Grant (10)
10 blocks	Never
10 steals	Never
Five three-point FGs	at NC State (2/18/17) V.J. Beachem
Six three-point FGs	at NC State (2/18/17) V.J. Beachem
Seven three-point FGs	at NC State (2/18/17) V.J. Beachem (7-12)
3 consecutive 20-point games	vs. Wake Forest (2/7/14)*, vs. Florida State (2/11/17)* at Boston College (2/14/17) Bonzie Colson (27, 33, 20)

AN OPPOSING PLAYER HAD ...

25+ points	Boston College (2/14/17) Ky Bowman (29)
30+ points	Clemson (2/8/16) Jaron Blossomgame (30)
35+ points	Never
40+ points	Never
50+ points	Never
15 rebounds	Florida State (3/10/17)+ Jonathan Isaac (15)
20 rebounds	Never
a double-double	Georgia Tech (1/10/18) Ben Lammers (10 pts, 10 reb)
a triple-double	Never
20 points & 10 rebounds	Wake Forest (2/7/17)* John Collins (24 points, 14 rebounds)
20 points and 20 rebounds	Never
10 assists	Pittsburgh (1/31/15) James Robinson (10)
6 blocks	Florida State (1/18/17) Jonathan Isaac (7)
10 blocks	Never
10 steals	Never

* - indicates Notre Dame home game; + - indicates ACC tournament game

NOTRE DAME HIGHS & LOWS UNDER MIKE BREY

NOTRE DAME - TEAM GAME HIGHS (1ST HALF)

Points	62 vs. Loyola-Chicago (11/22/00) 62 vs. Georgia Southern (11/12/10)*
Field Goals Made	24 vs. IPFW (11/10/06)* 24 vs. Syracuse (1/30/07)
Field Goals Attempted	43 vs. New Hampshire (11/16/01)* 43 vs. Syracuse (1/30/07)
Field Goal Percentage	75.0% (18-24) vs. West Virginia (1/9/10)*
3 PT Field Goals Made	14 vs. South Dakota (12/2/08)*
3 PT Field Goals Attempted	23 vs. South Dakota (12/2/08)*
3 PT Field Goals Percentage	85.7% (6-7) vs. West Virginia (1/9/10)*
Free Throws Made	18 vs. Liberty (11/22/09)* 18 vs. Maine (11/22/10)*
Free Throws Attempted	24 vs. Liberty (11/22/09)*
Free Throw Percentage	100.0% on 43 occasions
Total Rebounds	32 vs. Chicago State (11/17/10)*
Assists	19 vs. Canisius (12/19/00)*
Steals	12 vs. New Hampshire (11/16/01)*
Blocked Shots	13 vs. Belmont (11/17/02)*
Turnovers	14 on three occasions
Fouls	13 vs. St. John's (1/16/11)

NOTRE DAME - TEAM GAME HIGHS (2ND HALF)

Points	62 vs. North Carolina A&T (12/4/16)*
Points (including overtime)	68 vs. Georgetown (40T) (2/9/02)
Field Goals Made	24 vs. Pittsburgh (1/4/06) 24 vs. Army (11/24/13)*
Field Goals Attempted	63 vs. Georgetown (40T) (2/9/02)
Field Goal Percentage	75.0% on four occasions
3 PT Field Goals Made	11 vs. St. John's (3/6/04) 11 vs. North Carolina (11/26/08)
3 PT Field Goals Attempted	24 vs. Pittsburgh (1/4/06)
3 PT Field Goals Percentage (min 10 att)	75.0% (9-12) at DePaul (11/11/17)
Free Throws Made	27 vs. Seton Hall (2/18/06)
Free Throws Attempted	32 vs. California (11/26/10)
Free Throw Percentage	100.0% on 10 occasions
Total Rebounds	34 vs. Seton Hall (1/8/01)
Assists	19 vs. Army (11/24/13)*
Steals	14 vs. New Hampshire (11/16/01)*
Blocked Shots	6 on six occasions
Turnovers	13 vs. Niagara (12/21/05)* 13 vs. Marquette (1/12/08)
Fouls	26 vs. Pittsburgh (1/4/06)

NOTRE DAME - TEAM GAME HIGHS (TOTAL)

Points	116 vs. Georgetown (40T) (2/9/02)
Field Goals Made	42 vs. Canisius (12/19/00)*
Field Goals Attempted	94 vs. Georgetown (40T) (2/9/02)
Field Goal Percentage	66.7% (34-51) vs. Pittsburgh (1/30/02)*
3 PT Field Goals Made	20 vs. Villanova (2/28/11)*#
3 PT Field Goals Attempted	44 vs. Canisius (12/22/00)
3 PT Field Goals Percentage	72.7% (16-22) vs. Loyola Chicago (11/22/00)*#
Free Throws Made	34 vs. Cincinnati (1/15/08)*
Free Throws Attempted	49 vs. Louisville (50T) (2/9/13)*
Free Throw Percentage	100% (19-19) vs. Villanova (1/8/05)*#
Total Rebounds	64 vs. Georgetown (40T) (2/9/02)
Assists	32 vs. Canisius (12/19/00)*#
Steals	26 vs. New Hampshire (11/16/01)*#
Blocked Shots	19 vs. Belmont (12/17/02)*#
Turnovers	24 vs. Marquette (1/12/08)
Fouls	32 vs. Pittsburgh (1/4/06) 32 vs. Louisville (50T) (2/9/13)*
Bench Points	45 vs. North Carolina A&T (12/4/16)*

* - Indicates game played at the Purcell Pavilion

- Indicates school record

NOTRE DAME - TEAM GAME LOWS (1ST HALF)

Points	17 vs. Connecticut (3/3/10)* 17 vs. USF (3/8/12)
Field Goals Made	4 vs. St. John's (1/16/11) 4 vs. Indiana (12/17/11)
Field Goals Attempted	14 vs. St. John's (1/16/11)
Field Goal Percentage	18.8% (6-32) vs. Connecticut (2/21/04)
3 PT Field Goals Made	0 nine occasions
3 PT Field Goals Attempted	2 vs. Northeastern (3/19/15)
3 PT Field Goals Percentage	0.0% on eight occasions
Free Throws Made	0 on 17 occasions
Free Throws Attempted	0 on 10 occasions
Free Throw Percentage	0.0% on 17 occasions
Total Rebounds	7 vs. North Carolina (3/27/16)
Assists	1 vs. Villanova (1/27/07)*
Steals	0 on 23 occasions
Blocked Shots	0 on 67 occasions
Turnovers	0 vs. Pittsburgh (1/9/16)* 0 vs. DePaul (1/23/10)*
Fouls	0 vs. Samford (12/30/04)*

NOTRE DAME - TEAM GAME LOWS (2ND HALF)

Points	18 vs. Pittsburgh (3/11/10)
Field Goals Made	5 vs. West Virginia (1/9/10)* 5 vs. Pittsburgh (3/11/10)
Field Goals Attempted	13 vs. Pittsburgh (3/11/10)
Field Goal Percentage	21.4% (6-28) vs. Harvard (11/19/04)*
3 PT Field Goals Made	0 on nine occasions
3 PT Field Goals Attempted	2 vs. Rutgers (2/6/11)* 2 vs. Duke (3/13/15)
3 PT Field Goals Percentage	0.0% on nine occasions
Free Throws Made	0 vs. Pittsburgh (1/12/04) 0 vs. Indiana (11/24/08) 0 vs. Old Dominion (3/18/10) 0 vs. Indiana (12/19/15)
Free Throws Attempted	0 vs. Indiana (11/24/08) 0 vs. Old Dominion (3/18/10)
Free Throw Percentage	0.0% on five occasions
Total Rebounds	7 vs. Rutgers (3/1/03) 7 vs. Northeastern (3/19/15)
Assists	0 vs. Harvard (11/19/04)
Steals	0 on 21 occasions
Blocked Shots	0 on 64 occasions
Turnovers	0 on three occasions
Fouls	3 on six occasions

NOTRE DAME - TEAM GAME LOWS (TOTAL)

Points	41 vs. Washington State (3/22/08) 41 vs. Georgetown (2/27/12)
Field Goals Made	13 on three occasions
Field Goals Attempted	34 vs. Pittsburgh (3/11/10)
Field Goal Percentage	24.5% (13-53) vs. Washington State (3/22/08)
3 PT Field Goals Made	1 on four occasions
3 PT Field Goals Attempted	6 vs. Northeastern (3/19/15)
3 PT Field Goals Percentage	5.0% (1-20) vs. California (11/26/10)
Free Throws Made	1 vs. Connecticut (2/28/09)
Free Throws Attempted	3 vs. Old Dominion (3/18/10)
Free Throw Percentage	20.0% (1-5) vs. Connecticut (2/28/09)
Total Rebounds	15 vs. North Carolina (3/27/16)
Assists	6 vs. Mississippi (3/18/01) 6 vs. Gonzaga (11/30/11)
Steals	1 on eight occasions
Blocked Shots	0 on 15 occasions
Turnovers	2 vs. DePaul (1/23/10)* 2 vs. North Carolina (2/6/16)*
Fouls	6 on three occasions

OPPONENT HIGHS & LOWS UNDER MIKE BREY

OPPONENT - TEAM GAME HIGHS (1ST HALF)

Points	53, Arizona (3/27/03)
Field Goals Made	23, Arizona (3/27/03)
Field Goals Attempted	44, Georgetown (3/4/01)*
Field Goal Percentage	81.0% (17-21), Duke (2/7/15)
3 PT Field Goals Made	9, Syracuse (1/11/06)* 9, Lehigh (11/27/06)*
3 PT Field Goals Attempted	19, Syracuse (1/11/06)*
3 PT Field Goal Percentage (min. 5 att.)	87.5% (7-8), Duke (2/7/15)
Free Throws Made	14, Sacred Heart (11/18/00)*
Free Throws Attempted	19, Sacred Heart (11/18/00)*
Free Throw Percentage	100.0%, on 55 occasions
Total Rebounds	33, Connecticut (2/21/04)
Assists	15, Seton Hall (2/11/10)
Steals	9, Miami (Fla.) (2/23/02) 9, Marquette (1/12/08)
Blocked Shots	10, Connecticut (2/21/04)
Turnovers	16, Loyola (Chicago) (11/22/00)*
Fouls	16, on four occasions

OPPONENT - TEAM GAME HIGHS (2ND HALF)

Points	68, Georgetown (4 OT) (2/9/02)
Field Goals Made	21, Syracuse (2/24/08)*
Field Goals Attempted	49, Syracuse (2/24/08)*
Field Goal Percentage	76.2% (16-21), Virginia (2/22/14)
3 PT Field Goals Made	9, on three occasions
3 PT Field Goals Attempted	22, Tennessee Tech (12/17/00)*
3 PT Field Goal Percentage	100.0% on three occasions
Free Throws Made	24, Pittsburgh (2 OT) (1/4/06)
Free Throws Attempted	39, Pittsburgh (2 OT) (1/4/06)
Free Throw Percentage	100.0% on 24 occasions
Total Rebounds	38, Georgetown (4 OT) (2/9/02)
Assists	19, Pittsburgh (2 OT) (1/4/06)
Steals	9, on two occasions
Blocked Shots	11, Georgetown (4 OT) (2/9/02)
Turnovers	15, New Hampshire (11/16/01)*
Fouls	20, Seton Hall (2/18/06) 20, Rutgers (2/6/11)

OPPONENT - TEAM GAME HIGHS (TOTAL)

Points	111, Georgetown (4 OT) (2/9/02)
Field Goals Made	41, Syracuse (3/4/03)*
Field Goals Attempted	82, Syracuse (2/24/08)*
Field Goal Percentage	63.6% (28-44), Virginia (2/22/14)
3 PT Field Goals Made	15, Dartmouth (15-32) (12/19/17)*
3 PT Field Goals Attempted	37, West Virginia (1/9/10)*
3 PT Field Goal Percentage	73.7% (14-19), Lehigh (11/27/06)*
Free Throws Made	35, Louisville (2OT) (2/17/10)
Free Throws Attempted	48, Louisville (5OT) (2/9/13)*
Free Throw Percentage (min. 8 att.)	100%, on eight occasions
Total Rebounds	59, Connecticut (2/21/04)
Assists	30, Pittsburgh (2 OT) (1/4/06)
Steals	13, Niagara (12/21/05)* 13, North Carolina (2/8/14)*
Blocked Shots	19, Connecticut (OT) (2/21/06)
Turnovers	30, New Hampshire (11/16/01)*
Fouls	34, Louisville (5OT) (2/9/13)*

OPPONENT - TEAM GAME LOWS (1ST HALF)

Points	5, California (11/26/10)
Field Goals Made	2, California (11/26/10)
Field Goals Attempted	18, Georgetown (2/27/10)
Field Goal Percentage	8.0% (2-25), California (11/26/10)
3 PT Field Goals Made	0, on 21 occasions
3 PT Field Goals Attempted	1, Marquette (3/14/13)
3 PT Field Goal Percentage	0.0%, on 21 occasions
3 PT Field Goal Percentage (min 10 att)	10.0% (1-10), at NC State (2/18/17)
Free Throws Made	0, on 41 occasions
Free Throws Attempted	0, on 22 occasions
Free Throw Percentage	22.2% (2-9), Florida State (2/11/17)*
Total Rebounds	7, Georgetown (2/27/10) 7, Maine (11/22/10)*
Assists	1, on four occasions
Steals	0, on 24 occasions
Blocked Shots	0, on 80 occasions
Turnovers	1, on 10 occasions
Fouls	1, on three occasions

OPPONENT - TEAM GAME LOWS (2ND HALF)

Points	8, Monmouth (11/16/07)
Field Goals Made	3, Monmouth (11/16/07)
Field Goals Attempted	16, Wake Forest (3/12/14)
Field Goal Percentage	13.0% (3-23), Monmouth (11/16/07)
3 PT Field Goals Made	0, on 21 occasions
3 PT Field Goals Attempted	2 on three occasions
3 PT Field Goal Percentage	0.0% on 20 occasions
Free Throws Made	0, on seven occasions
Free Throws Attempted	0, on two occasions
Free Throw Percentage	0.0%, on seven occasions
Total Rebounds	5, Boston College (2/21/15)
Assists	1 on five occasions
Steals	0, on 20 occasions
Blocked Shots	0, on 69 occasions
Turnovers	0, Monmouth (11/26/15) 0, West Virginia (3/10/04) 0, Pittsburgh (1/31/09)
Fouls	2, Boston College (1/7/16) 2, Connecticut (2/21/05)

OPPONENT - TEAM GAME LOWS (TOTAL)

Points	33, Monmouth (11/16/07)
Field Goals Made	12, Bucknell (11/22/02)*
Field Goals Attempted	35, Rutgers (3/1/03)
Field Goal Percentage	21.1% (12-57), Bucknell (11/22/02)*
3 PT Field Goals Made	0, Pittsburgh (2/18/13)
3 PT Field Goals Attempted	7, Seton Hall (2/5/03) 7, Indiana (12/17/11)
3 PT Field Goal Percentage	0.0% (0-8), Pittsburgh (2/18/13)
Free Throws Made	0, Loyola Chicago (12/13/15)* 0, Charleston Southern (11/26/04)*
Free Throws Attempted	0, Charleston Southern (11/26/04)*
Free Throw Percentage	31.8% (7-22), Florida State (2/11/17)*
Total Rebounds	17, Kennesaw State (12/19/12)*
Assists	4 on four occasions
Steals	0, Mikwaukee (11/17/15)* 0, Binghamton (11/14/14)*
Blocked Shots	0, on 28 occasions
Turnovers	3 on four occasions
Fouls	7, Connecticut (1/24/09)* 7, Connecticut (2/28/09)

* - Indicates games played at Purcell Pavilion

NOTRE DAME HIGHS & LOWS IN AN ACC GAME

NOTRE DAME – TEAM GAME HIGHS (1ST HALF)

Points	48 vs. NC State (1/3/18)*
Field Goals Made	19 vs. NC State (1/3/18)* 19 vs. Duke (1/16/16)
Field Goals Attempted	38 vs. Georgia Tech (1/11/14)
Field Goal Percentage	73.7% (14-19) vs. Pittsburgh (3/1/14)*
3 PT Field Goals Made	9 vs. NC State (1/3/18)*
3 PT Field Goals Attempted	18 vs. NC State (1/3/18)* 18 vs. Georgia Tech (2/26/17)* 18 vs. Clemson (1/17/17)*
3 PT Field Goals Percentage	77.8% (7-9) vs. Pittsburgh (3/1/14)*
Free Throws Made	12 vs. Wake Forest (2/17/15)* 12 vs. North Carolina (2/6/16)*
Free Throws Attempted	14 vs. North Carolina (2/6/16)*
Free Throw Percentage	100.0% on 11 occasions
Total Rebounds	24 vs. Georgia Tech (1/13/16)* 24 vs. Duke (1/4/14)*
Assists	13 vs. NC State (1/3/18)* 13 vs. Clemson (3/7/15)*
Steals	8 vs. NC State (1/3/18)*
Blocked Shots	8 vs. Wake Forest (2/7/17)*
Turnovers	13 at Florida State (1/18/17) 13 vs. Virginia (1/28/14)*
Fouls	12 vs. Duke (1/16/16)

NOTRE DAME – TEAM GAME HIGHS (2ND HALF)

Points	54 vs. Clemson (2/8/16)
Field Goals Made	18 vs. Boston College (1/7/16) 18 vs. Boston College (2/21/15)
Field Goals Attempted	36 vs. Boston College (3/1/17)* 36 vs. Duke (1/16/16) 36 vs. North Carolina State (1/7/14)* 36 vs. Duke (2/7/15)
Field Goal Percentage	75.0% (18-24) vs. Boston College (2/21/15)
3 PT Field Goals Made	9 vs. Wake Forest (2/7/17)* 9 at Florida State (1/18/17)
3 PT Field Goals Attempted	18 at NC State (2/18/17)
3 PT Field Goals Percentage	75.0% (9-12) at Florida State (1/18/17)
Free Throws Made	19 vs. North Carolina (2/6/16)*
Free Throws Attempted	24 vs. North Carolina (2/6/16)*
Free Throw Percentage	100.0% (15-15) vs. Wake Forest (2/17/15)* 100.0% (10-10) vs. Boston College (2/21/15)
Total Rebounds	27 vs. NC State (1/3/18)* 27 vs. Georgia Tech (12/30/17)*
Assists	11 on five occasions
Steals	7 vs. Miami (2/19/14)
Blocked Shots	6 vs. Pittsburgh (1/9/16)*
Turnovers	9 vs. Miami (3/12/15)
Fouls	16 vs. Maryland (1/15/14)

NOTRE DAME – TEAM GAME HIGHS (TOTAL)

Points	90 vs. North Carolina (3/14/15)
Field Goals Made	35 vs. Boston College (2/21/15)
Field Goals Attempted	70 vs. Georgia Tech (1/11/14)
Field Goal Percentage	66.0% (35-53) vs. Boston College (2/21/15)
3 PT Field Goals Made	15, (15-21), 71.4% at Florida State (1/18/17) 15, (15-32), 46.8% vs. Clemson (1/7/17)*
3 PT Field Goals Attempted	32 vs. Clemson (1/7/17)*
3 PT Field Goals Percentage	71.4% (15-21) at Florida State (1/18/17)
Free Throws Made	31 vs. North Carolina (2/6/16)*
Free Throws Attempted	38 vs. North Carolina (2/6/16)*
Free Throw Percentage	96.4% (27-28) vs. Wake Forest (2/17/15)*
Total Rebounds	45 vs. Georgia Tech (12/30/17)*
Assists	20 vs. NC State (1/3/18)* 20 vs. Syracuse (1/21/17)* 20 vs. Clemson (3/7/15)*
Steals	12 vs. Wake Forest (2/17/15)*
Blocked Shots	12 vs. Wake Forest (2/7/17)*
Turnovers	20 vs. Virginia (1/28/14)*
Fouls	24 vs. Wake Forest (3/12/14)

NOTRE DAME – TEAM GAME LOWS (1ST HALF)

Points	18 vs. Syracuse (2/3/14)
Field Goals Made	5 vs. Syracuse (2/24/15)*
Field Goals Attempted	19 vs. Virginia (1/28/14)* 19 vs. Pittsburgh (3/1/14)*
Field Goal Percentage	20.7% (6-29), at Syracuse (1/6/18)
3 PT Field Goals Made	0 at Georgia Tech (1/10/18) 0 vs. North Carolina (2/6/16)*
3 PT Field Goals Attempted	4 on three occasions
3 PT Field Goals Percentage	9.1% (1-11) vs. NC State (1/25/15)
Free Throws Made	0 vs. Boston College (2/21/15)
Free Throws Attempted	2 on seven occasions
Free Throw Percentage (min 5 att.)	20.0% (1-5) vs. Boston College (3/1/17)*
Free Throw Percentage	0.0% (0-2) vs. Boston College (2/21/15)
Total Rebounds	8 vs. Pittsburgh (1/9/16)* 8 vs. Pittsburgh (3/1/14)*
Assists	2 at Syracuse (1/6/18) 2 vs. North Carolina (3/11/16)
Steals	0 on six occasions
Blocked Shots	0 on 16 occasions
Turnovers	0 vs. Pittsburgh (1/9/16)*
Fouls	3 at Georgia Tech (1/10/18) 3 at NC State (2/18/17) 3 vs. Miami (1/17/15)* 3 vs. Boston College (2/4/15)*

NOTRE DAME – TEAM GAME LOWS (2ND HALF)

Points	19 vs. Virginia (2/22/14)
Field Goals Made	6 vs. Miami (3/12/15)
Field Goals Attempted	15 vs. Virginia (2/22/14)
Field Goal Percentage	26.9 (7-26) vs. North Carolina (3/11/16)
3 PT Field Goals Made	0 on three occasions
3 PT Field Goals Attempted	2 vs. Duke (3/13/15)
3 PT Field Goals Percentage	0.0% on three occasions
Free Throws Made	1 vs. Clemson (1/7/17)* 1 vs. Miami (2/19/14) 1 vs. Virginia (2/22/14)
Free Throws Attempted	2 vs. Clemson (1/7/17)* 2 vs. Miami (2/19/14)
Free Throw Percentage	20.0% (1-5) vs. Virginia (2/22/14)
Total Rebounds	9 vs. Georgia Tech (20) (1/3/15)*
Assists	3 vs. Virginia (1/24/17)* 3 vs. Miami (3/12/15)
Steals	0 on four occasions
Blocked Shots	0 on 17 occasions
Turnovers	1 on four occasions
Fouls	4 at Miami (1/12/17) 4 vs. Boston College (2/4/15)*

NOTRE DAME – TEAM GAME LOWS (TOTAL)

Points	49 at Syracuse (1/6/18) 49 vs. Virginia (2/22/14)*
Field Goals Made	15 vs. North Carolina (3/11/16)
Field Goals Attempted	42 vs. Pittsburgh (3/1/14)*
Field Goal Percentage	30.0% (15-50) vs. North Carolina (3/11/16)
3 PT Field Goals Made	2 on four occasions
3 PT Field Goals Attempted	8 vs. Duke (3/13/15)
3 PT Field Goals Percentage	12.5% (2-16) vs. Wake Forest (1/25/14)
Free Throws Made	2 vs. Virginia (2/22/14)
Free Throws Attempted	6 vs. Miami (2/19/14)
Free Throw Percentage	28.6% (2-7) vs. Virginia (2/22/14)
Total Rebounds	22 vs. Virginia (1/24/17)* 22 vs. Pittsburgh (3/1/14)*
Assists	8 four times, most recent 8 vs. North Carolina (3/11/16)
Steals	1 vs. Virginia (2/22/14)
Blocked Shots	0 on four occasions
Turnovers	2 vs. North Carolina (2/6/16)*
Fouls	7 vs. Boston College (2/4/15)*

* - Indicates games played at Purcell Pavilion

OPPONENT HIGHS & LOWS IN AN ACC GAME

OPPONENT – TEAM GAME HIGHS (1ST HALF)

Points	50, Duke (1/16/16) 50, Duke (2/7/15)
Field Goals Made	18, NC State (1/25/15)
Field Goals Attempted	38, Florida State (12/13/14)*
Field Goal Percentage	81.0% (17-21), Duke (2/7/15)
3 PT Field Goals Made	8, Duke (1/4/14)*
3 PT Field Goals Attempted	19, Pittsburgh (12/31/16)
3 PT Field Goal Percentage (min. 5 att.)	87.5% (7-8), Duke (2/7/15)
Free Throws Made	9 on six occasions
Free Throws Attempted	14, Duke (1/16/16)
Free Throw Percentage	100.0% on eight occasions
Total Rebounds	24, North Carolina (2/5/17) 24, Wake Forest (2/24/16)
Assists	13, at Boston College (2/14/17) 13, North Carolina (2/5/17) 13, NC State (1/25/15)
Steals	8, Virginia (1/28/14)*
Blocked Shots	7, Miami (1/12/17)
Turnovers	15, Florida State (1/18/17)
Fouls	10, Virginia Tech (1/19/14)* 10, Syracuse (2/24/15)*

OPPONENT – TEAM GAME HIGHS (2ND HALF)

Points	54, Clemson (2/8/16)
Field Goals Made	20, Clemson (2/8/16)
Field Goals Attempted	44, Clemson (2/11/14)*
Field Goal Percentage	76.2% (16-21), Virginia (2/22/14)
3 PT Field Goals Made	6, Louisville (3/4/17) 6, Boston College (3/1/17)* 6, Boston College (1/7/16) 6, North Carolina (3/14/15)
3 PT Field Goals Attempted	18, Clemson (2/11/14)*
3 PT Field Goal Percentage	80.0% (4-5), Wake Forest (3/12/14)
Free Throws Made	20, Duke (1/30/17)*
Free Throws Attempted	25, Wake Forest (3/12/14)
Free Throw Percentage	100.0% (4-4), Boston College (3/1/17)* 100.0% (6-6), Boston College (1/7/16) 100.0% (10-10), Miami (2/19/14)
Total Rebounds	28, Miami (1/12/17) 28, Duke (2/7/15)
Assists	12, North Carolina (3/11/16) 12, Pittsburgh (1/31/15)
Steals	8, North Carolina (2/8/14)*
Blocked Shots	7, Florida State (1/18/17)
Turnovers	10, Wake Forest (3/12/14)
Fouls	18, Duke (1/30/17)*

OPPONENT – TEAM GAME HIGHS (TOTAL)

Points	90, Duke (2/7/15)
Field Goals Made	35, North Carolina (3/14/15)
Field Goals Attempted	73, Georgia Tech (20T) (1/3/15)*
Field Goal Percentage	63.6% (28-44), Virginia (2/22/14)
3 PT Field Goals Made	12, Pittsburgh (12/31/16) 12, Duke (1/4/14)*
3 PT Field Goals Attempted	31, Pittsburgh (12/31/16)
3 PT Field Goal Percentage	70.0% (7-10), Wake Forest (3/12/14)
Free Throws Made	25, North Carolina State (1/7/14)*
Free Throws Attempted	32, North Carolina State (1/7/14)* 32, Wake Forest (3/12/14)
Free Throw Percentage (min 10 att)	100.0% (12-12), Boston College (1/7/16)
Total Rebounds	49, North Carolina (3/11/16)
Assists	24, Pittsburgh (1/31/15)
Steals	13, North Carolina (2/8/14)
Blocked Shots	12, Miami (1/12/17)
Turnovers	17, Virginia Tech (1/19/14)*
Fouls	27, Duke (1/30/17)*

* - Indicates games played at Purcell Pavilion

OPPONENT – TEAM GAME LOWS (1ST HALF)

Points	24, Boston College (1/7/16) 24, Virginia Tech (1/19/14)* 24, Virginia (1/10/15)*
Field Goals Made	8, Boston College (1/7/16)
Field Goals Attempted	20 at Syracuse (1/6/18)
Field Goal Percentage	25% (9-36), Georgia Tech (1/13/16)*
3 PT Field Goals Made	1 on 12 occasions
3 PT Field Goals Attempted	5, Boston College (1/7/16)*
3 PT Field Goal Percentage	10.0% (1-10), at NC State (2/18/17) 10.0% (1-10), vs. Miami (3/12/15)
Free Throws Made	0 on seven occasions
Free Throws Attempted	0, three times, most recent 0, Virginia (1/14/17)*
Free Throw Percentage	22.2% (2-9), Florida State (2/11/17)*
Total Rebounds	9, Virginia (1/28/14)*
Assists	1, on three occasions
Steals	0 on five occasions
Blocked Shots	0 on 10 occasions
Turnovers	1, Georgia Tech (2/26/14)*
Fouls	2, Boston College (2/4/15)*

OPPONENT – TEAM GAME LOWS (2ND HALF)

Points	20, Boston College (1/23/16)*
Field Goals Made	6, Georgia Tech (1/14/15) 6, Boston College (1/23/16)*
Field Goals Attempted	16, Wake Forest (3/12/14)
Field Goal Percentage	20.0% (6-30), Boston College (1/23/16)*
3 PT Field Goals Made	0, North Carolina (3/3/14)
3 PT Field Goals Attempted	2, North Carolina (3/3/14) 2, Pittsburgh (1/31/15)
3 PT Field Goal Percentage min 5 att	16.7% (1-6), Clemson (1/7/17)*
Free Throws Made	1, Boston College (2/4/15)*
Free Throws Attempted	2, at Syracuse (1/6/18) 2, Boston College (2/4/15)*
Free Throw Percentage min 5 att	26.6% (2-7), Georgia Tech (12/30/17)*
Total Rebounds	5, Boston College (2/21/15)
Assists	3, Duke (1/30/17)* 3, Duke (1/4/14)*
Steals	0 on six occasions
Blocked Shots	0 on 13 occasions
Turnovers	2 on four occasions
Fouls	2, Boston College (1/7/16)

OPPONENT – TEAM GAME LOWS (TOTAL)

Points	49, Boston College (1/23/16)*
Field Goals Made	16, Boston College (1/23/16)*
Field Goals Attempted	41, Wake Forest (3/12/14)
Field Goal Percentage	28.6% (16-56), Boston College (1/23/16)*
3 PT Field Goals Made	3 on four occasions
3 PT Field Goals Attempted	8, Pittsburgh (1/31/15)
3 PT Field Goal Percentage	17.6% (3-17), vs. Duke (3/13/15)
Free Throws Made	3, Boston College (2/4/15)*
Free Throws Attempted	5, Clemson (2/10/15)
Free Throw Percentage	31.8% (7-22), Florida State (2/11/17)*
Total Rebounds	20, Boston College (2/21/15)
Assists	5, Miami (3/12/15)
Steals	1 on three occasions
Blocked Shots	0, Miami (3/12/15)
Turnovers	6, Duke (1/4/14)* 6, Georgia Tech (2/26/14)* 6, Miami (3/3/16)*
Fouls	9, Boston College (3/1/17)*

**2017-18 Notre Dame Men's Basketball
Notre Dame Combined Team Statistics (as of Jan 10, 2018)
All games**

RECORD:	OVERALL	HOME	AWAY	NEUTRAL
ALL GAMES	13-4	7-1	3-2	3-1
CONFERENCE	3-1	2-0	1-1	0-0
NON-CONFERENCE	10-3	5-1	2-1	3-1

#	Player	gp-gs	min	avg	Total		3-Point		F-Throw		Rebounds					pts	avg					
					fg-fga	fg%	3fg-fga	3fg%	ft-fa	ft%	off	def	tot	avg	pf			dq	a	to	blk	stl
35	Bonzie Colson	14-14	470	33.6	113-215	.526	11-36	.306	62-78	.795	32	113	145	10.4	25	0	16	26	33	28	299	21.4
05	Matt Farrell	15-15	514	34.3	81-178	.455	41-99	.414	35-43	.814	4	28	32	2.1	20	0	76	33	1	20	238	15.9
10	TJ Gibbs	17-17	612	36.0	78-172	.453	37-85	.435	55-70	.786	11	36	47	2.8	26	0	54	22	0	18	248	14.6
23	Martinas Geben	17-17	382	22.5	59-94	.628	0-2	.000	35-41	.854	38	88	126	7.4	24	0	21	22	19	9	153	9.0
00	Rex Pflueger	17-17	562	33.1	51-126	.405	18-50	.360	32-39	.821	23	53	76	4.5	34	0	48	20	3	25	152	8.9
03	DJ Harvey	17-3	301	17.7	34-85	.400	13-38	.342	18-28	.643	10	36	46	2.7	20	0	9	11	3	10	99	5.8
33	John Mooney	17-0	206	12.1	25-51	.490	8-22	.364	10-19	.526	11	43	54	3.2	31	0	8	9	5	7	68	4.0
12	Elijah Burns	15-1	146	9.7	8-24	.333	1-3	.333	13-16	.813	9	22	31	2.1	10	0	4	6	2	5	30	2.0
13	Nikola Djogo	13-0	96	7.4	6-22	.273	4-12	.333	3-8	.375	5	5	10	0.8	10	0	7	5	1	1	19	1.5
01	Austin Torres	13-1	103	7.9	9-12	.750	0-0	.000	1-5	.200	5	12	17	1.3	16	0	4	6	5	3	19	1.5
25	Liam Nelligan	6-0	12	2.0	1-2	.500	0-1	.000	0-0	.000	2	1	3	0.5	0	0	0	0	1	0	2	0.3
21	Matt Gregory	9-0	21	2.3	1-4	.250	1-3	.333	0-0	.000	0	2	2	0.2	0	0	0	0	0	0	3	0.3
Team											13	21	34				5					
Total.....		17	3425		466-985	.473	134-351	.382	264-347	.761	163	460	623	36.6	216	0	247	165	73	126	1330	78.2
Opponents.....		17	3425		409-1023	.400	128-379	.338	140-209	.670	189	391	580	34.1	275	-	226	218	56	87	1086	63.9

TEAM STATISTICS	ND	OPP	Date	Opponent	Score	Att.
SCORING	1330	1086	11/11/17	at DePaul	w 72-58	10194
Points per game	78.2	63.9	11/13/17	MOUNT ST. MARY'S	w 88-62	6633
Scoring margin	+14.4	-	11/16/17	CHICAGO STATE	w 105-66	8046
FIELD GOALS-ATT	466-985	409-1023	11/20/17	vs CHAMINADE	w 83-56	2400
Field goal pct	.473	.400	11/21/17	vs LSU	w 92-53	2400
3 POINT FG-ATT	134-351	128-379	11/22/17	vs WICHITA STATE	w 67-66	2400
3-point FG pct	.382	.338	11/30/17	at Michigan State	L 63-81	14797
3-pt FG made per game	7.9	7.5	12/3/17	ST. FRANCIS BROOKLYN	w 71-53	8911
FREE THROWS-ATT	264-347	140-209	12/5/17	BALL STATE	L 77-80	8891
Free throw pct	.761	.670	12/9/17	at Delaware	w 92-68	4737
F-Throws made per game	15.5	8.2	12/16/17	vs Indiana	Lot 77-80	18680
REBOUNDS	623	580	12/19/17	DARTMOUTH	w 97-87	6837
Rebounds per game	36.6	34.1	12/21/17	SOUTHEASTERN LA.	w 86-50	7134
Rebounding margin	+2.5	-	* 12/30/17	GEORGIA TECH	w 68-59	8441
ASSISTS	247	226	* 1/3/18	NC STATE	w 88-58	7563
Assists per game	14.5	13.3	* 1/6/18	at Syracuse	w 51-49	24304
TURNOVERS	165	218	* 1/10/18	at Georgia Tech	L 53-60	7771
Turnovers per game	9.7	12.8				
Turnover margin	+3.1	-				
Assist/turnover ratio	1.5	1.0		* - Conference game		
STEALS	126	87				
Steals per game	7.4	5.1				
BLOCKS	73	56				
Blocks per game	4.3	3.3				
ATTENDANCE	62456	87683				
Home games-Avg/Game	8-7807	5-12361				
Neutral site-Avg/Game	-	4-6470				

Score by Periods	1st	2nd	OT	Totals
Notre Dame	586	732	12	1330
Opponents	523	548	15	1086

**2017-18 Notre Dame Men's Basketball
Notre Dame Combined Team Statistics (as of Jan 10, 2018)
Conference games only**

RECORD:	OVERALL	HOME	AWAY	NEUTRAL
ALL GAMES	3-1	2-0	1-1	0-0
CONFERENCE	3-1	2-0	1-1	0-0
NON-CONFERENCE	0-0	0-0	0-0	0-0

#	Player	gp-gs	min	avg	Total		3-Point		F-Throw		Rebounds				pf	dq	a	to	blk	stl	pts	avg
					fg-fga	fg%	3fg-fga	3fg%	ft-fa	ft%	off	def	tot	avg								
35	Bonzie Colson	1-1	39	39.0	8-21	.381	0-1	.000	6-6	1.000	6	11	17	17.0	2	0	1	3	3	2	22	22.0
10	TJ Gibbs	4-4	154	38.5	19-48	.396	8-23	.348	15-16	.938	5	11	16	4.0	6	0	17	7	0	3	61	15.3
23	Martinas Geben	4-4	105	26.3	19-36	.528	0-1	.000	4-4	1.000	13	28	41	10.3	5	0	7	9	3	5	42	10.5
00	Rex Pflueger	4-4	140	35.0	12-32	.375	6-15	.400	9-12	.750	6	15	21	5.3	9	0	17	5	1	5	39	9.8
05	Matt Farrell	2-2	55	27.5	6-17	.353	6-13	.462	1-2	.500	1	5	6	3.0	0	0	8	3	0	2	19	9.5
03	DJ Harvey	4-3	87	21.8	9-29	.310	6-16	.375	3-8	.375	4	11	15	3.8	9	0	2	5	0	5	27	6.8
33	John Mooney	4-0	67	16.8	8-20	.400	0-7	.000	5-8	.625	4	14	18	4.5	6	0	1	3	1	3	21	5.3
01	Austin Torres	3-1	43	14.3	4-5	.800	0-0	.000	1-1	1.000	1	4	5	1.7	5	0	2	3	1	2	9	3.0
12	Elijah Burns	4-1	51	12.8	2-10	.200	0-2	.000	8-10	.800	4	4	8	2.0	1	0	3	3	1	1	12	3.0
13	Nikola Djogo	4-0	55	13.8	3-13	.231	1-6	.167	1-4	.250	3	4	7	1.8	4	0	2	3	1	1	8	2.0
21	Matt Gregory	1-0	2	2.0	0-0	.000	0-0	.000	0-0	.000	0	0	0	0.0	0	0	0	0	0	0	0	0.0
25	Liam Nelligan	1-0	2	2.0	0-0	.000	0-0	.000	0-0	.000	0	0	0	0.0	0	0	0	0	0	0	0	0.0
Team											6	1	7				2					
Total.....		4	800		90-231	.390	27-84	.321	53-71	.746	53	108	161	40.2	47	0	60	46	11	29	260	65.0
Opponents.....		4	800		88-225	.391	25-68	.368	25-45	.556	39	91	130	32.5	60	-	44	49	20	30	226	56.5

TEAM STATISTICS	ND	OPP	Date	Opponent	Score	Att.
SCORING	260	226	* 12/30/17	GEORGIA TECH	w 68-59	8441
Points per game	65.0	56.5	* 1/3/18	NC STATE	w 88-58	7563
Scoring margin	+8.5	-	* 1/6/18	at Syracuse	w 51-49	24304
FIELD GOALS-ATT	90-231	88-225	* 1/10/18	at Georgia Tech	L 53-60	7771
Field goal pct	.390	.391	* - Conference game			
3 POINT FG-ATT	27-84	25-68				
3-point FG pct	.321	.368				
3-pt FG made per game	6.8	6.3				
FREE THROWS-ATT	53-71	25-45				
Free throw pct	.746	.556				
F-Throws made per game	13.3	6.3				
REBOUNDS	161	130				
Rebounds per game	40.2	32.5				
Rebounding margin	+7.8	-				
ASSISTS	60	44				
Assists per game	15.0	11.0				
TURNOVERS	46	49				
Turnovers per game	11.5	12.3				
Turnover margin	+0.8	-				
Assist/turnover ratio	1.3	0.9				
STEALS	29	30				
Steals per game	7.3	7.5				
BLOCKS	11	20				
Blocks per game	2.8	5.0				
ATTENDANCE	16004	32075				
Home games-Avg/Game	2-8002	2-16038				
Neutral site-Avg/Game	-	0-0				

Score by Periods	1st	2nd	Totals
Notre Dame	110	150	260
Opponents	122	104	226

**2017-18 Notre Dame Men's Basketball
Notre Dame Team Game-by-Game Comparison (as of Jan 10, 2018)
All games**

Opponent	1st	2nd	Score	Mar	Total FG	FG Pct	3-Pointers	3FG Pct	Free Throws	FT Pct	Rebounds	Assist	T/Over	Block	Steal	Fouls
DePaul	29/25	43/33	72-58	+14	25-53/22-65	.472/.338	12-27/5-22	.444/.227	10-16/9-16	.625/.563	40/36 +4	10/9	9/4	3/2	1/4	15/12
MOUNT ST. MARY'S	40/32	48/30	88-62	+26	33-63/24-61	.524/.393	4-12/11-35	.333/.314	18-19/3-4	.947/.750	39/29 +10	17/11	6/13	6/1	8/4	9/14
CHICAGO STATE	56/29	49/37	105-66	+39	36-58/22-61	.621/.361	10-22/6-16	.455/.375	23-30/16-21	.767/.762	41/24 +17	18/13	12/15	8/2	9/9	18/21
CHAMINADE	38/29	45/27	83-56	+27	28-52/24-68	.538/.353	9-20/7-29	.450/.241	18-26/1-4	.692/.250	38/37 +1	15/9	10/12	6/3	7/4	12/18
LSU	40/24	52/29	92-53	+39	33-64/19-52	.516/.365	15-32/6-23	.469/.261	11-17/9-12	.647/.750	35/32 +3	18/9	6/17	2/4	12/2	10/15
WICHITA STATE	23/37	44/29	67-66	+1	25-51/27-59	.490/.458	4-12/8-23	.333/.348	13-17/4-5	.765/.800	29/32 (3)	13/17	9/10	5/4	6/3	14/16
Michigan State	26/46	37/35	63-81	(18)	24-54/31-60	.444/.517	8-18/9-21	.444/.429	7-10/10-14	.700/.714	21/42 (21)	16/21	10/13	6/6	8/4	15/14
ST. FRANCIS BROOKLYN	43/25	28/28	71-53	+18	24-58/19-60	.414/.317	3-14/6-23	.214/.261	20-29/9-12	.690/.750	43/37 +6	10/10	10/16	6/3	9/2	10/21
BALL STATE	29/34	48/46	77-80	(3)	26-54/29-63	.481/.460	6-17/8-24	.353/.333	19-26/14-16	.731/.875	26/40 (14)	16/12	10/14	2/3	9/4	13/21
Delaware	38/27	54/41	92-68	+24	33-58/25-64	.569/.391	13-23/9-22	.565/.409	13-14/9-13	.929/.692	36/32 +4	14/16	7/7	3/0	3/5	14/9
Indiana	31/25	34/40	77-80	(3)	25-61/27-55	.410/.491	8-24/8-21	.333/.381	19-26/18-25	.731/.720	32/41 (9)	14/16	9/16	2/5	6/1	21/23
DARTMOUTH	46/39	51/48	97-87	+10	34-59/32-63	.576/.508	8-20/15-32	.400/.469	21-24/8-10	.875/.800	35/25 +10	15/24	15/16	3/1	10/11	10/20
SOUTHEASTERN LA.	37/29	49/21	86-50	+36	30-69/20-67	.435/.299	7-26/5-20	.269/.250	19-22/5-12	.864/.417	47/43 +4	11/15	6/16	10/2	9/4	8/11
GEORGIA TECH	23/28	45/31	68-59	+9	23-60/23-60	.383/.383	7-20/6-20	.350/.300	15-18/7-18	.833/.389	45/34 +11	15/10	11/7	3/6	5/9	14/14
NC STATE	48/36	40/22	88-58	+30	29-56/22-60	.518/.367	11-25/6-18	.440/.333	19-25/8-15	.760/.533	41/30 +11	20/12	12/15	5/1	9/8	14/21
Syracuse	19/28	32/21	51-49	+2	17-56/18-46	.304/.391	5-21/8-18	.238/.444	12-16/5-6	.750/.833	42/27 +15	9/9	13/14	1/7	7/6	9/15
Georgia Tech	20/30	33/30	53-60	(7)	21-59/25-59	.356/.424	4-18/5-12	.222/.417	7-12/5-6	.583/.833	33/39 (6)	16/13	10/13	2/6	8/7	10/10

Note: Game totals are displayed in the format TEAM/OPPONENT for each category