



University of Notre Dame
Sports Information
112 Joyce Center
Notre Dame, IN 46556
574-631-7516
574-631-7941 (fax)
www.UND.com

2007 NOTRE DAME FOOTBALL NOTES

Primary Contact: Brian Hardin • bhardin2@nd.edu • Office - 574.631.9471 • Cell - 574.532.4134
Secondary Contact: Michael Bertsch • mbertscl@nd.edu • Office - 574.631.8642 • Cell - 574.532.4154



GAME 8: NOTRE DAME (1-6) vs. #13/9 USC (5-1)



DATE: Saturday, October 20, 2007

TIME: 3:43 p.m. ET

SITE (CAPACITY): Notre Dame Stadium (80,795); Notre Dame, Ind.

TICKETS: The game is officially sold out making it the 196th consecutive sellout at Notre Dame Stadium. Since 1966, every Notre Dame home football game has been a sellout except

one - a 1973 Thanksgiving Day game vs. Air Force. The Irish have now played in front of sellouts in 244 of their last 245 home games.

TV: NBC national telecast with Tom Hammond (play-by-play) and Pat Haden (analysis), Alex Flanagan (sideline), David Gibson (producer) and John Gonzalez (director). NBC will stream a live 30 min. pre-game show (3-3:30 p.m.) and post-game show on NBCSports.com.

COUNTDOWN TO KICKOFF

- 22 Notre Dame has already had 22 (10 on defense, 12 on offense) different players register their first career starts this season.
- 19 The freshmen wide receiver duo of **Golden Tate** and **Duval Kamara** each caught TD passes against Purdue. Notre Dame had gone 19 years since the last time a pair of freshman had TD receptions in the same game (MORE ON PAGE 18).
- 15 **Golden Tate** became the first Irish freshman in 15 years to eclipse 100 yards receiving in a single game (MORE ON PAGE 19).
- 7+5 With freshmen **Jimmy Clausen** (#7) and **Armando Allen** (#5) each starting against Penn State, it marked the first time since freshmen were made eligible in 1972 that Notre Dame started rookies at both quarterback and tailback.
- 12
- 10 The Irish play 10 BCS affiliated schools (tied second-most in the NCAA) in 2007.
- 9 Notre Dame played nine freshmen in the season-opening loss to Georgia Tech. It was tied for the fourth most freshmen to take the field in a season-opener since 1972.
- 8 The Irish are the only school in America to play a BCS school in each of their first eight games of the season.
- 7 Notre Dame forced seven UCLA turnovers on Oct. 6. The seven turnovers were the most for an Irish opponent since Purdue had eight turnovers on Sept. 30, 1989.
- 6 The Irish limited UCLA to six points on a pair of field goals. Notre Dame had not held an opponent without an offensive touchdown since Sept. 25, 2004. The six points allowed were the fewest by the Irish since the same game.
- 5 The Irish have started five freshman this season, including QB **Jimmy Clausen**, HB **Armando Allen**, WR **Duval Kamara**, WR **Golden Tate** and OLB **Kerry Neal**.
- 4 Freshman OLB **Brian Smith** is just the fourth freshman to ever return an interception for touchdown (since 1972). He is the first since Sept. 25, 1976 when Bobby Leopold took a pick back 57 yards in a 48-0 victory at Northwestern.
- 3 Notre Dame forced three fumbles against UCLA. The Irish had not forced three fumbles in a single game since Sept. 9, 2006 against Penn State.
- 2 Notre Dame has recorded defensive touchdowns each of the last two weeks. The Irish had not recorded defensive touchdowns in consecutive weeks since Oct. 22 and Nov. 5 of 2005 (against Tennessee and BYU).
- 1 Senior inside linebacker **Maurice Crum, Jr.** became the first Irish player to ever record a pair of forced fumbles, two fumble recoveries and two interceptions in the same game. Crum also set a single-game school record with four turnovers forced.

2007 NOTRE DAME SCHEDULE

Date	Opponent	Site	Time/Result
September 1	GEORGIA TECH (NBC)	Notre Dame, Ind.	L, 3-33
September 8	at Penn State (ESPN)	State College, Pa.	L, 10-31
September 15	at Michigan (ABC)	Ann Arbor, Mich.	L, 0-38
September 22	MICHIGAN STATE (NBC)	Notre Dame, Ind.	L, 14-31
September 29	at Purdue (ESPN)	West Lafayette, Ind.	L, 19-33
October 6	at UCLA (ABC)	Pasadena, Calif.	W, 20-6
October 13	BOSTON COLLEGE (NBC)	Notre Dame, Ind.	L, 14-27
October 20	USC (NBC)	Notre Dame, Ind.	3:30 p.m.
November 3	NAVY (NBC)	Notre Dame, Ind.	2:30 p.m.
November 10	AIR FORCE (NBC)	Notre Dame, Ind.	2:30 p.m.
November 17	DUKE (NBC)	Notre Dame, Ind.	2:30 p.m.
November 24	at Stanford (TBA)	Stanford, Calif.	TBA

All Times Local

WHAT'S INSIDE

Series History vs. USC/Pac-10	1-8
Irish Probable Starting Lineup	3
Notre Dame's Record When	5
Individual/Team Honors	6
Irish Career Firsts	7
Media Information	9
Noting Boston College	8-10
Irish Team Notes	10-15
Notre Dame Defensive Notes	15-18
Irish Offensive Notes	18-21
Other Notre Dame News & Notes	21-27
Irish Players Season/Career Highs	28-29
The Last Time	30-33
Weis Era Record Book	34-39
Irish Player Pages	40-47
Pronunciation Guide	48
Alphabetical/Numerical Roster	48-49
Depth Chart	50
2007 Game Summaries	51-57
Last Meetings with USC	58-59

RADIO: For the 40th consecutive season, all Notre Dame football games are to be broadcast on approximately 200 stations in 50 states by Westwood One with Don Criqui (play-by-play), former Irish running back Allen Pinkett (analysis) and Jeff Jeffers providing pre-game, half-time and post-game reports. This broadcast can be heard live on SIRIUS Satellite Radio (channel 159) and will be streamed live on the Irish official athletics website at www.und.com.

All Notre Dame home games may be heard in South Bend on U93-FM (92.9) and WDND-AM (1490) with pre-game analysis featuring Sean Stires and Vince DeDario. The post-game show is hosted by Jack Nolan and features former Notre Dame players Reggie Brooks and Mirko Jurkovic. See page nine of this notes package for more information on Irish football radio and television shows.

WEB SITES: Notre Dame (und.com), USC (usctrojans.com).

REAL-TIME STATS: Live in-game statistics will be provided through College Sports Television's Gametracker via each school's respective official athletic websites.

POLLS: Notre Dame failed to receive any votes in either the Associated Press or USA Today coaches polls. USC received 932 top 25 votes from the AP (13th) and 983 votes from the USA Today coaches (9th).

SERIES INFO: This meeting will be the 79th all-time meeting in NCAA college football's top intersectional rivalry. USC has each of the past five meetings and eight of 11 overall. The Trojans' five-game winning streak is tied for their longest in series history. USC also won five straight from 1978-82. Notre Dame's longest winning streak is 11 meetings from 1983-93. (see All-Time Series Results on page 2).

**Notre Dame vs. USC
Series History**

Notre Dame leads 42-31-5

In Notre Dame:	Notre Dame leads 23-11-1
In Los Angeles:	USC leads 20-17-4
Neutral:	Notre Dame leads 2-0.
Longest Notre Dame Win Streak:	11 (1983-93)
Longest USC Win Streak:	5, twice (1978-82, 2002-present)
Largest Margin of Victory:	51 (51-0), 1966 in Los Angeles
Largest Margin of Defeat:	31, four times ('74 in LA, '02 in LA, '03 in SB, '04 in LA)

Site	Year	Rank	W/L	ND	USC	Site	Year	Rank	W/L	ND	USC
	1926		W	13	12		1968	9-2	T	21	21
SF	1927		W	7	6	*	1969	11-3	T	14	14
	1928		L	14	27		1970	4-	L	28	38
SF	1929		W	13	12	*	1971	6-	L	14	28
	1930		W	27	0		1972	10-1	L	23	45
*	1931		L	14	16	*	1973	8-6	W	23	14
	1932		L	0	13		1974	5-6	L	24	55
*	1933		L	0	19	*	1975	14-3	L	17	24
	1934		W	14	0		1976	13-3	L	13	17
*	1935		W	20	13	*	1977	11-5	W	49	19
	1936	9-	T	13	13		1978	8-3	L	25	27
*	1937	9-	W	13	6	*	1979	9-4	L	23	42
	1938	1-8	L	0	13		1980	2-17	L	3	20
*	1939	7-4	L	12	20	*	1981	-5	L	7	14
	1940		W	10	6		1982	-17	L	13	17
*	1941	4-	W	20	18	*	1983		W	27	6
	1942	8-14	W	13	0		1984	-14	W	19	7
*	1946	2-16	W	26	6	*	1985		W	37	3
	1947	1-3	W	38	7		1986	-17	W	38	37
	1948	2-	T	14	14	*	1987	10-	W	26	15
*	1949	1-17	W	32	0		1988	1-2	W	27	10
	1950		L	7	9	*	1989	1-9	W	28	24
	1951	-20	W	19	12		1990	7-18	W	10	6
*	1952	7-2	W	9	0	*	1991	5-	W	24	20
	1953	2-20	W	48	14		1992	5-19	W	31	23
*	1954	4-17	W	23	17	*	1993	2-	W	31	13
	1955	5-	L	20	42		1994	-17	T	17	17
	1956	-17	L	20	28	*	1995	17-5	W	38	10
*	1957	12-	W	40	12		1996	10-	L (ot)	20	27
	1958	18-	W	20	13	*	1997		L	17	20
*	1959	-7	W	16	6		1998	9-	L	0	10
	1960		W	17	0	*	1999		W	25	24
*	1961	8-	W	30	0		2000	11-	W	38	21
	1962	-1	L	0	25	*	2001		W	27	16
*	1963	-7	W	17	14		2002	7-6	L	13	44
	1964	1-	L	17	20	*	2003	-5	L	14	45
*	1965	7-4	W	28	7		2004	-1	L	10	41
	1966	1-10	W	51	0	*	2005	9-1	L	31	34
*	1967	5-1	L	7	24		2006	6-3	L	24	44

**Notre Dame vs. USC Statistics
(2007 Statistics)**

Notre Dame	Category	USC
88	First Downs	132
26	By Rushing	63
48	By Passing	63
14	By Penalty	6
54-443	Penalties-Yards	50-464
16-7	Fumbles-Lost	10-4
220	Rushing Attempts	235
225	Rushing Yards	1,189
1.0	Yards Per Rush	5.1
32.1	Rushing Yards Per Game	198.2
225-126-7	Attempts-Completions-INT	212-135-12
1,111	Passing Yards	1,392
158.7	Passing Yards Per Game	232.0
445	Total Offensive Plays	447
1,336	Total Offense	2,581
190.9	Total Offense Per Game	430.2
80	Total Points	204

WHAT TO WATCH FOR: USC has captured each of the last five meetings over Notre Dame. With a victory this weekend, the Trojans could become just the third school to ever hold a winning streak of six games or more against the Irish. Michigan (1887-09) and Michigan State (1955-63) each registered eight straight wins.

❑ USC and Notre Dame have beaten each other more than any other opponent (42 wins by the Irish and 31 by the Trojans).

❑ Notre Dame and adidas will honor the 30th anniversary of the 1977 National Championship team by wearing the authentic green jerseys and gold pants for the USC game on October 20th.

The throwback uniforms will be designed to replicate those worn by the 1977 team.

NOTRE DAME HEAD COACH CHARLIE WEIS:

Charlie Weis (Notre Dame, 1978) is in his third season as the Notre Dame head coach. The Irish finished his inaugural season with a 9-3 mark and an appearance in the Fiesta Bowl. Notre Dame followed that campaign with a 10-3 record last season and another BCS Bowl berth (Sugar). With 19 wins over his first two seasons, Weis has captured more games than any other previous Irish coach through his first two years on the Notre Dame sidelines. In addition to leading one of three schools to consecutive BCS bowl games, Weis guided the Irish to their most wins over any two-year span since 1993-94. He is 0-2 against USC.

USC HEAD COACH PETE CARROLL:

Pete Carroll (Pacific, '73) is 69-13 in seven years as a college head coach (all at USC), the best winning percentage of any current Division I coach with at least five years of experience. He reached 50 career USC wins faster than any head coach in Trojan history. His losses have been by a total of 51 points (4.3 average) and only one was by more than a touchdown. That loss came against Notre Dame in South Bend in 2001 (27-16). After starting off his Trojan career 2-5, he has gone 67-8 with a pair of national championships (2003-04). His teams have appeared in a record five consecutive BCS bowls (including a pair of BCS Championship Games). USC's 11 wins in each of the past five seasons is a school record (only Nebraska 1993-97, Florida State 1996-2000 and Oklahoma 2000-04 have done that).

Notre Dame vs. Pac-10 Schools

School	Won	Lost	Tied	Pct.
Arizona	2	1	0	.667
Arizona State	2	0	0	1.000
California	4	0	0	1.000
Oregon	1	0	1	1.000
Oregon State	0	2	0	.000
Stanford	15	6	0	.714
UCLA	4	0	0	1.000
USC	42	31	5	.571
Washington	6	0	0	1.000
Washington State	1	0	0	1.000
TOTALS	77	40	6	.650

Top Irish Performances vs. USC

INDIVIDUAL

Rushing Yards

Reggie Brooks, 19-227, 3 TD; 11.28.1992

Passing Yards

Joe Theismann, 33-58-526, 2 TD; 11.28.1970

Receptions

Tom Gatewood, 10-128; 11.28.1970

Receiving Yards

Jim Morse, 5-208, 1 TD; 11.26.1955

Points Kicking

John Carney, 13 (4 XP, 3 FG); 10.26.1985

Kickoff Return Yards

Jim Stone, 4-122; 10.20.1979

Punt Return Yards

Tom Zbikowski, 5-107; 11.25.06

Touchdowns

Reggie Brooks, 3 TD (3 rushing); 11.28.1992

Interceptions

Ralph Stepaniak, 2-0; 10.23.1971

Luther Bradley, 2-0; 10.27.1973

Rick Naylor, 2-24; 10.22.1983

Lyron Cobbins, 2-47; 10.21.1995

TEAM

Points Scored

51 (W 51-0); 1966 in Los Angeles

Points Scored (quarter)

19 (L 25-27); 1978 (fourth) in Los Angeles

Points Scored (half)

31 (W 51-0); 1966 (first) in Los Angeles

Points Allowed

55 (L 24-55); 1974 in Los Angeles

Points Allowed (quarter)

35 (L 24-55); 1974 (third) in Los Angeles

Points Allowed (half)

49 (L 24-55); 1974 (second) in Los Angeles

Notre Dame Probable Starting Lineup

OFFENSE

Pos.	No.	Player	Class	Notes
"X"	18	Duval Kamara	Fr.	Six catches for 68 yards and TD at Purdue
LT	74	Sam Young	So.	Has started all 20 games over the past two seasons
LG	77	Michael Turkovich	Jr.	Started the past seven games; first seven of his career
C	78	John Sullivan	Sr.	Will make his 41st career start this week
RG	55	Eric Olsen	So.	Made first career start against Boston College
RT	72	Paul Duncan	Jr.	Started the past seven games; first seven of his career
TE	89	John Carlson	Sr.	Ranks third all-time for receptions in Irish TE history
"Z"	82	Robby Parris	So.	Career-high 94 yds vs. Boston College; first career TD
QB	13	Evan Sharpley	Jr.	Tossed for 208 yards and two TDs at Purdue
FB	44	Asaph Schwapp	Jr.	Returns to field after tearing ACL against Penn State in '06
HB	26	Travis Thomas	Sr.	Most of career has served as Irish short yardage back

DEFENSE

Pos.	No.	Player	Class	Notes
LDE	98	Trevor Laws	Sr.	Leads team with 58 tckls; 1st in the NCAA among DL
NT	96	Pat Kuntz	Jr.	Has knocked down seven passes already this season
RDE	57	Dwight Stephenson, Jr.	Sr.	Son of NFL Hall of Fame center Dwight Stephenson
OLB	90	John Ryan	So.	Started the past seven games; first seven of his career
ILB	40	Maurice Crum, Jr.	Sr.	First Irish player ever with two FE, two FR, two INTs in same game (UCLA)
ILB	52	Joe Brockington	Sr.	Team-high 13 tckls, 10 solo, 0.5 for loss vs. Boston College
OLB	56	Kerry Neal	Fr.	One of nine freshmen to make ND debuts vs. Ga. Tech
LCB	2	Darrin Walls	So.	Recorded first career INT; returned 73-yds for TD vs. PSU
FS	27	David Bruton	Jr.	Had 15 tackles and first career INT against Michigan State
SS	9	Tom Zbikowski	Sr.	Owns school record for career tackles (261) by DB
RCB	20	Terrail Lambert	Sr.	Will make his 18th consecutive start against USC

SPECIAL TEAMS

Pos.	No.	Player	Class	Notes
PK	14	Brandon Walker	Fr.	First left-footed PK for the Irish since Harry Oliver (1981)
KO	35	Nate Whitaker	So.	Averaging 59.9 yds per kick this season
P	17	Geoff Price	Sr.	21 career punts of 50+ yds (eight in '07); 10 inside 20-yd line
H	13	Evan Sharpley	Jr.	Holds for right-footed kicker Nate Whitaker
	17	Geoff Price	Sr.	Holds for left-footed kicker Brandon Walker
SNP	61	J.J. Jansen	Sr.	Served as SNP at ND since 2005 game vs. USC
PR	9	Tom Zbikowski	Sr.	Tied for Irish career record with three punt return TDs
KR	23	Golden Tate	Fr.	Avg. 23.4 yds/return on 12 kickoff returns
	5	Armando Allen	Fr.	Avg. 20.2 yds/return on 19 kickoff returns

KEY PROBABLE NON-STARTERS

Pos.	No.	Player	Class	Notes
QB	7	Jimmy Clausen	Fr.	Became eighth freshman QB to start for Irish since 1950
HB	5	Armando Allen	Fr.	Leads Irish with 81.4 all-purpose yds/game
HB	37	Junior Jabbie	Sr.	Picked up first career reception against Ga. Tech
HB	34	Robert Hughes	Fr.	Had six carries for 33 yds and first career TD against MSU
WR	11	David Grimes	Jr.	Returns after missing last two games with injury
WR	1	D.J. Hord	Jr.	Picked up first career reception vs. Ga. Tech (missed '06)
WR	19	George West, Jr.	So.	First-year starter has 14 receptions this season
WR	23	Golden Tate	Fr.	First Irish freshman WR to eclipse 100 yds/game since '92
OG	51	Dan Wenger	So.	Started first three games of '07; missed last four games
TE	83	Mike Ragone	Fr.	Has played in all seven games on special teams
TE	84	Will Yeatman	So.	Picked up first career reception against Georgia Tech
NT	95	Ian Williams	Fr.	One of nine freshmen to make ND debuts vs. Ga. Tech
DE	94	Justin Brown	Sr.	Registered career-high eight tackles vs. Michigan
DE	92	Derrell Hand	Jr.	Made first career start (three tackles) vs. Michigan State
ILB	49	Toryan Smith	So.	Father, Charles, played football at Georgia
ILB	54	Anthony Vernaglia	Sr.	Made first career start in season opener vs. Ga. Tech
OLB	58	Brian Smith	Fr.	First freshman with INT TD return since 1976
DB	22	Ambrose Wooden	Sr.	Veteran has started 18 career games for the Irish
DB	8	Raeshon McNeil	So.	Played in 11 games in 2006 and all seven in 2007
FS	28	Kyle McCarthy	Jr.	Has seen action in all seven games this season
P	43	Eric Maust	So.	Punted seven times for 306 yds (43.7 avg.) this season

**Notre Dame Head Coach
Charlie Weis**



PERSONAL INFORMATION

BIRTHDAY: March 30, 1956
FAMILY: Wife, Maura; Son, Charlie, Jr. (14) and Daughter, Hannah (12)
HIGH SCHOOL: Middlesex High School, Middlesex, N.J.
EDUCATION: Bachelor's Degree in speech and drama, Notre Dame, 1978; Master's Degree in education, South Carolina, 1989

COACHING EXPERIENCE

Year	School/Team	Assignment
1979	Boonton (N.J.) High School	Assistant Coach
1980	Morristown (N.J.) High School	Assistant Coach
1981	Morristown (N.J.) High School	Assistant Coach
1982	Morristown (N.J.) High School	Assistant Coach
1983	Morristown (N.J.) High School	Assistant Coach
1984	Morristown (N.J.) High School	Assistant Coach
1985	South Carolina	Graduate Assistant Coach/Defensive Backs
1986	South Carolina	Graduate Assistant Coach/Linebackers
1987	South Carolina+	Volunteer Coach/Defensive Ends
1988	South Carolina@	Assistant Recruiting Coordinator
1989	Franklin Township (N.J.) High School	Head Coach
1990	New York Giants*	Defensive Assistant/Asst. Special Teams
1991	New York Giants	Running Backs
1992	New York Giants	Running Backs
1993	New England Patriots	Tight Ends
1994	New England Patriots	Tight Ends
1995	New England Patriots	Running Backs
1996	New England Patriots#	Wide Receivers
1997	New York Jets	Wide Receivers
1998	New York Jets^	Offensive Coordinator/Wide Receivers
1999	New York Jets	Offensive Coordinator/Wide Receivers
2000	New England Patriots	Offensive Coordinator/Running Backs
2001	New England Patriots*	Offensive Coordinator/Quarterbacks/RBs
2002	New England Patriots	Offensive Coordinator/Quarterbacks
2003	New England Patriots*	Offensive Coordinator
2004	New England Patriots*	Offensive Coordinator
2005	University of Notre Dame%	Head Coach
2006	University of Notre Dame\$	Head Coach
2007	University of Notre Dame	Head Coach

Notre Dame Total (3 seasons)20-11 (.645)

+ Gator Bowl @ Liberty Bowl
 * Super Bowl champion # Super Bowl appearance
 ^ AFC Title game % Fiesta Bowl
 \$ Sugar Bowl

**Head-to-Head Statistical Comparison
(2007 Stats)**

NOTRE DAME				USC	
#	NCAA	Category	Category	NCAA	#
11.43	118th	Scoring Offense	vs. Scoring Defense	25th	19.33
190.86	119th	Total Offense	vs. Total Defense	8th	266.67
32.14	119th	Rushing Offense	vs. Rushing Defense	5th	66.83
158.71	111th	Passing Offense	vs. Passing Defense	32nd	199.83
97.12	115th	Passing Efficiency Off.	vs. Passing Efficiency Def.	12th	100.52
28.43	72nd	Scoring Defense	vs. Scoring Offense	32nd	34.00
360.00	50th	Total Defense	vs. Total Offense	33rd	430.17
186.71	93rd	Rushing Defense	vs. Rushing Offense	24th	198.17
173.29	14th	Passing Defense	vs. Passing Offense	57th	232.00
111.71	27th	Passing Efficiency Def.	vs. Passing Efficiency Off.	62nd	127.77
37.20	29th	Net Punting	vs. Net Punting	100th	32.18
9.42	59th	Punt Returns	vs. Punt Returns	79th	7.82
19.59	103rd	Kickoff Returns	vs. Kickoff Returns	73rd	20.71
0.43	43rd	Turnover Margin	vs. Turnover Margin	t-97th	-1.00
1.57	t-78th	Sacks	vs. Sacks Allowed	t-49th	1.67
5.00	119th	Sacks Allowed	vs. Sacks	55th	2.00

A WIN THIS WEEK WOULD...

- Be the first victory for the Irish over a top 10 opponent since No. 3 Michigan (17-10) on Sept. 10, 2005.
- Be the first victory for Notre Dame over a top 10 opponent at Notre Dame Stadium since No. 8 Michigan (28-20) on Sept. 11, 2004.
- Snap a five-game losing streak for the Irish against top 10 foes.
- Make Notre Dame 2-6 for the first time since 2003 and just the third time in school history (2003, 1963, 1956).
- Snap USC's five-game winning streak overall in the all-time series.
- Snap USC's two-game winning streak at Notre Dame Stadium.
- Snap Notre Dame's three-game losing streak at Notre Dame Stadium.
- Improve Notre Dame to 43-31-5 (.576) in the all-time series with the Trojans.
- Improve the Irish to 24-11-1 (.681) in the all-time series with USC in South Bend.
- Improve Weis' Notre Dame record to 21-12 overall, 1-2 against USC and 6-2 against Pac-10 foes.
- Improve Weis' record to 6-8 (.429) against teams ranked in the top 25.
- Improve Weis' Notre Dame home record to 11-6 (.688).
- Improve Weis' Notre Dame record to 7-3 (.700) in October games.
- Improve Weis' Notre Dame record to 6-6 (.500) following a defeat.
- Improve an unranked Notre Dame squad to 12-8-1 (.595) all-time against USC.
- Improve an unranked Notre Dame squad to 7-3 (.700) all-time against the Trojans in South Bend.
- Improve an unranked Notre Dame squad to 6-6-1 (.500) all-time against a ranked USC team.
- Improve an unranked Notre Dame squad to 4-2 (.667) all-time against a ranked Trojans team in South Bend.
- Improve Weis' record to 15-9 (.625) in afternoon games.
- Improve Notre Dame's all-time record to 823-275-42 (.740).
- Improve the Irish all-time home record to 298-93-5 (.759).
- Improve Notre Dame's all-time record against the Pac-10 to 77-40-6 (.650).
- Improve Notre Dame's all-time home record against the Pac-10 to 45-14-1 (.758).

A LOSS THIS WEEK WOULD...

- Deny the Irish their first victory over a top 10 opponent since No. 3 Michigan (17-10) on Sept. 10, 2005.
- Deny Notre Dame its first victory over a top 10 opponent at Notre Dame Stadium since No. 8 Michigan (28-20) on Sept. 11, 2004.
- Extend the losing streak for the Irish against top 10 foes to six games.
- Make Notre Dame 1-7 for the first time since 1960 and just the second time in school history.
- Extend USC's winning streak overall in the all-time series to six games.
- Make USC the third team (joining Michigan and Michigan State) to ever defeat Notre Dame on six consecutive occasions.
- Extend the Trojans' winning streak at Notre Dame Stadium to three games.
- Extend Notre Dame's losing streak at Notre Dame Stadium to four games.

- ❑ Drop Notre Dame to 42-32-5 (.563) in the all-time series with the Trojans.
- ❑ Drop the Irish to 23-12-1 (.653) in the all-time series with USC in South Bend.
- ❑ Drop Weis' Notre Dame record to 20-13 overall, 0-3 against USC and 5-3 against Pac-10 foes.
- ❑ Drop Weis' record to 5-9 (.357) against teams ranked in the top 25.
- ❑ Drop Weis' Notre Dame home record to 10-7 (.588).
- ❑ Drop Weis' Notre Dame record to 6-4 (.600) in October games.
- ❑ Drop Weis' Notre Dame record to 5-7 (.417) following a defeat.
- ❑ Drop an unranked Notre Dame squad to 11-9-1 (.548) all-time against USC.
- ❑ Drop an unranked Notre Dame squad to 6-4 (.600) all-time against the Trojans in South Bend.
- ❑ Drop an unranked Notre Dame squad to 5-7-1 (.423) all-time against a ranked USC team.
- ❑ Drop an unranked Notre Dame squad to 3-3 (.500) all-time against a ranked Trojans team in South Bend.
- ❑ Drop Weis' record to 14-10 (.583) in afternoon games.
- ❑ Drop Notre Dame's all-time record to 822-276-42 (.740).
- ❑ Drop the Irish all-time home record to 297-94-5 (.756).
- ❑ Drop Notre Dame's all-time record against the Pac-10 to 76-41-6 (.642).
- ❑ Drop Notre Dame's all-time home record against the Pac-10 to 44-15-1 (.742).

NOTRE DAME VS. PAC-10

- ❑ Notre Dame is 77-40-6 (.650) all-time against teams from the Pac-10 Conference. USC represents the second of three Pac-10 opponents for the Irish in the regular season. Notre Dame already UCLA (Oct. 6) and closes the season at Stanford (Nov. 24).
- ❑ The 123 games against Pac-10 teams is the second-most for the Irish against any conference. The Big Ten Conference (340) represents the most games played against Notre Dame and the ACC ranks third (105).
- ❑ Notre Dame has a winning series record against nine of the Pac-10 teams. Most of those games (78) have come versus USC (42-31-5), while 21 other matchups have come against Stanford.
- ❑ Notre Dame has played a handful of games versus California (4-0), Washington (6-0), UCLA (4-0), Arizona (2-1), Oregon (1-0-1) and Oregon State (0-2). Notre Dame and Arizona State met for the first time in 1998, while the Irish met Oregon State for the second time in the 2004 Insight Bowl. Notre Dame played its first-ever game against Washington State in 2003, downing the Cougars, 29-26, in overtime.
- ❑ Notre Dame has posted a 44-14-1 record against Pac-10 opponents at home.

NOTRE DAME - USC SERIES NOTES

- ❑ Notre Dame and USC will be meeting for the 79th time. The Irish lead the all-time series 42-31-5 overall and a 23-11-1 advantage in games played in South Bend. The teams have met twice at a neutral site (Soldier Field in Chicago) in 1927 and 1929.
- ❑ Notre Dame's 42 wins over USC are the most for any Trojan opponent. California is second with 30 wins over USC.
- ❑ The Irish compiled an unbeaten streak of 13 games against USC from 1983-1995. The Irish won

**Irish Players Among
National Leaders**

Category	Rank	Stat	National Leader	Stat
Rushing Offense	119	32.14	Navy	345.50
Passing Offense	111	158.71	Texas Tech	500.43
Total Offense	119	190.86	Texas Tech	582.00
Scoring Offense	118	11.43	Hawaii	52.14
Rushing Defense	93	186.71	Boston College	46.43
Pass Efficiency Defense	27	111.71	LSU	83.75
Total Defense	50	360.00	Ohio St.	211.86
Scoring Defense	72	28.43	Ohio St.	6.57
Net Punting	29	37.20	Georgia Tech	40.70
Punt Returns	59	9.42	Kansas St.	21.94
Kickoff Returns	103	19.59	Kansas	31.38
Turnover Margin	43	.43	Fla. Atlantic	2.50
Pass Defense	14	173.29	Clemson	135.17
Passing Efficiency	115	97.12	Oklahoma	180.61
Sacks	T-78	1.57	Indiana	4.57
Tackles For Loss	97	5.00	South Fla.	11.17
Sacks Allowed	119	4.86	Tennessee	.33
Punting				
Geoff Price	58th	41.14		
Tackles				
Joe Brockington			t-91st	8.14
Trevor Laws			t-91st	8.14
Punt Returns				
Tom Zbikowski	39th	10.27		
Kickoff Returns				
Golden Tate			67th	23.42
Field Goals				
Brandon Walker	t-100th	0.67		

**Notre Dame's
Record When...**

	2007	Weis Era
At Home	0-3	10-6
On The Road	1-3	9-4
Neutral Site Games	0-0	1-2
In Overtime	0-0	0-1
Coming off a loss	1-4	5-6
Coming off a win	0-1	14-2
Coming of an open date	0-0	1-1
Both teams are AP-ranked	0-0	3-5
Neither team is ranked	0-3	0-3
ND is ranked higher	0-0	17-2
Opponent is ranked higher	1-3	3-7
Vs. In-state Opponents	0-1	2-1
In September	0-5	7-7
In October	1-1	7-2
In November	0-0	8-1
In December	0-0	0-0
In January	0-0	0-2
On Television	1-6	20-12
On NBC	0-3	10-6
On ABC	1-1	7-3
On ESPN	0-2	1-2
On CBS	0-0	1-0
On CSTV	0-0	1-0
On Fox	0-0	0-1
Afternoon Games	1-5	14-9
Night Games	0-1	5-3
Decided By 7 or Less	0-0	4-2
Scoring First	0-2	13-3
Opponent Scores First	1-4	7-9
Leading At Halftime	0-0	15-1
Tied At Halftime	0-0	1-0
Trailing At Halftime	1-6	4-11
Leading After 3 Qtrs.	1-0	16-0
Tied After 3 Qtrs.	0-0	0-1
Trailing After 3 Qtrs.	0-6	4-11
In Overtime	0-0	0-1
Scoring 40+ Points	0-0	9-1
Scoring 30+ Points	0-0	16-2
Scoring 20-29 Points	1-0	11-5
Scoring 0-19 Points	0-6	2-7
Allowing 40+ Points	0-0	0-4
Allowing 30+ Points	0-5	2-11
Allowing 20-29 Points	0-1	8-4
Allowing 0-19 Points	1-0	11-0
Outrushing Opponent	0-0	9-0
Getting Outrushed	1-6	11-12
Passing For More Yds	0-2	16-5
Passing For Fewer Yds	1-4	4-7
Outgaining Opponent	0-1	14-2
Getting Outgained	1-5	6-9
Winning Time of Poss.	1-0	15-3
Losing Time of Poss.	0-6	5-9
Scoring a Def./ST TD	1-2	8-3
Allowing a Def./ST TD	0-0	2-3
Fewer Penalty Yards	1-2	9-6
More Penalty Yards	0-4	11-6
Winning Turnover Battle	1-2	14-5
Losing Turnover Battle	0-4	2-6
Individual 100-yard rusher	0-0	11-2
Individual 100-yard receiver	0-1	12-4
Individual 200-yard passer	0-1	19-5
Opponent 100-yard rusher	0-5	3-10
Opponent 100-yard receiver	0-0	9-6
Opponent 200-yard passer	0-2	9-8

2007 Notre Dame Preseason Honors

JAMES ALDRIDGE

- ☐ Phil Steele's #54 Running Back

JOE BROCKINGTON

- ☐ Phil Steele's #59 Outside Linebacker

DAVID BRUTON

- ☐ Phil Steele's #39 Free Safety

JOHN CARLSON

- ☐ Maxwell Award Watch List
- ☐ Mel Kiper's #1 Senior Tight End
- ☐ #1 Senior Tight End Prospect in 2008 NFL Draft (Todd McShay)
- ☐ Phil Steele's #1 Tight End
- ☐ Lindy's #2 Tight End
- ☐ The Sporting News #3 Tight End
- ☐ Athlon Sports First Team Preseason All-American
- ☐ Phil Steele's First Team Preseason All-American
- ☐ Lindy's Second Team Preseason All-American
- ☐ Street & Smith's Second Team Preseason All-American

JIMMY CLAUSEN

- ☐ Phil Steele's #64 Quarterback

MAURICE CRUM

- ☐ Phil Steele's #18 Inside Linebacker
- ☐ Chuck Bednarik Award Watch List
- ☐ Nagurski Trophy Watch List
- ☐ Lott Award Watch List
- ☐ Lombardi Award Watch List

D.J. HORD

- ☐ Phil Steele's #65 Wide Receiver

TERRAIL LAMBERT

- ☐ Phil Steele's #31 Cornerback

TREVOR LAWS

- ☐ Phil Steele's #49 Defensive End
- ☐ Lombardi Award Watch List

GEOFF PRICE

- ☐ Phil Steele's #3 Punter
- ☐ Mel Kiper's #4 Senior Punter
- ☐ Lindy's #8 Punter
- ☐ The Sporting News #9 Punter
- ☐ Phil Steele's Third Team Preseason All-American
- ☐ Street & Smith's Honorable Mention Preseason All-American

ASAPH SCHWAPP

- ☐ Phil Steele's #24 Fullback

JOHN SULLIVAN

- ☐ Phil Steele's #2 Center
- ☐ Mel Kiper's #3 Senior Center
- ☐ Lindy's #4 Center
- ☐ #9 Senior Offensive Lineman Prospect in 2008 NFL Draft (Todd McShay)
- ☐ Street & Smith's First Team Preseason All-American
- ☐ Phil Steele's Second Team Preseason All-American

- ☐ Athlon Sports Third Team Preseason All-American
- ☐ Outland Trophy Watch List
- ☐ Rimington Award Watch List
- ☐ Lombardi Award Watch List

AMBROSE WOODEN

- ☐ Phil Steele's #18 Cornerback
- ☐ #25 Senior Defensive Back Prospect in 2008 NFL Draft (Todd McShay)
- ☐ Street & Smith's Honorable Mention Preseason All-American

SAM YOUNG

- ☐ Phil Steele's # 10 Offensive Tackle
- ☐ Street & Smith's Honorable Mention Preseason All-American

TOM ZBIKOWSKI

- ☐ Mel Kiper's #1 Senior Safety
- ☐ Phil Steele's #1 Strong Safety
- ☐ The Sporting News #1 Strong Safety
- ☐ Lindy's #3 Safety
- ☐ #10 Senior Defensive Back Prospect in 2008 NFL Draft (Todd McShay)
- ☐ ESPN.com (Ivan Maisel) First Team Preseason All-American
- ☐ Athlon Sports First Team Preseason All-American
- ☐ The Sporting News First Team Preseason All-American
- ☐ Phil Steele's First Team Preseason All-American
- ☐ Lindy's Second Team Preseason All-American
- ☐ Street & Smith's Honorable Mention Preseason All-American
- ☐ Jim Thorpe Award
- ☐ Chuck Bednarik Award Watch List
- ☐ Nagurski Trophy Watch List
- ☐ Lott Award Watch List
- ☐ AFCA Good Works Team

TEAM PRESEASON UNIT RANKINGS

- ☐ Phil Steele's #17 Special Teams
- ☐ Phil Steele's #22 Running Backs

TEAM PRESEASON NATIONAL RANKINGS

- ☐ Lindy's #36
- ☐ Athlon Sports #38
- ☐ Phil Steele # 38
- ☐ The Sporting News #39

11 straight games from 1983-93, but a 17-17 tie in 1994 (at USC) ended the streak. Notre Dame won in 1995 and a Trojan 27-20 overtime victory in 1996 (Lou Holtz's final game as Irish coach) ended the 13-game unbeaten run.

☐ From 1965 to 1982, either Notre Dame or USC was ranked in the top 20 entering the game. In fact, both teams were ranked in the top 20 in each series meeting from 1972-79. In that eight-year span, USC compiled a 6-2 record, but the two Notre Dame victories (1973, 1977) marked national championship seasons for the Irish.

☐ It's not unheard of that a national title to be at stake for one of the combatants in this rivalry. Seven times Notre Dame has entered the USC game with a shot at a national crown, only to be defeated (1938, 1948, 1964, 1970, 1974, 1980 and 2006) and an eighth chance was damaged by a tie in 1948. Notre Dame ruined USC's national title dreams three times: 1947 (38-7), 1952 (9-0) and 1988 (27-10).

☐ USC's current five-game win streak against Notre Dame is tied for the longest by the Trojans in the series. The Trojans' also won five straight from 1978-1982.

☐ Notre Dame is 2-3 in its last five games against USC in South Bend. The Trojans have entered the game at Notre Dame ranked in the top 5 the last two trips.

☐ At least one team has been ranked in the AP Top 25 in 60 of the 68 (.88 percent) meetings since 1936 (the first season of AP national rankings), while both teams have been ranked a total of 28 times.

☐ This will be the 17th time USC has traveled to South Bend ranked in the top 10. The Irish are 8-7-1 all-time in those games, including a pair of victories when Notre Dame was unranked (1959, 1963).

☐ Notre Dame is 9-16-3 when it is ranked lower than USC.

☐ Since 1965, the ND-USC game has been nationally televised on 34 occasions (including the 2007 game).

A RECORD-SETTING SERIES

☐ Four of the top rushing games in Notre Dame history have come against USC: Reggie Brooks' 227 yards at USC in 1992 (4th place; 19 carries, 11.9 avg., 3 TDs); Vagas Ferguson's 185 yards at home in 1979 (17th; 25, 7.4, 2); Jim Morse's 179 yards at home in 1954 (22nd; 19, 9.4, 1); and Jerome Bettis' 178 yards at home in 1991 (24th; 24, 7.4, 2).

☐ The following rank first in the Irish record book and occurred during the USC series: Bob Livingstone's 92-yard run from scrimmage in 1947; Coy McGee's 24.4 rushing yards per attempt in 1946 (6 for 146); Joe Theismann's 33 pass completions (tied with Brady Quinn's effort against Michigan State, 2005); Theismann's 526 passing yards (USC opponent record) and 512 yards of total offense in 1970; and Tim Brown's 30.6 yards per kick return in 1986 (5 for 153).

☐ Steve Beuerlein's four TD passes vs. USC in 1986 are tied for fourth in the Irish record book.

☐ Lee Becton's record six consecutive games with 100-plus rushing yards included a game vs. USC in 1993 (the third game of that string).

☐ Reggie Brooks had two 200+ rushing yards games in the same season, in 1992 vs. Purdue and USC (second most in a single-season).

□ Thesimann's 71 total offense attempts and 58 pass attempts vs. USC in 1970 rank second and fourth, respectively, in the Irish record book.

□ Notre Dame returned two interceptions for TDs vs. USC in 1966, which remains tied for the Irish record.

□ Notre Dame's 19 passing first downs in the 1970 USC game ranks second best all-time.

□ In addition to Livingstone's above run, some of the longest plays in Irish history have come vs. USC: Joe Heap's 94-yard punt return in 1953 (4th); Eric Penick's 85-yard rush in 1973 (t-4th), Joe Perkowski's 49-yard FG in 1961 (9th); Bob Scarpitto's 82-yard punt return in 1958 (10th); Paul Hornung and Morse hooked up on a 78-yard pass play in 1955 (10th); Wally Fronhart's 82-yard interception return in 1935 (t-10th); and Hornung's 95-yard kickoff return in 1956 (t-13th).

□ USC players own several Notre Dame opponent records: Charles White's 44 rushing attempts in 1979 and 120 career rushing attempts from 1976-79; Carson Palmer's 425 yards passing in 2002; Matt Leinart's five touchdown passes in 2004 and nine career touchdown passes; R. Jay Soward's 23 career receptions; Anthony Davis' six TDs and 36 points in 1972 (both are USC records and tied for Pac-10 records), in addition to 11 career TDs and 68 career points from 1972-74; John Jackson's 14 receptions in 1989 is tied with two others; Dwayne Jarrett's three touchdown receptions in 2006 is tied with three others, his five career touchdown catches and 335 career receiving yards stand alone; Eric Hipp's six extra points in 1979; Don Schafer's 60-yard FG in 1986 (USC record); Adrian Young's four INTs in 1967 (also the USC record and tied for Pac-10 record); Anthony Davis' 100-yard kickoff return is tied with three others; and Vern Lillywhite's 83-yard punt in 1946.

□ USC's 425 passing yards in 2002 and five touchdown passes in 2002 are Irish opponent records.

IRISH - TROJANS SERIES HISTORY

□ This rivalry began in 1926, when legendary Irish head coach Knute Rockne became the first Midwestern coach to take a team to the West Coast (Notre Dame won that game, 13-12) and the teams have met every season since (taking 1943-45 off due to travel restrictions during World War II).

□ Notre Dame has won eight Associated Press national titles while USC has won five.

□ The Irish have been selected as a national champion by at least one legitimate poll in 19 seasons, USC lists 16 such campaigns.

□ Notre Dame began the 2007 season second on the all-time winning percentage and total victories lists. USC is not far behind in ninth and 10th place, respectively.

□ Instantly recognizable coaches have stalked the sidelines for each team. Knute Rockne, Frank Leahy, Ara Parseghian, Dan Devine, Lou Holtz and Charlie Weis for Notre Dame. Howard Jones, John McKay, John Robinson and Pete Carroll for USC.

ON THIS DATE

Notre Dame has played 16 previous games in its history on Oct. 20. The Irish are 9-6-1 all-time on this date. The Irish have recorded four shutouts on Oct. 20 (1951, 1934, 1906, 1900). Notre Dame has twice played USC on this date in its history, including the 2001 victory over the Trojans (27-16) in South Bend -- the last victory for the Irish in the all-time series.

Oct. 20, 2001: Carlyle Holiday rushed for 98 yards, including a 35-yard touchdown run, as Notre Dame beat Southern Cal 27-16 for its third straight victory after opening with three losses for the first time ever. The Irish fell behind, 13-3, early in the second quarter after their defense got caught in the huddle while Carson Palmer threw a 20-yard scoring pass. But the Irish outscored the Trojans, 24-3, the rest of the way. Julius Jones, who ran for 95 yards on 21 carries, put the game away with a 5-yard TD run with 1:21 left.

Oct. 20, 1990: Lou Holtz does it again, orchestrating his second upset of the mighty Miami Hurricanes at Notre Dame Stadium in three years. This time, his sixth-ranked Irish pound the second-ranked Hurricanes, 29-20, as Craig Hentrich boots a school-record five field goals. Raghieb "Rocket" Ismail returned a kickoff 94 yards for a touchdown.

Oct. 20, 1979: Tony Hunter had five catches for 131 yards, good for a 26.2 average, in the 42-23 loss to fourth-ranked USC. The 26.2 yards per reception ranks as the sixth-highest in single-game school history.

Notre Dame Players Experience Career Firsts In 2007

GAME

So., QB, Demetrius Jones (GT)
So., DS/DC, Leonard Gordon (GT)
So., FB, Luke Schmidt (GT)
So., DT, Paddy Mullen (GT)
So., DE, Kallen Wade (GT)
So., OG, Dan Wenger (GT)
Fr., HB, Armando Allen (GT)
Fr., QB, Jimmy Clausen (GT)
Fr., HB, Robert Hughes (GT)
Fr., WR, Duval Kamara (GT)
Fr., LB, Kerry Neal (GT)
Fr., OT, Matt Romine (GT)
Fr., KR, Golden Tate (GT)
Fr., PK, Brandon Walker (GT)
Fr., NT, Ian Williams (GT)
Fr., C, Thomas Bemenderfer (GT)
Fr., OLB, Brian Smith (PSU)
Fr., TE, Mike Ragone (PSU)
So., P, Eric Maust (PSU)
So., WR, Barry Gallup, Jr. (PSU)
Fr., DB, Mike Anello (UM)
Fr., DT, Derrell Hand (MSU)

START

Sr., OLB, Anthony Vernaglia (GT)
Fr., FS, David Bruton (GT)
Fr., NT, Pat Kuntz (GT)
Fr., OT, Paul Duncan (GT)
Fr., OG, Michael Turkovich (GT)
So., OG, Dan Wenger (GT)
So., QB, Demetrius Jones (GT)
So., WR, George West (GT)
So., OLB, John Ryan (GT)
Fr., QB, Jimmy Clausen (PSU)
Fr., HB, Armando Allen (PSU)
So., ILB, Toryan Smith (PSU)
So., WR Robby Parris (UM)
So., RG, Matt Carufel (MSU)
Fr., DT, Derrell Hand (MSU)
So., HB, James Aldridge (MSU)
Fr., OLB Kerry Neal (PU)
So., DB Raeshon McNeil (PU)
Fr., WR Golden Tate (UCLA)
So., TE, Will Yeatman (UCLA)
So., RG, Eric Olsen (BC)
Fr., WR, Duval Kamara (BC)

RUSH

Fr., HB, Armando Allen (GT)
Fr., QB, Jimmy Clausen (GT)
Sr., TB, Junior Jabbie (PSU)
Fr., KR, Golden Tate (UM)
So., QB, Demetrius Jones (GT)
Fr., HB, Robert Hughes (MSU)
Sr., P, Geoff Price (BC)

RECEPTION

Sr., TB, Junior Jabbie (GT)
Fr., WR, D.J. Hord (GT)
So., TE, Will Yeatman (GT)
Fr., WR, Duval Kamara (GT)
Fr., HB, Armando Allen (GT)
So., FB, Luke Schmidt (UM)
So., HB, James Aldridge (UCLA)

TOUCHDOWN RUSH

Fr., HB, Robert Hughes (MSU)
Fr., QB, Jimmy Clausen (UCLA)

TOUCHDOWN RECEPTION

Fr., WR, Duval Kamara (PU)
Fr., WR, Golden Tate (PU)
So., WR Robby Parris (UM)

PASS ATTEMPT

So., QB, Demetrius Jones (GT)
Fr., QB, Jimmy Clausen (GT)
Fr., HB, Armando Allen (UCLA)

PASS COMPLETION

So., QB, Demetrius Jones (GT)

Fr., QB, Jimmy Clausen (GT)
Fr., HB, Armando Allen (UCLA)

TOUCHDOWN PASS

Fr., QB, Jimmy Clausen (PU)
Fr., QB, Evan Sharpley (PU)

FIELD GOAL

Fr., PK, Brandon Walker (GT)

FIELD GOAL ATTEMPT

Fr., PK, Brandon Walker (GT)
So., PK, Nate Whitaker (PSU)

KICK RETURN

Fr., HB, Armando Allen (GT)
Fr., HB, Robert Hughes (GT)
Fr., KR, Golden Tate (GT)

TACKLE

Sr., LS, J.J. Jansen (GT)
So., OLB, Morrice Richardson (GT)
So., DT, Paddy Mullen (GT)
Fr., NT, Ian Williams (GT)
Fr., LB, Kerry Neal (PSU)
So., DB, Jashaad Gaines (PSU)
Fr., KR, Golden Tate (GT)
Fr., OLB, Brian Smith (UM)
Fr., DB, Mike Anello (UM)
Fr., DT, Derrell Hand (MSU)
Fr., TE, Mike Ragone (BC)

TACKLE FOR LOSS

So., OLB, Morrice Richardson (PSU)
Fr., NT, Ian Williams (PSU)
Fr., OLB, Brian Smith (UM)
Fr., LB, Kerry Neal (MSU)
Fr., LB, Steve Quinn (MSU)
Sr., DE, Dwight Stephenson Jr. (PU)
So., ILB, Toryan Smith (UCLA)
Sr., OLB, Anthony Vernaglia (BC)

FORCED FUMBLE

Fr., OLB, Brian Smith (UM)
So., OLB, John Ryan (GT)

FUMBLE RECOVERY

Fr., SS, Ray Herring (UM)
Fr., OLB Kerry Neal (UCLA)
Sr., Maurice Crum, Jr. (UCLA)

FUMBLE TD RETURN

Sr., Maurice Crum, Jr. (UCLA)

PASS BREAKUP

So., DB Raeshon McNeil (GT)
Fr., NT, Pat Kuntz (GT)
Fr., LB, Kerry Neal (MSU)

INTERCEPTION

So., DB, Darrin Walls (PSU)
Fr., FS, David Bruton (MSU)
Fr., FS Kyle McCarthy (PU)
Fr., OLB, Brian Smith (BC)

INTERCEPTION TD RETURN

Fr., OLB, Brian Smith (BC)
So., DB, Darrin Walls (PSU)

SACK

Fr., FS, David Bruton (GT)
So., OLB, Morrice Richardson (PSU)
So., OLB, John Ryan (PSU)
Fr., LB, Kerry Neal (MSU)
Fr., OLB, Brian Smith (UCLA)

PUNT

Fr., P, Eric Maust (PSU)

**Notre Dame Football
By The Numbers**

- .740** - Notre Dame's winning percentage, the second-highest in college football history.
- 1** - Notre Dame is the only team, college or professional, to have all of its games broadcast nationally on the radio and is the only team to have all of its home games televised nationally (NBC).
- 5** - College Football Hall of Fame Coaches - Jesse Harper, Knute Rockne, Frank Leahy, Ara Parseghian and Dan Devine.
- 7** - Heisman Trophy Winners: Angelo Bertelli (1943), Johnny Lujack (1947), Leon Hart (1949), John Latner (1953), Paul Hornung (1956), John Huarte (1964) and Tim Brown (1987).
- 10** - Alumni in the Pro Football Hall of Fame.
- 11** - National Championships - since the AP poll began in 1936 (1943-46-47-49-66-73-77-88), the most of any other school. The Irish also earned consensus national titles in 1924, 1929 and 1930 prior to the AP rankings.
- 12** - Unbeaten and untied seasons.
- 21** - Seasons in which the team has been voted the national champion by at least one selector.
- 28** - Bowl games in which the Irish have taken part.
- 31** - Unanimous first-team All-Americans -- more than any other school.
- 42** - College Football Hall of Fame Players.
- 79** - Different consensus All-Americans -- more than any other school.
- 99** - Percent graduation rate among football players who enter on scholarship and remain at least four years.
- 101** - Out of 118 years in which Notre Dame has finished with a winning record.
- 119** - Years of college football (including '07).
- 170** - Consecutive games streak televised nationally or regionally by NBC, CBS, ABC or ESPN (ended Nov. 11, 2006 at Air Force).
- 181** - Selections on All-America first teams.
- 195** - Consecutive sellouts at Notre Dame Stadium.
- 200+** - Stations that broadcast Notre Dame football via Westwood One.
- 301** - Appearances by the Irish on network television -- more than any other school.
- 822** - All-time victories, second all-time in college football.

NOTRE DAME-USC CONNECTIONS

- The winner of the game keeps a shillelagh (presented by the Notre Dame Club of Los Angeles), with shamrocks representing Notre Dame victories and rubies Trojan heads standing for USC wins (each is engraved with the year and final score). The original foot-long shillelagh was flown from Ireland by Howard Hughes' pilot, according to legend, and was introduced in 1952 (although the medallions date back to the start of the series in 1926). When the original shillelagh ran out of space after the 1989 game, it was retired and is permanently displayed at Notre Dame. A new shillelagh, slightly larger than the original, was commissioned by Jim Gillis, a former baseball player at both USC and Notre Dame and onetime president of the Notre Dame Club of Los Angeles. The new trophy was handcrafted in 1997 in County Leitrum, Ireland, and contains medallions beginning with the 1990 game.
- Notre Dame women's volleyball head coach Debbie Brown was twice named the national player of the year while helping USC win the 1976 and 1977 national championship in women's volleyball.
- Notre Dame's roster features eight players from the state of California. USC's roster does not have a player from Indiana.
- Notre Dame head coach Charlie Weis (15 years) and USC head coach Pete Carroll (16 years) each spent much of their career in the NFL ranks. Weis coached with the New York Giants, New England Patriots and New York Jets, while Carroll worked with the Buffalo Bills, Minnesota Vikings, New York Jets and New England Patriots.
- While each spent time with the Jets (Weis three years, Carroll five years) and Patriots (Weis a total of nine years over two stints, Carroll three years), the two never worked on the same staff.
- The two did face one another on a total of 11 occasions through their respective tenures in the NFL.
- A number of players from USC and Notre Dame either attended the same high school or hail from the same hometown.

Notre Dame	High School/Hometown	Boston College
Kristopher Patterson, WR	Seattle, WA	Taylor Mays, S
Anthony Vernaglia, LB	Orange Lutheran H.S.	Aaron Corp, QB
Terrail Lambert, DB	Oxnard, CA	Kevin Thomas, CB Josh Pinkard, S/CB
John Ryan, LB	St. Ignatius H.S.	Billy O'Malley, P
Robby Parris, WR		
Jimmy Clausen, QB	Oaks Christian H.S.	Marc Tyler, TB Marshall Jones, TB
Will Yeatman, TE	San Diego, CA	Jordan Congdon, PK Cooper Stephenson, FB
Nate Whitaker, PK		
Nate Whitaker, PK	St. Augustine H.S.	Jordan Congdon, PK
Kevin Brooks, TE	Thousand Oaks, CA	Jimmy Miller, TE

NOTING THE BOSTON COLLEGE GAME

- The game was officially sold out making it the 195th consecutive sellout at Notre Dame Stadium. Since 1966, every Notre Dame home football game has been a sellout except one - a 1973 Thanksgiving Day game vs. Air Force. The Irish have now played in front of sellouts in 243 of their last 244 home games.
- The following Notre Dame players extended streaks for consecutive starts: senior ILB **Maurice Crum, Jr.** (32), senior DE **Trevor Laws** (32), senior C **John Sullivan** (19), sophomore OT **Sam Young** (19), senior CB **Terrail Lambert** (16) and senior SS **Tom Zbikowski** (13).
- With sophomore OG **Eric Olsen** and freshman WR **Duval Kamara** each earning their first respective career start for Notre Dame today, the Irish have already had 22 (10 on defense, 12 on offense) different players register their first career starts this season.

Sr., OLB, Anthony Vernaglia	Jr., FS, David Bruton
Jr., NT, Pat Kuntz	Jr., OT, Paul Duncan
Jr., OG, Michael Turkovich	Jr., OG, Dan Wenger
So., QB, Demetrius Jones	So., WR, George West
So., OLB, John Ryan	Fr., QB, Jimmy Clausen
Fr., HB, Armando Allen	So., ILB, Toryan Smith
So., WR Robby Parris	So., RG, Matt Carufel
Jr., DT, Derrell Hand	So., HB, James Aldridge
Fr., OLB Kerry Neal	So., DB Raeshon McNeil
Fr., WR Golden Tate	So., TE, Will Yeatman
So., OG, Eric Olsen	Fr., WR, Duval Kamara

- Freshman WR **Duval Kamara** became the fifth Notre Dame freshman to start this year joining QB **Jimmy Clausen**, HB **Armando Allen**, WR **Golden Tate** and OLB **Kerry Neal**.
- The 52-yard rush by L.V. Whitworth of Boston College in the first quarter was the longest of the season by a Notre Dame opponent. The previous long run of the season for an Irish opponent was a 45-yard burst by Georgia Tech's Tashard Choice.
- Boston College went ahead 13-0 on an eight-play, 41 yard drive just before halftime. The Eagles then used an interception return to the Notre Dame 11-yard line to set up another touchdown pushing the lead to 20-0. After the Irish drew within six points, 20-13, on Brian Smith's interception

return for touchdown, Boston College benefited from an excessive celebration penalty that forced the Irish to kick off from their 15, and the Eagles returned the pooch kick 18 yards to the Notre Dame 44. Five plays later, a Matt Ryan to Kevin Challenger 13-yard pass returned the crucial two-score advantage to Boston College, 27-14. Those touchdown drives were the eighth, ninth and 10th this season for a Notre Dame opponent that failed to cover 45 yards. In fact, Irish foes have had 19 scoring drives (field goals or touchdowns) in 2007 of 45 yards or less.

❑ The Eagles rushed for 94 yards on 13 carries in the first half against the Irish. Boston College picked up 52 of those yards on one rush -- the fourth play from scrimmage for the Eagles (they also had a two-yard run on their first offensive play of the game). Notre Dame proceeded to limit Boston College to 40 yards on the ground (11 carries) the rest of the first half. The Eagles managed 74 yards of rushing in the second half, but it took 23 carries or just 3.2 yards per carry.

❑ Boston College controlled the ball 39:03 to Notre Dame's 20:57. It was the greatest time of possession disparity against the Irish in the 32-game Charlie Weis era. The previous high was when Air Force had a 38:35 to 21:25 edge last year in its 39-17 loss. It was the most possession time for an Irish opponent since Nov. 16, 1991 when Penn State racked up 39:47 of possession time

❑ Notre Dame cut the Boston College lead to 20-14 following freshman OLB **Brian Smith's** 25-yard interception return midway through the third quarter. The interception return for touchdown was Notre Dame's second of the season (second in as many weeks). The Irish had not recorded defensive touchdowns in consecutive weeks since Oct. 22 and Nov. 5 of 2005 (against Tennessee and BYU). Both of the touchdowns were interception returns from current senior SS **Tom Zbikowski**.

❑ With his second carry, sophomore HB **James Aldridge** went over 100 rushes for his career.

❑ Senior P **Geoff Price** picked up his eighth punt of 50 yards or more this season (21st career) following a 56-yard bomb that pinned Boston College at its own 11-yard line. Price, who pinned UCLA inside its 20-yard line on three different occasions last week, also pinned the Eagles inside the 20-yard line three times.

❑ Senior TE **John Carlson** picked up his 80th career reception on a six-yard grab in the first quarter. Carlson stands third all-time in Irish tight end history with 82 career catches. Ken MacAfee (1974-77) holds the school record with 128 receptions and Anthony Fasano (2003-05) ranks second with 92.

❑ Senior DE **Trevor Laws** blocked a 34-yard field goal attempt by Steve Aponavicius midway through the second quarter. The blocked field goal is Laws' second of the season and fifth of his career. Laws, who finished the game with a career-high 11 tackles, has posted 10 or more tackles twice this season.

❑ Sophomore WR **Robby Parris** recorded a 26-yard reception midway through the second quarter, added a 28-yard grab in the third quarter and capped off Notre Dame's first scoring drive of the afternoon with a 19-yard touchdown catch (the first of his career). Notre Dame has nine passing plays over 20 yards this sea-

**2007 Notre Dame Football
Media Information**

Interview requests and media access for the 2007 Notre Dame football team are administered by lead football contact Brian Hardin and assistant football contact Michael Bertsch.

CONTACT INFORMATION

Brian Hardinbhardin2@nd.edu	Michael Bertschmbertscl@nd.edu
Office: (574) 631-9471	Office: (574) 631-8642
Cell: (574) 532-4134	Cell: (574) 532-4154

NOTRE DAME FOOTBALL WEEKLY MEDIA INFORMATION

Charlie Weis Teleconferences: Coach Weis will be available for two teleconferences each week of the season. (Media looking for the teleconference number should contact Brian Hardin)

SUNDAY - 12:30-1:15 p.m. ET (except for Sept. 9 and Oct. 7 when it will begin at 1:30 p.m.)

- ❑ Guglielmino Athletics Complex auditorium
- ❑ This teleconference will function as a look back at the previous Saturday's game.

TUESDAY - 12:00 noon-12:45 p.m. ET

- ❑ Guglielmino Athletics Complex auditorium
- ❑ This teleconference will function as a look ahead at the upcoming weekend's opponent and other football-related issues.
- ❑ Satellite coordinates: AMC 3-C, Transponder 14 (Available from 11:45 a.m. to 12:45 p.m.)

For accredited members of the media who want to attend the weekly press conference, contact Brian Hardin or Michael Bertsch for more information. The Guglielmino Athletics Complex is located on the east side of campus, behind the Joyce Center and the Rolfs Recreation Center and just north of Moose Krause Stadium.

The Guglielmino Athletics Complex auditorium can be accessed through "The Gug's" main entrance, which is located on the west side of the building (facing the Rolfs Recreation Center and main campus).

Both teleconferences will be broadcast live (audio) on www.und.com each week. A full transcript from each teleconference will be posted on www.und.com as soon as possible.

Weis' Sunday and Tuesday press conferences also will be broadcast live (video) on www.und.com and archived there for future use.

Notre Dame Captains Teleconferences: The five Irish captains will be available over two teleconferences each week of the season.

WEDNESDAY - 12:45 p.m. ET

- ❑ John Carlson, John Sullivan, Travis Thomas

THURSDAY - 1:00 p.m. ET

- ❑ Maurice Crum, Jr., Tom Zbikowski

PLAYER/ASSISTANT COACH POST-PRACTICE INTERVIEWS

Notre Dame player interviews are available on a rotating schedule during the week.

Tuesday: Available by request: Offensive players (not including Thomas, Carlson, Sullivan), Offensive Coaches.

Wednesday: Available by request: Defensive players (not including Zbikowski, Crum, Jr.), Defensive Coaches, Coach Weis.

Thursday: Available by request: Specialists, Special Teams Coaches, Coach Weis.

There is no interview availability for any player or coach on Monday and Friday of each game week.

NOTE - All requests for player and coordinator interviews should be sent to Brian Hardin. A detailed description of the subject matter for the interview needs to be included. Requests are due at 10:00 a.m. each day of practice. Freshmen are not available with the exception of the bye week.

PRACTICE ACCESS & POST-PRACTICE INTERVIEW LOCATION

The first 20 minutes of each practice (during the season) on Tuesday, Wednesday and Thursday are open to the media for viewing. This is generally from 5:10-5:30 p.m. ET.

Post-practice interviews will take place in the Guglielmino Athletics Complex auditorium. Enter through the MAIN ENTRANCE (facing west) and you will be directed to the auditorium.

NOTRE DAME COACHES' RADIO SHOW

The weekly show will be held at Macri's Deli in Mishawaka. The show will air live on U93 (92.9 FM) Mondays from 7:00 - 7:30 p.m. Jack Nolan will host the show along with former Irish player Reggie Brooks. Air dates: Sept. 3, 10, 17, 24; Oct. 1, 8, 15, 22; Nov. 5, 12, 19. The show is a cooperative venture between Notre Dame Sports Properties, the Notre Dame athletic department and Artistic Media Partners. The show can also be heard on www.und.com.

INSIDE NOTRE DAME FOOTBALL WITH CHARLIE WEIS (TELEVISION SHOW)

Taped on Sunday nights, Inside Notre Dame Football will feature a recap of the week's contest, Notre Dame player features and more. A list of affiliates can be found on www.und.com. The show can be seen locally Sunday evenings on WNDU-TV following the late local news. It will also re-air on WNDU-TV the following Saturday morning at 6:30 a.m. as well as 90 minutes prior to kickoff of Notre Dame home games.

All Times Eastern

National Rankings

ASSOCIATED PRESS (Oct. 14)

Rk	School	Record	Pts
1.	Ohio State (50)	7-0	1,599
2.	South Florida (11)	6-0	1,503
3.	Boston College (1)	7-0	1,448
4.	Oklahoma (1)	6-1	1,399
5.	LSU (1)	6-1	1,331
6.	South Carolina	6-1	1,247
7.	Oregon	5-1	1,177
8.	Kentucky	6-1	1,098
9.	West Virginia	5-1	1,090
10.	California	5-1	1,065
11.	Virginia Tech	6-1	951
12.	Arizona State (1)	7-0	948
13.	USC	5-1	932
14.	Florida	4-2	865
15.	Kansas	6-0	664
15.	Missouri	5-1	664
17.	Hawaii	7-0	551
18.	Auburn	5-2	488
19.	Texas	5-2	348
20.	Tennessee	4-2	339
21.	Georgia	5-2	279
22.	Texas Tech	6-1	241
23.	Cincinnati	6-1	194
24.	Michigan	5-2	189
25.	Kansas State	4-2	107

Others Receiving Votes

Penn State 95, Virginia 85, Illinois 75, Boise State 37, Alabama 27, Wake Forest 18, Wisconsin 18, Rutgers 18, Clemson 9, Connecticut 7, Florida State 6, Maryland 6, Air Force 4, Brigham Young 2, Troy 1.

USA TODAY/COACHES (Oct. 14)

Rk	School	Record	Pts
1.	Ohio State (56)	7-0	1,495
2.	Boston College (1)	7-0	1,383
3.	South Florida (3)	6-0	1,320
4.	Oklahoma	6-1	1,288
5.	LSU	6-1	1,173
6.	Oregon	5-1	1,077
7.	West Virginia	5-1	1,007
8.	South Carolina	6-1	997
9.	California	5-1	983
9.	USC	5-1	983
11.	Virginia Tech	6-1	982
12.	Arizona State	7-0	936
13.	Kentucky	6-1	874
14.	Florida	4-2	726
15.	Kansas	6-0	705
16.	Hawaii	7-0	558
17.	Missouri	5-1	519
18.	Texas	5-2	396
19.	Auburn	5-2	372
20.	Georgia	5-2	282
21.	Texas Tech	6-1	232
22.	Tennessee	4-2	193
23.	Cincinnati	6-1	192
24.	Virginia	6-1	184
25.	Penn State	5-2	128

Others Receiving Votes

Michigan 127, Wisconsin 82, Boise State 61, Illinois 59, Kansas State 42, Rutgers 25, **Purdue 19**, Florida State 16, Maryland 15, Alabama 13, Wake Forest 12, Louisville 9, Clemson 9, Brigham Young 8, **Michigan State 8**, Connecticut 7, Fresno State 2, Wyoming 1.

son and Parris has five of those receptions.

□ Parris ended the day with 94 yards receiving, a career-high besting his 93 yards receiving at Purdue on Sept. 29.

□ Sophomore QB **Evan Sharpley** entered the game in the third quarter and promptly led the Irish on a 79-yard scoring drive to bring Notre Dame within 20-7. Sharpley went 4-for-7 for 64 yards and a touchdown on the drive (his third career touchdown pass).

□ Notre Dame has nine passing plays over 20 yards this season and Sharpley has six of those completions.

□ Sharpley finished the afternoon 11-of-29 for 135 yards and one touchdown. He has guided the Irish to their three longest scoring drives of the season (79 and 81 yards at Purdue, 79 yards against Boston College).

□ Freshman OLB **Brian Smith** returned a Matt Ryan pass 25 yards for a touchdown to cut the Boston College lead to just six points, 20-14, midway through the third quarter. Smith is the first freshman to record an interception return for touchdown since Sept. 25, 1976. Bobby Leopold took a pick back 57 yards that afternoon in a 48-0 victory at Northwestern. Since freshman were made eligible in 1972, Smith is just the fourth to ever return an interception for touchdown.

Irish Freshman With Interception Returns for TD (since 1972)

Player	Yards	Date
<i>Brian Smith</i>	25-yards	Oct. 13, 2007
Bobby Leopold	57-yards	Sept. 25, 1976
Randy Harrison	44-yards	Oct. 26, 1974
Drew Mahalic	56-yards	Oct. 14, 1972

□ Senior **Joe Brockington** ended the day with a total of 13 tackles (10 solo, three assisted). The 13 tackles was a new season high, numbering three higher than his 10 tackles against Penn State on Sept. 8. Also a season high on unassisted tackles.

HOW DO THEY STACK UP?

Average weight of the offensive and defensive lines:

ND OL 305.0 lbs.	vs.	USC DL 286.3 lbs.
ND DL 284.3 lbs.	vs.	USC OL 306.0 lbs.

Average height of the receivers and the secondaries:

ND WR/TE 6' 1"	vs.	USC DB 6' 1 1/2"
ND DB 6' 0"	vs.	USC WR/TE 6' 4 1/3"

IN FRONT OF A FULL HOUSE

□ Notre Dame has played in front of sellout crowds in 198 of its previous 226 games, including 73 of its last 80 contests dating back to the Tostitos Fiesta Bowl at the end of the 2000 season (the 2001, 2003 and 2005 games at Stanford, the 2004 game vs. Navy at the Meadowlands, the 2005 game at Washington and the 2007 game at UCLA were not sellouts). At Michigan in 2003, the Irish and Wolverines attracted the largest crowd in NCAA history (111,726), marking the third time in the history of the series that an NCAA attendance record was set. Including last year's game at Georgia Tech, the Irish have been part of establishing a new stadium attendance record seven times since 2001. The list also includes: at Nebraska and Texas A&M in 2001, at Air Force and Florida State in 2002, home vs. Boston College in 2002, vs. Oregon State in the Insight Bowl in 2004 (the game set a Bank One Ballpark record for football configuration). Notre Dame and Michigan played before an over-capacity 111,386 at Michigan Stadium in September of 2005. At Purdue in '05, the Irish and Boilermakers played before 65,491 football fans, a Ross-Ade Stadium record (since the renovation of the facility in 2003). Penn State drew the second largest crowd in Beaver Stadium history for the meeting with the Irish earlier this season.

□ Notre Dame did not become the first school in NCAA history to ever play three regular season road games before crowds of 100,000. Both Penn State and Michigan exceeded that mark, but UCLA fell short.

TEAM NOTES

□ A total of 68 different players have seen action this fall for Notre Dame. Of those 68 players, 37 are either freshmen or sophomores. The Irish have played 11 true freshmen through their first seven games and five (**Jimmy Clausen**, **Armando Allen**, **Golden Tate**, **Kerry Neal** and **Duval Kamara**) have started.

□ Notre Dame has already had 22 (10 on defense, 12 on offense) different players register their first career starts this season. They include HB **Armando Allen**, QB **Jimmy Clausen**, DB **Raeshon McNeil**, WR **George West**, WR **Golden Tate**, FS **David Bruton**, HB **James Aldridge**, ILB **Toryan Smith**, OG **Dan Wenger**, ILB **Anthony Vernaglia**, OLB **Kerry Neal**, DE **Dwight Stephenson, Jr.**, OT **Paul Duncan**, OG **Matt Carufel**, OG **Mike Turkovich**, WR **Robby Parris**, TE **Will Yeatman**, OLB **John Ryan**, DE **Derrell Hand**, NT **Pat Kuntz**, RG **Eric Olsen** and WR **Duval Kamara**. The Irish have also used freshman place kicker **Brandon Walker** and sophomore punter **Eric Maust**.

□ With freshmen **Jimmy Clausen** (#7) and **Armando Allen** (#5) each starting against Penn State, it marked the first time since freshmen were made eligible in 1972 that Notre Dame started rookies at both quarterback and tailback.

□ Notre Dame played nine freshmen in the season-opening loss to Georgia Tech. It was tied for the fourth most freshmen to take the field in a season-opener since 1972.

- The Irish returned just five senior lettermen and eight junior lettermen. Of those 13 upperclassmen, only six had ever started a game for Notre Dame prior to this season.
- Notre Dame returned just 30 letterwinners to the 2007 team. The total is the third lowest (or 117th) in the nation.
- The Irish lost 28 lettermen from the 2006 team that finished 10-3 and earned a spot in the Allstate Sugar Bowl. The total is tied for the fifth most in the country.

FRESH HORSES

Eleven true freshmen have played for Notre Dame this season. HB **Armando Allen**, QB **Jimmy Clausen**, HB **Robert Hughes**, WR **Duval Kamara**, OLB **Kerry Neal**, TE **Mike Ragone**, OT **Matt Romine**, OLB **Brian Smith**, WR **Golden Tate**, PK **Brandon Walker** and NT **Ian Williams** all have made significant contributions in 2007, giving Irish fans good reason to feel optimistic about the future.

Allen (126) and Hughes (39) are second and third on the team in rushing. Allen is third on Notre Dame with 16 receptions for 61 yards. He has also added 19 kick returns for 383 yards (20.2 yards per return). Hughes picked up his first career touchdown against Michigan State.

Kamara is fourth on the Irish in receiving with 15 receptions for 155 yards -- good for 10.3 per catch. He had six grabs for 68 yards, including his first career touchdown earlier this season against Purdue.

Tate caught three passes for 104 yards and one touchdown at Purdue. He not only became the first freshman to catch a touchdown pass since Maurice Stovall (Nov. 23, 2002 against Rutgers), but also became the first Notre Dame freshman to surpass 100 yards receiving in a game since Derrick Mayes (100 yards on two catches) against Pittsburgh on Oct. 10, 1992. Tate also ranks 67th in the NCAA with a 23.42 yards per kick return.

Clausen has started six games this fall, becoming just the eighth freshman quarterback to start for Notre Dame since 1950. He has completed 81-of-141 (57.4%) for 618 yards and one touchdown.

Williams, Smith and Neal have been major additions to the Irish defense this fall. Neal has started each of the last three games at outside linebacker. He has registered eight tackles (five solo), including a sack. Neal has added three pass break-ups, two quarterback hurries (stat only tracked in home games) and a 11-yard fumble return setting up an Irish field goal against UCLA. Smith has played in six games and has registered 10 tackles (five solo), including two for loss and one sack. He has recorded a forced fumble and became the first freshman to return an interception for touchdown since 1976. Smith raced 25 yards to bring Notre Dame within six points, 20-13, against #4 Boston College. Williams leads all Irish first-year players with 19 total tackles (12 solo). He has a half tackle for loss.

Ragone has seen action in six games, mostly on special teams, while Romine played in two games before suffering an injury that has sidelined him the last four weeks.

Walker has handled the kicking duties the entire season. He is 4-of-6 on the season, including a career-best 48 yard kick at UCLA. Walker is the first left-footed kicker for Notre Dame since Harry Oliver in 1981.

HUNDREDS OF FORMER PLAYERS TO FORM PRE-GAME "TUNNEL"

Another Notre Dame tradition will continue with the game versus arch-rival USC, as prior to the game the 2007 team will run through a tunnel comprised of former Irish football players (several hundred are expected to return). Former head coach Bob Davie wrote a letter to every former Notre Dame football player during the summer of 1997, with the University providing them with the opportunity to buy two tickets to the season opener and inviting them to be part of the tunnel ceremony. Nearly 250 Irish football alumni formed the tunnel prior to the 1997 opener versus Georgia Tech and approximately 300 former players formed the tunnel prior to the 1998 opener versus Michigan before returning again for the '99 opener vs. Kansas. Another such group is expected versus the Trojans.

HISTORY OF THE GREEN JERSEY

Although Notre Dame's official colors for athletics long have been listed as gold and blue, the color of the Irish home football jersey has switched back and forth between blue and green for more than 50 years.

While dark blue jerseys with a gleaming gold helmet and gold pants is the signature uniform for the Notre Dame football team, green has developed into an unofficial third school color.

Any discussion about the green uniforms in Notre Dame athletics history begins with the Notre Dame-USC football game on Oct. 22, 1977. Irish head coach Dan Devine -- who had received a friendly suggestion from head basketball coach Digger Phelps during an off-season conversation -- ordered special green jerseys four months in advance of the Irish-Trojan game. Notre Dame

An Eye on Career Records

Receptions - Career (Tight End)

1. Ken MacAfee128 (1974-77)
2. Anthony Fasano92 (2003-05)
3. **John Carlson82 (active)**
4. Derek Brown62 (1988-91)
- Dean Masztak62 (1978-81)
6. *Tony Hunter55 (1979-82)
- Mark Bavaro55 (1981-84)
- *played TE only in 1981-82

Fumble Return Yards - Career

1. **Tom Zbikowski100 (active)**
2. Gerome Sapp93 (1999-02)
3. Steve Lawrence79 (1983-86)
4. Quentin Burrell65 (2001-04)
5. Bobby Taylor.....57 (1991-94)

Interception Return Yards - Career

1. Dave Duerson256 (1979-82)
2. Steve Lawrence233 (1983-86)
3. Tom Schoen226 (1965-67)
4. Nick Rassas220 (1963-65)
5. Luther Bradley218 (1973-77)
6. Shane Walton181 (1999-02)
7. Pat Terrell180 (1986-89)
8. Ralph Stepaniak179 (1969-71)
9. Joe Restic176 (1975-78)
10. **Tom Zbikowski158 (active)**

Punt Average - Career (min. 50)

1. Craig Hentrich (118 for 5204) 1989-92 44.1
2. **Geoff Price (96 for 4171) - active.....43.4**

Career Starts By Position

---OFFENSE---										
WR	LT	LG	C	RG	RT	TE	WR	QB	FB	HB
Grimes (13)	Duncan (7)	Turkovich (7)	Sullivan (38)	Wenger (3)	Young (20)	Carlson (26)	West (6)	Clausen (6)	Schwapp (7)	Aldridge (4)
Tate (1)				Carufel (3)		Yeatman (1)	Parris (2)	Jones (1)		Thomas (3)
				Olsen (1)			Kamara (1)			Allen (2)
---DEFENSE---										
DE	NT/DT	DE	OLB	ILB	ILB	OLB	CB	SS	FS	CB
Stephenson (3)	Laws (25)	Laws (7)	Ryan (7)	Crum (32)	Brockington (14)	Thomas (6)	Walls (8)	Zbikowski (43)	Bruton (7)	Lambert (17)
Brown (2)	Kuntz (6)		Thomas (5)		Smith, T. (2)	Vernaglia (3)	McNeil (1)	Herring (1)		Wooden (18)
Hand (1)						Neal (2)				Ferrine (2)

**Irish Single-Season Freshmen
Quarterback Records**

Attempts

- 59, Brady Quinn at Purdue (9.27.03)
- 52, Brady Quinn vs. Florida State (11.1.03)
- 39, Brady Quinn at Boston College (10.25.03)
- 34, Brady Quinn vs. USC (10.18.03)
- 34, Brady Quinn at Syracuse (12.6.03)

Completions

- 29, Brady Quinn at Purdue (9.27.03)
- 23, Brady Quinn at Boston College (10.25.03)
- 20, Brady Quinn vs. Florida State (11.1.03)
- 18, Brady Quinn at Syracuse (12.6.03)
- 18, Jimmy Clausen at Purdue (9.29.07)

Yards

- 350, Brady Quinn at Boston College (10.25.03)
- 297, Brady Quinn at Purdue (9.27.03)
- 257, Steve Beuerlein at Penn State (11.12.83)
- 199, Brady Quinn at Syracuse (12.6.03)
- 183, Matt LoVecchio vs. Navy (10.14.00)

Touchdowns

- 3, Matt LoVecchio vs. Air Force (10.28.00)
- 2, Steve Beuerlein at South Carolina (10.8.83)
- 2, Matt LoVecchio vs. Navy (10.14.00)
- 2, Matt LoVecchio vs. Rutgers (11.18.00)
- 2, Matt LoVecchio vs. Stanford (10.7.00)
- 2, Matt LoVecchio at West Virginia (10.21.00)
- 2, Brady Quinn at Stanford (11.29.03)
- 2, Brady Quinn at Boston College (10.25.03)

INTs

- 4, Brady Quinn at Purdue (9.27.03)
- 3, Steve Beuerlein vs. Pittsburgh (11.5.83)
- 3, Brady Quinn vs. Florida State (11.1.03)
- 2, Blair Kiel at Georgia Tech (10.8.80)
- 2, Blair Kiel vs. Georgia (1.1.81)
- 2, Brady Quinn at Syracuse (12.6.03)
- 2, Brady Quinn at Boston College (10.25.03)
- 2, Jimmy Clausen vs. Boston College (10.20.07)

Completion Percentage (min. 15 attempts)

- .700, Steve Beuerlein (14-for-20)
at Penn State (11.12.83)
- .692, Jimmy Clausen (18-for-26)
at Purdue (9.29.07)
- .684, Matt LoVecchio (13-for-20)
vs. Rutgers (11.18.00)
- .650, Matt LoVecchio (13-for-20)
vs. Navy (10.14.00)
- .647, Jimmy Clausen (11-for-17)
at Michigan (9.15.07)

Longest Completion

- 85, Brady Quinn at Purdue (9.27.03)
- 68, Matt LoVecchio vs. Air Force (10.28.00)
- 65, Brady Quinn at Stanford (11.29.03)
- 59, Steve Beuerlein at South Carolina (10.8.83)
- 58, Steve Beuerlein at Colorado (10.1.83)

had not worn green jerseys since a 1968 Thanksgiving Day game in Yankee Stadium against Syracuse.

In what was billed as the best-kept secret in Notre Dame football history, most of the team was unaware of the uniform switch until 20 minutes before kickoff – although Devine allowed captains Ross Browner, Terry Eurick and Willie Fry to try on the new jerseys on Friday afternoon prior to the pep rally. Even though Fry hinted about the change at the rally that evening by calling for the fans to wear green to the game and referring to his teammates as the ‘Green Machine,’ the secret remained safe until the team returned after pregame warm-ups to find green jerseys with gold numbers hanging in each player’s locker.

Notre Dame Stadium already was operating at a fever pitch that day before the team even took the field. The student body wheeled a homemade Trojan horse onto the field to symbolize the historical Fall of Troy. The Irish fans also were eager to make up for the 55-24 loss to USC in 1974, a game that Notre Dame led 24-6 at halftime.

The Irish rolled to a 49-16 victory over USC in their green jerseys and the “Green Machine” was born. Notre Dame wore the jerseys for the rest of the season, sweeping through the remainder of the schedule and thumping #1 Texas, 38-10, in the Cotton Bowl to earn the national championship.

Gerry Faust outfitted his Irish teams in green jerseys for victories over USC in 1983 and ‘85 (the team switched to green during halftime of the ‘85 game). Lou Holtz incorporated green twice in his tenure, sparking the team to a 1982 Sugar Bowl victory over Florida with green numbers on white jerseys. The team also wore green in a 35-28 loss to Georgia Tech for the 1999 Gator Bowl while Tyrone Willingham’s 2002 team wore green in a 14-7 loss to Boston College.

Although the 1977 Notre Dame-USC football game marked the renewal of the green jerseys, Notre Dame football teams have been wearing green in one fashion or another since Knute Rockne patrolled the sidelines during the 1920s. In those days, the Notre Dame varsity team usually wore blue while the freshman squad was outfitted in green.

On several occasions, Rockne’s varsity team did wear green – simply for purposes of distinction when the Irish opponent also came out in blue. Games against Navy in the late 1920s, for example, featured green-clad Notre Dame teams in order to avoid confusion with the Navy’s blue uniforms.

Rockne didn’t mind using the color change as a psychological ploy. When Notre Dame faced Navy in Baltimore in 1927, the Irish head coach started his second-string reserves. Navy took advantage by scoring a touchdown in the first five minutes of the game. Immediately following the Midshipmen’s score, Rockne made his move, as reported by George Trevor in the New York Sun:

“Instantaneously, the Notre Dame regulars yanked off their blue outer sweaters and – like a horde of green Gila monsters – darted onto the field. From that moment on, Notre Dame held the initiative, imposed its collective will upon the Navy.”

Notre Dame came from behind to win that game, 19-6, and then used the same maneuver the following year at Chicago’s Soldier Field. That 1928 game saw Notre Dame beat Navy, 7-0, with the Scholastic Football Review including this description:

“Mr. K.K. Rockne may, or may not, be a psychologist. But, he did array his team in bring green jerseys for their battle with the United States Naval Academy. Mr Rockne evidently surmised that garbing a band of native and adopted Irish in their native color is somewhat akin to showing a bull the Russian flag.”

The green jerseys remained prominent throughout the Frank Leahy years – particularly son in September of 1947, when Heisman Trophy winner Johnny Lujack graced the cover of Life magazine clad in green. Several of Joe Kuharich’s squads wore green with UCLA-style shoulder stripes and shamrocks on the helmets. Even Hugh Devore’s 1963 team, after wearing blue all season, switched to green for the season finale against Syracuse.

**Notre Dame Coaching
Staff Locations...**



Charlie Weis
Sidelines



John Latina
Sidelines



Bill Lewis
Press Box



Mike Haywood
Sidelines



Corwin Brown
Sidelines



Rob Ianello
Sidelines



Jappy Oliver
Sidelines



Bernie Parmalee
Sidelines



Brian Polian
Sidelines



Ron Powlus
Press Box



Shane Waldron
Press Box



Patrick Graham
Press Box

Notre Dame in Green Jerseys since 1977

Oct. 22, 1977	win	#11 Notre Dame	49	#5 USC
Oct. 22, 1983	win	Notre Dame	27	USC 6
Oct. 19, 1985	win	Notre Dame	37	USC 3*
Jan. 1, 1992	win	#18 Notre Dame	39	#3 Florida 28+ (Sugar Bowl)
Jan. 2, 1995	loss	Notre Dame	24	#4 Colorado 41 (Fiesta Bowl)
Jan. 1, 1999	loss	#17 Notre Dame	28	#12 Georgia Tech 35 (Gator Bowl)
Nov. 2, 2002	loss	#4 Notre Dame	7	Boston College 14
Oct. 15, 2005	loss	#9 Notre Dame	31	#1 USC 34
Nov. 18, 2006	win	#6 Notre Dame	41	Army 9

* ND switched to green jerseys at halftime
 + ND wore white jerseys with green numbers

YOUTH ON SERVE

Notre Dame used a total of 61 players in the season opener against Georgia Tech. An incredible 31 of those players were either freshmen or sophomores, including five that started. Just over 50% of the players on the field were in their first or second year with the Irish. On the other hand, Georgia Tech started just one freshmen or sophomore and played only 19 first or second year players.

The 31 freshmen and sophomores playing in a season opener stands as the most in Irish history. The previous high for first and second year players in a Notre Dame season opener came during the 1983 and 1989 seasons (29).

Opponent, Date Fr./So. Played

Georgia Tech, 2007	31
Virginia, 1989	29
Purdue, 1983	29
Purdue, 1984	23
Maryland, 2002	23
Indiana, 1991	22
Kansas, 1999	22
Purdue, 1980	21
Michigan, 1987	21
Northwestern, 1992	21

NEWCOMERS THROWN INTO ACTION

In the season opening loss against Georgia Tech, nine members of the 2007 signing class saw their first action. **Armando Allen** (Fr., HB), **Jimmy Clausen** (Fr., QB), **Robert Hughes** (Fr., HB), **Duval Kamara** (Fr., WR), **Kerry Neal** (Fr., LB), **Matt Romine** (Fr., OT), **Golden Tate** (Fr., KR), **Brandon Walker** (Fr., PK) and **Ian Williams** (Fr., NT) each played in their first season with the Irish. In addition to those nine players from the 2007 signing class making their Notre Dame debuts versus Georgia Tech, the following players saw action in an Irish uniform for the first time: **Thomas Bemenderfer** (Jr., OC), **Dan Wenger** (So., OG), **Demetrius Jones** (So., QB), **Leonard Gordan** (So., DS/DC), **Luke Schmidt** (So., FB), **Paddy Mullen** (So., DT) and **Kallen Wade** (So., DE). In all, 16 of the 61 players that played against Georgia Tech for Notre Dame were making their first ever appearance in an Irish uniform.

MORE ON THE FRESHMEN

Notre Dame used nine freshmen in its season opening loss to Georgia Tech. It was tied for the fourth most used in an opener since the freshman eligibility rule became enacted in 1972. The Irish used 11 freshmen in the 2006 opener against the Jackets. A total of 14 frosh played in the 36-13 win over Virginia in the 1989 Kickoff Classic and 12 saw action in the 52-6 blowout of Purdue in 1983.

**Return To Sender
(since 1999)**

The return game has been a source of strength for Notre Dame in recent years. The Irish have logged 41 returns (punts, kickoffs, fumbles, interceptions) for touchdowns during the past nine seasons (1999-07), a figure that ranks tied for ninth in the country during that stretch. Here's a look at the national leaders in TD returns since 1999 (research courtesy of Colorado):

School	1999	2000	2001	2002	2003	2004	2005	2006	2007	Bowls	Total
1. Virginia Tech	8	6	7	7	10	6	6	5	6	2	63
2. Miami, Fla.	3	13	11	5	9	8	3	1	1	3	57
t-2. Kansas State	9	5	2	12	6	4	5	8	5	0	57
4. Texas	2	6	6	6	9	2	7	8	3	3	56
5. Oklahoma	4	7	6	8	9	3	3	4	5	2	51
6. Notre Dame	4	6	4	9	3	3	5	4	3	0	41
t-7. USC	9	4	8	1	8	3	5	2	0	0	40
t-7. Fresno State	5	5	3	5	4	6	6	4	0	2	40
t-7. N.C. State	3	2	4	9	10	5	2	4	2	1	40
10. Colorado	5	4	7	7	1	6	3	1	1	4	39

Starter Sheet

Offense	2007	Streak	Career
Sullivan (C)	7	20	40
Carlson (TE)	7	8	26
Young (RT)	7	20	20
Grimes (WR)	5	-	13
Schwapp (FB)	5	-	8
Duncan (LT)	7	7	7
Turkovich (LG)	7	7	7
Clausen (QB)	6	6	6
West (WR)	6	1	6
Wenger (RG)	3	-	3
Carufel (RG)	3	-	3
Aldridge (HB)	4	4	4
Thomas (TB)	1	-	3
Allen (HB)	2	-	2
Parris (WR)	2	1	2
Jones (QB)	1	-	1
Tate (WR)	1	1	1
Yeatman (TE)	1	1	1
Olsen (RG)	1	1	1

Defense	2007	Streak	Career
Zbikowski (SS)	7	14	43
Crum (ILB)	7	32	32
Laws (DE/DT)	7	32	32
Wooden (CB)	3	2	18
Lambert (CB)	7	17	17
Brockington (ILB)	5	1	14
Thomas, T. (LB)	-	-	10
Walls (CB)	7	9	9
Bruton (FS)	7	7	7
Kuntz (NT)	7	7	7
Ryan (OLB)	7	7	7
Vernaglia (OLB)	3	-	3
Stephenson (DE)	3	1	3
Neal (OLB)	3	3	3
Brown (DE)	1	-	2
Smith, T. (ILB)	2	1	2
Ferrine (CB)	-	-	2
Herring (SS)	-	-	1
Hand (DE)	1	-	1
McNeil (DB)	1	1	1

Longest Active Streaks

Crum (LB)	32
Laws (LT)	32
Sullivan (C)	20
Young (RT)	20
Lambert (CB)	17
Zbikowski (SS)	14

Most Career Starts (Active)

Zbikowski (SS)	43
Sullivan (C)	40
Crum (LB)	32
Laws (LT)	32
Carlson (TE)	26
Young (RT)	20
Wooden (CB)	18
Lambert (CB)	17
Brockington (ILB)	14
Thomas, T. (LB)	10

Milestone Games In 2007	
100-Yard Rushing Games	
*James Aldridge vs. MSU	104
100-Yard Receiving Games	
*Golden Tate at Purdue	104
200-Yard Passing Games	
*Evan Sharpley	319 (at Purdue)
Multiple Touchdown Performances	
*Evan Sharpley at Purdue	2 (passing)
Ten-Tackles (or more) Games	
*16, Maurice Crum, Jr. (Michigan State)	
*15, David Bruton (Michigan State)	
13, Joe Brockington (Boston College)	
*11, Trevor Laws (Boston College)	
10, Trevor Laws (at Penn State)	
10, Joe Brockington (at Penn State)	
* - individual career highs	

Opponent, Date	Freshmen Played
Virginia, 1989	14
Purdue, 1983	12
Georgia Tech, 2006	11
Georgia Tech, 2007.....	9
Michigan, 1987	9
Michigan, 1986	8
Michigan, 1998	8

STARTING SOMETHING

Five offensive players and four players on the defensive side of the ball picked up their first career starts in the loss against Georgia Tech. **George West** (X), **Paul Duncan** (LT), **Michael Turkovich** (LG), **Dan Wenger** (RG) and **Demetrius Jones** (QB) each started the game for the first time for the Irish offense, while **Pat Kuntz** (NT), **John Ryan** (OLB), **Anthony Vernaglia** (OLB) and **David Bruton** (FS) hit the field the first play for the Notre Dame defense.

SCHEDULE NOTES

- ❑ Notre Dame will face eight teams that went to bowl games last year: Georgia Tech (Gator), Penn State (Capital One), Michigan (Rose), Purdue (Champs), UCLA (Emerald), Boston College (Meineke Car Care), USC (Rose) and Navy (Meineke Car Care).
- ❑ Notre Dame is the only school in the country to face a school from a BCS conference over the first eight weeks of 2007. The next longest streak to open this season is four (Florida Atlantic). The Irish also play a total of 10 BCS affiliated schools (which is tied for second most in the NCAA).
- ❑ The Irish take on Duke for the first time since 1966. Notre Dame leads the brief all-time series, 2-1. The Irish blanked the Blue Devils, 64-0, in the last meeting.
- ❑ Notre Dame travelled to the Rose Bowl for the first time since Knute Rockne brought his eventual national champion 1924 squad to Pasadena to face Stanford in the Rose Bowl. The '24 team featured the Shock Troops, Seven Mules and the famous Four Horsemen.
- ❑ Notre Dame is one of 12 I-A teams (only two other BCS schools) to play six straight weekends to open the season and have four of the six games on the road. The others are Akron, Buffalo, Florida International, Eastern Michigan, Duke, Kent State, Miami (Ohio), San Jose State, Troy, Utah State and West Virginia.
- ❑ Notre Dame's schedule is ranked as the second most difficult in the country by Sagarin. Washington is the only school rated with a tougher schedule.

2007 NOTRE DAME OPPONENT UPDATE

Below is a look at Notre Dame opponents' results from last week. Since 1977, when the NCAA started rating strength of schedule, Notre Dame's schedule has been rated the most difficult five times in the last 30 years (1978, 1985, 1987, 1989 and 1995).

Opponent	'07 Record	Oct. 13
Georgia Tech	4-3	W, 17-14 (at Miami)
Penn State	5-2	W, 38-7 (#19 Wisconsin)
Michigan	5-2	W, 48-21 (Purdue)
Michigan State	5-2	W, 52-27 (Indiana)
Purdue	5-2	L, 21-48 (at Michigan)
UCLA	4-2	Bye
Boston College	7-0	W, 27-14 (at Notre Dame)
USC	5-1	W, 20-13 (Arizona)
Navy	4-2	W, 48-45 (at Pittsburgh)
Air Force	5-2	W, 45-21 (at Colorado State)
Duke	1-6	L, 14-43 (#12 Virginia Tech)
Stanford	2-4	L, 36-38 (TCU)

Notre Dame 2007 Opponents' Combined Record: 52-28 (.650)

ONLY THE BIG BOYS

Notre Dame is one of just five NCAA Division I-A programs that has never faced a non-Division I-A opponent since the current division setup was established in 1978 (the division's names have undergone a change this year, but the setup is still the same). The four remaining schools that have yet to play a non-Division I-A opponent since the advent of the current format are Michigan State, USC, UCLA and Washington. The list stood at seven entering this season, but Michigan and Ohio State each opened its respective seasons with Appalachian State and Youngstown State on Sept. 1.

IRISH ADD HERALDED SIGNING CLASS

This preseason, Notre Dame has welcomed another outstanding recruiting class under third-year head coach Charlie Weis. The Irish signing class has been ranked as high as fifth (tied) in college football. Below charts where the media experts tabbed Notre Dame's 2007 incoming class:

CBS SportsLine.com.....	t-5th
SuperPrep.....	11th
ESPN.com	8th
Scout.com	11th

CollegeFootballNews.com11th
 Rivals.com8th

IRISH STRONG IN OCTOBER

Notre Dame enters the USC game having won 29 of its last 35 games in the month of October, dating back to a 20-17 loss to the Trojans on Oct. 18, 1997. Since the 1988 season, Notre Dame is 61-13 (.824) in October and was 32-7 (.821) in October in the 1990s.

DEFENSIVE NOTES

- The Irish return 18 letterwinners and five starters on defense. Heading the list of returnees is two-time All-America strong safety **Tom Zbikowski**.
- With the addition of new defensive coordinator Corwin Brown, Notre Dame switched from its previous 4-3 base defense to a 3-4. The change was due in large part to head coach Charlie Weis' familiarity with the scheme from his time in the NFL.
- Fifth-year senior LB **Joe Brockington** broke onto the scene in 2006 starting the final nine games. Brockington finished the season with 59 tackles, good for fifth on the team. He recorded a career-best 15 stops at Air Force.
- Notre Dame is replacing three of its four starters on the defensive line with the graduation of tackle Derek Landri and ends Victor Abiamiri and Chris Frome. Fifth-year senior **Trevor Laws** is the lone returning starter. Laws registered 62 tackles, 40 solo, and 11 for loss, including four sacks.
- While Penn State scored 31 points and totaled 164 yards on the ground, the stats are a little misleading. The Irish limited the Nittany Lion ground game to just 57 yards through the opening three quarters. Notre Dame's first team defense held Penn State to 126 yards on 42 carries --- just 3.0 yards per rush.
- The Irish first team defense also denied the Nittany Lions a single rush beyond 12 yards.
- Penn State starting running back Austin Scott finished the night with 116 yards, but 53 came on just nine carries in the fourth quarter against a tied Irish defense.
- Notre Dame's secondary held Penn State and senior quarterback Anthony Morelli to just 131 yards on 12-of-22 passing (51 yards came on one reception). The Irish limited senior Derrick Williams to just two receptions for 14 yards. Penn State managed just five catches for 10 yards or longer and only one reception topped 16 yards.

NOTRE DAME MAKES LIFE OF OPPOSING QUARTERBACK DIFFICULT

Boston College quarterback Matt Ryan (32-of-49 for 291 yards) became the first opposing quarterback to complete 60% of his passes against the Irish this season. He was also the first signal caller to surpass 255 yards in the air. Excluding Ryan, the Irish passing defense has limited their opposing quarterbacks to a combined completion percentage of 49.7% (79-of-159).

Name, School	Comp.-Att.	Comp. %	INT
Taylor Bennett, Georgia Tech	11-of-23	.478	0
Anthony Morelli, Penn State	12-of-22	.545	1
Ryan Mallett, Michigan	7-of-15	.467	0
Brian Hoyer, Michigan State	11-of-24	.458	1
Curtis Painter, Purdue	22-of-37	.594	2
Ben Olsen, UCLA	4-of-10	.400	0
McLeod Bethel-Thompson, UCLA	12-of-28	.429	4

IRISH SECONDARY BLANKET STAR WIDEOUTS

Notre Dame has faced the likes of Greg Smith (3 rec., 31 yards; Georgia Tech), Demaryius Thomas (1 rec., 9 yards; Georgia Tech), Jordan Norwood (3 rec., 20 yards; Penn State), Adrian Arrington (2 rec., 15 yards; Michigan) and Dorien Bryant (8 rec., 82 yards; Purdue). That group of five receivers managed just 17 receptions for 157 yards (only 9.2 yards per catch). That same group of wideouts is averaging 13.8 yards per reception against everyone else. Here is a further breakdown of the Irish success against the top receiving options of their 2007 opponents.

	Vs. ND			Vs. Everyone Else		
	Rec.	Yds.	Avg.	Rec.	Yds/g.	Avg/rec.
Greg Smith (GT)	3	31	10.3	3.0	38.5	12.8
Demaryius Thomas (GT)	1	9	9.0	2.5	41.5	16.6
Jordan Norwood (PSU)	3	20	6.7	3.8	60.0	16.0
Adrian Arrington (UM)	2	15	7.5	5.8	70.3	12.2
Dorien Bryant (PU)	8	82	10.3	8.0	92.0	11.5
Brandon Breazzell (UCLA)	5	69	13.8	4.4	79.2	18.0
Brandon Robinson (BC)	1	12	12.0	4.8	65.0	13.4
Kevin Challenger (BC)	2	22	11.0	4.2	48.5	11.6
Totals	25	260	10.4	151	2,286	15.1

IRISH SECONDARY ONE OF THE MOST IMPROVED IN THE COUNTRY

With the return of experienced defensive backs, including senior SS **Tom Zbikowski**, senior DB **Terrail Lambert**, senior DB **Ambrose Wooden**, sophomore DB **Darrin Walls** and the emergence of junior FS **David Bruton**, the Irish figured to have a vastly improved secondary in 2007. Well, the improvements are significant and looks as though Notre Dame could have one of its best units in years. The Irish are allowing over 30 fewer yards per game in the air this season and almost 100

College Graduates

The 2007 Notre Dame roster features nine players who have already earned their undergraduate degree from the University. Fifth-year seniors Joe Brockington, John Carlson, Trevor Laws, Geoff Price, Dwight Stephenson, Jr., John Sullivan, Travis Thomas, Ambrose Wooden and Tom Zbikowski all graduated from Notre Dame in May of 2007.

The fifth-year senior group also proved to be diligent workers in the classroom - especially in their final undergraduate semester at the University. The football team posted a 3.04 GPA for the spring semester in 2007, exceeding the 3.0 mark for the fourth consecutive semester.

Here is a list of the graduates on the 2007 Notre Dame football team.

- **ILB Joe Brockington:** degrees in American studies and computer applications from the College of Arts and Letters.
- **TE John Carlson:** degree in history from the College of Arts and Letters (3.97 GPA during spring '07 semester to earn Dean's List status, 3.633 overall GPA).

□ **DE Trevor Laws:** degree in marketing and sociology from the Mendoza College of Business (3.583 GPA during spring '07 semester, 3.22 overall GPA).

□ **P Geoff Price:** degree in finance from the Mendoza College of Business (3.444 GPA during fall '06 semester, 3.111 overall GPA).

□ **DE Dwight Stephenson, Jr.:** degree in management from the Mendoza College of Business (3.152 GPA during spring '06 semester, 3.161 during fall '06 semester).

□ **OC John Sullivan:** degrees in marketing from the Mendoza College of Business (3.500 GPA during spring '07 semester).

□ **HB Travis Thomas:** degree in management from the Mendoza College of Business (3.611 GPA in spring '07 semester).

□ **DB Ambrose Wooden:** degree in finance from the Mendoza College of Business (3.433 GPA in fall '06 semester, 3.834 GPA in spring '07 semester).

□ **DS Tom Zbikowski:** degree in sociology and computer applications from the College of Arts and Letters (3.000 GPA in spring '06 semester).

Notre Dame's nine college graduates is tied for third-best in the nation. The full list (minimum of eight).

- 17 - Boston College
- 11 - Washington
- 9 - Auburn, **Notre Dame**
- 8 - Arizona State, Pittsburgh

fewer yards when compared to 2005. The 173.29 yards passing per game would rank as the best for a Notre Dame defense since 2001.

Year	Pass Efficiency Defense (rank)	Pass Defense (rank)
2007	111.71 (27th)	173.29 ypg (14th)
2006	137.59 (90th)	203.38 (60th)
2005	126.40 (69th)	264.58 (103rd)

IRISH BAFFLE HIGH OCTANE UCLA OFFENSE

UCLA came into the matchup with Notre Dame averaging 24.6 points per game, 424.6 total yards per game, 199.4 rushing yards per game (16th in the NCAA at the time) and 225.2 passing yards per game. The Irish held the Bruins well below their averages in each of those categories.

Stat	Avg. Entering Game	Vs. Notre Dame	Difference
Points	24.6	6	-18.6
Total Yards	424.6	282	-142.6
Rushing Yards	199.4	89	-110.4
Passing Yards	225.2	193	-32.2

The Irish forced three turnovers in the third quarter and then again in the fourth quarter. It was the most turnovers forced by the Irish in a single quarter since Notre Dame forced three against Michigan State on Sept. 23, 2006.

The Irish forced a total of seven UCLA turnovers. It was the most turnovers forced by a Notre Dame defense since Purdue had eight turnovers against the Irish on Sept. 30, 1989.

Notre Dame turned those seven turnovers into 17 points -- the most points off turnovers in a single game since Penn State on Sept. 8, 2006 (Notre Dame also had 17 points off turnovers).

Inside Notre Dame Football Affiliates

Binghamton LP	WISF TV 15 & CABLE 27
Binghamton LP	WBPN TV 8
Chicago (IL/IN/IA/WI)	Comcast SportsNet Chicago
Chicago LP	W54BK TV 54
Chicago LP	W18AT TV 18
Chicago LP	W24AW TV 24
Chicago/MI/IN	Comcast Notre Dame ON DEMAND
Cleveland & all Ohio	SportsTime Ohio
Cleveland	WAX & CABLE
Cleveland LP	WIVM TV & CABLE 52
Columbus LP	WIVN TV 29 & Cable 99
CSTV-National	National Cable and Satellite
DC/DE/MD/NC/PA/VA/WV	Mid-Atlantic Sports Network
Detroit	Comcast SportsNet Michigan
Direct TV WHT-National	DIRECT TV 321
Evansville-Jasper	WJTS TV 27
Florida	Sun Sports Network
Fresno	KINXT-TV
Grand Rapids LP	WMKG TV & CABLE 40
Harrisburg	WGCB TV 49/Cable 12
Huntsville LP	WYAM TV 56 & CABLE 21
IL/IN/MO/NE/KA/IA	Fox Sports Midwest
Lexington	WVTNLP/Cable 48
Louisville	WYCS TV & CABLE 24
MA/ME/NH/RI/VT/CT	New England Sports Network
NY/NJ/CN/PA	SportsNet New York
Oklahoma City	OKC Cox 7
Omaha/Council Bluffs	Cox Cable Sports
Providence (RI&Conn)	Cox Cable Sports
Raleigh LP	WARZ TV & CABLE 35
Roanoke LP	WYAT TV & CABLE 40
Roanoke	WDRL TV 24
Rochester	WRBW TV46/Time Warner SportsNet
Shreveport	KSHV TV 45
South Bend	WNDU-TV
Tulsa	Cox 3
Tyler LP	KLPN TV 58 & Cable &
Tyler LP	KTPN TV
Wichita	KGPT TV
Worldwide	und.com
Youngstown	TJC Cable 99

Notre Dame held UCLA without an offensive touchdown. It marked the first game the Irish held their opponent without an offensive touchdown since a 38-3 victory over Washington (Sept. 25, 2004).

The Irish blanked UCLA in the second half. Notre Dame had not held an opponent scoreless over an entire half since Navy on Oct. 28, 2006.

Notre Dame totaled a season-high five sacks. It was the most sacks for the Irish since Stanford on Oct. 7, 2006.

The Irish limited the Bruins to just 29 yards rushing on 15 carries in the second half.

TREVOR LAYING DOWN THE LAWS

Senior DE Trevor Laws has been quite active in his new role as DE in the Notre Dame 3-4 defense. Laws, who finished fifth on the Irish in tackles last year, leads the Irish with 58 tackles this season. He also leads Notre Dame with 5.5 tackles for loss. He has even chipped in with a pair of blocked field goals (five for his career).

Laws was recently named a midseason second team All-American by Phil Steele.

Laws currently ranks tied for 91st in the NCAA in tackles at 8.14 tackles per game (total of 58). He leads the nation in tackles among defensive lineman. The 58 tackles already ranks in the top 20 all-time in single season tackle history by Irish defensive lineman.

Most Tackles by a Front Four Lineman (since 1956)

1.	113, Steve Niehaus	1975
2.	104, Ross Browner	1977
3.	103, Melvin Dansby	1997
4.	94, Mike Calhoun	1978
5.	92, Chris Zorich	1989
6.	87, Eric Dorsey	1985
7.	75, Jeff Weston	1978
8.	74, Jeff Alm	1989
9.	73, John Hankerd	1979
9.	73, Justin Tuck	2003
	98, Trevor Laws	2007 (projected)

Laws registered a career-best 11 tackles, including four solo, in the 27-14 loss to No. 4 Boston College. He has recorded 10 or more tackles on three occasions over his career, including twice in 2007.

Laws recorded six tackles, a sack (his seventh career sack) and two pass break-ups in the 20-6 victory at UCLA on Oct. 6. The sack was the second of his season. Laws now has 13.5 tackles for loss.

Laws continued to fight through double and sometimes triple teams at Purdue. He finished the game with six tackles, including a career-high 3.0 for loss, and one sack.

Laws put together his fourth consecutive tremendous effort in the loss against Michigan State. He totaled nine tackles, a fumble recovery, a pass break-up and two quarterback hurries.

Laws' effort against the Wolverines is even more impressive when you consider he moved to right defensive end and lined up against Michigan All-American left tackle Jake Long. Laws not only had seven tackles, but he added 1.5 for loss.

Laws totaled nine stops in the season opener against Georgia Tech, followed with a then career-high 10 stops at Penn State, seven more tackles against Michigan and six stops (three for loss) at Purdue. He also added a quarterback hurry and blocked field goal against the Yellow Jackets. The field goal block was the fourth of his Irish career.

ZIBBY NOW ALL-TIME LEADER IN TACKLES BY A DEFENSIVE BACK

After picking up six tackles against Penn State, two-time All-American strong safety Tom Zbikowski became the Notre Dame career leader for tackles by a defensive back. With 260 career stops, Zbikowski ranks ahead of Jim Browner (228, 1976-78) for the top spot. He ranks 16th all-time in Notre Dame tackles history regardless of position. Zbikowski recently passed Wes Pritchett (1985-88) and Drew Mahalic (1972-74).

Career Tackles

1.	Bob Crable	521 (1978-81)
2.	Bob Golic	479 (1975-78)
3.	Steve Heimkreiter	398 (1975-78)
4.	Bob Olson	369 (1967-69)
5.	Tony Furjanic	361 (1982-85)
6.	Mike Kovaleski	353 (1983-86)

7.	Ross Browner	340 (1973, 1975-77)
8.	Brandon Hoyte	297 (2002-05)
9.	Greg Collins	295 (1972-74)
10.	Courtney Watson	294 (2000-03)
11.	Steve Niehaus	290 (1972-75)
12.	Ned Bolcar	270 (1986-89)
13.	Jeff Weston	267 (1974-78)
14.	Greg Mary	263 (1969-72)
	Mike Calhoun	263 (1975-78)
16.	Tom Zbikowski	260 (2004-07)

ZIBBY HAS A KNACK FOR THE FOOTBALL

Senior All-American SS **Tom Zbikowski** is fifth on the Irish with 41 tackles, including 25 solo stops. He has added a sack, interception, pass break-up and three forced fumbles. Zbikowski is also averaging 10.3 yards per punt return (11 for 113). With three career punt return for touchdowns, he currently shares the school record with four other players (Allen Rossum, 1994-96; Ricky Watters, 1987-90; Tim Brown, 1984-87; Nick Rassas, 1963-65).

Zbikowski recorded his second career sack and forced his third fumble of the season on the same play setting up the Irish field goal late in the first quarter in the 20-6 win at UCLA on Oct. 6. Zbikowski has now been involved in a total of 16 turnovers (seven forced fumbles, seven interceptions, two fumble recoveries) during his brilliant four-year career. The sack was his first since Nov. 5, 2005 against Tennessee. Zbikowski finished the game against the Bruins with five tackles.

Zbikowski was recently named a midseason second team All-American by Phil Steele.

Zbikowski picked up six tackles and a pass break-up against No. 4 Boston College. He also added three punt returns for 34 yards, including an 18-yard return.

Against Purdue, Zbikowski recorded his seventh career interception and first since Nov. 12, 2005 against Navy. He has caused three turnovers this season, including two forced fumbles against Penn State on Sept. 8. He recorded seven tackles on the afternoon.

Zbikowski forced the fifth and sixth fumbles of his career against Penn State on Sept. 8. He became the first Irish player to record two forced fumbles in the same game, since, well, himself against Michigan State in 2004. Zbikowski has six career interceptions (two returned for touchdowns) and two fumble recoveries (both returned for TDs).

CRUMBLING THE COMPETITION

Senior LB **Maurice Crum, Jr.**, totaled 100 tackles in 2006 to lead Notre Dame. Crum was the first Irish player to eclipse the 100 tackle mark since Courtney Watson had 117 in 2003.

Crum, who missed most of the game with No. 4 Boston College due to a toe injury, is tied for third on the Notre Dame defense with 48 tackles. He has 3.5 tackles for loss, one sack, two interceptions, four pass break-ups, two forced fumbles, two fumble recoveries, including a 34-yard fumble return for touchdown against UCLA.

Crum was recently named a midseason third team All-American by Phil Steele.

Crum, Jr. went over 200 tackles for his career in the victory over UCLA on Oct. 6. However, it was almost forgotten considering the rest of his evening.

Crum, Jr. recorded a forced fumble and fumble recovery on the same play midway through the third quarter. For Crum, it was his first forced fumble and fumble recovery of the season (first career fumble recovery and third forced fumble of career).

Crum, Jr. added another forced fumble and promptly scooped up the ball and raced 34-yards for a touchdown. The TD was Crum's first career score and was the first fumble return for touchdown since Tom Zbikowski against Penn State on Sept. 9, 2006.

Crum, Jr. added his second career interception (first of the season) in the fourth quarter. Crum was the first Irish player to force three turnovers (two fumbles, one interception) in a single-game since Shane Walton had three (all interceptions) against Maryland on Aug. 31, 2002.

Crum, Jr. would add another INT late in the fourth quarter. He is the first Irish player ever to record four turnovers in a single game. Crum also recorded a team-high tying seven tackles.

Crum, Jr., was all over the field in the loss to Michigan State on Sept. 22. The senior linebacker registered a career-best 16 tackles, including six solo stops. His previous career-high for tackles in a game was 14

against Penn State in 2006.

Crum, Jr., as well as senior DT Trevor Laws and junior FS David Bruton, led the Irish with nine tackles against Georgia Tech. For Crum, it was the fifth time in his career he led Notre Dame in tackles. He led the Irish in tackles four times in 2006 (Penn State, 14; UCLA, 8; UNC, 9; USC, 9). Crum, Jr., added a tackle for loss versus the Jackets.

WHO SAYS KUNTZ IS UNDERSIZED AT NOSE TACKLE?

Junior NT **Pat Kuntz** entered the 2007 season without a single start and just 11 tackles in 21 career games. Kuntz has excelled in Notre Dame's new 3-4 defensive scheme. He has registered 33 tackles, three times his entire total from the previous two seasons, over the first seven games. Kuntz picked up a career-high eight stops and a half-tackle for loss against Penn State on Sept. 8.

Kuntz, who many have said is undersized, has managed to knock down seven passes from the line of scrimmage. He has already surpassed Chinedum Ndukwe's team-high from the entire 2006 season. Kuntz batted down two passes against both Georgia Tech (Sept. 1) and UCLA (Oct. 6).

Kuntz is on pace to tie the school record for pass break-ups in a single-season. Of those players that have broken up 10 or more passes in a single season, he would be just the second non-defensive back on the list (David Martin, 1966).

Passes Broken Up - Season

1.	Shane Walton	14 (2002)
2.	Clarence Ellis	13 (1969)
3.	Dave Waymer	12 (1978)
4.	Tom Schoen	11 (1967)
5.	Luther Bradley	11 (1973)
6.	Dennis Phillips	10 (1963)
	Tony Carey	10 (1964)
	Tom Longo	10 (1964)
	David Martin	10 (1966)
	Thomas O'Leary	10 (1966)
	Ralph Stepaniak	10 (1969)
	Pat Kuntz	14 (projected)

BROCKINGTON MAKES HAPPY RETURN TO HAPPY VALLEY

Senior ILB **Joe Brockington**, a native of Palmyra, Pa., is second on the Irish defense with 57 tackles, including 34 solo stops. He has 4.5 tackles for loss (second best on the team) and one fumble recovery. Brockington made a career-best 15 stops against Air Force in 2006 and has eclipsed the double-digit tackle barries twice already in 2007.

Notre Dame Football Replays	
Bangor LP	WBGR TV 33 & Cable 9
Binghamton LP	WBPN TV
Binghamton LP	WISF TV 15 & CABLE 27
Chicago LP	W2AW TV 24
Chicago LP	W18AT TV 18
Chicago LP	W54BK TV 54
Columbus LP	WIVN TV 29 & CABLE 99
Comcast SportsNet	Chicago
Cleveland and Ohio	SportsTime Ohio
Cleveland LP	WIVM TV & CABLE 52
Direct TV	DIRECT TV 321
Evansville-Jasper	WJTS TV 27
Grand Rapids LP	WMKG TV & CABLE 40
Huntsville LP	WYAM TV 56 & CABLE 21
Indiana/Michigan	Comcast Local
Lexington	WVTNLP TV & CABLE 48
Louisville	WYCS TV & CABLE 24
Providence (RI & Conn)	Cox Sports
Nashville Dropin	WKAG TV 43
NC/PA/DC/MD/DEL/VA/WVA	Mid-Atlantic Sports Network
Raleigh LP	WARZ TV & CABLE 35
Roanoke LP	WYAT TV & CABLE 40
Roanoke	WDRL TV 24
Rochester	WRWB TV 16
South Bend	WCWW
Wichita-Hutchinson	KGPT-TV 49
Youngstown	TJC Cable 99

□ Brockington recorded a career-best 13 tackles, 10 solo stops, against No. 4 Boston College. He added a half tackle for loss.
 □ Brockington finished with a game-high tying 10 tackles, including six solo stops, at Penn State on Sept. 8. He added 1.5 tackles for loss and a fumble recovery.

SOMETHING BRUTON IN THE NOTRE DAME SECONDARY

□ Junior FS **David Bruton** is tied for third on Notre Dame with 48 tackles, including 33 solo stops. Bruton has three tackles for loss, a sack and two interceptions.
 □ Bruton recorded his second career interception in the 20-6 victory at UCLA on Oct. 6. Bruton returned it 17 yards to set up the eventual game-winning touchdown (Irish took a 13-6 lead they never relinquished).
 □ Bruton picked up first first career interception in the loss to Michigan State on Sept. 22. Bruton also added a career-best 15 tackles, including seven solo.
 □ Bruton made quite an impression in his first career start for the Irish in the season opener against Georgia Tech. He finished with a game-high tying nine tackles, two for loss, and a sack. Bruton also managed to pick up a special teams tackle on senior Geoff Price's 55-yard long punt -- denying the Georgia Tech returner to gain a single yard. He once again led Notre Dame in tackles against Michigan. Bruton recorded nine stops and one for loss.

TALE OF TWO HALFS

The Notre Dame defense struggled with the spread and versatility of the Purdue offense in the first half on Sept. 29. The Boilermakers scored 23

points, recorded 262 total yards, passed for 189 and rushed for 73 -- all before halftime. Purdue also registered 16 first downs over the first 30 minutes. The Irish, however, made the necessary adjustments in the second half and slowed down the Boilermaker attack. Purdue managed just 109 total yards (63 in the air and 46 on the ground) and 10 points after halftime. The Boilermakers averaged just 3.1 yards per play in the second half, way down from the 6.0 yards per play before intermission.

WATCH OUT FOR WALLS

Sophomore DB **Darrin Walls** not only registered his first career interception, but the Pittsburgh, Pa., native returned it 73 yards for a touchdown against Penn State. The interception return was the first for the Irish since senior DB Terrail Lambert turned the task against Michigan State in 2006. The 73-yard INT return was the longest interception return since senior SS Tom Zbikowski returned a pick 83 yards against BYU on Oct. 22, 2005.

MORE FROM THE IRISH DEFENSE AGAINST THE YELLOW JACKETS

□ Of Georgia Tech's four scoring drives before intermission, three began in Irish territory (two after fumbles) and another opened at the Yellow Jacket 47-yard line. In fact, four scoring drives that resulted in 16 of their 33 points came off drives of 18, 36, 21 and 17 yards.
 □ While Tashard Choice did gain 196 yards on 26 carries, the Irish actually bottled up the Georgia Tech star for most of the afternoon. Choice collected 106 of those 196 yards on just four carries. Take away those runs, Notre Dame limited Choice to 90 yards on 22 totes.
 □ The Irish did not allow Georgia Tech a single third down conversion in the first half. The Yellow Jackets were 0-for-6 on third down and did not register a third down conversion until their seventh drive of the afternoon.
 □ Notre Dame allowed just over 200 yards (203.4) per game passing in 2006. The Irish also allowed their opponents to complete just over 55% of its passes a year ago. Georgia Tech completed, though, on just 45% (11-for-24) of its throws for a mere 121 yards.

OFFENSIVE NOTES

□ Notre Dame returns 10 letterwinners on offense, including three starters. The returnees include Freshman All-American lineman **Sam Young** and second team All-America tight end **John Carlson** as well as Rimington and Outland Trophy candidate **John Sullivan**.
 □ The Irish offensive line has two of five starters back from last year in sophomore **Sam Young** and senior **John Sullivan**. Among the departed were tackle Ryan Harris, who finished his career with 45 consecutive starts, and guard Dan Santucci, who closed his with 25 straight.
 □ Senior TE **John Carlson**, a Mackey Award finalist in 2006 and Maxwell Award candidate in 2007, exploded onto the scene last season becoming Notre Dame's third-leading receiver in terms of yardage and worked his way into the Fighting Irish record books. The 6-6, 256-pound student-athlete from Litchfield, Minn., caught 47 passes for 634 yards and four touchdowns despite missing almost three entire games. Carlson recorded the second-most receiving yards in a single season ever by a Notre Dame tight end and ranked third for most receptions in a single season by a tight end. He ranked second in the NCAA Division I in receptions per game by a tight end and third for most receiving yards per game by a tight end in 2006.
 □ Carlson was recently named a semifinalist for one of college football's most sought after and competitive awards. The Draddy Trophy recognizes an individual as the absolute best in the country for his combined academic success, football performance and exemplary community leadership.

Nominated by their schools, which are limited to one nominee, semifinalists must be a senior or graduate student in their final year of eligibility, have a GPA of at least 3.2 on a 4.0 scale, have outstanding football ability as a first team player, and have demonstrated strong leadership and citizenship. Established to honor former NFF Chairman Vincent dePaul Draddy, a Manhattan College quarterback who developed the Izod and Lacoste brands, the award comes with a 24-inch, 25-pound bronze trophy and a \$25,000 post-graduate scholarship.

Carlson, who was a ESPN The Magazine/CoSIDA Academic All-American in 2006, graduated last May from the College of Arts and Letters with a degree in history. He earned a 3.917 grade-point

The NFF Awards Committee will select and announce up to 15

Irish In The NFL	
Arizona Cardinals Bertrand Berry, DE Mike Gandy, OT	Jacksonville Jaguars John Carney, PK Derek Landri, DT
Baltimore Ravens Gerome Sapp, DB	Miami Dolphins Mike Rosenthal, OG
Carolina Panthers Deke Cooper, DB Marcus Freeman, TE	New England Patriots Corey Mays, LB Mike Richardson, DB
Chicago Bears Mark LeVoi, OT	New Orleans Saints Jeff Faine, OC John Owens, TE Renaldo Wynn, DE
Cincinnati Bengals Nedu Ndukwe, FS Dan Santucci, OG	New York Giants Jerome Collins, TE Justin Tuck, DE
Cleveland Browns Brady Quinn, QB	Philadelphia Eagles Victor Abiamiri, DE
Dallas Cowboys Anthony Fasano, TE Julius Jones, RB	Pittsburgh Steelers Sean Mahan, OC Allen Rossum, DB San Francisco 49ers Arnaz Battle, WR Bryant Young, DE
Denver Broncos Ryan Harris, OT	Tampa Bay Buccaneers Luke Petitgout, OT Maurice Stovall, WR
Green Bay Packers Ryan Grant, RB Carlyle Holiday, WR	Tennessee Titans David Givens, WR Craig Hentrich, P
Houston Texans Jordan Black, OT Glenn Earl, SS Darius Walker, RB Anthony Weaver, DE	
Indianapolis Colts Rocky Boiman, LB Travis Leitko, DE Hunter Smith, P	

finalists on Oct. 25. Each finalist will be recognized as part of the 2007 National Scholar-Athlete Class, receiving an \$18,000 post-graduate scholarship. The Draddy winner, who will receive a \$25,000 postgraduate scholarship, will be announced at the NFF's Annual Awards Dinner on December 4 at the prestigious Waldorf=Astoria in New York City. A total distribution of more than \$300,000 in scholarships will be awarded that evening.

TOP IRISH RECEIVING SEASONS IN IRISH TIGHT END HISTORY

	Gms.	Rec.	Yds	TD
Ken MacAfee (1977)	11	54	797	6
Anthony Fasano (2005)	12	47	576	2
<i>John Carlson (2006)</i>	<i>11</i>	<i>47</i>	<i>634</i>	<i>4</i>
Tony Hunter (1982)	11	42	507	0

IRISH AIM TO CONTINUE QUARTERBACK'S FIRST-START MAGIC

□ Notre Dame opened the 2007 season with a new starting quarterback, sophomore **Demetrius Jones**. While history was on the side of the young signal caller, he was not able to add to the lore of first time starting Irish QBs. From 1985-98, Notre Dame was victorious in nine straight games in which an Irish quarterback was making his first career start, including four coming in a season opener. Those openers were won by Rick Mirer (#1 Notre Dame def. #4 Michigan 28-24 in '90), Kevin McDougal (#7 Notre Dame def. Northwestern 27-12 in '93), Ron Powlus (#3 Notre Dame def. Northwestern 42-12 in '95) and Jarious Jackson (#22 Notre Dame def. #5 Michigan 36-20 in '98).

□ Notre Dame's nine-game, first-start streak ended in the 10-0 loss at USC on Nov. 28, 1998, when Eric Chappell started in place of the injured starter Jackson (then-freshman Arnaz Battle also played a large chunk of that game).

□ Freshman **Jimmy Clausen** started at Penn State on Sept. 8 and became the fourth straight Irish quarterback to lose in his first career start. Notre Dame had won the three previous games in which a quarterback debuted (Arnaz Battle, 9/2/00; Gary Godsey, 9/16/00; Matt Lovecchio, 10/7/00).

□ Sophomore **Evan Sharpley** will have a chance this weekend against USC to snap Notre Dame's recent skid under first time starting quarterbacks.

□ Interestingly enough, the Irish is 7-1 under a first-time starting quarterback when playing in Notre Dame Stadium (since 1985). The only defeat came earlier this season when **Demetrius Jones** started against Georgia Tech.

Last 17 starting debut games by Irish quarterbacks (Notre Dame is 12-5 in those contests).

□ **Terry Andrysiak**, sophomore (vs. Mississippi, 11/9/85, 8th game of season) ... win, 37-14 ... 4-of-8 passing, 60 yards, TD ... 2 rushes for -7 yards.

□ **Tony Rice**, sophomore (#11 Notre Dame at Air Force, 10/17/87, 5th game of season) ... win, 35-14 ... 1-of-5 passing, 10 yards, INT ... 9 rushes for 70 yards, 2 TD ... played due to Andrysiak's broken collarbone injury, in previous game at Pittsburgh.

□ **Kent Graham**, freshman (#9 Notre Dame vs. Boston College, 11/7/87, 8th game of season) ... win, 32-25 ... 6-of-8 passing, 11 yards, INT ... 3 rushes for 7 yards.

□ **Rick Mirer**, sophomore (#1 Notre Dame vs. #4 Michigan, 9/15/90, 1st game of season) ... win, 28-24 ... 14-of-23 passing, 165 yards, TD, INT ... 10 rushes for 12 yards, TD.

□ **Paul Failla**, freshman (#8 Notre Dame at Purdue, 9/28/91, 4th game of season) ... win, 45-20 ... 1-of-1 passing, 10 yards ... 2 rushes for 11 yards ... started in place of Mirer due to team policy of "no practice, no start" (Mirer had pulled rib cartilage during the week) ... Mirer replaced Failla beginning with the second series.

□ **Kevin McDougal**, senior (#7 Notre Dame vs. Northwestern, 9/4/93, 1st game of season) ... win, 27-12 ... 6-of-8 passing, 135 yards ... 5 rushes for -16 yards.

□ **Ron Powlus**, sophomore (#3 Notre Dame at Northwestern, 9/3/94, 1st

game of season) ... win, 42-15 ... 18-of-24 passing, 291 yards, 4 TD ... 2 rushes for 6 yards.

□ **Tom Krug**, junior (#8 Notre Dame at Air Force, 11/18/95, 11th game of season) ... win, 44-14 ... 8-of-13 passing, INT ... 3 rushes for 13 yards ... started due to Powlus' collarbone injury, in previous week versus Navy.

□ **Jarious Jackson**, senior (Notre Dame vs. #5 Michigan, 9/5/98, 1st game of season) ... win, 36-20 ... 4-of-10 passing, 96 yards, 2 TDs, INT ... 16 rushes for 62 yards.

□ **Eric Chappell**, junior (#9 Notre Dame at USC, 11/28/98, 11th game of season) ... loss, 10-0 ... 0-of-3 passing, 2 INT ... 7 rushes for 33 yards.

□ **Arnaz Battle**, junior (Notre Dame vs. #24 Texas A&M, 9/2/00, 1st game of season) ... win, 24-10 ... 10-of-16 passing, 133 yards ... 12 rushes for 50 yards.

□ **Gary Godsey**, sophomore (Notre Dame vs. Purdue, 9/16/00, 3rd game of season) ... win, 23-21 ... 14-of-25 passing, 158 yards, INT ... 7 rushes for 3 yards, TD.

□ **Matt Lovecchio**, freshman (#25 Notre Dame vs. Stanford, 10/7/00, fifth game of season) ... win, 20-14 ... 10-of-18 passing, 100 yards, 2 TD ... 13 rushes for 36 yards, TD.

□ **Carlyle Holiday**, sophomore (Notre Dame at Texas A&M, 9/29/01, third game of season) ... loss, 24-3 ... 6-of-13 passing, 73 yards, 2 INT ... 12 rushes for 23 yards.

□ **Brady Quinn**, freshman (Notre Dame at #22 Purdue, 9/27/03, fourth game of season) ... loss, 23-10 ... 29-of-59 passing, 297 yards, 4 INT, TD ... 8 rushes for 25 yards.

□ **Demetrius Jones**, sophomore (Notre Dame vs. Georgia Tech, 9/1/07, first game of season) ... loss, 33-3 ... 1-of-3 passing, 4 yards, 2 fumbles ... 12 rushes for 28 yards.

□ **Jimmy Clausen**, freshman (Notre Dame at Penn State, 9/8/07, second game of season) ... loss, 31-10 ... 17-of-32 passing, 144 yards, 1 interception.

SHARP(LEY) OFF THE BENCH

□ Junior quarterback **Evan Sharpley**, who served as the Irish backup to departed All-American Brady Quinn last year, replaced an injured **Jimmy Clausen** against Purdue and promptly led the Irish on a pair of fourth quarter scoring drives. Sharpley was 11-of-18 over the two scoring drives for 139 yards. He went 5-of-7 for 69 yards capped off with a seven-yard strike to freshman **Duval Kamara** to make it 26-12. On the ensuing Notre Dame drive, Sharpley went 6-of-11 for 70 yards, including a 25-yard touchdown pass to freshman **Golden Tate** to make it 26-19. He was 16-of-26 for 208 yards and two touchdowns. Sharpley is the first quarterback, other than Quinn, to not only eclipse 200 yards passing in a game, but also to throw for two touchdowns since Carlyle Holliday did both against Rutgers on Nov. 23, 2002.

□ Sharpley entered the game in the third quarter against No. 4 Boston College and promptly led the Irish on a 79-yard scoring drive to bring Notre Dame within 20-7. Sharpley went 4-for-7 for 64 yards and a touchdown on the drive (his third career touchdown pass).

□ Notre Dame has nine passing plays over 20 yards this season and Sharpley has six of those completions.

□ Sharpley finished the afternoon 11-of-29 for 135 yards and one touchdown. He has guided the Irish to their three longest scoring drives of the season (79 and 81 yards at Purdue, 79 yards against Boston College).

NO TURNOVERS = VICTORY (USUALLY)

Notre Dame did not commit a turnover in its 20-6 victory at UCLA on Oct. 6. It was the first game this season that the Irish failed to commit a turnover. Notre Dame did not commit a turnover in six of its 13 games last season -- and to the surprise of nobody -- the Irish were 6-0 in those contests. Excluding the 2006 Fiesta Bowl against Ohio State and the 2004 regular season finale at USC, the Irish had not lost a game in which it failed to commit a turnover since 1985. That USC defeat snapped an

amazing 41-game unbeaten streak (40-0-1) for the Irish when they didn't commit a turnover. Prior to the '04 game with the Trojans, the last time a Notre Dame team lost a game without committing a turnover was in a 34-30 loss at Penn State on Nov. 12, 1983. In all, Notre Dame is 48-2-1 since 1983 when not turning over the football.

BABY IRISH GROWIN' UP

Notre Dame's offense broke through against Purdue on Sept. 29. The Irish set season-highs in points (19, since topped), touchdowns (3), passing yards (377), total yards (426), total yards per play (5.5), passing yards per completion (11.1) and passing yards per attempt (7.2). Notre Dame had nine different receivers make catches, including 21 from either freshmen or sophomores. In fact, of the 377 yards in the air, 293 were recorded by first or second year players.

QUITE THE FRESHMAN DUO

The Notre Dame wide receiver duo of **Golden Tate** and **Duval Kamara** each had breakout games at Purdue on Sept. 29. Tate had three receptions for 104 and a touchdown, while Kamara hauled in six passes for 68 yards with a touchdown. Tate not only became the first freshman to catch a touchdown pass since Maurice Stovall (2002 against Rutgers), but also became the first Notre Dame freshman to surpass 100 yards receiving in a game since Derrick Mayes (100 yards on two catches) against Pittsburgh on Oct. 10, 1992. Tate and Kamara also became the first freshman tandem to register touchdown receptions in the same game since Sept. 24, 1988. Derrick Brown and Raghil "Rocket" Ismail each had touchdown grabs in a 52-7 victory over Purdue.

CLAUSEN FINDS WAY

Freshman signal caller **Jimmy Clausen** had his best game to date at Purdue on Sept. 29. Clausen, who missed most of the fourth quarter after suffering a hip injury, was 18-of-26 for 169 yards and one touchdown. The 18 completions, 169 yards and touchdown were all career-highs. Clausen recorded a completion percentage of 69.2% against Purdue -- second-highest ever by a Notre Dame freshman quarterback (only Steve Beuerlein (.700, 14-for-20) at Penn State on Nov. 12, 1983 completed a higher percentage). His 18 completions also rank as the fourth most ever by a Notre Dame freshman quarterback.

AWAKEN THE IRISH PASSING GAME

Notre Dame entered the game with Purdue ranked 117th in the NCAA in passing (111.25 yards per game). The Irish attempted 52 passes and threw for 377 yards and three touchdowns. The 52 pass attempts were the most since Sept. 17, 2005 against Michigan State, while the 377 yards passing were the most since Nov. 26, 2005 at Stanford. Freshman **Jimmy Clausen** completed 18-of-26 passes for 169 yards and one touchdown, while junior **Evan Sharpley** went 16-of-26 for 208 yards and two touchdowns. The 34 total completions were a single-game school record. The previous mark of 33 completions was set against Michigan State (2005) and USC (1970).

PARRIS LIGHTS UP PURDUE

Notre Dame sophomore wide receiver **Robby Parris** led the Irish with a career-high seven receptions and 93 yards against Purdue on Sept. 29. Parris, who entered the 2007 season with just one career catch, hauled in each of those seven passes in the second half and three resulted in first downs. Parris also had two catches for over 20 yards (Notre Dame had just two entering last Saturday).

TATE GOLDEN UNDER THE DOME

Freshman wide receiver **Golden Tate** exploded onto the scene in the second half of Notre Dame's 33-19 loss at Purdue. Tate, who spent the first four weeks predominantly handling kickoff return duties, caught three passes for 104 yards and one touchdown. Tate not only became the first freshman to catch a touchdown pass since Maurice Stovall (Nov. 23, 2002 against Rutgers), but also became the first Notre Dame freshman to surpass 100 yards receiving in a game since Derrick Mayes (100 yards on two catches) against Pittsburgh on Oct. 10, 1992. All three of his receptions were for over 20 yards. The Irish entered the contest with the Boilermakers with just two completions of 20 or more yards the entire season. Tate hauled in passes for 25, 36 and 43 yards.

DUVAL DOES MORE AGAINST PURDUE

Freshman wide receiver **Duval Kamara** entered the game with Purdue on Sept. 29 with a total of five receptions for 58 yards over his first four career games. He bested both totals in the second half alone against the Boilermakers. Kamara finished the game with six catches for 68 yards and one touchdown. Five of Kamara's six receptions went for first downs, while the other was a seven-yard TD catch.

IRISH MADE STRIDES AGAINST MICHIGAN STATE

Notre Dame spent all of the week following the Michigan loss in training camp mode. The Irish not only practiced Sunday after the game with the Wolverines, but did so in full pads and full contact. Notre Dame also lined up its No. 1 offense vs. its No. 1 defense, No. 2 offense vs. No. 2 defense. The idea was to become more physical and develop an identity leading into Michigan State.

The Irish did show improvement in many areas. Notre Dame was penalized 24 times for 173 yards over its first three games -- an average of eight penalties and 57.7 yards per game. Against Michigan State, the Irish were whistled for just four penalties (35 yards).

The Notre Dame rushing attack awoke for the first time this season. The Irish entered the game with the Spartans with a season total of minus-14 yards. Notre Dame finished the afternoon with 117 yards (take away the sack yardage and the effort would have been 127). The Irish had just six rushes of 10 or more yards over their first three games, but they recorded four such runs against Michigan State (43, 17, 18, 14).

Sophomore running back **James Aldridge** surpassed the 100-yard mark in his first career start. He became the first Irish running back to rush for 100 yards in his first career start since Tony Fisher, then a sophomore, had 110 yards on 13 carries in a 48-13 victory over Kansas on Aug. 28, 1999. Aldridge also became the first Notre Dame running back, other than departed Darius Walker, to eclipse 100 yards on the ground since Ryan Grant on Oct. 16, 2004.

Freshman running back **Robert Hughes** made his debut in the Notre Dame rushing offense. Hughes finished the afternoon with 33 yards on six carries and his first career touchdown.

Notre Dame failed to score an offensive touchdown over its first three games. The Irish, however, hit pay dirt twice in the first half against Michigan State, including an 80-yard drive. The Irish finished the day with season-highs in rushing yards (117) and total yards (203). Notre Dame also registered touchdowns on its two trips into the red zone. The Irish came into the game 2-of-3 in red zone chances, but both resulted in Notre Dame field goals.

CLAUSEN GOT THE BALL IN HAPPY VALLEY

Jimmy Clausen became the first freshman quarterback to start for Notre Dame since Brady Quinn got the call against Purdue on Sept. 27, 2003. His start against Penn State on Sept. 8, just the second game of the year, was the earliest start into a season for an Irish freshman quarterback. Clausen was just the eighth freshman quarterback to start for the Irish in the last 57 seasons (1951-present), joining Ralph Guglielmi (1951), Blair Kiel (1980), Steve Beuerlein (1983), Kent Graham (1987), Paul Failla (1991), Matt LoVecchio (2000) and Quinn (2003). Notre Dame is 6-2 since 1951 when a freshman quarterback makes his first-ever start for the Irish.

Sept. 8, 2007 Penn State 31, ND 10 (Game 2)

Jimmy Clausen (17-32 for 144 yards, INT)

Sept. 27, 2003 Purdue 23, ND 10 (Game 4)

Brady Quinn (29-59 for 297 yards, TD, 4 INT)

Oct. 7, 2000 ND 20, Stanford 7 (Game 5)

Matt LoVecchio (10-18 for 100 yards, 2 TDs)

Sept. 28, 1991 ND 45, Purdue 21 (Game 4)

Paul Failla (1-1 for 10 yards)

Nov. 7, 1987 ND 32, Boston College 25 (Game 8)

Kent Graham (6-8 for 111 yards, INT)

Oct. 1, 1983 ND 27, Colorado 3 (Game 4)

Steve Beuerlein (8-12 for 133 yards)

Oct. 11, 1980 ND 32, Miami 14 (Game 4)

Blair Kiel (4-17 for 35 yards)

Nov. 17, 1951 ND 12, North Carolina 7 (Game 8)

Ralph Guglielmi

QUARTERBACKS EFFICIENT, DESPITE CONSTANT DURESS

Despite constant pressure from the Georgia Tech defense that led to nine sacks, the Notre Dame quarterback trio of sophomore **Demetrius Jones**, junior **Evan Sharpley** and freshman **Jimmy Clausen** still managed to complete 15-for-22 passes -- good for 68.2%. The completion percentage ranked 10th best in the Charlie Weis era. Sharpley finished 10-for-13 on the day for 92 yards. His 76.9% completion percentage is third best since Weis arrived at Notre Dame.

AR(MAN)DO TO BE RECKONED WITH

Freshman HB **Armando Allen** has totaled 489 all-purpose yards over the first six games this season. He led Notre Dame with six receptions against Penn State and returned three kicks for 67 yards (including a long of 25 yards). Allen registered 110 all-purpose yards in his first career game with Notre Dame versus Georgia Tech. Allen recorded 84 kick return yards on five tries and 25 yards rushing on three carries. He also added a reception for one yard.

CHARLIE AND THE IRISH OFFENSIVE FACTORY

Third year head coach Charlie Weis came to Notre Dame with a tremendous reputation as one of the premier offensive minds in all of the NFL. The Irish saw immediate results in 2005, setting 11 school records, including passing yards (3,963), touchdown passes (32, bested in 2007), total offense yards (5,728) and total points (440). Notre Dame has surpassed the 40-point barrier on 10 different occasions in Weis' 32 games as head coach. Prior to his arrival, the Irish had eclipsed 40 points just nine times in its previous 97 contests. In addition, the Irish had 83 separate 100-yard receiving games over its first 116 seasons of football, but Notre Dame has had 20 the past three years under Weis. To put those numbers in perspective, Notre Dame averaged a 100-yard receiving effort every 13 games. Under Weis, the Irish is almost recording a 100-yard receiving effort every game.

MORE ON WEIS' OFFENSE

Notre Dame has registered its top two passing seasons in school history each of the last two years. The Irish averaged 330.3 yards in the air in 2005 and 264.7 in 2006. Notre Dame has also eclipsed 400 points each of the last two seasons. The Irish had only topped 400 points in a season on five previous occasions (1989, 1991, 1992, 1993, 1996). In fact, the 843 total points scored over '05 and '06 are the most points ever scored in consecutive years -- besting the previous school record of 835 (1991 and 1992).

SPREADING THE WEALTH

Junior **Evan Sharpley** and freshman **Jimmy Clausen** completed passes to nine different receivers in the game at Purdue on Sept. 29. The trio of **Demetrius Jones**, Sharpley and Clausen completed passes to nine different Irish receivers against Georgia Tech as well (five of those receptions were the first career grabs for the respective player). Clausen, who made his first career start at Penn State, also completed passes to seven different receivers against the Nittany Lions.

YOUNG RECEIVERS

The Notre Dame offense boasts an experienced pass-catcher at the tight end position, but at running back and wide receiver, the Irish will be utilizing some young talent in 2007. The current group of wideouts boasts a grand total of 160 career catches (126 this year) and 43 of those come from the hands of junior **David Grimes** (served as Notre Dame's #3 receiver a year ago). Sophomore **George West** has just 16 career catches, but played in all 13 games in 2006 and registered one touchdown rush and 16 returns (12 on kickoff and four on punt). Sophomore **Robby Parris**, who was the only other wideout on the Irish roster with a reception entering the year, grabbed seven balls for 98 yards against Purdue and added a career-long 35-yard grab at Penn State (picked up his first career touchdown and career-high 94 yards receiving against Boston College). Junior **D.J. Hord**, who missed all of last season with a torn achilles, did see action in six games during the 2005 season. He picked up his first career catch against the Yellow Jackets. Freshman WR **Duval Kamara** (15 catches for 155 yards), sophomore TE **Will Yeatman** (three

grabs for 23 yards), senior RB **Junior Jabbie** (six for 20 yards) and freshman RB **Armando Allen** (16 for 61 yards) all recorded their first career catch in the season opener. **Golden Tate** picked up his first career catch against Purdue. He finished the game with three catches for 104 yards and a touchdown.

RED ZONE SUCCESS

The Irish offense had a 89.9 percent success rate in the "red zone" last fall. Notre Dame converted 44-of-49 chances inside the opponents' 20-yard line, including 37 touchdowns. The Irish registered a touchdown 75.5 percent of the time entering the "red zone."

In 2007, Notre Dame is 9-of-13 inside the red zone, but three of the scores were field goals. The Irish was 1-of-1 in their red zone opportunities against Boston College on Oct. 13.

JOHN CARLSON TURNED IN ALL-AMERICAN TYPE SEASON IN 2006

Despite an injury that sidelined him for nearly three full games, Notre Dame senior TE **John Carlson** exploded onto the college football scene in 2006. He had 47 receptions for 634 yards -- good for an average of 57.6 yards a game and 13.5 per reception. Carlson's season ranked as one of the best ever by an Irish tight end. His 634 yards receiving ranks second best in single-season tight end history, while his 47 catches was tied for second best. Carlson's 13.5 yards per catch was second among all Irish receivers in 2006. He was 81st, nationally, in receiving yards per game and fourth among tight ends. He also ranked 78th overall in receptions per game and sixth in the category among tight ends. With Carlson's 121-yard effort on four grabs against Michigan State (also tied an ND record for average yards per reception in a single-game), he became the first Irish tight end to eclipse 100 yards receiving in a game since Anthony Fasano had 155 yards against Purdue on Oct. 2, 2004.

Carlson, who became the 49th Irish football player to be named ESPN The Magazine/CoSIDA Academic All-American, is the only 2006 Mackey Award finalist to return in 2007. He is one of three tight ends on the Maxwell Award watch list. Carlson ranks third all-time for receptions (63) in Notre Dame tight-end history and needs just 30 grabs this season to move into second.

He proved to be one of the top tight ends in 2006 and his numbers compared quite favorably with the last seven John Mackey Award winners.

Year	Player	No.	Yds	TD
2006	John Carlson	47	634	4
2006	Matt Spaeth (Minnesota)	59	804	9
2005	Marcedes Lewis (UCLA)	58	741	10
2004	Heath Miller (Virginia)	36	475	5
2003	Kellen Winslow (Miami)	55	557	1
2002	Dallas Clark (Iowa)	39	645	4
2001	Daniel Graham (Colo)	51	753	6
2000	Tim Stratton (Purdue)	56	579	2

SPECIALTY NOTES

❑ Notre Dame opened the season with a new kicker for the third consecutive season. D.J. Fitzpatrick ('05), Carl Gioia ('06) and now freshman **Brandon Walker**. Walker is the first freshman kicker for Notre Dame since Nicholas Setta in 2000.

❑ Walker, a freshman from Findlay, Ohio, became the first left-footed Irish kicker since the recently-deceased Harry Oliver held the duties during the 1980-81 seasons. The drought dates back to Oliver's 35-yard boot against Miami on Nov. 27, 1981. Since that kick, a total of 21 different Irish kickers have attempted 430 field goal attempts -- all coming from the right side.

❑ Walker had a pair of field goals in the 20-6 victory at UCLA on Oct. 6, including a career-long boot of 48 yards. The 48-yard field goal was the longest by an Irish kicker since D.J. Fitzpatrick also had a 48-yard kick against Michigan State on Sept. 17, 2005.

❑ Walker is 4-of-6 on the season for Notre Dame and one of his two unsuccessful kicks were blocked.

ZBIKOWSKI'S RAPID RETURNS

❑ Senior SS **Tom Zbikowski** recorded a 47-yard punt return to set up a field goal bringing the Irish within a touchdown, 17-10, in the third quar-

ter against Penn State. The punt return was the fourth of his career that exceeded 45 yards.

□ Zbikowski has made a name for himself in the Notre Dame record books. He became the fifth player in Irish history to ever return three punts for touchdowns in a career. Zbikowski has seven career TD returns (two interceptions, three punts, two fumbles). Zbikowski scooped up a fumble and raced 25 yards for a touchdown against Penn State in 2006. With the return, Zbikowski became the Irish all-time leader in fumble return yards (100) and joined Tony Driver (1997-00) as the only Notre Dame players to ever return a pair of fumbles for touchdowns. In a three-game stretch against USC, BYU and Tennessee in 2005, he returned a punt or interception for a touchdown four times - the first Irish defensive player to accomplish such a feat. Zbikowski also returned a fumble 75 yards for a TD against Michigan State in 2004. With his interception and punt return for a touchdown against Tennessee in 2005, Zbikowski became the first Irish player to accomplish that feat (interception return and punt return in the same game) since Nick Rassas against Northwestern in 1965. Rassas returned an interception 92 yards and a punt 72 yards for scores in Notre Dame's 38-7 rout.

Career Punt Returns For TD

Tom Zbikowski	3	2003-06
Allen Rossum	3	1994-96
Ricky Watters	3	1987-90
Tim Brown	3	1984-87
Nick Rassas	3	1963-65

THEY SHALL RETURN

□ During the past 21 seasons (1987-07), Notre Dame has produced 93 touchdowns via kickoff, punt, interception and fumble returns — with the most recent touchdown runback coming Oct. 13 on freshman outside linebacker **Brian Smith's** 25-yard interception return against No. 4 Boston College. Senior inside linebacker **Maurice Crum Jr.** returned a fumble 36 yards for a touchdown) and sophomore defensive back **Darrin Walls** returned an interception 73 yards at Penn State on Sept. 8.

□ Notre Dame scored four touchdowns via returns last season, two by the defense (INT return by Lambert at Michigan State and fumble return by **Tom Zbikowski** vs. Penn State) and two by special teams (punt return by Zbikowski against North Carolina and blocked field goal return by Lambert at Air Force).

□ In contrast, opponents in the past 21 seasons have combined for 32 total touchdown returns vs. the Irish. Here's a year-by-year breakdown of the Irish return touchdowns since 1986:

Year	PU	KO	INT	FUM
1987	3	0	1	0
1988	2	2	3	0
1989	2	2	3	0
1990	0	2	0	0
1991	1	1	2	0
1992	0	1	0	0
1993	2	1	2	1
1994	0	0	1	1
1995	1	0	2	1
1996	4	1	0	2
1997	0	2	1	0
1998	0	0	2	3
1999	1	0	2	1
2000	2	1	1	2
2001	0	1	2	1
2002	2	1	4	2
2003	1	0	0	2
2004	0	0	2	1
2005	3	0	2	0
2006	1	0	1	2
2007	0	0	2	1
ND (93)	25	15	32	20
Opp. (30)	7	5	12	6

PRICE IS RIGHT

□ Senior P **Geoff Price** regained his 2006 All-American form against Penn State. Price recorded a career-high nine punts. His previous career-high, who averaged 44.8 yards per punt, was seven (set on three

previous occasions), including in last week's season opener. The 403 yards on the nine punts was also a career best for the Ray Guy Award candidate.

□ Price punted six times with an average of 42.2 yards against No. 4 Boston College. He pinned the Eagles inside their 20-yard line on three occasions. All six of Price's punts went unreturned.

□ Price, who did not serve as the starting punter at Purdue (Sept. 29), punted nine times at UCLA (Oct. 6) for 363 yards (40.3 per punt). He also pinned the Bruins inside their 20-yard line on three different occasions.

□ After entering last season with only two career punts, Price made his presence known across the country for Notre Dame. Price finished last season ranked sixth in the NCAA with a average boot of 45.4 yards (50 punts for 2,272 yards). He bested the previous Irish single-season school record of 44.9 held by Craig Hentrich (1990). Price also owns the Notre Dame career record (45.4). He not only boomed 14 kicks last year over 50+ yards, but also managed to drop 14 inside the opponents' 20-yard line. Price averaged 50+ yards in punts in two separate games in 2006, including a school-record average of 51.9 yards per kick (7-for-363) against Michigan. He was an '06 semifinalist for the Ray Guy award and has already received numerous preseason All-American honors this year. Price was named second-team All-American by Lindy's and honorable mention by Street & Smith's.

100,000 FANS (OR MORE) WATCH THE IRISH

Notre Dame is quite accustomed to playing in front of huge crowds, but the Irish have taken it to another level in 2007. Notre Dame travelled to Penn State and Michigan in consecutive weeks. The Irish played in front of the second largest crowd in Beaver Stadium history (110,078) and 111,178 at Michigan Stadium the following week. Notre Dame became the second school to play consecutive road games before crowds exceeding 100,000. Minnesota is the only other school to ever play consecutive road games before 100,000 (Penn State and Michigan during the 2005 season).

NOTING THE UCLA GAME

• The Irish continued to struggle on third down in the opening half. Notre Dame was just 1-of-8 and averaged just 0.7 yards per third down play. Meanwhile, UCLA was 4-of-10 on third down and averaged 2.3 yards per third down play.

• UCLA's 49-yard field goal from Kai Forbath was the longest by a Notre Dame opponent since Josh Cummings of Pittsburgh knocked a 49-yarder on Sept. 3, 2005.

• Notre Dame scored 17 points in the third quarter. It was the most points in a quarter for the Irish this season and most since Notre Dame scored 20 points in the second quarter against Army on Nov. 18, 2006.

• The Irish forced three turnovers in each of the third and fourth quarter. It was the most turnovers forced by the Irish in a single quarter since Notre Dame forced three against Michigan State on Sept. 23, 2006.

• The Irish forced a total of seven UCLA turnovers. It was the most turnovers forced by a Notre Dame defense since Purdue had eight turnovers against the Irish on Sept. 30, 1989.

• Notre Dame turned those seven turnovers into 17 points -- the most points off turnovers in a single game since Penn State on Sept. 8, 2006 (Notre Dame also had 17 points off turnovers).

• Notre Dame held UCLA without an offensive touchdown. It marked the first game the Irish held their opponent without an offensive touchdown since a 38-3 victory over Washington (Sept. 25, 2004).

• The Irish blanked UCLA in the second half. Notre Dame had not held an opponent scoreless over an entire half since Navy on Oct. 28, 2006.

• Notre Dame totaled five sacks. It was the most sacks for the Irish since Stanford on Oct. 7, 2006.

• The Irish limited the Bruins to just 29 yards rushing on 15 carries in the second half. UCLA had 60 yards rushing on 22 carries in the first half.

• Senior punter **Geoff Price** regained the starting punting duties. Price punted nine times for 363 yards (an average of 40.3 per kick). He pinned the Bruins three times inside their 20-yard line.

• Senior defensive back **Ambrose Wooden** registered his 17th career start for the Irish. Wooden had a season-high six tackles.

• Freshman running back and kick returner **Armando Allen** returned a first quarter kickoff 31 yards. It was his second return of 30 or more yards



6



20

in his career (he took a kickoff back 33 yards last week at Purdue). Allen added an 11-yard burst up the middle in the second quarter (equalling his career long rush). Allen finished the night with 95 all-purpose yards.

- Senior strong safety **Tom Zbikowski** recorded his second career sack and forced his third fumble of the season on the same play setting up the Irish field goal late in the first quarter. Zbikowski has now been involved in a total of 16 turnovers (seven forced fumbles, seven interceptions, two fumble recoveries) during his brilliant four-year career. The sack was his first since Nov. 5, 2005 against Tennessee. Zbikowski finished with five tackles.
- Senior defensive end **Trevor Laws** registered his second sack of the season and seventh of his career. Laws now has 13.5 tackles for loss. Laws also added six tackles and two pass break-ups.
- Senior inside linebacker **Maurice Crum, Jr.** recorded a forced fumble and fumble recovery on the same play midway through the third quarter. For Crum, it was his first forced fumble and fumble recovery of the season (first career fumble recovery and third forced fumble of career).
- Crum added another forced fumble and promptly scooped up the ball and raced 34-yards for a touchdown. The TD was Crum's first career score and was the first fumble return for touchdown since Tom Zbikowski against Penn State on Sept. 9, 2006.
- Crum became the first Notre Dame player to ever record a pair of forced fumbles and add two fumble recoveries in the same game. He also became the third Irish player to ever record two fumble recoveries in the same game. He joined Ray Herring (vs. Michigan on Sept. 15, 2007) and Tony Driver (vs. Navy on Oct. 14, 2000).
- Crum added his second career interception (first of the season) in the fourth quarter. Crum is the first Irish player to force three turnovers (two fumbles, one interception) in a single-game since Shane Walton had three (all interceptions) against Maryland on Aug. 31, 2002.
- Crum would add another interception late in the fourth quarter. He is the first Irish player ever to record four turnovers in a single game. Crum also recorded a team-high tying seven tackles.
- Junior free safety **David Bruton** registered his second career interception and returned it 17 yards to set up the go-ahead touchdown (Irish took a 13-6 lead). Bruton registered four tackles.
- Sophomore defensive back **Terrail Lambert** sealed the victory with his fourth career interception (first of the season) on a fourth down play from the Irish nine-yard line.
- Freshman place kicker **Brandon Walker** kicked a pair of field goals. The 48-yard field goal for Walker was a career-long and also was the longest by an Irish player since D.J. Fitzpatrick against Michigan State on Sept. 17, 2005.

NOTING THE PURDUE GAME

□ Notre Dame entered the game converting 66.7% of the time on fourth down (4-of-6), but the Irish were unable to convert a 4th-and-1 at the Purdue 35-yard line late in the first quarter. However, the Irish then converted four of its next five fourth downs to finish the game 4-of-6.

□ Prior to Saturday's game, Notre Dame had limited its opponent to 30.8% (4-for-13) conversion rate on third down. Purdue converted 2-of-3 on third down in the opening quarter, including a 3rd and 29. The Boilermakers were 4-of-8 on third down in the first half. The Irish limited Purdue to 2-of-7 on third down in the second half.

□ Purdue grabbed a 13-0 lead thanks in part to a **Jimmy Clausen** interception early in the second quarter. The Boilermakers' drive started on the Irish 25-yard line and culminated with a 34-yard field goal. Purdue added a five-yard drive for another field goal late in the second quarter to make it 16-0. The scoring drives were the ninth and 10th of the season for an Irish opponent that failed to cover 25 yards. In comparison, Notre Dame's 13 opponents only recorded six such drives over the entire season in 2006 (four were defensive touchdowns and one was a special teams touchdown).

□ The Boilermakers used a pair of second-quarter turnovers for points. Opponents of the Irish have taken supreme advantage of their 12 turnovers in 2007. Notre Dame's foes (Georgia Tech, Penn State, Michigan, Michigan State and Purdue) have turned those turnovers into 43 points. The Irish have been outscored 43-21 this season on turnovers.

□ Purdue totalled 262 yards (189 yards in the air and 73 on the ground),



33



19

16 first downs and 23 points in the first half. The Boilermakers averaged 6.0 yards per play in the opening 30 minutes, but Notre Dame limited Purdue to a total of 109 yards (63 in the air and 46 on the ground), 11 first downs and just 10 points in the second half. The Boilermakers averaged just 3.1 yards per play after halftime.

□ Notre Dame managed just 132 total yards (106 in the air and 26 on the ground), seven first downs and no points in the first half. However, the Irish recorded 294 yards (271 in the air and 23 on the ground) and 14 first downs in the second half.

	PU (1 st)	ND (1 st)	PU (2 nd)	ND (2 nd)
T/Yards	262	132	109	294
P/Yards	189	106	63	271
R/Yards	73	26	46	23
PTS	23	0	10	19
1st Downs	16	7	11	14

□ Notre Dame's 11 play, 81 yard touchdown scoring drive was the longest scoring drive of the season. The 81-yard march surpassed the 80 yard scoring drive last week against Michigan State.

□ Notre Dame followed the 81-yard scoring drive with a 79-yard touchdown march. The Irish went 14 plays (its longest drive in terms of plays this season).

□ Notre Dame entered the game with just two passing plays of 20 yards or longer over its first four games. The Irish had five such passing plays against Purdue on Saturday. Sophomore **Robby Parris** had receptions of 24 yards and 21 yards. Freshman **Golden Tate** had catches of 25, 36 and 43 yards.

□ Notre Dame's offense recorded season-highs in the following categories: points (19), touchdowns (3), passing yards (377), total yards (426), total yards per play (5.5), passing yards per completion (11.1), passing yards per attempt (7.2) and sacks allowed (2).

□ The 377 yards passing is not only a season-high, but is the most for a Notre Dame team since the Irish totaled 432 against Stanford on Nov. 26, 2005.

□ Sophomore punter **Eric Maust** recorded a career-long 48 yard punt in the second quarter. Maust, whose previous career-long was a 46-yarder earlier in the game, booted three punts for a total of 132 yards (44.0 per kick).

□ Sophomore outside linebacker **John Ryan** recorded his first career unassisted sack on a third down play deep in Irish territory. The sack forced an intentional grounding from Purdue quarterback Curtis Painter and thus limited the Boilermakers to a field goal. Ryan finished the day with six tackles, all solo, including two for loss (12 yards).

□ Freshman wide receiver **Golden Tate** picked up his first reception on the Notre Dame drive late in the second quarter. The 36-yard grab was the longest for the Irish this season (at the time). The previous long pass play was a 35-yard completion from **Jimmy Clausen** to **Robby Parris** against Penn State on Sept. 8. Tate added a 43-yard catch on a 4th-and-1 play early in the fourth quarter. He closed his breakthrough game with a spectacular 25-yard diving touchdown catch to bring Notre Dame within a touchdown, 26-19. Tate finished the game with career-highs in both receptions (3) and receiving yards (104). Tate is the first Irish receiver to eclipse 100 yards this season and first since Rhema McKnight last season against USC.

□ **Tate** is the first freshman Notre Dame wideout to surpass 100 yards receiving since Derrick Mayes had two catches for 100 yards against Pittsburgh on Oct. 10, 1992.

□ Junior free safety **Kyle McCarthy** recorded up his first career interception preventing another possible Purdue touchdown just before halftime.

□ Freshman quarterback **Jimmy Clausen** registered the longest completion of his career when he found fellow freshman wide receiver **Golden Tate** for a 36-yard reception late in the second quarter. For Clausen, it was his third pass play of 20 yards or more this season.

□ Clausen guided the Irish on a 37-yard scoring drive to bring Notre Dame within, 23-6. Not only did he throw his first career touchdown pass, but the freshman completed 4-of-4 passes on the drive.

□ Clausen finished the day 18-of-26 for 169 yards and one touchdown. The 18 completions are tied for the fourth most ever by a Notre Dame freshman quarterback (most since Brady Quinn completed 20 against Florida State on Nov. 1, 2003).

□ Freshman wide receiver **Duval Kamara** picked up a pair of recep-

tions (15 and 12 yards) on the first scoring drive of the second half. The 15-yard reception was the longest of Kamara's career. Kamara added his first career touchdown and finished the day with a career-high in both receptions (6) and receiving yards (68).

❑ Freshman outside linebacker **Brian Smith's** quarterback pressure forced an interception from Purdue quarterback Curtis Painter. Smith finished the afternoon with two tackles.

❑ Senior All-American strong safety **Tom Zbikowski** recorded his seventh career interception and first since Nov. 12, 2005 against Navy. Zbikowski has caused three turnovers this season, including two forced fumbles against Penn State on Sept. 8.

❑ Senior All-American tight end **John Carlson** registered his first touchdown reception of 2007 following a leaping five-yard grab cutting the Purdue lead to 23-6. The touchdown grab was the sixth of his career and first since Nov. 11, 2006 at Air Force. Carlson finished the day with a season-high six catches for 30 yards.

❑ Junior quarterback **Evan Sharpley** came off the bench to lead the Irish to a pair of second half touchdowns. Sharpley was 16-of-26 for 208 yards and two touchdowns. Sharpley is the first Irish quarterback other than Brady Quinn to toss multiple touchdowns in a game since Carlyle Holiday had four against Rutgers on Nov. 23, 2002 in a 42-0 victory.

❑ Sharpley is also the first Notre Dame quarterback to eclipse 200 yards (other than Quinn) since Holiday in the same game.

NOTING THE MICHIGAN STATE GAME

❑ Michigan State and Notre Dame combined for 21 points in the first quarter. It marked the fourth consecutive game in the series between the Irish and Spartans where the teams combined for at least 17 first-quarter points. With two touchdowns in the first quarter, Michigan State now has scored at least 14 points in the opening 15 minutes in each of the past three meetings with Notre Dame.

❑ Michigan State and Notre Dame combined for 31 first-half points. It marked the third consecutive year in which the two teams totaled 30 or more points in the opening half (45 points in 2006; 41 points in 2005).

❑ Notre Dame became the first Michigan State opponent to score in the opening quarter in 2007. The Spartans had outscored their opponents 28-0 in the first quarter entering this afternoon.

❑ Notre Dame limited the Michigan State passing game to 135 yards in the air on Saturday. The Irish are allowing only 119.8 yards per game in the air — more than 80 fewer yards per game when compared to the 2006 season (203.4 passing yds allowed) and almost 150 fewer yards when compared to the 2005 season. The 119.8 yards passing per game would rank as the best for a Notre Dame defense since 1980 (when the Irish limited their opponents to 103.0 ypg passing). The Irish allowed 203.4, 264.6 and 281.2 ('04) yards passing in the past three seasons.

❑ The Irish passing defense also has limited the opposing quarterback quartet of Georgia Tech's Taylor Bennett (11-of-23), Penn State's Anthony Morelli (12-of-22), Michigan's Ryan Mallett (7-of-15) and Michigan State's Brian Hoyer (11-of-24) to a combined completion percentage of 48.8% (41-of-84).

❑ Sophomore running back **James Aldridge** picked up his first career start. Aldridge finished the afternoon with 104 yards on 18 carries. He became the first Notre Dame running back, other than departed Darius Walker, to eclipse 100 yards on the ground since Ryan Grant on Oct. 16, 2004. Aldridge is the third different running back to start for the Irish this season (Travis Thomas and Armando Allen also have started games). Aldridge's 43-yard burst in the second quarter was a career-long rush and the longest for the Irish this season.

❑ Senior running back **Travis Thomas** picked up his eighth career rushing touchdown -- the first offensive touchdown for the Irish this season. It was Thomas' first rushing touchdown since Oct. 28, 2006, against Navy.

❑ Senior defensive end **Trevor Laws** recorded a first-quarter fumble recovery, setting up the first Notre Dame score. Laws has recovered four fumbles over his career, including one earlier this season at Penn State. Laws finished the afternoon with nine tackles.

❑ Freshman running back **Robert Hughes** picked up his first career rush (an eight-yard run on Notre Dame's first-quarter scoring drive). He also added a 17-yard run and capped off an 80-yard scoring drive for the Irish with a three-yard touchdown run -- the first of his career.

❑ Senior punter **Geoff Price** recorded his 19th and 20th career punts of

over 50 yards. Price averaged 36.7 yards on his six punts on the day.

❑ Junior free safety **David Bruton** registered his first career interception to prevent a possible Michigan State touchdown late in the second quarter. The turnover was the seventh forced by Notre Dame this season (third straight game Notre Dame has forced at least two turnovers). Bruton finished with a career-high 15 tackles in the game.

❑ Freshman linebacker **Kerry Neal** registered his first career sack late in the second quarter. He added a quarterback hurry and pass breakup on the following play.

❑ Sophomore punter **Eric Maust** recorded his second, third and fourth career punts (41, 38 and 50 yards). Maust's first career punt went for 45 yards at Penn State.

❑ Senior linebacker **Maurice Crum, Jr.** finished the afternoon with a team-best and career-high 16 tackles. Crum's previous career-high for tackles in a game was 14 set last season against Penn State. Crum has led the Irish in tackles on six different occasions over his career. The game also marked the third of his career with 10 or more tackles. The 16 tackles are the most for an Irish player since Chinedum Ndukwe had 22 stops at Air Force on Nov. 11, 2006.

NOTING THE MICHIGAN GAME

❑ The final attendance was 111,178 - the fourth consecutive meeting between Notre Dame and Michigan at Michigan Stadium to draw over 111,000 fans.

❑ The game was the 18th time in school history Notre Dame played before a crowd of at least 100,000 people, and the second consecutive week. The Irish and Penn State played before the second largest crowd in Beaver Stadium history last week. The Irish now are 9-9 in such games.

❑ Notre Dame became the second school in NCAA history to play consecutive road games before crowds of over 100,000. Minnesota had been the only school to accomplish the feat prior to the Irish. The total attendance of 221,256 (110,078 last week and 111,178 this week) is a new NCAA record for combined road attendance in consecutive weeks (the Golden Gophers played in front of 217,721 in back-to-back weeks against Penn State and Michigan in 2005.)

❑ Notre Dame fumbled 13 times, losing seven, over the entire 2006 season. The Irish fumbled six different times (losing two) against the Wolverines, including five in the game's opening quarter. Notre Dame fumbled 12 times (losing five) over the first three games of 2007. The Irish only lost six fumbles over the entire 2005 season as well.

❑ The six fumbles were the most fumbles since Notre Dame fumbled seven times against Boston College on Nov. 2, 2002.

❑ Notre Dame limited the potent Michigan passing game to just 90 yards in the air.

❑ The Irish passing defense limited Michigan's Ryan Mallett (7-of-15) to a completion percentage of 46.7%.

❑ The 31 points in the first half were the most points surrendered in a half by Notre Dame since Michigan totaled 34 in the opening half of the 2006 meeting.

❑ The 31-0 halftime deficit was the largest deficit for Notre Dame since Sept. 12, 1998 when it trailed Michigan State, 42-3, at intermission.

❑ Notre Dame allowed a total of 31 sacks the entire 2006 season (13 games) and just 21 in 2005. The Irish already allowed 23 sacks through its first three games.

❑ Michigan finished the game with 289 yards rushing. The rushing yards for the Wolverines were the most by an Irish opponent since Stanford had 309 on Oct. 3, 1998.

❑ Freshman wide receiver **Golden Tate** recorded a new career-long 40 yard kickoff return. Tate returned five kicks for 133 yards on the afternoon (good for an average of 26.6). For the season, Tate is averaging 26.7 per return (seven returns for 187 total yards).

❑ Senior punter **Geoff Price** recorded his 17th and 18th career punts of over 50 yards. Price averaged 44.2 yards on his six punts on the day.

❑ Despite constant pressure (resulting in eight Michigan sacks) freshman quarterback **Jimmy Clausen** managed to complete 11-of-17 for 74 yards. In his first two career starts, Clausen has completed 57.1% percent of his passes (28-of-49). By comparison, former Notre Dame All-American Brady Quinn completed just 44.7% (34-of-76) and tossed four interceptions over his first two starts as a freshman.

❑ Junior free safety **David Bruton** led the Irish with nine total tackles.



31



14



38



0

Bruton led Notre Dame in tackles in two of their first three games this season.

□ Senior defensive end **Justin Brown** registered a career-high eight tackles, including one for loss.

□ Junior strong safety **Ray Herring** picked up his first two career fumble recoveries. He is the first Irish player to have two fumble recoveries in one game since Gerome Sapp against Navy on Nov. 17, 2001.

□ Senior defensive tackle **Dwight Stephenson, Jr.**, recorded a career-high seven tackles.

□ Freshman linebacker **Brian Smith** picked up his first career forced fumble and first career tackle for loss.

NOTING THE PENN STATE GAME

□ The attendance of 110,078 is the second largest crowd in Beaver Stadium history. Tonight's game was the 17th time in school history Notre Dame played before a crowd of at least 100,000 people, and the first time since Sept. 10, 2005 at Michigan (111,386 at Michigan Stadium in Ann Arbor). The Irish now are 9-8 in such games. It is the fourth largest crowd to ever watch Notre Dame play (top three are all at Michigan).

□ Notre Dame managed just five first downs the entire first half against Georgia Tech in the season opener, but the Irish registered three first downs on the opening drive against Penn State (Notre Dame missed a 50-yard field goal attempt).

□ Sophomore defensive back **Darrin Walls'** 73-yard interception return for touchdown was the first Notre Dame touchdown of 2007. The Irish had not scored a touchdown since late in the second quarter of the 2007 Sugar Bowl. Notre Dame had gone 99 minutes and two seconds without a touchdown.

□ Penn State's 78-yard punt return for touchdown by Derrick Williams was the first punt return for touchdown by an Irish opponent since Anthony Chambers of Purdue went 72 yards on Sept. 7, 2002.

□ Notre Dame converted its initial third down of the game, but failed to convert on third down the rest of the first half (the Irish were just 1-for-7 on third down over the first 30 minutes). Meanwhile, Penn State was 5-for-8 on third downs in the first half, including converting on five of its first six.

□ The Irish converted just two third downs the entire game (2-for-16).

□ The Irish picked up 47 yards (11 plays) and three first downs of offense on their opening drive of the game (before missing a 50-yard field goal). Notre Dame managed just 31 yards (19 plays) and one first down the rest of the first half.

□ Notre Dame was whistled for eight first half penalties for 54 yards, while Penn State was not whistled for a first down over the opening 30 minutes. The Irish finished the night with 14 penalties, the most under head coach Charlie Weis.

□ Notre Dame picked up just 10 first downs on the night. It is the fewest first downs for an Irish team since they managed just seven at Michigan on Sept. 13, 2003.

□ The Irish are now 75-33-5 (.692) in road openers.

□ Notre Dame has dropped eight of its last 11 road openers.

□ Notre Dame is 38-21-3 all-time when its road opener is against a Big Ten school.

□ Senior SS **Tom Zbikowski** forced his fifth and sixth career fumbles. Zbikowski also forced a fumble in Notre Dame's victory over Penn State a season ago. He added another forced fumble just before halftime.

□ Zbikowski added a 47-yard punt return to set up a field goal bringing the Irish within a touchdown, 17-10. The punt return was the fourth of his career that exceeded 45 yards.

□ Zbikowski became Notre Dame's all-time leader in tackles by a defensive back surpassing the previous school record of 228 stops by Jim Browner (1976-78).

□ Senior DT **Trevor Laws** picked up his first career fumble recovery just before halftime. Laws finished the night with a career-high 10 tackles.

□ Senior ILB **Joe Brockington**, a native of Palmyra, Pa. recovered his first career fumble. He finished the night with a season-high 10 tackles, including 1.5 for loss.

□ Senior P **Geoff Price** recorded a career-high nine punts. The previous career-high for Price was seven (set on three previous occasions), including in the 2007 season opener. The 403 yards on the nine punts



31



10



33



3

was also a career best for the Ray Guy Award candidate.

□ Junior NT **Pat Kuntz** recorded a career-best eight tackles, including a half tackle for loss.

□ Sophomore WR **Robby Parris's** 35 yard reception in the fourth quarter was the longest of his career.

□ Sophomore DB **Darrin Walls** not only registered his first career interception, but the Pittsburgh, Pa. native returned it 73-yards for a touchdown. The interception return was the first for the Irish since Terrail Lambert turned the task against Michigan State in 2006. The 73-yard INT return was the longest interception return since current senior Tom Zbikowski returned a pick 83 yards against BYU on Oct. 22, 2005.

□ Freshman QB **Jimmy Clausen** became the eighth freshman to ever start at quarterback for Notre Dame (since at least 1950). He is the first rookie signal caller to start since Brady Quinn got the call against Purdue on Sept. 27, 2003. With tonight's being the second game of the season, Clausen is the first Notre Dame freshman to ever start this early into a season. The other freshman to earn starts for the Irish include Matt LoVecchio (2000), Paul Faila (1991), Kent Graham (1987), Steve Beuerlein (1983), Blair Kiel (1980) and Ralph Guglielmi (1951).

NOTING THE GEORGIA TECH GAME

□ Notre Dame played nine freshman in the game. In last year's 14-10 opening game victory at Georgia Tech, 11 different Irish freshmen saw action. It was the third most for an opener since the freshman eligibility rule became enacted in 1972. Fourteen frosh played in the 36-13 win over Virginia in the 1989 Kickoff Classic, and 12 saw action in the 52-6 blowout of Purdue in 1983.

□ Notre Dame limited the Yellow Jackets to a pair of field goals (another field goal attempt was blocked) on their three red-zone opportunities in the first half. The Irish allowed just 21 touchdowns on 42 red-zone chances in 2006.

□ Notre Dame was shutout in an opening half for the first time since Sept. 11, 2004 against Michigan (Notre Dame Stadium). It is just the second time in head coach Charlie Weis' career in which the Irish were blanked in a half. Notre Dame was held scoreless by LSU in the second half of the 2007 Allstate Sugar Bowl.

□ For the first time since Sept. 9, 1978, Notre Dame was shutout in the first half of its season opener. Missouri kicked a fourth quarter field goal to secure a 3-0 victory at Notre Dame Stadium to open the '78 season.

□ Georgia Tech limited the Irish offense to a total of 66 yards in the entire first half. Notre Dame nearly surpassed that total on its 58-yard scoring drive in the third quarter.

□ For the first time since Sept. 14, 1985, Notre Dame failed to score a touchdown in its season opener. The Irish lost that game 20-12 at Michigan.

□ Notre Dame's 122 total yards on offense was the lowest total since recording only 109 total yards against USC on November 30, 2002 in a 44-13 loss in Los Angeles.

□ Senior TE **John Carlson** moved past Derek Brown (1988-91) and Dean Maszta (1978-81) into third place on the Notre Dame career receptions list for tight ends following his third catch on Saturday. Carlson, now has 63 career receptions, trails Anthony Fasano (92, 2003-05) for second place. Ken MacAfee (1974-77) holds the school record for career receptions by a Notre Dame tight end with 128.

□ In his first career start for the Irish, sophomore **Demetrius Jones** became the first QB other than Brady Quinn to start for Notre Dame since Sept. 20, 2003. Quinn started the final 46 games of his career. Jones finished the afternoon 1-for-3 passing for four yards. He also rushed for 28 yards on 12 carries.

□ Junior FS **David Bruton**, making his first career start for Notre Dame, picked up his first career quarterback sack on a third down play to force a Georgia Tech field goal early in the first quarter. Bruton finished the day with nine total tackles, six solos, and two tackles for loss.

□ Senior DT **Trevor Laws** registered his fourth career blocked field goal attempt. Laws blocked one kick in 2006 and two in 2005. The block kept the Notre Dame deficit at 6-0 heading into the second quarter. Laws also recorded nine tackles with one for a loss on the day.

□ Junior NT **Pat Kuntz**, who made his first career start, registered a pair of pass breakups and nearly recorded his first career interception midway through the second quarter. He also recorded two tackles.

□ Senior P **Geoff Price** booted a 55-yard punt late in the third quarter. The punt was his 15th career kick that sailed 50 yards or more. Price punted seven times in the contest for an average of 38.3 yards and a long punt of 55 yards.

IRISH ALL-STARS ON WATCH LISTS

Notre Dame senior strong safety **Tom Zbikowski** is a candidate for nearly every defensive award this season. The two-time All-American has been named to preseason watch lists for the Bednarik Award, Lott Trophy, Nagurski Trophy and Thorpe Award. In addition, senior tight end **John Carlson**, a Mackey Award finalist in 2006, was distinguished as one of 50 preseason candidates for the Maxwell Award. Senior linebacker **Maurice Crum, Jr.** is on the watch lists for the Bednarik, Nagurski and Lott, while senior center **John Sullivan** is on the Outland and Rimington lists. Sullivan, senior defensive end **Trevor Laws** and Crum are also on the Lombardi watch list.

SIX IRISH PLAYERS EARN PRESEASON ALL-AMERICA HONORS

Senior strong safety **Tom Zbikowski** was a preseason first-team All-America selection by ESPN.com, Athlon, The Sporting News and Phil Steele. He also earned preseason second-team honors from Lindy's and honorable mention accolades from Street & Smith's. Senior tight end **John Carlson** also earned multiple preseason first-team All-America selections. Athlon and Phil Steele each named Carlson a preseason first-team All-American. He also garnered second-team accolades from Lindy's and Street & Smith's. Senior center **John Sullivan** was the third and final Irish player to receive preseason first-team All-American honors. Sullivan was chosen by Street & Smith's. He also earned second-team honors from Phil Steele and third-team from Lindy's. Senior cornerback **Ambrose Wooden**, senior punter **Geoff Price** and sophomore offensive tackle **Sam Young** all earned honorable mention preseason All-American from Street & Smith's. Price was also tabbed a second-team All-American by Lindy's.

LEADERSHIP COMMITTEE '07

Every spring after spring drills, the Irish coaching staff votes on the Leadership Committee, which head coach Charlie Weis brought to Notre Dame in 2004. The Leadership Committee consists of players who serve in an advisory role.

Player, Pos.	Cl.	Hometown
John Carlson, TE	Sr.	Litchfield, Minn.
Maurice Crum, Jr., LB	Sr.	Tampa, Fla.
Trevor Laws, DE	Sr.	Burnsville, Minn.
Geoff Price, P	Sr.	Plano, TexAS
John Sullivan, C	Sr.	Old Greenwich, Conn.
Travis Thomas, TB	Sr.	Washington, Pa.
Tom Zbikowski, SS	Sr.	Arlington Heights, Ill.

WHAT'S NEW?

Much change has been happening with and around the Notre Dame football team since the final second ticked off the scoreboard against LSU in the Sugar Bowl. Here are some of the more notable changes:

□ Shift to 3-4: The Irish scrapped the 4-3 defense in favor of the 3-4 scheme in an effort to get more speed on the field.

□ New Face, New Title: Head coach Charlie Weis brought in two new coaches, including defensive coordinator Corwin Brown. Brown joined the Irish coaching staff after spending the previous three years with the New York Jets of the NFL. Weis also moved former Notre Dame quarterback Ron Powlus into the role of quarterbacks coach. Powlus spent the previous two seasons with the program as the director of personnel development.

IN OVERTIME

Notre Dame is 2-4 all-time in overtime games. The last time the Irish played an OT game was a 44-41 loss to Michigan State on Sept. 17, 2005.

EIGHTH-BEST IN THE NCAA SINCE 1988

Notre Dame has the nation's eighth best record over the last 20 seasons, or since the start of 1988. The Irish have posted a 164-70-2 record. The best Division I-A records from the start of 1988 (research courtesy of Colorado):

School	G	W	L	T	Pct.
1. Florida State	241	196	44	1	.815
2. Miami, Fla.	236	188	48	0	.797
3. Nebraska	243	192	50	1	.792
4. Florida	242	183	58	1	.758
5. Michigan	239	180	55	4	.762
6. Ohio State	241	180	57	4	.755
7. Tennessee	239	178	58	3	.751
8. Notre Dame	237	164	71	2	.696
9. Texas	237	163	72	2	.692
10. Penn State	237	161	75	1	.681

HISTORIC NOTRE DAME STADIUM

The 2007 football season marks the 77th year of Irish football in fabled Notre Dame Stadium. The Irish have played 394 games in the facility to date and own a 297-94-5 (.756) record in the "House that Rockne Built." The Irish were 4-2 at home in 2005 and 6-1 in 2006 to push the team's record at home to 101-34 (.754) over the last 23 years. The most wins in a season by the Irish at home is seven by the 1988 national championship team and the longest home winning streak in Notre Dame football history is 28 games (from 11/21/42 through 9/30/50).

SULLIVAN NAMED CAPTAIN; WALK-ONS AWARDED SCHOLARSHIPS

Five Notre Dame football players were pleasantly surprised by head coach Charlie Weis at the beginning of practice on Aug. 23. In an impromptu announcement given in front of the team, fifth-year senior center **John Sullivan** was named a team captain and junior center **Thomas Bemenderfer**, senior cornerback **Wade Iams**, senior long snapper **J.J. Jansen** and senior cornerback **William David Williams** all were awarded scholarships for the 2007-08 school year.

The coaching staff unanimously decided to name Sullivan the fifth team captain for 2007 based on the leadership role he demonstrated throughout the summer and training camp. He joins fellow fifth-year seniors John Carlson, Travis Thomas and Tom Zbikowski along with fourth-year senior Maurice Crum Jr. as team captains. Sullivan is the most experienced returning offensive player, having started 21 consecutive games at center and 33 games at that position in his Notre Dame career. He was named to the 2007 watch lists for the Outland Trophy and Rimington Award and was tabbed a first-team preseason All-American by Street & Smith's.

Bemenderfer began his college career as a scholarship athlete at Northwestern University before transferring to Notre Dame for the 2006-07 school year. The Mishawaka, Ind., native and Penn High School graduate walked onto the football team last year and is currently listed as a backup center.

Iams is also a local product as he hails from Mishawaka, Ind., and is a graduate of Penn High School. The four-year walk-on earned a 4.0 grade-point average during the 2006-07 school year and currently holds a 3.921 cumulative GPA.

Jansen earned a scholarship for the second-consecutive season and serves as the team's long snapper. The Phoenix, Ariz., product became the team's long snapper in the middle of the 2005 season and has held that position ever since.

Williams is in his third year with the Notre Dame football team. A Raleigh, N.C., native, he earned a 3.933 GPA during the 2007 spring semester and his cumulative GPA for the 2006-07 school year was 3.893.

IRISH CHAMPIONSHIP FOOTBALL COACHES HONORED

The five coaches who have produced national championships in football at the University of Notre Dame - Knute Rockne, Frank Leahy, Ara Parseghian, Dan Devine and Lou Holtz - are now honored as part of the third Notre Dame Stadium gate to feature the history and tradition of the Irish football program.

Mixed media wall relief portraits and action montages of the five Notre Dame national championship coaches this week were positioned at Gate D of Notre Dame Stadium, as part of a multi-year plan to theme the five entrance gates to Notre Dame's home football facility. They were created by Lou Cella, senior sculptor of Timeless Creations, Inc., a division of the Rotblatt-Amrany Fine Art Studio in Highland Park, Ill.

Cella created the sculpture of Father Theodore Hesburgh and Father Edmund Joyce (former Notre Dame president and executive vice president) just south of the Hesburgh Library on the Notre Dame campus. Rotblatt-Amrany is responsible for the Michael Jordan statue in

front of the United Center in Chicago, as well as various statues of sports figures Wilt Chamberlain, Magic Johnson, Vince Lombardi, Al McGuire and George Halas.

The national championship coach display at Gate D is the third of the Notre Dame Stadium gates to be finished, following the Heisman Trophy display at Gate B that opened in 2005 and the All-America display at Gate A that opened in 2006. Funding for all the themed gates has been provided by the Notre Dame Monogram Club.

Notre Dame's 79 consensus All-America football players are honored inside Gate A with panels containing authentic Notre Dame helmets with nameplates. Those displays were designed by Rockwell Group of New York and fabricated by Show Motion Inc., of Connecticut.

Prior to the 2005 season, three-by-eight foot replica Heisman Trophies were added to the Gate B display, where pictures of all seven Irish Heisman winners were placed earlier. The honoring of Notre Dame's Heisman Trophy winners took the form of seven individual panels installed within existing brick niches of the old stadium wall just inside Gate B - with one display each for Angelo Bertelli, John Lujack, Leon Hart, John Lattner, Paul Hornung, John Huarte and Tim Brown.

Each display consists of a three-by-eight-foot aluminum panel, powder-coated in Notre Dame blue and serving as a background for holding an oversized, three-foot-tall replica of the Heisman Trophy. The Heisman replicas are finished in bronze, cantilevered off of the blue aluminum panels and sculpted from an original Heisman Trophy.

ARA PARSEGHIAN STATUE DEDICATED ON SEPT. 22

A statue of former University of Notre Dame football coach Ara Parseghian, a member of the College Football Hall of Fame, was dedicated on Saturday, Sept. 22, 2007, at Notre Dame Stadium.

The dedication, the morning of the Notre Dame-Michigan State football game, took place at Notre Dame Stadium's Gate D, which honors the Irish national championship football coaches.

All of Parseghian's former players and coaches were invited to the dedication ceremonies - and more than 200 of them attended. Speaking at the dedication on behalf of Parseghian's former players will be 1964 Heisman Trophy winner John Huarte.

The Parseghian statue shows the former Irish coach on the shoulders of his players following the '71 Cotton Bowl win over top-rated Texas. The statue was sculpted by Notre Dame graduate Jerry McKenna, who also created the Frank Leahy and Moose Krause statues east of Notre Dame Stadium, as well as the Knute Rockne sculpture at the College Football Hall of Fame in downtown South Bend, Ind.

The sculpture has been funded completely by donations from Parseghian's former players, assistant coaches and student managers. Plans for the statue were spearheaded by former Irish football player Peter Schivarelli (he played in '69 and '70).

The sculpture will complement bas relief portraits of the five Notre Dame national championship coaches - Rockne, Leahy, Parseghian, Dan Devine and Lou Holtz - that are now located at Gate D, designated the national championship coaches gate.

Parseghian served as Irish head coach from 1964 through the '74 season (he previously had been head coach at Northwestern for eight seasons and Miami of Ohio for five). His Notre Dame teams won consensus national titles in 1966 and 1973, and also claimed the McArthur Bowl Trophy from the National Football Foundation following a 9-1 campaign in '64. His 11 Notre Dame teams combined to finish 95-17-4 (.836) - and his Irish posted victories in the 1971 Cotton Bowl (over top-rated Texas), the 1973 Sugar Bowl (over top-rated Alabama) and the 1975 Orange Bowl (again over unbeaten Alabama).

Parseghian was chosen the national college coach of the year in 1964 by the Football Writers Association of America and by the American Football Coaches Association. Parseghian was selected to the College Football Hall of Fame in 1980.

In 1994, Parseghian started the Ara Parseghian Medical Research Foundation to fund study of Niemann-Pick Type C Disease in hopes of moving towards a cure. To that end, the foundation has raised more than \$22 million to combat the disease, which has claimed three of Parseghian's grandchildren. The disease, also known as NP-C, is a genetic pediatric neurodegenerative disorder that causes progressive deterioration of the nervous system, usually in school-age children. By interfering with children's ability to metabolize cholesterol, the NP-C causes large amounts of the substance to accumulate in the liver, spleen and brain, leading to a series of ultimately fatal neurological problems.

COLLEGE FOOTBALL HALL OF FAME CHRIS ZORICH HONORED

Chris Zorich, two-time All-American defensive tackle at the University of Notre Dame, was one of 12 former college players and two coaches named to the National Football Foundation's 2007 College Football Hall of Fame Class for the NCAA Football Bowl Subdivision (formerly Division I-A). Zorich was recognized for his honor at halftime of the Georgia Tech game.

The 2007 College Football Hall of Fame class will be inducted at the 50th Annual Awards Dinner on Dec. 4, 2007, at the Waldorf-Astoria Hotel in New York City. The players and coaches were enshrined at the Hall of Fame in South Bend in August 2007.

Zorich becomes the 42nd former Notre Dame player inducted into the College Football Hall of Fame. The Irish also have five former coaches in the Hall and the 47 total enshrinees are the most of any NCAA institution.

A three-year starter at defensive tackle for the Irish, Zorich left Notre Dame as one of the most decorated defensive players in school history. He was a two-time All-American, earning unanimous first-team All-America accolades as a senior in 1990. Zorich was named United Press International Lineman of Year for 1989 and was chosen CBS Sports/Chevrolet Defensive Player of the Year for 1990. He was selected as the 1990 Lombardi Award recipient, given annually to the outstanding lineman in college football, and was a finalist for the Outland Trophy that year, too. Zorich started at nose tackle on the 1988 national championship team and finished his Notre Dame career with 219 tackles, including 21 tackles for loss.

Zorich graduated from Notre Dame with a Bachelor of Arts degree in American Studies in 1991 and from the Notre Dame Law School in 2002.

A native of Chicago's South Side, Zorich is president of the Christopher Zorich Foundation and is a past recipient of USA Weekend's "Most Caring Athlete Award" and the Jesse Owens Foundation Humanitarian Award. The Foundation assists disadvantaged families through a variety of diverse activities and have affected over 100,000 individuals.

Zorich currently lives in Chicago where he works for the law firm of Schuyler, Roche & Zwirner, P.C.

TICKETS AVAILABLE FOR 2007 FOOTBALL KICKOFF LUNCHEONS

Tickets are now on sale for the 2007 Notre Dame Kickoff Luncheons held the Friday prior to each Irish home football game. The luncheons feature Notre Dame head coach Charlie Weis, Irish players and assistant coaches, plus special guests and other attractions.

Tickets are \$18 each, with a handling fee of \$3 (payment may be made with one check for more than one luncheon). There are 10 seats per table - and if you wish to sit as a group at the same table with other guests, please return all reservations in one envelope.

Checks should be made payable to "University of Notre Dame" and mailed to: Athletics Business Office, 112 Joyce Center, Notre Dame, IN 46556. Telephone and credit card reservations are not accepted.

A printed reservation form also is available on Notre Dame's athletics web site at www.und.com.

The luncheons are held in the Joyce Center fieldhouse (north dome) on the Notre Dame campus, with a noon (ET) start. Be aware that advance reservations are required for tickets, and tickets are not routinely available at the door.

PEP RALLIES

All 2007 pep rallies will be held in the Joyce Center Arena (south dome), unless moved inside Notre Dame Stadium, on Fridays before Saturday home games, beginning at 6 p.m. (ET). The Irish squad enters the arena at 6:30 p.m.

THE KEVIN WHITE SHOW

Look for the Kevin White Show on WLS 890 AM radio in Chicago. The hour-long program, which debuted Aug. 25, is in its eighth season. Guests regularly will include familiar names from all facets of college athletics. The show features White, Notre Dame's director of athletics, and ESPN 1000's Dave Juday. It can be heard regularly at 7:00 a.m. Central time on Saturday. The show airs on more than 30 states around the U.S. on WLS 890 AM in Chicago.

**Notre Dame Player
Career Highs**

JAMES ALDRIDGE

Season
 Carries 22, at UCLA (10.6)
 Rushing Yards 104, Michigan State (9.22)
 Longest Rush 43, Michigan State (9.22)
 Receptions 3, at UCLA (10.6)
 Receiving Yards 18, at UCLA (10.6)
 Longest Reception 11, at UCLA (10.6)

Career

Carries 22, at UCLA (10.6.07)
 Rushing Yards 104, Michigan State (9.22.07)
 Longest Rush 43, Michigan State (9.22.07)
 Receptions 3, at UCLA (10.6.07)
 Receiving Yards 18, at UCLA (10.6.07)
 Longest Reception 11, at UCLA (10.6.07)

ARMANDO ALLEN

Season/Career
 Carries 9, at Michigan (9.15)
 Rushing Yards 25, twice
 Longest Rush 11, twice
 Receptions 6, at Penn State (9.8)
 Receiving Yards 38, at Penn State (9.8)
 Longest Reception 15, at Penn State (9.8)
 Longest Kickoff Return 33, at Purdue (9.29)
 Kickoff Return Yards 84, vs. Ga. Tech (9.1)
 Kickoff Returns 5, vs. Ga. Tech (9.1)

JOE BROCKINGTON

Season
 Tackles 13, vs. Boston College (10.13)
 TFL 1.5, at Penn State (9.8)
 Fumble Recoveries 1, at Penn State (9.8)
 QB Hurries 1, vs. Ga. Tech (9.1)

Career

Tackles 15, at Air Force (11.11.06)
 TFL 1.5, at Penn State (9.8.07)
 Fumble Recoveries 1, at Penn State (9.8.07)
 PBUs 1, v. Purdue (9.30.06)
 Sacks 1.0, at USC (11.25.06)

JUSTIN BROWN

Season
 Tackles 8, at Michigan (9.15)
 TFL 1.5, at Penn State (9.8)
 Sacks 0.5, at Penn State (9.8)

Career

Tackles 8, at Michigan (9.15.07)
 TFL 1.5, at Penn State (9.8.07)
 PBUs 1, vs. UNC (11.4.06)
 Sacks 1.0, vs. Navy (10.28.06)

DAVID BRUTON

Season
 Tackles 15, Michigan State (9.22)
 TFL 2.0, vs. Ga. Tech (9.1)
 Sacks 1.0, vs. Ga. Tech (9.1)
 Interceptions 1, twice
 Longest Interception Return 17, at UCLA (10.6)

Career

Tackles 15, Michigan State (9.22.07)
 TFL 2.0, vs. Ga. Tech (9.1.07)
 Sacks 1.0, vs. Ga. Tech (9.1.07)
 PBUs 1, at Purdue (10.1.05)
 Interceptions 1, twice
 Longest INT Return 17, at UCLA (10.6.07)

John Carlson

Season
 Receptions 6, at UCLA (10.6)
 Receiving Yards 38, at UCLA (10.6)

Longest Reception 16, Michigan State (9.22)
 Receiving TDs 1, at Purdue (9.29)

Career

Receptions 8, vs. North Carolina (11.4.06)
 Receiving Yards 121, at MSU (9.23.06)
 Receiving TDs 1, six times
 Longest Reception 62, at MSU (9.23.06)

JIMMY CLAUSEN

Season/Career
 Carries 10, at Penn State (9.8)
 Rushing Yards 4, vs. Boston College (10.13)
 Longest Rush 10, at Penn State (9.8)
 Pass Attempts 32, at Penn State (9.8)
 Pass Completions 18, at Purdue (9.29)
 Passing Yards 169, at Purdue (9.29)
 Longest Completion 36, at Purdue (9.29)
 Passing TDs 1, at Purdue (9.29)
 Rushing TDs 1, at UCLA (10.6)

MAURICE CRUM, JR.

Season
 Tackles 16, Michigan State (9.22)
 TFL 1.0, twice
 Sacks 1.0, at UCLA (10.6)
 PBUs 2, at UCLA (10.6)
 Interceptions 2, at UCLA (10.6)
 Forced Fumbles 2, at UCLA (10.6)
 Fumble Recoveries 2, at UCLA (10.6)
 Longest INT Return 33, at UCLA (10.6)
 Longest Fumble Return 34, at UCLA (10.6)
 Fumble Return TD 34, at UCLA (10.6)

Career

Tackles 16, Michigan State (9.22.07)
 TFL 3.0, twice
 QB Hurries 1, five times
 Sacks 1, five times
 Interceptions 2, at UCLA (10.6.07)
 PBUs 2, at UCLA (10.6.07)
 Interceptions 2, at UCLA (10.6.07)
 Forced Fumbles 2, at UCLA (10.6.07)
 Fumble Recoveries 2, at UCLA (10.6.07)
 Longest INT Return 33, at UCLA (10.6.07)
 Longest Fumble Return 34, at UCLA (10.6.07)
 Fumble Return TD 34, at UCLA (10.6.07)

LEO FERRINE

Season
 Tackles 2, at Penn State (9.8)

Career

Tackles 6, vs. BYU (10.22.05)
 TFL 1.0, twice
 Interceptions 1, vs. Syracuse (11.19.05)
 Longest INT Return 16, vs. Syracuse (11.19.05)
 Fumble Recoveries 1, vs. Tenn. (11.5.05)

DAVID GRIMES

Season
 Receptions 5, at Penn State (9.8)
 Receiving Yards 45, at Penn State (9.8)
 Longest Reception 17, at Purdue (9.29)

Career

Receptions 8, vs. UCLA (10.21.06)
 Receiving Yards 79, vs. UCLA (10.21.06)
 Longest Reception 36, vs. Navy (10.28.06)
 Receiving TDs 1, vs. Navy (10.28.06)
 Longest Kickoff Return 50, vs. UNC (11.4.06)
 Kickoff Return Yards 145, vs. Michigan (9.16.06)
 Kickoff Returns 6, vs. Michigan (9.16.06)
 Punt Return Yards 17, vs. Navy (11.12.05)
 Punt Returns 1, vs. Navy (11.12.05)

Longest Punt Return 17, vs. Navy (11.12.05)

D.J. HORD

Season
 Receptions 1, twice
 Receiving Yards 5, vs. Ga. Tech (9.1)
 Longest Reception 5, vs. Ga. Tech (9.1)

Career

Receptions 1, twice
 Receiving Yards 5, vs. Ga. Tech (9.1.07)
 Longest Reception 5, vs. Ga. Tech (9.1.07)
 Longest Kickoff Return 36, vs. Tenn. (11.5.05)
 Kickoff Return Yards 70, vs. Tenn. (11.5.05)
 Kickoff Returns 3, vs. Tenn. (11.5.05)

RAY HERRING

Season
 Tackles 2, vs. Ga. Tech (9.1)
 Fumble Recoveries 2, at Michigan (9.15)

Career

Tackles 9, vs. Stanford (10.7.06)
 PBUs 1, vs. Purdue (9.30.06)
 Fumble Recovery 1, vs. Army (11.18.06)

ROBERT HUGHES

Season/Career
 Longest Kick. Ret. 15, Michigan State (9.22)
 Kick. Ret. Yds 15, vs. Michigan State (9.22)
 Kickoff Returns 2, vs. Ga. Tech (9.1)
 Carries 6, Michigan State (9.22)
 Rushing Yards 33, Michigan State (9.22)
 Longest Rush 17, Michigan State (9.22)
 Rushing TDs 1, Michigan State (9.22)

JUNIOR JABBIE

Season/Career
 Carries 4, at Purdue (9.29)
 Rushing Yards 16, at Purdue (9.29)
 Longest Rush 6, at Purdue (9.29)
 Receptions 4, at Purdue (9.29)
 Receiving Yards 15, at Purdue (9.29)
 Longest Reception 10, at Purdue (9.29)

DUVAL KAMARA

Season/Career
 Receptions 6, at Purdue (9.29)
 Receiving Yards 68, at Purdue (9.29)
 Longest Reception 15, twice
 Receiving TDs 1, at Purdue (9.29)

PAT KUNTZ

Season
 Tackles 8, twice
 TFLs 0.5, at Penn State (9.8)
 PBUs 2, twice

Career

Tackles 8, twice
 TFL 0.5, twice
 Sacks 0.5, at Air Force (11.11.06)
 Fumble Recoveries 1, at Navy (10.28.06)
 PBUs 2, twice

TERRAIL LAMBERT

Season
 Tackles 6, vs. Ga. Tech (9.1)
 Interception 1, at UCLA (10.6)
 Longest INT Return 1, at UCLA (10.6)

Career

Tackles 11, vs. Purdue (9.30.06)
 TFL 1.0, vs. Purdue (9.30.06)
 Interceptions 2, at MSU (9.23.06)

**Notre Dame Player
Career Highs**

Longest INT Return 27, at MSU (9.23.06)
 PBUs 1, twice
 Fumble Recoveries 1, at Air Force (11.11.06)
 Fumbles Forced 1, vs. Purdue (9.30.06)

TREVOR LAWS

Season

Tackles 11, vs. Boston College (10.13)
 TLF 3.0, at Purdue (9.29)
 QB Hurries 2, Michigan State (9.22)
 Fumble Recoveries 1, twice
 PBUs 2, at UCLA (10.6)
 Blocked Kicks 1, twice
 Sacks 1, twice

Career

Tackles 11, twice
 TFL 3.0, at Purdue (9.29.07)
 Sacks 1, seven times
 Interceptions 1, at USC (11.25.06)
 PBUs 2, at UCLA (10.6.07)
 QB Hurries 2, Michigan State (9.22.07)
 Blocked Kicks 1, five times
 Fumble Recoveries 1, three times
 Fumbles Forced 1, twice

KERRY NEAL

Season/Career

Tackles 3, at UCLA (10.6)
 QB Hurries 1, Michigan State (9.22)
 TFL 1.0, Michigan State (9.22)
 Sacks 1.0, Michigan State (9.22)
 Fumble Recovery 1, at UCLA (10.6)
 Longest Fumble Return 11, at UCLA (10.6)

ROBBY PARRIS

Season/Career

Receptions 7, at Purdue (9.29)
 Receiving Yards 94, vs. Boston College (10.13)
 Longest Reception 35, at Penn State (9.8)
 Receiving TD's 1, vs. Boston College (10.13)

GEOFF PRICE

Season

Punts/Game 9, twice
 Punt Yards 403 at Penn State (9.8)
 Punt Average 44.8 at Penn State (9.8)
 Longest Punt 57 at Penn State (9.8)
 Punts Inside 20 3, twice
 Punts 50+ 2, twice

Career

Punts/Game 9, at Penn State (9.8.07)
 Punt Yards 403 at Penn State (9.8.07)
 Punt Average 51.9 vs. Michigan (9.16.06)
 Longest Punt 62 vs. Penn State (9.9.06)
 Punts Inside 20 3, three times
 Punts 50+ 4, vs. LSU (1.3.07)

JOHN RYAN

Season/Career

Tackles 7, at Michigan (9.15)
 TFLs 2.0, at Purdue (9.29)
 PBUs 0.5, at Penn State (9.8)
 Sacks 1.0, twice
 QB Hurries 1, vs. Boston College (10.13)

ASAPH SCHWAPP

Season

Carries 1, four times
 Rushing Yards 4, vs. Boston College (10.13)
 Longest Rush 4, vs. Boston College (10.13)
 Receptions 2, vs. Boston College (10.13)
 Receiving Yards 22, vs. Boston College (10.13)

Longest Reception 15, vs. Boston College (10.13)

Career

Carries 8, vs. BYU (10.22.05)
 Rushing Yards 27, vs. BYU (10.22.05)
 Receptions 2, twice
 Receiving Yards 22, vs. Boston College (10.13.07)
 Longest Reception 15, vs. Boston College (10.13.07)

EVAN SHARPLEY

Season/Career

Carries 10, vs. Ga. Tech (9.1)
 Rushing Yards 0, vs. Boston College (10.13)
 Longest Rush 8, vs. Boston College (10.13)
 Pass Attempts 29, vs. Boston College (10.13)
 Pass Completions 16, at Purdue (9.29)
 Passing Yards 208, at Purdue (9.29)
 Longest Completion 43, at Purdue (9.29)
 Passing TDs 2, at Purdue (9.29)

BRIAN SMITH

Season/Career

Tackles 3, Michigan State (9.22)
 QB Hurries 1, twice
 TFL 1.0, at UCLA (10.6)
 Sacks 1.0, at UCLA (10.6)
 Interceptions 1, vs. Boston College (10.13)
 Longest INT Return 25, vs. Boston College (10.13)
 INT Return TD 25, vs. Boston College (10.13)

DWIGHT STEPHENSON, JR.

Season/Career

Tackles 6, at Michigan (9.15)
 QB Hurries 1, twice
 TFL 2.0, at UCLA (10.6)

GOLDEN TATE

Season/Career

Longest Kickoff Return 40, at Michigan (9.15)
 Kickoff Return Yards 133, at Michigan (9.15)
 Kickoff Returns 5, at Michigan (9.15)
 Receptions 3, at Purdue (9.29)
 Receiving Yards 104, at Purdue (9.29)
 Longest Reception 43, at Purdue (9.29)
 Receiving TDs 1, at Purdue (9.29)

TRAVIS THOMAS

Season

Carries 7, vs. Ga. Tech (9.1)
 Rushing Yards 12, at Penn State (9.8)
 Longest Rush 13, at Michigan (9.15)
 Rushing TDs 1, Michigan State (9.22)

Career

Carries 18, vs. USC (10.15.05)
 Rushing Yards 58, vs. Navy (11.12.05)
 Rushing TDs 1, eight times
 Longest Rush 43, vs. Penn State (9.9.06)
 Receptions 2, at BYU (9.4.04)
 Receiving Yards 28, at BYU (9.4.04)
 Longest Reception 15, at BYU (9.4.04)

BRANDON WALKER

Season/Career

Field Goals 2, at UCLA (10.6)
 Longest FG 48, at UCLA (10.6)

GEORGE WEST

Season

Receptions 4, at Purdue (9.29)
 Receiving Yards 37, at Purdue (9.29)
 Longest Reception 20, vs. Ga. Tech (9.1)

Career

Carries 1, vs. Purdue (9.30.06)

Rushing Yards 11, vs. Purdue (9.30.06)
 Rushing TDs 1, vs. Purdue (9.30.06)
 Receptions 4, at Purdue (9.29.07)
 Receiving Yards 37, at Purdue (9.29.07)
 Longest Reception 20, vs. Ga. Tech (9.1.07)
 Longest Kickoff Return 33, at Ga. Tech (9.2.06)
 Kickoff Return Yards 71, at MSU (9.23.06)
 Kickoff Returns 3, at MSU (9.23.06)
 Punt Return Yards 15, vs. UNC (11.4.06)
 Punt Returns 2, vs. UNC (11.4.06)
 Longest Punt Return 10, vs. UNC (11.4.06)

IAN WILLIAMS

Season/Career

Tackles 4, twice
 TFL 0.5, at Penn State (9.8)

AMBROSE WOODEN

Season

Tackles 6, at UCLA (10.6)

Career

Tackles 12, at Pittsburgh (9.3.05)
 Interceptions 1, twice
 PBUs 2 vs. MSU (9.17.05)
 Fumble Recoveries 1, vs. LSU (1.2.06)
 Fumbles Forced 1, vs. LSU (1.3.07)

WILL YEATMAN

Season/Career

Receptions 1, three times
 Receiving Yards 10, vs. Ga. Tech (9.1)
 Longest Reception 10, vs. Ga. Tech (9.1)

TOM ZBIKOWSKI

Season

Tackles 8, at Michigan (9.15)
 TFL 1.0, at UCLA (10.6)
 Sacks 1.0, at UCLA (10.6)
 Forced Fumbles 2, at Penn State (9.8)
 Punt Return Yards 47, at Penn State (9.8)
 Punt Returns 3, twice
 Longest Punt Return 47, at Penn State (9.8)
 Interceptions 1, at Purdue (9.29)
 Longest INT Return -2, at Purdue (9.29)
 PBUs 1, vs. Boston College (10.13)

Career

Tackles 14, vs. Navy (10.28.06)
 TFL 1.5, at BYU (9.4.04)
 Interceptions 1, six times
 Sacks 1, twice
 PBUs 2, at Washington (9.24.05)
 QB Hurries 2, vs. UCLA (10.21.06)
 Fumble Recoveries 1, twice
 Fumbles Forced 2, twice
 Longest INT Return 83, vs. BYU (10.22.05)
 Longest Fumble Return 75, at MSU (9.18.04)
 Punt Return Yards 118, vs. Tenn. (11.5.05)
 Punt Returns 6, at Stanford (11.25.06)
 Longest Punt Return 78, vs. UT (11.5.05)
 Longest Kickoff Return 28, at USC (11.25.06)
 Kickoff Return Yards 107, at USC (11.25.06)
 Kickoff Returns 5, at USC (11.25.06)
 PBUs 1, vs. Boston College (10.13.07)

**The
Last Time**

NOTRE DAME

RUSHING

Had 400 or more yards:at Boston College, 1996 (426)
 Had 300 or more yards:at Stanford, 2003 (320)
 Had 70 or more rushing attempts:vs. Michigan State, 1991 (76)
 Had 60 or more rushing attempts:vs. West Virginia, 2001 (69)
 Had 50 or more rushing attempts:at Stanford, 2005 (50)
 Had six or more rush TDs:vs. Navy, 1996 (6)
 Had five or more rush TDs:at USC, 2000 (5)
 Had four or more rush TDs:at Purdue, 2005 (4)
 Had two players with 100 rush yards in a game:vs. Stanford, 2002
(Rashon Powers-Neal 108, Ryan Grant 103)

PASSING

Had 500 or more yards:.....at USC, 1970 (526)
 Had 400 or more yards:at Stanford, 2005 (432)
 Had 300 or more yards:at Purdue, 2007 (377)
 Had 40 or more pass attempts:Boston College, 2007 (49)
 Had 30-39 pass attempts:at Penn State, 2007 (32)
 Had 25-29 pass completions:vs. UCLA, 2006 (27)
 Had 20-24 pass completions:vs. USC, 2006 (24)
 Had six passing TDsvs. BYU, 2005 (6)
 Had five passing TDs:at Michigan State, 2006 (5)
 Had four passing TDs:at Air Force, 2006 (4)
 Had three passing TDs:at Purdue, 2007 (3)
 Had five passes intercepted:vs. USC, 1967 (7)
 Had four passes intercepted:at Purdue, 2003 (4)
 Had three passes intercepted:vs. Michigan, 2006 (3)

RECEIVING

Had two players with 100 receiving yards in a game:
at Michigan State, 2006 (John Carlson - 121, Jeff Samardzija - 113)

 Had a player with over 150 receiving yards in a game:
vs. North Carolina, 2006 (Jeff Samardzija - 177)

 Had two players with 10 catches in a game:
vs. BYU, 2005 (Maurice Stovall - 14, Jeff Samardzija - 10)

COMBINATION OFFENSE

Had a 200-yard passer and 100-yard rusher in a game:
vs. Army, 2006 (Brady Quinn - 218 passing, Darius Walker - 162 rushing)

 Had a 100-yard receiver and 100-yard rusher in a game:
 at Air Force, 2006 (Jeff Samardzija - 106 receiving, Darius Walker - 153
 rushing)

TOTAL OFFENSE

Had 600 or more yards total offense:at Stanford, 2005 (663)
 Had 500-599 yards total offense:vs. Navy, 2005 (505)
 Had 400-499 yards total offense:at Purdue, 2007 (426)

Had 85 or more plays total offense:at Stanford, 2005 (88)
 Had 75-84 plays total offense:at Purdue, 2007 (78)

SCORING

Scored 60 or more points:vs. Rutgers, 1996 (62)
 Scored 50-59 points:at Stanford, 2003 (57)
 Scored 40-49 points:vs. Army, 2006 (41)
 Scored 30-39 points:at Air Force, 2006 (39)
 Allowed 60 or more points:Never
 Allowed 50-59 points:at Miami (Fla.), 1985 (58)
 Allowed 40-49 points:LSU, 2007 Sugar Bowl (41)
 Allowed 30-39 points:at Purdue, 2007 (33)
 Was held scoreless:at Michigan, 2007 (38-0)
 Was held scoreless at home:vs. Florida State, 2003 (37-0)
 Was held scoreless on the road:at Michigan, 2007 (38-0)
 Was held without offensive touchdown:at Michigan, 2007 (38-0)
 Held opponent scoreless:vs. Rutgers, 2002 (42-0)
 Held opponent scoreless at home:vs. Rutgers, 2002 (42-0)
 Held opponent scoreless on the road:at Purdue, 1993 (17-0)
 Held opponent without offensive touchdown:at UCLA, 2007 (20-6)

Held opponent scoreless at neutral site:
vs. Maryland (Giants Stadium - East Rutherford, NJ), 2002 (22-0)

Held two opponents scoreless in a season:
2002 vs. Maryland (22-0) vs. Rutgers (42-0)

Held three opponents scoreless in a season:
1976 vs. Purdue (23-0) at Northwestern (49-0), vs. Oregon (41-0)

Held four opponents scoreless in a season:
1966 vs. Army (35-0) vs. North Carolina (32-0), at Oklahoma (38-0),
vs. Pittsburgh (40-0) vs. Duke (64-0), at USC (51-0)

Held five opponents scoreless in a season:
1966 vs. Army (35-0) vs. North Carolina (32-0), at Oklahoma (38-0),
vs. Pittsburgh (40-0) vs. Duke (64-0), at USC (51-0)

Held six opponents scoreless in a season:
1966 vs. Army (35-0) vs. North Carolina (32-0), at Oklahoma (38-0),
vs. Pittsburgh (40-0) vs. Duke (64-0), at USC (51-0)

Had multiple players with multiple TDs in a game:
vs. Army, 2006 (Rhema McKnight - 2, Darius Walker - 2)

TURNOVERS

Did not commit a turnover:at UCLA, 2007
 Committed six or more turnovers:vs. Navy, 1984 (6)
 Committed five turnovers:vs. Michigan, 2006 (5)
 Committed four fumbles lost:vs. Michigan State, 1999 (4)
 Committed three fumbles lost:vs. Georgia Tech, 2007 (3)

**The
Last Time**

Recorded six or more takeaways:at UCLA, 2007 (7)
 Recorded five takeaways:vs. Washington, 2004 (5)
 Returned two or more interceptions for TDs:vs. Stanford, 2002 (2)
(Shane Walton - 18 yards, Courtney Watson - 34 yards)
 Returned an interception for a TD:Boston College, 2007 (1)
(Brian Smith - 25 yards)
 Returned a fumble for a TD:at UCLA, 2007 (1)
(Maurice Crum - 34 yards)

DEFENSE

Held opponent 50 or fewer rushing yards:vs. North Carolina, 2006 (31)
 Held opponent to 100 or fewer passing yards:vs. Army, 2006 (92)
 Held opponent to 201-300 yards total offense:
at UCLA, 2007 (282)
 Held opponent to 200 or fewer yards total offense:.....vs. Army, 2006 (150)
 Intercepted five or more passes:vs. Purdue, 1988 (5)
 Intercepted four passes:at UCLA, 2007 (4)
 Intercepted three passes:at Michigan State, 2004 (3)
 Scored a safety:at Stanford, 2003
 Recorded nine or more sacks:vs. Rutgers, 1996 (9)
 Recorded eight sacks:vs. Pittsburgh, 2003 (8)
 Recorded seven sacks:at Stanford, 2005 (7)
 Recorded six sacks:vs. Navy, 2004 (6)
 Recorded five sacks:at UCLA, 2007 (5)
 Held opponent to 10 or fewer first downs:
vs. North Carolina, 2006 (10)

SPECIAL TEAMS

Returned a punt for a TD:vs. North Carolina, 2006
(Tom Zbikowski, 52 yards)
 Returned a blocked punt for a TD:at Boston College, 2003
(Carlos Campbell, 25 yards)
 Returned a kickoff for a TD:vs. Navy, 2002
(Vontez Duff, 92 yards)
 Returned a blocked FG for a TDat Air Force, 2006
(Terrail Lambert, 76 yards)
 Blocked a punt:vs. USC, 2006 (1)
 Punted 10 or more times:at Penn State, 2007 (10)
 Did not punt:vs. Navy, 2006

 Blocked a field goal:vs. Boston College, 2007
 Had a field goal blocked:at Purdue, 2007
 Blocked a PAT kick:vs. North Carolina, 2006 (2)
 Scored on a blocked PAT attempt:vs. Texas, 1995
 Missed a kicking PAT:at Purdue, 2007
 Had a kicking PAT blocked:at Air Force, 2006 (2)
 Had a punt blocked:vs. Michigan State, 2005

MISCELLANEOUS

Had 30 or more first downs:vs. Purdue, 2006 (33)
 Had 20-29 first downs:at Purdue, 2007 (21)

Was not penalized:at LSU, 1997
 Had 10 or more penalties:at Penn State, 2007 (14)
 Had 120 or more yards in penalties:at Rutgers, 2000 (120)
 Had 35 minutes or more of possession time:vs. Purdue, 2006 (38:01)
 Was involved in a tie game:at USC, 1994 (17-17)
 Was involved in an overtime game:vs. Michigan State, 2005 (L, 41-44)

A NOTRE DAME PLAYER

RUSHING

Rushed for 300 or more yards:Never
 Rushed for 250-299 yards:Julius Jones at Pittsburgh, 2003 (262)
 Rushed for 200-249 yards:Julius Jones at Stanford, 2003 (218)
 Rushed for 175-199 yards:Darius Walker at Stanford, 2005 (186)
 Rushed for 150-174 yards:Darius Walker vs. Army, 2006 (162)
 Rushed for 125-149 yards:Darius Walker LSU, 2007 Sugar Bowl (128)
 Rushed for 100-124 yards: James Aldridge vs. Michigan State, 2007 (117)
 Quarterback rushed for 100 or more yards:Carlyle Holiday
at Boston College, 2001 (109)
 Rushed 40 or more times:Allen Pinkett at LSU, 1984 (40)
 Rushed 35-39 times:Julius Jones, vs. BYU, 2003 (35)
 Rushed 30-34 times:Darius Walker vs. Purdue, 2006 (31)
 Rushed 25-29 times:Darius Walker vs. Stanford, 2006 (25)
 Rushed for four or more TDs:Emmett Mosley vs. Navy, 1994 (4)
 Rushed for three TDs: Darius Walker vs. Ohio State, 2006 Fiesta Bowl (3)
 Rushed for two TDs:Darius Walker, vs. Army, 2006 (2)
 Had a run of 80 yards or more:
Terrance Howard at West Virginia, 2000 (80)
 Had a run of 70-79 yards:Arnaz Battle vs. Kansas, 1999 (74)
 Had a run of 60-69 yards:Brady Quinn vs. USC, 2006 (60)
 Had a run of 50-59 yards:Carlyle Holiday at Air Force, 2002 (53)

PASSING

Passed for 500 or more yards:Joe Theismann at USC, 1970 (526)
 Passed for 400-499 yards:Brady Quinn at Stanford, 2005 (432)
 Passed for 300-399 yards:Brady Quinn vs. North Carolina, 2006 (346)
 Attempted 50 or more passes: Brady Quinn vs. Michigan State, 2005 (60)
 Attempted 40-49 passes:Brady Quinn vs. USC, 2006 (45)
 Attempted 30-39 passes:Jimmy Clausen at Penn State (32)
 Completed 30 or more passes:Brady Quinn vs. BYU, 2005 (32)
 Completed 20-29 passes:Brady Quinn vs. USC, 2006 (24)
 Threw five or more TDs:Brady Quinn at Michigan State, 2006 (5)
 Threw four TDs:Brady Quinn at Air Force, 2006 (4)
 Threw three TDs.....Brady Quinn vs. USC, 2006 (3)
 Threw five or more interceptions:Before 1975
 Threw four interceptions:Brady Quinn at Purdue, 2003 (4)
 Threw three interceptions:Brady Quinn vs. Michigan, 2006 (3)
 Completed a pass of 80 yards or more:
Brady Quinn at Stanford, 2005 (80)
 Completed a pass of 70-79 yards: ..Brady Quinn vs. Tennessee, 2005 (73)
 Completed a pass of 60-69 yards:
Brady Quinn at Michigan State, 2006 (62)

**The
Last Time**

Completed a pass of 50-59 yards:Brady Quinn at Air Force, 2006 (51)

RECEIVING

Caught 15 or more passes:Never
 Caught 10-14 passes:Rhema McKnight vs. Purdue, 2006 (10)
 Caught seven to nine passes: ..Jeff Samardzija vs. LSU, 2007 Sugar Bowl (8)
 Had 200 or more yards receiving:Maurice Stovall vs. BYU, 2005 (207)

Had 175-199 yards receiving:
Jeff Samardzija vs. North Carolina, 2006 (177)
 Had 150-174 yards receiving:Jeff Samardzija vs. BYU, 2005 (152)
 Had 100-149 yards receiving:Golden Tate at Purdue, 2007 (104)
 Caught four or more TDs:Maurice Stovall vs. BYU, 2005 (4)
 Caught three TDs:Maurice Stovall vs. Navy, 2005 (3)
 Caught two TDs:Rhema McKnight vs. Army, 2006 (2)

TOTAL OFFENSE

Had 500 or more yards total offense:Joe Theismann at USC, 1970 (512)
 Had 400-499 yards total offense:Brady Quinn vs. BYU, 2005 (457)
 Had 100 yards both passing and rushing:
Jarious Jackson vs. Oklahoma, 1999 (276 passing, 107 rushing)

SCORING

Accounted for four or more touchdowns:
Brady Quinn at Air Force, 2006 (4 passing)

 Accounted for three touchdowns:
Brady Quinn at USC, 2006 (3 passing)

DEFENSE

Intercepted three or more passes: ..Shane Walton vs. Maryland, 2002 (3)
 Intercepted two passes:Maurice Crum, Jr. at UCLA, 2007 (2)
 Recovered three or more fumbles:Never
 Forced two fumbles:Maurice Crum, Jr. at UCLA, 2007 (2)
 Recovered two fumbles:Maurice Crum, Jr. at UCLA, 2007 (2)
 Recorded 15 or more tackles: ..Maurice Crum vs. Michigan St., 2007 (16)
David Bruton vs. Michigan St., 2007 (15)
 Recorded 10-14 tackles:Joe Brockington vs. Boston College, 2007 (13)
Trevor Laws vs. Boston College, 2007 (11)

SPECIAL TEAMS

Scored 15 or more points kicking:D.J. Fitzpatrick vs. BYU, 2003 (15)
 Scored 10-14 points kicking:Carl Gioia vs. PSU, 2006 (11)
 Kicked five or more field goals:
Nicholas Setta vs. Washington State, 2003 (5)
 Kicked four field goals:D.J. Fitzpatrick vs. BYU, 2003 (4)
 Kicked two field goals of 50 or more yards:Never
 Kicked a field goal of 50 or more yards:Nicholas Setta
vs. Maryland, 2002 (51)
 Kicked a punt 70 or more yards:.....Jim Yoder vs. Texas, 1971 (71)
 Kicked a punt 60-69 yards:Geoffrey Price vs. PSU, 2006 (62)

Punted 10 or more times:D.J. Fitzpatrick at Tennessee, 2004 (10)
 Totaled 175 or more kickoff return yards:
Raghib Ismail at Michigan, 1989 (192)
 Totaled 100 or more punt return yards:
Tom Zbikowski vs. Tennessee, 2005 (118)

AN OPPOSING TEAM

RUSHING

Had 400 or more yards:Pittsburgh, 1975 (411)
 Had 300-399 yards:Stanford, 1997 (322)
 Had 50 or more rushing attempts:Michigan, 2007 (61)
 Had five or more rush TDs:USC, 2005 (5)
 Had four rush TDs:Michigan, 2003 (4)
 Had two or more players with 100 rush yards in a game: Stanford, 1997
(Anthony Bookman - 142, Mike Mitchell - 135)

PASSING

Had 400 or more yards:Washington, 2005 (408)
 Had 300-399 yards:LSU, 2007 Sugar Bowl (332)
 Had 60 or more pass attempts:Tennessee, 1990 (60)
 Had 50-59 pass attempts:Purdue, 2005 (58)
 Had 40-49 pass attempts:Boston College, 2007 (49)
 Had 30 or more pass completions:Boston College, 2007 (32)
 Had five or more passing TDs:USC, 2004 (5)
 Had four passing TDs:Michigan State, 2007 (4)
 Had three passing TDs:Michigan, 2007 (3)

RECEIVING

Had two players with 100 receiving yards in a game:USC, 2003
(Mike Williams 112, Keary Colbert 120)

TOTAL OFFENSE

Had 600 or more yards total offense:Ohio State, 2006 Fiesta Bowl (617)
 Had 500-599 yards total offense:LSU, 2007 Sugar Bowl (577)
 Had 400-499 yards total offense:Boston College, 2007 (459)
 Had 80 or more plays:Boston College, 2007 (83)
 Had 75-79 plays:UCLA, 2007 (75)

SCORING

Scored 60 or more points:Never
 Scored 50-59 points:Miami (Fla.), 1985 (58)
 Scored 40-49 points:LSU, 2007 Sugar Bowl (41)
 Scored 30-39 points:Purdue, 2007 (33)
 Scored a two-point conversion:Tennessee, 2005

TURNOVERS

Did not commit a turnover:Georgia Tech, 2007
 Had three or more fumbles lost:Washington, 2004 (4)
 Intercepted five or more passes:USC, 1967 (7)
 Intercepted four passes:Purdue, 2003 (4)
 Intercepted three passes:Michigan, 2006 (3)

**The
Last Time**

Returned an interception for a TD:Michigan, 2006
(Preston Burgess - 31 yards)
 Returned a fumble for a TD:Michigan, 2006
(LaMarr Woodley - 54 yards)

DEFENSE

Held ND to 10 or fewer first downs:Michigan State, 2007 (9)
 Scored a safety:LSU, 1998
 Held ND to 50 or fewer rushing yards:Boston College, 2007 (27)
 Held ND to 101-200 passing yards:Boston College, 2007 (195)
 Held ND to 100 or fewer passing yards:UCLA, 2007 (94)
 Held ND to 201-300 yards total offense:Boston College, 2007 (222)
 Held ND to 200 or fewer yards total offense:UCLA, 2007 (140)

SPECIAL TEAMS

Returned a punt for a TD: Penn State, 2007 (Derrick Williams - 78 yards)
 Returned a blocked punt for a TD:Michigan State, 2004
(Jerramy Scott - 0 yards)
 Returned a kickoff for a TD:USC, 2006 (Brian Cushing - 42 yards)
 Punted 10 or more times:Rutgers, 2002 (10)
 Did not punt:Miami (Fla.), 1985
 Missed a kicking PAT:USC, 2006

MISCELLANEOUS

Had 30 or more first downs:LSU, 2007 Sugar Bowl (31)
 Had 20-29 first downs:at Purdue, 2007 (27)
 Had 10 or more penalties:Boston College, 2007 (15)
 Had 100 or more yards in penalties:Boston College, 2007 (131)
 Had 35 minutes or more of possession time: Boston College, 2007 (39:03)
 Had one 100-yard receiver and one 100-yard rusher:USC, 2006
(C.J. Cable, 107 rushing, Dwayne Jarrett, 132 receiving)

AN OPPOSING PLAYER

RUSHING

Rushed for 300 or more yards:Tony Dorsett, Pittsburgh, 1975 (303)
 Rushed for 200-299 yards:Rondell Mealey, LSU, 1997 (222)
 Rushed for 150-199 yards:Mike Hart, Michigan, 2007 (187)
 Rushed for 100-149 yards:Kory Sheets, Purdue, 2007 (141)
 Rushed 40 or more times:Craig Heyward, Pittsburgh, 1987 (42)
 Rushed 30-39 times:Mike Hart, Michigan, 2007 (35)
 Rushed 25-29 times:Kory Sheets, Purdue, 2007 (27)
 Rushed for five or more TDs:.....Walter Reyes, Syracuse, 2003 (5)
 Rushed for four TDs:Walter Reyes, Syracuse, 2003 (5)
 Rushed for three TDs:Reggie Bush, USC, 2005 (3)
 Rushed for two TDs:Andre Callender, Boston College, 2007 (2)

Had a run of 80 yards or more:
Sherman Lewis, Michigan State, 1963 (85)
 Had a run of 70-79 yards:.....Walter Reyes, Syracuse, 2003 (71)
 Had a run of 60-69 yards:..Ted Ginn Jr., Ohio State, 2006 Fiesta Bowl (68)
 Had a run of 50-59 yards:L.V. Whitworth, Boston College, 2005 (52)

PASSING

Passed for 500 or more yards:Never
 Passed for 400-499 yards:Matt Leinart, USC, 2004 (400)
 Passed for 300-399 yards: JaMarcus Russell, LSU, 2007 Sugar Bowl (332)
 Attempted 60 or more passes:Andy Kelly, Tennessee, 1990 (60)
 Attempted 50-59 passes:Kyle Orton, Purdue, 2001 (52)
 Attempted 40-49 passes:Matt Ryan, Boston College, 2007 (49)
 Completed 30 or more passes:Matt Ryan, Boston College, 2007 (32)
 Completed 20-29 passes:JaMarcus Russell, LSU, 2007 Sugar Bowl (21)
 Threw five or more TDs:Matt Leinart, USC, 2004 (5)
 Threw four TDs:Brian Hoyer, Michigan State, 2007 (4)
 Threw three TDs:Ryan Mallett, Michigan, 2007 (3)
 Completed a pass of 90 yards or more:Kyle Orton, Purdue, 2004 (97)
 Completed a pass of 80-89 yards:Curtis Painter, Purdue, 2006 (88)
 Completed a pass of 70-79 yards: ...Joe Dailey, North Carolina, 2006 (72)
 Completed a pass of 60-69 yards:Chad Henne, Michigan, 2006 (69)
 Completed a pass of 50-59 yards:Anthony Morelli, Penn State (51)

RECEIVING

Caught 10 or more passes: ..Andre Callender, Boston College, 2007 (10)
 Caught seven to nine passes:Rich Gunnell, Boston College, 2007 (7)
 Had 200 or more yards receiving:Selwyn Lymon, Purdue, 2006 (238)
 Had 150-199 yards receiving: Hakeem Nicks, North Carolina, 2006 (171)
 Had 100-149 yards receiving: . Early Doucet, LSU, 2007 Sugar Bowl (115)
 Caught three or more TD passes:Dwayne Jarrett, USC, 2006 (3)
 Caught two TD passes:Kellen Davis, Michigan State, 2007 (2)

SCORING

Accounted for five or more touchdowns:Matt Leinart, USC, 2004
(5 passing)
 Accounted for four touchdowns:Matt Trannon, Michigan State, 2005
(3 receiving, 1 rushing)
 Accounted for three touchdowns:
Andre Callender, Boston College (2 rushing, 1 receiving)

DEFENSE

Intercepted three or more passes:Rod Johnson, N.C. State, 2003 (3)
 Intercepted two passes:Preston Burgess, Michigan, 2006 (2)
 Recorded three or more sacks:Bruce Davis, UCLA, 2007 (3.0)
 Recorded two sacks:Jonal Saint-Dic, Michigan State, 2007 (2)

SPECIAL TEAMS

Kicked four or more field goals:Garrett Rivas, Michigan, 2004 (4)
 Kicked a field goal 50 or more yards:Matt Payne, BYU, 2004 (53)
 Kicked a punt of 65 or more yards: ...Jared Armstrong, Purdue, 2006 (69)
 Totaled 100 or more kick return yards: ..Karl Whittaker, Navy, 2005 (159)

The Charlie Weis
Record Book

TEAM RECORDS - OFFENSE

most points in a game

49	BYU	10.22.05
49	at Purdue	10.1.05
45	North Carolina	11.4.06
42	Navy	11.12.05
42	at Pittsburgh	9.3.05
41	Penn State	9.9.06
41	Tennessee	11.5.05
41	Michigan State	9.17.05
41	Army	11.18.06
40	at Michigan State	9.23.06

most points in a half

35 (1st)	at Pittsburgh	9.3.05
31 (1st)	North Carolina	11.4.06
28 (1st)	at Purdue	10.1.05
28 (2nd)	BYU	10.22.05
28 (1st)	Navy	11.12.05
28 (1st)	Purdue	9.30.06
27 (1st)	at Air Force	11.11.06
26 (2nd)	at Michigan State	9.23.06
24 (2nd)	at Washington	9.24.05
24 (2nd)	at Stanford	11.26.05

most points in a quarter

28 (2nd)	at Pittsburgh	9.3.05
21 (2nd)	Navy	11.12.05
21 (3rd)	BYU	10.22.05
21 (2nd)	at Purdue	10.1.05
20 (2nd)	Army	11.18.06
20 (4th)	Tennessee	11.5.05
20 (1st)	at Air Force	11.11.06
19 (4th)	at Michigan State	9.23.06
18 (4th)	at Stanford	11.26.05
17 (3rd)	at UCLA	10.6.07
17 (2nd)	North Carolina	11.4.06
17 (2nd)	Penn State	9.9.06
17 (4th)	at Washington	9.24.05

margin of victory

32	Army	11.18.06
26	BYU	10.22.05
24	Syracuse	11.19.05
24	Penn State	9.9.06
24	vs. Navy	10.28.06
22	at Air Force	11.11.06
21	at Pittsburgh	9.3.05
21	at Purdue	10.1.05
21	Navy	11.12.05
21	Stanford	10.7.06

fewest points in a game

0	at Michigan	9.15.07
3	Georgia Tech	9.1.07
10	at Penn State	9.8.07
14	Boston College	10.13.07
14	Michigan State	9.22.07
14	at Georgia Tech	9.2.06
14	vs. LSU	1.3.07
17	at Michigan	9.10.05
19	at Purdue	9.29.07
20	vs. OSU	1.2.06
20	UCLA	10.21.06
20	at UCLA	10.6.07

fewest points in a half

0 (1st)	Boston College	10.13.07
0 (1st)	at Purdue	9.29.07
0 (2nd)	Michigan State	9.22.07
0 (1st)	at Michigan	9.15.07
0 (2nd)	at Michigan	9.15.07
0 (1st)	Georgia Tech	9.1.07
0 (2nd)	vs. LSU	1.3.07
3 (1st)	at UCLA	10.6.07
3 (2nd)	at Penn State	9.8.07
3 (2nd)	Georgia Tech	9.1.07

3 (2nd)	at Michigan	9.10.05
---------	-------------	---------

most rushing yards in a game

275	at Pittsburgh	9.3.05
233	at Washington	9.24.05
231	at Stanford	11.26.05
221	Army	11.18.06
221	Navy	11.12.05
204	Stanford	10.7.06
176	vs. Navy	10.28.06
176	at Air Force	11.11.06
153	at Purdue	10.1.05
153	USC	11.15.05

fewest rushing yards in a game

-8	Georgia Tech	9.1.07
-6	at Michigan	9.15.07
0	at Penn State	9.8.07
4	Michigan	9.16.06
27	Boston College	10.13.07
41	UCLA	10.21.06
44	BYU	10.22.05
46	at UCLA	10.6.07
47	at Michigan State	9.23.06
48	Tennessee	11.5.05

most carries

52	USC	11.15.05
50	at Stanford	11.26.05
50	at Purdue	10.1.05
50	at Pittsburgh	9.3.05
47	at Washington	9.24.05
44	at Michigan	9.10.05
43	Purdue	9.30.06
41	Georgia Tech	9.1.07
40	at Georgia Tech	9.2.06
39	Navy	11.12.05
39	Stanford	10.7.06

highest average gain per rush (20 rushes)

6.5	at Air Force	11.11.06	27-176
6.3	Army	11.18.06	35-221
5.7	Navy	11.12.05	39-221
5.5	at Pittsburgh	9.3.05	50-275
5.2	Stanford	10.7.06	39-204
5.0	at Washington	9.24.05	47-233
4.8	vs. Navy	10.28.06	37-176
4.6	at Stanford	11.26.05	50-231
4.6	vs. LSU	1.3.07	31-143
4.2	at USC	11.25.06	31-130

most rushing TDs scored

4	at Purdue	10.1.05
4	at Pittsburgh	9.3.05
3	vs Ohio State	1.2.06
3	at Washington	9.24.05
3	Purdue	9.30.06
3	Army	11.18.06
2	Michigan State	9.22.07
2	Navy	11.12.05
2	at Stanford	11.26.05
2	USC	11.15.05
2	at Georgia Tech	9.2.06
2	vs. Navy	10.28.06

most passes attempted

60	Michigan State	9.17.05
52	at Purdue	9.29.07
49	Boston College	10.13.07
49	Michigan	9.16.06
45	UCLA	10.21.06
45	vs Ohio State	1.2.06
45	at USC	11.25.06
41	BYU	10.22.05
39	at Purdue	10.1.05
38	Syracuse	11.19.05
38	at Stanford	11.26.05

38	Stanford	10.7.06
38	at Georgia Tech	9.2.06
38	Purdue	9.30.06

most passes completed

34	at Purdue	9.29.07
33	Michigan State	9.17.05
32	BYU	10.22.05
30	at Purdue	10.1.05
29	vs Ohio State	1.2.06
29	Purdue	9.30.06
27	UCLA	10.21.06
27	Stanford	10.7.06
25	at Stanford	11.26.05
25	Penn State	9.9.06
25	Michigan	9.16.06
25	at Washington	9.24.05

highest completion percentage (10 passes)

78.0	BYU	10.22.05	32-41
76.9	at Purdue	10.1.05	30-39
76.3	Purdue	9.30.06	29-38
73.7	at Air Force	11.11.06	14-19
73.3	Army	11.18.06	22-30
72.0	vs. Navy	10.28.06	18-25
71.1	Stanford	10.7.06	27-38
71.0	Navy	11.12.05	22-31
69.4	Penn State	9.9.06	25-36
68.2	Georgia Tech	9.1.07	15-22

most passing yards

487	Michigan State	9.17.05
468	at Purdue	10.1.05
467	BYU	10.22.05
432	at Stanford	11.26.05
377	at Purdue	9.29.07
346	North Carolina	11.4.06
327	at Washington	9.24.05
319	at Michigan State	9.23.06
316	Purdue	9.30.06
304	UCLA	10.21.06

most passing ypa (10 attempts)

12.0	at Purdue	10.1.05	39-468
11.8	vs. Navy	10.28.06	25-295
11.4	BYU	10.22.05	41-467
11.4	at Stanford	11.26.05	38-432
10.9	at Air Force	11.11.06	19-207
9.4	North Carolina	11.4.06	37-346
9.2	Navy	11.12.05	31-284
8.9	Tennessee	11.5.05	33-295
8.9	at Michigan State	9.23.06	36-319
8.8	at Washington	9.24.05	37-327

most passing yards per comp. (5 completions)

17.3	at Stanford	11.26.05	25-432
16.4	vs. Navy	10.28.06	18-295
15.9	at Michigan State	9.23.06	20-319
15.6	at Purdue	10.1.05	30-468
15.0	North Carolina	11.4.06	23-346
14.8	Michigan State	9.17.05	33-487
14.8	Tennessee	11.5.05	20-295
14.8	at Air Force	11.11.06	14-207
14.6	BYU	10.22.05	32-467
13.9	USC	11.15.05	19-264

most touchdown passes

6	BYU	10.22.05
5	Michigan State	9.17.05
5	at Michigan State	9.23.06
4	at Air Force	11.11.06
4	North Carolina	11.4.06
4	Navy	11.12.05
3	Army	11.18.06
3	Tennessee	11.5.05
3	at Stanford	11.26.05
3	at Purdue	10.1.05

The Charlie Weis
Record Book

3	Stanford	10.7.06
3	Penn State	9.9.06
3	Michigan	9.16.06
3	vs. Navy	10.28.06
3	at USC	11.25.06
3	at Purdue	9.29.07

most passes had intercepted

3	Michigan	9.16.06
2	Boston College	10.13.07
2	at Stanford	11.26.05
2	at Purdue	10.1.05
2	vs. LSU	1.3.07
2	at Michigan	9.15.07
2	at Purdue	9.29.07
1	Seven Times	

highest passing efficiency rating (11 attempts)

234.7	at Air Force	11.11.06
222.0	BYU	10.22.05
210.7	vs. Navy	10.28.06
192.9	at Purdue	10.1.05
184.1	Navy	11.12.05
176.8	at Stanford	11.26.05
176.4	North Carolina	11.4.06
170.3	at Michigan State	9.23.06
165.7	Tennessee	11.5.05
163.9	Penn State	9.9.06

most total offense plays

98	Michigan State	9.17.05	38r,60p
89	at Purdue	10.1.05	50r,39p
88	at Stanford	11.26.05	50r,38p
87	USC	11.15.05	52r,35p
84	at Washington	9.24.05	47r,37p
81	Purdue	9.30.06	43r,38p
80	UCLA	10.21.06	35r,45p
78	at Georgia Tech	9.2.06	40r,38p
78	at Purdue	9.29.07	26r,52p
77	Stanford	10.7.06	39r,38p
77	at Pittsburgh	9.3.05	50r,27p

most total offense yards gained

663	at Stanford	11.26.05	231r,432p
621	at Purdue	10.1.05	153r,468p
594	Michigan State	9.17.05	107r,487p
560	at Washington	9.24.05	233r,327p
511	BYU	10.22.05	44r,467p
505	Navy	11.12.05	221r,284p
502	at Pittsburgh	9.3.05	275r,227p
471	vs. Navy	10.28.06	176r,295p
454	Purdue	9.30.06	138r,316p
452	North Carolina	11.4.06	106r,346p

highest average gain per play

8.3	at Air Force	11.11.06	46-383
8.0	BYU	10.22.05	64-511
7.6	vs. Navy	10.28.06	62-471
7.5	at Stanford	11.26.05	88-663
7.2	Navy	11.12.05	70-505
7.0	at Purdue	10.1.05	89-621
6.9	at Michigan State	9.23.06	53-366
6.8	Army	11.18.06	65-439
6.7	at Washington	9.24.05	84-560
6.5	at Pittsburgh	9.3.05	77-502

most all-purpose yards gained

794	at Stanford	11.26.05
716	Michigan State	9.17.05
698	BYU	10.22.05
683	at Purdue	10.1.05
646	North Carolina	11.4.06
622	at Washington	9.24.05
605	Tennessee	11.5.05
577	Navy	11.12.05
560	at Pittsburgh	9.3.05
562	at Purdue	9.29.07

most all-purpose attempts

85	at Stanford	11.26.05
84	at Purdue	10.1.05
81	USC	11.15.05
78	Michigan State	9.17.05
76	at Washington	9.24.05
76	Purdue	9.30.06
72	at Pittsburgh	9.3.05
71	Stanford	10.7.06
69	at Georgia Tech	9.2.06
68	UCLA	10.21.06
68	vs. Navy	10.28.06

most touchdowns scored

7	at Purdue	10.1.05
7	BYU	10.22.05
6	Army	11.18.06
6	at Air Force	11.11.06
6	North Carolina	11.4.06
6	Navy	11.12.05
6	at Pittsburgh	9.3.05
6	at Michigan State	9.23.06
5	Tennessee	11.5.05
5	at Stanford	11.26.05
5	Penn State	9.9.06
5	Michigan State	9.17.05
5	Purdue	9.30.06
5	vs. Navy	10.28.06

most first downs in a game

33	at Pittsburgh	9.3.05
33	Purdue	9.30.06
32	at Purdue	10.1.05
31	Michigan State	9.17.05
31	at Washington	9.24.05
30	at Stanford	11.26.05
29	Navy	11.12.05
29	Stanford	10.7.06
28	USC	11.15.05
27	BYU	10.22.05

fewest first downs in a game

9	Michigan State	9.22.07
9	at Penn State	9.8.07
10	at Michigan	9.15.07
12	at UCLA	10.6.07
13	Georgia Tech	9.1.07
13	at Michigan State	9.23.06
14	Boston College	10.13.07
14	Michigan	9.16.06
14	Tennessee	11.5.05
17	at Michigan	9.16.06
17	vs. LSU	1.3.07

most time of possession

38:40	USC	11.15.05
38:01	Purdue	9.30.06
36:56	at Washington	9.24.05
36:03	at Purdue	10.1.05
35:49	Michigan State	9.17.05
35:25	at Georgia Tech	9.2.06
34:35	at Stanford	11.26.05
34:40	Stanford	10.7.06
34:14	UCLA	10.21.06
33:11	Penn State	9.9.06

least time of possession

20:57	Boston College	10.13.07
21:25	at Air Force	11.11.06
24:21	at Michigan State	9.23.06
26:00	at Penn State	9.8.07
26:04	Michigan	9.16.06
26:16	at Michigan	9.15.07
26:21	BYU	10.22.05
26:31	Michigan State	9.22.07
26:54	at Purdue	9.29.07
28:11	Army	11.18.06

most third down conversions

10	at Purdue	10.1.05
10	USC	11.15.05
10	at Pittsburgh	9.3.05
9	Navy	11.12.05
9	vs. Ohio State	1.2.06
8	vs. LSU	1.3.07
8	North Carolina	11.4.06
8	BYU	11.12.05
8	at Stanford	11.26.05
8	Purdue	9.30.06
7	at USC	11.25.06
7	Tennessee	11.5.05
7	at Georgia Tech	9.2.06
7	Stanford	10.7.06

fewest third down conversions

1	at Michigan State	9.23.06
2	at Penn State	9.8.07
2	Michigan	9.16.06
3	at UCLA	10.6.07
3	at Air Force	11.11.06
4	at Michian	9.15.07
4	UCLA	10.21.06
4	at Michigan	9.10.05
5	Penn State	9.9.06
5	UCLA	10.28.06
5	Georgia Tech	9.1.07
5	at Purdue	9.29.07

most fourth down conversions

4	at Purdue	9.29.07
4	UCLA	10.21.06
4	Penn State	9.9.06
3	vs. Navy	10.28.06
3	Michigan State	9.17.05
2	at USC	11.25.06
2	at Georgia Tech	9.2.06
2	Syracuse	11.19.05
2	at Michigan State	9.23.06
2	Purdue	9.30.06
2	Georgia Tech	9.1.07

TEAM RECORDS - SPECIAL TEAMS

most punts

10	at Penn State	9.8.07
9	at UCLA	10.6.07
9	at Michigan	9.10.05
9	Michigan State	9.22.07
7	at Michigan	9.15.07
7	Georgia Tech	9.1.07
7	UCLA	10.21.06
7	Michigan	9.16.06
7	at Michigan State	9.23.06
6	Boston College	10.13.07
6	vs. Ohio State	1.2.06

most punt returns

6	at Stanford	11.26.05
5	North Carolina	11.4.06
4	USC	11.15.05
4	at Georgia Tech	9.2.06
3	Boston College	10.13.07
3	at Michigan	9.15.07
3	Army	11.18.06
3	Tennessee	11.5.05
3	Syracuse	11.19.05
2	at UCLA	10.6.07
2	UCLA	10.21.06
2	Navy	11.12.05
2	BYU	10.22.05
2	Penn State	9.9.06
2	Michigan State	9.17.05
2	at Washington	9.24.05
2	vs. Navy	10.28.06

**The Charlie Weis
Record Book**

most punt return yards

118	Tennessee	11.5.05
87	USC	11.15.05
84	North Carolina	11.4.06
34	Boston College	10.13.07
34	at Stanford	11.26.05
31	at Washington	9.24.05
30	at Georgia Tech	9.2.06
26	at Michigan	9.15.07
25	Navy	11.12.05
25	at Michigan State	9.23.06

highest avg. gain per punt return (2 returns)

39.3	Tennessee	11.5.05	3-118
21.8	USC	11.15.05	4-87
16.8	North Carolina	11.4.06	5-84
15.5	at Washington	9.24.05	2-31
12.5	Navy	11.12.05	2-25
11.3	Boston College	10.13.07	3-34
11.0	Michigan State	9.17.05	2-22
8.7	at Michigan	9.15.07	3-26
7.5	BYU	10.22.05	2-15
7.5	at Georgia Tech	9.2.06	4-30

most kick returns

8	Georgia Tech	9.1.07
8	at Purdue	9.29.07
7	Michigan	9.16.06
7	at USC	11.25.06
6	vs. LSU	1.3.07
5	Michigan State	9.22.07
5	at Michigan	9.15.07
5	BYU	10.22.05
4	Boston College	10.13.07
4	at Penn State	9.8.07
4	North Carolina	11.4.06
4	Navy	11.12.05
4	at Stanford	11.26.05
4	USC	11.15.05
4	Michigan State	9.17.05
4	at Michigan State	9.23.06

most kick return yards

158	Michigan	9.16.06
142	at USC	11.25.06
133	at Michigan	9.15.07
132	at Purdue	9.29.07
128	vs. LSU	1.3.07
112	Georgia Tech	9.1.07
110	North Carolina	11.4.06
101	at Penn State	9.8.07
100	Michigan State	9.22.07
99	at Michigan State	9.23.06

highest avg. gain per kick return (2 returns)

39.5	at Georgia Tech	9.2.06	2-79
31.0	at Purdue	10.1.05	2-62
27.5	North Carolina	11.4.06	4-110
26.6	at Michigan	9.15.07	5-133
25.3	at Penn State	9.8.07	4-101
24.8	at Michigan State	9.23.06	4-99
24.3	at UCLA	10.6.07	3-73
24.2	at Stanford	11.26.05	4-97
23.5	Army	11.18.06	2-47
23.3	Tennessee	11.5.05	3-70

TEAM RECORDS - DEFENSE**most fumble returns for TD**

1	Penn State	9.9.06
1	at UCLA	10.6.07

most fumble return yards

34	at UCLA	10.6.07
25	Penn State	9.9.06

most interception returns for TD

1	Michigan State	9.23.06
---	----------------	---------

1	at Penn State	9.8.07
1	Boston College	10.13.07

most interception returns

4	at UCLA	10.6.07
2	at Purdue	9.29.07
2	at USC	11.25.06
2	Army	11.18.06
2	Tennessee	11.5.05
2	USC	11.15.05
2	BYU	10.22.05
2	at Michigan State	9.23.06
1	14 times	

most interception return yards

86	BYU	10.22.05
74	Tennessee	11.5.05
73	at Penn State	9.8.07
64	at UCLA	10.6.07
51	Michigan	9.16.06
27	at Michigan	9.10.05
27	at Michigan State	9.23.06
25	Boston College	10.13.07
20	vs. LSU	1.3.07
16	Syracuse	11.19.05

highest average gain per int return (2 returns)

43.0	BYU	10.22.05	2-86
37.0	Tennessee	11.5.05	2-74
16.0	at UCLA	10.6.07	4-64
13.5	at Michigan State	9.23.06	2-27
6.5	USC	11.15.05	2-13
0.5	Army	11.18.06	2-1
0.0	at USC	11.25.06	2-0

most tackles

109	at Air Force	11.11.06	45-64
97	Navy	11.12.05	29-68
87	Michigan State	9.22.07	35-52
87	BYU	10.22.05	42-45
85	at Michigan	9.15.07	51-34
85	Michigan	9.16.06	31-54
80	Boston College	10.13.07	48-32
80	vs. Navy	10.28.06	42-38
77	at Penn State	9.8.07	39-38
76	Georgia Tech	9.1.07	36-40

most quarterback sacks

7.0	at Stanford	11.26.05
5.0	at UCLA	10.6.07
5.0	Stanford	10.7.06
5.0	at Pittsburgh	9.3.05
4.0	North Carolina	11.4.06
4.0	vs. Navy	10.28.06
3.0	Army	11.18.06
3.0	UCLA	10.21.06
3.0	Tennessee	11.5.05
3.0	Syracuse	11.19.05
3.0	BYU	10.22.05
3.0	at Michigan State	9.23.06
3.0	at Washington	9.24.05

most tackles for loss

12.0	Syracuse	11.19.05
11.0	Tennessee	11.5.05
10.0	at Stanford	11.26.05
9.0	at UCLA	10.6.07
9.0	Michigan State	9.17.05
8.0	Army	11.18.06
8.0	North Carolina	11.4.06
8.0	UCLA	10.21.06
8.0	at Pittsburgh	9.3.05
8.0	Michigan	9.16.06

most fumbles forced

3	at UCLA	10.6.07
3	Penn State	9.9.06

3	Michigan State	9.17.05
2	at Penn State	9.8.07
2	Tennessee	11.5.05
2	at Pittsburgh	9.3.05
2	at Michigan State	9.23.06
2	at Washington	9.24.05
1	12 Times	

most fumbles recovered

3	at UCLA	10.6.07
2	at Michigan	9.15.07
2	at Penn State	9.8.07
2	vs Ohio State	1.2.06
2	Penn State	9.9.06
2	Michigan State	9.17.05
2	at Washington	9.24.05
1	12 Times	

most pass breakups

9	at Michigan	9.10.05
7	at UCLA	10.6.07
6	Purdue	9.30.06
6	at Purdue	10.1.05
5	Tennessee	11.5.05
5	at Pittsburgh	9.3.05
5	Penn State	9.9.06
5	at Washington	9.24.05
4	Boston College	10.13.07
4	Michigan State	9.22.07
4	at USC	11.25.06
4	vs. LSU	1.3.07

most blocked kicks

2	North Carolina	11.4.06
2	vs. Ohio State	1.2.06
2	Syracuse	11.19.05
1	Eight Times	

INDIVIDUAL RECORDS - OFFENSE**most rushing attempts**

35	Walker, at Stanford (11.26.05)
31	Walker, Purdue (9.30.06)
26	Walker, Syracuse (11.19.05)
26	Walker, at Michigan (9.10.05)
26	Walker, Michigan State (9.17.05)
25	Walker, Stanford (10.7.06)
24	Walker, Army (11.18.06)
23	Walker, at Purdue (10.1.05)
22	Aldridge, at UCLA (10.6.07)
22	Walker, at Georgia Tech (9.2.06)
22	Walker, vs. LSU (1.3.07)

most rushing yards

186	Walker, at Stanford (11.26.05)
162	Walker, Army (11.18.06)
153	Walker, Stanford (10.7.06)
153	Walker, at Air Force (11.11.06)
146	Walker, Purdue (9.30.06)
128	Walker, at Washington (9.24.05)
128	Walker, vs. LSU (1.3.07)
123	Walker, Syracuse (11.19.05)
118	Walker, Navy (11.12.05)
116	Walker, Michigan State (9.17.05)

highest average gain per rush (10 carries)

10.2	Walker, at Air Force (11.11.06)	15-153
6.8	Walker, Army (11.18.06)	24-162
6.7	Quinn, at USC (11.25.06)	11-74
6.2	Walker, Navy (11.12.05)	19-118
6.1	Walker, Stanford (10.7.06)	25-153
6.1	Walker, at Washington (9.24.05)	21-128
5.8	Aldridge, vs. Michigan State (9.22.07)	18-104
5.8	Walker, vs. LSU (1.3.07)	22-128
5.6	Walker, vs Ohio State (1.2.06)	16-90
5.3	Walker, at Stanford (11.26.05)	35-186
5.3	Thomas, Navy (11.12.05)	11-58

The Charlie Weis
Record Book

most rushing touchdowns

3	Powers-Neal, at Pittsburgh (9.3.05)
3	Walker, vs Ohio State (1.2.06)
2	Walker, Army (11.18.06)
2	Powers-Neal, at Purdue (10.1.05)
1	28 times

longest rush from scrimmage

60	Quinn, at USC (11.25.06)
43	Aldridge, Michigan State (9.22.07)
43	Thomas, Penn State (9.9.06)
39	Walker, at Air Force (11.11.06)
38	Walker, at Stanford (11.26.05)
37	Walker, Syracuse (11.19.05)
35	Walker, vs. LSU (1.3.07)
32	Walker, Stanford (10.7.06)
22	Walker, Army (11.18.06)
22	Wolke, at Pittsburgh (9.3.05)

most passing attempts

60	Quinn, Michigan State (9.17.05)
48	Quinn, Michigan (9.16.06)
45	Quinn, at USC (11.25.06)
45	Quinn, UCLA (10.21.06)
45	Quinn, vs Ohio State (1.2.06)
41	Quinn, BYU (10.22.05)
38	Quinn, at Stanford (11.26.05)
38	Quinn, at Georgia Tech (9.2.06)
38	Quinn, Purdue (9.30.06)
37	Quinn, Syracuse (11.19.05)
37	Quinn, Stanford (10.7.06)
37	Quinn, at Washington (9.24.05)

most passing completions

33	Quinn, Michigan State (9.17.05)
32	Quinn, BYU (10.22.05)
29	Quinn, vs Ohio State (1.2.06)
29	Quinn, at Purdue (10.1.05)
29	Quinn, Purdue (9.30.06)
27	Quinn, UCLA (10.21.06)
27	Quinn, Stanford (10.7.06)
25	Quinn, at Stanford (11.26.05)
25	Quinn, Penn State (9.9.06)
25	Quinn, at Washington (9.24.05)

highest completion percentage (10 attempts)

80.6	Quinn, at Purdue (10.1.05)	29-36
78.0	Quinn, BYU (10.22.05)	32-41
76.9	Sharpley, Georgia Tech (9.1.07)	10-13
76.3	Quinn, Purdue (9.30.06)	29-38
73.7	Quinn, at Air Force (11.11.06)	14-19
73.3	Quinn, Army (11.18.06)	22-30
73.0	Quinn, Stanford (10.7.06)	27-37
72.0	Quinn, vs. Navy (10.28.06)	18-25
71.0	Quinn, Navy (11.12.05)	22-31
69.4	Quinn, Penn State (9.9.06)	25-36

most passing yards

487	Quinn, Michigan State (9.17.05)
467	Quinn, BYU (10.22.05)
440	Quinn, at Purdue (10.1.05)
432	Quinn, at Stanford (11.26.05)
346	Quinn, North Carolina (11.4.06)
327	Quinn, at Washington (9.24.05)
319	Quinn, at Michigan State (9.23.06)
316	Quinn, Purdue (9.30.06)
304	Quinn, UCLA (10.21.06)
295	Quinn, Tennessee (11.5.05)
295	Quinn, vs. Navy (10.28.06)

most passing yards per attempt (10 attempts)

12.2	Quinn, at Purdue (10.1.05)	36-440
11.8	Quinn, vs. Navy (10.28.06)	25-295
11.4	Quinn, BYU (10.22.05)	41-467
11.4	Quinn, at Stanford (11.26.05)	38-432
10.9	Quinn, at Air Force (11.11.06)	19-207
9.9	Quinn, North Carolina (11.4.06)	35-346

9.2	Quinn, Navy (11.12.05)	31-284
8.9	Quinn, Tennessee (11.5.05)	33-295
8.9	Quinn, at Michigan State (9.23.06)	36-319
8.8	Quinn, at Washington (9.24.05)	37-327

most passing yards per comp. (5 completions)

17.3	Quinn, at Stanford (11.26.05)	25-432
16.4	Quinn, vs. Navy (10.28.06)	18-295
15.9	Quinn, at Michigan State (9.23.06)	20-319
15.2	Quinn, at Purdue (10.1.05)	29-440
15.0	Quinn, North Carolina (11.4.06)	23-346
14.8	Quinn, at Air Force (11.11.06)	14-207
14.8	Quinn, Michigan State (9.17.05)	33-487
14.8	Quinn, Tennessee (11.5.05)	20-295
14.6	Quinn, BYU (10.22.05)	32-467
13.9	Quinn, USC (11.15.05)	19-264

most passing touchdowns

6	Quinn, BYU (10.22.05)
5	Quinn, Michigan State (9.17.05)
5	Quinn, at Michigan State (9.23.06)
4	Quinn, at Air Force (11.11.06)
4	Quinn, North Carolina (11.4.06)
4	Quinn, Navy (11.12.05)
3	Quinn, at USC (11.25.06)
3	Quinn, Army (11.18.06)
3	Quinn, Tennessee (11.5.05)
3	Quinn, at Stanford (11.26.05)
3	Quinn, at Purdue (10.1.05)
3	Quinn, Stanford (10.7.06)
3	Quinn, Penn State (9.9.06)
3	Quinn, Michigan (9.16.06)
3	Quinn, vs. Navy (10.28.06)

most passing interceptions

3	Quinn, Michigan (9.16.06)
2	Clausen, Boston College (10.13.07)
2	Quinn, at Stanford (11.26.05)
2	Quinn, vs. LSU (1.3.07)
1	Quinn, Navy (11.12.05)
1	Quinn, at Purdue (10.1.05)
1	Quinn, USC (11.15.05)
1	Quinn, at Pittsburgh (9.3.05)
1	Quinn, Michigan State (9.17.05)
1	Quinn, at Michigan State (9.23.06)
1	Wolke, at Purdue (10.1.05)
1	Quinn, Army (11.18.06)
1	Clausen, at Penn State (9.8.07)
1	Clausen, at Michigan (9.15.07)
1	Sharpley, at Michigan (9.15.07)
1	Clausen, at Purdue (9.29.07)
1	Sharpley, at Purdue (9.29.07)

highest passing efficiency rating (10 attempts)

234.8	Quinn, at Air Force (11.11.06)
222.0	Quinn, BYU (10.22.05)
210.7	Quinn, vs. Navy (10.28.06)
205.2	Quinn, at Purdue (10.1.05)
186.5	Quinn, North Carolina (11.4.06)
184.1	Quinn, Navy (11.12.05)
176.8	Quinn, at Stanford (11.26.05)
170.3	Quinn, at Michigan State (9.23.06)
165.7	Quinn, Tennessee (11.5.05)
163.9	Quinn, Penn State (9.9.06)

longest pass completion

80	Quinn, at Stanford (11.26.05)
73	Quinn, Tennessee (11.5.05)
62	Quinn, at Michigan State (9.23.06)
55	Quinn, at Purdue (10.1.05)
52	Quinn, at Washington (9.24.05)
51	Quinn, at Pittsburgh (9.3.05)
51	Quinn, at Air Force (11.11.06)
50	Quinn, Michigan State (9.17.05)
46	Quinn, North Carolina (11.4.06)
45	Quinn, UCLA (Oct. 21, 2006)

most receptions

14	Stovall, BYU (10.22.05)
10	McKnight, Purdue (9.30.06)
10	Samardzija, BYU (10.22.05)
9	Samardzija, Army (11.18.06)
9	Stovall, vs Ohio State (1.2.06)
9	Walker, Purdue (9.30.06)
8	Samardzija, vs. LSU (1.3.07)
8	Carlson, North Carolina (11.4.06)
8	Grimes, UCLA (10.21.06)
8	Samardzija, UCLA (10.21.06)
8	McKnight, Georgia Tech (9.2.06)
8	Samardzija, Stanford (11.26.05)
8	Samardzija, Washington (9.24.05)
8	Stovall, Navy (11.12.05)
8	Stovall, at Purdue (10.1.05)
8	Stovall, Michigan State (9.17.05)

most receiving yards

207	Stovall, BYU (10.22.05)
191	Samardzija, at Stanford (11.26.05)
177	Samardzija, North Carolina (11.4.06)
176	Stovall, Michigan State (9.17.05)
164	Samardzija, at Washington (9.24.05)
153	Samardzija, at Purdue (10.1.05)
152	Samardzija, BYU (10.22.05)
136	Stovall, at Stanford (11.26.05)
134	Stovall, at Purdue (10.1.05)
130	Stovall, Navy (11.12.05)

highest avg. gain per reception (3 receptions)

34.7	Tate, at Purdue (9.29.07)	3-104
30.3	Stovall, Syracuse (11.19.05)	3-91
30.2	Carlson, at Michigan State (9.23.06)	4-121
29.5	Samardzija, North Carolina (11.4.06)	6-177
24.0	Grimes, vs. Navy (10.28.06)	3-72
23.9	Samardzija, at Stanford (11.26.05)	8-191
23.5	Parris, Boston College (10.13.07)	4-94
22.0	Stovall, Michigan State (9.17.05)	8-176
21.9	Samardzija, at Purdue (10.1.05)	7-153
21.5	Fasano, USC (11.15.05)	4-86

most receiving touchdowns

4	Stovall, BYU (10.22.05)
3	Samardzija, Michigan State (9.17.05)
3	Samardzija, Navy (11.12.05)
2	McKnight, Army (11.18.06)
2	McKnight, North Carolina (11.4.06)
2	McKnight, at Michigan State (9.23.06)
2	McKnight, Purdue (9.30.06)
2	Samardzija, Purdue (9.30.06)
2	Samardzija, at Stanford (11.26.05)
2	Samardzija, at Purdue (10.1.05)
2	Samardzija, BYU (10.22.05)
2	Samardzija, at Michigan State (9.23.06)
2	McKnight, vs. Navy (10.28.06)
1	27 times

longest pass reception

80	Samardzija, at Stanford (11.26.05)
73	Samardzija, Tennessee (11.5.05)
62	Carlson, at Michigan State (9.23.06)
55	Samardzija, at Purdue (10.1.05)
52	Samardzija, at Washington (9.24.05)
51	Walker, at Pittsburgh (9.3.05)
51	Samardzija, at Air Force (11.11.06)
50	Stovall, Michigan State (9.17.05)
46	Samardzija, North Carolina (11.4.06)
45	Samardzija, UCLA (10.21.06)

most total offense plays

67	Quinn, Michigan State (9.17.05)	7r,60p
59	Quinn, UCLA (10.21.06)	14r,45p
56	Quinn, at USC (11.25.06)	11r, 45p
55	Quinn, vs Ohio State (1.2.06)	10r,45p
52	Quinn, Michigan (9.16.06)	4r,48p
48	Quinn, USC (11.15.05)	13r,35p

**The Charlie Weis
Record Book**

45	Quinn, BYU (10.22.05)	4r,41p
45	Quinn, at Georgia Tech (9.2.06)	7r,38p
44	Quinn, at Stanford (11.26.05)	6r,38p
44	Quinn, Penn State (9.9.06)	8r,36p
44	Quinn, Purdue (9.30.06)	6r,38p

most total offense yards gained

479	Quinn, Michigan State (9.17.05)	-8r,487p
463	Quinn, at Purdue (10.1.05)	23r,440p
457	Quinn, BYU (10.22.05)	-10r,467p
453	Quinn, at Stanford (11.26.05)	21r,432p
356	Quinn, at Washington (9.24.05)	29r,327p
348	Quinn, at USC (11.25.06)	74r, 274p
323	Quinn, vs. Navy (10.28.06)	28r, 295p
319	Quinn, at Michigan State (9.23.06)	0r,319p
316	Quinn, North Carolina (11.4.06)	-30r, 346p
311	Quinn, Navy (11.12.05)	27r,284p

highest average gain per play (20 plays)

11.6	Quinn, at Purdue (10.1.05)	40-463
11.1	Quinn, vs. Navy (10.28.06)	29-323
10.3	Quinn, at Stanford (11.26.05)	44-453
10.2	Quinn, BYU (10.22.05)	45-457
9.1	Quinn, Navy (11.12.05)	34-311
8.8	Quinn, at Air Force (11.11.06)	23-203
8.7	Quinn, at Washington (9.24.05)	41-356
8.6	Quinn, at Pittsburgh (9.3.05)	32-276
7.7	Quinn, North Carolina (11.4.06)	41-316
7.6	Quinn, at Michigan State (9.23.06)	42-319

most all-purpose yards gained

241	Walker, at Stanford (11.26.05)
219	Walker, Purdue (9.30.06)
208	Stovall, BYU (10.22.05)
198	Walker, Stanford (10.7.06)
193	Grimes, Michigan (9.16.06)
193	Samardzija, at Stanford (11.26.05)
187	Walker, Army (11.18.06)
177	Samardzija, North Carolina (11.4.06)
176	Stovall, Michigan State (9.17.05)
167	Samardzija, at Washington (9.24.05)

most all-purpose attempts

40	Walker, at Stanford (11.26.05)
40	Walker, Purdue (9.30.06)
31	Walker, Stanford (10.7.06)
31	Walker, at Michigan (9.10.05)
31	Walker, Michigan State (9.17.05)
29	Walker, Syracuse (11.19.05)
29	Walker, Army (11.18.06)
27	Walker, Penn State (9.9.06)
26	Walker, at Georgia Tech (9.2.06)
25	Walker, UCLA (10.21.06)

most points scored

24	Stovall, BYU (10.22.05)
18	Powers-Neal, at Pittsburgh (9.3.05)
18	Samardzija, Michigan State (9.17.05)
18	Stovall, Navy (11.12.05)
18	Walker, vs Ohio State (1.2.06)
12	15 times

most touchdowns scored

4	Stovall, BYU (10.22.05)
3	Powers-Neal, at Pittsburgh (9.3.05)
3	Samardzija, Michigan State (9.17.05)
3	Stovall, Navy (11.12.05)
3	Walker, vs Ohio State (1.2.06)
2	14 times

INDIVIDUAL RECORDS - DEFENSE**most fumble returns TD**

1	Crum, at UCLA (10.6.07)
1	Zbikowski, Penn State (9.9.06)

most fumble return yards

36	Crum, at UCLA (10.6.07)	2 returns
----	-------------------------	-----------

25	Zbikowski, Penn State (9.9.06)	1 returns
----	--------------------------------	-----------

most interception returns TD

1	Lambert, at Michigan State (9.23.06)
1	Walls, at Penn State (9.9.06)
1	Smith, Boston College (10.13.07)

most interception returns

2	Crum, at UCLA (10.6.07)
2	Richardson, Army (11.18.06)
2	Lambert, at Michigan State (9.23.06)
1	26 times

most interception return yards

83	Zbikowski, BYU (10.22.05)	1 returns
73	Walls, at Penn State (9.8.07)	1 returns
51	Ndukwe, Michigan (9.16.06)	1 returns
46	Crum, at UCLA (10.6.07)	2 returns
41	Wooden, Tennessee (11.5.05)	1 returns
33	Zbikowski, Tennessee (11.5.05)	1 returns
27	Lambert, at Michigan State (9.23.06)	2 returns
27	Zbikowski, at Michigan (9.10.05)	1 returns
25	Smith, Boston College (10.13.07)	1 returns
20	Richardson, vs. LSU (1.3.07)	1 returns

highest avg. per interception return (2 returns)

23.0	Crum, at UCLA (10.6.07)	2-46
13.5	Lambert, at Michigan State (9.23.06)	2-27
0.5	Richardson, Army (11.18.06)	2-1

most tackles

22	Ndukwe, at Air Force (11.11.06)	15-7
16	Crum, Michigan State (9.22.07)	6-10
15	Bruton, Michigan State (9.22.07)	8-7
15	Brockington, at Air Force (11.11.06)	5-10
14	Crum, Penn State (9.9.06)	10-4
14	Mays, Navy (11.12.05)	4-10
14	Zbikowski, vs. Navy (10.28.06)	10-4
13	Brockington, Boston College (10.13.07)	10-3
12	Hoyte, at Michigan (9.10.05)	8-4
12	Mays, vs Ohio State (1.2.06)	5-7
12	Wooden, at Pittsburgh (9.3.05)	10-2

most quarterback sacks

4.0	Abiamiri, at Stanford (11.26.05)
3.0	Abiamiri, Stanford (10.7.06)
2.0	Landri, Army (11.18.06)
2.0	Abiamiri, North Carolina (11.4.06)
2.0	Hoyte, at Stanford (11.26.05)
2.0	Hoyte, at Pittsburgh (9.3.05)
2.0	Mays, Syracuse (11.19.05)
2.0	Abiamiri, vs. Navy (10.28.06)
1.5	Landri, Stanford (10.7.06)
1.5	Landri, BYU (10.22.05)

most tackles for loss

4.5	Landri, Army (11.18.06)
4.5	Hoyte, at Pittsburgh (9.3.05)
4.0	Abiamiri, at Stanford (11.26.05)
3.5	Landri, North Carolina (11.4.06)
3.5	Abiamiri, Stanford (10.7.06)
3.5	Mays, Syracuse (11.19.05)
3.0	Abiamiri, Michigan State (9.17.05)
3.0	Crum, Jr., Tennessee (11.5.05)
3.0	Crum, Jr., Penn State (9.9.06)
3.0	Hoyte, at Washington (9.24.05)
3.0	Mays, Tennessee (11.5.05)
3.0	Laws, at Purdue (9.29.07)

most fumbles forced

2	Crum, at UCLA (10.6.07)
2	Richardson, Tennessee (11.5.05)
2	Zbikowski, at Penn State (9.8.07)
1	25 times

most fumbles recovered

2	Crum, at UCLA (10.6.07)
---	-------------------------

2	Ray Herring, at Michigan (9.15.07)
---	------------------------------------

most pass breakups

2	Walls, Boston College (10.13.07)
2	Crum, at UCLA (10.6.07)
2	Kuntz, at UCLA (10.6.07)
2	Laws, at UCLA (10.6.07)
2	Kuntz, Georgia Tech (9.1.07)
2	Frome, Purdue (9.30.06)
2	Frome, at USC (11.25.06)
2	Mays, at Michigan (9.10.05)
2	Ndukwe, Tennessee (11.5.05)
2	Ndukwe, at Stanford (11.26.05)
2	Richardson, Syracuse (11.19.05)
2	Richardson, at Purdue (10.1.05)
2	Wooden, Michigan State (9.17.05)
2	Zbikowski, at Washington (9.24.05)

longest interception return

83	Zbikowski, BYU (10.22.05)
73	Walls, at Penn State (9.8.07)
51	Ndukwe, Michigan (9.16.06)
41	Wooden, Tennessee (11.5.05)
33	Zbikowski, Tennessee (11.5.05)
33	Crum, at UCLA (10.6.07)
27	Lambert, at Michigan State (9.23.06)
27	Zbikowski, at Michigan (9.10.05)
25	Smith, Boston College (10.13.07)
20	Richardson, vs. LSU (1.3.07)

longest fumble return

34	Crum, at UCLA (10.6.07)
25	Zbikowski, Penn State (9.9.06)

INDIVIDUAL RECORDS - SPECIAL TEAMS**most extra points made by kicking**

7	Fitzpatrick, at Purdue (10.1.05)
7	Fitzpatrick, BYU (10.22.05)
6	Fitzpatrick, Navy (11.12.05)
6	Fitzpatrick, at Pittsburgh (9.3.05)
6	Gioia, North Carolina (11.4.06)
5	Gioia, Army (11.18.06)
5	Fitzpatrick, Tennessee (11.5.05)
5	Fitzpatrick, Michigan State (9.17.05)
5	Gioia, Penn State (9.9.06)
5	Gioia, Purdue (9.30.06)
5	Gioia, vs. Navy (10.28.06)

most extra points attempted by kicking

7	Fitzpatrick, at Purdue (10.1.05)
7	Fitzpatrick, BYU (10.22.05)
6	Gioia, at Air Force (11.11.06)
6	Fitzpatrick, Navy (11.12.05)
6	Fitzpatrick, at Pittsburgh (9.3.05)
6	Gioia, North Carolina (11.4.06)
5	Gioia, Army (11.18.06)
5	Fitzpatrick, Tennessee (11.5.05)
5	Fitzpatrick, Michigan State (9.17.05)
5	Gioia, Penn State (9.9.06)
5	Gioia, at Michigan State (9.23.06)
5	Gioia, Purdue (9.30.06)
5	Gioia, vs. Navy (10.28.06)

most points scored by kicking

12	Fitzpatrick, at Washington (9.24.05)
11	Fitzpatrick, Tennessee (11.5.05)
11	Fitzpatrick, Michigan State (9.17.05)
11	Gioia, Penn State (9.9.06)
9	Fitzpatrick, Syracuse (11.19.05)
9	Gioia, North Carolina (11.4.06)
8	Gioia, vs. Navy (10.28.06)
8	Gioia, UCLA (10.21.06)
7	Fitzpatrick, at Purdue (10.1.05)
7	Fitzpatrick, USC (11.15.05)
7	Fitzpatrick, BYU (10.22.05)
7	Gioia, Stanford (10.7.06)

The Charlie Weis
Record Book

most field goals attempted

4	Fitzpatrick, Syracuse (11.19.05)
3	Gioia, UCLA (10.21.06)
3	Fitzpatrick, Michigan State (9.17.05)
3	Fitzpatrick, at Washington (9.24.05)
2	Walker, at UCLA (10.6.07)
2	Fitzpatrick, Tennessee (11.5.05)
2	Fitzpatrick, at Stanford (11.26.05)
2	Fitzpatrick, USC (11.15.05)
2	Gioia, at Georgia Tech (9.2.06)
2	Gioia, Penn State (9.9.06)

most field goals made

3	Fitzpatrick, at Washington (9.24.05)
2	Walker, at UCLA (10.6.07)
2	Gioia, UCLA (10.21.06)
2	Fitzpatrick, Tennessee (11.5.05)
2	Fitzpatrick, Syracuse (11.19.05)
2	Fitzpatrick, Michigan State (9.17.05)
2	Gioia, Penn State (9.9.06)
1	Eight Times

longest field goal made

48	Walker, at UCLA (10.6.07)
48	Fitzpatrick, Michigan State (9.17.05)
44	Fitzpatrick, Syracuse (11.19.05)
43	Fitzpatrick, at Michigan (9.10.05)
40	Gioia, vs. Navy (10.28.06)
39	Fitzpatrick, at Washington (9.24.05)
36	Fitzpatrick, Tennessee (11.5.05)
35	Gioia, Stanford (10.7.06)
35	Gioia, Penn State (9.9.06)
33	Gioia, UCLA (10.21.06)

most punts

9	Price, at UCLA (10.6.07)
9	Price, at Penn State (9.8.07)
9	Fitzpatrick, at Michigan (9.10.05)
7	Price, at Michigan (9.15.07)
7	Price, Georgia Tech (9.1.07)
7	Price, Michigan (9.16.06)
7	Price, at Michigan State (9.23.06)
6	Price, Boston College (10.13.07)
6	Price, Michigan State (9.22.07)
6	Price, UCLA (10.21.06)
6	Fitzpatrick, vs. Ohio State (1.2.06)

most yards punting

404	Price, at Penn State (9.8.07)
371	Fitzpatrick, at Michigan (9.10.05)
363	Price, Michigan (9.16.06)
363	Price, at UCLA (10.6.07)
303	Price, at Michigan (9.15.07)
303	Price, at Michigan State (9.23.06)
268	Price, Georgia Tech (9.1.07)
254	Fitzpatrick, vs. Ohio State (1.2.06)
252	Price, at Georgia Tech (9.2.06)
253	Price, Boston College (10.13.07)

highest average yards per punt (3 punts)

51.9	Price, Michigan (9.16.06)	7-363
50.4	Price, at Georgia Tech (9.2.06)	5-252
47.4	Price, vs. LSU (1.3.07)	5-237
45.8	Price, North Carolina (11.4.06)	5-229
45.7	Fitzpatrick, at Pittsburgh (9.3.05)	3-137
45.7	Price, Purdue (9.30.06)	3-137
44.2	Fitzpatrick, BYU (10.22.05)	5-221
44.8	Price, at Penn State (9.8.07)	9-403
44.0	Price, Penn State (9.9.06)	3-132
44.0	Maust, at Purdue (9.29.07)	3-132

most punts downed inside 20

3	Price, Boston College (10.13.07)
3	Price, at UCLA (10.6.07)
3	Price, Purdue (9.30.06)
2	Price, at Michigan (9.15.07)
2	Price, North Carolina (11.4.06)

2	Fitzpatrick, vs. Ohio State (1.2.06)
2	Fitzpatrick, Syracuse (11.19.05)
2	Fitzpatrick, USC (11.15.05)
2	Fitzpatrick, Michigan State (9.17.05)
2	Price, Penn State (9.9.06)
2	Price, Michigan (9.16.06)
2	Maust, at Purdue (9.29.07)

longest punt

62	Price, Penn State (9.9.06)
61	Price, at Georgia Tech (9.2.06)
60	Fitzpatrick, at Michigan (9.10.05)
59	Price, Michigan (9.16.06)
57	Price, at Penn State (9.8.07)
56	Price, Michigan State (9.22.07)
56	Price, Michigan (9.16.06)
56	Price, Boston College (10.13.07)
55	Price, at Michigan (9.16.07)
55	Price, Georgia Tech (9.1.07)
55	Price, Army (11.18.06)
55	Price, vs. LSU (1.3.07)

longest punt return

78	Zbikowski, Tennessee (11.5.05)
60	Zbikowski, USC (11.15.05)
52	Zbikowski, North Carolina (11.4.06)
47	Zbikowski, at Penn State (9.8.07)
25	Zbikowski, at Michigan State (9.23.06)
25	Zbikowski, at Washington (9.24.05)
23	Zbikowski, at Pittsburgh (9.3.05)
19	Zbikowski, at Michigan (9.10.05)
18	Zbikowski, Michigan State (9.17.05)
18	Zbikowski, Boston College (10.13.07)

longest kick return

50	Grimes, North Carolina (11.4.06)
46	Grimes, at Georgia Tech (9.2.06)
40	Tate, at Michigan (9.15.07)
40	Grimes, at Purdue (10.1.05)
36	Hord, Tennessee (11.5.05)
33	Allen, at Purdue (9.29.07)
33	Grimes, BYU (10.22.05)
33	West, at Georgia Tech (9.2.06)
31	Grimes, at Washington (9.24.05)
31	Allen, at UCLA (10.6.07)

most punt returns

6	Zbikowski, at Stanford (11.26.05)
4	Zbikowski, USC (11.15.05)
4	Zbikowski, at Georgia Tech (9.2.06)
3	Zbikowski, Boston College (10.13.07)
3	Zbikowski, Army (11.18.06)
3	Zbikowski, North Carolina (11.4.06)
3	Zbikowski, Tennessee (11.5.05)
3	Zbikowski, Syracuse (11.19.05)
2	West, North Carolina (11.4.06)
2	Zbikowski, BYU (10.22.05)
2	Zbikowski, Penn State (9.9.06)
2	Zbikowski, Michigan State (9.17.05)
2	Zbikowski, at Washington (9.24.05)

most punt return yards

118	Zbikowski, Tennessee (11.5.05)	3 returns
87	Zbikowski, USC (11.15.05)	4 returns
69	Zbikowski, North Carolina (11.4.06)	3 returns
34	Zbikowski, Boston College (10.13.07)	3 returns
34	Zbikowski, at Stanford (11.26.05)	6 returns
31	Zbikowski, at Washington (9.24.05)	2 returns
30	Zbikowski, at Georgia Tech (9.2.06)	4 returns
25	Zbikowski, at Michigan State (9.23.06)	1 returns
23	Zbikowski, at Pittsburgh (9.3.05)	1 returns
22	Zbikowski, Syracuse (11.19.05)	3 returns
22	Zbikowski, Michigan State (9.17.05)	2 returns

highest avg. gain per punt return (2 returns)

39.3	Zbikowski, Tennessee (11.5.05)	3-118
23.0	Zbikowski, North Carolina (11.4.06)	3-69

21.8	Zbikowski, USC (11.15.05)	4-87
15.5	Zbikowski, at Washington (9.24.05)	2-31
11.3	Zbikowski, Boston College (10.13.07)	3-34
11.0	Zbikowski, Michigan State (9.17.05)	2-22
7.5	West, North Carolina (11.4.06)	2-15
7.5	Zbikowski, BYU (10.22.05)	2-15
7.5	Zbikowski, at Georgia Tech (9.2.06)	4-30
7.3	Zbikowski, Syracuse (11.19.05)	3-22

most kick returns

6	Grimes, Michigan (9.16.06)
5	Tate, at Michigan (9.15.07)
5	Zbikowski, at USC (11.25.06)
5	Allen, Georgia Tech (9.1.07)
4	Grimes, vs. LSU (1.3.07)
4	Grimes, at Stanford (11.26.05)
3	Allen, Boston College (10.13.07)
3	Allen, at UCLA (10.6.07)
3	Tate, Michigan State (9.22.07)
3	Allen, at Penn State (9.8.07)
3	Grimes, North Carolina (11.4.06)
3	Grimes, UCLA (10.21.06)
3	Grimes, BYU (10.22.05)
3	Hord, Tennessee (11.5.05)
3	Walls, Stanford (10.7.06)
3	West, at Michigan State (9.23.06)

most kick return yards

145	Grimes, Michigan (9.16.06)	6 returns
133	Tate, at Michigan (9.15.07)	5 returns
107	Zbikowski, at USC (11.25.06)	5 returns
101	Grimes, North Carolina (11.4.06)	3 returns
97	Grimes, at Stanford (11.26.05)	4 returns
84	Allen, Georgia Tech (9.1.07)	5 returns
80	West, vs. LSU (1.3.07)	4 returns
73	Allen, at UCLA (10.6.07)	3 returns
71	West, at Michigan State (9.23.06)	3 returns
70	Hord, Tennessee (11.5.05)	3 returns

highest avg. gain per kick return (2 returns)


33.7	Grimes, North Carolina (11.4.06)	3-101
31.0	Grimes, at Purdue (10.1.05)	2-62
26.6	Tate, at Michigan (9.15.07)	5-133
24.3	Allen, at UCLA (10.6.07)	3-73
24.2	Grimes, at Stanford (11.26.05)	4-97
24.2	Grimes, Michigan (9.16.06)	6-145
23.7	West, at Michigan State (9.23.06)	3-71
23.5	West, Army (11.18.06)	2-47
23.3	Hord, Tennessee (11.5.05)	3-70
22.3	Allen, at Penn State (9.8.07)	3-67

most blocked kicks

2	Anastasio, Syracuse (11.19.05)
2	Landri, North Carolina (11.4.06)
1	Laws, Georgia Tech (9.1.07)
1	Quinn, S., at USC (11.25.06)
1	Landri, Army (11.18.06)
1	Laws, North Carolina (11.4.06)
1	Anastasio, at Washington (9.24.05)
1	Landri, Michigan (9.16.06)
1	Laws, at Air Force (11.11.06)
1	Laws, vs. Ohio State (1.2.06)
1	Laws, at Purdue (10.1.05)
1	Ndukwe, vs. Ohio State (1.2.06)

34

HB
6-0, 222
So.



James Aldridge
Crown Point, Ind.

2007 SEASON: Reached over 100 career rushes against Boston College (10/13) ... led the Irish in rushing with 52 yards against UCLA (10/6) ... recorded five rushes for nine yards against Purdue (9/29) ... led the Irish in rushing for the second straight game with 104 yards, including a career-high (and team season-high) carry of 43 yards in the second quarter against Michigan State (9/22) ... became first Irish running back to top 100 yards in first career start since Tony Fisher against Kansas on Aug. 28, 1999 ... first running back to eclipse 100 yards, other than departed Darius Walker, since Ryan Grant against Navy on Oct. 16, 2004 ... led the team in rushing with 51 yards against Michigan (9/15) ... saw action against Penn State with one carry on the day for a loss of three yards (9/8) ... one of three halfbacks to get a carry in the season opener vs. Georgia Tech (9/1) ... gained 19 yards on six rushes while splitting time with four other running backs against the Yellow Jackets.

CAREER RUSHING STATISTICS

Year	Att	Yds	Avg	TD
2006	37	142	3.8	0
2007	67	249	3.7	0
Total	104	391	3.8	0

CAREER RECEIVING STATISTICS

Year	Rec	Yds	Avg	TD
2006	0	0	0.0	0
2007	4	23	5.8	0
Total	4	23	5.8	0

5

HB
5-10, 190
Fr.



Armando Allen
Opa Locka, Fla.

2007 SEASON: Had three receptions for 16 yards against Boston College (10/13) ... increased his all purpose yards per game to 81.5 after the UCLA game (10/6) ... had three kick-off returns for 73 yards with a long of 31 yards vs. the Bruins ... recorded season long kickoff return of 33 yards against Purdue (9/29) ... finished the day with four returns for 80 yards ... had 25 yards rushing on six carries vs. the Boilermakers ... increased his kick return average to 19.3 yards per return against Michigan State (9/22) ... returned one kick for 23 yards ver-

sus the Spartans ... had nine carries for 24 yards against Michigan ... became the first freshman to start at running back (at Penn State) since Darius Walker against Purdue (10/2/04) had eight carries for eleven net yards against Penn State ... recorded six receptions for 38 yards, both were team-highs against the Nittany Lions ...led the Irish with 116 all-purpose yards against the Nittany Lions... one of three halfbacks to get a carry in the season opener vs. Georgia Tech (9/1) ... gained 25 yards on three rushes while splitting time with four other running backs against the Yellow Jackets.

CAREER RUSHING STATISTICS

Year	Att	Yds	Avg	TD
2007	35	126	3.6	0

CAREER RECEIVING STATISTICS

Year	Rec	Yds	Avg	TD
2007	16	61	3.8	0

CAREER KICK RETURN STATISTICS

Year	Ret	Yds	Avg	TD	Long
2007	19	383	20.2	0	33

CAREER ALL PURPOSE STATISTICS

Year	Rush	Rec	PR	KR	Avg/G
2007	126	61	0	383	81.4

52

ILB
6-2, 240
Sr.



Joe Brockington
Palmyra, Pa.

2007 SEASON: Led the Irish in both solo and total tackles (10 solo, 13 total) against Boston College (10/13) ... His thirteen tackles against the Eagles was a season-high ... recorded six tackles (four solo/ two assist) against UCLA (10/6) ... made one tackle for a loss of a yard vs. teh Bruins ...led the Irish in tackles with nine (six solo/three assist) against Purdue (9/29) ... recorded seven tackles (three solo, four assist) against Michigan State (9/22) ... had five tackles against Michigan (9/15) ... along with teammate Trevor Laws, led the Irish with 10 tackles (six solo, four assist) against Penn State (9/8) ... recorded 1.5 tackles for a total loss of two yards vs the Nittany Lions... started the season opener for the first time in his career against Georgia Tech (9/1) ... in his 10th career start, recorded seven tackles and registered one quarterback hurry versus the Yellow Jackets.


CAREER STATISTICS

Year	G-GS	Solo	Asst	Total	TFL
2003	DNP				
2004	11-0	1	2	3	0.0-0
2005	11-0	4	5	9	1.0-1
2006	13-9	23	36	59	2.0-8
2007	7-5	34	23	57	5.0-9
Total	42-14	57	66	128	8.0-18

Year	G-GS	Sck	PBU	FF	FR
2003	DNP				
2004	11-0	0.0-0	0	0	0
2005	11-0	0.0-0	0	0	0
2006	13-9	1.0-6	1	0	0
2007	7-5	0.0-0	0	0	1
Total	42-14	1.0-6	1	0	1

94

DE
6-3, 261
Sr.



Justin Brown
Clinton, Md.

2007 SEASON: Did not see playing time against Purdue ... recorded eight tackles against Michigan (9/15) ... recorded 1.5 tackles for a loss of 13 yards, a career game high against Penn State (9/8) ... recorded 0.5 for a sack against the Nittany Lions ...finished the game with a total of three tackles (two solos, one assist) for a season game high ... started second career game and first season opener at Notre Dame ... first start since 11/25/05 at Stanford ... recorded one assisted tackle against Georgia Tech (9/1) before being ejected in the second quarter.

CAREER STATISTICS

Year	G-GS	Solo	Asst	Total	TFL
2004	DNP				
2005	12-1	9	3	12	1.0-2
2006	4-0	1	5	6	1.5-10
2007	5-1	6	6	12	2.5-13
Total	21-2	16	16	28	1.0-25

Year	G-GS	Sck	PBU	FF	FR
2004	DNP				
2005	12-1	0.0-0	0	0	0
2006	4-0	1.5-10	1	1	0
2007	5-1	0.5-2	0	0	0
Total	21-2	2.0-12	1	1	0

27

DS
6-2, 207
Jr.



David Bruton
Miamisburg, Ohio

2007 SEASON: Had six solo tackles against the BC Eagles (10/13) ... recorded one interception with a 17-yard return against UCLA to set up first Irish touchdown (10/6) ... made four solo tackles vs. the Bruins ... recorded three solo tackles against Purdue (9/29) ... led the Irish in solo tackles with eight (totalled 15) against Michigan State (9/22) ... added an interception against the Spartans in the second quarter ... led the Irish with nine tackles against Michigan (9/15) ... suited up against Penn State, making two tackles (one solo, one assist) (9/8)... started first career game in season opener vs. Georgia Tech (9/1) ... recorded best game in his Irish career, recording career-highs with nine tackles, two tackles for loss and one sack.

CAREER STATISTICS

Year	G-GS	Solo	Asst	Total	TFL
2005	11-0	10	4	14	0.0-0
2006	12-0	12	6	18	1.0-1
2007	7-7	33	15	48	3.0-12
Total	30-7	55	25	84	4.0-13

Year	G-GS	Sck	PBU	FF	FR
2005	11-0	0.0-0	1	0	0
2006	12-0	0.0-0	0	0	0
2007	7-7	1.0-10	0	0	1
Total	30-7	1.0-10	1	0	1

89

TE
6-6, 255
Sr.



John Carlson
Litchfield, Minn.

2007 SEASON: Picked up his 80th career reception in the first quarter against Boston College (10/13) ... now with a total of 82 receptions, he stands third all-time in Irish tight end history ... after four catches for 29 yards vs. the Eagles, leads the team in receptions with 22 ... led the Irish in receiving with six catches for 38 yards against UCLA (10/6) ... recorded his first touchdown of the season against Purdue (9/29) ... a five yard pass from Jimmy Clausen in the third quarter ... had a season high five receptions for 30 yards ... had one reception for 16 yards against Michigan State (9/22) ... brought down two receptions for 13 yards against Michigan (9/15) ... in second start of the season, had one reception (five yards) against Penn State (9/8)... tied for the team-lead with three receptions

against Georgia Tech (9/1), going for 29 yards and picking up one first down in the process ... moved into third place in career catches by a tight end at Notre Dame.

CAREER STATISTICS

Year	G-GS	Rec	Yds	Avg	TD
2003	DNP				
2004	12-2	6	31	5.2	0
2005	12-6	7	56	8.0	1
2006	11-11	47	634	13.5	4
2007	7-7	22	160	7.3	1
Total	42-16	82	881	10.7	6

7

QB
6-3, 207
Fr.



Jimmy Clausen
Westlake Village, Calif.

2007 SEASON: Went seven-for-20 for 60 yards against Boston College (10/13) ... recorded his first rushing touchdown of Irish career with a one-yard run against UCLA (10/6) ... was 17-27 for 84 yards passing ... threw first touchdown pass of his Irish career to John Carlson in the third quarter against Purdue (9/29) ... completed 18-of-26 passes for 169 yards including a long pass of 36 yards vs. the Boilermakers ... completed 7-of-13 pass attempts for 53 yards against Michigan State (9/22) ... completed 11-of-17 passes for 74 yards in second career start against Michigan (9/15) ... made earliest (second game of the season) freshman QB debut in Notre Dame history against Penn State (9/8) ... connected with Irish receivers on 17-of-32 attempts, committing one interception vs the Nittany Lions ... found wide receiver Robby Parris for a 35-yard completion, the longest of the day ... finished against the Nittany Lions with 144 passing yards ... one of three quarterbacks to play in the season opener vs. Georgia Tech (9/1) ... completed 4-of-6 passes for 34 yards ... becomes the eighth freshman to ever start at quarterback for Notre Dame (since 1951)

CAREER PASSING STATISTICS

Year	G-GS	C-A-I	Pct	Yds	TD
2007	7-6	81-131-5	61.8	618	1

CAREER RUSHING STATISTICS

Year	Att	Yds	Avg	TD
2007	37	-138	-3.7	1

40

ILB
6-0, 230
Sr.



Maurice Crum, Jr.
Riverview, Fla.

2007 SEASON: Started against Boston College but left game due to injury (10/13) ... also leads the team in turnovers with four ... named Walter Camp Defensive Player of the Week following incredible performance at UCLA (10/6)... had two fumble recoveries, one with a return for a touchdown, and one forced fumble ... also had two interceptions for 46 yards vs. the Bruins ... first Irish player to ever record two forced fumbles, two fumble recoveries and two INTs in the same game ... set new school record for turnovers forced (four) ... recorded two tackles against Purdue (one solo, one assist) (9/29) ... led the Irish with 16 tackles (six solo, 10 assist) against Michigan State (9/22) ... previous career-high for tackles in a game was 14 set last season against Penn State ... has led the Irish in tackles on six different occasions over his career ... game also marked the third of his career with 10 or more tackles ... the 16 tackles are the most for an Irish player since Chinedum Ndukwe had 22 stops at Air Force on Nov. 11, 2006 ... assisted on six tackles and recorded a solo tackle for a total of seven against Michigan (9/15) ... was a force in the second -game of the season with six tackles (3 solo, 3 assist) against Penn State (9/8) ... led the linebackers and tied with two others (Bruton, Laws) with a team-high nine tackles vs. Georgia Tech (9/1).

CAREER STATISTICS

Year	G-GS	Solo	Asst	Total	TFL
2004	DNP				
2005	12-12	32	25	57	3.0-5
2006	13-13	47	53	100	10.0-55
2007	7-7	19	28	45	2.5-11
Total	32-32	98	106	204	12.5-66

Year	G-GS	Sck	PBU	FF	FR	INT
2004	DNP					
2005	12-12	0.0-0	1	1	0	0
2006	13-13	4.0-38	3	1	0	0
2007	6-6	1.0-8	4	1	2	2
Total	31-31	5.0-46	8	3	2	2

72

OT
6-7, 308
Jr.



Paul Duncan
Dallas, Ga.

2007 SEASON: Made fifth career start at right tackle against Boston College (10/13) ... Made fourth career start at right tackle against UCLA (10/6) ... Made third consecutive start at right tackle against Purdue (9/29) ... made second consecutive start at right tackle against Michigan State (9/22) ... made first career start at right tackle against Michigan (9/15) ... started at left tackle vs Penn State (9/8)... made first career start at Notre Dame when he opened at left tackle against Georgia Tech (9/1).

CAREER STATISTICS

Year	G-GS	Time
2005	5-0	23:45
2006	12-0	84:09
2007	7-7	
Total	24-7	107:54

11

WR
5-10, 177
Jr.



David Grimes
Detroit, Mich.

2007 SEASON: Did not play at UCLA (10/6) or against Boston College (10/13) due to an injured ankle ... recorded 34 yards on three catches vs. Purdue (9/29) ... had three receptions for 24 yards against Michigan State (9/22) ... recorded three receptions for ten yards against Michigan (9/15) ... led the Notre Dame wide receivers, pulling in five completions from quarterback Jimmy Clausen for a team-high 45 receiving yards against Penn State (9/8) ... started the season opener for the first time in his career ... recorded one reception for four yards against Georgia Tech.

CAREER RECEIVING STATISTICS

Year	G-GS	Rec	Yds	Avg	TD
2005	12-1	2	19	9.5	0
2006	12-7	26	336	12.9	2
2007	5-5	15	117	7.8	0
Total	29-13	43	472	11.0	2

CAREER KICK RETURN STATISTICS

Year	Ret	Yds	Avg	TD	Long
2005	15	338	22.5	0	40
2006	21	514	24.5	0	50
2007	0	0	0.0	0	0
Total	36	852	23.7	0	50

1
WR
6-1, 196
Jr.



D.J. Hord
Lee's Summit, Mo.

2007 SEASON: Recorded one reception for two yards against UCLA (10/6) ... suited up at wide receiver vs. Penn State and saw meaningful snaps with the Irish (9/8) ... made first appearance since injuring his Achilles prior to the 2006 season against Georgia Tech (9/1) ... logged first meaningful snaps at during his time at Notre Dame when he lined up at wide receiver vs. the Yellow Jackets ... registered first reception for five yards.

CAREER RECEIVING STATISTICS

Year	G-GS	Rec	Yds	Avg	TD
2005	6-0	0	0	0.0	0
2006	DNP				
2007	6-0	2	7	3.5	0
Total	11-0	2	7	3.5	0

CAREER KICK RETURN STATISTICS

Year	Ret	Yds	Avg	TD	Long
2005	7	123	17.6	0	36
2006	DNP				
2007	0	0	0.0	0	0
Total	7	123	17.6	0	36

18

WR
6-5, 222
Fr.




Duval Kamara
Hoboken, N.J.

2007 SEASON: Made first career start for the Irish at wide receiver against Boston College (10/13) ... made two receptions for 19 yards vs. BC ... recorded two catches for 20 yards against UCLA (10/6) ... had six catches for 68 yards against Purdue (9/29) ... recorded first touchdown of the season on a seven-yard pass from Sharpley ... recorded a long reception of 23 yards vs. the Boilermakers ... recorded one reception for nine yards against Michigan State (9/22) ... had one reception for 14 yards against Michigan (9/15) ... recorded one reception against Penn State for six yards (9/8) ... one of nine freshman to pick up their first career action for the Irish in the season opening loss against Georgia Tech ... recorded two receptions for 19 yards against the Yellow Jackets.

CAREER RECEIVING STATISTICS

Year	G-GS	Rec	Yds	Avg	TD
2007	7-1	15	155	10.3	1

96
NT
6-3, 285
Jr.



Pat Kuntz
Indianapolis, Ind.

2007 SEASON: Recorded five tackles (two solo, three assisted) and a broken up pass against Boston College (10/13) ... led the Irish in tackles with eight (six solo/two assisted) against UCLA (10/6) ... had two pass breakups on the day vs. the Bruins ... recorded two tackles (one solo/one assist) vs. Purdue (9/29) ... had three assisted tackles and a pass breakup against Michigan State (9/22) ... recorded six tackles against Michigan in third start of the season (9/15) ... had second start of the season at Penn State (9/8) ... recorded career-high eight tackles (three solo, eight assist) and had 0.5 tackles for a loss of one yard ... started as the anchor of the defensive line in the season opener vs. Georgia Tech (9/1) ... notched two tackles and paced the Irish with a game-high two pass break-ups.

CAREER STATISTICS

Year	G-GS	Solo	Asst	Total	TFL
2005	9-0	1	3	4	0.0-0
2006	12-0	5	2	7	0.5-3
2007	7-7	16	18	34	0.5-1
Total	28-7	22	23	45	1.0-4

Year	G-GS	Sck	PBU	FF	FR
2005	9-0	0.0-0	0	0	0
2006	12-0	0.5-3	0	0	1
2007	7-7	0.0-0	6	0	0
Total	28-7	0.5-3	7	0	1

20

DB
5-11, 191
Jr.



Terrail Lambert
Oxnard, Calif.

2007 SEASON: Had four tackles (two solo, 2 assisted) against Boston College (10/13) ... recorded first interception of the season vs. the Bruins (10/6) ... had three tackles (one solo/ two assist) against UCLA ...recorded three solo tackles against Purdue (9/29) ... had one solo tackle in his fourth start of the season against Michigan State (9/22) ... recorded one tackle in his second start of the season at cornerback against Penn State (9/8) ... started the season opener for the first time when he started at right cornerback against Georgia Tech (9/1) ... ranked fifth on the team and second in the defensive backfield with six tackles.

CAREER STATISTICS

Year	G-GS	Solo	Asst	Total	TFL
2004	DNP				
2005	12-0	7	1	8	0.0-0
2006	13-10	30	10	40	1.5-9
2007	7-7	13	6	19	0.0-0
Total	32-17	47	17	64	1.5-9

Year	G-GS	Sck	PBU	FF/FR	INT
2004	DNP				
2005	12-0	0.0-0	1	0/0	0
2006	13-10	0.5-6	1	1/0	3
2007	7-7	0.0-0	0	0/0	1
Total	32-17	0.5-6	2	1/0	4

98

DE
6-1, 296
Sr.



Trevor Laws
Burnsville, Minn.

2007 SEASON: Blocked a 34-yard field goal attempt in the second quarter against Boston College (10/13) ... made 11 tackles (four solo, seven assist) vs. the Eagles ... batted down two UCLA passes, with one tip bringing up a Bruins fourth down (10/6) ... brought down five tackles with one sack for a loss of nine yards vs. the Bruins ... made 31st straight start for Notre Dame ... recorded six tackles (five solo/one assist) vs. Purdue (9/29) ... had three tackles for a loss of 20 yards ... recorded one sack for a loss of 11 yards against the Boilermakers ... assisted on nine tackles against Michigan State (9/22) ... recovered the ball after a Spartan fumble in the first quarter ... recorded seven tackles in his 28th consecutive start for the Fighting Irish against Michigan (9/15) ... once again led the Irish with 10 total tackles (tied with teammate Joe Brockington) (six solo, four assist) ... had one fumble recovery against the Nittany Lions with no return (9/8) ... led the defensive line and tied for the team lead with nine tackles ... added one quarterback hurry and blocked fourth field goal of his career against the Yellow Jackets.

CAREER STATISTICS

Year	G-GS	Solo	Asst	Total	TFL
2003	DNP				
2004	12-0	8	9	17	2.0-11
2005	12-12	8	25	33	3.0-17
2006	13-13	22	40	62	9.5-40
2007	7-7	26	31	57	5.5-31
Total	44-32	59	104	163	13.5-80

Year	G-GS	Sck	PBU	FF	FR
2003	DNP				
2004	12-0	1.0-8	2	1	1
2005	12-12	1.5-13	1	0	0
2006	13-13	3.5-24	2	1	1
2007	7-7	2.0-20	4	0	2
Total	44-32	7.0-54	9	2	4

8

DB
6-0, 187
So.



Raeshon McNeil
Cooleemee, N.C.

2007 SEASON: Started first career game with the Irish vs. Purdue (9/23) ... made one assisted tackle ... recorded a pass break-up vs. the Boilermakers ... recorded a season high five tackles (four solo, one assist) against Michigan (9/15) ... did not see playing time in the second game of the season against Penn State (9/8) ... played as a reserve defensive back against Georgia Tech (9/1) ... appeared on special teams and as a defensive back in the dime package.


CAREER STATISTICS

Year	G-GS	Solo	Asst	Total	TFL
2006	11-0	2	2	4	0.0-0
2007	6-1	4	2	6	0.0-0
Total	16-0	6	3	9	0.0-0

Year	G-GS	Sck	PBU	FF/FR	INT
2006	11-0	0.0-0	0	0/0	0
2007	6-1	0.0-0	2	0/0	0
Total	16-0	0.0-0	0	0/0	0

82

WR
6-4, 209
So.



Robby Parris
Olmsted Falls, Ohio

2007 SEASON: Led the Irish in receiving against Boston College (10/13) ... grabbed the first touchdown of his Irish career ... recorded a career high 94 yards on four catches vs. the Eagles ... had three receptions for 13 yards against UCLA (10/6) ... made a career high seven catches for 93 yards, leading the Irish against Purdue (9/29) ... pulled in one reception vs. Michigan for seven yards (9/15) ... recorded only one reception, the longest of the day at 35 yards against Penn State (9/8) ... reception against the Nittany Lions was also longest in career ... saw first meaningful snaps of his Notre Dame career in the season opener vs Georgia Tech (9/1) ... recorded three receptions for 30 yards.

CAREER RECEIVING STATISTICS

Year	Rec	Yds	Avg	TD
2006	1	7	7.0	0
2007	19	272	14.3	1
Total	20	279	14.0	1

17

P
6-3, 208
Sr.



Geoff Price
Hurst, Texas

2007 SEASON: Picked up his eighth punt of 50 yards or more this season against the Eagles of Boston College (10/13) ... recorded nine punts for 363 yards against the UCLA Bruins (10/6) ... did not see playing time vs. Purdue ... for the second straight game, registered two punts over 50 yards (Michigan State, 9/22 and Michigan, 9/15) ... now has 20 career punts over 50 yards ... knocked two punts in the 20-yard line vs. the Wolverines ... increased average to 44.8 yards vs Penn State, the second game of the season (9/8) ... recorded a long punt of 57 yards, his longest on the season and 16th career punt of at least 50 yards ... punt was just 5 yards shy of career longest punt of 62 yards recorded in 2006 ... recorded career-highs of nine punts on the day for 403 total yards against the Nittany Lions ... averaged 38.3 yards on seven punts in season opener vs Georgia Tech (9/1).

CAREER STATISTICS

Year	G-GS	Punts	Yds	Avg	Long
2003	DNP				
2004	2-0	2	89	44.5	51
2005	DNP				
2006	12-0	50	2272	45.4	62
2007	6-0	44	1810	41.1	57
Total	20-0	96	4171	43.4	62

90

OLB
6-5, 253
So.



John Ryan
Westlake, Ohio

2007 SEASON: Made four tackles against Boston College (10/13) ... recorded one sack for a loss of nine yards against UCLA (10/6) ... had one forced fumble that set up a 34 yard fumble return by teammate Maurice Crum for an Irish touchdown vs the Bruins ... made six solo tackles vs. Purdue (9/29) ... recorded two tackles for a loss of 12 yards ... recorded first unassisted sack of the season for a loss of 11 yards against the Boilermakers ... recorded seven tackles (six solo, one assist) against Michigan (9/15) ... made second-career start with the Irish, rounding up four assisted tackles vs Penn State (9/8) ... started for the first time in his Notre Dame career against Georgia Tech (9/1) ... recorded three tackles against the Yellow Jackets.

CAREER STATISTICS

Year	G-GS	Solo	Asst	Total	TFL
2006	10-0	2	2	4	1.0-2
2007	7-7	16	10	26	5.0-30
Total	17-7	18	12	30	6.0-32

Year	G-GS	Sck	PBU	FF	FR
2006	10-0	0.0-0	0	0	0
2007	7-7	2.5-20	0	1	0
Total	17-7	2.5-20	1	0	0

44

FB
6-0, 261
Jr.



Asaph Schwapp
Hartford, Conn.

2007 SEASON: Had two receptions for 22 yards against Boston College (10/13) ... had one rush for two yards against UCLA (10/6) ... recorded first catch of the season for five yards against Purdue (9/29) ... started at fullback for the Irish in second game of the season vs Penn State (9/8) ... made a startling block for quarterback Jimmy Clausen, allowing him to scramble for a Notre Dame first down on the first offensive series vs the Nittany Lions ... made first appearance for the Irish against Georgia Tech (9/1) since injuring his knee vs Penn State (9/9/06).

CAREER RUSHING STATISTICS

Year	Att	Yds	Avg	TD
2005	27	67	2.5	0
2006	4	15	3.8	0
2007	4	5	1.2	0
Total	35	87	2.5	0

CAREER RECEIVING STATISTICS

Year	Rec	Yds	Avg	TD
2005	3	22	7.3	0
2006	0	0	0.0	0
2007	3	27	9.0	0
Total	6	49	8.2	0

13

QB
6-2, 216
Jr.



Evan Sharpley
Marshall, Mich.

2007 SEASON: Provided a spark for the Irish upon entering the game in the third quarter against Boston College (10/13) ... led the Irish on a 79 yard scoring drive in which he went four for seven for 64 yards and a touchdown against the Eagles ... came in during the second half for the Irish, connecting on 16-of-26 passes against Purdue (9/29) ... recorded a career high 208 yards passing and two touch-

down passes... connected with Tate for a game long 43-yard pass ... committed one interception vs. the Boilermakers ... after entering the game in the fourth quarter, completed 4-of-7 pass attempts for 33 yards against Michigan State (9/22)...completed 2-of-5 passes for 11 yards after entering the game in the fourth quarter vs. Michigan (9/15) ... did not see action as quarterback in the second game of the season vs Penn State (9/8) ... did enter the game as a holder against the Nittany Lions ... entered against Georgia Tech (9/1) with 2:44 remaining in the first half and guided the Irish through the next four possessions ... completed 10-of-13 passes for 92 yards including a long completion of 20 yards to George West.

CAREER PASSING STATISTICS


Year	G-GS	C-A-I	Pct	Yds	TD
2005	DNP				
2006	8-0	1-2-0	50.0	7	0
2007	6-0	43-80-2	53.7	344	2
Total	132-0	33-53-2	62.2	479	3

CAREER RUSHING STATISTICS

Year	Att	Yds	Avg	TD
2005	DNP			
2006	2	0	0.0	0
2007	20	-67	-3.4	0
Total	22	-67	-3.0	0

49

ILB
6-1, 245
So.



Toryan Smith
Rome, Ga.

2007 SEASON: Had three assisted tackles against Boston College (10/13) ... recorded three tackles (two solo, one assist) against UCLA (10/6) ... made one tackle for a loss of two yards vs. the Bruins ... had four tackles (two solo, two assist) against Michigan State (9/22) ... recorded two tackles (one solo, one assist) vs Penn State (9/8) split time against Georgia Tech (9/1) with Joe Brockington at ILB ... finished with one assisted tackle.

CAREER STATISTICS

Year	G-GS	Solo	Asst	Total	TFL
2006	9-0	6	3	9	0.0-0
2007	7-2	5	8	13	1.0-2
Total	16-2	11	11	22	1.0-2

Year	G-GS	Sck	PBU	FF	FR
2006	9-0	0.0-0	0	0	0
2007	7-2	0.0-0	0	0	0
Total	16-2	0.0-0	0	0	0

57

DE
6-2, 272
Sr.



Dwight Stephenson, Jr.
Delray Beach, Fla.

2007 SEASON: Had two assisted tackles and a quarterback hurry against Boston College (10/13) ... recorded three tackles including two for a loss of two yards against the UCLA Bruins (10/6)...made three solo tackles vs. Purdue (9/29) ... recorded one tackle for a loss of two yards vs. the Boilermakers ... recorded two tackles (one solo, one assist) against Michigan State (9/22) ... had six tackles (five solo/one assist) against Michigan (9/15) ... Picked up first career start at Penn State ... recorded one assisted tackle in second game of the season against Penn State (9/8) ... opened the 2007 campaign as a reserve DE ... split time with Justin Brown vs Georgia Tech (9/1) and recorded three tackles and QB hurry.

CAREER STATISTICS

Year	G-GS	Solo	Asst	Total	TFL
2003	DNP				
2004	DNP				
2005	6-0	0	0	0	0.0-0
2006	1-0	0	1	1	0.0-0
2007	7-3	12	8	20	3.0-4
Total	14-3	12	9	21	3.0-4

Year	G-GS	Sck	PBU	FF	FR
2003	DNP				
2004	DNP				
2005	6-0	0.0-0	0	0	0
2006	1-0	0.0-0	0	0	0
2007	7-3	0.0-0	0	0	0
Total	14-3	0.0-0	0	0	0

78

OC
6-4, 303
Sr.



John Sullivan
Old Greenwich, Conn.


2007 SEASON: Started in 28th consecutive game with the Irish against Boston College (10/6) ... worked with freshman quarterback Jimmy Clausen in his first career start with Notre Dame vs the Nittany Lions (9/8) ... began his final season starting at center for the 22nd straight game ... helped break in three Notre Dame quarterbacks against Georgia Tech (9/1).

CAREER STATISTICS

Year	G-GS	Time
2003	DNP	
2004	12-12	367:24
2005	12-8	273:30
2006	13-13	324:31
2007	7-7	
Total	43-39	965:25

23

WR
6-0, 190
Fr.



Golden Tate
Hendersonville, Tenn.

2007 SEASON: Had one kickoff retn for 18 yards against Boston College (10/13) ...made first career start (becoming the fourth freshman to start this season) at UCLA (10.6) ... had break-out game vs. Purdue (9/29) ... recorded a team game high 104 yards on three catches ... made long catch of the day off of a pass from Sharpley for 43 yards ... caught 25-yard pass from Sharpley for an Irish touchdown ... recorded one kick off for 14 yards against the Boilermakers ... recorded three kickoff returns for 62 yards against Michigan State (9/22)... had five kick-off returns for the Irish, bringing in 133 yards vs. Michigan (9/15) ... recorded long return of 40 yards, a career high ... recorded four rushing yards against the Wolverines ... brought back a kick off 34 yards vs. Penn State (9/8) ... recorded one kick-off return for 20 yards against Georgia Tech (9/1).

RUSHING STATISTICS

Year	Att	Yds	Avg	TD
2007	1	4	4.0	0

RECEIVING STATISTICS

Year	Rec	Yds	Avg	TD
2007	4	104	26.0	1

KICKOFF RETURN STATISTICS

Year	No	Yds	Avg	Lg
2007	12	281	23.4	40

26

HB
6-0, 216
Sr.



Travis Thomas
Washington, Pa.

2007 SEASON: Recorded his first touchdown of the season against Michigan State (9/22) ... touchdown put Irish ahead of the Spartans 7-0 in first quarter ...was first offensive touchdown for the Irish in the 2007 campaign ... recorded team high rush of 13 yards for the Irish against

Michigan (9/15) ... led the Irish against Penn State with 12 yards on six carries ... started in the offensive backfield for just the third time in his career against Georgia Tech (9/1) ... received more carries than any running back, logging seven rushes for minus seven yards.

CAREER RUSHING STATISTICS

Year	Att	Yds	Avg	TD
2003	DNP			
2004	25	25	1.0	0
2005	63	248	3.9	5
2006	13	78	6.0	2
2007	18	20	1.1	1
Total	118	371	3.1	8


CAREER RECEIVING STATISTICS

Year	Rec	Yds	Avg	TD
2003	DNP			
2004	3	30	10.0	0
2005	2	9	4.5	0
2006	0	0	0.0	0
2007	0	0	0.0	0
Total	5	39	7.8	0

77

OG
6-6, 301

Jr.



Michael Turkovich
Bedford, Pa.

2007 SEASON: Started seventh consecutive career game against Boston College (10/13) ... started for the first time in his Notre Dame career when he opened at left guard against Georgia Tech (9/1) ... saw first meaningful snaps on the offensive line in his career at Notre Dame against the Yellow Jackets.

CAREER STATISTICS

Year	G-GS	Time
2005	7-0	23:45
2006	9-0	23:03
2007	7-7	
Total	23-7	46:48

54

OLB
6-3, 234

Sr.



Anthony Vernaglia
Anaheim Hills, Calif.

2007 SEASON: Made five tackles (four solo, one assisted) including a tackle for loss of three yards against Boston College (10/13) ... recorded four tackles (one solo/ three assist) against UCLA (10/6) ... did not see playing time vs. Purdue ... recorded two tackles (one solo, one assist) against Michigan State (9/22) ... had one

assist tackle against Michigan (9/15) ... recorded three tackles (one solo, two assist) against Penn State (9/8) ... started at OLB in the new 3-4 defensive scheme implemented this year by the Irish ... tallied three tackles on the day.

CAREER STATISTICS

Year	G-GS	Solo	Asst	Total	TFL
2004	DNP				
2005	5-0	2	2	4	0.0-0
2006	8-0	1	0	1	0.0-0
2007	5-3	9	9	18	1.0-3
Total	19-3	12	11	23	1.0-3

Year	G-GS	Sck	PBU	FF	FR
2004	DNP				
2005	5-0	0.0-0	0	0	0
2006	8-0	0.0-0	0	0	0
2007	6-3	0.0-0	0	0	0
Total	19-3	0.0-0	0	0	0

2

DB
6-0, 180

So.



Darrin Walls
Pittsburgh, Pa.

2007 SEASON: Recorded two solo tackles and two broken up passes against Boston College (10/13) ... made three tackles (two solo/one assist) against Purdue (9/29) ... recorded two tackles (one solo, one assist) for the Irish at Michigan (9/15) ... lifted the Notre Dame sidelines after returning an interception 73 yards for a touchdown at Penn State (9/8) ... touchdown was first of the season for Notre Dame ... in fourth-career recorded two solo tackles at cornerback vs the Nittany Lions ... started for the third time in his career when he opened the season as the starting left cornerback ... recorded two solo tackles while helping to limit Georgia Tech to 45.8 percent pass completion percentage.

CAREER STATISTICS

Year	G-GS	Solo	Asst	Total	TFL
2006	8-2	4	0	4	0.0-0
2007	7-6	11	2	13	0.0-0
Total	15-8	15	2	17	0.0-0

Year	G-GS	Sck	PBU	FF/FR	INT
2006	8-2	0.0-0	1	0/0	0
2007	7-6	0.0-0	4	0/0	1
Total	15-8	0.0-0	5	0/0	1

14

PK
6-3, 197
Fr.



Brandon Walker
Findlay, Ohio

2007 SEASON: Made one PAT against Boston College (10/13) ... kicked an Irish career long field goal of 48 yards in the third quarter against UCLA (10/6) ... missed two PATs against Purdue (9/29) ... 35-yard field-goal attempt was blocked by the Boilermakers ... connected on only field goal attempt (22 yards) vs Penn State (9/8), keeping his record on the season perfect (2-2) ... also connected on first PAT of the season (1-1) ... one of nine freshmen to pick up their first career action for the Irish in the season opening loss against Georgia Tech ... connected on his only field goal attempt of the afternoon (24 yards) ... first left-footed field goal kicker for Notre Dame since Harry Oliver in 1981.

CAREER KICKING STATISTICS

Year	PAT	Pct.	FG-FGA	Pct.	Long
2007	6-8	75.0	4-6	66.7	48

51

OG
6-4, 287
So.



Dan Wenger
Coral Springs, Fla.

2007 SEASON: Did not see playing time against Purdue (9/29) ... missed Michigan State game due to injury ... made third career start at Michigan (9/15) ... made second appearance for the Irish in his career, starting at right guard against Penn State (9/8) ... played for the first time in his Notre Dame career when he started at right guard against Georgia Tech (9/1) ... lined up next to his high school teammate, Sam Young.

CAREER STATISTICS

Year	G-GS	Time
2006	DNP	
2007	3-3	
Total	3-3	0:00

19

WR
5-10, 197
So.



George West, Jr.
Spencer, Okla.

2007 SEASON: Made four receptions for 37 yards vs. Purdue (9/29) ... led Irish with 25 receiving yards on three catches against Michigan State (9/22) ... recorded two receptions for a team high 23 yards against Michigan (9/15) ... was third for Notre Dame in receiving, catching two passes for nine yards against Penn State (9/8) ... made second career start for the Irish against the Nittany Lions ... started his first game for the Irish against Georgia Tech (9/1) ... tied for second on the team with 29 yards receiving on two catches including a long reception of 20 yards.

CAREER RUSHING STATISTICS

Year	Att	Yds	Avg	TD
2006	1	11	11.0	1
2007	0	0	0	0
Total	1	11	11.0	1

CAREER RECEIVING STATISTICS

Year	Rec	Yds	Avg	TD
2006	2	14	7.0	0
2007	14	126	9.0	0
Total	16	140	8.8	0

CAREER KICK RETURN STATISTICS

Year	Ret	Yds	Avg	TD	Long
2006	12	251	26.0	0	33
2007	0	0	0.0	0	0
Total	12	251	26.0	0	33

CAREER PUNT RETURN STATISTICS

Year	Ret	Yds	Avg	TD	Long
2006	4	20	5.0	0	10
2007	0	0	0.0	0	0
Total	4	20	5.0	0	10

22

DB
5-11, 196
Sr.



Ambrose Wooden
Baltimore, Md.

2007 SEASON: Made five solo tackles against Boston College (10/13) ... recorded six tackles (three solo/ three assist) against UCLA (10/6) ... made three solo tackles against Purdue (9/29) ... recorded two solo tackles against Michigan State (9/22) ... assisted on one tackle against Michigan (9/15) ... recorded two tackles (one solo, one assist) vs Penn State (9/8) ... Notre Dame's primary nickel back saw the field

against Georgia Tech (9/1) primarily in passing situations.

CAREER STATISTICS

Year	G-GS	Solo	Asst	Total	TFL
2003	DNP				
2004	9-0	2	3	5	0.0-0
2005	12-12	61	13	74	0.0-0
2006	9-3	17	4	21	0.0-0
2007	7-3	14	5	19	0.0-0
Total	37-18	91	25	116	0.0-0

CAREER STATISTICS

Year	G-GS	Skc	Pbu	FF/FR	INT
2003	DNP				
2004	9-0	0.0-0	0	0/0	0
2005	12-12	0.0-0	7	0/1	2
2006	9-3	0.0-0	2	1/0	0
2007	7-3	0.0-0	0	0/0	0
Total	37-18	0.0-0	9	1/1	2

84

TE
6-6, 264
So.



Will Yeatman
San Diego, Calif.

2007 SEASON: Started first career game at UCLA (10/6) ... caught second-career pass when quarterback Jimmy Clausen connected with him for a six yard gain vs Penn State (9/8) ... recorded his first reception while at Notre Dame on a 10-yard pass from Jimmy Clausen in the fourth quarter against Georgia Tech (9/1).

CAREER STATISTICS

Year	Rec	Yds	Avg	TD
2006	0	0	0.0	0
2007	2	16	8.0	0
Total	2	16	8.0	0

74

OT
6-8, 310
So.



Sam Young
Coral Springs, Fla.

2007 SEASON: Continues to be a force on the Irish offensive line ... lined up in his 19th consecutive start as right tackle for the Irish vs. UCLA (10/6) ... started his 14th straight game at Notre Dame when he opened the season against Georgia Tech (9/1) at right tackle.

CAREER STATISTICS

Year	G-GS	Time
2006	13-13	292:17
2007	7-7	
Total	20-19	292:17

9

DS
6-0, 207
Sr.



Tom Zbikowski
Arlington Heights, Ill.

2007 SEASON: Made six tackles (three solo, three assisted) against Boston College (10/13) ... recorded six tackles (three solo, three assist) including a sack against UCLA (10/6) ... while sacking the Bruins, he forced a fumble that put the Irish on the one-yard line, setting up a Notre Dame field goal ... made season high seven solo tackles for the Irish against Purdue (9/29) ... made first interception on the season ... had one punt return for six yards vs. the Boilermakers ... recorded five tackles (two solo, three assist) vs. Michigan State (9/22) ... recorded three punt returns for a total of 26 yards vs. Michigan (9/15) ... made eight tackles (five solo/three assist) on defense vs. the Wolverines... turned heads with his 47-yard punt return in the third quarter vs. Penn State (9/8) ... return landed Notre Dame on the Penn State seven-yard line setting up first and goal for the Irish offense ... series resulted in a field goal for the Irish ... starting at strong safety, he had two forced fumbles vs the Nittany Lions ... recorded six tackles on the day (four solo, two assist) against Penn State ... started the season opener for the fourth straight season when he opened at strong safety against Georgia Tech (9/1) ... totaled four tackles against the Yellow Jackets and only had one opportunity to return a punt.

CAREER STATISTICS

Year	G-GS	Solo	Asst	Total	TFL
2003	DNP				
2004	12-12	37	33	70	2.5-5
2005	12-12	42	29	71	1.0-10
2006	12-12	44	35	79	1.0-1
2007	7-7	25	16	41	1.0-9
Total	43-431	46	110	256	5.5-25

Year	G-GS	Sck	PBU	FF/FR	INT
2003	DNP				
2004	12-12	0.0-0	2	2/1	1
2005	12-12	1.0-10	9	1/0	5
2006	12-12	0.0-0	2	1/1	0
2007	7-7	1.0-9	1	2/0	1
Total	42-42	2.0-109	14	6/2	7

CAREER PUNT RETURN STATISTICS

Year	Ret	Yds	Avg	TD	Long
2005	27	379	14.0	2	78
2006	16	144	9.0	1	52
2007	11	113	10.3	0	47
Total	54	636	11.8	3	78

NUMERICAL ROSTER			ALPHABETICAL ROSTER						
No.	Name	Pos	No.	Name	Pos	Ht	Wt	Cl	Hometown/Previous School
1	Hord, D.J.	WR	34	Aldridge, James	HB	6-0	222	So.	Crown Point, IN/Merrillville
2	Walls, Darrin*	DC	5	Allen, Armando	HB	5-10	190	Fr.	Opa Locka, FL/Hialeah-Miami Lakes
4	Gray, Gary	DC	45	Anello, Mike+	DC	5-10	170	Jr.	Orland Park, IL/Carl Sandburg
5	Allen, Armando	HB	67	Bemenderfer, Thomas	OC	6-5	285	Jr.	Mishawaka, IN/Penn
6	Herring, Ray**	DS	12	Bragg, Darrin	QB	6-1	188	Sr.	San Jose, CA/Bellarmino Prep
7	Clausen, Jimmy	QB	52	Brockington, Joe***	ILB	6-2	240	Sr.	Palmyra, PA/Palmyra
8	McNeil, Raeshon*	DC	39	Brooks, Kevin+	TE	6-2	241	So.	Thousand Oaks, CA/Crespi Carmelite
9	Zbikowski, Tom***	DS	94	Brown, Justin**	DE	6-3	261	Sr.	Clinton, MD/Bishop McNamara
11	Grimes, David**	WR	31	Brown, Sergio*	DS	6-2	196	So.	Maywood, IL/Proviso East
12	Bragg, Darrin	QB	27	Bruton, David**	DS	6-2	207	Jr.	Miamisburg, OH/Miamisburg
13	Sharpley, Evan	QB	39	Burkhart, Ryan	K	5-11	196	So.	Wakarusa, IN/Northwood
14	Walker, Brandon	K/P	89	Carlson, John***	TE	6-6	255	Sr.	Litchfield, MN/Litchfield
15	Ferrine, Leo**	DC	7	Clausen, Jimmy	QB	6-3	207	Fr.	Westlake Village, CA/Oaks Christian
16	Gillett, Justin+	QB	40	Crum, Maurice**	ILB	6-0	230	Sr.	Tampa, FL/Tampa Bay Tech
17	Price, Geoff*	P	75	Dever, Taylor	OT	6-5	289	Fr.	Grass Valley, CA/Nevada Union
18	Kamara, Duval	WR	72	Duncan, Paul*	OT	6-7	308	Jr.	Dallas, GA/East Paulding
19	West, George*	WR	24	Erickson, Brandon+	WR	6-0	185	Sr.	Marlboro, NJ/Marlboro
20	Lambert, Terrail**	DC	15	Ferrine, Leo**	DC	6-0	189	Sr.	Springfield, NJ/Saint Peter's
21	Gallup Jr., Barry	WR	29	Gaines, Jashaad	DS	6-0	203	So.	Las Vegas, NV/Las Vegas
22	Wooden, Ambrose**	DC	21	Gallup Jr., Barry	WR	5-11	185	So.	Wellesley, MA/Belmont Hill
23	Williams, William David	DC	16	Gillett, Justin+	QB	5-11	180	Sr.	Goleta, CA/San Marcos High
23	Tate, Golden	WR	24	Gordon, Leonard	DS/DC	5-11	194	So.	Clarksville, TN/Fort Campbell
24	Gordon, Leonard	DS/DC	4	Gray, Gary	DC	5-11	180	Fr.	Columbia, SC/Richland Northeast
24	Erickson, Brandon+	WR	11	Grimes, David**	WR	5-10	177	Jr.	Detroit, MI/Saint Martin De Porres
25	Prince, Munir	DC	92	Hand, Derrell*	DL	6-3	287	Jr.	Philadelphia, PA/West Catholic
26	Thomas, Travis***	HB	6	Herring, Ray**	DS	5-10	197	Jr.	Melbourne, FL/Holy Trinity Episcopal
27	Bruton, David**	DS	1	Hord, D.J.	WR	6-1	196	Jr.	Lee's Summit, MO/Rockhurst
28	McCarthy, Kyle*	DS	33	Hughes, Robert	HB	5-11	238	Fr.	Chicago, IL/Hubbard
29	Gaines, Jashaad	DS	38	Iams, Wade	DC	5-9	183	Sr.	Mishawaka, IN/Penn
29	Richardville, Jake+	WR	37	Jabbie, Junior	HB	5-11	205	Sr.	Parlin, NJ/The Hun School Of Princeton
30	Smith, Harrison	DS	80	Jackson, Richard*	WR	6-3	204	So.	Minneola, FL/East Ridge
31	Brown, Sergio*	DS	61	Jansen, J.J. **	LS	6-3	242	Sr.	Phoenix, AZ/Brophy
32	Schmidt, Luke	FB	18	Kamara, Duval	WR	6-5	222	Fr.	Hoboken, NJ/Hoboken
33	Hughes, Robert	HB	69	Kennedy, Neil+	NT	5-11	266	Sr.	Phoenix, AZ/Brophy
34	Aldridge, James	HB	96	Kuntz, Pat*	NT	6-3	285	Jr.	Indianapolis, IN/Roncalli
35	Whitaker, Nate+	K	20	Lambert, Terrail**	DC	5-11	191	Jr.	Bakersfield, CA/Saint Bonaventure
35	Smith, Kevin+	ILB	98	Laws, Trevor***	DE	6-1	296	Sr.	Burnsville, MN/Apple Valley
37	Jabbie, Junior	HB	43	Leonis, John+	DB	5-9	169	Jr.	Medford, OR/Saint Mary's
38	Iams, Wade	DC	43	Maust, Eric+	P	6-2	177	So.	Atlanta, GA/Blessed Trinity
38	Possley, Nick+	WR	28	McCarthy, Kyle*	DS	6-1	207	Jr.	Youngstown, OH/Cardinal Mooney
39	Burkhart, Ryan	K	8	McNeil, Raeshon*	DC	6-0	187	So.	Cooleemee, NC/Davie
39	Brooks, Kevin+	TE	93	Mullen, Paddy	DE	6-3	290	So.	St. Louis, MO/De Smet Jesuit
40	Crum, Maurice**	ILB	47	Nagel, Aaron	ILB	6-1	229	Fr.	Lemont, IL/Lemont
41	Rodriguez, Nikolas+	HB	PRONUNCIATION GUIDE Bruton, David - BREW-ten Dever, Taylor - dev-er (rhymes with never) Ferrine, Leo - Fuh-REEN Hand, Derrell - duh-RELL Kamara, Duval - kuh-MARE-uh, doo-VALL Kuntz, Pat - Koontz Nwankwo, Emeka - nuh-WONK-wo, uh-MEK-uh Prince, Munir - MOON-year Richardson, Morrice - mo-REESE Romine, Matt - ro-MINE Schwapp, Asaph - shwopp, A-saff Talerico, Mike - tal-ruh-co Tisak, Jeff - TEE-sack Turkovich, Michael - turk-uh-vitch Vernaglia, Anthony - ver-NAG-lee-uh Yeatman, Will - YATE-men Zbikowski, Tom - zib-uh-COW-ski						
41	Smith, Scott	ILB							
42	Washington, Kevin	OLB							
43	Maust, Eric+	P							

ALPHABETICAL ROSTER (cont.)

No.	Name	Pos	Ht	Wt	Cl	Hometown/Previous School
47	Narvaez, Mike+	FB	5-11	231	So.	Ridgewood, NJ/Ridgewood
56	Neal, Kerry	OLB	6-2	245	Fr.	Bunn, NC/Bunn
76	Nuss, Andrew	DE	6-5	292	Fr.	Ashburn, VA/Stone Bridge
91	Nwankwo, Emeka	DE	6-4	283	Fr.	Miramar, FL/Chaminade-Madonna Prep
55	Olsen, Eric	OG	6-5	303	So.	Staten Island, NY/Poly Prep Ctry.
82	Parris, Robby	WR	6-4	209	So.	Olmsted Falls, OH/Saint Ignatius
50	Paskorz, Steve	ILB	6-2	235	Fr.	Allison Park, PA/Hampton
45	Patterson, Kristopher+	WR	5-11	185	Jr.	Seattle, WA/O' Dea
38	Possley, Nick+	WR	6-0	208	Sr.	Wheaton, IL/Wheaton-Warrenville
17	Price, Geoff*	P	6-3	208	Sr.	Plano, TX/Colleyville Heritage
25	Prince, Munir	DC	5-10	184	So.	Florissant, MO/De Smet Jesuit
48	Quinn, Steve**	ILB	6-2	231	Jr.	Cherry Hill, NJ/Saint Joseph's Prep
83	Ragone, Mike	TE	6-5	230	Fr.	Cherry Hill, NJ/Camden Catholic
53	Richardson, Morrice	OLB	6-2	244	So.	College Park, GA/Westlake
29	Richardville, Jake+	WR	6-1	180	Jr.	Fort Wayne, IN/Bishop Dwenger
41	Rodriguez, Nikolas+	HB	5-11	205	Jr.	San Antonio, TX/Cornerstone Christian
70	Romine, Matt	OT	6-5	279	Fr.	Tulsa, OK/Union
90	Ryan, John*	OLB	6-5	253	So.	Westlake, OH/Saint Ignatius
32	Schmidt, Luke	FB	6-3	248	So.	Jasper, IN/Jasper
44	Schwapp, Asaph*	FB	6-0	261	Jr.	Hartford, CT/Weaver
13	Sharpley, Evan	QB	6-2	216	Jr.	Marshall, MI/Marshall
58	Smith, Brian	OLB	6-3	233	Fr.	Overland Park, KS/Saint Thomas Aquinas
30	Smith, Harrison	DS	6-2	205	Fr.	Knoxville, TN/Knoxville Catholic
35	Smith, Kevin+	ILB	5-8	200	Jr.	Gainesville, FL/F.W. Buchholz
41	Smith, Scott	ILB	6-4	235	Jr.	Highland Park, IL/Highland Park
49	Smith, Toryan*	ILB	6-1	245	So.	Rome, GA/Rome
57	Stephenson, Dwight	DE	6-2	272	Sr.	Delray Beach, FL/Pope John Paul II
59	Stewart, Chris	OG	6-5	339	So.	Spring, TX/Klein
78	Sullivan, John***	OC	6-4	303	Sr.	Old Greenwich, CT/Greenwich
86	Talerico, Michael*	TE	6-5	250	So.	Chesterfield, MO/Saint Louis University High
23	Tate, Golden	WR	5-11	188	Fr.	Hendersonville, TN/Pope John Paul II
26	Thomas, Travis***	HB	6-0	216	Sr.	Washington, PA/Washington
63	Tisak, Jeff+	OT	6-5	306	Jr.	Duluth, MN/Duluth East
77	Turkovich, Mike	OG/OT	6-6	301	Jr.	Bedford, PA/Valley Forge Military College
85	Vos, Sam+	WR	5-10	199	So.	Burlington, WI/Catholic Central
54	Vernaglia, Anthony	OLB	6-3	234	Sr.	Anaheim Hills, CA/Lutheran
97	Wade, Kallen	DE	6-5	257	So.	Cincinnati, OH/Withrow
14	Walker, Brandon	K/P	6-3	197	Fr.	Findlay, OH/Findlay
2	Walls, Darrin*	DC	6-0	180	So.	Pittsburgh, PA/Woodland Hills
42	Washington, Kevin	OLB	6-1	241	Jr.	Sugar Land, TX/Stephen F. Austin
71	Webb, Bartley	OT	6-6	305	So.	Springdale, AR/Springdale
51	Wenger, Dan	OG/OC	6-4	287	So.	Coral Springs, FL/Saint Thomas Aquinas
19	West, George*	WR	5-10	197	So.	Spencer, OK/Northeast
35	Whitaker, Nate+	K	5-9	170	So.	San Diego, CA/Saint Augustine
95	Williams, Ian	NT	6-2	300	Fr.	Altamonte Springs, FL/Lyman
23	Williams, William David	DC	5-9	173	Sr.	Raleigh, NC/Millbrook
22	Wooden, Ambrose**	DC	5-11	196	Sr.	Baltimore, MD/Gilman School
84	Yeatman, Will*	TE	6-6	264	So.	San Diego, CA/Rancho Bernardo
74	Young, Sam*	OT	6-8	310	So.	Coral Springs, FL/Saint Thomas Aquinas
9	Zbikowski, Tom***	DS	6-0	207	Sr.	Arlington Heights, IL/Bufalo Grove

* indicates number of monograms won; + indicates non-scholarship (walk-on) player

NUMERICAL ROSTER (cont.)

No.	Name	Pos
43	Leonis, John+	DB
44	Schwapp, Asaph*	FB
45	Patterson, Kristopher+	WR
45	Anello, Mike+	DC
47	Narvaez, Mike+	FB
47	Nagel, Aaron	ILB
48	Quinn, Steve**	ILB
49	Smith, Toryan*	ILB
50	Paskorz, Steve	ILB
51	Wenger, Dan	OG/OC
52	Brockington, Joe***	ILB
53	Richardson, Morrice	OLB
54	Vernaglia, Anthony	OLB
55	Olsen, Eric	OG
56	Neal, Kerry	OLB
57	Stephenson, Dwight	DE
58	Smith, Brian	OLB
59	Stewart, Chris	OG
61	Jansen, J.J. **	LS
63	Tisak, Jeff+	OT
67	Bemenderfer, Thomas	OC
69	Kennedy, Neil+	NT
70	Romine, Matt	OT
71	Webb, Bartley	OT
72	Duncan, Paul*	OT
74	Young, Sam*	OT
75	Dever, Taylor	OT
76	Nuss, Andrew	DE
77	Turkovich, Mike	OG/OT
78	Sullivan, John***	OC
80	Jackson, Richard*	WR
82	Parris, Robby	WR
83	Ragone, Mike	TE
84	Yeatman, Will*	TE
85	Vos, Sam+	WR
86	Talerico, Michael*	TE
89	Carlson, John***	TE
90	Ryan, John*	OLB
91	Nwankwo, Emeka	DE
92	Hand, Derrell	DL
93	Mullen, Paddy	DE
94	Brown, Justin**	DE
95	Williams, Ian	NT
96	Kuntz, Pat*	NT
97	Wade, Kallen	DE
98	Laws, Trevor***	DE

**Notre Dame
Depth Chart**

Notre Dame Offense

X	18	Duval Kamara	6-5	222	Fr.
	19	George West	5-10	197	So.
	1	D.J. Hord	6-1	196	Jr.
LT	74	SAM YOUNG	6-8	310	So.
	75	Taylor Dever	6-5	289	Fr.
LG	77	Mike Turkovich	6-6	301	Jr.
	67	Thomas Bemenderfer	6-5	285	Jr.
C	78	JOHN SULLIVAN	6-4	303	Sr.
	51	Dan Wenger	6-4	287	So.
RG	55	Eric Olsen	6-5	303	So.
	51	Dan Wenger	6-4	287	So.
RT	72	Paul Duncan	6-7	308	Jr.
	59	Chris Stewart	6-5	339	So.
TE	89	JOHN CARLSON	6-6	255	Sr.
	84	Will Yeatman	6-6	264	So.
	83	Mike Ragone	6-5	230	Fr.
Z	82	Robby Parris	6-4	209	So.
	11	David Grimes	5-10	177	Jr.
	23	Golden Tate	5-11	188	Fr.
QB	13	Evan Sharpley	6-2	216	Jr.
	7	Jimmy Clausen	6-3	207	Fr.
FB	44	Asaph Schwapp	6-0	261	Jr.
	32	Luke Schmidt	6-3	248	So.
HB	26	Travis Thomas	6-0	216	Sr.
	or 5	Armando Allen	5-10	190	Fr.
	or 37	Junior Jabbie	5-11	205	Sr.
	or 33	Robert Hughes	5-11	238	Fr.
	34	<i>James Aldridge</i>	6-0	222	So.

Notre Dame Special Teams

PK	14	Brandon Walker	6-3	197	Fr.
	35	Nate Whitaker	5-9	170	So.
P	17	GEOFF PRICE	6-3	208	Sr.
	43	Eric Maust	6-2	177	So.
KO	35	Nate Whitaker	5-9	170	So.
	14	Brandon Walker	6-3	197	Fr.
HLD	17	Geoff Price	6-3	208	Sr.
	13	Evan Sharpley	6-2	216	Jr.

Notre Dame Defense

LDE	98	TREVOR LAWS	6-1	296	Sr.
	92	Derrell Hand	6-3	287	Jr.
	or 93	Paddy Mullen	6-3	290	So.
NT	96	Pat Kuntz	6-3	285	Jr.
	95	Ian Williams	6-2	300	Fr.
RDE	57	Dwight Stephenson Jr.	6-2	272	Sr.
	94	Justin Brown	6-3	261	Sr.
OLB	90	John Ryan	6-5	253	So.
	58	Brian Smith	6-3	233	Fr.
ILB	40	MAURICE CRUM JR.	6-0	230	Sr.
	54	Anthony Vernaglia	6-3	234	Sr.
ILB	52	JOE BROCKINGTON	6-2	240	Sr.
	or 49	Toryan Smith	6-1	245	So.
OLB	56	Kerry Neal	6-2	245	Fr.
	53	Morrice Richardson	6-2	244	So.
LCB	2	Darrin Walls	6-0	180	So.
	or 22	**Ambrose Wooden	5-11	196	Sr.
FS	27	David Bruton	6-2	207	Jr.
	28	Kyle McCarthy	6-1	207	Jr.
SS	9	TOM ZBIKOWSKI	6-0	207	Sr.
	31	Sergio Brown	6-1	196	So.
RCB	20	TERRAIL LAMBERT	5-11	191	Sr.
	8	Raeshon McNeil	6-0	187	So.
	or 25	Munir Prince	5-10	184	So.

Notre Dame Special Teams

SNP	61	J.J. JANSEN	6-3	242	Sr.
	39	Kevin Brooks	6-2	241	Jr.
PR	9	TOM ZBIKOWSKI	6-0	207	Sr.
	11	David Grimes	5-10	177	Jr.
	19	George West	5-10	197	So.
	5	Armando Allen	5-10	190	Fr.
KR	23	Golden Tate	5-11	188	Fr.
	5	Armando Allen	5-10	190	Fr.
	37	Junior Jabbie	5-11	205	Sr.
	19	George West	5-10	197	So.

ALL CAPS - returning starter from 2006 (min. six regular season starts)

** - indicates was a starter in 2005

Italics - indicates injured player.

Game #1 • Sept. 1, 2007
Georgia Tech 33, Notre Dame 3
Notre Dame, Ind. • Notre Dame Stadium (80,795)

(AP) -- Tashard Choice helped Georgia Tech fans forget about the loss of Calvin Johnson.

Choice rushed for a career-high 196 yards and two touchdowns and the Georgia Tech defense had little trouble with Notre Dame's new passers, forcing two fumbles by Demetrius Jones, sacking Evan Sharpley seven times and keeping Jimmy Clausen from doing any damage in a 33-3 victory Saturday.

"I did not see this coming," Georgia Tech coach Chan Gailey said. "I thought we would play pretty well defensively. I did not know we would run the ball as well as we ran it today."

Notre Dame coach Charlie Weis didn't see it coming either. He said one of the biggest problems was the Irish weren't ready for the speed of the game, and blamed himself for not having the team prepared.

"Who else are you going to blame but yourself? I'm the head coach," he said. "It's my responsibility."

It was just the 15th season-opening loss in Notre Dame history and the most lopsided, surpassing the 31-10 loss to Pittsburgh to start the 1976 season. It's also the first time the Irish failed to score a touchdown in a season opener since a 20-12 loss at Michigan in 1985.

The three points are the fewest points scored by the Irish under third-year coach Charlie Weis. The previous low was in a 14-10 win in the season-opener against Georgia Tech last season.

Weis said after the game he couldn't remember the last time an offense he coached had failed to score a touchdown.

"We've had some rough games in the past, but it's been a while," he said.

Weis kept his choice of starting quarterback secret until game time, hoping that preparing for three quarterbacks would make it tough on Georgia Tech's defense. It didn't work. In fact, it almost looked as if Georgia Tech knew what was coming.

Gailey said the Yellow Jackets focused on stopping the run.

"We're going to blitz you. We don't care who you are," he said. "We thought the challenge was to stop the running game to see if they could throw the ball well enough to beat us."

Choice, the leading rusher in the Atlantic Coast Conference last season with 1,473 yards, rushed for more than 100 yards for an eighth straight game, breaking

the school record set by Eddie Lee Ivery in 1978. He scored on a 22-yard run on a direct snap and set up his other 7-yard TD -- also on a direct snap -- with a 45-yard run.

"We just wanted to make a statement and come here to Notre Dame and let everybody know that Georgia Tech is going to be a team to reckon with this year," Choice said.

The only disappointment for Georgia Tech (1-0) was it was forced to settle for four field goals by Travis Bell, who had another one blocked. Jonathan Dwyer added a 7-yard TD run in the fourth quarter.

Taylor Bennett played solidly, completing 11-of-23 passes for 121 yards.

"He did some really good things, and he missed some throws that I had seen him make 50 times in practice," Gailey said. "The great thing is, he didn't have to go play great today. He could play good and we could still win."

Georgia Tech had 386 yards total offense and held the Irish to 122 yards -- the fewest yards for Notre Dame since it had 109 yards in a 44-13 loss at USC in 2002. Jones, Sharpley and Clausen were a combined 15-for-22 for 122 yards. Clausen, the celebrated freshman, was 4-for-6 for 34 yards.

Notre Dame tried to come out and play smash-mouth football -- a stark departure from the aerial attack it used the past two seasons behind Brady Quinn.

"We were going in there determined to try to run the ball, make sure we didn't have negative plays, to make sure we played close to the vest early and got used to the speed of the game with the number of people that were relatively inexperienced," Weis said. "And when it all played out, all of a sudden a couple of bad things could happen, you turn the ball over a couple of times, and they make a couple of big plays."

The Georgia Tech offense repeatedly took advantage of good field position. The only long scoring drive for the Yellow Jackets was a 13-play, 63-yard drive in the third quarter that started on their own 16 and ended in a 39-yard field goal.

Weis said he's not sure who the starter will be next week against Penn State, but said he will announce his decision by Tuesday.

"I have to wait to see how many of those errors are quarterback related and how many of them are protection related, how many of them are route related," he said. "There's a whole litany of problems right there that we have to fix."

Score by Quarters	1	2	3	4	Score
Georgia Tech	6	10	3	14	-- 33
Notre Dame	0	0	3	0	-- 3

First Quarter

11:15 GT T. Bell 32 yd field goal, 5-18 2:14, GT 3 - ND 0
 06:47 GT T. Bell 29 yd field goal, 7-36 2:52, GT 6 - ND 0

Second Quarter

09:44 GT T. Bell 40 yd field goal, 6-21 2:45, GT 9 - ND 0
 02:44 GT T. Choice 22 yd run (T. Bell kick), 7-53 2:46, GT 16 - ND 0

Third Quarter

10:22 GT T. Bell 39 yd field goal, 13-63 4:38, GT 19 - ND 0
 04:38 ND WALKER, Brandon 24 yd field goal, 12-58 5:44, GT 19 - ND 3

Fourth Quarter

13:06 GT T. Choice 7 yd run (T. Bell kick), 8-70 3:00, GT 26 - ND 3
 08:52 GT J. Dwyer 7 yd run (T. Bell kick), 3-17 1:04, GT 33 - ND 3

	GT	ND
FIRST DOWNS	20	13
RUSHES-YARDS (NET)	43-259	41--8
PASSING YDS (NET)	121	130
Passes Att-Comp-Int	24-11-0	22-15-0
TOTAL OFFENSE PLAYS-YARDS	67-380	63-122
Fumble Returns-Yards	1-16	0-0
Punt Returns-Yards	3-17	1--1
Kickoff Returns-Yards	2-35	8-112
Interception Returns-Yards	0-0	0-0
Punts (Number-Avg)	3-48.0	7-38.3
Fumbles-Lost	0-0	3-3
Penalties-Yards	6-53	3-25
Possession Time	29:40	30:20
Third-Down Conversions	4 of 13	5 of 16
Fourth-Down Conversions	0 of 0	2 of 2
Red-Zone Scores-Chances	4-5	1-1
Sacks By: Number-Yards	9-69	1-10

RUSHING: Georgia Tech-T. Choice 26-196; J. Dwyer 5-27; G. Smith 1-18; J. Evans 5-18; J. Nesbitt 3-7; T. Evans 1-2; T. Bennett 2-minus 9. Notre Dame-JONES, Demetrius 12-28; ALLEN, Armando 3-25; ALDRIDGE, James 6-19; SCHWAPP, Asaph 1-minus 1; THOMAS, Travis 7-minus 7; CLAUSEN, Jimmy 2-minus 14; SHARPLEY, Evan 10-minus 58.

PASSING: Georgia Tech-T. Bennett 11-23-0-121; D. Thomas 0-1-0-0. Notre Dame-SHARPLEY, Evan 10-13-0-92; CLAUSEN, Jimmy 4-6-0-34; JONES, Demetrius 1-3-0-4.

RECEIVING: Georgia Tech-G. Smith 3-31; T. Choice 3-22; J. Johnson 2-42; C. Peek 1-9; D. Thomas 1-9; M. Cox 1-8. Notre Dame-PARRIS, Robby 3-30; CARLSON, John 3-29; WEST, George 2-29; KAMARA, Duval 2-19; YEATMAN, Will 1-10; HORD, D.J. 1-5; GRIMES, David 1-4; JABBIE, Junior 1-3; ALLEN, Armando 1-1.

INTERCEPTIONS: Georgia Tech-None. Notre Dame-None.

FUMBLES: Georgia Tech-None. Notre Dame-JONES, Demetrius 2-2; SHARPLEY, Evan 1-1.

SACKS (UA-A): Georgia Tech-D. Robertson 1-1; P. Wheeler 0-2; D. Richard 0-2; J. Lewis 1-0; V. Walker 0-1; A. Barnes 1-0; M. Johnson 1-0; E. Anyaibe 1-0; M. Burnett 1-0. Notre Dame-BRUTON, David 1-0.

TACKLES (UA-A): Georgia Tech-J. Lewis 7-1; A. Roberson 4-2; D. Robertson 4-2; M. Burnett 3-3; G. Guyton 2-4; P. Wheeler 1-4; D. Reese 4-0; D. Jones 2-2; D. Richard 1-3; P. Clark 2-1; A. Oliver 2-1; V. Walker 1-2; M. Johnson 2-0; S. Bowen 2-0; E. Anyaibe 1-1; J. Word-Daniels 1-1; T. Garside 1-1; T. Clark 1-0; B. Jefferson 1-0; A. Barnes 1-0; S. Griffin 0-1; M. Braman 0-1; B. Sellers 0-1; M. Harris 0-1. Notre Dame-BRUTON, David 6-3; CRUM, Maurice 3-6; LAWS, Trevor 3-6; BROCKINGTON, Joe 3-4; LAMBERT, Terrail 4-2; ZBIKOWSKI, Tom 2-2; SMITH, Scott 2-2; WILLIAMS, Ian 2-1; VERNAGLIA, Anthony 2-1; RYAN, John 2-1; STEPHENSON, Dwight 1-2; WALLS, Darrin 2-0; KUNTZ, Pat 1-1; HERRING, Ray 1-1; McCARTHY, Kyle 0-2; THOMAS, Travis 1-0; BROWN, Sergio 1-0; BROWN, Justin 0-1; MULLEN, Paddy 0-1; CARLSON, John 0-1; SMITH, Toryan 0-1; JANSEN, J.J. 0-1; RICHARDSON, Morrice 0-1.

Stadium: Notre Dame Stadium Attendance: 80795
 Kickoff time: 3:43 pm End of Game: 7:10 pm Total elapsed time: 3:27
 Officials: Referee: Tom McCreesh; Umpire: Jeff Akers; Linesman: Perry Hudspeth; Line judge: Rich Misner; Back judge: Tommy Pace; Field judge: Billy Beckett; Side judge: Jim Corpora; Scorer: ND Stat Crew;
 Temperature: 78 Wind: East 3 Weather: Sunny

**Game #2 • Sept. 8, 2007
Penn State 31, Notre Dame 10
State College, Pa. • Beaver Stadium (110,078)**

(AP) -- After choosing their words carefully all week, the Penn State Nittany Lions could finally speak freely Saturday night.

They got revenge on Notre Dame.

No. 14 Penn State's defense bottled up Jimmy Clausen, the Irish freshman quarterback making his first start, Derrick Williams returned a punt 78 yards for a touchdown and Austin Scott ran for two second-half scores in a 31-10 win at raucous Beaver Stadium.

Happy Valley rejoiced after the Nittany Lions got payback for Notre Dame's 41-17 win last year in South Bend, Ind.

"It's a revenge game, and you're beating one of the powerhouses of college football year in and year out," linebacker Dan Connor said. "It's something we wanted to do and we're proud of."

Anthony Morelli threw for 131 yards and a touchdown, though Penn State's offense looked shaky much of the day.

The Irish were worse, in almost every way.

Penn State held an opponent without an offensive touchdown for the second straight game. Notre Dame failed to score an offensive touchdown for the second straight game, and was held to zero yards rushing.

That left the Irish 0-2 for the first time since 2001, when Notre Dame lost its first three games.

"We thought they were pretty good going in, and they were pretty good," Notre Dame coach Charlie Weis said of the Penn State defense.

The much-ballyhooped Clausen finished 17-of-32 for 144 yards and an interception. Most of the freshman's completions were on swing passes or screens as Weis went conservative until midway through the fourth quarter.

"With a young quarterback, you don't want him to be comfortable. He's a talented kid," Penn State coach Joe Paterno said about Clausen.

A loud crowd of 110,078, second largest in Penn State history, appeared to lead to numerous communication problems for the Irish offense, which was whistled for several offsides and delay-of-game penalties.

"I'm not doing cartwheels," Weis said about Clausen. "But I can't say I'm displeased either. I think he wasn't the problem."

Darrin Walls staked the Irish to a 7-0 lead, returning an interception 73 yards

for a touchdown and quieting a crowd dressed almost entirely in white.

However, Williams brought them back to life.

The junior, who runs track in the offseason, caught Geoff Price's punt down the right sideline and navigated through early traffic before making a cross-field dash to the end zone. Teammate A.J. Wallace delivered a key block and Notre Dame's Rasheon McNeil missed a tackle.

"You hope with the kind of speed we have that you'll get those once in a while," Paterno said.

Morelli hit Jordan Norwood for a 10-yard TD pass midway through the second quarter to give Penn State a 14-7 advantage, and a relentless defense took over from there. Scott finished with 28 carries and 116 yards along with his two scores. Morelli was 12-of-22 passing and had an interception.

Notre Dame's offensive line, which was battered for nine sacks in the season-opening loss to Georgia Tech, couldn't contain the Nittany Lions most of the game.

Trailing 17-7 early in the third quarter, Notre Dame had a golden opportunity after Tom Zbikowski returned a punt 43 yards to the Penn State 7.

From there, Penn State's defense held firm. Clausen threw an incompleton, Armando Allen was held to a 2-yard gain, Clausen threw the ball away under pressure, and the Irish had to settle for a field goal.

They would not score again.

Trailing 23-10, another Irish drive ended after Clausen was sacked on a blitz by Connor, who finished with a team-high 12 tackles.

"Obviously they're known as Linebacker U. for a reason," Notre Dame center John Sullivan said.

Clausen's best drive came late in the fourth quarter, when he led Notre Dame to the Penn State 10. However, that ended on fourth down when he was forced to scramble and then threw high, a pass that was intercepted in the end zone by Justin King.

Zbikowski led the Notre Dame defense by forcing two fumbles, but Penn State's running game finally got on track in the second half.

"We didn't come out on fire, but we ended up on top," Scott said. "That's all that matters."

Score by Quarters	1	2	3	4	Score	
Notre Dame	7	0	3	0	- 10	Record: (0-2)
Penn State	7	7	10	7	- 31	Record: (2-0)

First Quarter

8:23 ND Darrin Walls 73 yd interception return (Brandon Walker kick), ND 7 - PS 0

0:52 PS Derrick Williams 78 yd punt return (Kevin Kelly kick), ND 7 - PS 7

Second Quarter

6:37 PS Jordan Norwood 10 yd pass from Anthony Morelli (Kevin Kelly kick), 6-51 2:17, PS 14 - ND 7

Third Quarter

13:13 PS Kevin Kelly 37 yd field goal, 4-7 1:36, PS 17 - ND 7

8:16 ND Brandon Walker 22 yd field goal, 4-2 0:56, PS 17 - ND 10

4:47 PS Austin Scott 1 yd run (Kevin Kelly kick), 7-65 3:22, PS 24 - ND 10

Fourth Quarter

7:40 PS Austin Scott 5 yd run (Kevin Kelly kick), 10-62 5:12, PS 31 - ND 10

	ND	PS
FIRST DOWNS	9	19
RUSHES-YARDS (NET)	26-0	46-164
PASSING YDS (NET)	144	131
Passes Att-Comp-Int	32-17-1	22-12-1
TOTAL OFFENSE PLAYS-YARDS	58-144	68-295
Fumble Returns-Yards	0-0	0-0
Punt Returns-Yards	2-47	4-100
Kickoff Returns-Yards	4-101	3-96
Interception Returns-Yards	1-73	1-0
Punts (Number-Avg)	10-44.8	6-43.2
Fumbles-Lost	3-0	2-2
Penalties-Yards	14-97	7-65
Possession Time	26:00	34:00
Third-Down Conversions	2 of 16	9 of 16
Fourth-Down Conversions	0 of 1	0 of 0
Red-Zone Scores-Chances	1-2	4-4
Sacks By: Number-Yards	2-18	6-50

RUSHING: Notre Dame-Travis Thomas 6-12; Armando Allen 8-11; Junior Jabbie 1-5; James Aldridge 1-minus 3; Jimmy Clausen 10-minus 25. Penn State-

Austin Scott 28-116; Rodney Kinlaw 9-49; Matt Hahn 4-22; TEAM 1-minus 1; Anthony Morelli 3-minus 11; Deon Butler 1-minus 11.

PASSING: Notre Dame- Jimmy Clausen 17-32-1-144. Penn State-Anthony Morelli 12-22-1-131.

RECEIVING: Notre Dame-Armando Allen 6-38; David Grimes 5-45; David West 2-9; Robbie Parris 1-35; Duval Kamara 1-6; Will Yeatman 1-6; John Carlson 1-5. Penn State-Jordan Norwood 3-20; Matt Hahn 2-16; Terrell Golden 2-15; Derrick Williams 2-14; Chris Bell 1-51; Deon Butler 1-16; Austin Scott 1-minus 1.

INTERCEPTIONS: Notre Dame-Darrin Walls 1-73. Penn State-King, Justin 1-0.

FUMBLES: Notre Dame-TEAM 1-0; James Aldridge 1-0; Golden Tate 1-0. Penn State-Austin Scott 1-1; Anthony Morelli 1-1.

SACKS (UA-A): Notre Dame-Morrice Richardson 1-0; Justin Brown 0-1; John Ryan 0-1. Penn State-Maurice Evans 1-0; Aaron Maybin 1-0; Tyrell Sales 1-0; Josh Gaines 0-1; Sean Lee 0-1; Dan Connor 1-0; Jerome Hayes 1-0.

TACKLES (UA-A): Notre Dame-Joe Brockington 6-4; Trevor Laws 6-4; Pat Kuntz 3-5; Tom Zbikowski 4-2; Maurice Crum, Jr. 3-3; John Ryan 0-4; Justin Brown 2-1; Anthony Vernaglia 1-2; Ian Williams 1-2; Leo Ferrine 2-0; Darrin Walls 2-0; David Bruton 1-1; Ambrose Wooden 1-1; Toryan Smith 1-1; Scott Smith 1-0; Geoff Price 1-0; Terrail Lambert 1-0; Kyle McCarthy 1-0; Golden Tate 1-0; Morrice Richardson 1-0; Will Yeatman 0-1; J.J. Jansen 0-1; Dwight Stephenson, Jr. 0-1; Ray Herring 0-1; Kerry Neal 0-1; Jashaad Gaines 0-1; Steve Quinn 0-1; Sergio Brown 0-1. Penn State-Connor, Dan 8-4; Scirrotto, A. 3-2; Sales, Tyrell 3-1; Lee, Sean 2-2; Sargeant, L. 1-3; Davis, Tony 3-0; Evans, Maurice 2-1; Gaines, Josh 0-3; Taylor, Phillip 2-0; Hayes, Jerome 1-1; Bowman, Navorro 1-1; Baker, Chris 0-2; Wallace, A.J. 1-0; King, Justin 1-0; Odrick, Jared 1-0; Maybin, Aaron 1-0; Brackett, Brett 1-0; Golden, Terrell 1-0; Timmons, K. 0-1; Latham, Kevin 0-1.

Stadium: Beaver Stadium Attendance: 110078
Kickoff time: 6:03 pm End of Game: 9:20 Total elapsed time: 3:17
Officials: Referee: J.McDaid; Umpire: J.Eckl; Linesman: T.Gray; Line judge: H.Campbell; Back judge: B.Platt; Field judge: R.Sokolowski; Side judge: C.JunJulas; Scorer: T.Herrington;
Temperature: 80 Wind: W 5 Weather: Warm, Humid, Cloudy

Game #3 • Sept. 15, 2007
Michigan 38, Notre Dame 0
Ann Arbor, Mich. • Michigan Stadium (111,178)

(AP) -- Michigan took care of Mike Hart's guarantee with ease. Hart ran for 187 yards on 35 carries and scored two touchdowns, and Ryan Mallett threw for three scores, leading the Wolverines to a 38-0 win over Notre Dame on Saturday.

Michigan handed the Fighting Irish their worst loss since beating them by the same score in 2003.

The Wolverines (1-2) avoided their first 0-3 start in seven decades.

Notre Dame (0-3) is winless after three games for just the second time in school history, putting coach Charlie Weis in unwanted company with Bob Davie.

The Fighting Irish have lost five straight for the first time since the 1985-86 seasons, Gerry Faust's last year and Lou Holtz's first.

In an unprecedented matchup of the storied programs, Michigan looked like it might not be that bad while the Fighting Irish appeared to be even worse than expected after losing to Penn State and Georgia Tech by a combined 51 points.

Hart backed up his prediction of a win with a sensational performance, even against a defense stacked to stop him. His freshman quarterback was efficient in his first career start.

Michigan's defense suddenly was swarming to the football after giving up 73 points in losses to Appalachian State and Oregon.

Freshman Jimmy Clausen was 11-of-17 for just 74 yards and an interception. He was sacked seven times, leading to Notre Dame's rushing total of minus-6.

Notre Dame prevented Clausen from taking more abuse in the fourth quarter, and had to use Evan Sharpley because backup quarterback Demetrius Jones stunned the team by not showing up for a team meal or the bus trip to Ann Arbor on Friday. Fittingly, Sharpley threw an interception just as it seemed that Notre Dame might avoid a shutout.

The Fighting Irish did move the ball enough on the ground on their

final drive, however, to avoid breaking their school record of minus-12 yards rushing.

In three games, Notre Dame's offense hasn't scored.

Mallett was asked to throw just 15 times, and he connected on seven passes for 90 yards and TDs to receivers Mario Manningham, Adrian Arrington and Greg Matthews.

Senior quarterback Chad Henne, who had started each of his 39 games at Michigan, is out with what appears to be a knee injury. Coach Lloyd Carr has refused to give details, but Henne watched the game with a brace that seemed to be protecting his right knee.

It was ugly right from the start for Notre Dame.

The first snap sailed over running back Armando Allen's head, and the Fighting Irish lost 27 yards on their first two drives.

Notre Dame fumbled five times in the first half, losing two of them, and Clausen threw an interception, helping Michigan take a 31-0 lead.

The Wolverines just coasted in the second half, perhaps ending their stay in the national spotlight.

For the first time since The Associated Press started ranking teams in 1936, Michigan and Notre Dame were both unranked. They also entered the game winless for the first time, not counting openers.

Hart guaranteed a win over Notre Dame soon after Oregon beat the Wolverines 39-7, handing them their worst loss since 1968, and a week after being upset by Appalachian State and becoming the butt of Jay Leno's jokes.

Score by Quarters	1	2	3	4	Score
Notre Dame	0	0	0	0	- 0
Michigan	10	21	7	0	- 38

First Quarter

10:53 UM Gingell 39 yd field goal, 7-21, 2:35
 07:34 UM Hart 2 yd run (Gingell kick), 5-21, 2:37

Second Quarter

14:39 UM Hart 3 yd run (Gingell kick), 3-38, 0:22
 11:34 UM Mathews 26 yd pass from Mallett (Gingell kick), 5-48, 1:22
 00:25 UM Arrington 5 yd pass from Mallett (Gingell kick), 11-56, 2:32

Third Quarter

04:10 UM Manningham 13 yd pass from Mallett (Gingell kick), 11-79, 4:55

	ND	UM
FIRST DOWNS	10	25
RUSHES-YARDS (NET)	33--6	61-289
PASSING YDS (NET)	85	90
Passes Att-Comp-Int	22-13-2	16-7-0
TOTAL OFFENSE PLAYS-YARDS	55-79	77-379
Fumble Returns-Yards	0-0	0-0
Punt Returns-Yards	3-26	5-30
Kickoff Returns-Yards	5-133	1-17
Interception Returns-Yards	0-0	2-26
Punts (Number-Avg)	7-43.3	4-40.0
Fumbles-Lost	6-2	3-2
Penalties-Yards	7-51	4-37
Possession Time	26:16	33:44
Third-Down Conversions	4 of 13	11 of 17
Fourth-Down Conversions	1 of 1	0 of 1
Red-Zone Scores-Chances	0-0	4-4
Sacks By: Number-Yards	0-0	8-48

RUSHING: Notre Dame-Aldridge 10-51; Allen 9-24; Thomas 1-13; Tate 1-4; Jabbie 1-minus 2; Team 2-minus 31; Clausen 9-minus 65.

Michigan-Hart 35-187; Minor 17-82; Brown 4-10; Potempa 2-9; Mallett 3-1.

PASSING: Notre Dame-Clausen 11-17-1-74; Sharpley 2-5-1-11. Michigan-Mallett 7-15-0-90; Arrington 0-1-0-0.

RECEIVING: Notre Dame-Grimes 3-10; West 2-23; Carlson 2-13; Schmidt 2-11; Allen 2-7; Kamara 1-14; Parris 1-7. Michigan-Manningham 2-35; Arrington 2-15; Hart 2-14; Matthews 1-26.

INTERCEPTIONS: Notre Dame-None. Michigan-Brown 1-26; Thompson 1-0.

FUMBLES: Notre Dame-Clausen 2-1; Allen 2-1; Team 2-0. Michigan-Mallett 2-1; Brown 1-1.

SACKS (UA-A): Notre Dame-None. Michigan-Graham 3-1; Crable 1-2; Harrison 0-1; Englemmon 1-0; Jamison 1-0.

TACKLES (UA-A): Notre Dame-Bruton 5-4; Zbikowski 5-3; Brown 4-4; Ryan 6-1; Laws 4-3; Crum 1-6; Stephenson 5-1; Kuntz 3-3; McNeil 4-1; Brockington 2-3; Williams 4-0; Smith, B. 1-1; Walls 1-1; Anello 1-0; Quinn 1-0; Grimes 1-0; Carlson 1-0; Lambert 1-0; Richardson 1-0; McCarthy 0-1; Vernaglia 0-1; Wooden 0-1. Michigan-Graham 5-2; Thompson 5-1; Chambers 4-1; Warren 4-1; Crable 3-2; Englemmon 3-2; Harrison 2-3; Graham 3-1; Jamison 2-1; Trent 1-2; Brown 2-0; Johnson 2-0; Adams 2-0; Taylor 1-0; Panter 1-0; Logan 1-0; Dutch 1-0; McLaurin 1-0; Stewart 0-1; Webb 0-1.

Stadium: Michigan Stadium Attendance: 111178
 Kickoff time: 3:36 End of Game: 6:38 Total elapsed time: 3:02
 Officials: Referee: D. Capron; Umpire: J. Krogstad; Linesman: J. Ryan; Line judge: P. Engelberts; Back judge: T. Herbert; Field judge: M. Cannon; Side judge: D. Leftwich;
 Temperature: Mid 50s Wind: WNW 10 Weather: Partly Cloudy

Game #4 • Sept. 22, 2007
Michigan State 31, Notre Dame 14
Notre Dame, Ind. • Notre Dame Stadium (80,795)

(AP) -- Notre Dame's offense got into the end zone -- twice, in fact. It wasn't nearly enough to end the misery for the Fighting Irish.

For the first time in 119 seasons of Notre Dame football, the Irish are 0-4. Michigan State, which blew a big lead to Notre Dame a year ago in a loss that sent its season in a tailspin, got a measure of revenge against the floundering Fighting Irish with a 31-14 victory Saturday.

Now it's Notre Dame's season that's spinning out of control. The Irish have lost six in a row, the second longest losing streak in school history, and allowed at least 30 points in each game.

Notre Dame coach Charlie Weis said he wasn't focusing on the worst start ever.

"Records to me is not the critical factor," he said. "I'll critically evaluate this game and get ready for Purdue."

Michigan State coach Mark Dantonio, who became the first Spartans coach to win his first four games, called the victory a statement. He said the painful 40-37 loss last year in East Lansing had taken a toll on the players and the program.

"Our guys have been mocked, and our guys have been made fun of, and we lost coaches; there was a coaching change, and a lot of things happened," he said. "So we internalized this and turned it to our favor today."

Brian Hoyer threw four touchdown passes -- two to Kellen Davis and one each to Devin Thomas and Mark Dell -- and Javon Ringer rushed for 144 yards on 26 carries and Jehuu Caulcrick ran for 83 yards on 20 carries to pace the Spartans.

"It was an emotional win for us," Davis said. "Getting this victory here was kind of like vindication or redemption for us, especially for those who started last year."

Michigan State also became the first opponent to win six in a row at Notre Dame Stadium.

Last season, Brady Quinn led the Irish back from a 16-point deficit in the fourth quarter. This season it was the Michigan State quarterback who was the star.

Hoyer was 11-of-24 passing for 135 yards as the Spartans amassed 354 yards total offense.

"Anytime you throw four touchdown passes you have to be pretty pleased," Hoyer said. "It's something I'll remember for the rest of my life."

The most memorable play was the final touchdown. On fourth-and-2 from the 30-yard line, Hoyer fumbled the snap -- on purpose, as it turns out -- picked it up and threw a TD pass to Davis.

"We've practiced that thing since the spring," Dantonio said. Hoyer said he was worried doing it on fourth down, but said the Irish fell for it.

"I guess it helped that I fumbled on the second play of the game," he said. Notre Dame finally found some offense, scoring two TDs and finishing in the black in yards rushing for the first time this season, but the Irish defense was woeful.

Notre Dame scored its first offensive touchdown of the season on a 1-yard run by Travis Thomas to cap a 9-yard drive in the first quarter. The score was set up by a Michigan State fumble.

Notre Dame later added an 80-yard scoring drive highlighted by a 43-yard run by James Aldridge, who ran for 104 yards on 18 carries. The Irish ran for 117 yards; Michigan State 219 yards.

Freshman Jimmy Clausen was 7-of-13 passing for 53 yards for Notre Dame. Evan Sharpley, who played the fourth quarter, was 4-of-7 passing for 33 yards. The Irish, who had given up 23 sacks through their first three games, were sacked four times by the Spartans. MSU defensive end Jonal Saint-Dic sacked Clausen for a 17-yard loss and stripped the ball from the quarterback.

The Irish played their best game of the season but couldn't keep up. They have now scored 27 points through four games -- the third fewest ever in school history. The 1933 team managed just 12 points and the 1928 team coached by Knute Rockne scored 25.

Notre Dame scored both of its touchdowns in the first half and trailed 17-14 at halftime. The first came on a short drive after Hoyer fumbled the snap and Irish defensive end Trevor Laws recovered. The second touchdown came on a 3-yard run by Robert Hughes.

The Irish have only had 12 losing seasons in the history of the program -- though three have come in the past nine years. With Purdue, UCLA, Boston College and USC up next for the Irish, losing season No. 13 will be tough to avoid.

"You keep going until there's a payoff," Weis said. "Hopefully it's against Purdue."

Score by Quarters	1	2	3	4	Score
Michigan State	14	3	14	0	31 Record: (4-0)
Notre Dame	7	7	0	0	14 Record: (0-4)

First Quarter

10:01 ND Travis Thomas 1 yd run (Brandon Walker kick), 3-9 0:54
 7:05 MSU Devin Thomas 7 yd pass from Brian Hoyer (Brett Swenson kick), 8-67 2:56
 0:22 MSU Kellen Davis 3 yd pass from Brian Hoyer (Brett Swenson kick), 5-45 1:31

Second Quarter

12:19 MSU Brett Swenson 27 yd field goal, 4-5 1:24
 10:41 ND Robert Hughes 3 yd run (Brandon Walker kick), 5-80 1:38

Third Quarter

12:05 MSU Mark Dell 16 yd pass from Brian Hoyer (Brett Swenson kick), 8-45 2:55
 2:45 MSU Kellen Davis 30 yd pass from Brian Hoyer (Brett Swenson kick), 10-67 4:15

	MSU	ND
FIRST DOWNS	19	9
RUSHES-YARDS (NET)	49-219	35-117
PASSING YDS (NET)	135	86
Passes Att-Comp-Int	24-11-1	20-11-0
TOTAL OFFENSE PLAYS-YARDS	73-354	55-203
Fumble Returns-Yards	0-0	0-0
Punt Returns-Yards	4-28	0-0
Kickoff Returns-Yards	3-98	5-100
Interception Returns-Yards	0-0	1-0
Punts (Number-Avg)	5-41.4	9-38.8
Fumbles-Lost	1-1	1-1
Penalties-Yards	3-20	4-35
Possession Time	33:29	26:31
Third-Down Conversions	6 of 15	4 of 15
Fourth-Down Conversions	2 of 2	1 of 2
Red-Zone Scores-Chances	4-5	2-2
Sacks By: Number-Yards	4-32	1-8

RUSHING: Michigan State-Javon Ringer 26-144; Jehuu Caulcrick 20-83; Team 1-minus 1; Brian Hoyer 2-minus 7. Notre Dame-James Aldridge 18-104; Robert Hughes 6-33; Armando Allen 3-13; Travis Thomas 1-1; Asaph Schwapp 1-0; Junior Jabbie 1-minus 2; Evan Sharpley 1-minus 2; Jimmy Clausen 4-minus 30.

PASSING: Michigan State-Brian Hoyer 11-24-1-135. Notre Dame-Jimmy Clausen 7-13-0-53; Evan Sharpley 4-7-0-33.

RECEIVING: Michigan State-Devin Thomas 4-55; Kellen Davis 2-33; Andrew Hawken 2-14; Mark Dell 1-16; Javon Ringer 1-11; Jehuu Caulcrick 1-6. Notre Dame-George West 3-25; David Grimes 3-24; John Carlson 1-16; Duval Kamara 1-9; Armando Allen 1-5; Luke Schmidt 1-5; Junior Jabbie 1-2.

INTERCEPTIONS: Michigan State-None. Notre Dame-David Bruton 1-0.

FUMBLES: Michigan State-Brian Hoyer 1-1. Notre Dame-Jimmy Clausen 1-1.

SACKS (UA-A): Michigan State-Jonal Saint-Dic 1-0; Kendell Davis-Clark 1-0; Justin Kershaw 1-0; Eric Gordon 1-0. Notre Dame-Kerry Neal 1-0.

TACKLES (UA-A): Michigan State-Otis Wiley 3-3; Kelab Thornhill 2-4; Travis Key 1-5; Ervin Baldwin 2-3; Eric Gordon 2-3; SirDarean Adams 1-4; Jonal Saint-Dic 4-0; Kendell Davis-Clark 3-1; Justin Kershaw 2-2; Ogemdi Nwagbue 1-3; Greg Jones 2-1; Chris L. Rucker 2-1; Ashton Henderson 2-0; Jon Misch 1-1; T.J. Williams 1-0; Kellen Davis 0-1; Dan Fortener 0-1; Roderick Jenrette 0-1. Notre Dame-Maurice Crum, Jr. 6-10; David Bruton 8-7; Trevor Laws 0-9; Joe Brockington 3-4; Tom Zbikowski 2-3; Toryan Smith 2-2; Ian Williams 1-3; Brian Smith 0-3; Derrell Hand 0-3; Pat Kuntz 0-3; Ambrose Wooden 2-0; Junior Jabbie 2-0; Darrin Walls 2-0; Dwight Stephenson, Jr. 1-1; Anthony Vernaglia 1-1; Kerry Neal 1-1; Terrail Lambert 1-0; Steve Quinn 1-0; Travis Thomas 1-0; J.J. Jansen 1-0; Scott Smith 0-1; Will Yeatman 0-1.

Stadium: Notre Dame Stadium Attendance: 80795
 Kickoff time: 3:43 pm End of Game: 7:02 pm Total elapsed time: 3:19
 Officials: Referee: Stephen Pamon; Umpire: Pat Bayers; Linesman: Jack Teitz;
 Line judge: Bob Davis; Back judge: Dennis Morris; Field judge: Joe Duncan;
 Side judge: Bobby Sagers; Scorer: ND Stat Crew;
 Temperature: 73 Wind: NW8 Weather: Sunny

Game #5 • Sept. 29, 2007
#25 Purdue 33, Notre Dame 19
West Lafayette, Ind. • Ross-Ade Stadium (62,250)

(AP) -- Charlie Weis was looking for something he recognized as winning football. He finally saw it ... just not enough of it.

Purdue extended the worst start in Notre Dame history to five losses when Curtis Painter threw two touchdown passes and Chris Summers hit four field goals in a 33-19 win on Saturday.

The Irish fell behind 23-0 at the half, and Weis let his players know he's tired of playing catch-up.

"This time, I was maybe a little more rough at halftime," he said. "I'd had about enough. It was a collective effort. Offense, defense, special teams."

Notre Dame outscored Purdue 19-10 in the second half, something Weis hopes to build on.

"For the first time this year, we played a half of football where you could win," he said. "That's closer to winning football."

Freshman quarterback Jimmy Clausen threw his first career touchdown pass before leaving with an injured hip, and the Irish gained 426 yards, by far their best output of the season.

It's a start.

Meanwhile, the Boilermakers (5-0) are off to their best start since 2004.

Kory Sheets had 141 yards rushing and Dorien Bryant caught eight passes for 82 yards for Purdue, which hosts No. 8 Ohio State next week.

With Purdue seemingly in control, Notre Dame's Tom Zbikowski intercepted a pass by Painter on early in the second half, and the Irish took advantage. On a fourth-and-goal at the Purdue 5-yard line, Clausen completed a pass to John Carlson to cut the lead to 23-6.

Purdue got a few gifts from Notre Dame on its next possession. The Irish bailed the Boilermakers out on a third-and-21 with a late hit and Summers' 29-yard field goal gave the Boilermakers a 26-6 lead. The Irish committed three penalties for 35 yards on the possession.

Clausen limped often in the game, and at times was shuffled in and out of the lineup. Weis expects him to play on Saturday against UCLA. Backup quar-

terback Evan Sharpley completed 16-of-26 passes for 208 yards, and Golden Tate caught three passes for 104 yards.

They gave Notre Dame a chance early in the fourth quarter with a 43-yard completion on a fourth-and-5 from the Notre Dame 37. Sharpley eventually threw a 7-yard touchdown pass to Duval Kamara with 12:43 left to cut Purdue's lead to 26-12.

On Notre Dame's next possession, Sharpley completed a 25-yard touchdown pass to a falling Tate to cut Purdue's lead to 26-19 with 7:58 to go.

Purdue righted itself on the next possession. Four running plays netted 35 yards before Painter connected with tight end Dustin Keller for a 14-yard touchdown.

Notre Dame then drove to the Purdue 18, but Terrell Vinson intercepted Sharpley in the end zone to end the threat. It was Vinson's second pick of the game.

The Irish converted 4 of 6 fourth downs, including two in their territory in the fourth quarter. Weis said he was playing for the win, no matter what.

"I told them with seven minutes to go if we cut it to seven, if we scored again, we were going to go for two and try and win in regulation," he said. "Why not go for two?"

Notre Dame will focus on playing a complete game after Weis said they showed potential in the second half.

"If we can do 60 minutes of that, maybe we can come away with a victory," Sharpley said.

Perhaps, but things don't get any easier for the Irish who face UCLA, No. 12 Boston College and top-ranked Southern California the next three weeks.

"It's been tough," Notre Dame defensive end Trevor Laws said, "but you just have to keep playing and show the young guys how to fight."

Score by Quarters	1	2	3	4	Score
Notre Dame	0	0	6	13	- 19
Purdue	10	13	3	7	- 33

First Quarter

10:45 PU Chris Summers 27 yd field goal, 10-54 4:15
 5:49 PU Kory Sheets 1 yd run (Chris Summers kick), 8-80 2:43

Second Quarter

11:54 PU Chris Summers 34 yd field goal, 6-8 1:19
 4:46 PU Dorien Bryant 11 yd pass from Curtis Painter (Chris Summers kick), 11-81 4:46
 2:50 PU Chris Summers 26 yd field goal, 4-5 1:20

Third Quarter

7:55 ND John Carlson 5 yd pass from Jimmy Clausen (Brandon Walker kick failed), 6-37 2:06
 0:28 PU Chris Summers 29 yd field goal, 11-56 3:21

Fourth Quarter

12:43 ND Duval Kamara 7 yd pass from Evan Sharpley (Nate Whitaker kick failed), 11-81 2:45
 7:58 ND Golden Tate 25 yd pass from Evan Sharpley (Nate Whitaker kick), 14-79 3:40
 5:33 PU Dustin Keller 14 yd pass from Curtis Painter (Chris Summers kick), 5-59 2:25

	ND	PU
FIRST DOWNS	21	27
RUSHES-YARDS (NET)	26-49	42-119
PASSING YDS (NET)	377	252
Passes Att-Comp-Int	52-34-2	37-22-2
TOTAL OFFENSE PLAYS-YARDS	78-426	79-371
Fumble Returns-Yards	0-0	0-0
Punt Returns-Yards	1-6	0-0
Kickoff Returns-Yards	8-132	4-83
Interception Returns-Yards	2-(-2)	2-6
Punts (Number-Avg)	3-44.0	3-42.3
Fumbles-Lost	2-1	1-0
Penalties-Yards	11-110	9-67
Possession Time	26:54	33:06
Third-Down Conversions	5 of 16	6 of 15
Fourth-Down Conversions	4 of 6	0 of 1
Red-Zone Scores-Chances	2-4	7-7

Sacks By: Number-Yards
 2-22 2-14

RUSHING: Notre Dame-Armando Allen 6-25; Junior Jabbie 4-16; Jimmy Clausen 3-13; James Aldridge 5-9; Robert Hughes 1-0; Travis Thomas 1-0; Team 1-minus 7; Evan Sharpley 5-minus 7. Purdue-Kory Sheets 27-141; Dan Dierking 4-9; Curtis Painter 5-1; Dorien Bryant 1-minus 8; Team 5-minus 24.

PASSING: Notre Dame-Jimmy Clausen 18-26-1-169; Evan Sharpley 16-26-1-208. Purdue-Curtis Painter 22-37-2-252.

RECEIVING: Notre Dame-Robby Parris 7-93; Duval Kamara 6-68; John Carlson 5-30; George West 4-37; Junior Jabbie 4-15; Golden Tate 3-104; David Grimes 3-34; Asaph Schwapp 1-5; Armando Allen 1-minus 9. Purdue-Dorien Bryant 8-82; Dustin Keller 5-36; Greg Orton 3-55; Selwyn Lymon 2-28; Whittington 1-24; Jake Standeford 1-14; Kory Sheets 1-8; Desmond Tardy 1-5.

INTERCEPTIONS: Notre Dame-Kyle McCarthy 1-0; Tom Zbikowski 1-minus 2. Purdue-Terrell Vinson 2-6.

FUMBLES: Notre Dame-James Aldridge 1-0; Armando Allen 1-1. Purdue-Team 1-0.

SACKS (UA-A): Notre Dame-John Ryan 1-0; Trevor Laws 1-0. Purdue-Torri Williams 1-0; Cliff Avril 1-0.

TACKLES (UA-A): Notre Dame-Joe Brockington 6-3; Tom Zbikowski 7-0; John Ryan 6-0; Trevor Laws 5-1; Terrail Lambert 3-0; David Bruton 3-0; Kyle McCarthy 3-0; Ambrose Wooden 3-0; Dwight Stephenson 3-0; Morrice Richardson 2-1; Darrin Walls 2-1; Brian Smith 2-0; Sergio Brown 2-0; Pat Kuntz 1-1; Maurice Crum, Jr. 1-1; John Carlson 1-0; Jimmy Clausen 1-0; Scott Smith 1-0; Raeshon McNeil 0-1; Ian Williams 0-1. Purdue-Stanford Keglra 5-4; Josh Ferguson 3-5; Dan Bick 3-3; Terrell Vinson 5-0; Justin Scott 4-1; Anthony Heygood 3-1; Torri Williams 3-1; Brandon King 2-2; Cliff Avril 3-0; Aaron Lane 2-1; Royce Adams 2-1; Kevin Green 2-0; Tyler Haston 2-0; Alex Magee 1-1; Eugene Bright 1-1; Keyon Brown 1-0; Dan Dierking 1-0; Williams 1-0; Dustin Keller 1-0; Halliburton 0-1.

Stadium: Ross-Ade Stadium Attendance: 62250
 Kickoff time: 12:03 pm End of Game: 3:30 pm Total elapsed time: 3:27
 Officials: Referee: Randy Smith; Umpire: Rick Feeney; Linesman: Kavin McGrath; Line judge: Hugh Campbell; Back judge: Paul Vargo; Field judge: Ben Vasconcells; Side judge: Bruce Williams;
 Temperature: 77 Wind: SSW 7 Weather: Sunny

Game #6 • Oct. 6, 2007
Notre Dame 20, #25 UCLA 6
Pasadena, Calif. • The Rose Bowl (78,543)

(AP) -- Jimmy Clausen scored on a quarterback sneak and Maurice Crum returned a fumble 34 yards for another touchdown during a 50-second span of the third quarter as Notre Dame fought its way out of one of the worst slumps in school history with a 20-6 victory over UCLA on Saturday.

It was only the second time Notre Dame had played in Pasadena. Knute Rockne's "Four Horsemen" defeated coach Pop Warner's Stanford team 27-10 in the 1925 Rose Bowl to give the Irish their first undisputed national championship.

This win was significant in quite a different way. It was Notre Dame's first victory of the season and assured the Fighting Irish they won't equal the longest losing streak in school history.

Coach Charlie Weis obviously was relieved.

"When you're 0-5, everyone in the country is laughing at you," Weis said. "The only thing you can do is do something about it on the field. I'm really happy for the kids.

"We never had a better week of practice since I've been here. I said good things will happen, and it happened."

After a school record 0-5 start, the Irish avoided tying their longest losing streak. The victory was their first in eight games dating back to last season. The only other time the Irish lost eight straight was in 1960, when they won their opener and didn't win again until the final game of the season.

This time, Notre Dame (1-5) knocked UCLA quarterback Ben Olson out with a knee injury late in the first quarter, then hounded freshman redshirt McLeod Bethel-Thompson into a string of mistakes.

A walk-on pressed into the backup role for UCLA (4-2, 3-0 Pac-10) because of an injury to Patrick Cowan, Bethel-Thompson had not thrown a pass in a college game.

The Irish picked off four of his throws, with Crum getting two of them. He also recovered the quarterback's fumble and ran it in for a touchdown.

"It's unfortunate that Ben went down early in the game," UCLA coach Karl Dorrell said. "It's the kind of game where Notre Dame played everything close to the vest and didn't make any mistakes. They put some pressure on our offense, and our offenses made some mistakes.

"Mac (Bethel-Thompson) did a nice job, given the circumstances with

the type of game and his experience. I give credit to Notre Dame. When they don't have any turnovers and you have six, that's unfortunate."

Clausen put the Irish ahead 13-6 when he bulled over from 1 yard out, with 1:53 left in the third quarter. David Bruton set up the score when he intercepted a pass at the UCLA 21 and returned it to the 4.

The Irish players began to celebrate a bit on the sidelines when Clausen scored, and Weis said he told them to tone it down.

"It's been a while since we've been up in the second half," he said. "So I told my guys to act like they've been there before. Don't make me look an idiot."

Crum gave the Irish a 14-point pad when he scooped up the fumble and scored with 1:03 remaining in the third.

Notre Dame's Brandon Walker kicked a 26-yard field goal in the first quarter and a 48-yarder that bounced off the cross bar and went over to tie it 6-6 midway through the third quarter. UCLA's Kai Forbath kicked a 29-yarder in the first quarter, then gave the Bruins a 6-3 lead with a 49-yarder late in the first half.

Bethel-Thompson completed 12-of-28 for 139 yards. Brandon Breazell and Joe Cowan each had five receptions for 69 yards for the punchless Bruins.

Clausen, a freshman who was a high school standout in the Los Angeles suburb of Westlake Village, completed 17-of-27 for 84 yards, with no touchdowns and no interceptions.

John Carlson had six catches for 38 yards for Notre Dame.

The oft-injured Olson left the game when Tom Zbikowski sacked him, twisting the quarterback's left knee, late in the first quarter. Olson fumbled on the play and Kerry Neal picked up the ball to give Notre Dame the ball at the Bruins' 1-yard line and set up Walker's first field goal.

Last year, Olson went out with a knee injury in the fifth game and Cowan was the quarterback the rest of the season. Olson missed this year's game against Washington because of concussion-like symptoms.

Score by Quarters	1	2	3	4	Score	
Notre Dame	3	0	17	0	--	20 Record: (1-5)
UCLA	3	3	0	0	--	6 Record: (4-2)

First Quarter

3:06 UCLA Kai Forbath 29 yd field goal, 13-42 4:59
 0:23 ND Walker, Brandon 26 yd field goal, 4-4 0:57

Second Quarter

0:32 UCLA Kai Forbath 49 yd field goal, 9-40 3:16

Third Quarter

6:24 ND Brandon Walker 48 yd field goal, 13-29 6:42
 1:53 ND Jimmy Clausen 1 yd run (Brandon Walker kick), 3-2 1:14
 1:03 ND Maurice Crum 34 yd fumble recovery (Brandon Walker kick)

	ND	UCLA
FIRST DOWNS	12	20
RUSHES-YARDS (NET)	38-46	37-89
PASSING YDS (NET)	94	193
Passes Att-Comp-Int	28-18-0	38-16-4
TOTAL OFFENSE PLAYS-YARDS	66-140	75-282
Fumble Returns-Yards	2-45-1	0-0-0
Punt Returns-Yards	2-1-0	2-4-0
Kickoff Returns-Yards	3-73-0	5-100-0
Interception Returns-Yards	4-64-0	0-0-0
Punts (Number-Avg)	9-40.3	5-41.0
Fumbles-Lost	1-0	5-3
Penalties-Yards	8-61	11-93
Possession Time	32:02	27:58
Third-Down Conversions	3 of 17	4 of 15
Fourth-Down Conversions	1 of 2	0 of 2
Red-Zone Scores-Chances	2-3	1-2
Sacks By: Number-Yards	5-40	3-19

RUSHING: Notre Dame-James Aldridge 22-52; Armando Allen 3-19; Asaph Schwapp Asaph 1-2; Travis Thomas 2-1; Team 2-minus 7; Jimmy Clausen 8-

minus 21. UCLA-Kahlil Bell 18-64; Chane Moline 6-21; Brandon Breazell 1-18; Joe Cowan 1-8; Ben Olson 2-1; Bethel-Thompson 9-minus 23.

PASSING: Notre Dame-Jimmy Clausen 17-27-0-84; Armando Allen 1-1-0-10. UCLA-Bethel-Thompson 12-28-4-139; Ben Olsen 4-10-0-54.

RECEIVING: Notre Dame-John Carlson 6-38; James Aldridge 3-18; Robby Parris 3-13; Duval Kamara 2-20; Armando Allen 2-3; D.J. Hord 1-2; Golden Tate 1-0. UCLA-Joe Cowan 5-69; Brandon Breazell 5-69; Dominique Johnson 3-37; Kahlil Bell 2-6; Logan Paulsen 1-12.

INTERCEPTIONS: Notre Dame-Maurice Crum 2-46; David Bruton 1-17; Terrail Lambert 1-1. UCLA-None.

FUMBLES: Notre Dame-Jimmy Clausen 1-0. UCLA-Bethel-Thompson 3-1; Ben Olson 1-1; Kahlil Bell 1-1.

SACKS (UA-A): Notre Dame-Brian Smith 1-0; Tom Zbikowski 1-0; Maurice Crum 1-0; John Ryan 1-0; Trevor Laws 1-0. UCLA-Bruce Davis 3-0.

TACKLES (UA-A): Notre Dame-Kuntz 6-2; Crum 5-2; Brockington 4-2; Wooden 3-3; Laws 4-1; Zbikowski 2-3; Bruton 4-0; Vernaglia 1-3; Neal 3-0; Stephenson 2-1; Toryan Smith 2-1; Lambert 1-2; Ryan 1-1; Williams 1-0; Quinn 1-0; Jabbie 1-0; Anello 1-0; Thomas 1-0; Smith 1-0; Jansen 1-0; Brown 1-0; McCarthy 0-1. UCLA-Brown 7-3; Horton 7-1; Keyes 6-1; Verner 5-1; Taylor 4-2; Bosworth 4-0; Davis 3-1; Brown 3-1; Blake 1-2; Carter 2-0; Team 2-0; Ward 2-0; Whittington 2-0; Van 1-0; Reed 1-0; Slater 1-0; Johnson 1-0; Cowan 1-0; Hale 1-0.

Stadium: The Rose Bowl Attendance: 78543
 Kickoff time: 5:15pm End of Game: 8:40pm Total elapsed time: 3:25
 Officials: Referee: Gerrard McGinn; Umpire: Mike Semcheski; Linesman: Matt Fitzgerald; Line judge: Tod Reese; Back judge: K. Washington; Field judge: Jim Downey; Side judge: Patrick Garvey; Score: Rich Perelman; Temperature: 72, 32%h Wind: 7mi,ne Weather: Picture Postcard

Game #7 • Oct. 13, 2007
#4 Boston College 27, Notre Dame 14
Notre Dame, Ind. • Notre Dame Stadium (80,795)

(AP) -- Matt Ryan kept Notre Dame from getting payback on unbeaten Boston College.

Ryan used a series of screens and short passes to keep the blitzing Irish off balance and threw two touchdowns to lead the fourth-ranked Eagles to a 27-14 victory over Notre Dame.

The Irish were hoping to put a damper on BC's national title hopes as the Eagles had done when they cost Notre Dame a national championship in 1993. They threatened, but just couldn't pull it out.

BC coach Jeff Jagodzinski said he never viewed the game against the Irish (1-6) as a trap game because he knew his team wouldn't take Notre Dame lightly.

"Our kids were so excited about coming out here and playing this football game. It's a great rivalry," he said.

Jagodzinski said his message has stayed consistent against each opponent.

"I told our guys we can't get to where we want to go unless we keep taking care of business every week," he said.

Boston College is 7-0 for just the fifth time in 107 seasons, the first time since 1942, and beat its rival Notre Dame for the fifth straight time. The Irish lead the series between the only two Catholic schools to play major college football 9-8, but the Eagles have won six of the last seven.

The Eagles appeared ready to blow the game open when Ryan threw a 9-yard scoring pass to Andre Callender to make it 20-0 with 11:42 left in the third quarter. The score was set up when Tyrone Pruitt intercepted a pass by Jimmy Clausen and returned it 30 yards to the Notre Dame 11.

However, the Irish scored a pair of touchdowns 95 seconds apart to cut it to 20-14. Evan Sharpley, who replaced the ineffective Jimmy Clausen at quarterback, threw a 19-yard TD pass to Robby Parris and linebacker Brian Smith returned an interception 25 yards for a touchdown.

The Eagles quickly regained control after the Irish were called for excessive celebration and penalized 15 yards on the kickoff. Brad Newman returned the kick 18 yards to the Notre Dame 44 and the Eagles needed only five plays to score. Ryan, throwing quickly to beat the blitz, hit Kevin Challenger for a 13-yard TD to make it 27-14.

Ryan said he wasn't flustered after throwing the interception for a Notre Dame TD.

"Right after you throw a pick that goes for six you want to come right back out fighting," Ryan said. "At this point in my career I've thrown plenty of picks. You just have to block it out. As a quarterback you definitely have to have temporary amnesia and go out there and keep chucking it. That's what we did."

Despite the constant blitzing, the Irish didn't sack Ryan.

"He's got a really quick release," Notre Dame nose tackle Pat Kuntz said. "He's good, and there's nothing much else I can say about that. He's probably the best quarterback we've seen."

Ryan, 21-4 as a starter, was 32-of-49 passing. Callender caught 10 passes for 91 yards and rushed for 90 yards on 23 carries, including TD runs of 7 and 1 yards.

The Irish offense struggled again, managing just 222 yards total offense. BC, which entered as the No. 3 defense against the run holding opponents to 49.7 yards a game, held the Irish to 27 yards rushing. It was the fifth time this season the Irish were held to less than 50 yards rushing.

Clausen started but failed to lead the Irish to a score. He was 7-of-20 for 60 yards and was pulled after he threw his second interception on Notre Dame's first offensive play of the second half. That set up BC's third touchdown.

Sharpley was 11-of-29 for 135 yards. Coach Charlie Weis said he would have to review the tape before deciding who will start against USC next week.

"I'm never big on blaming the quarterback for the lack of production on the offense," Weis said.

Weis said the biggest problem for the Irish were too many mistakes. The Irish had the excessive celebration penalty set up one score, the interception set up another and the punter's knee touching the ground another.

"I think we had a chance in this game, but the bottom line is they won 27-14," he said. "If I sit there and say, 'God if we were just better on that snap, or if we would have hit this one pass or if we didn't get a penalty. ...' But the thing is, we did."

Notre Dame has lost five straight to Top 5 teams since beating fifth-ranked Michigan in 2005 in Weis' second game as coach of the Irish.

Notre Dame is 1-6 for just the third time in school history. The other two times were in 1956 and 1960.

Score by Quarters	1	2	3	4	Score	
Boston College	7	6	14	0	- 27	Record: (7-0)
Notre Dame	0	0	14	0	- 14	Record: (1-6)

First Quarter

11:38 BC Callender 7 yd run (Aponavicius kick failed), 5-73 1:24

Second Quarter

1:32 BC Callender 1 yd run (Aponavicius kick), 8-41 4:43

Third Quarter

11:26 BC Callender 9 yd pass from Ryan (Aponavicius, kick), 3-11 0:54
 10:27 ND Parris 19 yd pass from Sharpley (Walker kick), 7-79 0:59
 8:52 ND B. Smith 25 yd interception return (Walker kick)
 7:00 BC Challenger 13 yd pass from Ryan (Aponavicius kick), 5-44 1:52

	BC	ND
FIRST DOWNS	21	14
RUSHES-YARDS (NET)	34-168	21-27
PASSING YDS (NET)	291	195
Passes Att-Comp-Int	49-32-1	49-18-2
TOTAL OFFENSE PLAYS-YARDS	83-459	70-222
Fumble Returns-Yards	0-0	0-0
Punt Returns-Yards	0-0	3-34
Kickoff Returns-Yards	3-43	4-74
Interception Returns-Yards	2-30	1-25
Punts (Number-Avg)	5-41.4	6-42.2
Fumbles-Lost	0-0	0-0
Penalties-Yards	15-131	7-64
Possession Time	39:03	20:57
Third-Down Conversions	7 of 17	6 of 18
Fourth-Down Conversions	0 of 3	1 of 4
Red-Zone Scores-Chances	4-6	1-1
Sacks By: Number-Yards	2-11	0-0

RUSHING: Boston College-Callender 23-90; Whitworth 7-68; Ryan 3-10; Team 1-0. Notre Dame-Aldridge 5-17; Allen 3-9; Hughes 5-6; Clausen 1-4;

Schwapp 1-4; Sharpley 4-0; Team 1-minus 1; Price 1-minus 12.

PASSING: Boston College-Ryan 32-49-1-291. Notre Dame-Sharpley 11-29-0-135; Clausen 7-20-2-60.

RECEIVING: Boston College-Callender 10-91; Gunnell 7-37; Megwa 5-56; Purvis 5-52; Challenger 2-22; Whitworth 1-18; Robinson 1-12; Jarvis 1-3. Notre Dame-Parris 4-94; Carlson 4-29; Allen 3-16; Schwapp 2-22; Kamara 2-19; Yeatman 1-7; Aldridge 1-5; West 1-3.

INTERCEPTIONS: Boston College-Pruitt 1-30; Tribble 1-0. Notre Dame-B. Smith 1-25.

SACKS (UA-A): Boston College-Brace 1-0; Albright 1-0. Notre Dame-None.

TACKLES (UA-A): Boston College-Herzlich 2-5; Silva 4-2; Dunbar 3-3; Morris 3-1; Akins 1-2; McLaughlin 1-2; Ramella 1-2; Francois 0-3; Pruitt 2-0; Albright 2-0; Anderson 1-1; Larkin 1-1; Rossi 1-1; Geiser 1-0; Smith 1-0; Willette 1-0; Tribble 1-0; Brace 1-0; Smith 0-1; Giles 0-1; Newman 0-1. Notre Dame-Brockington 10-3; Laws 4-7; Bruton 6-0; Zbikowski 3-3; Wooden 5-0; Vernaglia 4-1; Kuntz 2-3; Lambert 2-2; Ryan 1-3; Williams 3-0; Smith 0-3; Walls 2-0; B. Smith 1-1; Neal 1-1; Stephenson 0-2; S. Smith 1-0; Carlson 1-0; McCarthy 1-0; Jabbie 1-0; Ragone 0-1; Richardson 0-1; Brown 0-1.

Stadium: Notre Dame Stadium Attendance: 80795
 Kickoff time: 3:43 pm End of Game: 7:36 pm Total elapsed time: 3:53
 Officials: Referee: J. Childress; Umpire: M. Pellis; Linesman: T. Davis;
 Line judge: T. Giles; Back judge: B. Hendon; Field judge: C. Brown;
 Side judge: D. Harrison; Scorer: ND Stat Crew;
 Temperature: 57 Wind: W12 Weather: Partly Sunny

Scoring Summary

	1	2	3	4	E	
Notre Dame	3	7	7	7	-	24 Record: (10-2)
USC Trojans	14	7	7	16	-	44 Record: (10-1)

First Quarter

8:38 USC Dwayne Jarrett 9 yd pass from J.D. Booty (Mario Danelo kick), 8-71 3:32
 05:16 USC Dwayne Jarrett 5 yd pass from J.D. Booty (Mario Danelo kick), 3-26 1:55
 0:36 ND Carl Gioia 27 yd field goal, 14-71 4:40

Second Quarter

11:37 USC J.D. Booty 1 yd run (Mario Danelo kick kick), 9-59 3:59
 7:20 ND Marcus Freeman 7 yd pass from Brady Quinn (Carl Gioia kick), 1-8 0:27

Third Quarter

10:03 USC Chauncey Washington 2 yd run (Mario Danelo kick kick), 10-65 4:57
 1:57 ND Rhema McKnight 2 yd pass from Brady Quinn (Carl Gioia kick), 10-58 3:28

Fourth Quarter

11:43 USC Mario Danelo kick 34 yd field goal, 13-65 5:14
 8:21 USC Dwayne Jarrett 43 yd pass from J.D. Booty (Mario Danelo kick kick failed), 2-57 1:00
 3:39 ND Jeff Samardzija 2 yd pass from Brady Quinn (Carl Gioia kick), 14-78 4:42
 3:31 USC Brian Cushing 42 yd kickoff return (Mario Danelo kick kick)

Team Statistics

	ND	USC
FIRST DOWNS	18	21
RUSHES-YARDS (NET)	31-130	32-139
PASSING YDS (NET)	274	265
Passes Att-Comp-Int	45-22-0	28-17-2
TOTAL OFFENSE PLAYS-YARDS	76-404	60-404
Fumble Returns-Yards	0-0	0-0
Punt Returns-Yards	1-1	2-44
Kickoff Returns-Yards	7-142	3-74
Interception Returns-Yards	2-0	0-0
Punts (Number-Avg)	3-39.0	3-22.3
Fumbles-Lost	1-1	0-0
Penalties-Yards	8-39	6-42
Possession Time	30:53	29:07
Third-Down Conversions	7 of 18	5 of 11
Fourth-Down Conversions	2 of 6	2 of 2
Red-Zone Scores-Chances	4-5	5-5
Sacks By: Number-Yards	1-6	3-14

INDIVIDUAL LEADERS

RUSHING: Notre Dame-Quinn 11-74; Walker 14-56; Grimes 1-2; Samardzija 2-1; Aldridge 2-0; Thomas 1-minus 3. USC-Gable 20-107; Washington 6-24; Reed 1-11; Bradford 1-4; Team 1-minus 2; Booty 3-minus 5.

PASSING: Notre Dame-Quinn 22-45-0-274. USC-Booty 17-28-2-265.

RECEIVING: Notre Dame-McKnight 6-109; Samardzija 6-79; Freeman 5-38; Grimes 2-34; West 2-14; Walker 1-0. USC-Jarrett 7-132; Smith 3-35; Davis 3-33; McFoy 2-24; Gable 1-21; Turner 1-20.

INTERCEPTIONS: Notre Dame-Laws 1-0; Richardson 1-0. USC-None.

FUMBLES: Notre Dame-Walker 1-1. USC Trojans-None.

SACKS (UA-A): Notre Dame-Brockington 1-0. USC-Moala 1-0; Sartz 1-0; Ellis 1-0.

TACKLES (UA-A): Notre Dame-Richardson 7-2; Crum 6-3; Brockington 4-2; Zbikowski 3-2; Ndukwe 3-1; Lambert 3-0; Laws 2-1; Landri 1-2; Bruton 1-1; Burkhardt 1-0; Team 1-0; From 1-0; Price 1-0. USC-Sartz 8-0; Mays 7-0; Luca 5-1; Ellison 5-0; Moala 5-0; Thomas 4-0; Rivers 3-1; Mauluga 3-0; Harris 3-0; Wright 2-1; Ellis 2-0; Maicava 1-1; Brown 1-0; Bradford 1-0; Joseph 1-0; Cushing 1-0; Jackson 1-0; Matthews 1-0.

**The Last Meeting
 #3 USC 44, #6 Notre Dame 24
 Nov. 25, 2006**

LOS ANGELES (AP) - No need for any last-second heroics to beat Notre Dame this year.

John David Booty passed for 265 yards and three TDs to Dwayne Jarrett as USC whipped the sixth-ranked Fighting Irish 44-24 and likely leapfrogged Michigan in the race for the national championship.

No. 3 USC contained Brady Quinn, the Irish's Heisman Trophy contender, and put together a performance that should boost its Bowl Championship Series standing. The Trojans were a close third behind the Wolverines last week.

"I think we're a pretty good team right now," USC coach Pete Carroll said. "We'll play anybody, any where."

Should the Trojans (10-1) beat UCLA (6-5) at the Rose Bowl next weekend, they'll probably play top-ranked Ohio State in the BCS title game Jan. 8 in Glendale, Ariz. USC has beaten its crosstown rivals seven straight times. And now the Trojans have won five straight against Notre Dame (10-2).

The Trojans played in the BCS title game the past two years - winning one and losing one - and earned a piece of the national championship three years ago after being bypassed for the title game.

"It was really a fun night of football," Carroll said. "For the most part, we felt in command in the game. The offense was ripping, it was just an extraordinary night for Dwayne Jarrett, he made the plays great players make."

Booty, who completed 17-of-28 passes and was intercepted twice, watched from the sideline when the Trojans beat the Irish 34-31 at Notre Dame last year on Matt Leinart's 1-yard sneak with three seconds remaining.

Jarrett, whose 61-yard reception on a fourth-and-9 play kept that final drive in South Bend alive, caught scoring passes of 9, 5 and 43 yards from Booty, who succeeded Leinart as USC's quarterback. The 43-yarder came with 8:21 remaining and gave the Trojans a 37-17 lead.

"We didn't win on special teams. We didn't win on offense. We didn't win on defense," Irish coach Charlie Weis said. "We're fighting an uphill battle most of the night. It wasn't very productive."

Jarrett finished with seven receptions for 132 yards and USC freshman C.J. Gable rushed for 107 yards on 20 carries.

"At the beginning of the year, we were the only ones that believed in ourselves," Jarrett said. "A lot of media guys and whoever they might be said we were going to lose, SC was struggling. We were the only ones that believed in ourselves."

USC lost 33-31 at Oregon State on Oct. 28. Since then, the Trojans have outscored the opposition 144-43.

"I think it was kind of good for us in a way, it was kind of a wake-up call," Jarrett said of the loss. "We're so used to winning. It was a reality check for us, just to get our act together."

Quinn threw a 2-yard scoring pass to Jeff Samardzija with 3:39 left, but Brian Cushing returned the ensuing onside kickoff 42 yards to put an exclamation point on the victory.

Quinn, playing his final regular-season game, completed 22 of 45 passes for 274 yards and three touchdowns with no interceptions. He also rushed for 74 yards - most of it on a 60-yard scramble in the second quarter.

Rhema McKnight caught six passes for 109 yards and one touchdown and Jeff Samardzija had six receptions for 79 yards and one TD.

The three Irish stars - all seniors - leave school having never beaten USC.

The win before a crowd of 91,800 at the Los Angeles Coliseum was the Trojans 55th in their last 58 games. They're 20-0 in November games under coach Pete Carroll, and have won 33 straight home games.

The loss snapped an eight-game winning streak for Notre Dame, but the Irish still figure to play in a big-money bowl game.

The Trojans moved 65 yards with the second half kickoff, scoring on a 2-yard run by Chauncey Washington for a 28-10 lead. Washington's 5-yard run on fourth-and-1 from the Notre Dame 30 kept the drive alive, and Jarrett made a one-handed catch for a 19-yard gain on the next play.

The Irish drew within 11 points late in the third period on a 2-yard pass from Quinn to McKnight on fourth-and-goal. It was McKnight's 15th touchdown reception this season, tying the school record set by Samardzija last season.

The Trojans extended their lead to 31-17 on Mario Danelo's 34-yard field goal early in the fourth quarter.

USC scored on its first three possessions and led 21-10 at half. It might have been closer had the Irish not failed to convert three fourth-down plays in USC territory.

Quinn threw a 38-yard pass to McKnight on the game's first play, but Quinn's pass to McKnight on fourth-and-9 from the USC 29 was incomplete. The Trojans then moved 71 yards, scoring on a 9-yard pass from Booty to Jarrett.

USC forced a punt, and Desmond Reed, who tore up his knee in last year's game at Notre Dame, returned it 43 yards to the Irish 26. Booty threw a 5-yard TD pass to Jarrett three plays later.

Notre Dame's Carl Gioia kicked a 27-yard field goal, but Booty's 1-yard run capped a 59-yard drive, putting the Trojans ahead 21-3. That made it an NCAA-record 63 straight games in which USC has scored 20 or more points.

The Trojans' next three possessions were as negative as the first three were positive - a blocked punt and two interceptions.

Quinn threw a 7-yard touchdown pass to Marcus Freeman on the first play after Steve Quinn blocked Greg Woitneck's punt.

**The Last Meeting in Notre Dame
#1 USC 34, #9 Notre Dame 31
Oct. 25, 2003**

NOTRE DAME, Ind. (AP) - Tested like never before, Matt Leinart, Reggie Bush and Southern California showed they have a championship jaw to go along with all that talent.

Leinart pushed and spun his way into the end zone with 3 seconds left to cap a chaotic finish and No. 1 USC escaped with its 28th straight victory, a back-and-forth 34-31 win Saturday over No. 9 Notre Dame in a game that lived up to the hype.

For a moment the Irish, dressed for success in Kelly green jerseys, thought they had added another stunning upset to their illustrious history. Leinart scrambled from inside the 5, launched himself toward the end zone but was stopped short and the ball was sent flying out of bounds.

The clock kept ticking down to 0:00. Notre Dame's fans rushed the field and coach Charlie Weis raised his hands in victory, but after the officials huddled, 7 seconds was put back on the clock and the ball was spotted inside the 1.

The Heisman Trophy winner took it in himself on the next play, going over the left side for the score.

Irish quarterback Brady Quinn had given Notre Dame a 31-28 lead with 2:02 left, dashing around right end for a 5-yard touchdown, extending his right arm across the goal line with the ball.

But Leinart wasn't done. He completed a 61-yard pass to Dwayne Jarrett on a fourth-and-9 at his own 26 and a few plays later called his own number for the winner.

He sat on the bench after his score, helmet still on, looking exhausted and waiting for a final kickoff that Notre Dame couldn't turn into a miracle.

Bush ran for 160 yards and three touchdowns for the two-time defending champions.

Weis tapped into the Fighting Irish's storied past and even in defeat etched a spot in it for himself and his team. He broke out all the stops, bringing in "Rudy" and Joe Montana to fire up his team and the fans in Friday night's pep rally, then putting the Irish in their green jerseys after warm-ups on Saturday.

The Trojans (6-0) trailed at the half for the third time this season, this time by 21-14 after Tom Zbikowski's 60-yard punt return early in the second quarter gave the Irish (4-2) their first lead.

But Bush tied the game with a 45-yard scoring gallop early in the third. His second long TD of the game put him over 100 yards rushing for the fifth straight game.

Notre Dame got the lead back with a field goal, but Bush struck again, going around the corner from 9 yards out with about five minutes left to make it 28-24.

Then it was Quinn's turn to have a Heisman moment.

He guided the Irish on an 87-yard drive, completing all three of his passes and finally putting Notre Dame up with 2:02 left.

Quinn finished 19-for-35 for 264 yards.

USC came in averaging 51 points per game, but the Irish put pressure on Leinart and intercepted him twice, the first time since the final game of the 2003 regular season he tossed two picks.

The dynamic backfield of LenDale White and Bush was turned into a solo act, as Bush kept USC in it until Leinart made the plays of the game.

He threw a perfect fade over a defensive back to Jarrett on the huge fourth-down conversion and finished with 301 yards passing.

For a while though, Notre Dame looked ready to add the Trojans to its list of historic streak stopping upsets.

It was Notre Dame that stopped the longest winning streak in NCAA history when the Irish beat Oklahoma and ended its 47-game romp in 1957.

In '46, Army had won 25 straight when Notre Dame tied the Black Knights, and Texas had won 30 in a row before losing to the Irish in 1971.

Two years later, USC had a 23-game winning streak end in the shadows of Notre Dame's Golden Dome.

On Saturday, USC was too tough, too resilient, to let it happen, and the Trojans are still on track to three-peat.

On a cloudless, windy, sweatshirt kind of day, USC struck first in familiar fashion - turning a takeaway into points.

Keith Rivers picked off Quinn's tipped pass and two plays later Bush burst through the line and hurdled a tackler on the way to a 36-yard touchdown.

Notre Dame responded with a long drive aided by consecutive 15-yard penalties by USC, and Travis Thomas finished it with a 16-yard touchdown.

Another quick-strike drive by USC resulted in White's 3-yard TD run, but Notre Dame controlled the rest of the half and had everyone believing the Fighting Irish could again beat the behemoth and reshape the national title race.

USC had other plans.

**Scoring
Summary**

	1	2	3	4	E	
USC	14	0	7	13	-	34 Record: (6-0)
Notre Dame	7	14	0	10	-	31 Record: (4-2)

First Quarter

8:53 USC Reggie Bush 36 yd run (Mario Danelo kick), 2-50 0:34
3:06 ND Travis Thomas 16 yd run (D.J. Fitzpatrick kick), 13-80 5:47
2:02 USC LenDale White 3 yd run (Mario Danelo kick), 3-61 1:04

Second Quarter

12:27 ND Jeff Samardzija 32 yd pass from Brady Quinn (D.J. Fitzpatrick kick), 10-72 2:25
10:23 ND Tom Zbikowski 60 yd punt return (D.J. Fitzpatrick kick)

Third Quarter

9:28 USC Reggie Bush 45 yd run (Mario Danelo kick), 2-50 0:53

Fourth Quarter

14:50 ND D.J. Fitzpatrick 32 yd field goal, 8-40 3:21
5:09 USC Reggie Bush 9 yd run (Mario Danelo kick), 10-80 2:19
2:04 ND Brady Quinn 5 yd run (D.J. Fitzpatrick kick), 8-87 3:05
0:03 USC Matt Leinart 1 yd run (Mario Danelo kick failed), 9-75 2:01

Team Statistics

	USC	ND
FIRST DOWNS	20	28
RUSHES-YARDS (NET)	31-175	52-153
PASSING YDS (NET)	301	264
Passes Att-Comp-Int	33-17-2	35-19-1
TOTAL OFFENSE PLAYS-YARDS	64-476	87-417
Fumble Returns-Yards	0-0	0-0
Punt Returns-Yards	3-13	4-87
Kickoff Returns-Yards	5-88	4-39
Interception Returns-Yards	1-14	2-13
Punts (Number-Avg)	6-45.8	5-39.8
Fumbles-Lost	0-0	2-1
Penalties-Yards	9-98	6-62
Possession Time	21:20	38:40
Third-Down Conversions	5 of 13	10 of 19
Fourth-Down Conversions	2 of 2	1 of 1
Red-Zone Scores-Chances	3-4	3-4
Sacks By: Number-Yards	3-20	2-16

INDIVIDUAL LEADERS

RUSHING: USC-Bush 15-160; White 10-26; Leinart 6-minus 11. Notre Dame-Walker 19-72; Thomas 18-52; Quinn 13-21; Grimes 2-8.

PASSING: USC-Leinart 17-32-2-301; Bush 0-1-0-0. Notre Dame-Quinn 19-35-1-264.

RECEIVING: USC-Jarrett 4-101; Smith 4-90; Bush 4-35; McFoy 3-19; Byrd 2-56. Notre Dame-Samardzija 6-99; Fasano 4-86; Walker 4-43; Stovall 3-30; Shelton 1-5; Schwapp 1-1.

INTERCEPTIONS: USC-Rivers 1-14. Notre Dame-Richardson 1-13; Ndukwe 1-0.

FUMBLES: USC-None. Notre Dame-Thomas 1-0; Fasano 1-1.

SACKS (JA-A): USC-Rivers 1-0; Ellis 1-0; Williams 1-0. Notre Dame-Abiarimi 1-0; Laws 1-0.

TACKLES (JA-A): USC-Rivers 6-6; Ramsey 3-8; Lua 2-8; Rucker 4-5; Ellis 2-7; Williams 4-4; Walker 3-4; Ware 1-5; Ashton 0-6; Wyatt 2-3; Ting 1-4; Bing 3-1; Pinkard 2-2; Jackson 1-3; Schweiger 0-2; Jarrett 1-0; Reed 1-0; Brittingham, M. 1-0; Tofi 0-1; Moala 0-1; Ting 0-1; Gomez 0-1. Notre Dame-Wooden 4-3; Hoyte 2-5; Landri 1-6; Richardson 6-0; Zbikowski 4-2; Mays 4-1; Crum Jr. 0-4; Talley 0-4; Abiamiri 2-1; Laws 1-2; Ndukwe 0-3; Ferrine 2-0; Lambert 1-1; Salvador 1-1; Anastasio 0-2; Harris 1-0; Cullen 0-1; Carney 0-1; Fitzpatrick 0-1; Brown 0-1; Santucci 0-1.

NOTRE DAME 2007 GAME-BY-GAME LINE-UPS

OFFENSIVE STARTERS BY GAME												
DATE	OPPONENT	WR	LT	LG	C	RG	RT	TE	WR	QB	RB	FB
9/1	vs GT	West	Duncan	Turkovich	Sullivan	Wenger	Young	Carlson	Grimes	Jones	Thomas	Schwapp
9/8	at PSU	West	Duncan	Turkovich	Sullivan	Wenger	Young	Carlson	Grimes	Clausen	Allen	Schwapp
9/15	at MICH	West	Young	Turkovich	Sullivan	Wenger	Duncan	Carlson	Grimes	Clausen	Allen	Parris (WR)
9/22	vs MSU	West	Young	Turkovich	Sullivan	Carufel	Duncan	Carlson	Grimes	Clausen	Aldridge	Schwapp
9/29	at PUR	West	Young	Turkovich	Sullivan	Carufel	Duncan	Carlson	Grimes	Clausen	Aldridge	Schwapp
10/6	at UCLA	Tate	Young	Turkovich	Sullivan	Carufel	Duncan	Carlson	Yeatman (TE)	Clausen	Aldridge	Schwapp
10/13	vs BC	West	Young	Turkovich	Sullivan	Olsen	Duncan	Carlson	Parris	Clausen	Aldridge	Kamara (WR)
10/20	vs USC											
11/3	vs NAVY											
11/10	vs AF											
11/17	vs DUKE											
11/24	at STAN											

DEFENSIVE STARTERS BY GAME												
DATE	OPPONENT	DE	NT	DE	OLB	ILB	ILB	OLB	CB	CB	SS	FS
9/1	vs GT	Laws	Kuntz	Brown	Ryan	Crum	Brockington	Vernaglia	Walls	Lambert	Zbikowski	Bruton
9/8	at PSU	Laws	Kuntz	Stephenson	Ryan	Crum	Brockington	Wooden (CB)	Walls	Lambert	Zbikowski	Bruton
9/15	at MICH	Laws	Kuntz	Stephenson	Ryan	Crum	Brockington	Vernaglia	Walls	Lambert	Zbikowski	Bruton
9/22	vs MSU	Laws	Kuntz	Hand	Ryan	Crum	Brockington	Vernaglia	Walls	Lambert	Zbikowski	Bruton
9/29	at PUR	Laws	Kuntz	Ryan	Neal	Crum	Brockington	McNeil (CB)	Walls	Lambert	Zbikowski	Bruton
10/6	at UCLA	Laws	Kuntz	Stephenson	Ryan	Crum	T. Smith	Neal	Wooden	Lambert	Zbikowski	Bruton
10/13	vs BC	Laws	Kuntz	Ryan	Neal	Crum	Brockington	Wooden (CB)	Walls	Lambert	Zbikowski	Bruton
10/20	vs USC											
11/3	vs NAVY											
11/10	vs AF											
11/17	vs DUKE											
11/24	at STAN											

SPECIALISTS BY GAME			
DATE	OPPONENT	K	P
9/1	vs GT	Walker	Price
9/8	at PSU	Whitaker/Walker	Price/Maust
9/15	at MICH	Walker	Price
9/22	vs MSU	Walker	Price/Maust
9/29	at PUR	Walker	Maust
10/6	at UCLA	Walker	Price
10/13	vs BC	Walker	Price
10/20	vs USC		
11/3	vs NAVY		
11/10	vs AF		
11/17	vs DUKE		
11/24	at STAN		

NOTRE DAME 2007 GAME-BY-GAME OFFENSIVE STATS

	GT	@PSU	@MICH	MSU	@PUR	@UCLA	BC	USC	NAVY	AFA	DUKE	@STAN	Season
	9/1	9/8	9/15	9/22	9/29	10/6	10/13	10/20	11/3	11/10	11/17	11/24	Totals
First Downs	13	9	10	9	21	12	14						88
Rushing	5	2	4	5	3	4	3						26
Passing	5	5	5	4	17	5	7						48
Penalty	3	2	1	0	1	3	4						14
Third Downs	16	16	13	15	16	17	18						111
Converted	5	2	4	4	5	3	6						29
Efficiency	31.3%	12.5%	30.8%	26.7%	31.3%	17.6%	33.3%						26.1%
Fourth Downs	2	1	1	2	6	2	4						18
Converted	2	0	1	1	4	1	1						10
Efficiency	100.0%	0.0%	100.0%	50.0%	66.7%	50.0%	25.0%						55.6%
Total Net Yards	122	144	79	203	426	140	222						1336
Plays	63	58	55	55	78	66	70						445
Avg. Per Play	1.9	2.5	1.4	3.7	5.5	2.1	3.2						3.0
Net Yards Rushing	-8	0	-6	117	49	46	27						225
Attempts	41	26	33	35	26	38	21						220
Avg. Per Rush	-0.2	0.0	-0.2	3.3	1.9	1.2	1.3						1.0
Touchdowns	0	0	0	2	0	1	0						3
Net Yards Passing	130	144	85	86	377	94	195						1111
Attempts	22	32	22	20	52	28	49						225
Completions	15	17	13	11	34	18	18						126
Completion Pct.	68.2%	53.1%	59.1%	55.0%	65.4%	64.3%	36.7%						56.0%
Yards Per Attempt	5.91	4.50	3.86	4.30	7.25	3.36	3.98						4.94
Touchdowns	0	0	0	0	3	0	1						4
Interceptions	0	1	2	0	2	0	2						7
Sacked	9	6	8	4	2	3	2						34
Yards Lost	69	50	48	32	14	19	11						243
Touchdowns	0	1	0	2	3	2	2						10
Rushing	0	0	0	2	0	1	0						3
Passing	0	0	0	0	3	0	1						4
Returns	0	1	0	0	0	1	1						3
Penalties	3	14	7	4	11	8	7						54
Yards Lost	25	97	51	35	110	61	64						443
Fumbles	3	3	6	1	2	1	0						16
Fumbles Lost	3	0	2	1	1	0	0						7
Punts	7	10	7	9	3	9	6						51
Total Yards	268	448	303	349	132	363	253						2116
Gross Avg.	38.3	44.8	43.3	38.8	44.0	40.3	42.2						41.5
Net Avg.	35.9	34.8	39.0	35.7	37.3	37.7	42.2						37.2
Inside-the-20	0	1	2	1	2	3	3						12
Touchbacks	0	0	0	0	1	1	0						2
FGs Attempted	1	2	0	0	1	2	1						7
FGs Made	1	1	0	0	0	2	0						4
PATs Made-Att.	0-0	1-1	0-0	2-2	1-3	2-2	2-2						8-10
Kicking M-A	0-0	1-1	0-0	2-2	1-3	2-2	2-2						8-10
2-pt Rushing M-A	0-0	0-0	0-0	0-0	0-0	0-0	0-0						0-0
2-pt Passing M-A	0-0	0-0	0-0	0-0	0-0	0-0	0-0						0-0
Kickoffs-EZ-TB	2-1-0	3-0-0	1-0-0	3-0-0	4-0-0	5-0-0	3-0-0						21-1-0
Safeties	0	0	0	0	0	0	0						0
Points Scored	3	10	0	14	19	20	14						80
Time of Possession	30:20	26:00	26:16	26:31	26:54	32:02	20:57						27:00
Net Turnover Ratio	-3	+2	-2	+1	-1	+7	-1						+3
	GT	@PSU	@MICH	MSU	@PUR	@UCLA	BC	USC	NAVY	AFA	DUKE	@STAN	Season
	9/1	9/8	9/15	9/22	9/29	10/6	10/13	10/20	11/3	11/10	11/17	11/24	Totals

OPPONENT 2007 GAME-BY-GAME OFFENSIVE STATS

	GT	@PSU	@MICH	MSU	@PUR	@UCLA	BC	USC	NAVY	AFA	DUKE	@STAN	Season
	9/1	9/8	9/15	9/22	9/29	10/6	10/13	10/20	11/3	11/10	11/17	11/24	Totals
First Downs	20	19	25	19	27	20	21						151
Rushing	12	10	18	11	7	6	5						69
Passing	7	6	5	7	14	11	15						65
Penalty	1	3	2	1	6	3	1						17
Third Downs	13	16	17	15	15	15	17						108
Converted	4	9	11	6	6	4	7						47
Efficiency	30.8%	56.3%	64.7%	40.0%	40.0%	26.7%	41.2%						43.5%
Fourth Downs	0	0	1	2	1	2	3						9
Converted	0	0	0	2	0	0	0						2
Efficiency	0.0%	0.0%	0.0%	100.0%	0.0%	0.0%	0.0%						22.2%
Total Net Yards	380	295	379	354	371	282	459						2520
Plays	67	68	77	73	79	75	83						522
Avg. Per Play	5.7	4.3	4.9	4.8	4.7	3.8	5.5						4.8
Net Yards Rushing	259	164	289	219	119	89	168						1307
Attempts	43	46	61	49	42	37	34						312
Avg. Per Rush	6.0	3.6	4.7	4.5	2.8	2.4	4.9						4.2
Touchdowns	3	2	2	0	1	0	2						10
Net Yards Passing	121	131	90	135	252	193	291						1213
Attempts	24	22	16	24	37	38	49						210
Completions	11	12	7	11	22	16	32						111
Completion Pct.	45.8%	54.5%	43.8%	45.8%	59.5%	42.1%	65.3%						52.9%
Yards Per Attempt	5.04	5.95	5.63	5.63	6.81	5.08	5.94						5.78
Touchdowns	0	1	3	4	2	0	2						12
Interceptions	0	1	0	1	2	4	1						9
Sacked	1	2	0	1	2	5	0						11
Yards Lost	10	18	0	8	22	40	0						98
Touchdowns	3	4	5	4	3	0	4						23
Rushing	3	2	2	0	1	0	2						10
Passing	0	1	3	4	2	0	2						12
Returns	0	1	0	0	0	0	0						1
Penalties	6	7	4	3	9	11	15						55
Yards Lost	53	65	37	20	67	93	131						466
Fumbles	0	2	3	1	1	5	0						12
Fumbles Lost	0	2	2	1	0	3	0						8
Punts	3	6	4	5	3	5	5						31
Total Yards	144	259	160	207	127	205	207						1309
Gross Avg.	48.0	43.2	40.0	41.4	42.3	41.0	41.4						42.2
Net Avg.	39.7	32.0	33.5	37.4	40.3	40.8	34.6						36.6
Inside-the-20	2	2	1	3	1	3	0						12
Touchbacks	1	1	0	1	0	0	0						3
FGs Attempted	5	1	1	2	4	2	1						16
FGs Made	4	1	1	1	4	2	0						13
PATs Made-Att.	3-3	4-4	5-5	4-4	3-3	0-0	3-4						22-23
Kicking M-A	3-3	4-4	5-5	4-4	3-3	0-0	3-4						22-23
2-pt Rushing M-A	0-0	0-0	0-0	0-0	0-0	0-0	0-0						0-0
2-pt Passing M-A	0-0	0-0	0-0	0-0	0-0	0-0	0-0						0-0
Kickoffs-EZ-TB	8-1-0	6-6-2	7-1-0	6-3-1	8-2-0	3-0-0	5-0-0						43-13-3
Safeties	0	0	0	0	0	0	0						0
Points Scored	33	31	38	31	33	6	27						199
Time of Possession	29:40	34:00	33:44	33:29	33:06	27:58	39:03						33:00
	GT	@PSU	@MICH	MSU	@PUR	@UCLA	BC	USC	NAVY	AFA	DUKE	@STAN	Season
	9/1	9/8	9/15	9/22	9/29	10/6	10/13	10/20	11/3	11/10	11/17	11/24	Totals

NOTRE DAME 2007 GAME-BY-GAME PASSING STATS

*Bold denotes TD

PASSING		EVAN SHARPLEY -- QB											DEMETRIUS JONES -- QB												
DATE	OPPONENT	GS	Comp	Att	Yds	Pct.	Y/A	TD	INT	Lg*	S	YL	Effic.	GS	Comp	Att	Yds	Pct.	Y/A	TD	INT	Lg*	S	YL	Effic.
9/1	vs GT		10	13	92	76.9	7.08	0	0	20	7	53	136.4	x	1	3	4	33.3	1.33	0	0	4	1	3	44.5
9/8	at PSU		0	0	0	.0	.00	0	0	0	0	0	####												
9/15	at MICH		2	5	11	40.0	2.20	0	1	10	0	0	18.5												
9/22	vs MSU		4	7	33	57.1	4.71	0	0	16	1	2	96.7												
9/29	at PUR		16	26	208	61.5	8.00	2	1	43	2	12	146.4												
10/6	at UCLA		DID NOT PLAY																						
10/13	vs BC		11	29	135	37.9	4.66	1	0	28	2	11	88.4												
10/20	vs USC																								
11/3	vs NAVY																								
11/10	vs AFA																								
11/17	vs DUKE																								
11/24	at STAN																								
2007 Totals		0	43	80	479	53.7	5.99	3	2	43	12	78	111.4	1	1	3	4	33.3	1.33	0	0	4	1	3	44.5
Career Totals		0	44	82	486	53.7	5.93	3	2	43	12	78	116.9	1	1	3	4	33.3	1.33	0	0	4	1	3	44.5

PASSING		JIMMY CLAUSEN -- QB											DARRIN BRAGG -- QB												
DATE	OPPONENT	GS	Comp	Att	Yds	Pct.	Y/A	TD	INT	Lg*	S	YL	Effic.	GS	Comp	Att	Yds	Pct.	Y/A	TD	INT	Lg*	S	YL	Effic.
9/1	vs GT		4	6	34	66.7	5.67	0	0	11	1	13	114.3												
9/8	at PSU	X	17	32	144	53.1	4.50	0	1	35	6	50	84.7												
9/15	at MICH	X	11	17	74	64.7	4.35	0	1	14	8	48	89.5												
9/22	vs MSU	X	7	13	53	53.8	4.08	0	0	14	3	29	88.1												
9/29	at PUR	X	18	26	169	69.2	6.50	1	1	36	0	0	128.8												
10/6	at UCLA	X	17	27	84	63.0	3.11	0	0	15	3	19	89.1												
10/13	vs BC	X	7	20	60	35.0	3.00	0	2	26	0	0	40.2												
10/20	vs USC																								
11/3	vs NAVY																								
11/10	vs AFA																								
11/17	vs DUKE																								
11/24	at STAN																								
2007 Totals		6	81	141	618	57.4	4.38	1	5	36	21	159	89.5	0	0	0	0	0.0	0.00	0	0	0	0	0	0.0
Career Totals		6	81	141	618	57.4	4.38	1	5	36	21	159	89.5	0	0	0	0	.0	.00	0	0	0	0	0	.0

NOTRE DAME 2007 GAME-BY-GAME RECEIVING STATS

* Bold denotes TD

RECEIVING DATE OPPONEN	DAVID GRIMES -- WR					GEORGE WEST -- WR					ROBBY PARRIS -- WR					D.J. HORD -- WR					DUVAL KAMARA -- WR				
	No	Yds	Avg	Lg*	TD	No	Yds	Avg	Lg*	TD	No	Yds	Avg	Lg*	TD	No	Yds	Avg	Lg*	TD	No	Yds	Avg	Lg*	TD
9/1 vs GT	1	4	4.0	4	0	2	29	14.5	20	0	3	30	10.0	12	0	1	5	5.0	5	0	2	19	9.5	11	0
9/8 at PSU	5	45	9.0	14	0	2	9	4.5	5	0	1	35	35.0	35	0	0	0	0.0	0	0	1	6	6.0	6	0
9/15 at MICH	3	10	3.3	8	0	2	23	11.5	14	0	1	7	7.0	7	0	0	0	0.0	0	0	1	14	14.0	14	0
9/22 vs MSU	3	24	8.0	9	0	3	25	8.3	14	0	0	0	0.0	0	0	0	0	0.0	0	0	1	9	9.0	9	0
9/29 at PUR	3	34	11.3	17	0	4	37	9.3	15	0	7	93	13.3	24	0	0	0	0.0	0	0	6	68	11.3	15	1
10/6 at UCLA	DID NOT PLAY					0	0	0.0	0	0	3	13	4.3	8	0	1	2	2.0	2	0	2	20	10.0	15	0
10/13 vs BC	DID NOT PLAY					1	3	3.0	3	0	4	94	23.5	28	1	0	0	0.0	0	0	2	19	9.5	13	0
10/20 vs USC																									
11/3 vs NAVY																									
11/10 vs AFA																									
11/17 vs DUKE																									
11/24 at STAN																									
2007 Totals	15	117	7.8	17	0	14	126	9.0	20	0	19	272	14.3	35	1	2	7	3.5	5	0	15	155	10.3	15	1
Career Totals	43	472	11.0	36	2	16	140	8.8	20	0	20	279	14.0	35	1	2	7	3.5	5	0	15	155	10.3	15	1

RECEIVING DATE OPPONEN	JOHN CARLSON -- TE					WILL YEATMAN -- TE					KONRAD REULAND -- TE					GOLDEN TATE -- WR					LUKE SCHMIDT --- FB						
	No	Yds	Avg	Lg*	TD	No	Yds	Avg	Lg*	TD	No	Yds	Avg	Lg*	TD	No	Yds	Avg	Lg*	TD	No	Yds	Avg	Lg*	TD		
9/1 vs GT	3	29	9.7	12	0	1	10	10.0	10	0	0	0	0.0	0	0	0	0	0.0	0	0	0	0	0.0	0	0		
9/8 at PSU	1	5	5.0	5	0	1	6	6.0	6	0	DID NOT PLAY					0	0	0.0	0	0	DID NOT PLAY						
9/15 at MICH	2	13	6.5	7	0	0	0	0.0	0	0	0	0	0.0	0	0	0	0	0.0	0	0	2	11	5.5	10	0		
9/22 vs MSU	1	16	16.0	16	0	0	0	0.0	0	0	0	0	0.0	0	0	0	0	0.0	0	0	1	5	5.0	5	0		
9/29 at PUR	5	30	6.0	10	1	0	0	0.0	0	0	NOT WITH TEAM					3	104	34.7	43	1	0	0	0.0	0	0	0	
10/6 at UCLA	6	38	6.3	10	0	0	0	0.0	0	0	NOT WITH TEAM					1	0	0.0	0	0	0	0	0.0	0	0	0	0
10/13 vs BC	4	29	7.3	9	0	1	7	7.0	7	0	NOT WITH TEAM					0	0	0.0	0	0	0	0	0.0	0	0	0	0
10/20 vs USC																											
11/3 vs NAVY																											
11/10 vs AFA																											
11/17 vs DUKE																											
11/24 at STAN																											
2007 Totals	22	160	7.3	16	1	3	23	7.7	10	0	0	0	0.0	0	0	4	104	26.0	43	1	3	16	5.3	10	0		
Career Totals	82	881	10.7	62	6	3	23	7.7	10	0	0	0	0.0	0	0	4	104	26.0	43	1	3	16	5.3	10	0		

RECEIVING DATE OPPONEN	TRAVIS THOMAS -- RB					JAMES ALDRIDGE -- RB					ARMANDO ALLEN -- RB					JUNIOR JABBIE -- RB					ROBERT HUGHES -- RB				
	No	Yds	Avg	Lg*	TD	No	Yds	Avg	Lg*	TD	No	Yds	Avg	Lg*	TD	No	Yds	Avg	Lg*	TD	No	Yds	Avg	Lg*	TD
9/1 vs GT	0	0	0.0	0	0	0	0	0.0	0	0	1	1	1.0	1	0	1	3	3.0	3	0	0	0	0.0	0	0
9/8 at PSU	0	0	0.0	0	0	0	0	0.0	0	0	6	38	6.3	15	0	0	0	0.0	0	0	0	0	0.0	0	0
9/15 at MICH	0	0	0.0	0	0	0	0	0.0	0	0	2	7	3.5	11	0	0	0	0.0	0	0	0	0	0.0	0	0
9/22 vs MSU	0	0	0.0	0	0	0	0	0.0	0	0	1	5	5.0	5	0	1	2	2.0	2	0	0	0	0.0	0	0
9/29 at PUR	0	0	0.0	0	0	0	0	0.0	0	0	1	-9	-9.0	-9	0	4	15	3.8	10	0	0	0	0.0	0	0
10/6 at UCLA	0	0	0.0	0	0	3	18	6.0	11	0	2	3	1.5	4	0	0	0	0.0	0	0	DID NOT PLAY				
10/13 vs BC	0	0	0.0	0	0	1	5	5.0	5	0	3	16	5.3	9	0	0	0	0.0	0	0	0	0	0.0	0	0
10/20 vs USC																									
11/3 vs NAVY																									
11/10 vs AFA																									
11/17 vs DUKE																									
11/24 at STAN																									
2007 Totals	0	0	###	0	0	4	23	5.8	11	0	16	61	3.8	15	0	6	20	3.3	10	0	0	0	###	0	0
Career Totals	5	39	7.8	15	0	4	23	0.0	0	0	16	61	3.8	15	0	6	20	3.3	10	0	0	0	0.0	0	0

NOTRE DAME 2007 GAME-BY-GAME RETURN STATS

* Bold denotes TD

KICKOFF RETURNS		ARMANDO ALLEN -- KR					GOLDEN TATE -- KR					DARRIN WALLS -- KR					GEORGE WEST -- KR				
DATE	OPONENT	No	Yds	Avg	Lg*	TD	No	Yds	Avg	Lg*	TD	No	Yds	Avg	Lg*	TD	No	Yds	Avg	Lg*	TD
9/1	vs GT	5	84	16.8	25	0	1	20	20.0	20	0	0	0	0.0	0	0	0	0	0.0	0	0
9/8	at PSU	3	67	22.3	25	0	1	34	34.0	34	0	0	0	0.0	0	0	0	0	0.0	0	0
9/15	at MICH	0	0	0.0	0	0	5	133	26.6	40	0	0	0	0.0	0	0	0	0	0.0	0	0
9/22	vs MSU	1	23	23.0	23	0	3	62	20.7	27	0	0	0	0.0	0	0	0	0	0.0	0	0
9/29	at PUR	4	80	20.0	33	0	1	14	14.0	14	0	0	0	0.0	0	0	0	0	0.0	0	0
10/6	at UCLA	3	73	24.3	31	0	0	0	0.0	0	0	0	0	0.0	0	0	0	0	0.0	0	0
10/13	vs BC	3	56	18.7	19	0	1	18	18.0	18	0	0	0	0.0	0	0	0	0	0.0	0	0
10/20	vs USC																				
11/3	vs NAVY																				
11/10	vs AFA																				
11/17	vs DUKE																				
11/24	at STAN																				
2007 Totals		19	383	20.2	33	0	12	281	23.4	40	0	0	0	###	0	0	0	0	###	0	0
Career Totals		19	383	20.2	33	0	12	281	23.4	40	0	5	84	16.8	28	0	12	251	20.9	33	0

PUNT RETURNS		TOM ZBIKOWSKI -- PR					DAVID GRIMES -- PR					GEORGE WEST -- PR									
DATE	OPONENT	No	Yds	Avg	Lg*	TD	No	Yds	Avg	Lg*	TD	No	Yds	Avg	Lg*	TD	No	Yds	Avg	Lg*	TD
9/1	vs GT	1	-1	-1.0	-1	0	0	0	0.0	0	0	0	0	0.0	0	0					
9/8	at PSU	1	47	47.0	47	0	0	0	0.0	0	0	0	0	0.0	0	0					
9/15	at MICH	3	26	8.7	16	0	0	0	0.0	0	0	0	0	0.0	0	0					
9/22	vs MSU	0	0	0.0	0	0	0	0	0.0	0	0	0	0	0.0	0	0					
9/29	at PUR	1	6	6.0	6	0	0	0	0.0	0	0	0	0	0.0	0	0					
10/6	at UCLA	2	1	0.5	1	0	DID NOT PLAY					0	0	0.0	0	0					
10/13	vs BC	3	34	11.3	18	0	DID NOT PLAY					0	0	0.0	0	0					
10/20	vs USC																				
11/3	vs NAVY																				
11/10	vs AFA																				
11/17	vs DUKE																				
11/24	at STAN																				
2007 Totals		11	113	10.3	47	0	0	0	###	0	0	0	0	###	0	0					
Career Totals		54	636	11.8	78	3	1	17	17.0	17	0	4	20	5.0	10	0					

NOTRE DAME 2007 GAME-BY-GAME KICKING STATS

KICKING		BRANDON WALKER -- K												
		PAT's			FIELD GOALS				Total	FIELD GOAL ACCURACY				
DATE	OPPONENT	XPM	XPA	Pct.	FGM	FGA	Pct.	Lg	Points	18-19 Yds	20-29 Yds	30-39 Yds	40-49 Yds	50+ Yds
9/1	vs GT	0	0	0%	1	1	100%	24	3	0 - 0	1 - 1	0 - 0	0 - 0	0 - 0
9/8	at PSU	1	1	100%	1	1	100%	22	4	0 - 0	1 - 1	0 - 0	0 - 0	0 - 0
9/15	at MICH	0	0	0%	0	0	0%	-	0	0 - 0	0 - 0	0 - 0	0 - 0	0 - 0
9/22	vs MSU	2	2	100%	0	0	0%	-	2	0 - 0	0 - 0	0 - 0	0 - 0	0 - 0
9/29	at PUR	0	1	0%	0	1	0%	-	0	0 - 0	0 - 0	0 - 1	0 - 0	0 - 0
10/6	at UCLA	2	2	100%	2	2	100%	48	8	0 - 0	1 - 1	0 - 0	1 - 1	0 - 0
10/13	vs BC	2	2	100%	0	1	0%	-	2	0 - 0	0 - 0	0 - 0	0 - 1	0 - 0
10/20	vs USC									-	-	-	-	-
11/3	vs NAVY									-	-	-	-	-
11/10	vs AFA									-	-	-	-	-
11/17	vs DUKE									-	-	-	-	-
11/24	at STAN									-	-	-	-	-
2007 Totals		7	8	88%	4	6	67%	48	19	0 - 0	3 - 3	0 - 1	1 - 2	0 - 0
Career Totals		7	8	88%	4	6	67%	48	19	0 - 0	3 - 3	0 - 1	1 - 2	0 - 0
										#DIV/0!	100.0%	0.0%	50.0%	#DIV/0!

WALKER OVERALL SPLTT	HOME	AWAY	OPEN-AIR	DOME	Last 2 Min
2007 Totals	1 - 2 50.0%	3 - 4 75.0%	4 - 6 66.7%	0 - 0 #DIV/0!	0 - 0 #DIV/0!

OTHER: PAT: N. Whitaker - 1/2 (Both at Purdue); FG: N. Whitaker - 0/1 (No good from 50 yards at Penn State)

PUNTING		GEOFF PRICE - P												
DATE	OPPONENT	No	Yds	Gross	TB	In-20	Lg	Blk	Net	Punt Yardages*				
9/1	vs GT	7	268	38.3	0	0	55	0	35.9	22, 37, 35, 44, 55, 32, 43				
9/8	at PSU	9	403	44.8	0	1	57	0	33.7	32, 46, 44, 46, 40, 57, 44 , 53, 41				
9/15	at MICH	7	303	43.3	0	2	55	0	39.0	40, 43, 50, 38, 55, 39 , 38				
9/22	vs MSU	6	220	36.7	0	1	56	0	32.2	45 , 27, 56, 27, 54, 11				
9/29	at PUR	0	0	0.0	0	0	0	0	0.0					
10/6	at UCLA	9	363	40.3	1	3	48	0	37.7	45 , 37, <u>39</u> , 48, 39 , 38, 36 , 42, 39				
10/13	vs BC	6	253	42.2	0	3	56	0	42.2	43, 32, 56 , 39 , 46, 37				
10/20	vs USC													
11/3	vs NAVY													
11/10	vs AFA													
11/17	vs DUKE													
11/24	at STAN													
2007 Totals		44	1810	41.1	1	10	57	0	36.6	* Punts In-the-20 are BOLDED				
Career Totals		96	4171	43.4	7	24	62	0	37.6	* Touchbacks are <u>UNDERLINE</u>				

OTHER: E. Maust - 45-yard punt (at Penn State); 3 punts for 129 yards; 43.0 avg. (vs. Michigan State) - 41, 50, 38; 3 punts for 132 yards; 44.0 avg. (at Purdue) - 46, **48**, **38**

NOTRE DAME 2007 GAME-BY-GAME TOTAL TACKLES

		Brockington, Joe	Brown, Justin	Brown, Sergio	Bruton, David	Crum Jr., Maurice	Ferrine, Leo	Gaines, Jashaad	Gordon, Leonard	Hand, Derrell	Herring, Ray	Jansen, J.J.	Kuntz, Pat	Lambert, Terrail	Laws, Trevor	McCarthy, Kyle	McNeil, Raeshon	Mullen, Paddy	Neal, Kerry	Price, Geoff	Prince, Munir	Quinn, Steve	Richardson, Morrice	Ryan, John	Smith, Brian
9/1	vs GT	7	1	1	9	9	0	-	0	-	2	1	2	6	9	2	0	1	0	0	0	0	1	3	-
9/8	at PSU	10	3	1	2	6	2	1	0	-	1	1	8	1	10	1	0	0	1	1	0	1	1	4	-
9/15	at MICH	5	8	0	9	7	0	0	0	-	0	0	6	1	7	1	5	0	0	0	0	1	1	7	2
9/22	vs MSU	9	-	0	15	16	0	-	0	3	0	1	3	1	9	0	0	-	2	0	-	1	0	0	3
9/29	at PUR	9	-	2	3	2	0	-	0	-	-	0	2	3	6	3	1	-	0	-	-	0	3	6	2
10/6	at UCLA	6	0	1	4	7	-	0	0	0	-	1	8	3	5	1	0	-	3	0	0	1	0	2	1
10/13	vs BC	13	0	1	6	0	-	0	0	-	-	0	5	4	11	1	0	-	2	0	0	0	1	4	2
10/20	vs USC																								
11/3	vs NAVY																								
11/10	vs AFA																								
11/17	vs DUKE																								
11/24	at STAN																								
2007 Totals		59	12	6	48	47	2	1	0	3	3	4	34	19	57	9	6	1	8	1	0	4	7	26	10

		Smith, Scott	Smith, Toryan	Stephenson Jr., Dwight	Vernaglia, Anthony	Wade, Kallen	Walls, Darrin	Washington, Kevin	Whitaker, Nate	Williams, Ian	Wooden, Ambrose	Zbikowski, Tom				
9/1	vs GT	4	1	3	3	0	2	-	0	3	0	4				
9/8	at PSU	1	2	1	3	-	2	-	0	3	2	6				
9/15	at MICH	0	0	6	1	-	2	-	0	4	1	8				
9/22	vs MSU	1	4	2	2	-	2	-	0	4	2	5				
9/29	at PUR	1	0	3	0	-	3	-	0	1	3	7				
10/6	at UCLA	0	3	3	4	-	0	-	0	1	6	5				
10/13	vs BC	1	3	2	5	-	2	-	0	3	5	6				
10/20	vs USC															
11/3	vs NAVY															
11/10	vs AFA															
11/17	vs DUKE															
11/24	at STAN															
2007 Totals		8	13	20	18	0	13	0	0	19	19	41	0	0	0	0

11/17 vs DUKE	-	-	-	-	-	-	-	-	-
11/24 at STAN	-	-	-	-	-	-	-	-	-
	-	-	-	-	-	-	-	-	-
2007 Totals	1	0	1	0.0	0.0	0	0	0-0	0 0-0
Career Totals	1	0	1	0.0	0.0	0	0	0-0	0 0-0

11/17 vs DUKE	-	-	-	-	-	-	-	-	-
11/24 at STAN	-	-	-	-	-	-	-	-	-
	-	-	-	-	-	-	-	-	-
2007 Totals	0	0	0	0.0	0.0	0	0	0-0	0 0-0
Career Totals	0	0	0	0.0	0.0	0	0	0-0	0 0-0

DERRELL HAND -- NT

DATE OPPONENT	TT	ST	AT	S - YL	TFLQB	HINT - Ret.	PBU	FF FR - Ret.*	
9/1 vs GT	SUSPENDED								
9/8 at PSU	SUSPENDED								
9/15 at MICH	SUSPENDED								
9/22 vs MSU	3	0	3	0-0	0	0	0	0-0 0 0 0-0	
9/29 at PUR	DID NOT PLAY								
10/6 at UCLA	0	0	0	0-0	0	-	0-0	0 0 0-0	
10/13 vs BC	DID NOT PLAY								
10/20 vs USC	-								
11/3 vs NAVY	-								
11/10 vs AFA	-								
11/17 vs DUKE	-								
11/24 at STAN	-								
	-								
2007 Totals	3	0	3	0.0	0.0	0	0	0-0 0 0 0-0	
Career Totals	3	0	3	0.0	0.0	0	0	0-0 0 0 0-0	

RAY HERRING -- DS

DATE OPPONENT	TT	ST	AT	S - YL	TFLQB	HINT - Ret.	PBU	FF FR - Ret.*	
9/1 vs GT	2	1	1	0-0	0	0	0	0-0 0 0 0-0	
9/8 at PSU	1	0	1	0-0	0	-	0-0	0 0 0-0	
9/15 at MICH	0	0	0	0-0	0	-	0-0	0 0 2-0	
9/22 vs MSU	0	0	0	0-0	0	0	0-0	0 0 0-0	
9/29 at PUR	DID NOT PLAY								
10/6 at UCLA	DID NOT PLAY								
10/13 vs BC	DID NOT PLAY								
10/20 vs USC	-								
11/3 vs NAVY	-								
11/10 vs AFA	-								
11/17 vs DUKE	-								
11/24 at STAN	-								
	-								
2007 Totals	3	1	2	0.0	0.0	0	0	0-0 0 0 2-0	
Career Totals	26	12	14	0.0	0.0	0	0	0-0 2 0 3-0	

PAT KUNTZ -- NT

DATE OPPONENT	TT	ST	AT	S - YL	TFLQB	HINT - Ret.	PBU	FF FR - Ret.*	
9/1 vs GT	2	1	1	0-0	0	0	0-0	2 0 0-0	
9/8 at PSU	8	3	5	0-0	0.5	-	0-0	0 0 0-0	
9/15 at MICH	6	3	3	0-0	0	-	0-0	1 0 0-0	
9/22 vs MSU	3	0	3	0-0	0	0	0-0	1 0 0-0	
9/29 at PUR	2	1	1	0-0	0	-	0-0	0 0 0-0	
10/6 at UCLA	8	6	2	0-0	0	-	0-0	2 0 0-0	
10/13 vs BC	5	2	3	0-0	0	0	0-0	1 0 0-0	
10/20 vs USC	-								
11/3 vs NAVY	-								
11/10 vs AFA	-								
11/17 vs DUKE	-								
11/24 at STAN	-								
	-								
2007 Totals	34	16	18	0.0	0.0	0.5	0	0-0 7 0 0-0	
Career Totals	45	22	23	0.5	3.0	1	0	0-0 7 0 1-0	

TERRAIL LAMBERT -- DC

DATE OPPONENT	TT	ST	AT	S - YL	TFLQB	HINT - Ret.	PBU	FF FR - Ret.*	
9/1 vs GT	6	4	2	0-0	0	0	0-0	0 0 0-0	
9/8 at PSU	1	1	0	0-0	0	-	0-0	0 0 0-0	
9/15 at MICH	1	1	0	0-0	0	-	0-0	0 0 0-0	
9/22 vs MSU	1	1	0	0-0	0	0	0-0	0 0 0-0	
9/29 at PUR	3	3	0	0-0	0	-	0-0	0 0 0-0	
10/6 at UCLA	3	1	2	0-0	0	-	1-2	0 0 0-0	
10/13 vs BC	4	2	2	0-0	0	0	0-0	0 0 0-0	
10/20 vs USC	-								
11/3 vs NAVY	-								
11/10 vs AFA	-								
11/17 vs DUKE	-								
11/24 at STAN	-								
	-								
2007 Totals	19	13	6	0.0	0.0	0	0	1-2 0 0 0-0	
Career Totals	67	50	17	0.5	6.0	1.5	0	4-29 2 1 1-0	

TREVOR LAWS -- DE

DATE OPPONENT	TT	ST	AT	S - YL	TFLQB	HINT - Ret.	PBU	FF FR - Ret.*	
9/1 vs GT	9	3	6	0-0	0	1	0-0	0 0 0-0	
9/8 at PSU	10	6	4	0-0	0	-	0-0	1 0 1-0	
9/15 at MICH	7	4	3	0-0	2	-	0-0	0 0 0-0	
9/22 vs MSU	9	0	9	0-0	0	2	0-0	0 0 1-0	
9/29 at PUR	6	5	1	1-11	3	-	0-0	0 0 0-0	
10/6 at UCLA	5	4	1	1-9	1	-	0-0	2 0 0-0	
10/13 vs BC	11	4	7	0-0	0	0	0-0	0 0 0-0	
10/20 vs USC	-								
11/3 vs NAVY	-								
11/10 vs AFA	-								
11/17 vs DUKE	-								
11/24 at STAN	-								
	-								
2007 Totals	57	26	31	2.0	20.0	6	3	0-0 3 0 2-0	
Career Totals	169	64	105	8.0	65.0	##	8	1-0 7 2 4-0	

KYLE McCARTHY -- DS

DATE OPPONENT	TT	ST	AT	S - YL	TFLQB	HINT - Ret.	PBU	FF FR - Ret.*	
9/1 vs GT	2	0	2	0-0	0	0	0-0	0 0 0-0	
9/8 at PSU	1	1	0	0-0	0	-	0-0	0 0 0-0	
9/15 at MICH	1	0	1	0-0	0	-	0-0	0 0 0-0	
9/22 vs MSU	0	0	0	0-0	0	0	0-0	0 0 0-0	
9/29 at PUR	3	3	0	0-0	0	-	1-0	0 0 0-0	
10/6 at UCLA	1	0	1	0-0	0	-	0-0	0 0 0-0	
10/13 vs BC	1	1	0	0-0	0	0	0-0	0 0 0-0	
10/20 vs USC	-								
11/3 vs NAVY	-								
11/10 vs AFA	-								
11/17 vs DUKE	-								
11/24 at STAN	-								
	-								
2007 Totals	9	5	4	0.0	0.0	0	0	1-0 0 0 0-0	
Career Totals	18	11	7	0.0	0.0	0	0	1-0 0 0 0-0	

RAESHON McNEIL -- DC

DATE OPPONENT	TT	ST	AT	S - YL	TFLQB	HINT - Ret.	PBU	FF FR - Ret.*
9/1 vs GT	0	0	0	0-0	0	0	0-0	0 0 0-0
9/8 at PSU	0	0	0	0-0	0	-	0-0	0 0 0-0
9/15 at MICH	5	4	1	0-0	0	-	0-0	0 0 0-0
9/22 vs MSU	0	0	0	0-0	0	0	0-0	0 0 0-0
9/29 at PUR	1	0	1	0-0	0	-	0-0	1 0 0-0
10/6 at UCLA	0	0	0	0-0	0	-	0-0	0 0 0-0
10/13 vs BC	0	0	0	0-0	0	0	0-0	0 0 0-0

PADDY MULLEN -- DE

DATE OPPONENT	TT	ST	AT	S - YL	TFLQB	HINT - Ret.	PBU	FF FR - Ret.*	
9/1 vs GT	1	0	1	0-0	0	0	0-0	0 0 0-0	
9/8 at PSU	DID NOT PLAY								
9/15 at MICH	0	0	0	0-0	0	-	0-0	0 0 0-0	
9/22 vs MSU	DID NOT PLAY								
9/29 at PUR	DID NOT PLAY								
10/6 at UCLA	DID NOT PLAY								
10/13 vs BC	DID NOT PLAY								

10/20 vs USC	-	-	-
11/3 vs NAVY	-	-	-
11/10 vs AFA	-	-	-
11/17 vs DUKE	-	-	-
11/24 at STAN	-	-	-
2007 Totals	6 4 2 0.0-0.0 0 0	0-0 1	0 0-0
Career Totals	10 6 4 0.0-0.0 0 0	0-0 1	0 0-0

10/20 vs USC	-	-	-
11/3 vs NAVY	-	-	-
11/10 vs AFA	-	-	-
11/17 vs DUKE	-	-	-
11/24 at STAN	-	-	-
2007 Totals	1 0 1 0.0-0.0 0 0	0-0 0	0 0-0
Career Totals	1 0 1 0.0-0.0 0 0	0-0 0	0 0-0

KERRY NEAL -- OLB									
DATE OPPONENT	TT	ST	AT	S - YL	TFLQB	HINT - Ret.	PBU	FF	FR - Ret.*
9/1 vs GT	0	0	0	0-0	0 0	0-0	0	0	0-0
9/8 at PSU	1	0	1	0-0	0 -	0-0	0	0	0-0
9/15 at MICH	0	0	0	0-0	0 -	0-0	1	0	0-0
9/22 vs MSU	2	1	1	1-8	1 2	0-0	1	0	0-0
9/29 at PUR	0	0	0	0-0	0 -	0-0	0	0	0-0
10/6 at UCLA	3	3	0	0-0	0 -	0-0	0	0	1-11
10/13 vs BC	2	1	1	0-0	0 0	0-0	0	0	0-0
10/20 vs USC	-	-	-	-	-	-	-	-	-
11/3 vs NAVY	-	-	-	-	-	-	-	-	-
11/10 vs AFA	-	-	-	-	-	-	-	-	-
11/17 vs DUKE	-	-	-	-	-	-	-	-	-
11/24 at STAN	-	-	-	-	-	-	-	-	-
2007 Totals	8	5	3	1.0-8.0	1 2	0-0	2	0	1-11
Career Totals	8	5	3	1.0-8.0	1 0	0-0	2	0	1-11

MUNIR PRINCE -- DC									
DATE OPPONENT	TT	ST	AT	S - YL	TFLQB	HINT - Ret.	PBU	FF	FR - Ret.*
9/1 vs GT	0	0	0	0-0	0 0	0-0	0	0	0-0
9/8 at PSU	0	0	0	0-0	0 -	0-0	0	0	0-0
9/15 at MICH	0	0	0	0-0	0 -	0-0	0	0	0-0
9/22 vs MSU	DID NOT PLAY			-	-	-	-	-	-
9/29 at PUR	DID NOT PLAY			-	-	-	-	-	-
10/6 at UCLA	0	0	0	0-0	0 -	0-0	0	0	0-0
10/13 vs BC	0	0	0	0-0	0 0	0-0	0	0	0-0
10/20 vs USC	-	-	-	-	-	-	-	-	-
11/3 vs NAVY	-	-	-	-	-	-	-	-	-
11/10 vs AFA	-	-	-	-	-	-	-	-	-
11/17 vs DUKE	-	-	-	-	-	-	-	-	-
11/24 at STAN	-	-	-	-	-	-	-	-	-
2007 Totals	0	0	0	0.0-0.0	0 0	0-0	0	0	0-0
Career Totals	0	0	0	0.0-0.0	0 0	0-0	0	0	0-0

STEVE QUINN -- ILB									
DATE OPPONENT	TT	ST	AT	S - YL	TFLQB	HINT - Ret.	PBU	FF	FR - Ret.*
9/1 vs GT	0	0	0	0-0	0 0	0-0	0	0	0-0
9/8 at PSU	1	0	1	0-0	0 -	0-0	0	0	0-0
9/15 at MICH	1	1	0	0-0	0 -	0-0	0	0	0-0
9/22 vs MSU	1	1	0	0-0	1 0	0-0	0	0	0-0
9/29 at PUR	0	0	0	0-0	0 -	0-0	0	0	0-0
10/6 at UCLA	1	1	0	0-0	0 -	0-0	0	0	0-0
10/13 vs BC	0	0	0	0-0	0 0	0-0	0	0	0-0
10/20 vs USC	-	-	-	-	-	-	-	-	-
11/3 vs NAVY	-	-	-	-	-	-	-	-	-
11/10 vs AFA	-	-	-	-	-	-	-	-	-
11/17 vs DUKE	-	-	-	-	-	-	-	-	-
11/24 at STAN	-	-	-	-	-	-	-	-	-
2007 Totals	4	3	1	0.0-0.0	1 0	0-0	0	0	0-0
Career Totals	16	10	6	0.0-0.0	1 0	0-0	0	0	0-0

MORRICE RICHARDSON -- OLB									
DATE OPPONENT	TT	ST	AT	S - YL	TFLQB	HINT - Ret.	PBU	FF	FR - Ret.*
9/1 vs GT	1	0	1	0-0	0 0	0-0	0	0	0-0
9/8 at PSU	1	1	0	1-13	1 -	0-0	0	0	0-0
9/15 at MICH	1	1	0	0-0	0 -	0-0	0	0	0-0
9/22 vs MSU	0	0	0	0-0	0 0	0-0	0	0	0-0
9/29 at PUR	3	2	1	0-0	0 -	0-0	0	0	0-0
10/6 at UCLA	DID NOT PLAY			-	-	-	-	-	-
10/13 vs BC	1	0	1	0-0	0.5 1	0-0	0	0	0-0
10/20 vs USC	-	-	-	-	-	-	-	-	-
11/3 vs NAVY	-	-	-	-	-	-	-	-	-
11/10 vs AFA	-	-	-	-	-	-	-	-	-
11/17 vs DUKE	-	-	-	-	-	-	-	-	-
11/24 at STAN	-	-	-	-	-	-	-	-	-
2007 Totals	7	4	3	1.0-13.0	1.5 1	0-0	0	0	0-0
Career Totals	7	4	3	1.0-13.0	1.5 0	0-0	0	0	0-0

JOHN RYAN -- OLB									
DATE OPPONENT	TT	ST	AT	S - YL	TFLQB	HINT - Ret.	PBU	FF	FR - Ret.*
9/1 vs GT	3	2	1	0-0	0 0	0-0	0	0	0-0
9/8 at PSU	4	0	4	0.5-3	1 -	0-0	0	0	0-0
9/15 at MICH	7	6	1	0-0	1 -	0-0	0	0	0-0
9/22 vs MSU	0	0	0	0-0	0 0	0-0	0	0	0-0
9/29 at PUR	6	6	0	1-11	2 -	0-0	0	0	0-0
10/6 at UCLA	2	1	1	1-9	1 -	0-0	0	0	0-0
10/13 vs BC	4	1	3	0-0	0 1	0-0	0	0	0-0
10/20 vs USC	-	-	-	-	-	-	-	-	-
11/3 vs NAVY	-	-	-	-	-	-	-	-	-
11/10 vs AFA	-	-	-	-	-	-	-	-	-
11/17 vs DUKE	-	-	-	-	-	-	-	-	-
11/24 at STAN	-	-	-	-	-	-	-	-	-
2007 Totals	26	16	10	2.5-23.0	5 1	0-0	0	0	0-0
Career Totals	30	18	12	2.5-23.0	6 0	0-0	0	0	0-0

BRIAN SMITH -- OLB									
DATE OPPONENT	TT	ST	AT	S - YL	TFLQB	HINT - Ret.	PBU	FF	FR - Ret.*
9/1 vs GT	DID NOT PLAY			-	-	-	-	-	-
9/8 at PSU	DID NOT PLAY			-	-	-	-	-	-
9/15 at MICH	2	1	1	0-0	1 -	0-0	0	1	0-0
9/22 vs MSU	3	0	3	0-0	0 1	0-0	0	0	0-0
9/29 at PUR	2	2	0	0-0	0 -	0-0	0	0	0-0
10/6 at UCLA	1	1	0	1-6	1 -	0-0	0	0	0-0
10/13 vs BC	2	1	1	0-0	0 0	1-25	0	0	0-0
10/20 vs USC	-	-	-	-	-	-	-	-	-
11/3 vs NAVY	-	-	-	-	-	-	-	-	-
11/10 vs AFA	-	-	-	-	-	-	-	-	-
11/17 vs DUKE	-	-	-	-	-	-	-	-	-
11/24 at STAN	-	-	-	-	-	-	-	-	-
2007 Totals	10	5	5	1.0-6.0	2 0.5	1-25	0	1	0-0
Career Totals	10	5	5	1.0-6.0	2 0	1-25	0	1	0-0

SCOTT SMITH -- ILB									
DATE OPPONENT	TT	ST	AT	S - YL	TFLQB	HINT - Ret.	PBU	FF	FR - Ret.*
9/1 vs GT	4	2	2	0-0	0 0	0-0	0	0	0-0
9/8 at PSU	1	1	0	0-0	0 -	0-0	0	0	0-0
9/15 at MICH	0	0	0	0-0	0 -	0-0	0	0	0-0

TORYAN SMITH -- ILB									
DATE OPPONENT	TT	ST	AT	S - YL	TFLQB	HINT - Ret.	PBU	FF	FR - Ret.*
9/1 vs GT	1	0	1	0-0	0 0	0-0	0	0	0-0
9/8 at PSU	2	1	1	0-0	0 -	0-0	0	0	0-0
9/15 at MICH	0	0	0	0-0	0 -	0-0	0	0	0-0

9/22	vs MSU	1	0	1	0-0	0	0	0-0	0	0	0-0
9/29	at PUR	1	1	0	0-0	0	-	0-0	0	0	0-0
10/6	at UCLA	0	0	0	0-0	0	-	0-0	0	0	0-0
10/13	vs BC	1	1	0	0-0	0	0	0-0	0	0	0-0
10/20	vs USC				-			-			-
11/3	vs NAVY				-			-			-
11/10	vs AFA				-			-			-
11/17	vs DUKE				-			-			-
11/24	at STAN				-			-			-
					-			-			-
					-			-			-
					-			-			-
					-			-			-
					-			-			-
					-			-			-
					-			-			-
					-			-			-
					-			-			-
2007 Totals		8	5	3	0.0-0.0	0	0	0-0	0	0	0-0
Career Totals		11	8	3	0.0-0.0	0	0	0-0	0	0	0-0

9/22	vs MSU	4	2	2	0-0	0	0	0-0	0	0	0-0
9/29	at PUR	0	0	0	0-0	0	-	0-0	0	0	0-0
10/6	at UCLA	3	2	1	0-0	1	-	0-0	0	0	0-0
10/13	vs BC	3	0	3	0-0	0	0	0-0	0	0	0-0
10/20	vs USC				-			-			-
11/3	vs NAVY				-			-			-
11/10	vs AFA				-			-			-
11/17	vs DUKE				-			-			-
11/24	at STAN				-			-			-
					-			-			-
					-			-			-
					-			-			-
					-			-			-
2007 Totals		13	5	8	0.0-0.0	1	0	0-0	0	0	0-0
Career Totals		22	11	11	0.0-0.0	1	0	0-0	0	0	0-0

DWIGHT STEPHENSON, JR. -- DE											
DATE	OPPONENT	TT	ST	AT	S - YL	TFL	QB	HINT - Ret.	PBU	FF	FR - Ret.*
9/1	vs GT	3	1	2	0-0	0	1	0-0	0	0	0-0
9/8	at PSU	1	0	1	0-0	0	-	0-0	0	0	0-0
9/15	at MICH	6	5	1	0-0	0	-	0-0	0	0	0-0
9/22	vs MSU	2	1	1	0-0	0	0	0-0	0	0	0-0
9/29	at PUR	3	3	0	0-0	1	-	0-0	0	0	0-0
10/6	at UCLA	3	2	1	0-0	2	-	0-0	0	0	0-0
10/13	vs BC	2	0	2	0-0	0	1	0-0	0	0	0-0
10/20	vs USC				-			-			-
11/3	vs NAVY				-			-			-
11/10	vs AFA				-			-			-
11/17	vs DUKE				-			-			-
11/24	at STAN				-			-			-
					-			-			-
					-			-			-
2007 Totals		20	12	8	0.0-0.0	3	2	0-0	0	0	0-0
Career Totals		21	12	9	0.0-0.0	3	0	0-0	0	0	0-0

ANTHONY VERNAGLIA -- OLB												
DATE	OPPONENT	TT	ST	AT	S - YL	TFL	QB	HINT - Ret.	PBU	FF	FR - Ret.*	
9/1	vs GT	3	2	1	0-0	0	0	0-0	0	0	0-0	
9/8	at PSU	3	1	2	0-0	0	-	0-0	0	0	0-0	
9/15	at MICH	1	0	1	0-0	0	-	0-0	0	0	0-0	
9/22	vs MSU	2	1	1	0-0	0	0	0-0	0	0	0-0	
9/29	at PUR	DID NOT PLAY									-	-
10/6	at UCLA	4	1	3	0-0	0	-	0-0	0	0	0-0	
10/13	vs BC	5	4	1	0-0	1	0	0-0	0	0	0-0	
10/20	vs USC				-			-			-	
11/3	vs NAVY				-			-			-	
11/10	vs AFA				-			-			-	
11/17	vs DUKE				-			-			-	
11/24	at STAN				-			-			-	
					-			-			-	
2007 Totals		18	9	9	0.0-0.0	1	0	0-0	0	0	0-0	
Career Totals		23	12	11	0.0-0.0	1	0	0-0	0	0	0-0	

DARRIN WALLS -- DC											
DATE	OPPONENT	TT	ST	AT	S - YL	TFL	QB	HINT - Ret.	PBU	FF	FR - Ret.*
9/1	vs GT	2	2	0	0-0	0	0	0-0	0	0	0-0
9/8	at PSU	2	2	0	0-0	0	-	1-73	0	0	0-0
9/15	at MICH	2	1	1	0-0	0	-	0-0	0	0	0-0
9/22	vs MSU	2	2	0	0-0	0	0	0-0	1	0	0-0
9/29	at PUR	3	2	1	0-0	0	-	0-0	0	0	0-0
10/6	at UCLA	0	0	0	0-0	0	-	0-0	0	0	0-0
10/13	vs BC	2	0	2	0-0	0	0	0-0	2	0	0-0
10/20	vs USC				-			-			-
11/3	vs NAVY				-			-			-
11/10	vs AFA				-			-			-
11/17	vs DUKE				-			-			-
11/24	at STAN				-			-			-
					-			-			-
2007 Totals		13	9	4	0.0-0.0	0	0	1-73	3	0	0-0
Career Totals		17	13	4	0.0-0.0	0	0	1-73	4	0	0-0

IAN WILLIAMS -- NT											
DATE	OPPONENT	TT	ST	AT	S - YL	TFL	QB	HINT - Ret.	PBU	FF	FR - Ret.*
9/1	vs GT	3	2	1	0-0	0	0	0-0	0	0	0-0
9/8	at PSU	3	1	2	0-0	0.5	-	0-0	0	0	0-0
9/15	at MICH	4	4	0	0-0	0	-	0-0	0	0	0-0
9/22	vs MSU	4	1	3	0-0	0	0	0-0	0	0	0-0
9/29	at PUR	1	0	1	0-0	0	-	0-0	0	0	0-0
10/6	at UCLA	1	1	0	0-0	0	-	0-0	0	0	0-0
10/13	vs BC	3	3	0	0-0	0	0	0-0	0	0	0-0
10/20	vs USC				-			-			-
11/3	vs NAVY				-			-			-
11/10	vs AFA				-			-			-
11/17	vs DUKE				-			-			-
11/24	at STAN				-			-			-
					-			-			-
2007 Totals		19	12	7	0.0-0.0	0.5	0	0-0	0	0	0-0
Career Totals		19	12	7	0.0-0.0	0.5	0	0-0	0	0	0-0

AMBROSE WOODEN -- DC											
DATE	OPPONENT	TT	ST	AT	S - YL	TFL	QB	HINT - Ret.	PBU	FF	FR - Ret.*
9/1	vs GT	0	0	0	0-0	0	0	0-0	0	0	0-0
9/8	at PSU	2	1	1	0-0	0	-	0-0	0	0	0-0
9/15	at MICH	1	0	1	0-0	0	-	0-0	0	0	0-0
9/22	vs MSU	2	2	0	0-0	0	0	0-0	0	0	0-0
9/29	at PUR	3	3	0	0-0	0	-	0-0	0	0	0-0
10/6	at UCLA	6	3	3	0-0	0	-	0-0	0	0	0-0
10/13	vs BC	5	5	0	0-0	0	0	0-0	0	0	0-0
10/20	vs USC				-			-			-
11/3	vs NAVY				-			-			-
11/10	vs AFA				-			-			-
11/17	vs DUKE				-			-			-
11/24	at STAN				-			-			-
					-			-			-
2007 Totals		19	14	5	0.0-0.0	0	0	0-0	0	0	0-0
Career Totals		119	94	25	0.0-0.0	0	0	2-41	7	1	1-0

TOM ZBIKOWSKI -- DS											
DATE	OPPONENT	TT	ST	AT	S - YL	TFL	QB	HINT - Ret.	PBU	FF	FR - Ret.*
9/1	vs GT	4	2	2	0-0	0	0	0-0	0	0	0-0
9/8	at PSU	6	4	2	0-0	0	-	0-0	0	2	0-0
9/15	at MICH	8	5	3	0-0	0	-	0-0	0	0	0-0
9/22	vs MSU	5	2	3	0-0	0	0	0-0	0	0	0-0
9/29	at PUR	7	7	0	0-0	0	-	1--2	0	0	0-0
10/6	at UCLA	5	2	3	1-8	1	-	0-0	0	1	0-0
10/13	vs BC	6	3	3	0-0	0	0	0-0	1	0	0-0
10/20	vs USC				-			-			-
11/3	vs NAVY				-			-			-
11/10	vs AFA				-			-			-
11/17	vs DUKE				-			-			-
11/24	at STAN				-			-			-
					-			-			-
2007 Totals		41	25	16	1.0-8.0	1	0	1--2	1	3	0-0
Career Totals		261	148	113	2.0-18.0	5.5	2	7-156	8	7	2-100

NOTRE DAME 2007 INDIVIDUAL GAME-HIGHS

* Bold denotes TD

IRISH				OPPONENTS				
Date	Opponent	Player	No	PASSING	No	Player	Opponent	Date
9/8	at PSU	Jimmy Clausen	32	Attempts	49	Matt Ryan	vs BC	10/13
9/29	at PUR	Jimmy Clausen	18	Completions	32	Matt Ryan	vs BC	10/13
9/29	at PUR	Evan Sharpley	208	Yards	291	Matt Ryan	vs BC	10/13
9/29	at PUR	Evan Sharpley	43	Long	51	Anthony Morelli	at PSU	9/8
9/29	at PUR	Evan Sharpley	2	TDs	4	Brian Hoyer	vs MSU	9/22
10/13	vs. BC	Jimmy Clausen	2	INTs	4	M. Bethel-Thompson	at UCLA	10/6
Date	Opponent	Player	No	RECEIVING	No	Player	Opponent	Date
9/29	at PUR	Robby Parris	7	Receptions	10	Andre Callender	vs BC	10/13
9/29	at PUR	Golden Tate	104	Yards	91	Andre Callender	vs BC	10/13
9/29	at PUR	Golden Tate	43	Long	51	Chris Bell	at PSU	9/8
10/13	vs. BC	Last; Robby Parris	1	TDs	2	Kellen Davis	vs MSU	9/22
Date	Opponent	Player	No	RUSHING	No	Player	Opponent	Date
10/6	at UCLA	James Aldridge	22	Rushes	35	Mike Hart	at MICH	9/15
9/22	vs MSU	James Aldridge	104	Yards	196	Tashard Choice	vs GT	9/1
9/22	vs MSU	James Aldridge	43	Long	45	Tashard Choice	vs GT	9/1
10/6	at UCLA	Last; Jimmy Clausen	1	TDs	2	Last; Andre Callender	vs BC	10/13
Date	Opponent	Player	No	TACKLES	No	Player	Opponent	Date
9/22	vs MSU	Maurice Crum	16	Total Tackles	12	Dan Connor	at PSU	9/8
10/13	vs BC	Joe Brockington	10	Solos	8	Dan Connor	at PSU	9/8
9/22	vs MSU	Maurice Crum	10	Assists	5	Last; Josh Ferguson	at PSU	9/29
10/6	at UCLA	Last; Brian Smith	1	Sacks	3.5	Brandon Graham	at MICH	9/15
9/29	at PUR	Trevor Laws	3	TFLs	5	Shawn Crable	at MICH	9/15
Date	Opponent	Player	No	INTERCEPTIONS	No	Player	Opponent	Date
10/6	at UCLA	Maurice Crum	2	INTs	2	Terrell Vinson	at PUR	9/29
9/8	at PSU	Darrin Walls	73	Long Return	26	Stevie Brown	at MICH	9/15
10/13	vs BC	Last; Brian Smith	1	TDs	None			
Date	Opponent	Player	No	PUNT RETURNS	No	Player	Opponent	Date
10/13	vs BC	Last; Tom Zbikowski	3	Returns	5	Greg Mathews	at MICH	9/15
9/8	at PSU	Tom Zbikowski	47	Yards	85	Derrick Williams	at PSU	9/8
9/8	at PSU	Tom Zbikowski	47	Long	78	Derrick Williams	at PSU	9/8
		None		TDs	1	Derrick Williams	at PSU	9/8
Date	Opponent	Player	No	KICKOFF RETURNS	No	Player	Opponent	Date
9/15	at MICH	Last; Golden Tate	5	Returns	3	Last; Matt Slater	at UCLA	10/6
9/15	at MICH	Golden Tate	133	Yards	98	Devin Thomas	vs MSU	9/22
9/15	at MICH	Golden Tate	40	Long	68	A.J. Wallace	at PSU	9/8
		None		TDs	None			
Date	Opponent	Player	No	FIELD GOALS	No	Player	Opponent	Date
10/6	at UCLA	Brandon Walker	2	Attempts	5	Travis Bell	vs GT	9/1
10/6	at UCLA	Brandon Walker	2	Made	4	Last; Chris Summer	at PUR	9/29
10/6	at UCLA	Brandon Walker	48	Long	49	Kai Forbath	at UCLA	10/6
Date	Opponent	Player	No	PUNTS	No	Player	Opponent	Date
10/6	at UCLA	Last; Geoff Price	9	Punts	6	Jeremy Boone	at PSU	9/8
9/8	at PSU	Geoff Price	403	Yards	259	Jeremy Boone	at PSU	9/8
9/8	at PSU	Eric Maust	45.0	Average	48.0	Durant Brooks	vs GT	9/1
9/8	at PSU	Geoff Price	57	Long	53	Durant Brooks	vs GT	9/1
10/13	vs BC	Last; Geoff Price	3	In-20	3	Last; Aaron Perez	at UCLA	10/6
10/6	at UCLA	Last; Geoff Price	1	Touchbacks	1	Last; Aaron Bates	vs MSU	9/22

NOTRE DAME 2007 WEEK-BY-WEEK LEADERS

DATE	OPPONENT	Scoring	Rushing Yards	Receptions	Receiving Yards	Tackles
9/1	vs GT	Walker - 3	Jones - 28	Parris, Carlson - 3	Parris - 30	Bruton, Crum, Laws - 9
9/8	at PSU	Walls - 6	Thomas - 12	Allen - 6	Grimes - 45	Brockington, Laws - 10
9/15	at MICH	None	Aldridge - 51	Grimes - 3	West - 23	Bruton - 9
9/22	vs MSU	Thomas, Hughes - 6	Aldridge - 104	West, Grimes - 3	West - 25	Crum - 16
9/29	at PUR	Carlson, Kamara, Tate - 6	Allen - 25	Parris - 7	Tate - 104	Brockington - 9
10/6	at UCLA	Walker - 8	Aldridge - 52	Carlson - 6	Carlson - 38	Kuntz - 8
10/13	vs BC	Parris, B. Smith - 6	Aldridge - 17	Parris, Carlson - 4	Parris - 94	Brockington - 13
10/20	vs USC					
11/3	vs NAVY					
11/10	vs AFA					
11/17	vs DUKE					
11/24	at STAN					
Most Times Led or Tied for Lead		Walker - 2	Aldridge - 3	Parris, Carlson - 3	Parris, West - 2	Brockington - 3

NOTRE DAME 2007 QUARTER-BY-QUARTER SCORING

DATE	OPPONENT	IRISH							OPPONENTS							Point Differential		
		1	2	1H	3	4	2H	OT	TOT	1	2	1H	3	4	2H		OT	TOT
9/1	vs GT	0	0	0	3	0	3	0	3	6	10	16	3	14	17	0	33	-30
9/8	at PSU	7	0	7	3	0	3	0	10	7	7	14	10	7	17	0	31	-21
9/15	at MICH	0	0	0	0	0	0	0	0	10	21	31	7	0	7	0	38	-38
9/22	vs MSU	7	7	14	0	0	0	0	14	14	3	17	14	0	14	0	31	-17
9/29	at PUR	0	0	0	6	13	19	0	19	10	13	23	3	7	10	0	33	-14
10/6	at UCLA	3	0	3	17	0	17	0	20	3	3	6	0	0	0	0	6	+14
10/13	vs BC	0	0	0	14	0	14	0	14	6	7	13	14	0	14	0	27	-13
10/20	vs USC																	
11/3	vs NAVY																	
11/10	vs AFA																	
11/17	vs DUKE																	
11/24	at STAN																	
2007 Totals		17	7	24	43	13	56	0	80	56	64	120	51	28	79	0	199	-119

NOTRE DAME 2007 3rd & 4th DOWN EFFICIENCY

		OFFENSE										3rd DOWN	
DATE	OPPONENT	3rd & 1	3rd & 2	3rd & 3	3rd & 4	3rd & 5	3rd & 6	3rd & 7	3rd & 8	3rd & 9	3rd & 10+	TOTAL	4th Down
9/1	vs GT	2 / 3	0 / 2	0 / 1	1 / 1	0 / 0	1 / 3	0 / 1	0 / 1	1 / 1	0 / 3	5 / 16	2 / 2
9/8	at PSU	1 / 2	0 / 0	0 / 0	0 / 1	0 / 1	1 / 1	0 / 2	0 / 1	0 / 2	0 / 6	2 / 16	0 / 1
9/15	at MICH	0 / 1	1 / 1	1 / 1	0 / 0	1 / 2	0 / 0	0 / 0	0 / 0	1 / 1	0 / 7	4 / 13	1 / 1
9/22	vs MSU	1 / 2	1 / 2	0 / 0	0 / 0	0 / 1	1 / 3	1 / 1	0 / 1	0 / 0	0 / 5	4 / 15	1 / 2
9/29	at PUR	0 / 0	0 / 0	0 / 0	1 / 2	1 / 2	0 / 1	2 / 4	0 / 1	0 / 0	1 / 6	5 / 16	4 / 6
10/6	at UCLA	1 / 1	0 / 0	1 / 3	0 / 0	0 / 2	0 / 1	1 / 1	0 / 2	0 / 2	0 / 5	3 / 17	1 / 2
10/13	vs BC	2 / 3	1 / 1	0 / 2	1 / 2	0 / 0	0 / 0	0 / 1	0 / 0	1 / 1	1 / 8	6 / 18	1 / 4
10/20	vs USC											0 / 0	
11/3	vs NAVY											0 / 0	
11/10	vs AFA											0 / 0	
11/17	vs DUKE											0 / 0	
11/24	at STAN											0 / 0	
TOTALS		7 / 12	3 / 6	2 / 7	3 / 6	2 / 8	3 / 9	4 / 10	0 / 6	3 / 7	2 / 40	29 / 111	10 / 18
		58.3%	50.0%	28.6%	50.0%	25.0%	33.3%	40.0%	0.0%	42.9%	5.0%	26.1%	55.6%

3rd & 1-5 17 / 39 43.6%	3rd & 6-10+ 12 / 72 16.7%	3rd & 1-3 12 / 25 48.0%	3rd & 4-6 8 / 23 34.8%	3rd & 7-10+ 9 / 63 14.3%
--	--	--	---	---

		DEFENSE										3rd DOWN	
DATE	OPPONENT	3rd & 1	3rd & 2	3rd & 3	3rd & 4	3rd & 5	3rd & 6	3rd & 7	3rd & 8	3rd & 9	3rd & 10+	TOTAL	4th Down
9/1	vs GT	1 / 1	0 / 0	0 / 0	0 / 1	0 / 1	1 / 1	0 / 1	0 / 1	2 / 3	0 / 4	4 / 13	0 / 0
9/8	at PSU	3 / 4	0 / 0	2 / 3	1 / 1	0 / 0	1 / 1	0 / 0	0 / 1	1 / 2	1 / 4	9 / 16	0 / 0
9/15	at MICH	5 / 5	1 / 1	1 / 2	1 / 1	0 / 0	1 / 1	1 / 3	0 / 0	0 / 1	1 / 3	11 / 17	0 / 1
9/22	vs MSU	0 / 0	0 / 1	1 / 2	0 / 1	1 / 3	0 / 2	1 / 2	0 / 0	1 / 2	2 / 2	6 / 15	2 / 2
9/29	at PUR	0 / 0	0 / 0	0 / 0	0 / 0	1 / 2	0 / 1	1 / 2	0 / 0	2 / 3	2 / 7	6 / 15	0 / 1
10/6	at UCLA	1 / 2	1 / 3	1 / 1	0 / 2	0 / 0	0 / 1	1 / 2	0 / 1	0 / 0	0 / 3	4 / 15	0 / 2
10/13	vs BC	1 / 1	2 / 4	0 / 2	0 / 0	1 / 2	0 / 0	0 / 1	2 / 2	1 / 1	0 / 4	7 / 17	0 / 3
10/20	vs USC											0 / 0	
11/3	vs NAVY											0 / 0	
11/10	vs AFA											0 / 0	
11/17	vs DUKE											0 / 0	
11/24	at STAN											0 / 0	
TOTALS		11 / 13	4 / 9	5 / 10	2 / 6	3 / 8	3 / 7	4 / 11	2 / 5	7 / 12	6 / 27	47 / 108	2 / 9
		84.6%	44.4%	50.0%	33.3%	37.5%	42.9%	36.4%	40.0%	58.3%	22.2%	43.5%	22.2%

3rd & 1-5 25 / 46 54.3%	3rd & 6-10+ 22 / 62 35.5%	3rd & 1-3 20 / 32 62.5%	3rd & 4-6 8 / 21 38.1%	3rd & 7-10+ 19 / 55 34.5%
--	--	--	---	--

NOTRE DAME 2007 RED ZONE EFFICIENCY

IRISH RED ZONE STATS															
DATE	OPPONENT	Drives In		Scoring			Missed				Avg. Points	GOAL - TO - GO			
		Red Zone	Scores	%	TDs	TD %	FGs	FGs	Turnovers	Downs		Drives	TDs	TD %	FGs
9/1	vs GT	1	1	100.0%	0	0.0%	1	0	0	0	3.0	0	0	0.0%	0
9/8	at PSU	2	1	50.0%	0	0.0%	1	0	1	0	1.5	2	0	0.0%	1
9/15	at MICH	0	0	0.0%	0	0.0%	0	0	0	0	0.0	0	0	0.0%	0
9/22	vs MSU	2	2	100.0%	2	100.0%	0	0	0	0	6.0	2	2	100.0%	0
9/29	at PUR	4	2	0.0%	2	0.0%	0	1	1	0	3.0	2	2	0.0%	0
10/6	at UCLA	3	2	66.7%	1	33.3%	1	0	0	0	3.0	2	1	50.0%	1
10/13	vs BC	1	1	100.0%	1	100.0%	0	0	0	0	6.0	0	0	0.0%	0
10/20	vs USC														
11/3	vs NAVY														
11/10	vs AFA														
11/17	vs DUKE														
11/24	at STAN														
2007 Totals		13	9	69.2%	6	46.2%	3	1	2	0	3.5	8	5	62.5%	2

IRISH RED ZONE DRIVES ENDED BY TIME 1 - At UCLA

OPPONENT RED ZONE STATS															
DATE	OPPONENT	Drives In		Scoring			Missed				Avg. Points	GOAL - TO - GO			
		Red Zone	Scores	%	TDs	TD %	FGs	FGs	Turnovers	Downs		Drives	TDs	TD %	FGs
9/1	vs GT	5	4	80.0%	1	20.0%	3	1	0	0	3.0	3	1	33.3%	2
9/8	at PSU	4	4	100.0%	3	75.0%	1	0	0	0	5.2	1	1	100.0%	0
9/15	at MICH	4	4	100.0%	4	100.0%	0	0	0	0	6.0	3	3	100.0%	0
9/22	vs MSU	5	4	80.0%	3	60.0%	1	1	0	0	4.2	2	1	50.0%	0
9/29	at PUR	7	7	100.0%	3	42.9%	4	0	0	0	4.3	2	1	50.0%	1
10/6	at UCLA	2	1	50.0%	0	0.0%	1	0	0	1	1.5	1	0	0.0%	1
10/13	vs BC	6	4	66.7%	4	66.7%	0	1	0	1	4.0	2	2	100.0%	0
10/20	vs USC														
11/3	vs NAVY														
11/10	vs AFA														
11/17	vs DUKE														
11/24	at STAN														
2007 Totals		33	28	84.8%	18	54.5%	10	3	0	2	4.2	14	9	64.3%	4

OPPONENT RED ZONE DRIVES ENDED BY TIME:

NOTRE DAME 2007 DRIVE ENGINEERING

IRISH OFFENSIVE DRIVES																	
DATE	OPPONENT	Total	TDs	FGs	FG		Punt	INT	Fumble	Downs	Time	Safety	Points	Scoring	1st Half	2nd Half	
		Drives			Miss	Block								Block	Efficiency	1st Drive	1st Drive
9/1	vs GT	12	0	1	0	0	7	0	0	3	0	1	0	3	8%	Fumble	FG
9/8	at PSU	14	0	1	1	0	10	0	1	0	0	1	0	3	7%	Missed FG	Punt
9/15	at MICH	13	0	0	0	0	7	0	2	2	0	2	0	0	0%	Punt	Punt
9/22	vs MSU	14	2	0	0	0	9	0	0	1	1	1	0	14	14%	Punt	Downs
9/29	at PUR	14	3	0	0	1	3	0	2	1	2	2	0	19	21%	Punt	Punt
10/6	at UCLA	15	1	2	0	0	9	0	0	0	1	2	0	13	20%	Punt	FG
10/13	vs BC	14	1	0	1	0	6	0	2	0	3	1	0	7	7%	Punt	INT
10/20	vs USC														#DIV/0!		
11/3	vs NAVY														#DIV/0!		
11/10	vs AFA														#DIV/0!		
11/17	vs DUKE														#DIV/0!		
11/24	at STAN														#DIV/0!		
															#DIV/0!		
2007 Totals		96	7	4	2	1	51	0	7	7	7	10	0	59	11%	0	6

OPPONENT OFFENSIVE DRIVES																	
DATE	OPPONENT	Total	TDs	FGs	FG		Punt	INT	Fumble	Downs	Time	Safety	Points	Scoring	1st Half	2nd Half	
		Drives			Miss	Block								Block	Efficiency	1st Drive	1st Drive
9/1	vs GT	12	3	4	0	1	3	0	0	0	0	1	0	33	58%	FG	FG
9/8	at PSU	14	3	1	0	0	6	0	1	2	0	1	0	31	29%	INT	FG
9/15	at MICH	12	5	1	0	0	4	0	0	2	0	0	0	38	50%	FG	Punt
9/22	vs MSU	14	4	1	1	0	5	0	1	1	0	1	0	31	36%	Fumble	TD
9/29	at PUR	13	3	4	0	0	3	0	2	0	1	0	0	33	54%	FG	INT
10/6	at UCLA	15	0	2	0	0	5	0	4	3	1	0	0	6	13%	Punt	Downs
10/13	vs BC	15	4	0	0	1	5	0	1	0	3	1	0	27	27%	TD	Punt
10/20	vs USC														#DIV/0!		
11/3	vs NAVY														#DIV/0!		
11/10	vs AFA														#DIV/0!		
11/17	vs DUKE														#DIV/0!		
11/24	at STAN														#DIV/0!		
															#DIV/0!		
2007 Totals		95	22	13	1	2	31	0	9	8	5	4	0	199	37%	15	13

NOTRE DAME 2007 TURNOVER RATIO

	TAKE-AWAYS			POINTS OFF TURNOVERS				Total
	INTs	Fumbles	Total	Scores	TDs	FGs	Conv. %	Points
IRISH	9	8	17	7	6	1	41.2%	44
OPPONENTS	7	7	14	10	5	5	71.4%	50

DATE	OPPONENT	TAKE-AWAYS			GIVE-AWAYS			Net	Result
		INTs	Fumbles	Total	INTs	Fumbles	Total	Differentia	
9/1	vs GT	0	0	0	0	3	3	-3	L
9/8	at PSU	1	2	3	1	0	1	+2	L
9/15	at MICH	0	2	2	2	2	4	-2	L
9/22	vs MSU	1	1	2	0	1	1	+1	L
9/29	at PUR	2	0	2	2	1	3	-1	L
10/6	at UCLA	4	3	7	0	0	0	+7	W
10/13	vs BC	1	0	1	2	0	2	-1	L
10/20	vs USC								
11/3	vs NAVY								
11/10	vs AFA								
11/17	vs DUKE								
11/24	at STAN								
2007 Totals		9	8	17	7	7	14	+3	1-6

NOTRE DAME 2007 TURNOVER BREAKDOWN

* **Bold** denotes TD

TAKE-AWAY / GIVE-AWAY RATIO = +3 (17 / 14)

IRISH TAKE-AWAYS (17)										Points Off
Date	Opponent	QTR	Scrimmage	Player	Turnover (Forced By Take-Away)		Yardline	Return*	Drive Result	Turnover
9/8	at PSU	1	1-10, PSU 44	Anthony Morelli	Interception	Darrin Walls	ND 27	73	Touchdown	7
9/8	at PSU	1	2-8, PSU 26	Austin Scott	Fumble (Tom Zbikowski)	Joe Brockington	PSU 37	0	Punt	0
9/8	at PSU	2	1-10, PSU 37	Anthony Morelli	Fumble (Tom Zbikowski)	Trevor Laws	PSU 44	0	End of Half	0
9/15	at MICH	4	4-5, ND 23	Ryan Mallett	Fumble	Ray Herring	ND 20	0	Interception	0
9/15	at MICH	4	2-5, ND 40	Carlos Brown	Fumble (Brian Smith)	Ray Herring	ND 37	0	End of Game	0
9/22	vs MSU	1	2-5, MSU 8	Brian Hoyer	Fumble	Trevor Laws	MSU 9	0	Touchdown	7
9/22	vs MSU	2	1-10, ND 38	Brian Hoyer	Interception	David Bruton	ND 0	0	Punt	0
9/29	at PUR	2	1-10, ND 32	Curtis Painter	Interception	Kyle McCarthy	ND 3	0	End of Half	0
9/29	at PUR	3	2-13, PUR 17	Curtis Painter	Interception	Tom Zbikowski	PUR 35	-2	Touchdown	6
10/6	at UCLA	1	1-10, UCLA 20	Ben Olson	Fumble (Tom Zbikowski)	Kerry Neal	UCLA 12	11	Field Goal	3
10/6	at UCLA	3	1-10, UCLA 29	Kalil Bell	Fumble (Maurice Crum)	Maurice Crum	UCLA 31	0	Punt	0
10/6	at UCLA	3	3-6, UCLA 5	M. Bethel-Thompson	Interception	David Bruton	UCLA 21	17	Touchdown	7
10/6	at UCLA	3	2-10, UCLA 43	M. Bethel-Thompson	Fumble (Maurice Crum)	Maurice Crum	UCLA 34	34	Touchdown	7
10/6	at UCLA	4	1-10, UCLA 48	M. Bethel-Thompson	Interception	Maurice Crum	ND 35	13	Downs	0
10/6	at UCLA	4	4-7, ND 9	M. Bethel-Thompson	Interception	Terrail Lambert	ND 0	1	Punt	0
10/6	at UCLA	4	3-1, ND 48	M. Bethel-Thompson	Interception	Maurice Crum	ND 38	33	End of Game	0
10/13	vs BC	3	3-7, BC 24	Matt Ryan	Interception	Brian Smith	BC 25	25	Touchdown	7

IRISH POINTS OFF TURNOVERS 44

IRISH GIVE-AWAYS (14)										Points Off
Date	Opponent	QTR	Scrimmage	Player	Turnover (Forced By Take-Away)		Yardline	Return*	Drive Result	Turnover
9/1	vs GT	1	2-15, ND 39	Demetrius Jones	Fumble (Jamal Lewis)	Philip Wheeler	ND 33	0	Field Goal	3
9/1	vs GT	2	2-2, GT 39	Demetrius Jones	Fumble (Vance Walker)	Djay Jones	GT 40	16	Field Goal	3
9/1	vs GT	4	2-19, ND 35	Evan Sharpley	Fumble (Michael Johns)	Darrell Robertson	ND 17	0	Touchdown	7
9/8	at PSU	4	4-G, PSU 10	Jimmy Clausen	Interception	Justin King	PSU 0	0	Punt	0
9/15	at MICH	1	2-7, ND 38	Jimmy Clausen	Fumble (Donovan Warren)	Donovan Warrner	ND 21	0	Touchdown	7
9/15	at MICH	1	1-10, ND 37	Armando Allen	Fumble (Chris Graham)	Brandon Harrison	ND 38	0	Touchdown	7
9/15	at MICH	2	3-15, ND 37	Jimmy Clausen	Interception	John Thompson	ND 48	0	Touchdown	7
9/15	at MICH	4	1-10, ND 39	Evan Sharpley	Interception	Stevie Brown	ND 19	26	Fumble	0
9/22	vs MSU	2	1-10, ND 31	Jimmy Clausen	Fumble (J. Saint-Dic)	Jonal Saint-Dic	ND 14	0	Field Goal	3
9/29	at PUR	2	3-8, ND 21	Jimmy Clausen	Interception	Terrell Vinson	ND 31	6	Field Goal	3
9/29	at PUR	2	1-20, ND 23	Armando Allen	Fumble (Anthony Heygood)	Jeff Benjamin	ND 14	0	Field Goal	3
9/29	at PUR	4	2-10, PUR 18	Evan Sharpley	Interception	Terrell Vinson	PUR 0	0	Downs	0
10/13	vs BC	2	3-16, ND 37	Jimmy Clausen	Interception	DeJuan Tribble	BC 30	0	End of Half	0
10/13	vs BC	3	1-10, ND 36	Jimmy Clausen	Interception	Tyrone Pruitt	ND 41	30	Touchdown	7

OPPONENTS POINTS OFF TURNOVERS 50

NOTRE DAME 2007 20-PLUS YARD PASSING PLAYS

* **Bold** denotes TD

IRISH COMPLETIONS OF 20 OR MORE YARDS					OPPONENT COMPLETIONS OF 20 OR MORE YARDS							
DATE	OPPONENT	QTR	PASSER	RECEIVER	YARDS	#	YARDS	RECEIVER	PASSER	QTR	OPPONENT	DATE
9/29	at PUR	4	Evan Sharpley	Golden Tate	43	1	51	Chris Bell	Anthony Morelli	3	at PSU	9/8
9/29	at PUR	2	Jimmy Clausen	Golden Tate	36	2	40	Greg Orton	Curtis Painter	1	at PUR	9/29
9/8	at PSU	4	Jimmy Clausen	Robby Parris	35	3	31	James Johnson	Taylor Bennett	1	vs GT	9/1
10/13	vs BC	3	Evan Sharpley	Robby Parris	28	4	30	Kellen Davis	Brian Hoyer	3	vs MSU	9/22
10/13	vs BC	2	Jimmy Clausen	Robby Parris	26	5	28	Greg Smith	Taylor Bennett	3	vs GT	9/1
9/29	at PUR	4	Evan Sharpley	Golden Tate	25	6	26	Greg Mathews	Ryan Mallett	2	at MICH	9/15
9/29	at PUR	4	Evan Sharpley	Robby Parris	24	7	26	Joe Cowan	M. Bethel-Thomps	4	at UCLA	10/6
9/29	at PUR	4	Evan Sharpley	Robby Parris	21	8	25	Devin Thomas	Brian Hoyer	1	vs MSU	9/22
10/13	vs BC	4	Evan Sharpley	Robby Parris	21	9	24	B. Whittington	Curtis Painter	2	at PUR	9/29
9/1	vs GT	4	Evan Sharpley	George West	20	10	22	Mario Manningha	Ryan Mallett	2	at MICH	9/15
						11	22	Andre Callender	Matt Ryan	2	vs BC	10/13
						12	21	Selwyn Lymon	Curtis Painter	1	at PUR	9/29
						13						
						14						
						15						
						16						
						17						
						18						
						19						
						20						
						21						
						22						
						23						
						24						
						25						
						26						
						27						
						28						
						29						
						30						
						31						
						32						
						33						
						34						
						35						
						36						
						37						
						38						
						39						
						40						

NOTRE DAME 2007 10-PLUS YARD RUSHING PLAYS

* **Bold** denotes TD

IRISH RUSHES OF 10 OR MORE YARDS					OPPONENT RUSHES OF 10 OR MORE YARDS					
DATE	OPPONENT	QTR	RUSHER	YARDS	#	YARDS	RUSHER	QTR	OPPONENT	DATE
9/22	vs MSU	2	James Aldridge	43	1	52	L.V. Whitworth	1	vs BC	10/13
9/22	vs MSU	3	James Aldridge	18	2	45	Tashard Choice	3	vs GT	9/1
9/22	vs MSU	2	Robert Hughes	17	3	32	Rodney Kinlaw	4	at PSU	9/8
9/22	vs MSU	3	James Aldridge	14	4	26	Javon Ringer	1	vs MSU	9/22
9/15	at MICH	2	Travis Thomas	13	5	22	Tashard Choice	1	vs GT	9/1
9/1	vs GT	1	Armando Allen	11	6	22	Tashard Choice	2	vs GT	9/1
9/15	at MICH	4	James Aldridge	11	7	21	Brandon Minor	4	at MICH	9/15
10/6	at UCLA	2	Armando Allen	11	8	21	Kory Sheets	1	at PUR	9/29
9/8	at PSU	2	Jimmy Clausen	10	9	21	Kory Sheets	4	at PUR	9/29
9/15	at MICH	4	James Aldridge	10	10	18	Greg Smith (Bubble Scr	1	vs GT	9/1
9/1	vs GT	1	Demetrius Jones	10	11	18	Brandon Breazell	3	at UCLA	10/6
					12	17	Tashard Choice	1	vs GT	9/1
					13	15	Javon Ringer	1	vs MSU	9/22
					14	15	Chane Moline	4	at UCLA	10/6
					15	14	Mike Hart	2	at MICH	9/15
					16	14	Kory Sheets	2	at PUR	9/29
					17	13	Jamaal Evans	4	vs GT	9/1
					18	13	Brandon Minor	4	at MICH	9/15
					19	13	Curtis Painter	4	at PUR	9/29
					20	12	Austin Scott	4	at PSU	9/8
					21	12	Mike Hart	2	at MICH	9/15
					22	12	Mike Hart	3	at MICH	9/15
					23	12	Mike Hart	3	at MICH	9/15
					24	12	Javon Ringer	2	vs MSU	9/22
					25	12	Javon Ringer	4	vs MSU	9/22
					26	11	Tashard Choice	2	vs GT	9/1
					27	11	Austin Scott	1	at PSU	9/8
					28	11	Mike Hart	2	at MICH	9/15
					29	11	Mike Hart	2	at MICH	9/15
					30	11	Kory Sheets	1	at PUR	9/29
					31	10	Matt Hahn	4	at PSU	9/8
					32	10	Brandon Minor	3	at MICH	9/15
					33	10	Javon Ringer	3	vs MSU	9/22
					34	10	Curtis Painter	3	at PUR	9/29
					35	10	Andre Callender	1	vs BC	10/13
					36					
					37					
					38					
					39					
					40					

NOTRE DAME 2007 20 OR 30-PLUS YARD RETURNS

* **Bold** denotes TD

IRISH INTERCEPTION RETURNS OF 20 OR MORE YARDS						OPPONENT INTERCEPTION RETURNS OF 20 OR MORE YARDS						
DATE	OPPONENT	QTR	PASSER	RETURNER	YARDS	#	YARDS	RETURNER	PASSER	QTR	OPPONENT	DATE
9/8	at PSU	1	Anthony Morelli	Darrin Walls	73	1	30	Tyronne Pruitt	Jimmy Clausen	3	vs BC	10/13
10/6	at UCLA	4	Bethel-Thompson	Maurice Crum	33	2	26	Stevie Brown	Evan Sharpley	4	vs MICH	9/15
10/13	vs BC	3	Matt Ryan	Brian Smith	25	3						

IRISH FUMBLE RETURNS OF 20 OR MORE YARDS						OPPONENT FUMBLE RETURNS OF 20 OR MORE YARDS						
DATE	OPPONENT	QTR	FUMBLED BY	RETURNER	YARDS	#	YARDS	RETURNER	FUMBLED BY	QTR	OPPONENT	DATE
10/6	at UCLA	3	Bethel-Thompson	Maurice Crum	34	1						
						2						
						3						

IRISH PUNT RETURNS OF 20 OR MORE YARDS						OPPONENT PUNT RETURNS OF 20 OR MORE YARDS						
DATE	OPPONENT	QTR		RETURNER	YARDS	#	YARDS	RETURNER		QTR	OPPONENT	DATE
9/8	at PSU	3		Tom Zbikowski	47	1	78	Derrick Williams		1	at PSU	9/8
						2						
						3						

IRISH KICKOFF RETURNS OF 30 OR MORE YARDS						OPPONENT KICKOFF RETURNS OF 30 OR MORE YARDS						
DATE	OPPONENT	QTR		RETURNER	YARDS	#	YARDS	RETURNER		QTR	OPPONENT	DATE
9/15	at MICH	1		Golden Tate	40	1	68	A.J. Wallace		3	at PSU	9/8
9/8	at PSU	3		Golden Tate	34	2	52	Devin Thomas		3	vs MSU	9/22
9/29	at PUR	2		Armando Allen	33	3						
10/6	at UCLA	1		Armando Allen	31	4						

IRISH BLOCKED FG RETURNS OF 20 OR MORE YARDS						OPPONENT BLOCKED FG RETURNS OF 20 OR MORE YARDS						
DATE	OPPONENT	QTR		RETURNER	YARDS	#	YARDS	RETURNER		QTR	OPPONENT	DATE
						1						
						2						
						3						