



2010-11 NOTRE DAME MEN'S BASKETBALL



ATHLETIC MEDIA RELATIONS: Joyce Center Room 112 Notre Dame, IN 46556 Fax: (574) 631-7941
 MEDIA RELATIONS CONTACTS: Bernadette Cafarelli o: (574) 631-8458 c: (574) 532-0249 cafarelli.1@nd.edu
 Sean Carroll o: (574) 631-2664 c: (574) 340-2177 carroll.64@nd.edu

2010-11 Schedule

Date	Opponent	Time
11/1	MARIAN UNIVERSITY [^]	W, 85-52
11/6	CATHOLIC UNIVERSITY [^]	W, 72-47
11/12	GEORGIA SOUTHERN	W, 98-61
11/14	LIBERTY	W, 72-51
11/17	CHICAGO STATE	W, 102-62
11/22	MAINE	W, 93-72
<i>Old Spice Classic (Orlando, Fla.)</i>		
11/25	vs. Georgia (ESPN2)	W, 89-83 (2ot)
11/26	vs. California (ESPN2)	W, 57-44
11/28	vs. Wisconsin (ESPN2)	W, 58-51
11/30	(25/-) INDIANA STATE	W, 81-72
12/8	(23/23) vs. Kentucky! (ESPN) (17/16)	L, 58-72
12/11	(23/23) GONZAGA (ESPN2)	W, 83-79
12/19	(24/23) STONY BROOK (ESPNU)	W, 88-62
12/22	(22/20) UMBC	W, 93-53
12/29	(15/15) GEORGETOWN* (9/9) (ESPN2)	7:00 p.m.
1/1	at Syracuse* (ESPNU)	3:30 p.m.
1/4	CONNECTICUT*	7:00 p.m.
1/8	ST. JOHN'S* (ESPNU)	8:00 p.m.
1/10	at Marquette* (ESPN2)	7:00 p.m.
1/16	at St. John's*	Noon
1/19	CINCINNATI* (ESPN2)	7:00 p.m.
1/22	MARQUETTE*	7:00 p.m.
1/24	at Pittsburgh* (ESPN)	7:00 p.m.
2/3	at DePaul* (ESPN/ESPN2)	9:00 p.m.
2/6	RUTGERS*	Noon
2/9	LOUISVILLE* (ESPNU)	7:00 p.m.
2/12	at USF*	Noon
2/19	at West Virginia* (CBS)	1:00 p.m.
2/23	at Providence*	7:00 p.m.
2/26	SETON HALL* (ESPNU)	7:00 p.m.
2/28	VILLANOVA* (ESPN)	7:00 p.m.
3/5	at Connecticut* (ESPN/ESPN2)	2:00 p.m.
3/8-12	BIG EAST Championship (ESPN) (Madison Square Garden; New York City)	
3/15-20	NCAA First-Third Rounds	
3/24-27	NCAA Championship Regionals	
4/2	NCAA Final Four-Semifinals (Houston, Texas)	
4/4	NCAA Final Four-Final (Houston, Texas)	

[^] - Exhibition Game

! - BIG EAST/SEC Invitational (Louisville, Ky.)

* - BIG EAST Conference Game

Home events in **BOLD CAPS**

All times Eastern

Game 13 • Wednesday, December 29 • 7:00 p.m. (EST) Purcell Pavilion at the Joyce Center (9,154) Notre Dame, Ind.



Vs.



#15/15 Notre Dame Fighting Irish

Record: 11-1, 0-0

H: 8-0; A: 0-0; N: 3-1

Georgetown Leads Series 14-12

#9/9 Georgetown Hoyas

Record: 11-1, 0-0

H: 5-0; A: 2-1; N: 4-0

TV: ESPN2

Jon Sciambi (play-by-play)

Fran Fraschilla (analyst)

Radio: Affiliate listings on page 7; Broadcast also on UND.com

Jack Nolan (play-by-play)

Sean Kearney (analyst)

NOTRE DAME PROBABLE STARTING LINEUP

2010-11 Statistics

No.	Player	Pos	Ht.	Wt.	Yr.	PPG	RPG	APG
1	Tyrone Nash	F	6-8	232	Sr.	10.2	6.0	2.9
21	Tim Abromaitis	F	6-8	235	Sr.	16.1	7.5	2.4
34	Carleton Scott	F	6-8	218	Sr.	12.8	6.8	2.5
14	Scott Martin	G	6-8	219	Sr.	9.6	4.5	1.5
23	Ben Hansbrough	G	6-3	206	Sr.	15.3	3.4	4.0

Irish Open BIG EAST Slate Against Georgetown

• No. 15 Notre Dame opens up its 16th season of BIG EAST Conference play when the Irish play host to ninth-ranked Georgetown on Wednesday. Tip-off is slated for 7:00 p.m. (ET) inside Purcell Pavilion at the Joyce Center. This is the league opener for both squads.

• This will be the 27th meeting all-time between the Fighting Irish and Hoyas. Georgetown leads the series 14-12. Twenty-three of those meetings have occurred while both schools have been members of the BIG EAST Conference. The Hoyas are 13-10 in those encounters, which includes a 2-0 mark in the BIG EAST Championship. Notre Dame is 7-5 at home against Georgetown.

• The Fighting Irish have won the last two showdowns in the series. Notre Dame won the only meeting between the two schools last season as the Irish produced a 78-64 victory in Washington, D.C. on Feb. 27, 2010. The Irish won the last meeting at Notre Dame, a 73-67 outcome in the team's only encounter during the 2008-09 campaign.

• The Irish are coming off a 93-53 victory over UMBC on Dec. 22. Notre Dame is 11-1 for the first time since the 2006-07 campaign. Georgetown is 11-1 following an 86-69 win at Memphis on Dec. 23. Both teams are riding a three-game win streak. The Hoyas lone loss came at Temple (68-65) on Dec. 9.



NOTRE DAME 2010-11 ROSTER

2010-11 Statistics

No.	Player	Pos	Ht.	Wt.	Yr.	PPG.	RPG	Hometown/High School
0	Eric Atkins	G	6-2	173	Fr.	7.2	3.3	Columbia, Md./Mount Saint Joseph
1	Tyrone Nash	F	6-8	232	Sr.	10.2	6.0	Queens, N.Y./Lawrence Woodmere Academy & Northfield Mt. Hermon
5	Tom Kopko	G	6-2	187	Sr.	0.5	0.3	Chicago, Ill./St. Laurence
12	Alex Dragicevich	G	6-8	215	Fr.	2.3	1.2	Northbrook, Ill./Glenbrook North
14	Scott Martin	G	6-8	219	Sr.	9.6	4.5	Valparaiso, Ind./Valparaiso
21	Tim Abromaitis	F	6-8	235	GS	16.1	7.5	Unionville, Conn./Farmington
22	Jerian Grant	G	6-5	185	Fr.	--	--	Bowie, Md./DeMatha
23	Ben Hansbrough	G	6-3	203	Sr.	15.3	3.4	Poplar Bluff, Mo./Poplar Bluff
25	Tom Knight	F	6-10	253	So.	2.7	2.2	Dixfield, Maine/Dirigo
32	Joey Brooks	G	6-6	215	So.	2.2	1.7	Houston, Texas/Strake Jesuit College Prep
33	Mike Broghammer	F	6-9	248	So.	2.3	1.4	Orono, Minn./Hopkins
34	Carleton Scott	F	6-8	218	Sr.	12.8	6.8	San Antonio, Texas/James Madison
45	Jack Cooley	F	6-9	244	So.	4.9	3.4	Glenview, Ill./Glenbrook South

Head Coach: Mike Brey (George Washington '82)

Assistant Coach: Anthony Solomon (Virginia '87)

Assistant Coach: Rod Balanis (Georgia Tech '93)

Assistant Coach: Martin Ingelsby (Notre Dame '01)

Coordinator of Basketball Operations: Harold Swanagan (Notre Dame '02)

Athletic Trainer: Skip Meyer (Central Connecticut State '74)

Pronunciation Guide

Tim Abromaitis	ab-row-MY-tis
Jack Cooley	COOL-ee
Mike Broghammer.....	BROGE-ham-mer
Alex Dragicevich	Drag-ee-vich
Jerian Grant.....	JARE-in
Ben Hansbrough.....	HANDS-bro
Tom Kopko	cop-COE

National Polls (Dec. 27)

AP Top 25

1. Duke
2. Ohio State
3. Kansas
- 4. Connecticut**
- 5. Syracuse**
- 6. Pittsburgh**
7. San Diego State
- 8. Villanova**
- 9. Georgetown**
10. Missouri
- 11. Kentucky**
12. Purdue
13. Texas
14. Minnesota
- 15. NOTRE DAME**
16. BYU
17. Kansas State
18. Texas A&M
19. UCF
20. Michigan State
21. Memphis
- 22. Louisville**
23. Illinois
24. Vanderbilt
25. Temple

ESPN/USA Today Coaches Poll

1. Duke
2. Ohio State
3. Kansas
- 4. Connecticut**
- 5. Syracuse**
- 6. Pittsburgh**
7. San Diego State
- 8. Villanova**
- 9. Georgetown**
10. Missouri
11. Purdue
- 12. Kentucky**
13. Minnesota
14. Texas
- 15. NOTRE DAME**
16. BYU
17. Kansas State
18. Texas A&M
19. Michigan State
- 20. Louisville**
21. UCF
22. Memphis
23. Baylor
- 24. Wisconsin**
25. Illinois

Bold indicates 2010-11 Irish opponent

In The Polls

- Notre Dame is ranked 15th in both the Associated Press poll and ESPN/USA Today Coaches poll as it starts BIG EAST play. On only two other occasions during its 15-plus seasons as a BIG EAST member have the Irish been ranked higher starting conference play - #5/6 in 2002-03 and #7/10 in 2008-09.

- Notre Dame's last win at home against a top-10 team was on Jan. 9, 2010, when the Irish defeated No.8/8 West Virginia (70-68) at Purcell Pavilion at the Joyce Center.

- The last time a ranked Notre Dame team defeated a top-10 team was on Jan. 5, 2009, when the No. 13/13 Irish defeated No. 9/10 Georgetown 73-67 at Purcell Pavilion.

Irish In BIG EAST Openers

- Notre Dame is 9-6 all-time in BIG EAST openers and 6-4 under head coach **Mike Brey**. Last season, the Irish topped Providence 93-78 at home in the league lid-lifter. This is the second straight season, and the sixth time overall, in 16 seasons that Notre Dame has begun the conference season at home. This will be the first time the Fighting Irish have opened the BIG EAST campaign versus Georgetown.

- Notre Dame has won each of its last four BIG EAST openers. Its last loss in a league opener came at Pittsburgh (100-97 in double overtime) on Jan 4, 2006.

- BIG EAST opener wins the four years: vs. Louisville (78-62) on Jan. 3, 2007; vs. West Virginia (69-56) on Jan. 3, 2008; at DePaul (92-82) on Dec. 31, 2008; and vs. Providence (93-78) on Dec. 30, 2009.

What An Opening Stretch

- Notre Dame will open BIG EAST play with an unprecedented stretch as the Irish will face three top-10 foes in its first three contests. Following Wednesday night's contest against No. 9/9 Georgetown, Coach Mike Brey's squad travels to Syracuse, N.Y. to face the fifth-ranked Orange on Jan. 1 and then return home to Purcell Pavilion to take on No. 4/4 Connecticut on Jan. 4.

- The last time Notre Dame played three straight top-10 conference foes in consecutive outings was during the 2008-09 campaign:

Jan. 17, 2009	(12/13) ND @ Syracuse (8/8)	L, 74-93
Jan. 24, 2009	(19/19) ND vs. Connecticut (3/3)	L, 61-69
Jan. 26, 2009	(19/19) ND vs. Marquette (10/11)	L, 64-71
Jan. 31, 2009	(-/22) ND @ Pittsburgh (3/3)	L, 64-71



Number of Games Led Irish in This Season ...
(Career figure in parenthesis)

Tim Abromaitis

Points 4 (11)
Rebounds 6 (9)
Assists 1 (3)
Blocks 1 (6)
Steals 6 (10)

Eric Atkins

Points 1 (1)
Assists 2 (2)
Steals 1 (1)

Mike Broghammer

Blocks 1 (1)
Steals 0 (1)

Joey Brooks

Steals 2 (4)

Jack Cooley

Blocks 3 (4)
Steals 2 (2)

Ben Hansbrough

Points 5 (10)
Rebounds 0 (3)
Assists 5 (19)
Blocks 0 (4)
Steals 4 (17)

Scott Martin

Steals 1 (1)

Tyrone Nash

Rebounds 2 (7)
Assists 4 (11)
Blocks 2 (17)
Steals 3 (14)

Carleton Scott

Points 3 (3)
Rebounds 5 (11)
Assists 3 (4)
Blocks 9 (31)
Steals 3 (7)

Double-Doubles This Season

Tim Abromaitis

21 pts., 10 rebs. Chicago State (11/17)
21 pts., 11 rebs. UMBC (12/22)

Tyrone Nash

11 pts., 10 rebs. Chicago State (11/17)
13 pts., 11 rebs. Maine (11/22)

Carleton Scott

17 pts., 11 rebs. Chicago State (11/17)
11 pts., 11 rebs. Georgia (11/25)
16 pts., 10 rebs. California (11/26)

**Free-Throw Shooting in
Final Five Minutes and Overtime:**

Tim Abromaitis	8-9 (.889)
Eric Atkins	12-18 (.667)
Mike Broghammer	0-0 (.000)
Joey Brooks	2-6 (.333)
Jack Cooley	0-2 (.000)
Alex Dragicevich	4-4 (1.000)
Jerian Grant	0-0 (.000)
Ben Hansbrough	15-19 (.789)
Tom Knight	1-1 (1.000)
Tom Kopko	0-0 (.000)
Scott Martin	3-7 (.429)
Tyrone Nash	4-10 (.400)
Carleton Scott	7-8 (.875)
Total	56-84 (.667)
Opponents	37-48 (.771)

A Is For Abromaitis

• **Tim Abromaitis** is Notre Dame's leading scorer and rebounder as he is averaging 16.1 points and a career-best 7.5 rebounds. He has scored in double figures in all but two games (California and Kentucky). The senior forward has 38 career games in double figures.

• He has led the Irish in scoring in four contests and has been the team's leading rebounder in six games overall. Abromaitis has led the Irish in rebounding in each of the Irish's last four games.

• Abromaitis has netted 20-plus points in each of the past three games. This is the second time this season (and in his career) that Abromaitis has scored 20 or more points in three straight games. The six games with 20-plus points is a team-high total this season. He has 14 career games with at least 20 points.

• Abromaitis registered his second double-double of the season and the third of his career with 21 points and 11 rebounds versus UMBC (Dec. 22). The 11 rebounds matched a career-high total that he achieved earlier this season versus California (Nov. 26).

Irish Fun Fact Under Brey

• Notre Dame teams under **Mike Brey** have always ranked among the best teams in the nation and BIG EAST in assists and three-point shooting. In 11 seasons with Brey on the sidelines, Notre Dame is 70-9 when Irish teams have 20 or more assists and are 71-28 when making 10 or more three-pointers.

Passing The Test

• Notre Dame has recorded a perfect score of 100 percent in each of the last three Graduation Success Rate (GSR) figures released in 2008, 2009 and 2010 and is one of just 12 schools to earn a perfect 100 percent score in each of the last three years. The 11 other schools include Binghamton, Charleston Southern, Coastal Carolina, Colgate, Holy Cross, Davidson, Loyola of Maryland, North Carolina-Wilmington, Utah State, Wake Forest and Western Kentucky.

• In the recent set of GSR scores released in the fall, Notre Dame had the highest percentage of sports with 100 percent scores (for the fifth time in six years) among the 120 Football Bowl Subdivision institutions, with a .863 figure (19 of 22).

Irish On A Roll

• Notre Dame is 17-3 in its last 20 games dating back to last season. Following a double-overtime loss to Louisville (91-89) in Freedom Hall on Feb. 17, 2010, the Irish won their final four regular-season games in 2009-10 (Pittsburgh, Georgetown, Connecticut and Marquette) and won two games in the BIG EAST Tournament (Seton Hall and Pittsburgh) before losing to West Virginia in the conference championship semifinals and to Old Dominion in the first round of the 2010 NCAA Tournament.

Starting Strong

• Notre Dame is off to an 11-1 start for the first time since the 2006-07 campaign. That Irish squad opened the season with a 13-1 record. That also was the only other season during Notre Dame's BIG EAST era that the Irish suffered just one regular-season non-conference loss. That setback came in the second game of the season to Butler, 71-69.

• Notre Dame's loss to Kentucky on Dec. 8 was the latest calendar date the Irish had suffered their first setback of the season since the 1979-80 campaign. Notre Dame started that season 7-0 before suffering its first loss to Kentucky (86-80) on Dec. 29, 1979.

• Notre Dame's 8-0 start was the fifth in program history and the first since the 1973-74 campaign. That Irish squad opened 12-0. (see box on page 8 of this notes packet for detailed information on undefeated starts).

• Notre Dame's 8-0 start was the best ever for the Irish under head coach Mike Brey and it also matched the longest win streak for an Irish team coached by him. Notre Dame's last eight-game win streak came during Brey's first season when his 2000-01 squad rattled off eight straight BIG EAST conference regular-season victories.

Can't Make Them All

• **Carleton Scott** had made 12 consecutive field goal attempts prior to his miss at the 10:23 mark of the first half against UMBC. His last miss before that came with 4:59 left in the first half against Gonzaga (Dec. 11). Scott was a perfect 8 for 8 versus Stony Brook (Dec. 19). The string of 12 straight field goals included six three-pointers.



2010-11 BIG EAST STANDINGS

(as of games played on Dec. 27)

	Overall Record	BIG EAST Record
Pittsburgh	13-1	1-0
Syracuse	13-0	0-0
Cincinnati	12-0	0-0
Georgetown	11-1	0-0
Louisville	11-1	0-0
NOTRE DAME	11-1	0-0
Villanova	10-1	0-0
Providence	11-2	0-0
Rutgers	9-2	0-0
West Virginia	8-2	0-0
Marquette	9-3	0-0
St. John's	7-3	0-0
DePaul	6-6	0-0
Seton Hall	6-6	0-0
USF	6-7	0-0
Connecticut	10-1	0-1

Players of the Week

Ashton Gibbs, Jr., G, Pittsburgh (Nov. 22)
Kemba Walker, Jr., G, Connecticut (Nov. 29)
Chris Wright, Sr., G, Georgetown (Dec. 6)
Marshon Brooks, Sr., G, Providence (Dec. 13)
Gilbert Brown, Sr., F, Pittsburgh (Dec. 20)
Peyton Siva, So., G, Louisville (Dec. 27)

Rookies of the Week

Sean Kilpatrick, Fr., G, Cincinnati (Nov. 22)
Gerard Coleman, Fr., G, Providence (Nov. 29)
Brandon Young, Fr., G, DePaul (Dec. 6)
Vander Blue, Fr., G, Marquette (Dec. 13)
Fuquan Edwin, Fr., F, Seton Hall (Dec. 20)
Cleveland Melvin, Fr., F, DePaul (Dec. 27)

Notre Dame Weekly Honor Roll Honorees

Ben Hansbrough (Nov. 22)
Tim Abromaitis (Nov. 29 & Dec. 27)
Carleton Scott (Dec. 20)

• Scott's 8-8 performance against Stony Brook ranks in a tie for third all-time in program history. John Shumate was 9-9 versus Louisville on March 20, 1973, in the second round of the NIT. Keith Robinson also went 9-9 against UCLA on Dec. 17, 1989. Torin Francis was 8-8 versus Maryland on Dec. 7, 2002. Matt Carroll owns the three-point perfection record as he went 6-6 against Tennessee-Chattanooga on Nov. 24, 2001.

Consistency From Carleton

• With his 12 points against UMBC, **Carleton Scott** now has scored in double figures in the past 10 games, which is the longest double-digit scoring streak for the Irish this season. It also is a career-best streak for Scott. He has reached double-digits 14 times in his career.
• His four made three-pointers against Stony Brook were a career-high total. He dished out a career-high six assists versus UMBC.
• The 20-point effort against Stony Brook was Scott's second straight game (and second of his career) with 20 or more points. He netted a career-high 23 points versus Gonzaga on Dec. 11.
• Scott leads the team with three double-doubles this season.

Topping 20

• Three Notre Dame players, **Tim Abromaitis**, **Ben Hansbrough** and **Carleton Scott**, all have scored 20-plus points in a game this season. Abromaitis has accomplished the feat a team-best six times, while Hansbrough and Scott have done it four and two times, respectively.
• Abromaitis has scored 20-plus points in the past three games. This is the second time this season (and in his career) that Abromaitis has scored 20 or more points in three straight contests.

A Passing Grade

• Notre Dame boasts a 1.80 assist-to-turnover ratio. The Irish have registered 224 assists on its 316 made field goals this season (.709). The Fighting Irish have just 125 turnovers and average just 10.4 turnovers per game.
• Against UMBC (Dec. 22), Notre Dame eclipsed the 20-plus assist mark for the sixth time this season by dishing out 22 assists on 32 made field goals. The Irish had a season-high 29 assists (on 34 made field goals) versus Chicago State (Nov. 17).
• Senior guard **Ben Hansbrough** leads the Irish with 48 assists (4.0 apg). Freshman point guard **Eric Atkins** is second with 42 (3.5 apg). Atkins has a team-best 3.0 assist-to-turnover ratio.

Hansbrough Helping In Many Ways

• Senior guard **Ben Hansbrough** has scored in double-figures a team-best 11 times this season. He has led the team in scoring a team-high five times this season. He is second on the team with a 15.3 ppg. average this season. Hansbrough also has a team-best 48 assists (4.0 apg) and a team-high 11 steals.
• He netted a career-high 24 points against Indiana State on Nov. 30 and followed that up with a team-high 21 points against Kentucky on Dec. 8.
• Hansbrough has scored 20-plus points four times this season and 11 times in his career (seven times at Notre Dame). Hansbrough has reached double-digits 60 times in his career, including 34 times with the Irish.

Spreading The Wealth

• Four different Notre Dame players have led the team in scoring during a game this season. **Ben Hansbrough** has led the Irish in scoring a team-best five times, while **Tim Abromaitis** has done so on four occasions. **Carleton Scott** has led the Irish in points three times, including one tie with **Eric Atkins**.
• On eight occasions this season, Notre Dame has had at least four players reach double-figures in points in the same game. At least five players have reached double-digits in the same contest three times.
• Six Notre Dame players (Abromaitis, Nash, Scott, Hansbrough, Cooley, Martin) reached double figures in points against Maine. It marked the first time the Irish had six double-digit scorers since Jan. 14, 2003 (vs. DePaul).
• All five Notre Dame starters reached double-figures against Chicago State, Maine and Indiana State.

Veteran Presence

• Seniors **Tim Abromaitis** (F), **Ben Hansbrough** (G), **Scott Martin** (G), **Tyrone Nash** (F) and **Carleton Scott** (F) have started 11 of Notre Dame's 12 games this season. The only game that quintet did not start was Chicago State (Nov. 17) when Martin was out with back spasms.



Series vs. Georgetown

Georgetown leads 14-12

Home: 7-5, Away: 5-6, Neutral: 0-3

Date	Site	Result
1-5-48	Notre Dame, IN	W, 77-69
1-15-74	Notre Dame, IN	W, 104-77
3-19-89	Pittsburgh, PA*	L, 74-81
1-15-96	Notre Dame, IN	L, 69-74
2-3-96	Washington, D.C.#	L, 53-70
1-7-97	Washington, D.C.#	L, 57-70
2-7-98	Washington D.C.&	L, 56-76
2-25-98	Notre Dame, IN	W, 79-69
2-10-99	Notre Dame, IN	L, 53-62
3-4-00	Washington, D.C.&	W, 77-54
1-27-01	Washington, D.C.&	W, 78-71
3-4-01	Notre Dame, IN	L, 72-79
1-21-02	Notre Dame, IN	L, 73-83
2-09-02	Washington, DC& (4ot)	W, 116-111
2-2-03	Notre Dame, IN (2ot)	W, 93-92
3-8-03	Washington, D.C.&	W, 86-80
2-4-04	Notre Dame, IN	W, 61-48
1-23-05	Washington, D.C.&	L, 54-55
2-16-05	Notre Dame, IN	W, 70-64
1-24-06	Notre Dame, IN (2ot)	L, 82-85
3-9-06	New York, NY\$	L, 63-67
1-6-07	Washington, DC	L, 48-66
3-9-07	New York, NY\$	L, 82-84
1-19-08	Washington, DC&	L, 65-84
1-5-09	Notre Dame, IN	W, 73-67
2-27-10	Washington, DC&	W, 78-64

*-NCAA Tournament

#-Game played at Capital Centre

&-Game played at MCI Center

\$-BIG EAST Tournament

%-Game played at Verizon Center

TALE OF THE TAPE

ND	2010-11 Statistic	GU
81.3	Scoring Average	81.0
63.5	Scoring Defense	66.3
+17.8	Scoring Margin	+14.7
.458	FG%	.528
.389	FG% Defense	.416
.375	3-FG%	.426
.321	3-FG% Defense	.346
.738	FT%	.731
42.2	Rebound Average	35.2
32.0	Rebound Against Average	28.6
+10.2	Rebound Margin	+6.6
10.4	Turnovers Per Game	14.2
10.5	Turnovers Forced Per Game	13.5
+0.1	Turnover Margin	-0.7
1.8	Assist-to-Turnover Ratio	1.3

First Half Flurry

• Notre Dame opponents are averaging just 28.2 points in the first half this season, while the Irish are averaging 40.4 points during the first stanza.

• The Fighting Irish have scored 40-plus points in the first half of play eight times this season.

• The Irish have trailed just once at halftime this season. Georgia led Notre Dame 37-25 at the intermission during the first round of the Old Spice Classic (Nov. 25). The Irish came back to win in double-overtime, 89-83.

Point Production

• Notre Dame has scored 80 or more points in a game eight times this season, including four games with 90-plus points.

Living Large At The Line

• The Fighting Irish have 74 more made free throws than their opponents have attempted from the charity stripe. The Fighting Irish are 245-332 (.738) from the free throw line this season, while their opponents are 118-171 (.690).

• During the Old Spice Classic, Notre Dame held a decisive free throw advantage in all three games. The Irish made 20 more free throws than both Georgia (30-10) and California (26-6). Notre Dame made 16 more free throws (20-4) than Wisconsin in the title game.

• Notre Dame went a combined 13-14 from the charity stripe during both overtime periods in the 89-83 triumph of Georgia. The Irish made a season-high 30 free throws, on 43 attempts, versus Georgia.

• **Carleton Scott** is shooting a team-best 86.7% (26-30) from the line, while **Tim Abromaitis** owns an 84.1% (53-63) average. **Tyrone Nash** owns team-high totals in makes (60) and attempts (82) from the line for a 73.2% average. Nash entered this season as a career 56.7% shooter from the charity stripe (110-194).

• Against Maine, Notre Dame shot a season-best 92.6% from the free throw line (25-27). The Fighting Irish also shot above 90% from the charity stripe against Stony Brook as they connected on 11 of 12 shots (91.7%).

Hitting The Glass

• Notre Dame boasts a +10.2 rebound margin. The Fighting Irish have out-rebounded their opponents in 11 of 12 games this season. Kentucky was the only team to out-rebound the Irish as the Wildcats held a 42-34 edge in boards. Notre Dame owns a 506-384 advantage on the glass. That mark includes a 152-117 edge in offensive boards.

• **Tim Abromaitis** has a team-best 90 rebounds (7.5 rpg), while **Carleton Scott** is second with 82 (6.8 rpg). **Tyrone Nash** has a team-high 27 offensive rebounds.

Rookie On The Rise

• Freshman point guard **Eric Atkins** is averaging 7.2 points per game and he is second on the team with 42 assists (3.5 apg). He is averaging 27.4 minutes per game and boasts a team-best 3.0 assist-to-turnover ratio.

• Atkins has registered five-plus assists in a game three times this season

• He matched a season-high total with five rebounds versus UMBC (Dec. 22).

• Versus Gonzaga (Dec. 11), Atkins matched a career-high total with 12 points in addition to hauling down a career-high seven rebounds. It was the third time that he's netted 12 points in a game (Chicago State and Wisconsin were the other two occasions). Atkins has scored in double-figures four times this season.

• Against Chicago State on Nov. 17, Atkins became the first Irish freshman to start a game since Luke Harangody and Tory Jackson started against Winthrop in the first round of the 2007 NCAA Tournament.

• By scoring 10 points against Liberty (Nov. 14) and 12 more versus Chicago State (Nov. 17), Atkins became the first Irish freshman to reach double figures in consecutive games since Harangody did so during the 2006-07 campaign.

Draining From Deep

• Notre Dame went 10-29 from three-point range against UMBC (Dec. 22). That marked the fifth time this season the Irish have hit 10-plus treys in a game.

• Notre Dame went 8-11 from three-point range in the first half against Maine on Nov. 22. The eight made treys matched a season-high total for a half for the Irish. Notre Dame made eight three-pointers in the second half versus Chicago State.

• The Fighting Irish are 99-264 (.375) from three-point range this season.

• **Ben Hansbrough** is shooting at a 48.5% clip (32-66) from beyond the arc. Dating back to last season, Hansbrough has made at least one three-pointer in a team-best 16 straight games. That is the longest such stretch for the Irish since **Tim Abromaitis** netted a trey in 29 consecutive games last season.



Hitting The Century Mark

Notre Dame has scored at least 100 points 13 times during the Mike Brey era. Most recently, the Fighting Irish deposited 102 points on Nov. 17 versus Chicago State. Here are Notre Dame's 100-point outputs during Brey's tenure.

Date	Opponent	Result
11/18/00	Sacred Heart	W, 104-58
11/22/00	Loyola (Chicago)	W, 107-68
2/9/02	at Georgetown (4ot)	W, 116-111
12/14/02	DePaul	W, 102-71
1/25/03	at Boston College (ot)	W, 101-96
2/18/06	at Seton Hall	W, 102-91
12/28/06	Rider	W, 101-51
1/30/07	at Syracuse	W, 103-91
12/8/07	Northern Illinois	W, 108-62
12/2/08	South Dakota	W, 102-76
2/21/09	at Providence	W, 103-84
12/22/09	Bucknell	W, 101-69
11/17/10	Chicago State	W, 102-62

Taking Care Of The Basketball

Under Irish head coach Mike Brey, Notre Dame always has been a team that has had a high number of assists and very few turnovers. Here's a look at the Irish under Brey:

	FGs	Assts	TOs	Asst/Bskt	Asst/TO
2000-01	814	527	434	.647	1.21
2001-02	934	629	435	.673	1.45
2002-03	917	558	446	.609	1.25
2003-04	766	434	329	.567	1.32
2004-05	671	415	341	.618	1.22
2005-06	772	468	364	.606	1.29
2006-07	869	552	414	.635	1.33
2007-08	914	608	429	.665	1.42
2008-09	988	601	343	.608	1.75
2009-10	918	585	362	.637	1.62
2010-11	316	224	125	.709	1.79

Irish On The Road Under Brey

	Away	Neutral	Overall
2010-11	0-0	3-1	3-1
2009-10	3-6	3-3	6-9
2008-09	3-8	3-4	6-12
2007-08	5-4	3-4	8-8
2006-07	3-5	3-3	6-8
2005-06	4-7	0-2	4-9
2004-05	4-6	0-1	4-7
2003-04	6-5	2-1	8-6
2002-03	4-5	6-3	10-8
2001-02	8-4	5-3	13-7
2000-01	6-4	2-2	8-6
Totals	46-54	30-27	76-81
	(.460)	(.526)	(.484)

386 And Counting

Heading into the Georgetown contest, Notre Dame has made at least one three-pointer in 386 straight contests dating back to the 1998-99 campaign. The Fighting Irish have made at least one three pointer during every game of the Mike Brey era. The last time an Irish team failed to hit a three-pointer in a game was in a 101-70 loss to Connecticut at the Hartford Civic Center on Jan. 12, 1999. Notre Dame finished 0-7 from beyond the arc in that contest. In 2008-09, the Irish set a single-season three-point record with 319.

Block Party

- Senior forward **Carleton Scott** has a team-best 23 blocked shots this season (1.9 per game).
- Scott's three blocked shots against UMBC (Dec. 22) marked the eighth time this season he has blocked at least two shots in a game.
- Scott tied a career-high total with a season-high four blocked shots against Indiana State (Nov. 30).

Martin Makes An Impact

- Senior guard **Scott Martin** matched a season-high total with 15 points against UMBC on Dec. 22. He also netted 15 points against Maine (Nov. 22) and Indiana State (Nov. 30). Those were his highest point outputs since he netted a career-high 17 points against Missouri State on Dec. 23, 2007, during his freshman season at Purdue.
- Martin hit a career-high three three-pointers (on five attempts) against UMBC. His previous high was two on eight occasions.
- He has reached double-digits in points four times this season and 17 times in his career.
- Martin did not play in 2008-09 due to NCAA transfer rules and he missed all of last season with an ACL injury.

Tyrone Takes Control

- Senior forward **Tyrone Nash** netted a career-high 18 points versus Georgia on Nov. 25 during the first round of the Old Spice Classic. He followed that up with an 11-point effort against California (Nov. 26). That was his fifth straight game in double figures. It was the first time in his career that he reached double figures in five consecutive contests.
- Nash has two double-doubles this season. He registered 11 points and 10 rebounds, in addition to seven assists, versus Chicago State (Nov. 17) and followed that with 13 points and 11 boards against Maine (Nov. 22).
- Nash's points-per-game total (10.2) ranks fourth among all Irish players. He is third on the team with 35 assists (2.9 apg) and 72 rebounds (6.0 rpg). Nash has a team-high 27 offensive rebounds.

Ironmen

- Tim Abromaitis**, **Ben Hansbrough** and **Tyrone Nash** all have played in the past 47 contests. Nash and Hansbrough both have started all 46 of those contests. Overall, Nash has played in a team-best 62 straight contests. The last game he did not play in was at Cincinnati on Feb. 4, 2009.

Jack Attack

- Sophomore forward **Jack Cooley** is an efficient 24-36 (.667) from the field this season.
- Cooley scored a career-high 13 points on 6-7 shooting from the field against Maine on Nov. 22. It was the second double-digit scoring output this season for Cooley, who netted a then career-high 11 points versus Georgia Southern in the season opener.

Tom Knight Gets Into The Act

- After sitting out all of last season, sophomore forward **Tom Knight** scored the first points of his career in the season opener against Georgia Southern as he finished with seven points and four rebounds.
- Knight matched his career-high point total with seven against UMBC in addition to hauling down a career-high five rebounds.

Home Court Advantage

- Notre Dame has won 77 of its last 83 (.928) home games and is 31-5 (.861) in its last 36 BIG EAST regular-season home contests.



2010-11 Mike Brey Radio Show

The Mike Brey Radio Show is broadcast live from Legends on the campus of the University of Notre Dame. on Thursday nights at 7:00 pm during the basketball season. Irish fans can join head coach Mike Brey as well as Irish players for an in-depth look inside Notre Dame basketball. Notre Dame Men's Basketball Network play-by-play announcer Jack Nolan hosts the show which can be heard locally on NewsTalk 960 WSBT- AM and worldwide on www.und.com. The show will re-air on Friday nights on College Sports Nation on Sirius Radio (122) and XM (143).

Schedule

Show #1	Thursday, December 2
Show #2	Thursday, December 9
Show #3	Thursday, December 16
Show #4	Thursday, December 30
Show #5	Thursday, January 6
Show #6	Thursday, January 13
Show #7	Thursday, January 20
Show #8	Thursday, January 27
Show #9	Monday, February 7
Show #10	Thursday, February 17
Show #11	Thursday, February 24
Show #12	Thursday, March 3

2010-11 BIG EAST Teleconferences

(Contact the BIG EAST Conference for teleconference number information)

Jan. 6, Jan. 20, Feb. 3 and Feb. 17

11:00 a.m.	Buzz Williams, Marquette
11:08 a.m.	Bob Huggins, West Virginia
11:16 a.m.	Keno Davis, Providence
11:24 a.m.	Jim Calhoun, Connecticut
11:32 a.m.	Steve Lavin, St. John's
11:40 a.m.	Jamie Dixon, Pittsburgh
11:48 a.m.	Kevin Willard, Seton Hall
11:56 a.m.	John Thompson III, Georgetown

Jan. 13, Jan. 27, Feb. 10 and Feb. 24

11:00 a.m.	Jay Wright, Villanova
11:08 a.m.	Stan Heath, USF
11:16 a.m.	Mike Brey, Notre Dame
11:24 a.m.	Mike Rice, Rutgers
11:32 a.m.	Oliver Purnell, DePaul
11:40 a.m.	Mick Cronin, Cincinnati
11:48 a.m.	Jim Boeheim, Syracuse
11:56 a.m.	Rick Pitino, Louisville

Watch the Irish on UND.com ...

UND.com, the official web site of the University of Notre Dame athletics department, will feature a free broadcast for all Notre Dame non-conference home games during the 2010-11 season. The live streaming feed will feature the official radio play-by-play call from Jack Nolan and LaPhonso Ellis. Here is the list of games that will be carried by und.com ...

Nov. 12	Georgia Southern	8:30 p.m. (ET)
Nov. 14	Liberty	2:00 p.m. (ET)
Nov. 17	Chicago State	7:30 p.m. (ET)
Nov. 22	Maine	7:30 p.m. (ET)
Nov. 30	Indiana State	7:30 p.m. (ET)
Dec. 19	Stony Brook	4:30 p.m. (ET)
Dec. 22	UMBC	7:30 p.m. (ET)

2010-11 Notre Dame Basketball Radio Affiliates

Notre Dame Sports Properties originates the Notre Dame Radio Network which includes: WSBT AM 960 (South Bend, Ind.); WLS AM 890 (Chicago, Ill.); WXNT-AM 1430 in Indianapolis, Ind.; WNUY-FM 100.1 (Fort Wayne, Ind.); WRSW ESPN 1480 AM (Warsaw, Ind); WEFM FM 95.9 (Michigan City, Ind.); WLUV-AM 1520 (Rockford, Ill.); WVIL-FM 101.3 (Jacksonville/Peoria, Ill.); WJLS-AM 560 (Beckley, W.Va.); WKKX-AM 1600 (Wheeling, W.Va.); SIRIUS Satellite (159) and XM Radio (117); and worldwide on www.und.com.

Old Spice Champions

- Notre Dame won the Old Spice Classic in Orlando, Fla. (Nov. 25-28) by capturing wins over Georgia (89-83 in 2ot), California (57-44) and Wisconsin (58-51). It marked the first three-game in-season tournament victory for the Fighting Irish since winning the 2001 Hawaii-Pacific Thanksgiving Classic in Honolulu, Hawaii as the Irish defeated Hawaii-Pacific (98-58), Tennessee-Chattanooga (97-84) and Monmouth (85-48). Notre Dame also won the 2002 BB&T Classic in Washington, DC with wins over Maryland (79-67) and Texas (98-92).
- Notre Dame has played in an in-season tournament in each of the past five seasons and eight times during the Mike Brey era. Notre Dame is 18-6 all-time under Brey in in-season tournaments.
- In the Old Spice Classic, the Irish held California and Wisconsin to five and 19 points, respectively, in the first half of play.
- Notre Dame held California (16-61) and Wisconsin (20-57) to a combined 36-118 (.305) from the field during the final two games of the Old Spice Classic.
- Notre Dame out-rebounded Wisconsin 43-28 in the title game of the tournament.
- Senior forward **Tim Abromaitis** was named the MVP of the Old Spice Classic as he averaged 14.0 ppg. and 8.7 rpg. during the three-game run. Fellow senior forward **Carleton Scott** also was named to the all-tournament team. Scott was the only Irish player to reach double figures in points during every game of the event.

On A Run

- Notre Dame used several key runs during the Old Spice Classic to secure the tournament title.
- After falling behind Georgia 38-25 early in the second half, Notre Dame erased the deficit by going on a 27-10 run to claim a four-point lead with 7:22 left in regulation. The Irish wound up winning 89-83 in double-overtime.
- After surrendering the game's first basket to California, the Irish went on to hold a 21-5 halftime advantage over the Golden Bears. The Irish defeated Cal 57-44.
- In the championship game, Notre Dame trailed Wisconsin 43-32 with 9:21 left in regulation. The Fighting Irish finished the game on a 26-8 run to claim the 58-51 victory. Included in that stretch was a 15-0 run for the Irish.

BIG EAST Teams Find Success In Preseason Tournaments

- Notre Dame won the Old Spice Classic and was one of six BIG EAST teams to come away with an in-season tournament title during the month of November.
- Champions
- Connecticut – EA Sports Maui Invitational
 - Pittsburgh – 2K Sports Classic
 - Notre Dame – Old Spice Classic
 - Syracuse – Legends Classic
 - Georgetown – Charleston Classic
 - St. John's – Great Alaska Shootout
- Runner-Up
- Villanova – Preseason NIT Tip-Off
 - West Virginia – Puerto Rico Tip-Off

Hansbrough Hits 1,000 Career Points

- Senior guard **Ben Hansbrough** posted 20 points in the season opener against Georgia Southern (Nov. 12). With his 12th point of the contest, Hansbrough reached the 1,000th point mark for his career that spans two playing seasons at Mississippi State (2006-08) and one at Notre Dame (2009-10).

Impressive Opening Debut

- With its 98-61 win over Georgia Southern, Notre Dame now is 88-18 (.830) in season openers and 37-6 (.860) all-time in openers at Purcell Pavilion at the Joyce Center.
- Irish teams now are 11-0 all-time in season openers under head coach **Mike Brey**.
- The 98 points put up by the Irish were the highest point total in a season opener since a 99-53 victory over New Hampshire to start the 2001-02 season.
- The 37-point margin of victory was the largest in a season opener since a 43-point win (92-49) against IPFW to start the 2006-07 campaign.
- The 62 points scored by the Irish in the first half en route to a 62-23 halftime lead matched the most ever by Notre Dame team under head coach Mike Brey. Previously, Notre Dame had 62 points in the first half against Loyola-Chicago on Nov. 22, 2000.



2010-11 BIG EAST Preseason Coaches' Poll

	Pts.
1. Pittsburgh (12)	222
2. Villanova (1)	208
3. Syracuse (2)	187
4. Georgetown	173
5. West Virginia	164
6. St. John's (1)	145
7. NOTRE DAME	123
8. Louisville	121
Marquette	121
10. Connecticut	113
11. Seton Hall	104
12. Cincinnati	91
13. USF	54
14. Providence	36
15. Rutgers	32
16. DePaul	26

*First-place votes in parentheses

BIG EAST Preseason Player of the Year

Austin Freeman, Georgetown, Sr., G

BIG EAST Preseason Rookie of the Year

Fab Melo, Syracuse

Preseason All-BIG EAST First Team

Austin Freeman, Georgetown, Sr., G
Kemba Walker, Connecticut, Jr., G
Ashton Gibbs, Pittsburgh, Jr., G
Jeremy Hazell, Seton Hall, Sr., G
Corey Fisher, Villanova, Sr., G
Kevin Jones, West Virginia, Jr., F

Preseason All-BIG EAST Second Team

Chris Wright, Georgetown, Sr., G
Jimmy Butler, Marquette, Sr., F

Tim Abromaitis, Notre Dame, Sr., F

D.J. Kennedy, St. John's, Sr., G/F
Kris Joseph, Syracuse, Jr., F

Preseason All-BIG EAST Honorable Mention

Yancy Gates, Cincinnati, Sr., F
Darius Johnson-Odom, Marquette, Jr., G
Rick Jackson, Syracuse, Sr., F

Off To A Good Start

Notre Dame's 8-0 start was the fifth in program history and the first since the 1973-74 campaign. Here is a look at the other 8-0 starts (in chronological order) for the Irish and how they ended up that season ...

Season	Start	Final Record	Head Coach
2010-11	8-0	????	Mike Brey
1973-74*	12-0	26-3	Digger Phelps
1945-46	13-0	17-4	Elmer Ripley
1933-34	11-0	20-4	Moose Krause
1912-13	9-0	13-2	William Nelson

* - advanced to NCAA regional semifinal that season

Irish Take Shot At Fifth Straight 20-Win Campaign

• Notre Dame will be aiming for its fifth consecutive 20-win campaign and eighth in the last 11 seasons under head coach **Mike Brey**. The last time Irish teams reached the 20-win mark in five straight campaigns was from 1983-89 when those Notre Dame squads under Digger Phelps strung together six consecutive 20-win seasons.

Postseason Stretch

• Notre Dame has earned appearances in the postseason in each of the last 11 years, which marks the longest stretch in school history. The Irish have been to the NCAA Tournament on six occasions and the National Invitation Tournament (NIT) five times during this current stretch. Under head coach **Mike Brey**, Notre Dame has played in the NAAs six times and NIT four times.

BIG EAST Formula For Success

• Since his arrival at Notre Dame, head coach **Mike Brey** has led the Irish to a 98-68 (.590) record in BIG EAST regular-season games and a 6-10 mark in tournament play for an overall record of 104-78 (.571) against league foes. Brey's Irish teams have won 10 or more conference regular-season games in six of his 10 seasons. Prior to his arrival at Notre Dame, Irish teams had just a 35-53 (.398) regular-season record from 1995-2000.

BIG EAST Turnaround

• During head coach **Mike Brey's** tenure, Irish teams have only had two losing seasons in BIG EAST play — 6-10 in 2005-06 and 8-10 in 2008-09. Since the 2005-06 campaign when the Irish finished 6-10 after beginning the BIG EAST regular-season with a 1-8 record, Notre Dame has gone 48-29 (.623) over the last 77 regular-season contests. In addition to Notre Dame, only four other BIG EAST teams have had records of .500 or better eight or more times — Pittsburgh and Syracuse (nine times) and Notre Dame, Connecticut and Villanova (eight times).

BIG EAST Repeats

• For the fourth consecutive season, Notre Dame will meet Connecticut in a home-and-home series during the 2010-11 BIG EAST regular season. In addition to the Huskies, the Irish also are slated to play Marquette and St. John's twice this season. This will be the fourth year since the expansion to 16 teams that the Conference will employ an 18-game regular-season slate with all team playing each other once and three opponents twice in a home-and-away format. Notre Dame's single-game home opponents will be Cincinnati, Georgetown, Louisville, Rutgers, Seton Hall and Villanova. The road slate also will feature visits to DePaul, Pittsburgh, Providence, USF, Syracuse and West Virginia.

Irish To Appear On Three BIG Monday Broadcasts

• As part of its 18-game national television slate in 2010-11, Notre Dame will be part of three ESPN Big Monday broadcasts. The first appearance for the Fighting Irish will be when head coach **Mike Brey's** squad travels to the Bradley Center in Milwaukee, Wis., to take on Marquette at 7:00 p.m. (ET) on Jan. 10 in a game that will be shown on ESPN2. Notre Dame's matchup at Pittsburgh on Jan. 24 at 7:00 p.m. (ET) at the Petersen Events Center will be shown on ESPN. The ESPN Big Monday cameras will make their only appearance at Purcell Pavilion at the Joyce Center at 7:00 p.m. (ET) on Feb. 28 when the Irish take on Villanova.

Lights, Camera, Action

• More than half of the 144 regular-season BIG EAST Conference men's basketball games will be seen on national television during the 2010-11 season, once again giving BIG EAST teams unprecedented exposure on the nation's leading television outlets. In total, 73 of the regular-season contests will be on national television — either on CBS Sports, ESPN, ESPN2 or ESPNU. This will mark the fourth straight season in which all 144 regular-season league games will be televised.

106 Years Young

• The 2010-11 campaign marks the 106th season of basketball at Notre Dame and the 16th season as a member of the BIG EAST Conference. Notre Dame teams have posted a 1685-921 record for a .647 winning percentage. In 15 seasons as a member of the BIG EAST, the Irish own a 133-121 (.523) record all-time in conference regular-season play.

The Captains

• Seniors **Tim Abromaitis**, **Ben Hansbrough**, **Tyrone Nash** and **Carleton Scott** will serve as captains during the 2010-11 season. All four are captains for the first time in their careers.



Irish In The NCAA Rankings

(as of Dec. 20)

TEAM

Assist-To-Turnover Ratio

2. 1.76

(National Leader: Pittsburgh, 1.80)

Turnovers Per Game

7. 10.5

(National Leader: Wisconsin, 9.5)

Assists Per Game

8. 18.4

(National Leader: Pittsburgh, 20.8)

Rebound Margin

11. +9.2

(National Leader: Pittsburgh, +16.2)

Winning Percentage

12t. .909

(National Leader: 9 tied at 1.000)

Scoring Offense

21. 80.3

(National Leader: VMI, 93.3)

Scoring Margin

28. +15.8

(National Leader: Duke, +25.8)

INDIVIDUAL

Three-Point Field Goal Percentage

7. Ben Hansbrough, 51.7%

(National Leader:

John Shurna, Northwestern, 62.2%)

Assist-To-Turnover Ratio

33. Eric Atkins, 2.71

(National Leader:

Marcus Capers, Washington State, 5.8)

Three-Point Field Goals Per Game

34. Ben Hansbrough, 2.8

(National Leader:

Ravern Johnson, Mississippi State, 4.1)

Elder Statesman

• **Mike Brey** is in his 11th season along the Irish sidelines and is the third-longest tenured coach in the BIG EAST, behind only Jim Boeheim of Syracuse and Jim Calhoun of Connecticut. Brey stands sixth all-time in the BIG EAST with 100 victories (104-78 overall that includes regular-season and tournament contests). He is the sixth coach in BIG EAST history to record 100 conference wins.

BIG EAST All-Time Winningest Coaches By Victories

(Includes conference regular-season and championship games)

1. Jim Boeheim, Syracuse	371
2. Jim Calhoun, Connecticut	289
3. John Thompson, Georgetown	231
4. Lou Carnesecca, St. John's	139
5. Rollie Massimino, Villanova	123
6. Mike Brey, Notre Dame	104

Basketball Bloodlines

• This year's Notre Dame roster features several players with some strong basketball bloodlines:

• **Tim Abromaitis** - His father, Jim, played basketball at the University of Connecticut (1975-80) and was drafted by the New Jersey Nets. His brother, Jason, played basketball at Yale (2003-07).

• **Mike Broghammer** - His uncle, Christian Laettner, played professional basketball for 13 seasons and was a member of the 1992 gold medal Dream Team. He played for Duke University (1988-92) and led the Blue Devils to national championships in 1991 and 1992.

• **Joey Brooks** - His father, Lott J. Brooks, III, played college basketball at Eckerd College (1974-78).

• **Jerian Grant** - His father, Harvey, played basketball at the University of Oklahoma (1986-88), and was the 12th pick overall in the 1988 NBA Draft and played from 1988-99 in the NBA. His uncle, Horace Grant, played at Clemson, and was the 10th overall pick in the NBA Draft by the Chicago Bulls. He is the owner of four NBA championship rings. His older brother, Jerai, is a senior on the Clemson basketball team, while a younger brother, Jerami is a junior on the DeMatha basketball team.

• **Ben Hansbrough** - His brother, Tyler, played basketball at the University of North Carolina (2005-09). A three-time All-American, he was the 2008 National Player of the Year and led the Tar Heels to the 2009 national championship. Currently, he is in his second season with the Indiana Pacers, and was the 13th pick overall in the 2009 NBA Draft.

• **Tom Knight** - His father, Karl, played basketball at Bowdoin (1976-80).

DeMatha Connection

• **Jerian Grant** is the first Irish basketball player from DeMatha High School to attend Notre Dame during the Mike Brey era. Brey played and coached at DeMatha and also is the alma mater of assistant coach Rod Balanis. Former Irish players who also played at DeMatha include Bob Whitmore (1967-69), Sid Catlett (1969-71) and Adrian Dantley (1974-76).

Irish Ink One For 2011

• **Pat Connaughton**, a 6-5, 195-pound swingman from Arlington, Mass., was the lone early-November 2011 signee for head coach Mike Brey.

• A four-year starter at St. John's Prep in Danvers, Mass., Connaughton averaged 24.0 points and 17.9 rebounds in 2009-10 as he led St. John's to one of the best seasons in program history as the squad finished with a 21-3 mark that included a 15-game win streak during the season. In addition, his squad won the Catholic Conference championship and finished the regular season with a 7-1 league record. His team was ranked seventh in the final Massachusetts state poll after making the school's first appearance since 1974 in the Division 1 state finals.

• Connaughton was the only junior selected to the Boston Globe Super Team and the Boston Herald High Dream Team. He was selected as Most Valuable Player (MVP) of the Catholic Conference and was named to the Catholic Conference All-Star Team. In addition, he was selected as his team's MVP and served as team captain.

• He is ranked 73rd nationally by Scout.com and 100th by ESPNU.



Notre Dame's Record in 2010-11 when ...

Played at the Purcell Pavilion.....	8-0
Played on the road.....	0-0
Played at a neutral site.....	3-1
BIG EAST Conference record (all games).....	0-0
Non-conference record.....	11-1
Leading at halftime.....	10-0
Trailing at halftime.....	1-0
Tied at halftime.....	0-1
Playing an overtime game.....	1-0s
Shoots .500 or better.....	4-0
Shoots .500 or less.....	7-1
Opponents shoots .500 or less.....	9-1
Shoots better than opponent.....	10-0
Shoots worse than opponent.....	1-1
Shoots same as opponent.....	0-0
Makes more free throws than opponent.....	10-0
Makes less free throws than opponent.....	1-1
Same number of free throws.....	0-0
Outrebounded opponents.....	11-0
Outrebounded by opponent.....	0-1
Same number of rebounds.....	0-0
Has more turnovers than opponent.....	5-1
Has fewer turnovers than opponent.....	6-0
Has same number of turnovers.....	0-0
Bench outcores opponent's bench.....	4-0
Outscored by opponent's bench.....	6-1
Bench points are the same.....	1-0
Plays a ranked opponent.....	0-1
Makes 10 or more three-pointers.....	5-0
No Notre Dame player fouls out.....	10-1
One Notre Dame player fouls out.....	1-0
Two or more Notre Dame players foul out.....	0-0
Wears White Uniforms.....	7-0
Wears Blue Uniforms.....	1-1
Wears Gold Uniforms.....	3-0
Wears Black Uniforms.....	0-0
Plays in an In-Season Tournament.....	3-0
Plays on Television.....	5-1
Plays in November.....	8-0
Plays in December.....	3-1
Plays in January.....	0-0
Plays in February.....	0-0
Plays in March.....	0-0
Plays in Day Games.....	2-0
Plays in Night Games.....	9-1
Plays on Sundays.....	3-0
Plays on Mondays.....	1-0
Plays on Tuesdays.....	1-0
Plays on Wednesdays.....	2-1
Plays on Thursdays.....	1-0
Plays on Fridays.....	2-0
Plays on Saturdays.....	1-0
Final Margin is 5 points or less.....	1-0
Final Margin is 6-10 points.....	3-0
Final Margin is 11-20 points.....	1-1
Final Margin is 20-plus points.....	6-0
Has a player score 20-plus points.....	8-1
Has a player score 30-plus points.....	0-0
Scores 59 points or less.....	2-1
Scores 60-69 points.....	0-0
Scores 70-79 points.....	1-0
Scores 80-89 points.....	4-0
Scores 90-plus points.....	4-0

Brey Serving as Chairman of NCAA Men's Basketball Rules Committee

• **Mike Brey** was elected chair of the 2010-11 NCAA Men's Basketball Rules Committee in May 2010 and is serving his fourth year on the rules committee.

Adidas And Notre Dame Unveil Lightest, Most Technologically Advanced College Basketball Uniforms

• At the start of the 2010-11 basketball season, adidas and the University of Notre Dame basketball teams unveiled the lightest and most technologically advanced college basketball uniforms ever. Designed and developed by adidas, the uniforms are 30 percent lighter and dry twice as fast as previous uniforms to help enhance the Fighting Irish's performance by keeping players cooler, drier and more comfortable on the court.

• The new Notre Dame uniforms, made from 60 percent recycled materials, feature adidas' Formotion technology, which reduces seams, decreases friction between the garment and the player's skin and optimizes the player's natural movement through specially constructed material. adidas reduced uniform weight and increased player comfort by switching front and back numbers from heavier, dense materials to a more breathable mesh.

• The new Notre Dame uniform absorbs moisture in less than three seconds as a result of adidas CLIMACOOL fabrics. The jersey moves heat and sweat away from the body through a combination of moisture management materials, ventilation channels and three dimensional garments, helping the uniform dry twice as quickly.

• Along with Notre Dame, 10 other schools will debut the new uniforms this season, including Cincinnati, Indiana, Kansas, Louisville, Michigan, Nebraska, North Carolina State, Tennessee, UCLA and Wisconsin.

• In addition to the NCAA teams wearing the new uniforms, all 30 NBA teams will wear Revolution 30 jerseys this season featuring similar adidas technology.



GAME-BY-GAME STARTING LINEUPS

Date	Opponent (Result)	Starting Lineup	No. of Times	Record With Lineup
11/12	Georgia Southern (W, 98-61)	Abromaitis-Hansbrough-Martin-Nash-Scott	1	1-0
11/14	Liberty (W, 72-51)	Abromaitis-Hansbrough-Martin-Nash-Scott	2	2-0
11/17	Chicago State (W, 102-62)	Abromaitis-Atkins-Hansbrough-Nash-Scott	1	1-0
11/22	Maine (W, 97-72)	Abromaitis-Hansbrough-Martin-Nash-Scott	3	3-0
11/25	Georgia (W, 89-83 2ot)	Abromaitis-Hansbrough-Martin-Nash-Scott	4	4-0
11/26	California (W, 57-44)	Abromaitis-Hansbrough-Martin-Nash-Scott	5	5-0
11/28	Wisconsin (W, 58-51)	Abromaitis-Hansbrough-Martin-Nash-Scott	6	6-0
11/30	Indiana State (W, 81-72)	Abromaitis-Hansbrough-Martin-Nash-Scott	7	7-0
12/8	Kentucky (L, 58-72)	Abromaitis-Hansbrough-Martin-Nash-Scott	8	7-1
12/11	Gonzaga (W, 83-79)	Abromaitis-Hansbrough-Martin-Nash-Scott	9	8-1
12/19	Stony Brook (W, 88-62)	Abromaitis-Hansbrough-Martin-Nash-Scott	10	9-1
12/22	UMBC (W, 93-53)	Abromaitis-Hansbrough-Martin-Nash-Scott	11	10-1



Head Coach Mike Brey

2007 & 2008 BIG EAST Coach of the Year
Third Longest Tenured Coach in BIG EAST
Record at Notre Dame: 222-114 (.661)
Overall Record: 321-166 (.659)

- 24-year veteran of the college ranks...
 - University of Notre Dame (head coach)
2000-10 (11th season)
 - University of Delaware (head coach)
1995-2000 (five seasons)
 - Duke University (assistant coach)
1987-95 (nine seasons)

	Overall	BIG EAST (regular season)
2000-01	20-10	11-5 (1st place-West Division)
2001-02	22-11	10-6 (2nd place-West Division)
2002-03	24-10	10-6 (3rd place-West Division)
2003-04	19-13	9-7 (7th place)
2004-05	17-12	9-7 (6th place)
2005-06	16-14	6-10 (t11th place)
2006-07	24-8	11-5 (4th place)
2007-08	25-8	14-4 (t2nd place)
2008-09	21-15	8-10 (t9th place)
2009-10	23-12	10-8 (t7th place)
2010-11	11-1	0-0
	222-114 (.661)	98-68 (.590)

- Has guided eight of his 15 teams to NCAA tournament play; has led a team to postseason play 13 times (five NIT appearances)
- Has mentored two BIG EAST Player of the Year honorees — Troy Murphy (2001) and Luke Harangody (2008) — and nine first-team all-BIG EAST honorees
- Spent eight years as an assistant coach under Mike Krzyzewski at Duke and during that time the Blue Devils advanced to the Final Four six times and won national championships in both 1991 and '92
- Played at DeMatha High School under legendary coach Morgan Wootten and graduated from there in 1977. Also served as an assistant coach for Wootten from 1982-87
- Received DeMatha High School's Distinguished Alumnus Award in October 2003
- Awarded an honorary monogram by the Notre Dame Monogram Club in December of 2006 and inducted in University of Delaware Athletic Hall of Fame in November of 2007
- Recipient of 2003 Coaches vs. Cancer Champion Award in recognition of his fund-raising efforts for the Coaches vs. Cancer Program and a member of the CVC National Council
- Along with wife Tish received the Distinguished Service Award and the 2007 March of Dimes Franklin D. Roosevelt Award. The couple has raised nearly \$2 million for the South Bend/Michiana area



Mike Brey vs. Ranked Opponents:

Overall: 30-63

at Notre Dame: 30-56

(2010-11: 0-1; 2009-10: 4-4; 2008-09: 3-9; 2007-08: 2-6;
2006-07: 4-2; 2005-06: 1-7; 2004-05: 2-5; 2003-04: 2-8;
2002-03: 5-6; 2001-02: 3-6; 2000-01: 4-3)
at Delaware: 0-6

Mike Brey in Overtime Games at Notre Dame:

Overall: 6-7

at Georgetown (2/9/02)W, 116-111 (4 OT)
at Boston College (1/25/03) W, 101-96
vs. Georgetown (2/1/03) W, 93-92 (2OT)
at Pittsburgh (1/4/06) L, 97-100 (2OT)
vs. Georgetown (1/24/06) L, 82-85 (2OT)
at Louisville (2/4/06) L, 86-89
at Connecticut (2/21/06) L, 74-75
at Michigan (3/20/06) L, 84-87 (2OT)
vs. Providence (1/31/08)W, 81-74
at Louisville (1/12/09) L, 73-87
at Louisville (2/17/10) L, 89-91 (2OT)
at Marquette (3/6/10) W, 63-60
vs. Georgia (11/25/10)..... W, 89-83 (2OT)

Irish Record Under Brey In Games Decided By ...

1 point	11-11
2 points	6-11
3 points	14-16
4 points	4-6
5 points	5-7
6 points	11-5
7 points	16-7
8 points	5-10
9 points	7-4
10 points	12-6
11-15 points	44-21
16-20 points	27-8
21-30 points	25-2
31-40 points	25-0
41-50 points	10-0
50+points	0-0
Total	222-114



BIG EAST Coaching Percentage

Regular Season and BIG EAST Tournament

	W-L	Pct.	Yrs.	Tour.	Pct.
1. Jamie Dixon, Pittsburgh	95-41	.699	8	11-6	.647
2. John Thompson, Georgetown	231-123	.653	20	33-13	.717
3. Bob Huggins, West Virginia	41-22	.651	4	7-2	.778
4. Jim Boeheim, Syracuse	371-204	.645	32	45-26	.634
5. Jim Calhoun, Connecticut	289-164	.638	25	28-18	.609
6. Lou Carnesecca, St. John's	139-80	.635	13	12-11	.522
7. Buzz Williams, Marquette	26-15	.634	3	3-2	.600
8. Rick Pitino, Providence/Louisville	81-48	.628	8	5-6	.455
9. John Thompson III, Georgetown	74-44	.627	7	11-5	.688
10. Mike Jarvis, St. John's	57-36	.613	5	7-4	.636
11. Tom Crean, Marquette	34-22	.607	3	3-3	.500
12. Ben Howland, Pittsburgh	43-29	.597	4	8-3	.727
13. Jay Wright, Villanova	98-69	.587	10	8-9	.471
14. Rollie Massimino, Villanova	123-92	.572	12	13-12	.520
15. Mike Brey, Notre Dame	104-78	.571	11	6-10	.375

BIG EAST Coaching Wins

Regular Season and BIG EAST Tournament

	W-L	Pct.	Yrs.	Tour.	Pct.
1. Jim Boeheim, Syracuse	371-204	.645	32	45-26	.634
2. Jim Calhoun, Connecticut	289-164	.638	25	28-18	.609
3. John Thompson, Georgetown	231-123	.653	20	33-13	.717
4. Lou Carnesecca, St. John's	139-80	.635	13	12-11	.522
5. Rollie Massimino, Villanova	123-92	.572	12	13-12	.520
6. Mike Brey, Notre Dame	104-78	.571	11	6-10	.375
7. Jay Wright, Villanova	98-69	.587	10	8-9	.471
8. Steve Lappas, Villanova	97-79	.551	9	10-8	.556
9. Jamie Dixon, Pittsburgh	95-41	.699	8	11-6	.647
10. P.J. Carlesimo, Seton Hall	90-130	.409	9	13-10	.565

Bold indicates active BIG EAST head coach



Notre Dame Highs and Lows Under Mike Brey

Notre Dame – Team Game Highs (1st Half)

Points	62 vs. Loyola-Chicago (11/22/00)
	62 vs. Georgia Southern (11/12/10)*
Field Goals Made	24 vs. IPFW (11/10/06)*
	24 vs. Syracuse (1/30/07)
Field Goals Attempted	43 vs. New Hampshire (11/16/01)*
	43 vs. Syracuse (1/30/07)
Field Goal Percentage	75.0% (18-24) vs. West Virginia (1/9/10)*
3 PT Field Goals Made	14 vs. South Dakota (12/2/08)*
3 PT Field Goals Attempted	23 vs. South Dakota (12/2/08)*
3 PT Field Goals Percentage	85.7% (6-7) vs. West Virginia (1/9/10)*
Free Throws Made	18 vs. Liberty (11/22/09)*
	18 vs. Maine (11/22/10)*
Free Throws Attempted	24 vs. Liberty (11/22/09)*
Free Throw Percentage	100.0% on 17 occasions
Total Rebounds	32 vs. Chicago State (11/17/10)*
Offensive Rebounds	15 vs. Savannah State (12/22/08)*
Defensive Rebounds	24 vs. Northern Illinois (11/28/07)*
Assists	19 vs. Canisius (12/19/00)*
Steals	12 vs. New Hampshire (11/16/01)*
Blocked Shots	13 vs. Belmont (11/17/02)*
Turnovers	14 vs. Monmouth (11/16/07)
Fouls	11 vs. Villanova (1/8/05)*
	11 vs. Georgia Southern (11/12/10)*

Notre Dame – Team Game Highs (2nd Half)

Points	68 vs. Georgetown (4OT) (2/9/02)
Field Goals Made	24 vs. Pittsburgh (1/4/06)
Field Goals Attempted	63 vs. Georgetown (4OT) (2/9/02)
Field Goal Percentage	72.0% vs. Lafayette (11/14/06)
3 PT Field Goals Made	11 vs. St. John's (3/6/04)
	11 vs. North Carolina (11/26/08)
3 PT Field Goals Attempted	24 vs. Pittsburgh (1/4/06)
3 PT Field Goals Percentage	75.0% (6-8) vs. Connecticut (2/21/05)
Free Throws Made	27 vs. Seton Hall (2/18/06)
Free Throws Attempted	32 vs. California (11/26/10)
Free Throw Percentage	100.0% on five occasions
Total Rebounds	34 vs. Seton Hall (1/8/01)
Offensive Rebounds	15 vs. Army (12/19/04)*
Defensive Rebounds	25 vs. Sacred Heart (11/18/00)*
Assists	16 vs. Army (12/19/04)*
	16 vs. Maine (11/22/10)*
Steals	14 vs. New Hampshire (11/16/01)*
Blocked Shots	6 vs. Belmont (11/17/02)*
	6 vs. IUPUI (12/9/09)*
Turnovers	13 vs. Niagara (12/21/05)*
	13 vs. Marquette (1/12/08)
Fouls	26 vs. Pittsburgh (1/4/06)

Notre Dame – Team Game Highs (Total)

Points	116 vs. Georgetown (4OT) (2/9/02)
Field Goals Made	42 vs. Canisius (12/19/00)*
Field Goals Attempted	94 vs. Georgetown (4OT) (2/9/02)
Field Goal Percentage	66.7% (34-51) vs. Pittsburgh (1/30/02)*
3 PT Field Goals Made	19 vs. South Dakota (12/2/08)*#
3 PT Field Goals Attempted	44 vs. Canisius (12/22/00)
3 PT Field Goals Percentage	72.7% (16-22) vs. Loyola Chicago (11/22/00)*#
Free Throws Made	33 vs. Seton Hall (2/18/06)
Free Throws Attempted	45 vs. Columbia (12/23/05)*
Free Throw Percentage	100% (5-5) vs. Illinois (3/22/03)
	100% (19-19) vs. Villanova (1/8/05)*#
Total Rebounds	64 vs. Georgetown (4OT) (2/9/02)
Offensive Rebounds	24 vs. Seton Hall (1/8/01)
Defensive Rebounds	41 vs. Northern Illinois (12/8/07)*
Assists	32 vs. Canisius (12/19/00)*#
Steals	26 vs. New Hampshire (11/16/01)*#
Blocked Shots	19 vs. Belmont (12/17/02)*#
Turnovers	24 vs. Marquette (1/12/08)
Fouls	32 vs. Pittsburgh (1/4/06)

Notre Dame – Team Game Lows (1st Half)

Points	17 vs. Connecticut (3/3/10)*
Field Goals Made	6 vs. Connecticut (2/21/04)*
	6 vs. Cincinnati (1/15/08)*
Field Goals Attempted	21 vs. Canisius College (12/22/01)
	21 vs. Pittsburgh (3/11/10)
Field Goal Percentage	18.8% (6-32) vs. Connecticut (2/21/04)
3 PT Field Goals Made	0 vs. West Virginia (1/7/04)
	0 vs. California (11/26/10)
3 PT Field Goals Attempted	4 vs. St. Louis (11/28/09)
3 PT Field Goals Percentage	0.0% on three occasions
Free Throws Made	0 on ten occasions
Free Throws Attempted	0 on seven occasions
Free Throw Percentage	0.0% on ten occasions
Total Rebounds	9 vs. UCF (12/6/09)*
	9 vs. Pittsburgh (3/11/10)
Offensive Rebounds	0 vs. West Virginia (1/9/10)*
Defensive Rebounds	6 vs. Louisville (2/17/10)
Assists	1 vs. Villanova (1/27/07)*
Steals	0 on six occasions
Blocked Shots	0 on 31 occasions
Turnovers	0 vs. DePaul (1/23/10)*
Fouls	0 vs. Samford (12/30/04)*

Notre Dame – Team Game Lows (2nd Half)

Points	18 vs. Pittsburgh (3/11/10)
Field Goals Made	5 vs. West Virginia (1/9/10)*
	5 vs. Pittsburgh (3/11/10)
Field Goals Attempted	13 vs. Pittsburgh (3/11/10)
Field Goal Percentage	21.4% (6-28) vs. Harvard (11/19/04)*
3 PT Field Goals Made	0 vs. Loyola Marymount (11/22/08)
	0 vs. Connecticut (1/12/09)
	0 vs. Providence (1/31/08)*
3 PT Field Goals Attempted	3 vs. Loyola Marymount (11/22/08)
	3 vs. Indiana (12/8/04)
3 PT Field Goals Percentage	0.0% (0-6) vs. Providence (1/31/08)*
Free Throws Made	0 vs. Pittsburgh (1/12/04)
	0 vs. Indiana (11/24/08)
	0 vs. Old Dominion (3/18/10)
Free Throws Attempted	0 vs. Indiana (11/24/08)
	0 vs. Old Dominion (3/18/10)
Free Throw Percentage	0.0% on four occasions
Total Rebounds	7 vs. Rutgers (3/1/03)
Offensive Rebounds	2 on three occasions
Defensive Rebounds	4 vs. Rutgers (3/1/03)
Assists	0 vs. Harvard (11/19/04)
Steals	0 on 10 occasions
Blocked Shots	0 on 24 occasions
Turnovers	0 vs. West Virginia (3/10/04)
Fouls	3 on three occasions

Notre Dame – Team Game Lows (Total)

Points	41 vs. Washington State (3/22/08)
Field Goals Made	13 vs. Rutgers (3/1/03)
	13 vs. Washington State (3/22/08)
Field Goals Attempted	34 vs. Pittsburgh (3/11/10)
Field Goal Percentage	24.5% (13-53) vs. Washington State (3/22/08)
3 PT Field Goals Made	1 vs. Pittsburgh (2/3/01)
	1 vs. California (11/26/10)
3 PT Field Goals Attempted	8 vs. Pittsburgh (2/3/01)
3 PT Field Goals Percentage	5.0% (1-20) vs. California (11/26/10)
Free Throws Made	1 vs. Connecticut (2/28/09)
Free Throws Attempted	3 vs. Old Dominion (3/18/10)
Free Throw Percentage	20.0% (1-5) vs. Connecticut (2/28/09)
Total Rebounds	21 vs. Rutgers (3/1/03)
Offensive Rebounds	3 vs. DePaul (12/14/02)*
Defensive Rebounds	14 vs. DePaul (12/11/04)*
Assists	6 vs. Mississippi (3/18/01)
Steals	1 on four occasions
Blocked Shots	0 on six occasions
Turnovers	2 vs. DePaul (1/23/10)*
Fouls	6 on three occasions

* Indicates game played at the Purcell Pavilion, Notre Dame, Ind.

Indicates school record



Opponent Highs and Lows Under Mike Brey

Opponent – Team Game Highs (1st Half)

Points	53, Arizona (3/27/03)
Field Goals Made	23, Arizona (3/27/03)
Field Goals Attempted	44, Georgetown (3/4/01)*
Field Goal Percentage	61.5% (16-26), UCF (12/6/09)*
3 PT Field Goals Made	9, Syracuse (1/11/06)*
	9, Lehigh (11/27/06)*
3 PT Field Goals Attempted	19, Syracuse (1/11/06)*
3 PT Field Goal Percentage	81.8% (9-11), Lehigh (11/26/06)*
Free Throws Made	14, Sacred Heart (11/18/00)*
Free Throws Attempted	19, Sacred Heart (11/18/00)*
Free Throw Percentage	100.0%, on 20 occasions
Total Rebounds	33, Connecticut (2/21/04)
Offensive Rebounds	16, Northern Illinois (11/24/03)*
Defensive Rebounds	21, on six occasions
Assists	15, Seton Hall (2/11/10)
Steals	9, Miami (Fla.) (2/23/02)
	9, Marquette (1/12/08)
Blocked Shots	10, Connecticut (2/21/04)
Turnovers	16, Loyola (Chicago) (11/22/00)*
Fouls	16, on three occasions

Opponent – Team Game Highs (2nd Half)

Points	68, Georgetown (4 OT) (2/9/02)
Field Goals Made	21, Syracuse (2/24/08)*
Field Goals Attempted	49, Syracuse (2/24/08)*
Field Goal Percentage	68.2% (15-22), American (12/21/03)*
3 PT Field Goals Made	9, Texas (12/8/02)
	9, West Virginia (1/9/10)*
3 PT Field Goals Attempted	22, Tennessee Tech (12/17/00)*
3 PT Field Goal Percentage	100.0% (3-3), Seton Hall (2/5/03)
Free Throws Made	24, Pittsburgh (2 OT) (1/4/06)
Free Throws Attempted	39, Pittsburgh (2 OT) (1/4/06)
Free Throw Percentage	100.0% on five occasions
Total Rebounds	38, Georgetown (4 OT) (2/9/02)
Offensive Rebounds	16, Syracuse (2/24/08)*
Defensive Rebounds	27, Georgetown (4 OT) (2/9/02)
Assists	19, Pittsburgh (2 OT) (1/4/06)
Steals	9, on two occasions
Blocked Shots	11, Georgetown (4 OT) (2/9/02)
Turnovers	15, New Hampshire (11/16/01)*
Fouls	20, Seton Hall (2/18/06)

Opponent – Team Game Highs (Total)

Points	111, Georgetown (4 OT) (2/9/02)
Field Goals Made	41, Syracuse (3/4/03)*
Field Goals Attempted	82, Syracuse (2/24/08)*
Field Goal Percentage	63.0% (29-46), American (12/21/03)*
3 PT Field Goals Made	14, Texas (12/7/02)
	14, Lehigh (11/27/06)*
3 PT Field Goals Attempted	37, West Virginia (1/9/10)*
3 PT Field Goal Percentage	73.7% (14-19), Lehigh (11/27/06)*
Free Throws Made	35, Louisville (2OT) (2/17/10)
Free Throws Attempted	46, Pittsburgh (2 OT) (1/4/06)
Free Throw Percentage (min. 8 att.)	100%, West Virginia (8-8) (2/2/00)*
	100%, Savannah State (8-8) (12/22/08)*
Total Rebounds	59, Connecticut (2/21/04)
Offensive Rebounds	27, Loyola (Chicago) (11/22/00)*
Defensive Rebounds	42, Connecticut (1/24/09)*
Assists	30, Pittsburgh (2 OT) (1/4/06)
Steals	13, Niagara (12/21/05)*
Blocked Shots	19, Connecticut (OT) (2/21/06)
Turnovers	30, New Hampshire (11/16/01)*
Fouls	31, Columbia (12/23/05)*

Opponent – Team Game Lows (1st Half)

Points	5, California (11/26/10)
Field Goals Made	2, California (11/26/10)
Field Goals Attempted	18, Georgetown (2/27/10)
Field Goal Percentage	8.0% (2-25), California (11/26/10)
3 PT Field Goals Made	0, on 11 occasions
3 PT Field Goals Attempted	2, Georgetown (2/9/02)
3 PT Field Goal Percentage	0.0%, on 11 occasions
Free Throws Made	0, on 28 occasions
Free Throws Attempted	0, on 15 occasions
Free Throw Percentage	0.0%, on 28 occasions
Total Rebounds	7, Georgetown (2/27/10)
	7, Maine (11/22/10)*
Offensive Rebounds	0, Lafayette (11/14/06)
Defensive Rebounds	5, on three occasions
Assists	1, California (11/26/10)
Steals	0, on 11 occasions
Blocked Shots	0, on 31 occasions
Turnovers	1, on four occasions
Fouls	1, Pittsburgh (2/12/05)
	1, DePaul (12/31/08)
	1, West Virginia (3/12/10)

Opponent – Team Game Lows (2nd Half)

Points	8, Monmouth (11/16/07)
Field Goals Made	3, Monmouth (11/16/07)
Field Goals Attempted	19, Old Dominion (3/18/10)
Field Goal Percentage	13.0% (3-23), Monmouth (11/16/07)
3 PT Field Goals Made	0, on 10 occasions
3 PT Field Goals Attempted	3, on six occasions
3 PT Field Goal Percentage	0.0% on 10 occasions
Free Throws Made	0, Monmouth (1/25/01)
	0, West Virginia (1/9/10)*
Free Throws Attempted	1, Monmouth (1/25/01)
	1, West Virginia (1/9/10)*
Free Throw Percentage	0.0% (0-1), Monmouth (1/25/01)
	0.0% (0-1), West Virginia (1/9/10)*
Total Rebounds	16, Syracuse (2/24/08)*
Offensive Rebounds	0, Kentucky (3/25/09)*
	0, Marquette (3/6/10)
Defensive Rebounds	3, Virginia Tech (2/22/03)*
Assists	1, UAB (3/17/09)*
	1, Pittsburgh (3/11/10)
Steals	0, on six occasions
Blocked Shots	0, on 21 occasions
Turnovers	0, West Virginia (3/10/04)
	0, Pittsburgh (1/31/09)
Fouls	4, on four occasions

Opponent – Team Game Lows (Total)

Points	33, Monmouth (11/16/07)
Field Goals Made	12, Bucknell (11/22/02)*
Field Goals Attempted	35, Rutgers (3/1/03)
Field Goal Percentage	21.1% (12-57), Bucknell (11/22/02)*
3 PT Field Goals Made	1, on five occasions
3 PT Field Goals Attempted	7, Seton Hall (2/5/03)
3 PT Field Goal Percentage	5.9% (1-17), Cincinnati (11/24/00)
Free Throws Made	0, Charleston Southern (11/26/04)*
Free Throws Attempted	0, Charleston Southern (11/26/04)*
Free Throw Percentage	0.0% (0-0), Charleston Southern (11/26/04)*
Total Rebounds	19, Winston-Salem St. (11/29/06)*
Offensive Rebounds	3, Army (12/19/04)*
	3, West Virginia (2/1/06)
Defensive Rebounds	12, Georgetown (2/27/10)
Assists	5, Bucknell (11/22/02)*
Steals	1, on three occasions
Blocked Shots	0, on 11 occasions
Turnovers	3, Marquette, (1/26/09)*
Fouls	7, Connecticut (1/24/09)*
	7, Connecticut (2/28/09)

* - Indicates games played at Purcell Pavilion, Notre Dame, Ind.



Notre Dame Highs and Lows in a BIG EAST Game

Notre Dame – BIG EAST Team Game Highs (1st Half)

Points	61 vs. Syracuse (1/30/07)
Field Goals Made	24 vs. Syracuse (1/30/07)
Field Goals Attempted	43 vs. Syracuse (1/30/07)
Field Goal Percentage	75.0% (18-24) vs. West Virginia (1/9/10)*
3 PT Field Goals Made	11 vs. Pittsburgh (1/31/09)
3 PT Field Goals Attempted	11 vs. Providence (2/21/09)
3 PT Field Goals Percentage	22 vs. Pittsburgh (1/31/09)
3 PT Field Goals Percentage	85.7% (6-7) vs. West Virginia (1/9/10)*
Free Throws Made	13 vs. Seton Hall (2/11/10)
Free Throws Attempted	19 vs. Villanova (1/27/10)
Free Throw Percentage	100.0% on 12 occasions
Total Rebounds	29 vs. Connecticut (1/5/08)
Offensive Rebounds	14 vs. Providence (2/19/05)
Defensive Rebounds	23 vs. Louisville (2/12/09)*
Assists	17 vs. West Virginia (1/9/10)*
Steals	7 on four occasions
Blocked Shots	7 vs. Connecticut (2/9/04)*
	7 vs. West Virginia (1/9/05)
Turnovers	12 vs. St. John's (1/23/07)
Fouls	11 vs. Villanova (1/8/05)*

Notre Dame – BIG EAST Team Game Highs (2nd Half)

Points	68 vs. Georgetown (4OT) (2/9/02)
Field Goals Made	24 vs. Pittsburgh (1/4/06)
Field Goals Attempted	63 vs. Georgetown (4OT) (2/9/02)
Field Goal Percentage	71.4% vs. Georgetown (2/27/10)
3 PT Field Goals Made	11 vs. St. John's (3/6/04)
3 PT Field Goals Attempted	24 vs. Pittsburgh (1/4/06)
3 PT Field Goals Percentage	71.4% (6-8) vs. Connecticut (2/21/05)
Free Throws Made	27 vs. Seton Hall (2/18/06)
Free Throws Attempted	30 vs. Seton Hall (2/18/06)
Free Throw Percentage	100.0% (13-13) vs. Villanova (1/8/05)*
	100.0% (4-4) vs. Marquette (1/26/09)*
Total Rebounds	34 vs. Seton Hall (1/8/01)
Offensive Rebounds	18 vs. Seton Hall (1/8/01)
Defensive Rebounds	27 vs. Georgetown (3/4/04)*
Assists	14 vs. Cincinnati (1/15/08)*
Steals	6 vs. Villanova (1/17/07)
Blocked Shots	5 vs. Georgetown (2/27/10)
Turnovers	13 vs. Marquette (1/12/08)
Fouls	26 vs. Pittsburgh (1/4/06)

Notre Dame – BIG EAST Team Game Highs (Total)

Points	116 vs. Georgetown (4OT) (2/9/02)
Field Goals Made	41 vs. Georgetown (4OT) (2/9/02)
Field Goals Attempted	94 vs. Georgetown (4OT) (2/9/02)
Field Goal Percentage	66.7% (34-51) vs. Pittsburgh (1/30/02)*
3 PT Field Goals Made	17 vs. St. John's (3/6/04)#
	17 vs. Louisville (2/4/06)#
3 PT Field Goals Attempted	36 vs. Pittsburgh (1/4/06)
3 PT Field Goals Percentage	61.9% (13-21) vs. Providence (1/14/06)*
Free Throws Made	34 vs. Cincinnati (1/15/08)*
Free Throws Attempted	42 vs. Cincinnati (1/15/08)*
Free Throw Percentage	100.0% (19-19) vs. Villanova (1/14/03)#*
Total Rebounds	64 vs. Georgetown (4OT) (2/9/02)
Offensive Rebounds	24 vs. Seton Hall (1/8/01)
Defensive Rebounds	35 vs. Louisville (2/12/09)*
Assists	25 vs. Cincinnati (2/4/10)*
Steals	10 on six occasions
Blocked Shots	9 vs. Connecticut (2/9/04)*
Turnovers	26 vs. Pittsburgh (2/8/00)
Fouls	32 vs. Pittsburgh (1/4/06)

*Indicates game played at the Purcell Pavilion, Notre Dame, Ind.

#Indicates school record

Notre Dame – BIG EAST Team Game Lows (1st Half)

Points	17 vs. Connecticut (3/3/10)*
Field Goals Made	6 vs. Connecticut (2/21/04)
	6 vs. Cincinnati (1/15/08)*
Field Goals Attempted	21 vs. Pittsburgh (3/11/10)
Field Goal Percentage	18.8% (6-32) vs. Connecticut (2/21/04)
3 PT Field Goals Made	0 vs. West Virginia (1/7/04)
	0 vs. Connecticut (1/12/99)
3 PT Field Goals Attempted	5 on three occasions
3 PT Field Goals Percentage	8.3% (1-12) vs. Providence (1/21/03)
Free Throws Made	0 on nine occasions
Free Throws Attempted	0 on seven occasions
Free Throw Percentage	0.0% on nine occasions
Total Rebounds	9 vs. Pittsburgh (3/11/10)
Offensive Rebounds	0 on four occasions
Defensive Rebounds	6 vs. Louisville (2/17/10)
Assists	1 vs. Villanova (1/27/07)*
Steals	0 on five occasions
Blocked Shots	0 on 18 occasions
Turnovers	0 vs. DePaul (1/23/10)*
Fouls	2 vs. West Virginia (2/18/09)
	2 vs. Georgetown (2/27/10)

Notre Dame – BIG EAST Team Game Lows (2nd Half)

Points	18 vs. Pittsburgh (3/11/10)
Field Goals Made	5 vs. West Virginia (1/9/10)*
	5 vs. Pittsburgh (3/11/10)
Field Goals Attempted	13 vs. Pittsburgh (3/11/10)*
Field Goal Percentage	26.3% (5-19) vs. West Virginia (1/9/10)*
3 PT Field Goals Made	0 vs. Connecticut (1/12/99)
	0 vs. Providence (1/31/08)*
3 PT Field Goals Attempted	3 vs. Pittsburgh (3/11/10)*
3 PT Field Goals Percentage	0.0% (0-6) vs. Providence (1/31/08)*
Free Throws Made	0 vs. Pittsburgh (1/12/04)
Free Throws Attempted	2 on three occasions
Free Throw Percentage	0.0% (0-2) vs. Pittsburgh (1/12/04)
Total Rebounds	7 vs. Rutgers (3/1/03)
Offensive Rebounds	2 vs. Connecticut (3/3/10)*
Defensive Rebounds	4 vs. Rutgers (3/1/03)
Assists	2 on three occasions
Steals	0 on nine occasions
Blocked Shots	0 on 16 occasions
Turnovers	0 vs. West Virginia (3/10/04)
Fouls	3 vs. West Virginia (1/7/04)*
	3 vs. Pittsburgh (2/24/10)*

Notre Dame – BIG EAST Team Game Lows (Total)

Points	48 vs. Georgetown (1/7/06)
Field Goals Made	13 vs. Rutgers (3/1/03)
Field Goals Attempted	34 vs. Pittsburgh (3/11/10)
Field Goal Percentage	29.7% (19-64) vs. Connecticut (2/21/04)
3 PT Field Goals Made	0 vs. Connecticut (1/12/99)
3 PT Field Goals Attempted	6 vs. Seton Hall (2/6/99)
3 PT Field Goals Percentage	10.5% vs. Rutgers (2/14/02)
Free Throws Made	1 vs. Connecticut (2/28/09)
Free Throws Attempted	4 vs. Pittsburgh (3/8/01)
	4 vs. Connecticut (1/24/09)*
Free Throw Percentage	20.0% (1-5) vs. Connecticut (2/28/09)
Total Rebounds	21 vs. Rutgers (3/1/03)
Offensive Rebounds	4 on three occasions
Defensive Rebounds	17 vs. Georgetown (2/27/10)
Assists	7 vs. Rutgers (3/1/03)
	7 vs. Pittsburgh (3/8/01)
Steals	1 vs. Marquette (1/26/09)*
	1 vs. Cincinnati (2/4/09)
Blocked Shots	0 vs. Georgetown (1/6/07)
	0 vs. Marquette (3/6/10)
Turnovers	2 vs. DePaul (1/23/10)*
Fouls	6 vs. West Virginia (1/7/04)*

*Indicates game played at the Purcell Pavilion, Notre Dame, Ind.

#Indicates school record



Opponent Highs and Lows in a BIG EAST Game

Opponent – BIG EAST Team Game High (1st Half)

Points	54, Connecticut (1/12/99)
Field Goals Made	22, Syracuse (3/4/03)*
Field Goals Attempted	44, Georgetown (3/4/01)*
Field Goal Percentage	65.2% (15-23), Providence (2/21/96)*
3 PT Field Goals Made	9 on three occasions
3 PT Field Goals Attempted	19, West Virginia (2/2/00)*
	19, Syracuse (1/11/06)*
3 PT Field Goals Percentage	100.0% (5-5), Connecticut (2/8/97)*
Free Throws Made	21, Connecticut (1/12/99)
Free Throws Attempted	23, Connecticut (1/12/99)
Free Throw Percentage	100.0% on nine occasions
Total Rebounds	33, Connecticut (2/21/04)
Offensive Rebounds	14, Georgetown (3/8/03)
Defensive Rebounds	21, on three occasions
Assists	15, Seton Hall (2/11/10)
Steals	9, Marquette (1/12/08)
Blocked Shots	10, Connecticut (2/21/04)
Turnovers	14, Pittsburgh (1/6/03)
Fouls	15, Villanova (1/27/10)

Opponent – BIG EAST Team Game High (2nd Half)

Points	68, Georgetown (4OT) (2/9/02)
Field Goals Made	23, Georgetown (4OT) (2/9/02)
Field Goals Attempted	60, Georgetown (4OT) (2/9/02)
Field Goal Percentage	66.7% (20-30), Pittsburgh (3/5/05)*
3 PT Field Goals Made	9, Pittsburgh (1/29/97)
	9, West Virginia (1/9/10)*
3 PT Field Goals Attempted	20, Miami (2/23/02)
3 PT Field Goals Percentage	83.3% (5-6), Boston College (3/1/97)
Free Throws Made	24, Pittsburgh (1/4/06)
Free Throws Attempted	39, Pittsburgh (1/4/06)
Free Throw Percentage	100.0% (14-14), Miami (1/28/00)*
Total Rebounds	31, Syracuse (2/24/08)*
Offensive Rebounds	16, Syracuse (2/24/08)*
Defensive Rebounds	26, Connecticut (2/21/04)
Assists	19, Pittsburgh (1/4/06)
Steals	8, Marquette (1/12/08)
Blocked Shots	11, Georgetown (4 OT) (2/9/02)
Turnovers	10, Rutgers (1/31/04)
Fouls	20, Seton Hall (2/18/06)

Opponent – BIG EAST Team Game High (Total)

Points	111, Georgetown (2/9/02)
Field Goals Made	41, Syracuse (3/4/03)*
Field Goals Attempted	87, Georgetown (1/7/97)
Field Goal Percentage	56.5% (34-60), Syracuse (1/17/04)*
3 PT Field Goals Made	14, Syracuse (1/16/00)
3 PT Field Goals Attempted	37, West Virginia (1/9/10)*
3 PT Field Goals Percentage	71.4% (5-7), Seton Hall (2/5/03)
Free Throws Made	35, Louisville (2OT) (2/10/10)
Free Throws Attempted	46, Pittsburgh (1/4/06)
Free Throw Percentage	94.4% (17-18), Miami (1/25/00)*
Total Rebounds	59, Connecticut (2/21/04)
Offensive Rebounds	32, Georgetown (1/7/97)
Defensive Rebounds	42, Connecticut (1/24/09)*
Assists	30, Pittsburgh (1/4/06)
Steals	24, Georgetown (2/10/99)*
Blocked Shots	19, Connecticut (OT) (2/21/06)
Turnovers	23, Villanova (1/6/02)*
Fouls	33, West Virginia (2/11/97)*

Opponent – BIG EAST Team Game Lows (1st Half)

Points	16, Georgetown (3/4/04)*
Field Goals Made	6, Georgetown (2/16/05)*
Field Goals Attempted	18, Georgetown (2/27/10)
Field Goal Percentage	20.7% (6-29), Pittsburgh (1/12/02)
3 PT Field Goals Made	0 on eight occasions
3 PT Field Goals Attempted	2, Georgetown (2/1/03)*
3 PT Field Goals Percentage	0.0% on three occasions
Free Throws Made	0 on nine occasions
Free Throws Attempted	0, on five occasions
Free Throw Percentage	0.0% on nine occasions
Total Rebounds	7, Georgetown (2/27/10)
Offensive Rebounds	0, Virginia Tech (1/20/04)
Defensive Rebounds	5, Pittsburgh (2/24/10)*
Assists	2, USF (2/15/06)*
	2, Seton Hall (3/10/10)
Steals	0 on six occasions
Blocked Shots	0 on 11 occasions
Turnovers	1 on three occasions*
Fouls	1, DePaul (12/31/08)
	1, West Virginia (3/12/10)

Opponent – BIG EAST Team Game Lows (2nd Half)

Points	16, Pittsburgh (3/11/10)*
Field Goals Made	5, West Virginia (1/9/02)
Field Goals Attempted	17, Boston College (1/9/96)
Field Goal Percentage	22.7%, West Virginia (1/9/02)
3 PT Field Goals Made	0, Connecticut (2/26/01)
	0, Pittsburgh (3/11/10)
3 PT Field Goals Attempted	2, Connecticut (2/28/09)
3 PT Field Goals Percentage	0.0% (0-3), Connecticut (2/26/01)
	0.0% (0-3), Pittsburgh (3/11/10)
Free Throws Made	0, on three occasions
Free Throws Attempted	0, Pittsburgh (1/29/97)
	0, St. John's (1/23/07)
Free Throw Percentage	0.0% on three occasions
Total Rebounds	6, Marquette (3/6/10)
Offensive Rebounds	0, Marquette (3/6/10)
Defensive Rebounds	3, Virginia Tech (2/22/03)*
Assists	1, Pittsburgh (3/11/10)
Steals	0, on four occasions
Blocked Shots	0, on 10 occasions
Turnovers	0, West Virginia (3/10/04)
	0, Pittsburgh (1/31/09)
Fouls	2, Connecticut (2/21/05)

Opponent – BIG EAST Team Game Lows (Total)

Points	45, Pittsburgh (3/11/10)*
Field Goals Made	17 on three occasions
Field Goals Attempted	40, Syracuse (2/5/05)
Field Goal Percentage	28.1% (18-64), Georgetown (3/4/04)*
3 PT Field Goals Made	1, Georgetown (2/7/98)
	1, South Florida (2/15/06)*
3 PT Field Goals Attempted	7, Seton Hall (2/5/03)
3 PT Field Goals Percentage	9.5% (2-21), Seton Hall (2/6/99)
Free Throws Made	1, DePaul (2/2/08)*
	1, Rutgers (2/25/09)*
Free Throws Attempted	3, Connecticut (2/12/00)*
	3, DePaul (2/2/08)*
Free Throw Percentage	20.0% (1-5), Rutgers (2/25/09)*
Total Rebounds	20, Georgetown (2/27/10)
Offensive Rebounds	4, West Virginia (2/18/03)
Defensive Rebounds	12, Georgetown (2/27/10)
Assists	6, Syracuse (2/5/05)
	6, Seton Hall (3/10/10)
Steals	1, Connecticut (3/11/04)
Blocked Shots	0 on four occasions
Turnovers	3, Marquette (1/26/09)*
Fouls	7, Connecticut (1/24/09)*
	7, Connecticut (2/28/09)

* Indicates game played at the Purcell Pavilion, Notre Dame, Ind.



The Last Time ...

Notre Dame recorded a ...

30-Point win was on 11/12/10 - ND 98, Georgia Southern 61 (37 points)*
40-Point win was on 12/22/10 - ND 93, UMBC 53 (40 points)*
50-Point win was on 12/28/06 - ND 101, Rider 51 (50 points)
30-Point loss was on 1/7/99 - ND 62, Villanova 93 (31 points)*

Notre Dame shot ...

60% on FGs was on 12/22/09 - 60.7% (37-61) vs. Bucknell (ND 101 - Bucknell 69)*
65% on FGs was on 1/30/02 - 66.7% (34-51) vs. Pittsburgh (ND 89 - Pittsburgh 76)*
90% on FTs was on 12/19/10 - 91.7% (11-12) vs. Stony Brook (ND 88 - Stony Brook 62)*

Notre Dame ...

Won 10 games in a row was from 11/24/07 thru 1/5/08 (10 straight)
Won 15 games in a row was from 12/31/53 thru 3/9/54 (18 straight)
Won 20 games in a row never
Lost 5 games in a row was from 1/12/09 thru 2/7/09 (7 straight)
Scored 100 points was on 11/17/10 (ND 102 - Chicago State 62)*
- Scored 100 points on the road was on 2/21/09 (ND 103 - Providence 84)
- Scored 100 points at a neutral site was on 3/12/78 (ND 100 - Houston 77) (NCAA First Round, Tulsa, OK)
- Scored 100 points and lost was on 3/20/71 (ND 106 - Houston 119) (NCAA Regional Semi-finals at Wichita, KS)
Allowed 100 points was on 11/26/08 vs. North Carolina (ND 87 - North Carolina 102)
Scored less than 50 points was on 3/22/08 vs. Washington State (ND 41 - Washington State 61)
Allowed less than 50 points was on 11/26/10 vs. California (ND 57 - California 44)
Played an Overtime Game was on 11/28/10 (2OT) vs. Georgia (ND 89 - Georgia 83)
- Played in a Multi-Overtime Game was on 11/28/10 (2OT) vs. Georgia (ND 89 - Georgia 83)
Won on a "last second" shot was on 3/19/09 vs. New Mexico (ND 70 - Pittsburgh 68 - Tory Jackson layup at 00:02)*
Had 5 double figure scorers was on 11/30/10 vs. Indiana State (ND 91 - Indiana State 82) Ben Hansbrough 24, Ty Nash 16, Scott Martin 15, Tim Abromaitis 13, Carleton Scott 11*
Had 6 double figure scorers was on 11/22/10 vs. Maine (ND 97 - Maine 72) Tim Abromaitis 26, Scott Martin 15, Ty Nash 13, Ben Hansbrough 11, Carleton Scott 11, Jack Cooley 13*
Had 7 double figure scorers never
Had two double-figure rebounders was on 11/26/10 vs. California (ND 57 - California 44) Carleton Scott 10, Tim Abromaitis 11
Had two players with double-doubles was on 1/23/10 vs. DePaul (ND 87 - DePaul 77) Luke Harangody (24 pts, 11 rebs), Ben Hansbrough (15 pts, 10 rebs), Tyrone Nash (13 pts, 10 rebs)*
Had three players with double-doubles ... was on 11/17/10 vs. Chicago State (ND 102 - Chicago State 62) Tim Abromaitis (21 pts, 10 rebs), Carleton Scott (17 pts, 11 rebs), Tyrone Nash (11 pts, 10 rebs)*
Had two 30-point scorers was on 2/18/06 vs. Seton Hall (ND 102 - Seton Hall 91) Chris Quinn - 34, Colin Falls - 32
Had two 20-point scorers was on 12/19/10 vs. Stony Brook (ND 88 - Stony Brook 62) Tim Abromaitis 22, Carleton Scott 20
Had three 20-point scorers was on 3/8/07 vs. Syracuse (ND 89 - Syracuse 83) Russell Carter 24, Luke Harangody 20, Colin Falls 23
Made 10 three-point field goals was on 12/22/10 vs. UMBC - 10-29 (34.5%) (ND 93 - UMBC 53)*
Committed 10 turnovers or less was on 12/22/10 - 10 turnovers vs. UMBC (ND 93 - UMBC 53)*
Committed 5 turnovers or less was on 1/23/10 - 2 turnovers vs. DePaul (ND 87 - DePaul 77)*
Committed 25 turnovers was on 2/8/00 - 26 turnovers vs. Villanova (ND 69 - Villanova 86)
Forced 25 turnovers was on 11/16/01 - 30 turnovers vs. New Hampshire (ND 95 - New Hampshire 53)

An Irish player had ...

25+ points was on 11/25/10 - Tim Abromaitis (25) vs. Georgia (ND 89 - Georgia 83 - 2OT)*
30+ points was on 2/4/10 - Luke Harangody (37) vs. Cincinnati (ND 83 - Cincinnati 65)*
35+ points was on 2/4/10 - Luke Harangody (37) vs. Cincinnati (ND 83 - Cincinnati 65)*
40+ points was on 2/28/08 - Luke Harangody (40) vs. Louisville (ND 85 - Louisville 90)
15 or more rebounds was on 2/7/10 - Luke Harangody (15) vs. USF (ND 65 - USF 62)*
20 rebounds was on 3/22/08 - Luke Harangody (22) vs. Washington State (ND 41 - Washington State 61)
a "double-double" was on 12/22/10 - Tim Abromaitis (21 pts., 11 rebs.) vs. UMBC (ND 93 - UMBC 53)*
a "triple-double" was on 11/16/01 - Chris Thomas (24 pts, 11 ast, 11 steals) vs. New Hampshire (ND 99 - New Hampshire 53)*
20 points and 10 rebounds was on 12/22/10 - Tim Abromaitis (21 pts., 11 rebs.) vs. UMBC (ND 93 - UMBC 62)*
20 points and 20 rebounds was on 1/8/01 - Troy Murphy (25 pts, 20 rebs) vs. Seton Hall (ND 76 - Seton Hall 78)
10 assists was on 1/18/10 - Tory Jackson (15) vs. Syracuse (ND 71 - Syracuse 84)*
10 blocks was on 11/17/02 - Jordan Cornette (11) vs. Belmont (ND 76 - Belmont 48)*#
10 steals was on 11/16/01 - Chris Thomas (11) vs. New Hampshire (ND 99, New Hampshire 53)*#

An opposing player had ...

25+ points was on 2/17/10 - Samardo Samuels (36), Louisville (2OT) (ND 89 - Louisville 91)
30+ points was on 2/17/10 - Samardo Samuels (36), Louisville (2OT) (ND 89 - Louisville 91)
35+ points was on 2/17/10 - Samardo Samuels (36), Louisville (2OT) (ND 89 - Louisville 91)
40+ points was on 2/8/87 - Danny Manning (40), Kansas (ND 60 - Kansas 70)
15 rebounds was on 1/2/10 - Stanley Robinson (16), Connecticut (ND 70 - Connecticut 82)
20 rebounds was on 1/31/09 - DeJuan Blair (22), Pittsburgh (ND 80 - Pittsburgh 93)
a "double-double" was on 11/26/10 - Allen Crabbe (10 pts., 10 rebs.), California (ND 57 - California 44)
a "triple-double" was on 2/21/06 - Marcus Williams (18 pts, 10 rebs, 13 asts) Connecticut (ND 74 - Connecticut 75 - OT)
20 points and 10 rebounds was on 1/2/10 - Stanley Robinson (22 pts., 16 rebs.), Connecticut (ND 70 - Connecticut 82)
20 points and 20 rebounds was on 1/31/09 - DeJuan Blair (23 pts., 22 rebs.), Pittsburgh (ND 80 - Pittsburgh 93)
10 assists was on 2/11/10 - Eugene Harvey (10), Seton Hall (ND 87 - Seton Hall 90)
10 blocks was on 1/5/08 - Hasheem Thabeet (10), Connecticut (ND 73 - Connecticut 67)*
10 steals was on 1/29/89 - Mark Macon (11), Temple (ND 64 - Temple 60)*

*indicates Notre Dame home game; #school record; @Purcell Pavilion record



The Last Time In A BIG EAST Game...

Notre Dame Recorded a ...

30-Point win..... was on 2/12/09 - ND 90, Louisville 57 (33 points)*
 40-Point win..... never
 50-Point win..... never
 30-Point loss..... was on 1/7/99 - ND 62, Villanova 93 (31 points)

Notre Dame Shot ...

60% on FGs was on 1/6/01 - 60.8% (31-51) vs. Rutgers (ND 87 - Rutgers 80)*
 65% on FGs was on 1/30/02 - 66.7% (34-51) vs. Pittsburgh (ND 89 - Pittsburgh 76)*
 90% on FTs was on 1/30/10 - 90.0% (9-10) vs. Rutgers (ND 73 - Rutgers 74)

Notre Dame ...

Won 5 BIG EAST games in a row..... was from 2/24/10 thru 3/11/10 (6 straight)
 Won 10 BIG EAST games in a row..... never
 Lost 5 BIG EAST games in a row..... was from 1/12/09 thru 2/4/09 - (6 straight)
 Scored 100 points..... was on 2/21/09 (ND 103 - Providence 84)
 - Scored 100 points on the road..... was on 2/21/09 (ND 103 - Providence 84)
 - Scored 100 points on the neutral site never
 - Scored 100 points and lost..... never
 Allowed 100 points was on 1/17/07 vs. Villanova (ND 87 - Villanova 102)
 Scored less than 50 points was on 1/6/07 vs. Georgetown (ND 48 - Georgetown 66)
 Allowed less than 50 points..... was on 3/11/10 vs. Pittsburgh (ND 50 - Pittsburgh 45)*
 Played an Overtime Game..... was on 3/6/10 (OT) at Marquette (ND 63 - Marquette 60)
 - Played in a Multi-Overtime Game..... was on 2/17/10 (2OT) at Louisville (ND 89 - Louisville 91)
 Won on a "last second" shot was on 2/9/03 vs. Pittsburgh (ND 66 - Pittsburgh 64 - Torin Francis layup at 00:00.6)*
 Had 5 double figure scorers..... was on 2/11/10 vs. Seton Hall (ND 87 - Seton Hall 90) Tory Jackson 25, Tim Abromaitis 18, Luke Harangody 13, Tyrone Nash 13, Ben Hansbrough 10
 Had 6 double figure scorers..... never
 Had 7 double figure scorers..... never
 Had two double-figure rebounders was on 1/23/10 vs. DePaul (ND 87 - DePaul 77) Luke Harangody 11, Tyrone Nash 10, Ben Hansbrough 10*
 Had two players with double-doubles was on 1/23/10 vs. DePaul (ND 87 - DePaul 77) Luke Harangody (24 pts, 11 rebs), Ben Hansbrough (15 pts, 10 rebs), Tyrone Nash (13 pts, 10 rebs)*
 Had three players with double-doubles . was on 1/23/10 vs. DePaul (ND 87 - DePaul 77) Luke Harangody (24 pts, 11 rebs), Ben Hansbrough (15 pts, 10 rebs), Tyrone Nash (13 pts, 10 rebs)*
 Had four players with double-doubles...was on 2/9/02 vs. Georgetown (Notre Dame 116, Georgetown 111 - 4OT) - Matt Carroll (30 pts, 10 rebs, Ryan Humphrey (23 pts, 14 rebs), Chris Thomas (22 pts, 12 asts.), Harold Swanagan (11 pts, 10 reb.)
 Had two 30-point scorers was on 2/18/06 vs. Seton Hall (ND 102 - Seton Hall 91) - Chris Quinn - 34, Colin Falls - 32
 Had two 20-point scorers was on 2/17/10 vs. Louisville (2OT) (ND 89 - Louisville 91) Tim Abromaitis 29, Ben Hansbrough 21
 Had three 20-point scorers was on 3/8/07 vs. Syracuse (ND 89 - Syracuse 83) - Russell Carter 24, Luke Harangody 20, Colin Falls 23
 Made 10 three-point field goals was on 2/24/10 - 10-18 (.556) vs. Pittsburgh (ND 68 - Pitt 53)*
 Committed 10 turnovers or less was on 3/10/10 - 10 turnovers vs. Seton Hall (ND 68 - Seton Hall 56)
 Committed 5 turnovers or less was on 1/23/10 - 2 turnovers vs. DePaul (ND 87 - DePaul 77)*
 Committed 25 turnovers was on 2/8/00 - 26 turnovers vs. Villanova (ND 69 - Villanova 86)
 Forced 25 turnovers..... never

An Irish player had ...

25+ points was on 2/17/10 - Tim Abromaitis (29) vs. Louisville (2OT) (ND 89 - Louisville 91)
 30+ points was on 2/4/10 - Luke Harangody (37) vs. Cincinnati (ND 83 - Cincinnati 65)*
 35+ points was on 2/4/10 - Luke Harangody (37) vs. Cincinnati (ND 83 - Cincinnati 65)*
 40+ points was on 2/28/08 - Luke Harangody (40) vs. Louisville (ND 85 - Louisville 90)
 15 or more rebounds..... was on 2/7/10 - Luke Harangody (15) vs. USF (ND 65 - USF 62)*
 20 rebounds was on 1/8/01 - Troy Murphy (20) vs. Seton Hall (ND 76 - Seton Hall 78)
 a "double-double" was on 3/10/10 - Luke Harangody (20 pts., 10 rebs.) vs. Seton Hall (ND 68 - Seton Hall 56)
 a "triple-double" never
 20 points and 10 rebounds..... was on 2/4/10 - Luke Harangody (37 pts., 14 rebs.) vs. Cincinnati (ND 83 - Cincinnati 65)*
 20 points and 10 rebounds..... was on 3/10/10 - Luke Harangody (20 pts., 10 rebs.) vs. Seton Hall (ND 68 - Seton Hall 56)
 10 assists was on 1/18/10 - Tory Jackson (15) vs. Syracuse (ND 71 - Syracuse 84)*
 10 blocks..... never
 10 steals..... never

An opposing player had ...

25+ points was on 2/17/10 - Samardo Samuels (36), Louisville (2OT) (ND 89 - Louisville 91)
 30+ points was on 2/17/10 - Samardo Samuels (36), Louisville (2OT) (ND 89 - Louisville 91)
 35+ points was on 2/17/10 - Samardo Samuels (36), Louisville (2OT) (ND 89 - Louisville 91)
 40+ points never
 15 rebounds was on 1/2/10 - Stanley Robinson (16), Connecticut (ND 70 - Connecticut 82)
 20 rebounds was on 1/31/09 - DeJuan Blair (22), Pittsburgh (ND 80 - Pittsburgh 93)
 a "double-double" was on 3/3/10 - Gavin Edwards (10 pts., 11 rebs.), Connecticut (ND 58 - Connecticut 50)*
 a "triple-double" was on 2/21/06 - Marcus Williams (18 pts, 10 rebs, 13 asts), Connecticut (ND 74 - Connecticut 75 - OT)
 20 points and 10 rebounds..... was on 1/2/10 - Stanley Robinson (22 pts., 16 rebs.), Connecticut (ND 70 - Connecticut 82)
 20 points and 20 rebounds..... was on 1/31/09 - DeJuan Blair (23 pts., 22 rebs.), Pittsburgh (ND 80 - Pittsburgh 93)
 10 assists was on 2/11/10 - Eugene Harvey (10), Seton Hall (ND 87 - Seton Hall 90)
 10 blocks..... was on 1/5/08 - Hasheem Thabeet (10), Connecticut (ND 73 - Connecticut 67)*
 10 steals..... never

Note: Notre Dame began playing as a member of the BIG EAST Conference in 1995-96.

* indicates Notre Dame home game; @ indicates Purcell Pavilion record; # indicates school record





0 Eric Atkins

Freshman • 6-2 • 173
Columbia, Md. • Mount Saint Joseph

Career Games With:

Double Figure Points	4
20-Plus Points	N/A
30-Plus Points	N/A
10-Plus Rebounds	N/A
10-Plus Assists	N/A
Double-Double	N/A

QUICK HITS:

- Played 20 or more minutes in each game of the season
- Registered first points in an Irish uniform against Georgia Southern, posting 9 points on 4-4 shooting, including 1-1 from three-point range
- Reached double figures for the first time with the Irish, recording 10 points against Liberty
- Posted a couple more firsts againsts Chicago State, notching his first start with the Irish while also becoming first freshman to reach double figures in two straight games since Luke Harangody in 2006-07
- Recorded first block of career against Maine
- Matched career high in points during championship game of Old Spice Classic, netting 12 points against the Wisconsin Badgers
- Registered first steal of career against Indiana State
- Pulled down then-career best 5 rebounds against Kentucky in 31 minutes of play
- Broke career high in rebounds against Gonzaga, bringing down 7 boards, while also matching career high in points with 12 in 34 minutes

Season and Career Bests

Points	Season 12 (on three occasions) Career 12 (on three occasions)	FG's	Season 4 (on four occasions) Career 4 (on four occasions)
Rebounds	Season 7 (vs. Gonzaga 12/11/10) Career 7 (vs. Gonzaga 12/11/10)	3PT FG's	Season 2 (on two occasions) Career 2 (on two occasions)
Assists	Season 5 (on three occasions) Career 5 (on three occasions)	FT's	Season 5 (on two occasions) Career 5 (on two occasions)
Steals	Season 1 (on three occasions) Career 1 (on three occasions)	Minutes	Season 38 (vs. Georgia 11/25/10) Career 38 (vs. Georgia 11/25/10)
Blocks	Season 1 (vs. Maine 11/22/10) Career 1 (vs. Maine 11/22/10)		

Game-By-Game Stats

	Start	FG-A	3P-A	FT-A	Reb	PF	TP	A	TO	BK	S	Min
Georgia Southern	4-4	1-1	0-0	3	1	9	3	2	0	0	0	22
Liberty	4-7	2-3	0-0	1	0	10	4	1	0	0	0	22
Chicago State	*	4-7	2-4	2-2	3	3	12	5	1	0	0	32
Maine	1-7	1-3	0-0	3	2	3	5	0	1	0	0	22
Georgia	3-6	1-2	2-2	4	1	9	1	1	0	0	0	38
California	1-2	0-1	2-4	0	2	4	2	1	0	0	0	26
Wisconsin	3-6	1-3	5-6	3	0	12	2	2	0	0	0	28
Indiana State	0-3	0-1	0-0	3	2	0	4	3	0	1	23	
Kentucky	0-4	0-2	4-6	5	2	4	4	1	0	0	0	31
Gonzaga	3-9	1-4	5-10	7	2	12	3	0	0	1	34	
Stony Brook	1-3	0-1	0-0	3	2	2	5	2	0	0	0	29
UMBC	4-8	1-3	0-0	5	0	9	4	0	0	1	22	
Georgetown												
Syracuse												
Connecticut												
St. John's												
Marquette												
St. John's												
Cincinnati												
Marquette												
Pittsburgh												
DePaul												
Rutgers												
Louisville												
USF												
West Virginia												
Providence												
Seton Hall												
Villanova												
Connecticut												

Career Stats vs. BIG EAST

Opponent	GP-GS	Min.	FG-A	3PT-A	FT-A	Reb.	A	PF	B	S	Pts.
Cincinnati	0-0	0	0-0	0-0	0-0	0/0.0	0	0	0	0	0/0.0
Connecticut	0-0	0	0-0	0-0	0-0	0/0.0	0	0	0	0	0/0.0
DePaul	0-0	0	0-0	0-0	0-0	0/0.0	0	0	0	0	0/0.0
Georgetown	0-0	0	0-0	0-0	0-0	0/0.0	0	0	0	0	0/0.0
Louisville	0-0	0	0-0	0-0	0-0	0/0.0	0	0	0	0	0/0.0
Marquette	0-0	0	0-0	0-0	0-0	0/0.0	0	0	0	0	0/0.0
Pittsburgh	0-0	0	0-0	0-0	0-0	0/0.0	0	0	0	0	0/0.0
Providence	0-0	0	0-0	0-0	0-0	0/0.0	0	0	0	0	0/0.0
Rutgers	0-0	0	0-0	0-0	0-0	0/0.0	0	0	0	0	0/0.0
St. John's	0-0	0	0-0	0-0	0-0	0/0.0	0	0	0	0	0/0.0
Seton Hall	0-0	0	0-0	0-0	0-0	0/0.0	0	0	0	0	0/0.0
USF	0-0	0	0-0	0-0	0-0	0/0.0	0	0	0	0	0/0.0
Syracuse	0-0	0	0-0	0-0	0-0	0/0.0	0	0	0	0	0/0.0
Villanova	0-0	0	0-0	0-0	0-0	0/0.0	0	0	0	0	0/0.0
West Virginia	0-0	0	0-0	0-0	0-0	0/0.0	0	0	0	0	0/0.0


Career Statistics

Season	GP-GS	Min	Avg	FG-A	Pct	3FG-A	Pct	FT-A	Pct	O-D-TOT	Avg	PF-FO	Ast	TO	Blk	Stl	Pts	Avg
2010-11	12-1	329	27.4	28-66	.424	10-28	.357	20-30	.667	9-31-40	3.3	17-0	42	14	1	3	86	7.2
TOTAL	12-1	329	27.4	28-66	.424	10-28	.357	20-30	.667	9-31-40	3.3	17-0	42	14	1	3	86	7.2

Career BIG EAST Statistics

Season	GP-GS	Min	Avg	FG-A	Pct	3FG-A	Pct	FT-A	Pct	O-D-TOT	Avg	PF-FO	Ast	TO	Blk	Stl	Pts	Avg
2010-11										Has Not Played								
TOTAL										Has Not Played								





1 Tyrone Nash

Senior • 6-8 • 232

Queens, N.Y. • Lawrence Woodmere Academy & Northfield Mt. Hermon

Career Games With:

Double Figure Points	20
20-Plus Points	N/A
30-Plus Points	N/A
10-Plus Rebounds	5
10-Plus Assists	N/A
Double-Double	3

QUICK HITS:

- Has started in 48 contests over career for the Irish, including a string of 47 consecutive games, both leading the current roster
- Reached double-figures in six contests on the season
- Played 30+ minutes in three contests on the year
- Set a career high in free throws, knocking down 12 against Liberty (on 15 attempts), also tying his then-career high in points with 16 against the Flames
- Posted first double-double of season against Chicago State, going for 11 points and 10 rebounds and set career high for assists with 7
- Matched career high in rebounds, pulling down 11 against Maine, en route to second straight double double (13 points, 11 rebounds)
- Set career high in points with 18 against the Georgia Bulldogs in opening round of Old Spice Classic, playing a season-best 37 minutes

Season and Career Bests

Points	Season 18 (vs. Georgia 11/25/10)	FG's	Season 5 (on two occasions)
Career 18 (vs. Georgia 11/25/10)	Career 6 (vs. Loyola Marymount 12/12/09)	3PT FG's	Season --
Rebounds	Season 11 (vs. Maine 11/22/10)	Career --	FT's
Career 11 (on two occasions)	Career 7 (vs. Chicago State 11/17/10)	Season 12 (vs. Liberty 11/14/10)	Career 12 (vs. Liberty 11/14/10)
Assists	Season 7 (vs. Chicago State 11/17/10)	Minutes	Season 37 (vs. Georgia 11/25/10)
Career 7 (vs. Chicago State 11/17/10)	Career 3 (on three occasions)	Career 38 (vs. St. John's 2/14/10)	
Steals	Season 1 (on four occasions)		
Career 3 (on three occasions)			
Blocks	Season 1 (on three occasions)		
Career 3 (vs. USF 2/7/10)			

Game-By-Game Stats

	Start	FG-A	3P-A	FT-A	Reb	PF	TP	A	TO	BK	S	Min
Georgia Southern	*	2-3	0-0	3-4	2	2	7	1	1	0	1	22
Liberty	*	2-4	0-0	12-15	9	0	16	1	1	0	0	28
Chicago State	*	4-6	0-0	3-4	10	2	11	7	1	0	0	26
Maine	*	1-4	0-0	11-12	11	2	13	5	1	0	0	29
Georgia	*	5-11	0-0	8-12	6	1	18	2	1	1	1	37
California	*	4-11	0-0	3-6	5	4	11	3	4	1	1	33
Wisconsin	*	2-9	0-0	4-7	6	1	8	3	2	0	0	26
Indiana State	*	5-7	0-0	6-9	7	1	16	4	2	1	1	35
Kentucky	*	3-7	0-0	2-4	2	2	8	1	4	0	1	25
Gonzaga	*	1-2	0-0	1-1	1	4	3	5	1	0	1	24
Sony Brook	*	1-4	0-0	2-2	6	2	4	2	2	2	0	26
UMBC	*	1-3	0-0	5-6	7	1	7	1	0	0	0	22
Georgetown												
Syracuse												
Connecticut												
St. John's												
Marquette												
St. John's												
Cincinnati												
Marquette												
Pittsburgh												
DePaul												
Rutgers												
Louisville												
USF												
West Virginia												
Providence												
Seton Hall												
Villanova												
Connecticut												

Career Stats vs. BIG EAST

Opponent	GP-GS	Min.	FG-A	3PT-A	FT-A	Reb.	A	PF	B	S	Pts.
Cincinnati	2-2	39	1-2	0-0	2-5	6/3.0	2	9	0	1	4/2.0
Connecticut	4-2	77	13-28	0-0	2-8	22/5.5	5	6	0	3	28/7.0
DePaul	2-1	34	4-6	0-0	5-7	10/5.0	2	2	0	0	13/6.5
Georgetown	3-1	33	2-3	0-0	4-5	6/2.0	3	2	1	0	8/2.3
Louisville	2-1	42	2-6	0-0	0-2	10/5.0	4	6	1	1	4/2.0
Marquette	3-1	48	4-6	0-0	7-10	11/5.5	3	6	0	2	15/7.5
Pittsburgh	3-1	81	6-11	0-0	9-14	14/4.7	9	4	2	4	21/7.0
Providence	2-1	38	8-13	0-0	0-0	10/5.0	0	6	1	1	16/8.0
Rutgers	2-1	34	6-8	0-0	1-4	3/1.5	2	5	0	3	13/4.3
St. John's	3-1	65	5-10	0-0	6-9	8/2.7	7	5	2	3	16/5.3
Seton Hall	3-2	66	8-14	0-1	6-12	13/4.3	2	6	0	1	22/7.3
USF	4-2	66	7-16	0-0	10-12	18/4.5	3	9	3	2	24/6.0
Syracuse	3-1	21	0-3	0-0	1-2	2/0.7	0	4	0	1	1/0.3
Villanova	2-2	48	5-8	0-0	6-13	17/8.5	3	8	0	1	16/8.0
West Virginia	4-2	86	7-11	0-0	5-11	18/4.5	4	11	1	0	19/4.8

Career Statistics


Season	GP-GS	Min	Avg	FG-A	Pct	3FG-A	Pct	FT-A	Pct	O-D-TOT	Avg	PF-FO	Ast	TO	Blk	Stl	Pts	Avg
2007-08	15-0	59	3.9	6-13	.462	0-1	.000	3-11	.273	8-12-20	1.3	6-0	5	3	1	2	15	1.0
2008-09	34-1	384	11.3	37-73	.507	0-0	.000	27-50	.540	51-70-121	3.6	52-2	23	13	6	15	101	3.0
2009-10	35-35	923	26.4	96-177	.542	0-0	.000	80-133	.602	79-104-183	5.2	101-3	59	48	16	24	272	7.8
2010-11	12-12	333	27.8	31-71	.437	0-0	.000	60-82	.732	27-45-72	6.0	22-0	35	20	5	6	122	10.2
TOTAL	96-48	1699	17.7	170-334	.509	0-1	.000	170-276	.616	165-231-396	4.1	181-5	122	84	28	47	510	5.3

Career BIG EAST Statistics

Season	GP-GS	Min	Avg	FG-A	Pct	3FG-A	Pct	FT-A	Pct	O-D-TOT	Avg	PF-FO	Ast	TO	Blk	Stl	Pts	Avg
2007-08	6-0	9	1.5	1-2	.500	0-1	.000	2-4	.500	1-1-2	0.3	0-0	0	0	0	0	4	0.7
2008-09	16-1	148	9.3	17-30	.567	0-0	.000	5-18	.278	21-26-47	2.9	25-1	7	2	2	6	39	2.4
2009-10	18-18	508	28.2	52-100	.520	0-0	.000	52-77	.675	45-55-100	5.6	59-3	33	21	8	14	156	8.7
2010-11																		
TOTAL	40-19	665	16.6	70-132	.530	0-1	.000	59-99	.596	67-82-149	3.7	84-4	40	23	10	20	199	5.0

Has Not Played





5 Tom Kopko | Senior • 6-2 • 187 Chicago, Ill. • St. Laurence

Career Games With:

Double Figure Points.....	N/A
20-Plus Points.....	N/A
30-Plus Points.....	N/A
10-Plus Rebounds.....	N/A
10-Plus Assists.....	N/A
Double-Double.....	N/A

QUICK HITS:

- Played in six contests on the season (Georgia Southern, Liberty, Chicago State, Maine, Stony Brook, UMBC)
- Matched most career minutes against Chicago State, playing 5 minutes
- Posted first points of the season against Maine, connecting on a three pointer
- Recorded first assist of season against Stony Brook, matching career high
- Made it back-to-back games with an assist against UMBC

Season and Career Bests

Points	Season 3 (vs. Maine 11/22/10)	FG's	Season 1 (vs. Maine 11/22/10)
Career 5 (vs. Northern Illinois 12/8/07)	Career 2 (vs. Northern Illinois 12/8/07)		
Rebounds	Season 1 (on two occasions)	3PT FG's	Season 1 (vs. Maine 11/22/10)
Career 2 (vs. Monmouth 11/16/07)	Career 1 (on three occasions)		
Assists	Season 1 (on two occasions)	FT's	Season --
Career 1 (on four occasions)	Career 1 (vs. Savannah State 12/22/08)		
Steals	Season --	Minutes	Season 5 (vs. Chicago State 11/17/10)
Career 1 (vs. USC Upstate 11/16/08)	Career 5 (on two occasions)		
Blocks	Season --		
Career --			

Game-By-Game Stats

	Start	FG-A	3P-A	FT-A	Reb	PF	TP	A	TO	BK	S	Min
Georgia Southern	0-2	0-1	0-0	0-0	1	0	0	0	0	0	0	3
Liberty	0-0	0-0	0-0	0-0	0	0	0	0	0	0	0	1
Chicago State	0-2	0-1	0-0	0-0	1	0	0	0	0	0	0	5
Maine	1-1	1-1	0-0	0-0	0	0	3	0	0	0	0	3
Georgia												DNP
California												DNP
Wisconsin												DNP
Indiana State												DNP
Kentucky												DNP
Gonzaga												DNP
Stony Brook		0-0	0-0	0-0	0	0	0	1	0	0	0	2
UMBC		0-1	0-1	0-0	0	0	0	1	0	0	0	3
Georgetown												
Syracuse												
Connecticut												
St. John's												
Marquette												
St. John's												
Cincinnati												
Marquette												
Pittsburgh												
DePaul												
Rutgers												
Louisville												
USF												
West Virginia												
Providence												
Seton Hall												
Villanova												
Connecticut												

Career Stats vs. BIG EAST

Opponent	GP-GS	Min.	FG-A	3PT-A	FT-A	Reb.	A	PF	B	S	Pts.
Cincinnati	0-0	0	0-0	0-0	0-0	0/0.0	0	0	0	0	0/0.0
Connecticut	0-0	0	0-0	0-0	0-0	0/0.0	0	0	0	0	0/0.0
DePaul	0-0	0	0-0	0-0	0-0	0/0.0	0	0	0	0	0/0.0
Georgetown	0-0	0	0-0	0-0	0-0	0/0.0	0	0	0	0	0/0.0
Louisville	0-0	0	0-0	0-0	0-0	0/0.0	0	0	0	0	0/0.0
Marquette	0-0	0	0-0	0-0	0-0	0/0.0	0	0	0	0	0/0.0
Pittsburgh	0-0	0	0-0	0-0	0-0	0/0.0	0	0	0	0	0/0.0
Providence	0-0	0	0-0	0-0	0-0	0/0.0	0	0	0	0	0/0.0
Rutgers	0-0	0	0-0	0-0	0-0	0/0.0	0	0	0	0	0/0.0
St. John's	0-0	0	0-0	0-0	0-0	0/0.0	0	0	0	0	0/0.0
Seton Hall	1-0	1	0-0	0-0	0-0	0/0.0	0	0	0	0	0/0.0
South Florida	0-0	0	0-0	0-0	0-0	0/0.0	0	0	0	0	0/0.0
Syracuse	0-0	0	0-0	0-0	0-0	0/0.0	0	0	0	0	0/0.0
Villanova	0-0	0	0-0	0-0	0-0	0/0.0	0	0	0	0	0/0.0
West Virginia	0-0	0	0-0	0-0	0-0	0/0.0	0	0	0	0	0/0.0

Career Statistics

Season	GP-GS	Min	Avg	FG-A	Pct	3FG-A	Pct	FT-A	Pct	O-D-TOT	Avg	PF-FO	Ast	TO	Blk	Stl	Pts	Avg
2007-08	5-0	11	2.2	2-4	.500	1-3	.333	0-1	.000	1-1-2	0.4	1-0	0	0	0	0	5	1.0
2008-09	6-0	12	2.0	3-7	.429	0-3	.000	1-2	.500	0-0-0	0.0	0-0	3	1	0	2	7	1.2
2009-10	8-0	13	1.6	3-6	.500	2-4	.500	0-0	.000	0-0-0	0.0	2-0	0	1	0	0	8	1.0
2010-11	6-0	17	2.8	1-6	.167	1-4	.250	0-0	.000	2-0-2	0.3	0-0	2	0	0	0	3	0.5
TOTAL	25-0	53	2.1	9-23	.391	4-14	.286	1-3	.333	3-1-4	0.2	3-0	5	2	0	2	23	0.9

Career BIG EAST Statistics

Season	GP-GS	Min	Avg	FG-A	Pct	3FG-A	Pct	FT-A	Pct	O-D-TOT	Avg	PF-FO	Ast	TO	Blk	Stl	Pts	Avg	
2007-08	1-0	0	0.0	0-0	.000	0-0	.000	0-0	.000	0-0-0	0.0	0-0	0	0	0	0	0	0.0	
2008-09																			
2009-10																			
2010-11																			
TOTAL	1-0	0	0.0	0-0	.000	0-0	.000	0-0	.000	0-0-0	0.0	0-0	0	0	0	0	0	0.0	





12 Alex Dragicevich | Freshman • 6-8 • 215 Northbrook, Ill. • Glenbrook North

Career Games With:

Double Figure Points.....	N/A
20-Plus Points.....	N/A
30-Plus Points.....	N/A
10-Plus Rebounds.....	N/A
10-Plus Assists.....	N/A
Double-Double.....	N/A

QUICK HITS:

- Played in six games on the season
- Scored first points with the Irish against Georgia Southern, recording 9 points on 2-5 shooting, including a perfect 4-4 from the free throw line
- Also grabbed first rebounds of career against Georgia Southern, pulling down 3 boards in the contest
- Dished out first assist of Irish career against UMBC in a personal-best 11 minutes of play

Season and Career Bests

Points		FG's	
Season	9 (vs. Georgia Southern 11/12/10)	Season	2 (vs. Georgia Southern 11/12/10)
Career	9 (vs. Georgia Southern 11/12/10)	Career	2 (vs. Georgia Southern 11/12/10)
Rebounds		3PT FG's	
Season	3 (vs. Georgia Southern 11/12/10)	Season	1 (vs. Georgia Southern 11/12/10)
Career	3 (vs. Georgia Southern 11/12/10)	Career	1 (vs. Georgia Southern 11/12/10)
Assists		FT's	
Season	1 (vs. UMBC 12/22/10)	Season	4 (vs. Georgia Southern 11/12/10)
Career	1 (vs. UMBC 12/22/10)	Career	4 (vs. Georgia Southern 11/12/10)
Steals		Minutes	
Season	--	Season	11 (vs. UMBC 12/22/10)
Career	--	Career	11 (vs. UMBC 12/22/10)
Blocks			
Season	--		
Career	--		

Game-By-Game Stats

	Start	FG-A	3P-A	FT-A	Reb	PF	TP	A	TO	BK	S	Min
Georgia Southern		2-5	1-2	4-4	3	1	9	0	0	0	0	10
Liberty		0-0	0-0	0-0	0	0	0	0	0	0	0	1
Chicago State		1-2	0-0	2-2	1	0	4	0	0	0	0	7
Maine		0-0	0-0	0-0	1	0	0	0	0	0	0	4
Georgia												DNP
California												DNP
Wisconsin												DNP
Indiana State												DNP
Kentucky												DNP
Gonzaga												DNP
Stony Brook		0-0	0-0	0-0	0	0	0	0	0	0	0	4
UMBC		0-3	0-2	1-2	2	0	1	1	0	0	0	11
Georgetown												
Syracuse												
Connecticut												
St. John's												
Marquette												
St. John's												
Cincinnati												
Marquette												
Pittsburgh												
DePaul												
Rutgers												
Louisville												
USF												
West Virginia												
Providence												
Seton Hall												
Villanova												
Connecticut												

Career Stats vs. BIG EAST

Opponent	GP-GS	Min.	FG-A	3PT-A	FT-A	Reb.	A	PF	B	S	Pts.
Cincinnati	0-0	0	0-0	0-0	0-0	0/0.0	0	0	0	0	0/0.0
Connecticut	0-0	0	0-0	0-0	0-0	0/0.0	0	0	0	0	0/0.0
DePaul	0-0	0	0-0	0-0	0-0	0/0.0	0	0	0	0	0/0.0
Georgetown	0-0	0	0-0	0-0	0-0	0/0.0	0	0	0	0	0/0.0
Louisville	0-0	0	0-0	0-0	0-0	0/0.0	0	0	0	0	0/0.0
Marquette	0-0	0	0-0	0-0	0-0	0/0.0	0	0	0	0	0/0.0
Pittsburgh	0-0	0	0-0	0-0	0-0	0/0.0	0	0	0	0	0/0.0
Providence	0-0	0	0-0	0-0	0-0	0/0.0	0	0	0	0	0/0.0
Rutgers	0-0	0	0-0	0-0	0-0	0/0.0	0	0	0	0	0/0.0
St. John's	0-0	0	0-0	0-0	0-0	0/0.0	0	0	0	0	0/0.0
Seton Hall	0-0	0	0-0	0-0	0-0	0/0.0	0	0	0	0	0/0.0
USF	0-0	0	0-0	0-0	0-0	0/0.0	0	0	0	0	0/0.0
Syracuse	0-0	0	0-0	0-0	0-0	0/0.0	0	0	0	0	0/0.0
Villanova	0-0	0	0-0	0-0	0-0	0/0.0	0	0	0	0	0/0.0
West Virginia	0-0	0	0-0	0-0	0-0	0/0.0	0	0	0	0	0/0.0

Career Statistics

Season	GP-GS	Min	Avg	FG-A	Pct	3FG-A	Pct	FT-A	Pct	O-D-TOT	Avg	PF-FO	Ast	TO	Blk	Stl	Pts	Avg
2010-11	6-0	37	6.2	3-10	.300	1-4	.250	7-8	.875	3-4-7	1.2	1-0	1	0	0	0	14	2.3
TOTAL	6-0	37	6.2	3-10	.300	1-4	.250	7-8	.875	3-4-7	1.2	1-0	1	0	0	0	14	2.3

Career BIG EAST Statistics

Season	GP-GS	Min	Avg	FG-A	Pct	3FG-A	Pct	FT-A	Pct	O-D-TOT	Avg	PF-FO	Ast	TO	Blk	Stl	Pts	Avg
2010-11																		
TOTAL																		





14 Scott Martin | Senior • 6-8 • 219 Valparaiso, Ind. • Valparaiso

Career Games With:

Double Figure Points	17 (4 with ND)
20-Plus Points	N/A
30-Plus Points	N/A
10-Plus Rebounds	N/A
10-Plus Assists	N/A
Double-Double	N/A

QUICK HITS:

- Took to the court for first time since '07-08 season against Georgia Southern, scoring 7 points along with 5 rebounds in 22 minutes of play
- Missed contest against Chicago State due to back spasms
- Returned to starting lineup against Maine, recording first game in double figures with the Irish after scoring 15 points
- Reached double figures for second time on season, scoring 11 points against California in Old Spice Classic second round matchup
- Connected on career-high seven field goals (7-12) against Indiana State en route to a 15-point performance
- Played most minutes of career against Gonzaga, logging 35 minutes of action

Season and Career Bests

Points	Season 15 (on three occasions) Career 17 (vs. Missouri St. 12/23/07)	FG's	Season 7 (vs. Indiana State 11/30/10) Career 7 (vs. Indiana State 11/30/10)
Rebounds	Season 7 (vs. Wisconsin 11/28/10) Career 9 (vs. Northwestern 3/1/08)	3PT FG's	Season 2 (on two occasions) Career 2 (on eight occasions)
Assists	Season 3 (on two occasions) Career 5 (vs. Minnesota 2/27/08)	FT's	Season 7 (vs. California 11/26/10) Career 8 (vs. Florida International 12/29/07)
Steals	Season 2 (vs. Stony Brook 12/19/10) Career 4 (vs. Clemson 11/27/07)	Minutes	Season 35 (vs. Gonzaga 12/11/10) Career 35 (vs. Gonzaga 12/11/10)
Blocks	Season 1 (on two occasions) Career 3 (on two occasions)		

Game-By-Game Stats

	Start	FG-A	3P-A	FT-A	Reb	PF	TP	A	TO	BK	S	Min
Georgia Southern	*	2-7	0-3	3-3	5	4	7	2	2	0	0	22
Liberty	*	2-9	1-5	1-4	3	0	6	3	2	1	1	29
Chicago State												DNP - Injured
Maine	*	6-8	2-3	1-2	5	2	15	3	2	0	0	28
Georgia	*	2-3	0-1	2-4	2	1	6	0	2	0	0	26
California	*	2-8	0-3	7-8	6	1	11	1	0	1	0	26
Wisconsin	*	1-4	0-0	4-5	7	0	6	1	0	0	0	27
Indiana State	*	7-12	1-4	0-1	5	2	15	2	1	0	0	29
Kentucky	*	3-8	1-4	0-0	5	4	7	1	0	0	0	27
Gonzaga	*	3-6	2-3	1-2	3	4	9	2	3	0	0	35
Stony Brook	*	4-6	1-1	0-0	6	1	9	3	0	0	2	21
UMBC	*	6-10	3-5	0-0	3	1	15	0	1	0	0	21
Georgetown												
Syracuse												
Connecticut												
St. John's												
Marquette												
St. John's												
Cincinnati												
Marquette												
Pittsburgh												
DePaul												
Rutgers												
Louisville												
USF												
West Virginia												
Providence												
Seton Hall												
Villanova												
Connecticut												

Career Stats vs. BIG EAST

Opponent	GP-GS	Min.	FG-A	3PT-A	FT-A	Reb.	A	PF	B	S	Pts.
Cincinnati	0-0	0	0-0	0-0	0-0	0/0.0	0	0	0	0	0/0.0
Connecticut	0-0	0	0-0	0-0	0-0	0/0.0	0	0	0	0	0/0.0
DePaul	0-0	0	0-0	0-0	0-0	0/0.0	0	0	0	0	0/0.0
Georgetown	0-0	0	0-0	0-0	0-0	0/0.0	0	0	0	0	0/0.0
Louisville	1-1	22	3-6	0-1	5-8	3/3.0	0	4	0	1	11/11.0
Marquette	0-0	0	0-0	0-0	0-0	0/0.0	0	0	0	0	0/0.0
Pittsburgh	0-0	0	0-0	0-0	0-0	0/0.0	0	0	0	0	0/0.0
Providence	0-0	0	0-0	0-0	0-0	0/0.0	0	0	0	0	0/0.0
Rutgers	0-0	0	0-0	0-0	0-0	0/0.0	0	0	0	0	0/0.0
St. John's	0-0	0	0-0	0-0	0-0	0/0.0	0	0	0	0	0/0.0
Seton Hall	0-0	0	0-0	0-0	0-0	0/0.0	0	0	0	0	0/0.0
USF	0-0	0	0-0	0-0	0-0	0/0.0	0	0	0	0	0/0.0
Syracuse	0-0	0	0-0	0-0	0-0	0/0.0	0	0	0	0	0/0.0
Villanova	0-0	0	0-0	0-0	0-0	0/0.0	0	0	0	0	0/0.0
West Virginia	0-0	0	0-0	0-0	0-0	0/0.0	0	0	0	0	0/0.0

Career Statistics

Season	GP-GS	Min	Avg	FG-A	Pct	3FG-A	Pct	FT-A	Pct	O-D-TOT	Avg	PF-FO	Ast	TO	Blk	Stl	Pts	Avg	
2007-08	32-8	700	21.9	84-225	.373	26-83	.313	78-112	.696	42-79-121	3.8	78-3	44	48	21	31	272	8.5	
2008-09																			
2009-10																			
2010-11	11-11	291	26.5	38-81	.469	11-32	.344	19-29	.655	13-37-50	4.5	20-0	18	13	2	3	106	9.6	
TOTAL	43-19	991	23.0	122-306	.399	37-115	.322	97-141	.688	55-116-171	4.0	98-3	62	61	23	34	378	8.8	

Career BIG EAST Statistics

Season	GP-GS	Min	Avg	FG-A	Pct	3FG-A	Pct	FT-A	Pct	O-D-TOT	Avg	PF-FO	Ast	TO	Blk	Stl	Pts	Avg	
2008-09																			
2009-10																			
2010-11																			
TOTAL	0-0	0	0.0	0-0	.000	0-0	.000	0-0	.000	0-0-0	0.0	0-0	0	0	0	0	0	0.0	





21 Tim Abromaitis | Graduate Student • 6-8 • 235 Unionville, Conn. • Farmington

Career Games With:

Double Figure Points.....	38
20-Plus Points.....	15
30-Plus Points.....	2
10-Plus Rebounds.....	4
10-Plus Assists.....	N/A
Double-Double.....	3

QUICK HITS:

- Has started 38 of the last 39 contests for the Irish
- Reached double-figure points 10 times this season
- Eclipsed 20 points in a game six times this season
- Posted 30+ minutes of action in nine games this season
- Posted first double-double of the season against Chicago State, notching 21 points along with 10 rebounds
- Set career high in assists against Chicago State, dishing out 7 assists
- Had best scoring game of young season, posting 26 points (8-9 FG's, 4-5 3FG's) against Maine
- Named Old Spice Classic tournament MVP along with All-Tournament team member, averaging 14.0 PPG, including a 25-point outburst against Georgia in a career best 46 minutes of play
- Recorded a career best in rebounds, pulling down 11 boards against California in second round of Old Spice Classic
- Selected to the BIG EAST Weekly Honor Roll (Nov. 29 and Dec. 27)
- Posted third double-double of career and second of the season with his 21-point, 11-rebound performance against UMBC

Season and Career Bests

Points	Season 26 (vs. Maine 11/22/10) Career 31 (vs. UCF 12/6/09)	FG's	Season 8 (vs. Maine 11/22/10) Career 11 (vs. Louisville 2/17/10)
Rebounds	Season 11 (on two occasions) Career 11 (on two occasions)	3PT FG's	Season 4 (on three occasions) Career 5 (on three occasions)
Assists	Season 7 (vs. Chicago State 11/17/10) Career 7 (vs. Chicago State 11/17/10)	FT's	Season 9 (vs. Georgia 11/25/10) Career 12 (vs. Seton Hall 2/11/10)
Steals	Season 2 (on two occasions) Career 2 (on four occasions)	Minutes	Season 46 (vs. Georgia 11/25/10) Career 46 (vs. Georgia 11/25/10)
Blocks	Season 2 (on two occasions) Career 2 (on three occasions)		

Game-By-Game Stats

	Start	FG-A	3P-A	FT-A	Reb	PF	TP	A	TO	BK	S	Min
Georgia Southern	*	2-13	1-7	5-6	5	1	10	3	1	0	0	22
Liberty	*	4-12	2-9	3-4	7	2	13	0	2	1	2	34
Chicago State	*	6-15	1-8	8-9	10	0	21	7	0	1	1	30
Maine	*	8-9	4-5	6-6	3	2	26	3	0	0	1	27
Georgia	*	6-11	4-5	9-12	6	4	25	0	2	0	1	46
California	*	2-10	0-4	3-5	11	1	7	2	1	2	0	37
Wisconsin	*	3-11	0-2	4-4	9	2	10	0	2	0	0	36
Indiana State	*	4-11	3-7	2-2	4	3	13	3	1	0	1	33
Kentucky	*	1-7	0-4	2-2	8	1	4	2	1	1	0	31
Gonzaga	*	7-13	4-6	3-3	8	1	21	4	1	0	0	39
Stony Brook	*	8-13	2-5	4-5	8	0	22	3	2	2	1	31
UMBC	*	7-12	3-7	4-5	11	0	21	2	3	2	2	26
Georgetown												
Syracuse												
Connecticut												
St. John's												
Marquette												
St. John's												
Cincinnati												
Marquette												
Pittsburgh												
DePaul												
Rutgers												
Louisville												
USF												
West Virginia												
Providence												
Seton Hall												
Villanova												
Connecticut												

Career Stats vs. BIG EAST

Opponent	GP-GS	Min.	FG-A	3PT-A	FT-A	Reb.	A	PF	B	S	Pts.
Cincinnati	2-2	66	11-20	4-5	12-15	11/5.5	4	6	1	3	38/19.0
Connecticut	2-1	70	7-21	2-9	2-2	8/4.0	2	4	0	2	18/9.0
DePaul	1-1	33	9-16	5-9	7-8	6/6.0	3	0	0	1	30/30.0
Georgetown	2-1	36	7-19	1-9	6-6	4/2.0	3	2	2	1	21/10.5
Louisville	1-1	45	11-18	2-4	5-6	5/5.0	0	4	1	0	29/29.0
Marquette	2-1	44	6-18	1-9	7-8	9/4.5	4	0	0	0	20/10.0
Pittsburgh	2-2	73	7-15	3-6	7-8	7/3.5	1	2	2	0	24/12.0
Providence	1-1	30	8-14	5-8	1-2	7/7.0	1	2	0	0	22/22.0
Rutgers	1-1	39	6-13	3-7	2-2	10/10.0	2	4	0	0	17/17.0
St. John's	1-1	39	7-11	4-6	6-8	6/6.0	1	1	0	1	24/24.0
Seton Hall	3-2	66	5-13	3-7	14-14	14/4.7	2	5	0	0	27/9.0
USF	2-2	63	7-16	3-8	1-1	8/4.0	5	3	0	1	18/9.0
Syracuse	1-1	38	10-17	5-11	1-2	2/2.0	3	4	1	0	26/26.0
Villanova	1-1	37	3-13	2-8	8-10	5/5.0	2	3	0	0	16/16.0
West Virginia	2-2	64	6-14	3-7	9-11	11/5.5	2	6	0	2	24/12.0

Career Statistics

Season	GP-GS	Min	Avg	FG-A	Pct	3FG-A	Pct	FT-A	Pct	O-D-TOT	Avg	PF-FO	Ast	TO	Blk	Stl	Pts	Avg
2007-08	12-0	40	3.3	6-21	.286	1-8	.125	7-7	1.000	5-7-12	1.0	5-0	3	4	1	1	20	1.7
2008-09										Did Not Play								
2009-10	35-26	1104	31.5	183-370	.495	81-189	.429	117-134	.873	43-123-166	4.7	76-1	52	42	11	17	564	16.1
2010-11	12-12	392	32.7	58-137	.423	24-69	.348	53-63	.841	18-72-90	7.5	17-0	29	16	9	9	193	16.1
TOTAL	59-38	1536	26.0	247-528	.468	106-266	.398	177-204	.868	66-202-268	4.5	98-1	84	62	21	27	777	13.2

Career BIG EAST Statistics

Season	GP-GS	Min	Avg	FG-A	Pct	3FG-A	Pct	FT-A	Pct	O-D-TOT	Avg	PF-FO	Ast	TO	Blk	Stl	Pts	Avg
2007-08	3-0	5	1.7	1-2	.500	0-1	.000	2-2	1.000	0-0-0	0.0	1-0	1	1	0	0	4	1.3
2008-09										Did Not Play								
2009-10	18-17	647	35.9	102-217	.470	45-109	.413	78-90	.867	28-74-102	5.7	37-1	34	25	6	9	327	18.2
2010-11										Has Not Played								
TOTAL	21-17	652	31.0	103-219	.470	45-110	.409	80-92	.870	28-74-102	4.9	38-1	35	26	6	9	331	15.8





22 Jerian Grant | Freshman • 6-5 • 185 Bowie, Md. • DeMatha

Career Games With:

Double Figure Points.....	N/A
20-Plus Points.....	N/A
30-Plus Points.....	N/A
10-Plus Rebounds.....	N/A
10-Plus Assists.....	N/A
Double-Double.....	N/A

QUICK HITS:

- Has not played during the 2010-11 season
- Missed first four game of the season while recovering from injury

Season and Career Bests

Points		FG's	
Season	--	Season	--
Career	--	Career	--
Rebounds		3PT FG's	
Season	--	Season	--
Career	--	Career	--
Assists		FT's	
Season	--	Season	--
Career	--	Career	--
Steals		Minutes	
Season	--	Season	--
Career	--	Career	--
Blocks			
Season	--		
Career	--		

Game-By-Game Stats

	Start	FG-A	3P-A	FT-A	Reb	PF	TP	A	TO	BK	S	Min
Georgia Southern												DNP - Injured
Liberty												DNP - Injured
Chicago State												DNP - Injured
Maine												DNP - Injured
Georgia												DNP
California												DNP
Wisconsin												DNP
Indiana State												DNP
Kentucky												DNP
Gonzaga												DNP
Stony Brook												DNP
UMBC												
Georgetown												
Syracuse												
Connecticut												
St. John's												
Marquette												
St. John's												
Cincinnati												
Marquette												
Pittsburgh												
DePaul												
Rutgers												
Louisville												
USF												
West Virginia												
Providence												
Seton Hall												
Villanova												
Connecticut												

Career Stats vs. BIG EAST

Opponent	GP-GS	Min.	FG-A	3PT-A	FT-A	Reb.	A	PF	B	S	Pts.
Cincinnati	0-0	0	0-0	0-0	0-0	0/0.0	0	0	0	0	0/0.0
Connecticut	0-0	0	0-0	0-0	0-0	0/0.0	0	0	0	0	0/0.0
DePaul	0-0	0	0-0	0-0	0-0	0/0.0	0	0	0	0	0/0.0
Georgetown	0-0	0	0-0	0-0	0-0	0/0.0	0	0	0	0	0/0.0
Louisville	0-0	0	0-0	0-0	0-0	0/0.0	0	0	0	0	0/0.0
Marquette	0-0	0	0-0	0-0	0-0	0/0.0	0	0	0	0	0/0.0
Pittsburgh	0-0	0	0-0	0-0	0-0	0/0.0	0	0	0	0	0/0.0
Providence	0-0	0	0-0	0-0	0-0	0/0.0	0	0	0	0	0/0.0
Rutgers	0-0	0	0-0	0-0	0-0	0/0.0	0	0	0	0	0/0.0
St. John's	0-0	0	0-0	0-0	0-0	0/0.0	0	0	0	0	0/0.0
Seton Hall	0-0	0	0-0	0-0	0-0	0/0.0	0	0	0	0	0/0.0
USF	0-0	0	0-0	0-0	0-0	0/0.0	0	0	0	0	0/0.0
Syracuse	0-0	0	0-0	0-0	0-0	0/0.0	0	0	0	0	0/0.0
Villanova	0-0	0	0-0	0-0	0-0	0/0.0	0	0	0	0	0/0.0
West Virginia	0-0	0	0-0	0-0	0-0	0/0.0	0	0	0	0	0/0.0

Career Statistics

Season	GP-GS	Min	Avg	FG-A	Pct	3FG-A	Pct	FT-A	Pct	O-D-TOT	Avg	PF-FO	Ast	TO	Blk	Stl	Pts	Avg	
2010-11																			Has Not Played
TOTAL																			Has Not Played

Career BIG EAST Statistics

Season	GP-GS	Min	Avg	FG-A	Pct	3FG-A	Pct	FT-A	Pct	O-D-TOT	Avg	PF-FO	Ast	TO	Blk	Stl	Pts	Avg	
2010-11																			Has Not Played
TOTAL																			Has Not Played





23 Ben Hansbrough | Senior • 6-3 • 203 Poplar Bluff, Mo. • Poplar Bluff

Career Games With:

Double Figure Points60 (34 at ND)
 20-Plus Points.....11 (7 at ND)
 30-Plus Points.....N/A
 10-Plus Rebounds.....1 (1 at ND)
 10-Plus Assists2 (2 at ND)
 Double-Double2 (2 at ND)

QUICK HITS:

- Has started all 47 contests since putting on an Irish uniform
- Recorded his eighth career 20-point game in the season-opener against Georgia Southern
- Has reached double figures in points in 11 contests this season, including four times reaching the 20-point mark
- Has led the team in scoring in five games this season
- Tied a then-career high with 5 three pointers against Liberty, marking the fourth time he had hit that many three's
- Set a new career high in three pointers against Chicago State, drilling 6-10 from beyond the arc
- Set a season high for assists on the season when he dished out 9 against Maine
- Posted best rebounding total of the season, recording an identical 6 boards in back-to-back games at the Old Spice Classic against California and Wisconsin
- Recorded career best 24 points against Indiana State, aided by knocking down a career high 8 field goals (8-12)
- Selected to the BIG EAST Weekly Honor Roll (Nov. 22)

Season and Career Bests

Points	Season 24 (vs. Indiana State 11/30/10)	FG's	Season 8 (vs. Indiana State 11/30/10)
Career 24 (vs. Indiana State 11/30/10)	Career 8 (vs. Indiana State 11/30/10)		
Rebounds	Season 6 (vs. California 11/26/10)	3PT FG's	Season 6 (vs. Chicago State 11/17/10)
Career 10 (vs. DePaul 1/23/10)	Career 10 (vs. Chicago State 11/17/10)		
Assists	Season 9 (vs. Maine 11/22/10)	FT's	Season 6 (on three occasions)
Career 10 (on two occasions)	Career 10 (vs. Louisville 2/17/10)		
Steals	Season 2 (on two occasions)	Minutes	Season 45 (vs. Georgia 11/25/10)
Career 4 (on four occasions)	Career 48 (vs. Louisville 2/17/10)		
Blocks	Season --		
Career 1 (on five occasions)			

Game-By-Game Stats

	Start	FG-A	3P-A	FT-A	Reb	PF	TP	A	TO	BK	S	Min
Georgia Southern	*	7-10	4-7	2-2	3	3	20	4	2	0	2	24
Liberty	*	7-13	5-8	0-0	2	3	19	4	1	0	1	34
Chicago State	*	7-13	6-10	2-5	5	2	22	6	2	0	0	30
Maine	*	2-7	1-2	6-6	2	2	11	9	3	0	0	30
Georgia	*	3-9	1-3	6-9	5	4	13	2	5	0	0	45
California	*	1-3	1-3	4-6	6	3	7	1	2	0	1	30
Wisconsin	*	4-10	1-4	1-1	6	2	10	1	1	0	1	38
Indiana State	*	8-12	4-5	4-4	2	2	24	5	4	0	1	33
Kentucky	*	7-15	5-9	2-3	0	4	21	2	3	0	1	38
Gonzaga	*	3-7	1-2	6-9	3	2	13	3	2	0	1	36
Stony Brook	*	4-14	2-7	4-4	4	2	14	8	0	0	1	28
UMBC	*	3-9	1-6	3-4	3	1	10	3	2	0	2	23
Georgetown												
Syracuse												
Connecticut												
St. John's												
Marquette												
St. John's												
Cincinnati												
Marquette												
Pittsburgh												
DePaul												
Rutgers												
Louisville												
USF												
West Virginia												
Providence												
Seton Hall												
Villanova												
Connecticut												

Career Stats vs. BIG EAST

Opponent	GP-GS	Min.	FG-A	3PT-A	FTA	Reb.	A	PF	B	S	Pts.
Cincinnati	2-2	78	7-17	3-12	3-6	9/4.5	14	6	0	2	20/10.0
Connecticut	2-2	78	4-19	3-10	9-12	7/3.5	3	9	0	6	20/10.0
DePaul	1-1	34	4-9	2-4	5-7	10/10.0	7	1	0	0	15/15.0
Georgetown	1-1	39	7-10	3-5	4-5	3/3.0	4	3	1	1	21/21.0
Louisville	1-1	48	4-14	3-10	10-12	8/8.0	3	1	0	2	21/21.0
Marquette	1-1	42	1-6	0-5	2-2	2/2.0	3	4	0	1	4/4.0
Pittsburgh	2-2	74	8-16	2-7	2-3	12/6.0	7	5	1	1	20/10.0
Providence	1-1	39	3-8	1-5	3-5	8/8.0	10	2	1	0	10/10.0
Rutgers	1-1	37	6-12	3-4	3-3	5/5.0	5	3	0	4	18/18.0
St. John's	1-1	40	5-8	3-4	0-0	4/4.0	3	3	0	0	13/13.0
Seton Hall	2-2	72	6-16	3-9	2-3	6/3.0	5	5	1	1	17/8.5
USF	2-2	75	5-15	3-8	3-6	8/4.0	5	5	0	0	16/8.0
Syracuse	1-1	31	2-7	2-7	3-3	1/1.0	2	4	0	0	9/9.0
Villanova	1-1	19	2-3	1-2	2-2	1/1.0	2	5	0	1	7/7.0
West Virginia	2-2	79	7-16	5-9	4-8	11/5.5	13	3	0	2	23/11.5


Career Statistics

Season	GP-GS	Min	Avg	FG-A	Pct	3FG-A	Pct	FT-A	Pct	O-D-TOT	Avg	PF-FO	Ast	TO	Blk	Stl	Pts	Avg
2006-07	35-9	827	23.6	75-175	.429	47-114	.440	58-74	.784	15-83-98	2.8	60-1	112	65	0	35	255	7.3
2007-08	30-28	1005	33.5	98-236	.415	62-173	.358	56-71	.789	20-95-115	3.8	68-2	77	48	2	31	314	10.5
2008-09										Did Not Play Due To Transfer Rules								
2009-10	35-35	1241	35.5	129-284	.454	67-162	.414	94-129	.729	29-107-136	3.9	82-2	153	63	5	37	419	12.0
2010-11	12-12	389	32.4	56-122	.459	32-66	.485	40-53	.755	10-31-41	3.4	30-0	48	27	0	11	184	15.3
TOTAL	112-84	3462	30.9	358-817	.438	208-515	.404	248-327	.758	74-316-390	3.5	240-5	390	203	7	114	1172	10.5

Career BIG EAST Statistics

Season	GP-GS	Min	Avg	FG-A	Pct	3FG-A	Pct	FT-A	Pct	O-D-TOT	Avg	PF-FO	Ast	TO	Blk	Stl	Pts	Avg
2009-10	18-18	670	37.2	62-149	.416	31-86	.360	50-70	.714	18-69-87	4.8	52-2	76	36	3	19	205	11.4
2010-11										Has Not Played								
TOTAL	18-18	670	37.2	62-149	.416	31-86	.360	50-70	.714	18-69-87	4.8	52-2	76	36	3	19	205	11.4





25 Tom Knight | Sophomore • 6-10 • 253 Dixfield, Maine • Dirigo

Career Games With:

Double Figure Points.....	N/A
20-Plus Points.....	N/A
30-Plus Points.....	N/A
10-Plus Rebounds.....	N/A
10-Plus Assists.....	N/A
Double-Double.....	N/A

QUICK HITS:

- After sitting out last season, scored first points of Irish career against Georgia Southern in a 7-point, 4-rebound performance over his 9 minutes of game time
- Has seen playing time in six games on the year (Georgia Southern, Liberty, Chicago State, Maine, Stony Brook, UMBC)
- Recorded first block of Irish career against Chicago State
- Tied career bests in points (7), field goals (3), blocks (1) along with minutes (9), while also setting a new best with 5 rebounds against UMBC

Season and Career Bests

Points	Season 7 (on two occasions) Career 7 (on two occasions)	FG's	Season 3 (on two occasions) Career 3 (on two occasions)
Rebounds	Season 5 (vs. UMBC 12/22/10) Career 5 (vs. UMBC 12/22/10)	3PT FG's	Season -- Career --
Assists	Season 1 (on two occasions) Career 1 (on two occasions)	FT's	Season 1 (on two occasions) Career 1 (on two occasions)
Steals	Season -- Career --	Minutes	Season 9 (on two occasions) Career 9 (on two occasions)
Blocks	Season 1 (on two occasions) Career 1 (on two occasions)		

Game-By-Game Stats

	Start	FG-A	3P-A	FT-A	Reb	PF	TP	A	TO	BK	S	Min
Georgia Southern		3-3	0-0	1-1	4	1	7	1	1	0	0	9
Liberty		0-1	0-0	0-0	1	0	0	1	0	0	0	1
Chicago State		0-2	0-0	0-0	2	0	0	0	0	1	0	7
Maine		1-2	0-0	0-0	0	0	2	0	0	0	0	6
Georgia												DNP
California												DNP
Wisconsin												DNP
Indiana State												DNP
Kentucky												DNP
Gonzaga												DNP
Stony Brook		0-2	0-0	0-0	1	0	0	0	0	0	0	4
UMBC		3-5	0-0	1-1	5	0	7	0	0	1	0	9
Georgetown												
Syracuse												
Connecticut												
St. John's												
Marquette												
St. John's												
Cincinnati												
Marquette												
Pittsburgh												
DePaul												
Rutgers												
Louisville												
USF												
West Virginia												
Providence												
Seton Hall												
Villanova												
Connecticut												

Career Stats vs. BIG EAST

Opponent	GP-GS	Min.	FG-A	3PT-A	FT-A	Reb.	A	PF	B	S	Pts.
Cincinnati	0-0	0	0-0	0-0	0-0	0/0.0	0	0	0	0	0/0.0
Connecticut	0-0	0	0-0	0-0	0-0	0/0.0	0	0	0	0	0/0.0
DePaul	0-0	0	0-0	0-0	0-0	0/0.0	0	0	0	0	0/0.0
Georgetown	0-0	0	0-0	0-0	0-0	0/0.0	0	0	0	0	0/0.0
Louisville	0-0	0	0-0	0-0	0-0	0/0.0	0	0	0	0	0/0.0
Marquette	0-0	0	0-0	0-0	0-0	0/0.0	0	0	0	0	0/0.0
Pittsburgh	0-0	0	0-0	0-0	0-0	0/0.0	0	0	0	0	0/0.0
Providence	0-0	0	0-0	0-0	0-0	0/0.0	0	0	0	0	0/0.0
Rutgers	0-0	0	0-0	0-0	0-0	0/0.0	0	0	0	0	0/0.0
St. John's	0-0	0	0-0	0-0	0-0	0/0.0	0	0	0	0	0/0.0
Seton Hall	0-0	0	0-0	0-0	0-0	0/0.0	0	0	0	0	0/0.0
USF	0-0	0	0-0	0-0	0-0	0/0.0	0	0	0	0	0/0.0
Syracuse	0-0	0	0-0	0-0	0-0	0/0.0	0	0	0	0	0/0.0
Villanova	0-0	0	0-0	0-0	0-0	0/0.0	0	0	0	0	0/0.0
West Virginia	0-0	0	0-0	0-0	0-0	0/0.0	0	0	0	0	0/0.0


Career Statistics

Season	GP-GS	Min	Avg	FG-A	Pct	3FG-A	Pct	FT-A	Pct	O-D-TOT	Avg	PF-FO	Ast	TO	Blk	Stl	Pts	Avg	
2009-10										Did Not Play									
2010-11	6-0	36	6.0	7-15	.467	0-0	.000	2-2	1.000	6-7-13	2.2	1-0	2	1	2	0	16	2.7	
TOTAL	6-0	36	6.0	7-15	.467	0-0	.000	2-2	1.000	6-7-13	2.2	1-0	2	1	2	0	16	2.7	

Career BIG EAST Statistics

Season	GP-GS	Min	Avg	FG-A	Pct	3FG-A	Pct	FT-A	Pct	O-D-TOT	Avg	PF-FO	Ast	TO	Blk	Stl	Pts	Avg	
2009-10										Did Not Play									
2010-11										Has Not Played									
TOTAL										Has Not Played									





32 Joey Brooks | Sophomore • 6-6 • 215 Houston, Texas • Strake Jesuit Prep School

Career Games With:

Double Figure Points	1
20-Plus Points	N/A
30-Plus Points	N/A
10-Plus Rebounds	N/A
10-Plus Assists	N/A
Double-Double	N/A

QUICK HITS:

- Has played in 11 games on season
- Recorded double-digit minutes of action in six contests this season
- Played career high in minutes in the season opener against Georgia Southern, seeing 19 minutes of action (7 points, 3 rebounds)
- Also set career high in steals against Georgia Southern with 3
- Matched his career high of four rebounds against Chicago State
- Pulled down personal best four rebounds for second time on the season and third time of career, while setting passing off a career-high three assists against UMBC

Season and Career Bests

Points	7 (vs. Georgia Southern 11/12/10) 12 (vs. Bucknell 12/22/09)	FG's	3 (vs. Georgia Southern 11/12/10) 3 (on two occasions)
Rebounds	4 (on two occasions) 4 (on three occasions)	3PT FG's	1 (vs. Georgia Southern 11/12/10) 1 (on five occasions)
Assists	3 (vs. UMBC 12/22/10) 3 (vs. UMBC 12/22/10)	FT's	3 (vs. Chicago State 11/17/10) 6 (vs. Bucknell 12/22/09)
Steals	3 (vs. Georgia Southern 11/12/10) 3 (vs. Georgia Southern 11/12/10)	Minutes	19 (vs. Georgia Southern 11/12/10) 19 (vs. Georgia Southern 11/12/10)
Blocks	-- --		

Game-By-Game Stats

	Start	FG-A	3P-A	FT-A	Reb	PF	TP	A	TO	BK	S	Min
Georgia Southern	3-7	1-4	0-0	0-0	3	2	7	2	1	0	3	19
Liberty	2-2	0-0	0-0	0-0	3	1	4	1	0	0	0	12
Chicago State	1-6	0-4	3-6	4	0	5	1	2	0	1	17	
Maine	0-0	0-0	0-0	0	2	0	1	1	0	0	9	
Georgia	0-0	0-0	0-0	0	0	0	0	1	0	0	2	
California	0-0	0-0	0-0	0	1	0	0	0	0	0	5	
Wisconsin												DNP
Indiana State	0-0	0-0	2-4	3	1	2	1	0	0	0	11	
Kentucky	0-0	0-0	0-0	0	0	0	0	0	0	0	4	
Gonzaga	0-0	0-0	0-2	0	0	0	0	0	0	1	1	
Stony Brook	3-5	0-0	0-0	2	2	6	1	2	0	0	10	
UMBC	0-4	0-1	0-0	4	1	0	3	3	0	0	17	
Georgetown												
Syracuse												
Connecticut												
St. John's												
Marquette												
St. John's												
Cincinnati												
Marquette												
Pittsburgh												
DePaul												
Rutgers												
Louisville												
USF												
West Virginia												
Providence												
Seton Hall												
Villanova												
Connecticut												

Career Stats vs. BIG EAST

Opponent	GP-GS	Min.	FG-A	3PT-A	FT-A	Reb.	A	PF	B	S	Pts.
Cincinnati	2-0	3	1-1	1-1	0-0	1/0.5	0	0	0	0	3/1.5
Connecticut	2-0	1	0-0	0-0	0-0	1/0.5	1	1	0	0	0/0.0
DePaul	1-0	2	0-0	0-0	0-0	1/1.0	0	0	0	0	0/0.0
Georgetown	0-0	0	0-0	0-0	0-0	0/0.0	0	0	0	0	0/0.0
Louisville	1-0	2	0-0	0-0	0-0	0/0.0	0	1	0	0	0/0.0
Marquette	0-0	0	0-0	0-0	0-0	0/0.0	0	0	0	0	0/0.0
Pittsburgh	0-0	0	0-0	0-0	0-0	0/0.0	0	0	0	0	0/0.0
Providence	0-0	0	0-0	0-0	0-0	0/0.0	0	0	0	0	0/0.0
Rutgers	1-0	3	0-1	0-0	0-0	0/0.0	0	0	0	1	0/0.0
St. John's	1-0	5	0-0	0-0	2-2	0/0.0	0	0	0	0	2/2.0
Seton Hall	2-0	8	1-1	0-0	1-2	0/0.0	0	2	0	1	3/1.5
USF	0-0	0	0-0	0-0	0-0	0/0.0	0	0	0	0	0/0.0
Syracuse	0-0	0	0-0	0-0	0-0	0/0.0	0	0	0	0	0/0.0
Villanova	1-0	7	1-2	0-0	0-0	0/0.0	1	0	0	1	2/2.0
West Virginia	1-0	9	2-3	1-1	0-0	0/0.0	0	1	0	0	5/5.0

Career Statistics

Season	GP-GS	Min	Avg	FG-A	Pct	3FG-A	Pct	FT-A	Pct	O-D-TOT	Avg	PF-FO	Ast	TO	Blk	Stl	Pts	Avg
2009-10	22-0	86	3.9	15-31	.484	4-7	.571	11-16	.688	5-4-9	0.4	12-0	4	5	0	9	45	2.0
2010-11	11-0	107	9.7	9-24	.375	1-9	.111	5-12	.417	5-14-19	1.7	10-0	10	10	0	5	24	2.2
TOTAL	33-0	193	5.8	24-55	.436	5-16	.313	16-28	.571	10-18-28	0.8	22-0	14	15	0	14	69	2.1

Career BIG EAST Statistics

Season	GP-GS	Min	Avg	FG-A	Pct	3FG-A	Pct	FT-A	Pct	O-D-TOT	Avg	PF-FO	Ast	TO	Blk	Stl	Pts	Avg
2009-10	11-0	39	3.5	5-8	.625	2-2	1.000	3-4	.750	0-3-3	0.3	5-0	2	1	0	3	15	1.4
2010-11										Has Not Played								
TOTAL	11-0	39	3.5	5-8	.625	2-2	1.000	3-4	.750	0-3-3	0.3	5-0	2	1	0	3	15	1.4





33 Mike Broghammer | Sophomore • 6-9 • 248 Orono, Minn. • Hopkins

Career Games With:

Double Figure Points.....	N/A
20-Plus Points.....	N/A
30-Plus Points.....	N/A
10-Plus Rebounds.....	N/A
10-Plus Assists.....	N/A
Double-Double.....	N/A

QUICK HITS:

- Matched career high in points and minutes in season opener against Georgia Southern, recording 5 points in 11 minutes of action
- Set career high in rebounds against Chicago State, pulling down four boards in the contest
- Recorded first assist of season in a career-tying 11 minutes of action against UMBC

Season and Career Bests

Points	Season 5 (vs. Georgia Southern 11/12/10) Career 5 (on three occasions)	FG's	Season 2 (on two occasions) Career 2 (on five occasions)
Rebounds	Season 4 (vs. Chicago State 11/17/10) Career 4 (vs. Chicago State 11/17/10)	3PT FG's	Season -- Career 1 (vs. Bucknell 12/22/09)
Assists	Season 1 (vs. UMBC 12/22/10) Career 1 (on three occasions)	FT's	Season 1 (on two occasions) Career 1 (on six occasions)
Steals	Season -- Career 2 (vs. Louisville 2/17/10)	Minutes	Season 11 (on two occasions) Career 11 (on three occasions)
Blocks	Season 1 (vs. Georgia Southern 11/12/10) Career 1 (on two occasions)		

Game-By-Game Stats

	Start	FG-A	3P-A	FT-A	Reb	PF	TP	A	TO	BK	S	Min
Georgia Southern		2-6	0-0	1-2	2	4	5	0	0	1	0	11
Liberty		0-1	0-0	0-0	1	0	0	0	0	0	0	1
Chicago State		2-4	0-0	0-2	4	3	4	0	1	0	0	10
Maine		0-0	0-0	0-0	0	0	0	0	1	0	0	4
Georgia												DNP
California												DNP
Wisconsin												DNP
Indiana State												DNP
Kentucky												DNP
Gonzaga		0-0	0-0	0-0	0	0	0	0	0	0	0	1
Sony Brook		2-4	0-0	0-0	0	0	4	0	0	0	0	9
UMBC		1-4	0-0	1-2	3	1	3	1	0	0	0	11
Georgetown												
Syracuse												
Connecticut												
St. John's												
Marquette												
St. John's												
Cincinnati												
Marquette												
Pittsburgh												
DePaul												
Rutgers												
Louisville												
USF												
West Virginia												
Providence												
Seton Hall												
Villanova												
Connecticut												

Career Stats vs. BIG EAST

Opponent	GP-GS	Min.	FG-A	3PT-A	FT-A	Reb.	A	PF	B	S	Pts.
Cincinnati	0-0	0	0-0	0-0	0-0	0/0.0	0	0	0	0	0/0.0
Connecticut	1-0	1	0-0	0-0	0-0	0/0.0	0	0	0	0	0/0.0
DePaul	0-0	0	0-0	0-0	0-0	0/0.0	0	0	0	0	0/0.0
Georgetown	0-0	0	0-0	0-0	0-0	0/0.0	0	0	0	0	0/0.0
Louisville	1-0	10	1-2	0-0	0-0	1/1.0	0	5	0	2	2/2.0
Marquette	0-0	0	0-0	0-0	0-0	0/0.0	0	0	0	0	0/0.0
Pittsburgh	1-0	3	0-1	0-0	0-0	0/0.0	0	0	0	0	0/0.0
Providence	0-0	0	0-0	0-0	0-0	0/0.0	0	0	0	0	0/0.0
Rutgers	0-0	0	0-0	0-0	0-0	0/0.0	0	0	0	0	0/0.0
St. John's	0-0	0	0-0	0-0	0-0	0/0.0	0	0	0	0	0/0.0
Seton Hall	0-0	0	0-0	0-0	0-0	0/0.0	0	0	0	0	0/0.0
USF	0-0	0	0-0	0-0	0-0	0/0.0	0	0	0	0	0/0.0
Syracuse	0-0	0	0-0	0-0	0-0	0/0.0	0	0	0	0	0/0.0
Villanova	0-0	0	0-0	0-0	0-0	0/0.0	0	0	0	0	0/0.0
West Virginia	0-0	0	0-0	0-0	0-0	0/0.0	0	0	0	0	0/0.0


Career Statistics

Season	GP-GS	Min	Avg	FG-A	Pct	3FG-A	Pct	FT-A	Pct	O-D-TOT	Avg	PF-FO	Ast	TO	Blk	Stl	Pts	Avg
2009-10	13-0	71	5.5	10-22	.455	1-4	.250	3-7	.429	8-6-14	1.1	13-1	2	4	1	4	24	1.8
2010-11	7-0	47	6.7	7-19	.368	0-0	.000	2-6	.333	6-4-10	1.4	8-0	1	2	1	0	16	2.3
TOTAL	20-0	118	5.9	17-41	.415	1-4	.250	5-13	.385	14-10-24	1.2	21-1	3	6	2	4	40	2.0

Career BIG EAST Statistics

Season	GP-GS	Min	Avg	FG-A	Pct	3FG-A	Pct	FT-A	Pct	O-D-TOT	Avg	PF-FO	Ast	TO	Blk	Stl	Pts	Avg
2009-10	3-0	14	4.7	1-3	.333	0-0	.000	0-0	.000	1-0-1	0.3	5-1	0	1	0	2	2	0.7
2010-11										Has Not Played								
TOTAL	3-0	14	4.7	1-3	.333	0-0	.000	0-0	.000	1-0-1	0.3	5-1	0	1	0	2	2	0.7





34 Carleton Scott | Senior • 6-8 • 218 San Antonio, Texas • James Madison

Career Games With:

Double Figure Points.....	14
20-Plus Points.....	2
30-Plus Points.....	N/A
10-Plus Rebounds.....	7
10-Plus Assists.....	N/A
Double-Double.....	6

QUICK HITS:

- Has started in 21 consecutive contests for the Irish
- Has reached double figures in points 10 times this season, all coming consecutively (Chicago State through UMBC)
- Recorded first double-double of the season against Chicago State, posting 17 points (matched then-career high) along with a team-leading 11 rebounds
- Also matched career high in three-point field goals with three against the Cougars
- Tied career high in three pointers the following game against Maine, netting three more
- Posted back-to-back double-doubles at the Old Spice Classic against Georgia (11 pts., 11 rebs.) and California (16 pts., 10 rebs.) and finished tourney with 12 points against Wisconsin, earning a spot on All-Tournament Team
- Tied career high with 4 blocks against Indiana State, while also reaching double figures in the sixth-straight contest
- Set career high in points against Gonzaga with 23, aided by a career best 8 free throws
- Was a perfect 8-8 from the field and 4-4 from three-point range (20 points) while recording a career-high five assists against Stony Brook
- Selected to the BIG EAST Weekly Honor Roll (Dec. 20)
- Dished out a career-best 6 assists against UMBC

Season and Career Bests

Points	Season 23 (vs. Gonzaga 12/11/10) Career 23 (vs. Gonzaga 12/11/10)	FG's	Season 6 (on two occasions) Career 7 (vs. Georgetown 2/27/10)
Rebounds	Season 11 (on two occasions) Career 14 (vs. Connecticut 3/3/10)	3PT FG's	Season 3 (on three occasions) Career 3 (on four occasions)
Assists	Season 6 (vs. UMBC 12/22/10) Career 6 (vs. UMBC 12/22/10)	FT's	Season 8 (vs. Gonzaga 12/11/10) Career 8 (vs. Gonzaga 12/11/10)
Steals	Season 2 (vs. California 11/26/10) Career 2 (on two occasions)	Minutes	Season 38 (on two occasions) Career 42 (at Marquette 3/6/10)
Blocks	Season 4 (vs. Indiana State 11/30/10) Career 4 (on two occasions)		

Game-By-Game Stats

	Start	FG-A	3P-A	FT-A	Reb	PF	TP	A	TO	BK	S	Min
Georgia Southern	*	2-3	0-1	2-2	7	4	6	4	0	0	1	20
Liberty	*	2-6	0-3	0-2	6	3	4	2	3	2	0	25
Chicago State	*	6-8	3-4	2-2	11	4	17	3	2	3	1	23
Maine	*	4-7	3-4	0-0	2	1	11	0	0	2	1	24
Georgia	*	5-12	1-6	0-0	11	5	11	3	4	0	0	38
California	*	5-17	0-9	6-6	10	1	16	2	1	3	2	35
Wisconsin	*	4-8	2-5	2-2	7	3	12	0	2	3	0	38
Indiana State	*	4-7	1-3	2-2	8	4	11	2	1	4	0	35
Kentucky	*	4-11	0-4	2-3	8	3	10	1	0	2	0	31
Gonzaga	*	6-9	3-5	8-9	4	1	23	2	1	1	0	21
Stony Brook	*	8-8	4-4	0-0	4	0	20	5	1	0	0	26
UMBC	*	4-7	2-4	2-2	4	0	12	6	1	3	1	22
Georgetown												
Syracuse												
Connecticut												
St. John's												
Marquette												
St. John's												
Cincinnati												
Marquette												
Pittsburgh												
DePaul												
Rutgers												
Louisville												
USF												
West Virginia												
Providence												
Seton Hall												
Villanova												
Connecticut												

Career Stats vs. BIG EAST

Opponent	GP-GS	Min.	FG-A	3PT-A	FT-A	Reb.	A	PF	B	S	Pts.
Cincinnati	3-0	35	5-10	1-4	0-1	7/2.3	0	6	2	1	11/3.7
Connecticut	4-1	55	4-12	2-6	2-4	16/4.0	4	3	4	1	12/3.0
DePaul	1-0	8	0-2	0-1	0-0	1/1.0	0	0	0	0	0/0.0
Georgetown	1-1	35	7-8	3-4	0-0	9/9.0	3	3	3	2	17/17.0
Louisville	3-1	37	2-5	1-2	4-4	7/2.3	1	5	4	1	9/3.0
Marquette	1-1	42	5-10	1-3	3-4	13/13.0	1	2	0	0	14/14.0
Pittsburgh	2-1	53	5-7	2-3	0-0	5/2.5	2	8	1	1	12/6.0
Providence	2-0	3	0-0	0-0	0-0	1/0.5	0	2	0	0	0/0.0
Rutgers	1-0	0	0-0	0-0	0-0	0/0	0	0	0	0	0/0.0
St. John's	2-0	28	3-6	1-2	0-0	6/3.0	3	4	1	0	7/3.5
Seton Hall	2-1	31	6-11	1-4	0-0	11/5.5	1	5	1	1	13/6.5
USF	2-0	17	1-1	1-1	0-0	6/3.0	1	2	2	0	3/1.5
Syracuse	2-0	20	1-5	0-2	0-0	9/4.5	2	3	0	0	2/1.0
Villanova	2-0	13	0-1	0-1	0-0	2/1.0	1	3	3	1	0/0.0
West Virginia	2-1	35	3-7	2-5	0-0	5/2.5	2	2	1	0	8/4.0

Career Statistics

Season	GP-GS	Min	Avg	FG-A	Pct	3FG-A	Pct	FT-A	Pct	O-D-TOT	Avg	PF-FO	Ast	TO	Blk	Stl	Pts	Avg	
2007-08										Did Not Play									
2008-09	20-0	90	4.5	20-31	.645	3-7	.429	7-9	.778	6-17-23	1.2	10-0	7	2	3	5	50	2.5	
2009-10	34-9	641	18.9	68-138	.493	19-54	.352	16-21	.762	45-112-157	4.6	63-3	37	29	37	16	171	5.0	
2010-11	12-12	338	28.2	54-103	.524	19-52	.365	26-30	.867	15-67-82	6.8	29-1	30	16	23	6	153	12.8	
TOTAL	66-21	1069	16.2	142-272	.522	41-113	.363	49-60	.817	66-196-262	4.0	102-4	74	47	63	27	374	5.7	

Career BIG EAST Statistics

Season	GP-GS	Min	Avg	FG-A	Pct	3FG-A	Pct	FT-A	Pct	O-D-TOT	Avg	PF-FO	Ast	TO	Blk	Stl	Pts	Avg	
2007-08										Did Not Play									
2008-09	11-0	16	1.5	4-6	.667	1-2	.500	0-0	.000	0-5-5	0.5	3-0	0	0	1	0	9	0.8	
2009-10	17-5	317	18.6	29-65	.446	13-30	.433	9-13	.692	20-60-80	4.7	32-1	18	11	19	7	80	4.7	
2010-11										Has Not Played									
TOTAL	28-5	333	11.9	33-71	.465	14-32	.438	9-13	.692	20-65-85	3.0	35-1	18	11	20	7	89	3.2	





45 Jack Cooley | Sophomore • 6-9 • 244 Glenview, Ill. • Glenbrook South

Career Games With:

Double Figure Points.....	2
20-Plus Points.....	N/A
30-Plus Points.....	N/A
10-Plus Rebounds.....	N/A
10-Plus Assists.....	N/A
Double-Double.....	N/A

QUICK HITS:

- Played 10+ minutes in eight games on the season
- Recorded double figure points for the first time in Irish career against Georgia Southern, netting 11 points
- Set career high in points (13) and field goals (6) against Maine, along with matching his career high in blocks with two
- Recorded season-best 18 minutes against Georgia in opening round of Old Spice Classic
- Matched career high with 2 steals against Gonzaga in 9 minutes of play

Season and Career Bests

Points	Season 13 (vs. Maine 11/22/10) Career 13 (vs. Maine 11/22/10)	FG's	Season 6 (vs. Maine 11/22/10) Career 6 (vs. Maine 11/22/10)
Rebounds	Season 6 (vs. Georgia Southern 11/12/10) Career 8 (vs. Bucknell 12/22/09)	3PT FG's	Season -- Career --
Assists	Season 2 (on two occasions) Career 2 (on two occasions)	FT's	Season 3 (on two occasions) Career 3 (on two occasions)
Steals	Season 2 (vs. Gonzaga 12/11/10) Career 2 (on two occasions)	Minutes	Season 18 (vs. Georgia 11/25/10) Career 19 (vs. Louisville 2/17/10)
Blocks	Season 2 (vs. Maine 11/22/10) Career 2 (vs. Bucknell 12/22/09)		

Game-By-Game Stats

	Start	FG-A	3P-A	FT-A	Reb	PF	TP	A	TO	BK	S	Min
Georgia Southern	4-5	0-0	3-3	6	2	11	1	0	1	0	0	16
Liberty	0-0	0-0	0-0	4	2	0	0	2	0	0	0	12
Chicago State	3-4	0-0	0-2	5	1	6	0	0	1	0	0	13
Maine	6-7	0-0	1-1	5	2	13	0	2	2	0	0	14
Georgia	2-5	0-0	3-4	4	0	7	2	0	0	0	0	18
California	0-3	0-0	1-2	2	2	1	1	0	1	0	0	8
Wisconsin	0-0	0-0	0-0	2	0	0	0	0	0	0	0	7
Indiana State	0-0	0-0	0-0	0	1	0	0	0	0	0	0	1
Kentucky	2-3	0-0	0-2	5	3	4	2	1	0	0	0	13
Gonzaga	1-2	0-0	0-0	1	3	2	0	0	1	2	9	
Stony Brook	3-4	0-0	1-1	3	1	7	0	0	1	0	0	10
UMBC	3-3	0-0	2-2	4	3	8	0	0	0	0	0	13
Georgetown												
Syracuse												
Connecticut												
St. John's												
Marquette												
St. John's												
Cincinnati												
Marquette												
Pittsburgh												
DePaul												
Rutgers												
Louisville												
USF												
West Virginia												
Providence												
Seton Hall												
Villanova												
Connecticut												

Career Stats vs. BIG EAST

Opponent	GP-GS	Min.	FG-A	3PT-A	FT-A	Reb.	A	PF	B	S	Pts.
Cincinnati	1-0	1	0-0	0-0	0-0	0/0.0	0	0	0	0	0/0.0
Connecticut	2-0	9	1-2	0-0	1-2	3/1.5	0	2	0	0	3/1.5
DePaul	0-0	0	0-0	0-0	0-0	0/0.0	0	0	0	0	0/0.0
Georgetown	1-0	12	2-2	0-0	0-0	3/3.0	0	0	0	0	4/4.0
Louisville	1-0	19	1-1	0-0	0-1	5/5.0	0	5	1	2	2/2.0
Marquette	0-0	0	0-0	0-0	0-0	0/0.0	0	0	0	0	0/0.0
Pittsburgh	1-0	13	0-1	0-0	0-1	4/4.0	0	3	1	0	0/0.0
Providence	0-0	0	0-0	0-0	0-0	0/0.0	0	0	0	0	0/0.0
Rutgers	0-0	0	0-0	0-0	0-0	0/0.0	0	0	0	0	0/0.0
St. John's	1-0	1	0-0	0-0	0-0	0/0.0	0	0	0	0	0/0.0
Seton Hall	0-0	2	0-0	0-0	0-0	0/0.0	0	0	0	0	0/0.0
USF	1-0	0	0-0	0-0	0-0	0/0.0	0	1	0	0	0/0.0
Syracuse	0-0	0	0-0	0-0	0-0	0/0.0	0	0	0	0	0/0.0
Villanova	1-0	3	0-0	0-0	0-0	0/0.0	0	0	0	0	0/0.0
West Virginia	0-0	0	0-0	0-0	0-0	0/0.0	0	0	0	0	0/0.0

Career Statistics

Season	GP-GS	Min	Avg	FG-A	Pct	3FG-A	Pct	FT-A	Pct	O-D-TOT	Avg	PF-FO	Ast	TO	Blk	Stl	Pts	Avg
2009-10	21-0	111	5.3	8-20	.400	0-0	.000	4-12	.333	22-15-37	1.8	19-1	1	4	5	3	20	1.0
2010-11	12-0	134	11.2	24-36	.667	0-0	.000	11-17	.647	21-20-41	3.4	20-0	6	5	7	3	59	4.9
TOTAL	33-0	245	7.4	32-56	.571	0-0	.000	15-29	.517	43-35-78	2.4	39-1	7	9	12	6	79	2.4

Career BIG EAST Statistics


Season	GP-GS	Min	Avg	FG-A	Pct	3FG-A	Pct	FT-A	Pct	O-D-TOT	Avg	PF-FO	Ast	TO	Blk	Stl	Pts	Avg
2009-10	9-0	59	6.6	4-6	.667	0-0	.000	1-4	.250	7-8-15	1.7	14-1	0	1	2	2	9	1.0
2010-11										Has Not Played								
TOTAL	9-0	59	6.6	4-6	.667	0-0	.000	1-4	.250	7-8-15	1.7	14-1	0	1	2	2	9	1.0



GAME #1	NOTRE DAME		98								
	GEORGIA SOUTHERN		61								
November 12, 2010 • Notre Dame, Ind.											
Purcell Pavilion at the Joyce Center											
Georgia Southern	FG-A	3FG-A	FTA	REB	PF	TP	A	TO	BK	ST	MIN
Marvin Baynham	1-2	0-0	0-0	1-3-4	5	2	0	1	0	0	18
Cameron Baskerville	0-2	0-1	0-0	0-0-0	3	0	1	2	1	1	13
Ben Drayton III	3-10	2-6	2-2	0-3-0	0	10	4	5	0	1	35
Eric Ferguson	6-11	0-1	14-16	2-3-5	4	26	1	5	0	1	37
Jelani Hewitt	1-6	1-4	0-1	1-1-2	4	3	2	2	0	1	23
Rory Spencer	5-10	0-0	8-13	2-5-7	3	18	2	1	2	1	34
Tre Bussey	0-6	0-2	0-0	2-3-5	2	0	1	1	0	0	28
Zuri James	0-1	0-1	2-2	0-0-0	0	2	0	0	0	0	3
Sam Mike	0-0	0-0	0-0	0-0-0	3	0	0	0	0	0	9
Team	0-1-1										
Totals	16-48	3-15	26-34	8-19-27	24	61	11	17	3	4	200
Total FG%	1st Half: 5-23, 21.7%		2nd Half: 11-25, 44.0%		Game: 33.3%						
3-PT FG%	1st Half: 1-10, 10.0%		2nd Half: 2-5, 40.0%		Game: 20.0%						
FT %	1st Half: 12-15, 80.0%		2nd Half: 14-19, 73.7%		Game: 76.5%						
Deadball Rebounds: 3											
Notre Dame	FG-A	3FG-A	FTA	REB	PF	TP	A	TO	BK	ST	MIN
Tyrone Nash	2-3	0-0	3-4	0-2-2	2	7	1	1	0	1	22
Tim Abramaitis	2-13	1-7	5-6	1-4-5	1	10	3	1	0	1	22
Carleton Scott	2-3	0-1	2-2	1-6-7	4	6	4	0	0	1	20
Scott Martin	2-7	0-3	3-3	1-4-5	4	7	2	2	0	0	22
Ben Hansbrough	7-10	4-7	2-2	0-3-3	3	20	4	2	0	2	24
Eric Atkins	4-4	1-1	0-0	0-3-3	1	9	3	2	0	0	22
Tom Kopko	0-2	0-1	0-0	1-0-1	0	0	0	0	0	0	3
Alex Dragicevich	2-5	1-2	4-4	1-2-3	1	9	0	0	0	0	10
Tom Knight	3-3	0-0	1-1	3-1-4	1	7	1	1	0	0	9
Joey Brooks	3-7	1-4	0-0	2-1-3	2	7	2	1	0	3	19
Mike Broghammer	2-6	0-0	1-2	2-0-2	4	5	0	0	1	0	11
Jack Cooley	4-5	0-0	3-3	4-2-6	2	11	1	0	1	1	16
Team	1-1-2										
Totals	33-68	8-26	24-27	17-29-46	25	98	21	10	2	8	200
Total FG%	1st Half: 20-33, 60.6%		2nd Half: 13-35, 37.1%		Game: 48.5%						
3-PT FG%	1st Half: 5-13, 38.5%		2nd Half: 3-13, 23.1%		Game: 30.8%						
FT %	1st Half: 17-19, 89.5%		2nd Half: 7-8, 87.5%		Game: 88.9%						
Deadball Rebounds: 2											
SCORE BY PERIODS	1		2		F						
Georgia Southern	23	38	61								
Notre Dame	62	36	98								
OFFICIALS: William McCarthy, Mike Roberts, Chris Beaver											
TECHNICALS: Georgia Southern - None. Notre Dame - None.											
ATTENDANCE: 8,165											
Notes: Notre Dame improved to 88-18 all-time in season openers and 37-6 in openers at Purcell Pavilion ... The Irish are 11-0 all-time in season opener under Mike Brey ... Notre Dame improved to 20-1 all-time against team from the Southern Conference ... Notre Dame's 98 points were the highest point-total in a season-opening game since a 99-53 victory over New Hampshire to open the 2001-02 campaign ... The 37-point win was the largest point in a season opener since a 43-point win (92-49) against IPFW to start the 2006-07 season ... The 62 first-half points matched the most in a first half under Mike Brey ... Notre Dame held Georgia Southern to just five field goals in the first half which matched the fewest by an Irish team under Brey ... Ben Hansbrough scored his 1,000 career point and topped the 20-plus point mark for the eighth time in his career ... Jack Cooley's 11 points were a career high and the first time that he had scored in double figures.											

GAME #3	NOTRE DAME		102								
	CHICAGO STATE		62								
November 17, 2010 • Notre Dame, Ind.											
Purcell Pavilion at the Joyce Center											
Chicago State	FG-A	3FG-A	FTA	REB	PF	TP	A	TO	BK	ST	MIN
Carl Montgomery	6-16	1-2	1-2	3-4-7	2	14	0	2	0	1	29
Hajji Martin	4-6	0-0	6-10	3-5-8	3	14	0	1	0	1	22
Christian Wall	4-12	2-5	4-4	0-4-4	4	14	5	2	1	2	35
Victor Scott	3-7	2-6	1-2	0-0-0	3	9	4	0	0	0	31
Antonio Lofton	0-3	0-2	1-2	0-1-1	3	1	4	3	0	0	18
Steve Martin Jr.	0-0	0-0	0-0	0-0-0	0	0	1	1	0	0	9
Ardarius Simmons	1-4	0-1	0-0	0-1-1	2	2	2	2	0	0	18
Jonathan Montgomery	3-9	2-4	0-0	0-1-1	4	8	1	0	0	1	24
Quincy Ukaigwe	0-3	0-0	0-0	0-3-3	3	0	0	0	0	0	11
Pawal Kielbasa	0-1	0-0	0-0	0-1-1	1	0	0	0	0	0	3
Team	1-1-2										
Totals	21-61	7-20	13-20	7-21-28	25	62	17	11	1	5	200
Total FG%	1st Half: 10-31, 32.3%		2nd Half: 11-30, 36.7%		Game: 34.4%						
3-PT FG%	1st Half: 6-14, 42.9%		2nd Half: 1-6, 16.7%		Game: 35.0%						
FT %	1st Half: 5-8, 62.5%		2nd Half: 8-12, 66.7%		Game: 65.0%						
Deadball Rebounds: 1											
Notre Dame	FG-A	3FG-A	FTA	REB	PF	TP	A	TO	BK	ST	MIN
Tyrone Nash	4-6	0-0	3-4	6-4-10	2	11	7	1	0	0	26
Tim Abramaitis	6-15	1-8	8-9	3-7-10	0	21	7	0	1	1	30
Carleton Scott	6-8	3-4	2-2	2-9-11	4	17	3	2	3	1	23
Eric Atkins	4-7	2-4	2-2	1-2-3	3	12	5	1	0	0	32
Ben Hansbrough	7-13	6-10	2-5	1-4-5	2	22	6	2	0	0	30
Tom Kopko	0-2	0-1	0-0	1-0-1	0	0	0	0	0	0	7
Alex Dragicevich	1-2	0-0	2-2	0-1-1	0	4	0	0	0	0	7
Tom Knight	0-2	0-0	0-0	0-2-2	0	0	0	0	1	0	7
Joey Brooks	1-6	0-4	3-6	1-3-4	0	5	1	2	0	1	17
Mike Broghammer	2-4	0-0	0-2	2-2-4	3	4	0	1	0	0	10
Jack Cooley	3-4	0-0	0-2	3-2-5	1	6	0	0	1	0	13
Team	0-3-3										
Totals	34-69	12-31	22-34	20-39-59	15	102	29	9	6	3	200
Total FG%	1st Half: 18-33, 54.5%		2nd Half: 16-36, 44.4%		Game: 49.3%						
3-PT FG%	1st Half: 4-15, 26.7%		2nd Half: 8-16, 50.0%		Game: 38.7%						
FT %	1st Half: 12-20, 60.0%		2nd Half: 10-14, 71.4%		Game: 64.7%						
Deadball Rebounds: 6											
SCORE BY PERIODS	1		2		F						
Chicago State	31	31	62								
Notre Dame	52	50	102								
OFFICIALS: Paul Janssen, Gene Steratore, Lamar Simpson											
TECHNICALS: Chicago State - None. Notre Dame - None.											
ATTENDANCE: 6,252											
Notes: Eric Atkins started in place of Scott Martin who missed the game due to back spasms ... It marked the first time an Irish freshman had started a game since the 2006-07 season ... Ben Hansbrough topped the 20-point mark for the second time this season and ninth time in his career ... He also has reached double figures in 52 career outings (26 times at Notre Dame) ... His six three-pointers were a career high ... Tim Abramaitis and Tyrone Nash each notched their second career double ... Carleton Scott posted his fourth career double ... Notre Dame had three players with double doubles for the first time since Jan. 23, 2010 vs. DePaul ... Abramaitis registered his ninth career 20-plus point outing ... Notre Dame recorded its first 40-plus point victory since a 108-62 victory over Northern Illinois on Dec. 8, 2007 ... Notre Dame reached the 100-plus point mark for the 13th time during the Mike Brey era ... The Irish improved to 33-0 all-time in home games at Purcell Pavilion at the Joyce Center during the month of November under Brey.											

GAME #2	NOTRE DAME		72								
	LIBERTY		51								
November 14, 2010 • Notre Dame, Ind.											
Purcell Pavilion at the Joyce Center											
Liberty	FG-A	3FG-A	FTA	REB	PF	TP	A	TO	BK	ST	MIN
Sommy Ogukwe	1-2	0-0	0-2	0-3-3	4	2	0	0	0	0	12
Evam Gordon	3-16	1-9	2-3	1-2-3	4	9	4	3	0	0	32
Dan Minaya	5-10	0-1	2-2	2-2-4	0	12	0	1	0	0	23
John Brown	5-11	0-0	0-0	5-7-12	4	10	2	3	0	3	33
Jesse Sanders	2-5	0-2	0-0	1-4-5	2	4	5	3	0	0	29
Chene Phillips	2-3	1-1	0-0	1-0-1	1	5	1	1	0	0	12
James Spencer	0-0	0-0	0-0	0-0-0	0	0	1	0	0	0	2
Jeremy Anderson	0-0	0-0	0-0	0-0-0	1	0	0	1	0	0	8
Joel Vander Pol	0-1	0-0	0-0	0-0-0	4	0	0	0	0	0	6
Antwan Burrus	0-3	0-0	0-0	0-1-1	5	0	1	2	1	0	19
John Caleb Sanders	3-5	3-4	0-0	1-0-1	1	9	0	1	0	0	10
Carle McCasters	0-3	0-0	0-0	1-2-3	0	0	0	0	1	0	14
Team	2-1-3										
Totals	21-59	5-17	4-7	14-22-36	26	51	14	15	2	3	200
Total FG%	1st Half: 10-26, 38.5%		2nd Half: 11-33, 33.3%		Game: 35.6%						
3-PT FG%	1st Half: 2-8, 25.0%		2nd Half: 3-9, 33.3%		Game: 29.4%						
FT %	1st Half: 0-0, 00.0%		2nd Half: 4-7, 57.1%		Game: 57.1%						
Deadball Rebounds: 1											
Notre Dame	FG-A	3FG-A	FTA	REB	PF	TP	A	TO	BK	ST	MIN
Tyrone Nash	2-4	0-0	12-15	4-5-9	0	16	1	1	0	0	28
Tim Abramaitis	4-12	2-9	3-4	1-6-7	2	13	0	2	1	2	34
Carleton Scott	2-6	0-3	0-2	2-4-6	3	4	2	3	2	0	25
Scott Martin	2-9	1-5	1-4	2-1-3	0	6	3	2	1	1	29
Ben Hansbrough	7-13	5-8	0-0	0-2-2	3	19	4	1	0	1	34
Eric Atkins	4-7	2-3	0-0	0-1-1	0	10	4	1	0	0	22
Tom Kopko	0-0	0-0	0-0	0-0-0	0	0	0	0	0	0	1
Alex Dragicevich	0-0	0-0	0-0	0-0-0	0	0	0	0	0	0	1
Tom Knight	0-1	0-0	0-0	1-0-1	0	0	1	0	0	0	1
Joey Brooks	2-2	0-0	0-0	1-2-3	1	4	1	0	0	0	12
Mike Broghammer	0-1	0-0	0-0	1-0-1	0	0	0	0	0	0	1
Jack Cooley	0-0	0-0	0-0	2-2-4	0	0	0	2	0	0	12
Team	1-1-2										
Totals	23-55	10-28	16-25	16-26-42	11	72	16	12	4	4	200
Total FG%	1st Half: 12-27, 44.4%		2nd Half: 11-28, 39.3%		Game: 41.8%						
3-PT FG%	1st Half: 7-15, 46.7%		2nd Half: 3-13, 23.1%		Game: 35.7%						
FT %	1st Half: 10-15, 66.7%		2nd Half: 6-10, 60.0%		Game: 64.0%						

GAME #5		NOTRE DAME	89
		GEORGIA	83

November 25, 2010 • Orlando, Fla. (Old Spice Classic)
HP Fieldhouse at the ESPN Wide World of Sports Complex

Georgia	FG-A	3FG-A	FTA	REB	PF	TP	A	TO	BK	ST	MIN
Chris Barnes	1-1	0-0	0-0	1-4-5	3	2	0	0	0	1	19
Jeremy Price	0-0	0-0	3-4	1-3-4	5	3	1	0	1	1	20
Travis Leslie	9-16	1-3	4-6	5-4-9	4	23	3	2	0	5	47
Dustin Ware	3-13	3-13	0-0	0-1-1	2	9	5	1	0	1	45
Gerald Robinson	7-18	2-8	0-3	2-0-2	4	16	5	3	0	0	44
Marcus Thornton	1-1	0-0	0-0	0-0-0	0	2	0	1	0	0	4
Matt Bucklin	0-0	0-0	0-0	0-0-0	0	0	0	0	0	0	0+
Donte Williams	0-0	0-0	0-0	0-0-0	0	0	0	0	0	0	3
Connor Nolte	3-4	0-1	1-1	0-2-2	5	7	2	0	0	1	24
Sherrard Brantley	3-7	2-5	0-0	0-1-1	1	8	0	1	0	0	11
Trey Thompkins	5-13	1-4	2-6	2-8-10	3	13	3	4	3	1	33
Team				5-0-5							
Totals	32-73	9-34	10-20	16-23-39	27	83	19	12	4	9	250
Total FG%	1st Half: 15-29, 51.7%		2nd Half: 10-27, 37.0%		OT: 7-17, 41.2%						Game: 43.8%
3-PT FG%	1st Half: 4-14, 28.6%		2nd Half: 3-13, 23.1%		OT: 2-7, 28.6%						Game: 26.5%
FT %	1st Half: 3-3, 100.0%		2nd Half: 2-12, 16.7%		OT: 5-5, 100.0%						Game: 50.0%
Deadball Rebounds:	4										

Notre Dame	FG-A	3FG-A	FTA	REB	PF	TP	A	TO	BK	ST	MIN
Tyrone Nash	5-11	0-0	8-12	2-4-6	1	18	2	1	1	1	37
Tim Abromaitis	6-11	4-5	9-12	0-6-6	4	25	0	2	0	1	46
Carleton Scott	5-12	1-6	0-0	2-9-11	5	11	3	4	0	0	38
Scott Martin	2-3	0-1	2-4	0-2-2	1	6	0	2	0	0	26
Ben Hansbrough	3-9	1-3	6-9	3-2-5	4	13	2	5	0	0	45
Eric Atkins	3-6	1-2	2-2	1-3-4	1	9	1	1	0	0	38
Joey Brooks	0-0	0-0	0-0	0-0-0	0	0	0	1	0	0	2
Jack Cooley	2-5	0-0	3-4	3-1-4	0	7	2	0	0	0	18
Team				2-2-4							
Totals	26-57	7-17	30-43	13-29-42	16	89	10	16	1	2	250
Total FG%	1st Half: 9-24, 37.5%		2nd Half: 11-19, 57.9%		OT: 6-14, 42.9%						Game: 45.6%
3-PT FG%	1st Half: 3-10, 30.0%		2nd Half: 2-3, 66.7%		OT: 2-4, 50.0%						Game: 41.2%
FT %	1st Half: 4-8, 50.0%		2nd Half: 13-21, 61.9%		OT: 13-14, 92.9%						Game: 69.8%
Deadball Rebounds:	8;2										

SCORE BY PERIODS	1	2	OT	OT2	F
Georgia	37	25	7	14	83
Notre Dame	25	37	7	20	89

OFFICIALS: John Higgins, Marc Ellard, Rick Hartzell
TECHNICALS: Georgia - None. Notre Dame - None.
ATTENDANCE: 2,973

Notes: This was just the second meeting ever between the Irish and Bulldogs ... Mike Brey improved to 9-7 all-time versus teams from the SEC ... The Irish improved to 16-6 in in-season tournaments under Brey ... Notre Dame trailed at halftime for the first time this season and trailed by as many as 13 points in the second half ... The Irish used a 11-0 run to take the lead with 8:38 remaining ... The Irish improved to 6-7 all-time in overtime contests under Brey and this was the sixth double-overtime contest ... Notre Dame's last double-overtime victory was a 93-92 win over Georgetown at home on Dec. 1, 2003 ... Tim Abromaitis' 25 points marked the first time in his career that he scored 20-plus points in three consecutive games ... Tyrone Nash's 18 points marked a career high ... Carleton Scott registered his second double-double in the last three games.

GAME #7		NOTRE DAME	58
		WISCONSIN	51

November 28, 2010 • Orlando, Fla. (Old Spice Classic)
HP Fieldhouse at the ESPN Wide World of Sports Complex

Wisconsin	FG-A	3FG-A	FTA	REB	PF	TP	A	TO	BK	ST	MIN
Jon Leuer	6-16	3-7	4-4	1-4-5	1	19	1	2	0	1	38
Mike Bruesewitz	0-2	0-0	0-0	2-0-2	4	0	0	0	0	0	16
Keaton Nankivil	4-7	1-3	0-0	2-2-4	3	9	2	0	5	2	34
Jordan Taylor	6-19	2-7	0-0	0-4-4	5	14	5	1	0	0	38
Josh Gasser	0-3	0-1	0-0	0-3-3	5	0	2	0	0	0	22
Ben Brust	0-0	0-0	0-0	0-0-0	1	0	0	0	0	0	0+
Ryan Evans	1-3	0-0	0-0	1-4-5	1	2	1	0	0	0	16
Tim Jarmusz	1-4	1-4	0-0	0-1-1	1	3	1	0	0	2	21
Rob Wilson	0-1	0-1	0-0	0-3-3	0	0	2	0	0	0	9
Jared Berggren	2-2	0-0	0-0	0-1-1	1	4	0	1	0	0	6
Team				0-0-0							
Totals	20-57	7-23	4-4	6-22-28	22	51	14	4	5	5	200
Total FG%	1st Half: 9-31, 29.0%		2nd Half: 11-26, 42.3%								Game: 35.1%
3-PT FG%	1st Half: 1-10, 10.0%		2nd Half: 6-13, 46.2%								Game: 30.4%
FT %	1st Half: 0-0, 00.0%		2nd Half: 4-4, 100.0%								Game: 100.0%
Deadball Rebounds:	1;1										

Notre Dame	FG-A	3FG-A	FTA	REB	PF	TP	A	TO	BK	ST	MIN
Tyrone Nash	2-9	0-0	4-7	4-2-6	1	8	3	2	0	0	26
Tim Abromaitis	3-11	0-2	4-4	1-8-9	2	10	0	2	0	0	36
Carleton Scott	4-8	2-5	2-2	2-5-7	3	12	0	2	3	0	38
Scott Martin	1-4	0-0	4-5	2-5-7	0	6	1	0	0	0	27
Ben Hansbrough	4-10	1-4	1-1	2-4-6	2	10	1	1	0	1	38
Eric Atkins	3-6	1-3	5-6	0-3-3	0	12	2	2	0	0	28
Jack Cooley	0-0	0-0	0-0	1-1-2	0	0	0	0	0	0	7
Team				1-2-3							
Totals	17-48	4-14	20-25	13-30-43	8	58	7	9	3	1	200
Total FG%	1st Half: 7-22, 31.8%		2nd Half: 10-26, 38.5%								Game: 35.4%
3-PT FG%	1st Half: 3-7, 42.9%		2nd Half: 1-7, 14.3%								Game: 28.6%
FT %	1st Half: 5-7, 71.4%		2nd Half: 15-18, 83.3%								Game: 80.0%
Deadball Rebounds:	0										

SCORE BY PERIODS	1	2	F
Wisconsin	19	32	52
Notre Dame	22	36	58

OFFICIALS: John Higgins, Rick Crawford, Mike Stephens
TECHNICALS: Wisconsin - None. Notre Dame - None.
ATTENDANCE: 3,428

Notes: Notre Dame's win against Wisconsin to claim the 2010 Old Spice Classic title was the first in-season tournament championship for the Irish since winning the BB&T Classic in 2002 ... The win helped Notre Dame match its best start (7-0) under Mike Brey ... The Irish and Badgers met for the 28th time and the first time since Dec. 11, 1968 ... Notre Dame now leads the all-time series 18-10 ... The Irish improved to 18-6 under Mike Brey in in-season tournaments ... Eric Atkins matched his career-high with 12 points ... Notre Dame trailed by 11 (43-32) with 10:40 to play and then closed out the game with a 26-8 run ... The Irish held the Badgers to just one field goal in the final 4:18 of the contest ... Scott and Tim Abromaitis were named to the All-Tournament Team and Abromaitis was also named the tournament's Most Valuable Player.

GAME #6		NOTRE DAME	57
		CALIFORNIA	44

November 26, 2010 • Orlando, Fla. (Old Spice Classic)
HP Fieldhouse at the ESPN Wide World of Sports Complex

Notre Dame	FG-A	3FG-A	FTA	REB	PF	TP	A	TO	BK	ST	MIN
Tyrone Nash	4-11	0-0	3-6	1-4-5	4	11	3	4	1	1	33
Tim Abromaitis	2-10	0-4	3-5	3-8-11	1	7	2	1	2	0	37
Carleton Scott	5-17	0-9	6-6	0-10-10	1	16	2	1	3	2	35
Scott Martin	2-8	0-3	7-8	1-5-6	1	11	1	0	1	0	26
Ben Hansbrough	1-3	1-3	4-6	1-5-6	3	7	1	2	0	1	30
Eric Atkins	1-2	0-1	2-4	0-0-0	2	4	2	1	0	0	26
Joey Brooks	0-0	0-0	0-0	0-0-0	1	0	0	0	0	0	5
Jack Cooley	0-3	0-0	1-2	1-1-2	2	1	1	0	0	0	8
Team				4-1-5							
Totals	15-54	1-20	26-37	11-34-45	15	57	12	10	8	4	200
Total FG%	1st Half: 9-32, 28.1%		2nd Half: 6-22, 27.3%								Game: 27.8%
3-PT FG%	1st Half: 0-13, 00.0%		2nd Half: 1-7, 14.3%								Game: 5.0%
FT %	1st Half: 3-5, 60.0%		2nd Half: 23-32, 71.9%								Game: 70.3%
Deadball Rebounds:	4;1										

California	FG-A	3FG-A	FTA	REB	PF	TP	A	TO	BK	ST	MIN
Harper Kamp	3-10	0-0	3-4	1-6-7	4	9	1	4	1	0	27
Markhuri Sanders-Frison	1-6	0-0	1-2	0-9-9	5	3	0	0	1	0	24
Jorge Gutierrez	3-13	1-2	0-0	0-3-3	3	7	4	4	1	2	36
Gary Franklin	3-14	3-12	0-0	0-2-2	4	9	3	2	0	0	28
Allon Crabbe	3-8	2-6	2-2	2-8-10	3	10	0	1	1	0	34
Nigel Carter	0-1	0-0	0-0	0-0-0	3	0	0	0	1	0	8
Brandon Smith	1-2	0-0	0-0	0-2-2	1	2	0	2	0	1	13
Bak Bak	0-0	0-0	0-0	0-1-1	1	0	0	0	0	0	2
Richard Solomon	2-7	0-1	0-1	4-2-6	4	4	0	2	1	1	25
Emerson Murray	0-0	0-0	0-0	0-0-0	0	0	0	0	0	0	3
Team				3-1-4							
Totals	16-61	6-21	6-9	10-34-44	28	44	8	15	6	4	200
Total FG%	1st Half: 2-25, 8.0%		2nd Half: 14-36, 38.9%								Game: 26.2%
3-PT FG%	1st Half: 0-8, 25.0%		2nd Half: 6-13, 46.2%								Game: 28.6%
FT %	1st Half: 1-2, 50.0%		2nd Half: 5-7, 71.4%								Game: 66.7%
Deadball Rebounds:	3;1										

SCORE BY PERIODS	1	2	F
Notre Dame	21	36	57
California			

GAME #9		NOTRE DAME	58
		KENTUCKY	72

December 8, 2010 • Louisville, Ky. (SEC/BIG EAST Invitational)

Freedom Hall

Notre Dame	FG-A	3FG-A	FT-A	REB	PF	TP	A	TO	BK	ST	MIN
Tyrone Nash	3-7	0-0	2-4	1-1-2	2	8	1	4	0	1	25
Tim Abromaitis	1-7	0-4	2-2	1-7-8	1	4	2	1	1	0	31
Carleton Scott	4-11	0-4	2-3	2-6-8	3	10	1	0	2	0	31
Scott Martin	3-8	1-4	0-0	1-4-5	4	7	1	0	0	0	27
Ben Hansbrough	7-15	5-9	2-3	0-0-0	4	21	2	3	0	0	38
Eric Atkins	0-4	0-2	4-6	3-2-5	2	4	4	1	0	0	31
Joey Brooks	0-0	0-0	0-0	0-0-0	0	0	0	0	0	0	4
Jack Cooley	2-3	0-0	0-2	1-4-5	3	4	2	1	0	0	13
Team			1-0-1								
Totals	20-55	6-23	12-20	10-24-34	19	58	13	10	3	2	200
Total FG%	1st Half: 14-25, 56.0%			2nd Half: 6-30, 20.0%			Game: 36.4%				
3-PT FG%	1st Half: 5-10, 50.0%			2nd Half: 1-13, 7.7%			Game: 26.1%				
FT %	1st Half: 7-10, 70.0%			2nd Half: 5-10, 50.0%			Game: 60.0%				
Deadball Rebounds:	4										

Kentucky	FG-A	3FG-A	FT-A	REB	PF	TP	A	TO	BK	ST	MIN
Terrence Jones	9-18	2-5	7-10	2-15-17	0	27	3	1	2	1	38
Josh Harrellson	0-2	0-0	0-0	4-5-9	2	0	0	1	0	1	20
Darius Miller	1-5	1-2	4-6	2-3-5	3	7	2	2	0	0	37
Brandon Knight	7-17	2-6	4-4	1-3-4	4	20	5	2	0	1	39
DeAndre Liggins	2-4	2-4	0-0	1-0-1	2	6	0	3	0	0	26
Stacey Poole	1-1	1-1	0-0	1-0-1	0	3	0	0	0	0	2
Jon Hood	1-2	1-1	0-0	0-0-0	2	3	0	0	0	0	4
Doron Lamb	2-8	0-5	2-2	0-2-2	3	6	1	0	0	0	25
Eloy Vargas	0-0	0-0	0-0	0-1-1	0	0	0	0	0	1	9
Team			2-0-2								
Totals	23-57	9-24	17-22	13-29-42	16	72	11	9	2	4	200
Total FG%	1st Half: 15-30, 50.0%			2nd Half: 8-27, 29.6%			Game: 40.4%				
3-PT FG%	1st Half: 4-9, 44.4%			2nd Half: 5-15, 33.3%			Game: 37.5%				
FT %	1st Half: 6-8, 75.0%			2nd Half: 11-14, 78.6%			Game: 77.3%				
Deadball Rebounds:	2										

SCORE BY PERIODS	1	2	F
Notre Dame	40	18	58
Kentucky	40	32	72

OFFICIALS: John Cahill, Tony Greene, Jamie Luckie
TECHNICALS: Notre Dame - None, Kentucky - None.
ATTENDANCE: 17,404

Notes: Notre Dame made its first-ever appearance in the SEC/BIG EAST Invitational ... The Irish lost at Freedom Hall for the 11th straight time and have not won there since Jan. 31, 1988 ... Notre Dame fell to 18-42 all-time against Kentucky ... The 18 second-half points scored by the Irish matched the fewest ever in a second half under Mike Brey ... Notre Dame's 20.0 field goal shooting percentage was the lowest ever in the second half by an Irish team under Brey ... The Irish were outbounded for the first time this season ... Ben Hansbrough topped the 20-plus point mark for the fourth time in 2010-11 and 11th time during his career ... Carleton Scott netted double figures for the seventh consecutive game, the longest double-figure scoring streak of his career.

GAME #11		NOTRE DAME	88
		STONY BROOK	62

December 19, 2010 • Notre Dame, Ind.

Purcell Pavilion at the Joyce Center

Stony Brook	FG-A	3FG-A	FT-A	REB	PF	TP	A	TO	BK	ST	MIN
Danny Carter	1-2	0-1	0-0	2-3-5	1	2	1	2	0	1	19
Al Rapier	1-5	0-0	0-0	1-2-3	3	2	2	3	0	1	19
Anthony Mayo	3-7	0-0	0-0	1-3-4	2	6	0	0	1	0	20
Bryan Dougher	1-9	1-4	0-0	0-0-0	0	3	0	1	0	0	25
Marcus Rouse	6-11	2-4	1-2	1-2-3	2	15	2	0	0	1	26
Preye Prebony	1-3	0-0	2-2	1-3-4	1	4	4	0	1	0	16
Anthony Jackson	5-8	2-5	0-0	1-2-3	3	12	1	1	0	1	15
Dave Coley	5-13	1-2	0-0	0-4-4	1	11	0	1	0	0	24
Leonard Hayes	0-0	0-0	0-0	0-1-1	1	0	1	0	0	0	4
Aric McAlister	1-2	0-0	0-0	1-0-1	2	2	0	0	0	1	13
Dallis Joyner	2-9	0-0	1-4	2-0-2	1	5	0	0	0	0	19
Team			1-0-1								
Totals	26-69	6-16	4-8	12-21-33	17	62	11	8	2	5	200
Total FG%	1st Half: 12-33, 36.4%			2nd Half: 14-36, 38.9%			Game: 37.7%				
3-PT FG%	1st Half: 3-6, 50.0%			2nd Half: 3-10, 30.0%			Game: 37.5%				
FT %	1st Half: 1-2, 50.0%			2nd Half: 3-6, 50.0%			Game: 50.0%				
Deadball Rebounds:	2										

Notre Dame	FG-A	3FG-A	FT-A	REB	PF	TP	A	TO	BK	ST	MIN
Tyrone Nash	1-4	0-0	2-2	1-5-6	2	4	2	2	2	1	26
Tim Abromaitis	8-13	2-5	4-5	2-6-8	0	22	3	2	2	1	31
Carleton Scott	8-8	4-4	0-0	2-2-4	0	20	5	1	0	0	26
Scott Martin	4-6	1-1	0-0	1-5-6	1	9	3	0	0	2	21
Ben Hansbrough	4-14	2-7	4-4	0-4-4	2	14	8	0	0	1	28
Eric Atkins	1-3	0-1	0-0	0-3-3	2	2	5	2	0	0	29
Tom Kopko	0-0	0-0	0-0	0-0-0	0	0	1	0	0	0	2
Alex Dragicevich	0-0	0-0	0-0	0-0-0	0	0	0	0	0	0	4
Tom Knight	0-2	0-0	0-0	0-1-1	0	0	0	0	0	0	4
Joey Brooks	3-5	0-0	0-0	0-2-2	2	6	1	2	0	0	10
Mike Broghammer	2-4	0-0	0-0	0-0-0	0	4	0	0	0	0	9
Jack Cooley	3-4	0-0	1-1	1-2-3	1	7	0	0	1	0	10
Team											
Totals	34-63	9-18	11-12	9-33-42	10	88	28	9	5	4	200
Total FG%	1st Half: 15-31, 48.4%			2nd Half: 19-32, 59.4%			Game: 54.0%				
3-PT FG%	1st Half: 4-11, 36.4%			2nd Half: 5-7, 71.4%			Game: 50.0%				
FT %	1st Half: 7-8, 87.5%			2nd Half: 4-4, 100.0%			Game: 91.7%				
Deadball Rebounds:	0										

SCORE BY PERIODS	1	2	F
Stony Brook	28	34	62
Notre Dame	41	47	88

OFFICIALS: Ed Corbett, Les Jones, Lamar Simpson
TECHNICALS: Stony Brook - None, Notre Dame - None
ATTENDANCE: 6,211

Notes: Carleton Scott topped the 20-point mark for the second straight game and second time in his career as he extended his current double-figure scoring streak to a personal best nine consecutive games ... With his eight-for-eight performance from the field, Scott equaled the best field goal percentage by an Irish player since Torin Francis hit on all eight of his field goal attempts against Maryland on Dec. 7, 2002 ... His five assists also marked a career best ... Ben Hansbrough has faltered three-point field in 15 consecutive games ... Notre Dame dished out 20-plus assists for the fifth time this season and the 28 assists were the second-highest total of the season ... Tim Abromaitis reached double figures for the ninth time and tallied 20-plus points for the fifth time (13th in his career) ... The Irish eclipsed the 80-point mark for the seventh time and the 41 first-half points marked the seventh time this season that the Irish had netted 40-plus points in the first half ... Notre Dame has outbounded 10 of its 11 opponents.

GAME #10		NOTRE DAME	83
		GONZAGA	79

December 11, 2010 • Notre Dame, Ind.

Purcell Pavilion at the Joyce Center

Gonzaga	FG-A	3FG-A	FT-A	REB	PF	TP	A	TO	BK	ST	MIN
Elias Harris	6-9	1-2	6-6	1-4-5	5	19	4	2	1	1	24
Mathis Monninghoff	1-2	1-1	0-0	0-1-1	1	3	1	0	0	0	13
Robert Sacre	8-13	0-0	0-0	1-5-6	5	16	1	2	2	0	36
Demetri Goodson	0-4	0-1	0-0	1-0-1	5	0	4	0	0	1	25
Steven Gray	6-13	5-10	1-2	0-2-2	5	18	8	1	0	0	37
Marquise Carter	2-5	0-1	1-2	0-0-0	1	5	1	0	0	1	14
Mangisto Arop	5-6	4-5	2-2	0-5-5	2	16	0	3	0	0	32
David Stockton	0-0	0-0	0-0	0-0-0	0	0	0	0	0	0	0+
Kelly Olynyk	0-2	0-0	0-0	0-1-1	1	0	1	0	0	0	11
Michael Hart	0-0	0-0	0-0	0-0-0	0	0	0	0	0	0	1
Sam Dowler	1-1	0-0	0-0	0-0-0	2	2	0	1	0	0	7
Team			2-4-6								
Totals	29-55	11-20	10-12	5-22-27	27	79	20	9	3	3	200
Total FG%	1st Half: 14-26, 53.8%			2nd Half: 15-29, 51.7%			Game: 52.7%				
3-PT FG%	1st Half: 5-9, 55.6%			2nd Half: 6-11, 54.5%			Game: 55.0%				
FT %	1st Half: 4-4, 100.0%			2nd Half: 6-8, 75.0%			Game: 83.3%				
Deadball Rebounds:	1										

Notre Dame	FG-A	3FG-A	FT-A	REB	PF	TP	A	TO	BK	ST	MIN
Tyrone Nash	1-2	0-0	1-1	0-1-1	4	3	5	1	0	1	24
Tim Abromaitis	7-13	4-6	3-3	2-6-8	1	21	4	1	0	0	39
Carleton Scott	6-9	3-5	8-9	1-3-4	1	23	2	1	1	0	21
Scott Martin	3-6	2-3	1-2	1-2-3	4	9	2	3	0	0	35
Ben Hansbrough	3-7	1-2	6-9	0-3-3	2	13	3	2	0	1	36
Eric Atkins	3-9	1-4	5-10	1-6-7	2	12	3	0	0	1	34
Joey Brooks	0-0	0-0	0-2	0-0-0	0	0	0	0	0	0	1
Mike Broghammer	0-0	0-0	0-0	1-0-1	0	0	0	0	0	0	1
Jack Cooley	1-2	0-0	0-0	0-1-1	3	2	0	0	1	2	9
Team			0-1-1								
Totals	24-48	11-20	24-36	6-22-28	17	83	19	8	2	6	200
Total FG%	1st Half: 14-27, 51.9%			2nd Half: 10-21, 47.6%			Game: 50.0%				
3-PT FG%	1st Half: 6-11, 54.5%			2nd Half: 5-9, 55.6%			Game: 55.0%				
FT %	1st Half: 9-14, 64.3%			2nd Half: 15-22, 68.2%			Game: 66.7%				
Deadball Rebounds:	8										

SCORE BY PERIODS	1	2	F
Gonzaga	37	42	79
Notre Dame	43	40	83

OFFICIALS: John Cahill, Karl Hess, Jeff Clark
TECHNICALS: Gonzaga - Sam Dowler, Notre Dame - Jack Cooley.
ATTENDANCE: 8,570

Notes: Notre Dame is off to a 9-1 start for the second straight year ... This was the first-ever meeting between the Irish and the Zags ... Carleton Scott's 23 points marked a career-high and was the first time in his career with 20-plus points ... Scott's current eight-game double-figure scoring streak is the longest of his career and his three three-pointers matched his career high ... He also became the third different Irish player to score 20-plus points in a game ... Tim Abromaitis' 21 points marked the fourth 20-plus point outing of the season ... Eric Atkins matched his career high with his 12-point effort and reached double figures for the fourth time while his seven rebounds marked a personal best ... Notre Dame's 11 three-pointers marked the fourth time this season the Irish had 10-plus three-pointers in a game.

GAME #12		NOTRE DAME	93
		UMBC	53

December 22, 2010 • Notre Dame, Ind.

Purcell Pavilion at the Joyce Center

UMBC	FG-A	3FG-A	FT-A	REB	PF	TP	A	TO	BK	ST	MIN
Adrian Satchell	1-6	0-0	1-2	3-6-9	3	3	1	3	0	1	23
Justin Fry	2-5	0-0	0-0	0-0-0	3	4	1	2	0	0	14
Bakari Smith	1-2	0-0	0-0	2-3-5	2	2	0	1	0	2	20
Chris De La Rosa	7-14	1-3	0-0	0-5-5	2	15	3	2	0	2	37
Travis King	2-8	0-5	0-0	1-2-3	0	4	1	0	0	2	23
Jamar Wertz	4-6	2-4	1-2	1-1-2	1	11	2	1	0	0	

2010-11 Notre Dame Men's Basketball
 Notre Dame Combined Team Statistics (as of Dec 22, 2010)
 All games

RECORD:	OVERALL	HOME	AWAY	NEUTRAL
ALL GAMES	11-1	8-0	0-0	3-1
CONFERENCE	0-0	0-0	0-0	0-0
NON-CONFERENCE	11-1	8-0	0-0	3-1

#	Player	gp-gs	min	avg	Total		3-Point		F-Throw		Rebounds				pf	dq	a	to	blk	stl	pts	avg		
					fg-fga	fg%	3fg-fga	3fg%	ft-fta	ft%	off	def	tot	avg										
21	ABROMAITIS, Tim	12-12	392	32.7	58-137	.423	24-69	.348	53-63	.841	18	72	90	7.5	17	0	29	16	9	9	193	16.1		
23	HANSBROUGH, Ben	12-12	389	32.4	56-122	.459	32-66	.485	40-53	.755	10	31	41	3.4	30	0	48	27	0	11	184	15.3		
34	SCOTT, Carleton	12-12	338	28.2	54-103	.524	19-52	.365	26-30	.867	15	67	82	6.8	29	1	30	16	23	6	153	12.8		
01	NASH, Tyrone	12-12	333	27.8	31-71	.437	0-0	.000	60-82	.732	27	45	72	6.0	22	0	35	20	5	6	122	10.2		
14	MARTIN, Scott	11-11	291	26.5	38-81	.469	11-32	.344	19-29	.655	13	37	50	4.5	20	0	18	13	2	3	106	9.6		
00	ATKINS, Eric	12-1	329	27.4	28-66	.424	10-28	.357	20-30	.667	9	31	40	3.3	17	0	42	14	1	3	86	7.2		
45	COOLEY, Jack	12-0	134	11.2	24-36	.667	0-0	.000	11-17	.647	21	20	41	3.4	20	0	6	5	7	3	59	4.9		
25	KNIGHT, Tom	6-0	36	6.0	7-15	.467	0-0	.000	2-2	1.000	6	7	13	2.2	1	0	2	1	2	0	16	2.7		
12	DRAGICEVICH, Alex	6-0	37	6.2	3-10	.300	1-4	.250	7-8	.875	3	4	7	1.2	1	0	1	0	0	0	14	2.3		
33	BROGHAMMER, Mike	7-0	47	6.7	7-19	.368	0-0	.000	2-6	.333	6	4	10	1.4	8	0	1	2	1	0	16	2.3		
32	BROOKS, Joey	11-0	107	9.7	9-24	.375	1-9	.111	5-12	.417	5	14	19	1.7	10	0	10	10	0	5	24	2.2		
05	KOPKO, Tom	6-0	17	2.8	1-6	.167	1-4	.250	0-0	.000	2	0	2	0.3	0	0	2	0	0	0	3	0.5		
Team											17	22	39											
Total.....		12	2450		316-690	.458	99-264	.375	245-332	.738	152	354	506	42.2	175	1	224	125	50	46	976	81.3		
Opponents.....		12	2450		283-728	.389	78-243	.321	118-171	.690	117	267	384	32.0	270	-	168	126	36	60	762	63.5		

TEAM STATISTICS	ND	OPP	Date	Opponent	Score	Att.
SCORING	976	762	11-12-10	GEORGIA SOUTHERN	w 98-61	8165
Points per game	81.3	63.5	11-14-10	LIBERTY	w 72-51	6478
Scoring margin	+17.8	-	11-17-10	CHICAGO STATE	w 102-62	6252
FIELD GOALS-ATT	316-690	283-728	11-22-10	MAINE	w 97-72	6303
Field goal pct	.458	.389	^ 11-25-10	vs Georgia	wo2 89-83	2973
3 POINT FG-ATT	99-264	78-243	^ 11-26-10	vs California	w 57-44	2932
3-point FG pct	.375	.321	^ 11-28-10	vs Wisconsin	w 58-51	3428
3-pt FG made per game	8.3	6.5	11-30-10	INDIANA STATE	w 81-72	7080
FREE THROWS-ATT	245-332	118-171	@ 12-8-10	vs Kentucky	L 58-72	17404
Free throw pct	.738	.690	12-11-10	GONZAGA	w 83-79	8570
F-Throws made per game	20.4	9.8	12-19-10	STONY BROOK	w 88-62	6211
REBOUNDS	506	384	12-22-10	UMBC	w 93-53	6265
Rebounds per game	42.2	32.0				
Rebounding margin	+10.2	-				
ASSISTS	224	168	* = Conference game			
Assists per game	18.7	14.0	^ = Old Spice Classic (Orlando, Fla.)			
TURNOVERS	125	126	@ = SEC/BIG EAST Invitational (Louisville, Ky.)			
Turnovers per game	10.4	10.5				
Turnover margin	+0.1	-				
Assist/turnover ratio	1.8	1.3				
STEALS	46	60				
Steals per game	3.8	5.0				
BLOCKS	50	36				
Blocks per game	4.2	3.0				
ATTENDANCE	55324	26737				
Home games-Avg/Game	8-6916	0-0				
Neutral site-Avg/Game	-	4-6684				

Score by Periods	1st	2nd	OT	OT2	Totals
Notre Dame	485	464	7	20	976
Opponents	338	403	7	14	762

2010-11 Notre Dame Men's Basketball
 Notre Dame Season Box Score (as of Dec 22, 2010)
 All games

RECORD:	OVERALL	HOME	AWAY	NEUTRAL
ALL GAMES	11-1	8-0	0-0	3-1
CONFERENCE	0-0	0-0	0-0	0-0
NON-CONFERENCE	11-1	8-0	0-0	3-1

##	Player	gp-gs	min	avg	Total		3-Point		F-Throw		Rebounds					a	to	blk	stl	pts	avg				
					fg-fga	fg%	3fg-fga	3fg%	ft-fa	ft%	off	def	tot	avg	pf							dq			
21	ABROMAITIS, Tim	12-12	392	32.7	58-137	.423	24-69	.348	53-63	.841	18	72	90	7.5	17	0	29	16	9	9	193	16.1			
23	HANSBROUGH, Ben	12-12	389	32.4	56-122	.459	32-66	.485	40-53	.755	10	31	41	3.4	30	0	48	27	0	11	184	15.3			
34	SCOTT, Carleton	12-12	338	28.2	54-103	.524	19-52	.365	26-30	.867	15	67	82	6.8	29	1	30	16	23	6	153	12.8			
01	NASH, Tyrone	12-12	333	27.8	31-71	.437	0-0	.000	60-82	.732	27	45	72	6.0	22	0	35	20	5	6	122	10.2			
14	MARTIN, Scott	11-11	291	26.5	38-81	.469	11-32	.344	19-29	.655	13	37	50	4.5	20	0	18	13	2	3	106	9.6			
00	ATKINS, Eric	12-1	329	27.4	28-66	.424	10-28	.357	20-30	.667	9	31	40	3.3	17	0	42	14	1	3	86	7.2			
45	COOLEY, Jack	12-0	134	11.2	24-36	.667	0-0	.000	11-17	.647	21	20	41	3.4	20	0	6	5	7	3	59	4.9			
25	KNIGHT, Tom	6-0	36	6.0	7-15	.467	0-0	.000	2-2	1.000	6	7	13	2.2	1	0	2	1	2	0	16	2.7			
12	DRAGICEVICH, Alex	6-0	37	6.2	3-10	.300	1-4	.250	7-8	.875	3	4	7	1.2	1	0	1	0	0	0	14	2.3			
33	BROGHAMMER, Mike	7-0	47	6.7	7-19	.368	0-0	.000	2-6	.333	6	4	10	1.4	8	0	1	2	1	0	16	2.3			
32	BROOKS, Joey	11-0	107	9.7	9-24	.375	1-9	.111	5-12	.417	5	14	19	1.7	10	0	10	10	0	5	24	2.2			
05	KOPKO, Tom	6-0	17	2.8	1-6	.167	1-4	.250	0-0	.000	2	0	2	0.3	0	0	2	0	0	0	3	0.5			
Team											17	22	39												1
Total.....		12	2450		316-690	.458	99-264	.375	245-332	.738	152	354	506	42.2	175	1	224	125	50	46	976	81.3			
Opponents.....		12	2450		283-728	.389	78-243	.321	118-171	.690	117	267	384	32.0	270	-	168	126	36	60	762	63.5			

Score by Periods	1st	2nd	OT	OT2	Totals
Notre Dame	485	464	7	20	976
Opponents	338	403	7	14	762

2010-11 Notre Dame Men's Basketball
 Notre Dame Season Schedule/Results & Leaders (as of Dec 22, 2010)
 All games

RECORD:	OVERALL	HOME	AWAY	NEUTRAL
ALL GAMES	11-1	8-0	0-0	3-1
CONFERENCE	0-0	0-0	0-0	0-0
NON-CONFERENCE	11-1	8-0	0-0	3-1

Date	Opponent	Score	Att.	High Points	High Rebounds
11-12-10	GEORGIA SOUTHERN	w 98-61	8165	(20)HANSBROUGH, Ben	(7)SCOTT, Carleton
11-14-10	LIBERTY	w 72-51	6478	(19)HANSBROUGH, Ben	(9)NASH, Tyrone
11-17-10	CHICAGO STATE	w 102-62	6252	(22)HANSBROUGH, Ben	(11)SCOTT, Carleton
11-22-10	MAINE	w 97-72	6303	(26)ABROMAITIS, Tim	(11)NASH, Tyrone
11-25-10	^vs Georgia	Wo2 89-83	2973	(25)ABROMAITIS, Tim	(11)SCOTT, Carleton
11-26-10	^vs California	w 57-44	2932	(16)SCOTT, Carleton	(11)ABROMAITIS, Tim
11-28-10	^vs Wisconsin	w 58-51	3428	(12)SCOTT, Carleton (12)ATKINS, Eric	(9)ABROMAITIS, Tim
11-30-10	INDIANA STATE	w 81-72	7080	(24)HANSBROUGH, Ben	(8)SCOTT, Carleton
12-8-10	@vs Kentucky	58-72 L	17404	(21)HANSBROUGH, Ben	(8)SCOTT, Carleton (8)ABROMAITIS, Tim
12-11-10	GONZAGA	w 83-79	8570	(23)SCOTT, Carleton	(8)ABROMAITIS, Tim
12-19-10	STONY BROOK	w 88-62	6211	(22)ABROMAITIS, Tim	(8)ABROMAITIS, Tim
12-22-10	UMBC	w 93-53	6265	(21)ABROMAITIS, Tim	(11)ABROMAITIS, Tim

* = Conference game

^ = Old Spice Classic (Orlando, Fla.)

@ = SEC/BIG EAST Invitational (Louisville, Ky.)

Attendance Summary	Games	Attend	Avg/Game
Home	8	55324	6916
Away	0	0	0
Neutral	4	26737	6684
Total	12	82061	6838

2010-11 Notre Dame Men's Basketball
 Notre Dame Extended Season Box Score (as of Dec 22, 2010)
 All games

RECORD:	OVERALL	HOME	AWAY	NEUTRAL
ALL GAMES	11-1	8-0	0-0	3-1
CONFERENCE	0-0	0-0	0-0	0-0
NON-CONFERENCE	11-1	8-0	0-0	3-1

##	Player	gp-gs	min	avg	Total		3-Point		F-Throw		Rebounds		avg	pf	dq	a	a/g	to	to/g	a/to	blk	blk/g	stl	stl/g	pts	avg	
					fg-fga	fg%	3fg-fga	3fg%	ft-fa	ft%	off	def															tot
21	ABROMAITIS, Tim	12-12	392	32.7	58-137	.423	24-69	.348	53-63	.841	18	72	90	7.5	17	0	29	2.42	16	1.33	1.81	9	0.75	9	0.75	193	16.1
23	HANSBROUGH, Ben	12-12	389	32.4	56-122	.459	32-66	.485	40-53	.755	10	31	41	3.4	30	0	48	4.00	27	2.25	1.78	0	0.00	11	0.92	184	15.3
34	SCOTT, Carleton	12-12	338	28.2	54-103	.524	19-52	.365	26-30	.867	15	67	82	6.8	29	1	30	2.50	16	1.33	1.88	23	1.92	6	0.50	153	12.8
01	NASH, Tyrone	12-12	333	27.8	31-71	.437	0-0	.000	60-82	.732	27	45	72	6.0	22	0	35	2.92	20	1.67	1.75	5	0.42	6	0.50	122	10.2
14	MARTIN, Scott	11-11	291	26.5	38-81	.469	11-32	.344	19-29	.655	13	37	50	4.5	20	0	18	1.64	13	1.18	1.38	2	0.18	3	0.27	106	9.6
00	ATKINS, Eric	12-1	329	27.4	28-66	.424	10-28	.357	20-30	.667	9	31	40	3.3	17	0	42	3.50	14	1.17	3.00	1	0.08	3	0.25	86	7.2
45	COOLEY, Jack	12-0	134	11.2	24-36	.667	0-0	.000	11-17	.647	21	20	41	3.4	20	0	6	0.50	5	0.42	1.20	7	0.58	3	0.25	59	4.9
25	KNIGHT, Tom	6-0	36	6.0	7-15	.467	0-0	.000	2-2	1.000	6	7	13	2.2	1	0	2	0.33	1	0.17	2.00	2	0.33	0	0.00	16	2.7
12	DRAGICEVICH, Alex	6-0	37	6.2	3-10	.300	1-4	.250	7-8	.875	3	4	7	1.2	1	0	1	0.17	0	0.00	99.00	0	0.00	0	0.00	14	2.3
33	BROGHAMMER, Mike	7-0	47	6.7	7-19	.368	0-0	.000	2-6	.333	6	4	10	1.4	8	0	1	0.14	2	0.29	0.50	1	0.14	0	0.00	16	2.3
32	BROOKS, Joey	11-0	107	9.7	9-24	.375	1-9	.111	5-12	.417	5	14	19	1.7	10	0	10	0.91	10	0.91	1.00	0	0.00	5	0.45	24	2.2
05	KOPKO, Tom	6-0	17	2.8	1-6	.167	1-4	.250	0-0	.000	2	0	2	0.3	0	0	2	0.33	0	0.00	99.00	0	0.00	0	0.00	3	0.5
Total.....		12	2450		316-690	.458	99-264	.375	245-332	.738	152	354	506	42.2	175	1	224	18.67	125	10.42	1.79	50	4.17	46	3.83	976	81.3
Opponents.....		12	2450		283-728	.389	78-243	.321	118-171	.690	117	267	384	32.0	270	-	168	14.00	126	10.50	1.33	36	3.00	60	5.00	762	63.5

Score by Periods	1st	2nd	OT	OT2	Totals
Notre Dame	485	464	7	20	976
Opponents	338	403	7	14	762

2010-11 Notre Dame Men's Basketball
 Notre Dame Overall Team Statistics (as of Dec 22, 2010)
 All games

TEAM STATISTICS	ND	OPP
SCORING	976	762
Points per game	81.3	63.5
Scoring margin	+17.8	-
FIELD GOALS-ATT	316-690	283-728
Field goal pct	.458	.389
3 POINT FG-ATT	99-264	78-243
3-point FG pct	.375	.321
3-pt FG made per game	8.3	6.5
FREE THROWS-ATT	245-332	118-171
Free throw pct	.738	.690
F-Throws made per game	20.4	9.8
REBOUNDS	506	384
Rebounds per game	42.2	32.0
Rebounding margin	+10.2	-
ASSISTS	224	168
Assists per game	18.7	14.0
TURNOVERS	125	126
Turnovers per game	10.4	10.5
Turnover margin	+0.1	-
Assist/turnover ratio	1.8	1.3
STEALS	46	60
Steals per game	3.8	5.0
BLOCKS	50	36
Blocks per game	4.2	3.0
WINNING STREAK	3	-
Home win streak	8	-
ATTENDANCE	55324	26737
Home games-Avg/Game	8-6916	0-0
Neutral site-Avg/Game	-	4-6684

Score by Periods	1st	2nd	OT	OT2	Totals
Notre Dame	485	464	7	20	976
Opponents	338	403	7	14	762

2010-11 Notre Dame Men's Basketball
 Notre Dame Team Game-by-Game Comparison (as of Dec 22, 2010)
 All games

Opponent	1st	2nd	Score	Mar	Total FG	FG Pct	3-Pointers	3FG Pct	Free Throws	FT Pct	Rebounds	Assist	T/Over	Block	Steal	Fouls
GEORGIA SOUTHERN	62/23	36/38	98-61	+37	33-68/16-48	.485/.333	8-26/3-15	.308/.200	24-27/26-34	.889/.765	46/27 +19	21/11	10/17	2/3	8/4	25/24
LIBERTY	41/22	31/29	72-51	+21	23-55/21-59	.418/.356	10-28/5-17	.357/.294	16-25/4-7	.640/.571	42/36 +6	16/14	12/15	4/2	4/3	11/26
CHICAGO STATE	52/31	50/31	102-62	+40	34-69/21-61	.493/.344	12-31/7-20	.387/.350	22-34/13-20	.647/.650	59/28 +31	29/17	9/11	6/1	3/5	15/25
MAINE	52/34	45/38	97-72	+25	30-52/30-62	.577/.484	12-18/7-16	.667/.438	25-27/5-9	.926/.556	36/21 +15	26/16	10/6	5/3	2/3	15/19
Georgia	25/37	37/25	89-83	+6	26-57/32-73	.456/.438	7-17/9-34	.412/.265	30-43/10-20	.698/.500	42/39 +3	10/19	16/12	1/4	2/9	16/27
California	21/5	36/39	57-44	+13	15-54/16-61	.278/.262	1-20/6-21	.050/.286	26-37/6-9	.703/.667	45/44 +1	12/8	10/15	8/6	4/4	15/28
Wisconsin	22/19	36/32	58-51	+7	17-48/20-57	.354/.351	4-14/7-23	.286/.304	20-25/4-4	.800/1000	43/28 +15	7/14	9/4	3/5	1/5	8/22
INDIANA STATE	38/33	43/39	81-72	+9	28-52/27-61	.538/.443	9-20/4-15	.450/.267	16-22/14-18	.727/.778	36/27 +9	21/14	12/7	5/4	4/7	16/22
Kentucky	40/40	18/32	58-72	(14)	20-55/23-57	.364/.404	6-23/9-24	.261/.375	12-20/17-22	.600/.773	34/42 (8)	13/11	10/9	3/2	2/4	19/16
GONZAGA	43/37	40/42	83-79	+4	24-48/29-55	.500/.527	11-20/11-20	.550/.550	24-36/10-12	.667/.833	28/27 +1	19/20	8/9	2/3	6/3	17/27
STONY BROOK	41/28	47/34	88-62	+26	34-63/26-69	.540/.377	9-18/6-16	.500/.375	11-12/4-8	.917/.500	42/33 +9	28/11	9/8	5/2	4/5	10/17
UMBC	48/29	45/24	93-53	+40	32-69/22-65	.464/.338	10-29/4-22	.345/.182	19-24/5-8	.792/.625	53/32 +21	22/13	10/13	6/1	6/8	8/17

Note: Game totals are displayed in the format TEAM/OPPONENT for each category

2010-11 Notre Dame Men's Basketball
 Notre Dame Points-Rebounds-Assists (as of Dec 22, 2010)
 All games

Opponent	Date	Score		00	01	05	12	14	21	23
				ATKINS,ERI	NASH,TYRON	KOPKO,TOM	DRAGICEVIC	MARTIN,SCO	ABROMAITIS	HANSBROUGH
GEORGIA SOUTHERN	11-12-10	98-61	w	9-3-3	7-2-1	0-1-0	9-3-0	7-5-2	10-5-3	20-3-4
LIBERTY	11-14-10	72-51	w	10-1-4	16-9-1	0-0-0	0-0-0	6-3-3	13-7-0	19-2-4
CHICAGO STATE	11-17-10	102-62	w	12-3-5	11-10-7	0-1-0	4-1-0	DNP	21-10-7	22-5-6
MAINE	11-22-10	97-72	w	3-3-5	13-11-5	3-0-0	0-1-0	15-5-3	26-3-3	11-2-9
vs Georgia	11-25-10	89-83	w	9-4-1	18-6-2	DNP	DNP	6-2-0	25-6-0	13-5-2
vs California	11-26-10	57-44	w	4-0-2	11-5-3	DNP	DNP	11-6-1	7-11-2	7-6-1
vs Wisconsin	11-28-10	58-51	w	12-3-2	8-6-3	DNP	DNP	6-7-1	10-9-0	10-6-1
INDIANA STATE	11-30-10	81-72	w	0-3-4	16-7-4	DNP	DNP	15-5-2	13-4-3	24-2-5
vs Kentucky	12-8-10	58-72	L	4-5-4	8-2-1	DNP	DNP	7-5-1	4-8-2	21-0-2
GONZAGA	12-11-10	83-79	w	12-7-3	3-1-5	DNP	DNP	9-3-2	21-8-4	13-3-3
STONY BROOK	12-19-10	88-62	w	2-3-5	4-6-2	0-0-1	0-0-0	9-6-3	22-8-3	14-4-8
UMBC	12-22-10	93-53	w	9-5-4	7-7-1	0-0-1	1-2-1	15-3-0	21-11-2	10-3-3

Opponent	Date	Score		25	32	33	34	45
				KNIGHT,TOM	BROOKS,JOE	BROGHAMME	SCOTT,CARL	COOLEY,JAC
GEORGIA SOUTHERN	11-12-10	98-61	w	7-4-1	7-3-2	5-2-0	6-7-4	11-6-1
LIBERTY	11-14-10	72-51	w	0-1-1	4-3-1	0-1-0	4-6-2	0-4-0
CHICAGO STATE	11-17-10	102-62	w	0-2-0	5-4-1	4-4-0	17-11-3	6-5-0
MAINE	11-22-10	97-72	w	2-0-0	0-0-1	0-0-0	11-2-0	13-5-0
vs Georgia	11-25-10	89-83	w	DNP	0-0-0	DNP	11-11-3	7-4-2
vs California	11-26-10	57-44	w	DNP	0-0-0	DNP	16-10-2	1-2-1
vs Wisconsin	11-28-10	58-51	w	DNP	DNP	DNP	12-7-0	0-2-0
INDIANA STATE	11-30-10	81-72	w	DNP	2-3-1	DNP	11-8-2	0-0-0
vs Kentucky	12-8-10	58-72	L	DNP	0-0-0	DNP	10-8-1	4-5-2
GONZAGA	12-11-10	83-79	w	DNP	0-0-0	0-0-0	23-4-2	2-1-0
STONY BROOK	12-19-10	88-62	w	0-1-0	6-2-1	4-0-0	20-4-5	7-3-0
UMBC	12-22-10	93-53	w	7-5-0	0-4-3	3-3-1	12-4-6	8-4-0

2010-11 Notre Dame Men's Basketball
 Notre Dame Team High/Low Analysis (as of Dec 22, 2010)
 All games

Notre Dame - TEAM GAME HIGHS

POINTS	102	CHICAGO STATE (11-17-10)
	98	GEORGIA SOUTHERN (11-12-10)
	97	MAINE (11-22-10)
	93	UMBC (12-22-10)
	89	vs Georgia (11-25-10)
FIELD GOALS MADE	34	STONY BROOK (12-19-10)
	34	CHICAGO STATE (11-17-10)
FIELD GOAL ATTEMPTS	69	UMBC (12-22-10)
	69	CHICAGO STATE (11-17-10)
FIELD GOAL PERCENTAGE	.577 (30-52)	MAINE (11-22-10)
	.540 (34-63)	STONY BROOK (12-19-10)
3 PT FIELD GOALS MADE	12	MAINE (11-22-10)
	12	CHICAGO STATE (11-17-10)
3 PT FG ATTEMPTS	31	CHICAGO STATE (11-17-10)
	29	UMBC (12-22-10)
3 PT FG PERCENTAGE	.667 (12-18)	MAINE (11-22-10)
	.550 (11-20)	GONZAGA (12-11-10)
FREE THROWS MADE	30	vs Georgia (11-25-10)
	26	vs California (11-26-10)
FREE THROW ATTEMPTS	43	vs Georgia (11-25-10)
	37	vs California (11-26-10)
FREE THROW PERCENTAGE	.926 (25-27)	MAINE (11-22-10)
	.917 (11-12)	STONY BROOK (12-19-10)
REBOUNDS	59	CHICAGO STATE (11-17-10)
	53	UMBC (12-22-10)
ASSISTS	29	CHICAGO STATE (11-17-10)
	28	STONY BROOK (12-19-10)
STEALS	8	GEORGIA SOUTHERN (11-12-10)
	6	UMBC (12-22-10)
	6	GONZAGA (12-11-10)
BLOCKED SHOTS	8	vs California (11-26-10)
	6	UMBC (12-22-10)
	6	CHICAGO STATE (11-17-10)
TURNOVERS	16	vs Georgia (11-25-10)
	12	INDIANA STATE (11-30-10)
	12	LIBERTY (11-14-10)
FOULS	25	GEORGIA SOUTHERN (11-12-10)
	19	vs Kentucky (12-8-10)

2010-11 Notre Dame Men's Basketball
 Notre Dame High/Low Analysis (as of Dec 22, 2010)
 All games

Opponent - GAME HIGHS

POINTS	83		vs Georgia (11-25-10)
	79		GONZAGA (12-11-10)
	72		vs Kentucky (12-8-10)
	72		INDIANA STATE (11-30-10)
	72		MAINE (11-22-10)
FIELD GOALS MADE	32		vs Georgia (11-25-10)
	30		MAINE (11-22-10)
FIELD GOAL ATTEMPTS	73		vs Georgia (11-25-10)
	69		STONY BROOK (12-19-10)
FIELD GOAL PERCENTAGE	.527	(29-55)	GONZAGA (12-11-10)
	.484	(30-62)	MAINE (11-22-10)
3 PT FIELD GOALS MADE	11		GONZAGA (12-11-10)
	9		vs Kentucky (12-8-10)
	9		vs Georgia (11-25-10)
3 PT FG ATTEMPTS	34		vs Georgia (11-25-10)
	24		vs Kentucky (12-8-10)
3 PT FG PERCENTAGE	.550	(11-20)	GONZAGA (12-11-10)
	.438	(7-16)	MAINE (11-22-10)
FREE THROWS MADE	26		GEORGIA SOUTHERN (11-12-10)
	17		vs Kentucky (12-8-10)
FREE THROW ATTEMPTS	34		GEORGIA SOUTHERN (11-12-10)
	22		vs Kentucky (12-8-10)
FREE THROW PERCENTAGE	1.000	(4-4)	vs Wisconsin (11-28-10)
	.833	(10-12)	GONZAGA (12-11-10)
REBOUNDS	44		vs California (11-26-10)
	42		vs Kentucky (12-8-10)
ASSISTS	20		GONZAGA (12-11-10)
	19		vs Georgia (11-25-10)
STEALS	9		vs Georgia (11-25-10)
	8		UMBC (12-22-10)
BLOCKED SHOTS	6		vs California (11-26-10)
	5		vs Wisconsin (11-28-10)
TURNOVERS	17		GEORGIA SOUTHERN (11-12-10)
	15		vs California (11-26-10)
	15		LIBERTY (11-14-10)
FOULS	28		vs California (11-26-10)
	27		GONZAGA (12-11-10)
	27		vs Georgia (11-25-10)

2010-11 Notre Dame Men's Basketball
 Notre Dame High/Low Analysis (as of Dec 22, 2010)
 All games

Notre Dame - GAME LOWS

POINTS	57	vs California (11-26-10)
	58	vs Wisconsin (11-28-10)
	58	vs Kentucky (12-8-10)
	72	LIBERTY (11-14-10)
	81	INDIANA STATE (11-30-10)
FIELD GOALS MADE	15	vs California (11-26-10)
	17	vs Wisconsin (11-28-10)
FIELD GOAL ATTEMPTS	48	vs Wisconsin (11-28-10)
	48	GONZAGA (12-11-10)
FIELD GOAL PERCENTAGE	.278 (15-54)	vs California (11-26-10)
	.354 (17-48)	vs Wisconsin (11-28-10)
3 PT FIELD GOALS MADE	1	vs California (11-26-10)
	4	vs Wisconsin (11-28-10)
3 PT FG ATTEMPTS	14	vs Wisconsin (11-28-10)
	17	vs Georgia (11-25-10)
3 PT FG PERCENTAGE	.050 (1-20)	vs California (11-26-10)
	.261 (6-23)	vs Kentucky (12-8-10)
FREE THROWS MADE	11	STONY BROOK (12-19-10)
	12	vs Kentucky (12-8-10)
FREE THROW ATTEMPTS	12	STONY BROOK (12-19-10)
	20	vs Kentucky (12-8-10)
FREE THROW PERCENTAGE	.600 (12-20)	vs Kentucky (12-8-10)
	.640 (16-25)	LIBERTY (11-14-10)
REBOUNDS	28	GONZAGA (12-11-10)
	34	vs Kentucky (12-8-10)
ASSISTS	7	vs Wisconsin (11-28-10)
	10	vs Georgia (11-25-10)
STEALS	1	vs Wisconsin (11-28-10)
	2	MAINE (11-22-10)
	2	vs Georgia (11-25-10)
	2	vs Kentucky (12-8-10)
BLOCKED SHOTS	1	vs Georgia (11-25-10)
	2	GEORGIA SOUTHERN (11-12-10)
	2	GONZAGA (12-11-10)
TURNOVERS	8	GONZAGA (12-11-10)
	9	CHICAGO STATE (11-17-10)
	9	vs Wisconsin (11-28-10)
	9	STONY BROOK (12-19-10)
FOULS	8	vs Wisconsin (11-28-10)
	8	UMBC (12-22-10)

2010-11 Notre Dame Men's Basketball
 Notre Dame High/Low Analysis (as of Dec 22, 2010)
 All games

Opponent - GAME LOWS

POINTS	44		vs California (11-26-10)
	51		LIBERTY (11-14-10)
	51		vs Wisconsin (11-28-10)
	53		UMBC (12-22-10)
	61		GEORGIA SOUTHERN (11-12-10)
FIELD GOALS MADE	16		GEORGIA SOUTHERN (11-12-10)
	16		vs California (11-26-10)
FIELD GOAL ATTEMPTS	48		GEORGIA SOUTHERN (11-12-10)
	55		GONZAGA (12-11-10)
FIELD GOAL PERCENTAGE	.262	(16-61)	vs California (11-26-10)
	.333	(16-48)	GEORGIA SOUTHERN (11-12-10)
3 PT FIELD GOALS MADE	3		GEORGIA SOUTHERN (11-12-10)
	4		INDIANA STATE (11-30-10)
	4		UMBC (12-22-10)
3 PT FG ATTEMPTS	15		GEORGIA SOUTHERN (11-12-10)
	15		INDIANA STATE (11-30-10)
3 PT FG PERCENTAGE	.182	(4-22)	UMBC (12-22-10)
	.200	(3-15)	GEORGIA SOUTHERN (11-12-10)
FREE THROWS MADE	4		LIBERTY (11-14-10)
	4		vs Wisconsin (11-28-10)
	4		STONY BROOK (12-19-10)
FREE THROW ATTEMPTS	4		vs Wisconsin (11-28-10)
	7		LIBERTY (11-14-10)
FREE THROW PERCENTAGE	.500	(4-8)	STONY BROOK (12-19-10)
	.500	(10-20)	vs Georgia (11-25-10)
REBOUNDS	21		MAINE (11-22-10)
	27		GEORGIA SOUTHERN (11-12-10)
	27		INDIANA STATE (11-30-10)
	27		GONZAGA (12-11-10)
ASSISTS	8		vs California (11-26-10)
	11		GEORGIA SOUTHERN (11-12-10)
	11		vs Kentucky (12-8-10)
	11		STONY BROOK (12-19-10)
STEALS	3		LIBERTY (11-14-10)
	3		MAINE (11-22-10)
	3		GONZAGA (12-11-10)
BLOCKED SHOTS	1		CHICAGO STATE (11-17-10)
	1		UMBC (12-22-10)
TURNOVERS	4		vs Wisconsin (11-28-10)
	6		MAINE (11-22-10)
FOULS	16		vs Kentucky (12-8-10)
	17		STONY BROOK (12-19-10)
	17		UMBC (12-22-10)

2010-11 Notre Dame Men's Basketball
 Notre Dame Player High/Low Analysis (as of Dec 22, 2010)
 All games

Notre Dame - INDIVIDUAL GAME HIGHS

Points	26		ABROMAITIS, Tim vs Maine (11-22-10)
	25		ABROMAITIS, Tim vs Georgia (11-25-10)
	24		HANSBROUGH, Ben vs Indiana State (11-30-10)
	23		SCOTT, Carleton vs Gonzaga (12-11-10)
	22		ABROMAITIS, Tim vs Stony Brook (12-19-10)
	22		HANSBROUGH, Ben vs Chicago State (11-17-10)
Field Goals Made	8		ABROMAITIS, Tim vs Stony Brook (12-19-10)
	8		SCOTT, Carleton vs Stony Brook (12-19-10)
	8		HANSBROUGH, Ben vs Indiana State (11-30-10)
	8		ABROMAITIS, Tim vs Maine (11-22-10)
Field Goal Att.	17		SCOTT, Carleton vs California (11-26-10)
	15		HANSBROUGH, Ben vs Kentucky (12-8-10)
	15		ABROMAITIS, Tim vs Chicago State (11-17-10)
FG Pct (min 5 made)	1.000	(8-8)	SCOTT, Carleton vs Stony Brook (12-19-10)
	.889	(8-9)	ABROMAITIS, Tim vs Maine (11-22-10)
3-Point FG Made	6		HANSBROUGH, Ben vs Chicago State (11-17-10)
	5		HANSBROUGH, Ben vs Kentucky (12-8-10)
	5		HANSBROUGH, Ben vs Liberty (11-14-10)
3-Point FG Att.	10		HANSBROUGH, Ben vs Chicago State (11-17-10)
	9		HANSBROUGH, Ben vs Kentucky (12-8-10)
	9		SCOTT, Carleton vs California (11-26-10)
	9		ABROMAITIS, Tim vs Liberty (11-14-10)
3-Pt FG Pct (min 2 made)	1.000	(4-4)	SCOTT, Carleton vs Stony Brook (12-19-10)
	.800	(4-5)	HANSBROUGH, Ben vs Indiana State (11-30-10)
	.800	(4-5)	ABROMAITIS, Tim vs Georgia (11-25-10)
	.800	(4-5)	ABROMAITIS, Tim vs Maine (11-22-10)
Free Throws Made	12		NASH, Tyrone vs Liberty (11-14-10)
	11		NASH, Tyrone vs Maine (11-22-10)
Free Throw Att.	15		NASH, Tyrone vs Liberty (11-14-10)
	12		ABROMAITIS, Tim vs Georgia (11-25-10)
	12		NASH, Tyrone vs Georgia (11-25-10)
	12		NASH, Tyrone vs Maine (11-22-10)
FT Pct (min 3 made)	1.000	(6-6)	SCOTT, Carleton vs California (11-26-10)
	1.000	(6-6)	HANSBROUGH, Ben vs Maine (11-22-10)
	1.000	(6-6)	ABROMAITIS, Tim vs Maine (11-22-10)
	1.000	(4-4)	HANSBROUGH, Ben vs Stony Brook (12-19-10)
	1.000	(4-4)	HANSBROUGH, Ben vs Indiana State (11-30-10)
	1.000	(4-4)	ABROMAITIS, Tim vs Wisconsin (11-28-10)
	1.000	(4-4)	DRAGICEVICH, Alex vs Georgia Southern (11-12-10)
	1.000	(3-3)	ABROMAITIS, Tim vs Gonzaga (12-11-10)
	1.000	(3-3)	MARTIN, Scott vs Georgia Southern (11-12-10)
	1.000	(3-3)	COOLEY, Jack vs Georgia Southern (11-12-10)
Rebounds	11		ABROMAITIS, Tim vs UMBC (12-22-10)
	11		ABROMAITIS, Tim vs California (11-26-10)
	11		SCOTT, Carleton vs Georgia (11-25-10)
	11		NASH, Tyrone vs Maine (11-22-10)
	11		SCOTT, Carleton vs Chicago State (11-17-10)
Assists	9		HANSBROUGH, Ben vs Maine (11-22-10)
	8		HANSBROUGH, Ben vs Stony Brook (12-19-10)
Steals	3		BROOKS, Joey vs Georgia Southern (11-12-10)
	2		HANSBROUGH, Ben vs UMBC (12-22-10)
	2		ABROMAITIS, Tim vs UMBC (12-22-10)
	2		MARTIN, Scott vs Stony Brook (12-19-10)

	2	COOLEY, Jack vs Gonzaga (12-11-10)
	2	SCOTT, Carleton vs California (11-26-10)
	2	ABROMAITIS, Tim vs Liberty (11-14-10)
	2	HANSBROUGH, Ben vs Georgia Southern (11-12-10)
Blocked Shots	4	SCOTT, Carleton vs Indiana State (11-30-10)
	3	SCOTT, Carleton vs UMBC (12-22-10)
	3	SCOTT, Carleton vs Wisconsin (11-28-10)
	3	SCOTT, Carleton vs California (11-26-10)
	3	SCOTT, Carleton vs Chicago State (11-17-10)
Turnovers	5	HANSBROUGH, Ben vs Georgia (11-25-10)
	4	NASH, Tyrone vs Kentucky (12-8-10)
	4	HANSBROUGH, Ben vs Indiana State (11-30-10)
	4	NASH, Tyrone vs California (11-26-10)
	4	SCOTT, Carleton vs Georgia (11-25-10)
Fouls	5	SCOTT, Carleton vs Georgia (11-25-10)
	4	MARTIN, Scott vs Gonzaga (12-11-10)
	4	NASH, Tyrone vs Gonzaga (12-11-10)
	4	HANSBROUGH, Ben vs Kentucky (12-8-10)
	4	MARTIN, Scott vs Kentucky (12-8-10)
	4	SCOTT, Carleton vs Indiana State (11-30-10)
	4	NASH, Tyrone vs California (11-26-10)
	4	HANSBROUGH, Ben vs Georgia (11-25-10)
	4	ABROMAITIS, Tim vs Georgia (11-25-10)
	4	SCOTT, Carleton vs Chicago State (11-17-10)
	4	MARTIN, Scott vs Georgia Southern (11-12-10)
	4	BROGHAMMER, Mike vs Georgia Southern (11-12-10)
	4	SCOTT, Carleton vs Georgia Southern (11-12-10)