

WAKE FOREST FOOTBALL

NOV. 4, 2017 | 3:30 P.M. | NOTRE DAME STADIUM | NOTRE DAME, IND. | #GODEACS

GAME DETAILS

 WAKE FOREST DEMON DEACONS Record: 5-3 ACC: 2-3	Head Coach: Dave Clawson Alma Mater: Williams, '89 Season: 4th Record at Wake Forest: 18-27 (.400) Head Coaching Record: 18th Season - 108-107 (.502)	Event Info Location..... Notre Dame, Ind. Venue..... Notre Dame Stadium Capacity.....80,795 Surface.....FieldTurf TV.....NBC
	 5/8 NOTRE DAME FIGHTING IRISH Record: 7-1	

WAKE FOREST SCHEDULE & RESULTS

AUGUST		
31	PRESBYTERIAN (ACCN Extra)	W, 51-7
SEPTEMBER		
9	at Boston College* (ACCN Extra)	W, 34-10
16	UTAH STATE (ACCN Extra)	W, 46-10
23	at RV/- App State (ESPN3)	W, 20-19
30	RV/25 FLORIDA STATE* (ABC)	L, 19-26
OCTOBER		
7	at 2/2 Clemson* (ESPN2)	L, 14-28
21	at RV/RV Georgia Tech* (ESPNJ)	L, 24-38
28	LOUISVILLE* (ACC Network)	W, 42-32
NOVEMBER		
4	at 5/8 Notre Dame (NBC)	3:30
11	at Syracuse*	TBA
18	NC STATE*	TBA
25	DUKE*	TBA

THE NUMBERS

Wake Forest	Notre Dame
Record	5-3
ACC	2-3
Nonconference	3-0
Home	3-1
Away	2-2
Neutral	0-0
National Rank	--
Points Scored	31.2
Points Allowed	21.2
Rushing Yards	171.0
Passing Yards	256.2
TDs Rush/Pass	11/19
Total Offense	427.2
Total Defense	381.9

NOTRE DAME vs WAKE FOREST AT A GLANCE

THE MATCH UP

- Wake Forest closes nonconference play on Saturday, Nov. 4, as the Demon Deacons travel to Notre Dame to take on the Fighting Irish.
- Kickoff is set for 3:30 p.m. and will be broadcast nationally on NBC. Mike Tirico, Doug Flutie and Kathryn Tappen will have the call of Saturday's game.
- Saturday's game can also be heard on the Wake Forest Sports Network. Stan Cotten and Lary Sorensen have the call with Dave Goren reporting from the sidelines.

WAKE FOREST STORYLINES

- Wake Forest improved to 5-3 (2-3 ACC) with a 42-32 victory over Louisville on Saturday, Oct. 28 on a record-setting day.
- Greg Dortch caught a program-record four touchdowns behind a 28-of-34, 461 yard, six-total touchdown afternoon from John Wolford.
- The Deacs accounted for 625 yards of total offense, just the second time in program history a Wake Forest team has amassed 600 or more yards of offense, and seven yards shy of matching the program record of 632 yards.
- Wolford and Dortch each earned numerous weekly accolades, including a combined three honors from the ACC. Essang Bassey had 10 tackles, including seven solo stops, and an interception to lead the defense.

SERIES HISTORY

- Overall:** Notre Dame leads, 3-0
- All Games at Notre Dame:** 0-2
- Games at Notre Dame Stadium:** 0-2
- Dave Clawson vs. ND:** 0-1
- Brian Kelly vs. WF:** 3-0
- Last WF Win:** --
- Last ND Win:** 28-7 (11/14/15) at ND
- Last WF win at ND:** --
- Last ND win at ND:** 28-7 (11/14/15)
- Current Streak:** Notre Dame, 3
- Longest WF Streak:** --
- Longest ND Streak:** 3 (2011-pres.)
- Largest WF win:** --
- Largest ND win:** 38 in 2012

THE OPPOSITION & SERIES HISTORY

- Notre Dame enters Saturday's contest fifth in the AP poll and eighth in the Coaches poll after defeating NC State, 35-14, to improve to 7-1 on the season last time out.
- Brian Kelly is in his eighth season at the helm of the Fighting Irish, leading the team to a 66-32 record during his time at Notre Dame.
- Notre Dame leads the all-time series, 3-0, with the two teams last meeting during the 2015 season.
- Wake Forest will be the fourth ACC opponent the Fighting Irish will have faced this season, with Notre Dame owning a combined 3-0 record over Boston College, North Carolina and NC State.

LOOKING AHEAD

- The Deacs remain on the road to take on Syracuse on Saturday, Nov. 11.
- Kickoff and TV designation will be announced following Saturday's contest.

GAMEDAY COVERAGE

Television NBC Play-by-Play: Mike Tirico Color: Doug Flutie Sideline: Kathryn Tappen	Live Stats WakeForestSports.com
Radio Wake Forest Sports Network Play-by-Play: Stan Cotten Color: Lary Sorensen Sideline: Dave Goren Studio Host: James Travis	Twitter Live updates, stats and more @WakeFB
WakeForestSports.com Live audio stream of broadcast	Facebook Photos and news Wake Forest Football
	Instagram Photos and videos @WakeFootball
	YouTube Postgame highlights and interviews

PREVIOUS MEETINGS

Year	W/L	Site	Score
2015	L	A	7-28
2012	L	A	0-38
2011	L	H	17-24

NOTRE DAME SCHEDULE & RESULTS

SEPTEMBER		
2	-RV TEMPLE	W, 49-16
9	15/15 GEORGIA	L, 19-20
16	at Boston College	W, 49-20
23	at RV/RV Michigan State	W, 38-18
30	MIAMI (OHIO)	W, 52-17
OCTOBER		
7	at North Carolina	W, 33-10
21	11/10 USC	W, 49-19
28	14/15 NC STATE	W, 35-14
NOVEMBER		
4	WAKE FOREST	3:30
11	at Miami	TBA
18	NAVY	3:30
25	at Stanford	TBA

Home games in **BOLD CAPS**
 * - ACC game
 All times listed are ET

WHAT'S INSIDE

Media Policies & Game Week Info	2
Deacon Notes	3-5
Quick Facts & Radio Info	3
Pronunciation Guide	4
Wake's Record When	5
Series History	6
ACC Statistics	7
Head Coach Dave Clawson	8
Depth Chart	9
Numerical Roster	10-11
Season Stats	12-16
Box Scores	17-20
Individual Player Pages	21-31
The Last Time	32
Opponent Schedules	33

2017 WAKE FOREST FOOTBALL GAME NOTES

INTERVIEWS & POLICIES

Weekly Press Conference

Wake Forest's weekly press conference begins each Tuesday at 11 a.m. in the Rovere Room in the Miller Center on campus, beginning with selected players. Lunch will then be served and Dave Clawson will meet with the media at 12:00 p.m. in the Rovere Room followed by lunch with the print media in the Rovere Room. Any specific player requests must be made before noon on Monday. Quotes and video of the press conference will be posted on WakeForestSports.com.

ACC Weekly Teleconference

Dave Clawson participates in the ACC's weekly teleconference every Wednesday at 12:00 p.m. For the media access number, contact the ACC Media Relations Office or the Wake Forest Athletic Communications Office. The teleconference is archived online at theACC.com.

Covering Practice

Wake Forest typically conducts its practices on campus at the Doc Martin Practice Complex adjacent to the Pruitt Football Center. Please contact the Athletic Communications Office if you'd like to interview a coach or player at the conclusion of practice. Coach Clawson is available in person most days of the week and players are available Tuesday and Wednesday after practice.

The Dave Clawson Show

Coach Clawson's weekly radio show with the Voice of the Deacons, Stan Cotten, airs on the Wake Forest IMG Sports Network and online at WakeForestSports.com. The show will be held live on location at Bib's Downtown through Oct. 10 and then held at the IMG College studios in downtown Winston-Salem.

Coach Clawson Interviews

Aside from the previously mentioned Tuesday press conference, Wednesday teleconference and radio show, Dave Clawson is available for phone interviews on Wednesday afternoons between 12:30-1 p.m. and by appointment only. Please schedule those with the Athletic Communications Office.

Player Interviews

Players are available at Tuesday's weekly press conference and after practice Tuesday and Wednesday. Phone interviews will be scheduled on an individual basis, contingent on class schedules. Please schedule those with the Athletic Communications Office.

WEEKLY ACCOLADES

• John Wolford and Greg Dortch each brought in numerous weekly accolades following the Deacs' victory over Louisville.

Wolford:

- National Player of the Week by the College Football Performance Awards
- ACC Player of the Week by Athlon Sports
- ACC Offensive Back of the Week by the ACC
- One of eight quarterbacks named a Peyton Manning Award Star of the Week.
- One of the Davey O'Brien Award nominees for the "Great 8" as having one of the top eight performances on Saturday. The winner of the Davey O'Brien Quarterback of the Week will be announced on Tuesday.

Dortch:

- ACC Offensive Receiver of the Week and ACC Rookie of the Week by the ACC
- ACC Freshman of the Week by Athlon Sports
- ACC Offensive Player of the Week by College Sports Madness
- Named to the Paul Hornung Award Honor Roll by the Louisville Sports Commission.

EJIOFOR NAMED BEDNARIK SEMIFINALIST

- Senior defensive end Duke Ejiolor has been named as one of 18 semifinalists for the 2017 Chuck Bednarik Award.
- The Bednarik Award goes to the Outstanding Defensive Player of the Year and is selected by the Maxwell Football Club National Selection Committee.
- Ejiolor is second in the ACC with 6.5 sacks on the season and second in tackles for loss with 14. Nationally, Ejiolor ranks fifth in tackles for loss and 16th in sacks.
- Ejiolor is now third in program history in career sacks with 23.5 and seventh in career TFL with 40.5.

NOTING THE LOUISVILLE GAME

- Wake Forest's 42-32 win over Louisville on Oct. 28 marked the Demon Deacons' first win in the series in five tries.
- Wake Forest posted 625 yards of total offense, the second-best offensive production in school history. In 1968, the Deacons had 632 yards in a 48-31 win over North Carolina.
- Wake Forest threw for 461 yards, the sixth-highest total in a game in school history. It marked the 11th time Wake Forest had thrown for 400 or more yards in a game but the first time the Deacons reached that milestone and won.
- Wake Forest featured a 100-yard rusher (Matt Colburn II, 134 yards) and a pair of 100-yard receivers (Greg Dortch, 167; Scotty Washington, 133). It was the first time in school history Wake Forest had two 100-yard receivers and a 100-yard rusher in the same game.
- Wake Forest converted 8-of-13 third down opportunities for a season-best 61.5 percent, Wake Forest's 12th-best ever third down percentage in game.
- Wake Forest's defense recorded seven sacks, the most since getting seven against Maryland in 1997. It tied for the second-most sacks in a game in school history and marked the most times Lamar

ATHLETIC COMMUNICATIONS

Mailing/Shipping Address.....519 Deacon Blvd
 Winston-Salem, NC 27105
 Phone (336) 758-5640
 Fax (336) 758-5140
 Website WakeForestSports.com
 Associate AD/Ath. Comm. (FB Contact)..... Steve Shutt
 Email shuttsj@wfu.edu
 Office (336) 758-5640
 Cell (336) 970-7512
 Assistant Director (Secondary FB Contact)..... Dan Wallace
 Email wallacdj@wfu.edu
 Office (336) 758-1880
 Cell (630) 450-2077
 Administrative Coordinator (Credentials) Linda Rieck
 Email riecklc@wfu.edu
 Director Steve Kirkland
 Associate Director Jay Garneau
 Assistant Director Erin Meyer
 Ath. Comm Asst. Joseph Garwood
 Pressbox Phone (336) 896-9159

Jackson has been sacked in 2017.

- Matt Colburn II rushed for a career-high 134 yards vs. the Cardinals while Scotty Washington's six receptions and 133 receiving yards were both career highs.

DEACS VS. RANKED OPPONENTS

- The Irish enter Saturday's contest ranked No. 5 in the Associated Press poll and No. 8 in the Amway Coaches poll.
- Wake Forest has an all-time record of 22-132-1 against nationally-ranked teams.
- The Deacons are 0-1 this year vs. ranked teams, losing 26-19 to No. 25 (Coaches poll) Florida State on Sept. 30.
- Wake Forest's last win vs. a ranked team came in the 2016 Military Bowl when the Deacons defeated No. 23 Temple by a 34-26 score.
- Against top-five teams, Wake Forest is 1-37 all-time. The lone win came on Oct. 26, 1946 with a 19-6 victory at No. 4 Tennessee.
- The Deacons are 1-58 all-time against AP top 10 teams.

IN NOVEMBER AGAINST 1-LOSS TEAMS

- Wake Forest is 10-48-3 all-time when playing an opponent in November that has zero or one loss.
- The Deacons last beat such an opponent on Nov. 4, 2006 when they downed 7-1 Boston College, 21-14, at BB&T Field. The Eagles were ranked 16th in the nation.
- Since that game, the Deacons have dropped seven straight games, while two of those contests involved Notre Dame. Wake Forest lost 38-0 on Nov. 17, 2012 in South Bend to a 10-0 Notre Dame team and dropped a 28-7 decision on Nov. 15, 2014 in South Bend to 8-1 Notre Dame.
- Prior to the Boston College win, the Deacons had last defeated 5-1 Tulsa on Nov. 11, 1967 by a 31-24 score.

NOTRE DAME GAME WEEK SCHEDULE

31 TUESDAY	1 WEDNESDAY	2 THURSDAY	3 FRIDAY	4 SATURDAY
Practice - 8:20-10:15 a.m.	Practice - 8:15-10:15 a.m.	Practice - 8:20-9:50 a.m.	Travel to Notre Dame	Game vs. Notre Dame • 3:30 p.m. • Notre Dame Stadium • NBC
Press Luncheon • 11:00 a.m. • Miller Center • Clawson & select players				

2017 WAKE FOREST FOOTBALL GAME NOTES

DORTCH'S ROOKIE CAMPAIGN COMES TO AN END

- Redshirt freshman WR Greg Dortch suffered a season-ending abdominal injury during the Louisville game.
- The Richmond, Va. native underwent surgery October 28 following the game and will miss the remainder of the season.
- Dortch's season ends with him leading all freshmen in the nation in touchdown receptions (9), receiving yards (722) and receiving yards per game (90.2). He also holds the national lead in receptions (53) by a freshman.
- Dortch's four touchdown receptions against Louisville made him just the third player in the nation to catch four TDs in a game in 2017 while setting a program record for touchdown receptions in a single game.
- He ends his season averaging 161.2 all-purpose yards per game, tops in the country among freshmen and fifth overall.

WOLFORD SHINES AGAINST THE CARDINALS

- QB John Wolford played his finest game on Saturday in the win over Louisville.
- Wolford completed 28-of-34 passes for 461 yards and five touchdowns vs. the Cardinals. The 461 yards passing are the fifth-most in school history.
- He threw scoring passes of 32, 4, 25 and 52 yards to WR Greg Dortch then hit his former high school teammate, Chuck Wade, Jr., on a 44-yard scoring pass to ice the game.
- Wolford rushed one yard for Wake Forest's first touchdown of the game.
- Wolford went 19-for-23 for 258 yards in the first half to go with three touchdown passes. He then completed 9-of-11 passes for 203 yards and two touchdowns in the second half.
- Wolford's 475 yards of total offense are the third-most in a game in school history.
- Wolford is now responsible for 21 touchdowns this year, 15 by passing and six by rushing. He is tied for the third most

touchdowns responsible for in a season. The school record is 28 by Riley Skinner in 2009.

- Wolford is currently fourth for the most touchdowns responsible for in a season behind Jay Venuto who had 22 in 1980 and Tanner Price with 21 in 2011.
- Wolford is now responsible for 60 touchdowns in his career, 15 rushing and 45 passing. The school record is 65 by Price (2010-13) and Skinner (2006-09).

WOLFORD INTO THE RECORD BOOKS

- Among the records QB John Wolford tied against Louisville on Saturday:
 - Wolford tied the school record for touchdown passes in a game with five, matching the mark set by Riley Skinner in 2009 in the final game of his career at Duke.
 - Wolford tied the school record for touchdowns responsible for in a game with six. Wolford tied the record that was originally set in 1941 by Joe Duncavage against Camp Davis. Duncavage rushed for five touchdowns and threw for one.

DORTCH IN THE RECORD BOOKS

- With his season over, Greg Dortch's name can go into the Wake Forest record book.
- His nine touchdown receptions are the third-most in a season by a Deacon wide receiver. The nine TD receptions are a school record for redshirt freshmen, breaking the previous record of eight set by Chris Givens in 2009.
- Dortch's 53 catches are the second-most ever by a redshirt freshman behind Cam Serigne's 54 in 2014.
- Dortch's 722 receiving yards are the most-ever by a Wake Forest redshirt freshman.
- Dortch's 161.2 all-purpose yards per game will break the school record of 157.3 set by John Zeglinski in 1975.

SERIGNE IN THE RECORD BOOKS

- Tight end Cam Serigne is in sole possession of three of Wake Forest's three tight end career records.
- Serigne entered the season already owning the school mark for career touchdown catches by a tight end. With five additional touchdown catches this year, Serigne holds the school TE mark with 17.
- He now has 1,745 career receiving yards, surpassing the previous career TE record of 1,652 set by John Henry Mills (1989-92).
- Serigne's four receptions vs. Louisville gives him 146 for his career, surpassing Mills' record of 142 for the most receptions by a Demon Deacon TE.
- Serigne's 43 career starts are the most-ever by a Demon Deacon tight end.

BB&T RECORDS FALL

- John Wolford's five touchdown passes vs. Louisville marks the most TD passes in a game at BB&T Field as do Greg Dortch's four touchdown receptions.
- Wake Forest's 625 total offense yards also marked a stadium record.

RECORD BOOK PROJECTIONS

- If WR Scotty Washington maintains his 19.9 yards per catch average for the entire season, it would match the school record set by Todd Dixon in 1991.
- John Wolford's current passing efficiency rating of 167.92 would set a school record. Riley Skinner currently owns the season record of 147.8 set in 2009.
- Wolford's 285.9 total offense yards per game average is better than the current school record of 268 set by Skinner in 2009.

QUICK FACTS

Location	Winston-Salem, NC 27109
Founded	1834
Enrollment	5,102 undergraduate
Colors	Old Gold & Black
Stadium	BB&T Field (31,500)
Surface	FieldTurf
Conference	Atlantic Coast
President	Dr. Nathan O. Hatch
Athletic Director	Ron Wellman
Ticket Office Phone	(888) 758-DEAC

PROGRAM HISTORY

First Year of Football	1888
Season of Football	116th
Bowl Appearances	11 (7-4)
Last Bowl Game	2016 Military Bowl
All-Time Record	447-651-33 (.410)
All-Time ACC Record	137-311-5 (.308)

TEAM INFORMATION

2016 Overall Record	7-6
ACC Record/Finish	3-5 (4th Atl.)
Letterwinners Returning	43
(21 offense, 17 defense, 5 specialists)	
Letterwinners Lost	16
(5 offense, 11 defense, 0 specialists)	
Starters Returning/Lost	17/8
Offense	9/2
Defense	5/6
Special Teams	3/0

WAKE FOREST IMG SPORTS NETWORK

Play-By-Play Announcer	Stan Cotten
Color	Lary Sorensen
Sidelines	Dave Goren
Engineer	Tim Sparks
Spotter	Josh Nixon
Studio Host	James Travis
President	Tim Perneti
General Manager	Jeff Salisbury
Partner Services Coord.	Melissa Ashworth

WAKE FOREST FOOTBALL RADIO NETWORK AFFILIATES

*Galax, VA; Triad	WBRF-FM	98.1
Charlotte	WCRU-AM	960
Charlotte	WCRU-FM	105.7
Durham	WDRU-FM	105.5
Fairmont	WFMO-AM	860
Greensboro	WKEW-AM	1400
Greensboro	WKEW-FM	96.3
New Bern	WWNB-AM	1490
New Bern	WWNB-FM	103.9
Raleigh	WDKU-AM	1030
Raleigh	WDKU-FM	105.7
Statesville	WSIC-AM	1400
Statesville	WSIC-FM	100.7
Winston-Salem	WPOL-AM	1340
Winston-Salem	WPOL-FM	103.5

* - flagship station

HEAD-TO-HEAD COMPARISON

Wake Forest			Notre Dame	
Stat	NCAA	Category	NCAA	Stat
21.3	36th	Scoring Offense	11th	40.5
171.0	57th	Rushing Offense	6th	317.9
256.3	44th	Passing Offense	118th	150.4
427.3	48th	Total Offense	22nd	468.3
21.3	36th	Scoring Defense	10th	16.1
183.8	88th	Rushing Defense	16th	116.6
198.1	38th	Pass Defense	77th	232.5
381.9	55th	Total Defense	34th	349.1
0.63	24th	Turnover Margin	7th	1.38
166	66th	First Downs	38th	180
168	78th	Opp. First Downs	146	40th
39.1	69th	3rd Down Conversions	39th	43.3
37.3	60th	Opp. 3rd Down Conversions	40th	34.1
2.75	23rd	Sacks By	38th	2.38
1.63	42nd	Sacks Against	42nd	1.63
46.5	35th	Penalty Yards	55th	51.63
37.0	90th	Net Punting	71st	37.58
11.29	27th	Punt Return Avg.	100th	4.79
19.73	89th	Kickoff Returns	57th	21.5
22.31	89th	Kickoff Coverage Net	108th	23.68
27:40	110th	Time of Possession	87th	29:05
90.9	21st	Red Zone Offense	21st	90.9
83.3	63rd	Red Zone Defense	15th	72.0

2017 WAKE FOREST FOOTBALL GAME NOTES

PRONUNCIATION GUIDE

Alex Bachman	BOCK-man
Justin Bartee	bar-TEE
Carlos Basham, Jr.	BASH-em
Essang Bassey	EE-sang BASS-ee
Elontae Bateman	ee-LON-tay
Christian Beal	BEEL
Matthew Considine	CON-si-DINE
Dayton Diemel	DEEM-uhl
Wendell Dunn	when-DELL
Duke Ejirofor	EDGE-eh-for
Jack Freudenthal	FROOD-en-thal
Malik Grate	GREAT
Justin Herron	her-RON
Tabari Hines	tuh-BAR-ee
Waydale Jones	way-DELL
Sulaiman Kamara	SUE-lay-mon khu-MAR-a
Dom Maggio	MAH-gee-oh
Kalin McNeil	KAY-lin
Je'Vionte' Nash	JAY-vee-on-tay
Trey Ndlovu	en-LOW-vu
Patrick Osterhage	OH-stir-haig
Christopher Pearcey	PEER-see
Allan Rappleyea	rap-LEE-yay
Traveon Redd	TRAY-vee-on
Cam Serigne	SAIR-in-ay
James Sriraman	shree-RAH-man
Justin Strnad	stir-NOD
Taleni Suhren	tuh-LENNY SUR-ren
A'Lique Terry	uh-LEAK
Jaboree Williams	juh-BAR-ee
Jacquez Williams	juh-KEZ
John Wolford	WOHL-ferd
Willie Yarbary	YAR-bare-ee

DEACONS IN THE NFL

Player	Team	Exp.
Josh Banks	New York Giants	1st
Tommy Bohanon	Jacksonville	4th
K.J. Brent	Seattle	2nd
Michael Campanaro	Baltimore	4th
Brandon Chubb	Detroit	2nd
Kevin Johnson	Houston	3rd
Marquel Lee	Oakland	1st
Joe Looney	Dallas	6th
Kyle Wilber	Dallas	6th

DUNN THE DEPENDABLE

- Wake Forest DE Wendell Dunn continues to climb the charts for career starts. Now in his fourth year as a starter and second year as a team captain, Dunn has started 45 consecutive games.
- The redshirt senior started all 12 games in 2014 and 2015, all 13 games in 2016 and each of the first eight games in 2017.
- Only one Wake Forest defensive lineman had ever started as many games, as Fred Robbins (1996-99) started 44 career games.
- LB Aaron Curry (2005-08) holds the school record with 49 career starts.
- Dunn could match Curry's record with four games remaining in the regular season.

STINGY DEMON DEACON DEFENSE

- Wake Forest continues to lead the nation in tackles for loss with 9.3 per game.
- The Deacons collected 11 tackles for loss and seven sacks against Louisville. The seven sacks stand as the second-most in a game in school history, trailing only the nine sacks the Deacons earned against Maryland in 1992.
- The Deacons sacked Lamar Jackson six times, marking the third-highest sack total of his career.
- Wake Forest ranks 36th in the nation in scoring defense this week, allowing 21.3 points per game.
- The Deacons are 38th nationally in passing yards allowed at 198.1 per game.

OFFENSIVE NOTES

- Wake Forest remains the No. 2 team in the ACC in red zone offense. The Deacons have earned points on 30 of 33 trips into the red zone this season, a 90.9 percent conversion rate.
- Wake Forest is seventh in the nation in fewest fumbles lost with two. Iowa State and SMU are the only teams in the country that have not lost a fumble this season.
- The Deacons are tied for second in the nation in fewest turnovers lost with five. Wake Forest has thrown three interceptions and lost two fumbles. NC State leads the nation in fewest turnovers lost with four.

STEADY IN THE TRENCHES

- Wake Forest has ranked either last or next to last in the ACC in sacks allowed in each of the last three years. This season, the Deacons are the tied for the third in preventing sacks.
- Wake Forest allowed 48 sacks in 2014 (last in ACC), 40 sacks in 2015 (next to last) and 39 sacks in 2016 (next to last).
- In 2017, the Deacon offensive line has allowed just 13 sacks and is tied for third in the ACC in fewest sacks allowed.

FUTURE IRISH GAMES

- Wake Forest and Notre Dame have seven games scheduled through the next 15 years.
- Notre Dame will visit BB&T Field on Sept. 22, 2018 and the two will meet at Charlotte's Bank of America Stadium on Sept. 26, 2020.
- The Deacons will return to South Bend for a game on Oct. 28, 2023.
- Wake Forest will host Notre Dame in 2027 and 2037 while the Deacons return to South Bend in 2029 and 2032.
- Both team's freshmen on the 2032 team are currently turning three years old.

BLAST FROM THE PAST

- Stanley Cofall was Wake Forest's head football coach in 1928, posting a 2-6-2 record.
- As a freshman playing for the Irish in 1914, Cofall scored nine touchdowns and led Notre Dame in scoring with 82

points. In 1916, he earned All-America honors and then went on to play professionally with the Massillon Tigers.

- A native of Cleveland, Ohio, Cofall founded the Stanco Oil Company in 1935.
- He was instrumental in moving the Notre Dame-Navy football game in 1942 to Cleveland.

DORTCH TORCHES YELLOW JACKETS

- Redshirt freshman Greg Dortch turned in an outstanding effort against Georgia Tech on Oct. 21. Dortch finished the game with 258 all-purpose yards, a school record for a freshman.
- Dortch eclipsed the previous record of 249 all-purpose yards set by James McDougald vs. Clemson in 1976.
- Dortch turned in the ninth-best all-purpose yardage game in school history against Georgia Tech.

WOLFORD CLIMBS CAREER CHARTS

- John Wolford continues his climb up the Wake Forest record book in career passing and total offense numbers.
- Wolford is just the sixth Deacon QB to ever attempt over 1,000 passes, with 1,080 to his credit. Additionally, he became the sixth player in program history to complete 600 or more passes in a career when he completed 17 against Georgia Tech.
- Wolford's 7,262 career passing yards rank fifth in school history and his 45 career TD passes is third-best. His completion percentage of 58.6 percent is fifth-best.
- Wolford is third all-time in career rushing yards by Wake Forest quarterbacks with 780, trailing only Larry Russell (1969-71) and Freddie Summers (1968-69). His 14 career rushing touchdowns rank third all-time among Wake Forest QBs.
- Wolford is third all-time with 8,040 career total offense yards.
- The senior threw for 252 yards against Georgia Tech to join a select group of Deacon quarterbacks who have thrown for 1,000 or more yards in four seasons. Riley Skinner (2006-09) and Tanner Price (2010-13) are the only others to have accomplished the feat.

PENALTY FLAG ANOMALY

- Both of Wake Forest's ACC wins in 2017 have come with the opponent not being penalized.
- Neither Boston College (Sept. 9) nor Louisville (Oct. 28) were flagged for a single accepted penalty in its games against the Deacons.

BLOCK PARTY

- Wake Forest's Paris Black blocked a Georgia Tech PAT on Oct. 21. It marked the third blocked kick of the year for the Deacs.
- Scotty Washington blocked a game-winning field goal attempt by Appalachian State on Sept. 23 while Wendell Dunn blocked a PAT attempt by the Mountaineers.
- Over the last 15 seasons, the most blocked kicks the Deacons have recorded in a season is five in 2010.

CONSISTENT SERIGNE

- After averaging a touchdown every 10.8 catches over his first three seasons, Serigne is averaging a touchdown every 3.2 catches this season (16 receptions, five touchdowns).
- Serigne had caught at least one pass in 37 consecutive games before his streak was broken against Boston College on Sept. 9.

WOLFORD EXCELLING AT QB

- Wake Forest senior quarterback John Wolford continues to lead the Wake Forest offense. Through the first eight games, Wolford has thrown 15 touchdown passes with just two

2017 WAKE FOREST FOOTBALL GAME NOTES

interceptions.

- The victory against Louisville on Oct. 28 was Wolford's 17th as Wake Forest's starting QB, moving him into third place among Deacon QBs. Mike Elkins (1985-88) is second with 18 wins and Riley Skinner (2006-09) is Wake Forest's career leader in wins with 31.

BYRD AND HINES TOP CENTURY MARK

- Wake Forest had a 100-yard rusher and a 100-yard receiver against Utah State on Sept. 16.
- Arkeem Byrd rushed for a career-high 120 yards while WR Tabari Hines had 129 receiving yards.
- It marked the first time since a win at Army on Sept. 22, 2012, that the Deacons had a 100-yard rusher and receiver.
- In that game, RB Josh Harris rushed for 129 yards, RB DeAndre Martin added 115 yards rushing and WR Michael Campanaro had 153 yards receiving.

CLAWSON YEAR FOUR

- Fourth-year head coach Dave Clawson has excelled in the fourth season at his three previous schools.
- Clawson owns an overall record of 34-14 and a conference record of 21-7 in during his fourth year as head coach.
- At Fordham in 2002, Clawson led the Rams to a 10-3 record and the second round of the FCS playoffs.
- At Richmond in 2007, the Spiders were 11-3 and reached the semifinals of the FCS playoffs.
- At Bowling Green in 2012, the Falcons went 8-5 and reached the Military Bowl.
- At Wake Forest in 2017, the Demon Deacons are 5-3 overall and 2-3 in ACC play.

ONE SCORE, FOURTH QUARTER GAMES

- Head coach Dave Clawson frequently mentions Wake Forest's plethora of one score games in the fourth quarter.
- That is defined as the Demon Deacons and their opponents being separated by 8 points or fewer in the final quarter.
- In Clawson's 44 games as head coach (17-27), the Deacons have played 27 such games.
- Wake Forest is 11-16 in one score, fourth quarter games, including a 6-3 mark last season and a 1-2 record this year with a win against App State and losses to Florida State and Georgia Tech.

WATCH LISTS

- Several Wake Forest players were named to preseason watch lists for national awards.
- Duke Ejirofor leads the way with three selections, as he was named to the watch lists for the Bednarik Award (top defensive player), Bronko Nagurski Trophy (top defensive player) and the Ted Hendricks Award (top defensive end).

He was later named a semifinalist for the Bednarik Award.

- Cam Serigne was named to the watch list of the Mackey Award (top tight end), in addition to being the tight end on the preseason All-ACC squad.
- Ryan Anderson is on the watch list for the Rimington Award (top center).
- Mike Weaver is on the list for the Lou Groza Award (top kicker).
- Wendell Dunn is on the list for the Wuerrfel Trophy (community service and academic achievement).
- Zeek Rodney was added to the Bednarik Award watch list during the course of the season.

WAKE FOREST PRODUCING TOP TALENT

- Over the last three seasons, Wake Forest is the only school in the nation to have a first round draft pick in the NFL, NBA, WNBA, MLB and MLS drafts.
- Kevin Johnson was a first round pick of the Houston Texans in 2015.
- John Collins was a first round pick of the Atlanta Hawks in 2017.
- Dearica Hamby was a first round pick of the WNBA's San Antonio Stars in 2015.
- Jack Harrison was a first round pick of the MLS Chicago Fire in 2016 and Jacori Hayes was a first round pick of FC Dallas in 2017.
- Will Craig was a first round pick of the Pittsburgh Pirates in 2016.

A GOOD YEAR IN 2016-17

- During the 2016-17 season, only three schools won a bowl game, played in the NCAA Men's Basketball Championship and advanced to a baseball Super Regional.
- The three were Wake Forest, Florida and Florida State.

WAKE FOREST IN OVERTIME

Date	Opponent	Site	OT	W/L
10/2/98	Appalachian State	H	1	L, 27-30
8/29/02	Northern Illinois	A	1	L, 41-42
9/4/04	Clemson	A	2	L, 30-37
10/2/04	NC State	A	1	L, 21-27
9/22/07	Maryland	H	1	W, 31-24
11/1/08	Duke	H	1	W, 33-30
9/26/09	Boston College	A	1	L, 24-27
11/7/09	Georgia Tech (10/11)	A	1	L, 27-30
9/1/11	Syracuse	A	1	L, 29-36
11/22/14	Virginia Tech	H	2	W, 6-3

WAKE'S RECORD WHEN

	2017	Under Clawson
At Home	3-1	11-12
On The Road	2-2	6-15
Neutral Site Games	0-0	1-0
Vs. ACC Opponents	2-3	7-22
Vs. Non-Conference Opp.	3-0	11-5
Vs. In-State Opponents	1-0	4-6
In August	1-0	1-1
In September	3-1	11-5
In October	1-2	3-12
In November	0-0	2-9
In December	0-0	1-0
On ABC	0-1	0-2
On ACC Network	1-0	2-3
On ACC Network Extra	3-0	5-0
On CBS Sports Network	0-0	1-1
On ESPN	0-0	1-4
On ESPN2	0-1	0-4
On ESPNU	0-1	1-4
On ESPN3	1-0	4-0
On Fox Sports	0-0	3-8
On NBC	0-0	0-1
On Big Ten Network	0-0	1-0
Against Unranked Teams	5-1	17-17
Against Ranked Teams	0-2	1-10
Against Top-10 Teams	0-1	0-6
Afternoon Games	4-2	12-17
Night Games	1-1	6-10
Decided by 7 or Less	1-1	8-7
Winning Coin Toss	3-3	11-12
Losing Coin Toss	2-0	7-15
Scoring First	5-0	11-9
Opp. Scores First	0-3	7-18
Leading At Halftime	4-1	12-6
Tied At Halftime	0-0	4-3
Trailing At Halftime	1-2	2-18
Leading After 3 Qtrs	4-0	13-4
Tied After 3 Qtrs.	0-0	2-1
Trailing After 3 Qtrs.	1-3	3-22
In Overtime	0-0	1-0
Scoring 30+ Pts	4-0	8-0
Scoring 20-29 Pts	1-1	6-6
Scoring 0-19 Pts	0-2	4-21
Allowing 30+ Pts	1-1	1-15
Allowing 20-29 Pts	0-2	5-9
Allowing 0-19 Pts	4-0	12-3
Outrushing Opp.	4-0	12-2
Getting Outrushed	1-3	6-25
Pass For More Yds	3-2	10-11
Pass For Fewer Yds	2-1	8-16
Outgaining Opp.	4-1	11-6
Getting Outgained	1-2	7-21
Win Time of Poss.	2-0	10-9
Lose Time of Poss.	3-3	8-18
Score a Def./ST TD	1-0	4-3
Allow a Def./ST TD	0-0	0-10
Fewer Penalty Yards	1-3	6-17
More Penalty Yards	4-0	12-10
Equal Penalty Yards	0-0	0-0
Win Turnover Battle	2-1	9-7
Lose Turnover Battle	0-2	3-15
Turnover Battle Even	3-0	6-5
In Gold Helmets	2-1	7-6
In Matte Helmets	1-1	6-13
In Black Helmets	2-1	5-8
White Jerseys	2-1	6-13
Black Jerseys (black sleeves)	3-2	8-12
Black Jerseys (gold sleeves)	0-0	4-2
In White Pants	1-0	3-4
In Gold Pants	2-1	9-7
In Black Pants	2-2	6-16

ON THIS DATE IN DEACON FOOTBALL HISTORY • NOVEMBER 4 • RECORD: 6-7

2006: Kevin Marion raced 81 yards for a touchdown and Patrick Ghee intercepted a pass in the end zone with less than a minute remaining in the game to lead No. 22 Wake Forest to a 21-14 win over No. 16 Boston College at Groves Stadium. Early in the third quarter, Marion faked a handoff on an end-around and sprinted for the right sideline for the fifth-longest run in school history. BC's Matt Ryan set career highs by completing 40-of-57 passes for 405 yards.

2000: Tarence Williams rushed for a career-high 154 yards and scored on runs of 16, 5 and 72 yards as Wake Forest beat Duke 28-26. After Wake Forest went up 28-18 late in the game, the Blue Devils scored with 53 seconds to play. Wake Forest recovered the onside kick to close out the game.

1967: Wake Forest scored twice in the final three minutes to upset South Carolina 35-21 at Bowman Gray Stadium. Quarterback Freddie Summers scored on a 17-yard run to put the Deacons ahead and halfback Buz Leavitt added a 1-yard scoring plunge with just 14 seconds left in the game. Leavitt and Summers each finished the game with a pair of touchdowns. The loss was South Carolina's first in the ACC and knocked the Gamecocks out of first place. For Wake Forest, it marked its highest point total since 1964.

2017 WAKE FOREST FOOTBALL GAME NOTES

WAKE FOREST - NOTRE DAME SERIES



NOTRE DAME 28, WAKE FOREST 7
NOVEMBER 14, 2015
NOTRE DAME STADIUM (80,795)

NOTRE DAME, IND. -- No. 4 Notre Dame jumped out to a 21-0 halftime lead en route to a 28-7 victory over Wake Forest at Notre Dame Stadium.

Wake Forest (3-7) out-gained the Fighting Irish (9-1), 340-282, in total yards, but the Notre Dame defense forced a pick-six and three times caused Wake Forest

to turn it over on downs.

Freshman running back Tyler Bell set career-highs with 23 carries and 90 yards rushing, most by a running back this season. KJ Brent led all receivers with five catches and 82 yards, including a career-long 52-yard grab.

The Demon Deacons went for it on 4th-and-8 from the ND 33-yard-line on their second drive, but after an incomplete pass, Notre Dame drove down the field and scored on a 12-yard run by DeShone Kizer.

On the ensuing drive, a John Wolford pass slipped out of his hands and was picked off by Andrew Trumbetti, who took it 28 yards for a touchdown to make it 14-0.

Early in the second quarter, Wolford found Bell for a 13-yard pass down to the 1-yard-line on third down, but Bell was stopped on 4th-and-goal. A play later, Josh Adams broke a pair of tackles and scampered for a 98-yard touchdown, the longest in Notre Dame's history.

Wake Forest bounced back in the third quarter, with Wolford orchestrating an 11-play, 55-yard drive over 6:16, the second-longest drive in terms of time this season, capped off by a one-yard touchdown plunge by Wolford.

The Irish capped off the scoring in the fourth quarter, when Kizer ran for a 5-yard touchdown, his second of the game.

Defensively, Marquel Lee led the way with eight tackles, followed by Ryan Janvion and Brandon Chubb, with seven apiece.

Scoring	1	2	3	4	Total
Wake Forest	0	0	7	0	7
Notre Dame	14	7	0	7	28

1st Quarter

ND - Kizer 12 yd run (Yoon kick), 3:41

ND - Trumbetti 28 yd interception return (Yoon kick), 2:46

2nd Quarter

ND - Adams 98 yd run (Yoon kick), 9:59

3rd Quarter

WF - Wolford 1 yd run (Weaver kick), 2:40

4th Quarter

ND - Kizer 5 yd run (Yoon kick), 10:58

	WF	ND
FIRST DOWNS	23	15
RUSHES-YARDS (NET)	44-121	30-171
PASSING YDS (NET)	219	111
Passes Att-Comp-Int	19-30-1	13-19-0
TOTAL OFFENSE PLAYS-YARDS	74-340	49-282
Fumble Returns-Yards	0-0	0-0
Punt Returns-Yards	3-16	0-0
Kickoff Returns-Yards	2-39	0-0
Interception Returns-Yards	0-0	1-28
Punts (Number-Avg)	3-50.0	5-44.0
Fumbles-Lost	2-0	0-0
Penalties-Yards	5-58	4-45
Possession Time	35:48	24:12
Third-Down Conversions	7 of 16	6 of 11
Fourth-Down Conversions	0 of 3	0 of 0
Sacks By: Number-Yards	3-21	3-23

RUSHING: WF - Bell 23-90; Hinton 4-23; Wolford 15-5; Robinson 2-3. ND - Adams 17-141; Kizer 13-30.

PASSING: WF - Wolford 19-30-219-0-1. ND - Kizer 13-19-111-0-0.

RECEIVING: WF - Brent 5-82; Hines 4-57; Bell 3-22; Wade 3-17; Lewis 2-30; Serigne 2-11. ND - Fuller 3-37; Brown 3-27; Hunter 2-22; Adams 2-minus 3; Carlisle 1-18; Hounshell 1-6; Robinson 1-4.

WF - ND CONNECTIONS

- Notre Dame defensive coordinator Mike Elko was Wake Forest's defensive coordinator from 2014 through 2016. In addition, Elko has been a member of Dave Clawson's coaching staff at each of his head coaching stops: Fordham, Richmond and Bowling Green.

- Clark Lea, Notre Dame's linebacker coach, was a member of Wake Forest's coaching staff in 2016 and part of Clawson's Bowling Green staff in 2012.

- Bill Rees, Notre Dame's director of scouting, served in a similar role at Wake Forest in 2015 and 2016.

- Wake Forest freshman walk-on Jack Rielly is a graduate of Pittsburgh Central Catholic where he was a teammate with Notre Dame freshman LB David Adams and DL Kurt Hinisch.

- Demon Deacon TE Devin Pike and Notre Dame sophomore OL Tommy Kraemer are both graduates of Cincinnati Elder High School.

SERIES HISTORY

Overall: Notre Dame leads 3-0

All Games at WFU: 0-1

Games at BB&T Field: 0-1

All Games at Notre Dame: 0-2

Games at Notre Dame Stadium: 0-2

Dave Clawson vs. Notre Dame: 0-1

Brian Kelly vs. WFU: 3-0

Last WFU Win: --

Last ND Win: 28-7 (11/14/15) at ND

Last WFU win at ND: --

Last ND win at WFU: 24-17 (11/5/11)

Current Streak: Notre Dame 3

Longest WFU Streak: --

Longest ND Streak: 3 (2011-Present)

Largest WFU win: --

Largest ND win: 38 in 2012

11/14/2015	L	A	7-28
11/17/2012	L	A	0-38
11/5/2011	L	H	17-24



2017 WAKE FOREST FOOTBALL GAME NOTES

2017 ACC STANDINGS

	CONFERENCE			OVERALL			STRK	HOME	ROAD	NEU	DIV
	W-L	PF	PA	W-L	PF	PA					
Atlantic Division											
NC State	4-0	134	88	6-2	262	194	L1	4-0	2-1	0-1	3-0
Clemson	5-1	188	96	7-1	258	105	W1	5-0	2-1	0-0	4-1
Boston College	3-3	148	146	5-4	219	223	W3	2-3	3-1	0-0	2-2
Syracuse	2-2	98	108	4-4	238	197	L1	4-1	0-3	0-0	1-1
Wake Forest	2-3	133	134	5-3	250	170	W1	3-1	2-2	0-0	2-2
Louisville	2-4	198	236	5-4	330	277	L1	2-2	2-2	1-0	1-4
Florida State	2-4	115	146	2-5	122	170	L2	0-3	2-1	0-1	1-3
Coastal Division											
Miami	5-0	131	88	7-0	224	131	W12	4-0	3-0	0-0	3-0
Virginia Tech	3-1	123	51	7-1	283	92	W3	4-1	2-0	1-0	2-0
Georgia Tech	3-2	140	97	4-3	218	149	L1	4-0	0-2	0-1	2-1
Virginia	2-2	72	107	5-3	197	192	L2	3-2	2-1	0-0	2-1
Pittsburgh	2-3	113	128	4-5	218	251	W2	3-2	1-3	0-0	2-1
Duke	1-5	84	141	4-5	219	185	L5	3-3	1-2	0-0	1-4
North Carolina	0-6	99	210	1-8	192	301	L6	0-6	1-2	0-0	0-5

2017 ACC BOWL TIE-INS

Bowl	Date/Time (ET)	Site	Matchup
Bad Boy Mowers Gasparilla Bowl	Dec. 21 / 8:00 p.m.	St. Petersburg, Fla.	ACC vs. American/CUSA
Birmingham Bowl	Dec. 23 / 12:00 p.m.	Birmingham, Ala.	ACC vs. SEC/American
Quick Lane Bowl	Dec. 26 / TBD	Detroit, Mich.	ACC vs. Big Ten
Camping World Independence Bowl	Dec. 27 / 1:30 p.m.	Shreveport, La.	ACC vs. SEC
New Era Pinstripe Bowl	Dec. 27 / 5:15 p.m.	New York, N.Y.	ACC vs. Big Ten
Military Bowl Pres. Northrop Grumman	Dec. 28 / 1:30 p.m.	Washington, D.C.	ACC vs. American
Camping World Bowl	Dec. 28 / 5:15 p.m.	Orlando, Fla.	ACC vs. Big 12
Belk Bowl	Dec. 29 / 1:00 p.m.	Charlotte, N.C.	ACC vs. SEC
Hyundai Sun Bowl	Dec. 29 / 2:00 p.m.	El Paso, Texas	ACC vs. Pac-12
Franklin American Music City Bowl	Dec. 29 / 4:30 p.m.	Nashville, Tenn.	ACC vs. SEC/Big Ten
Goodyear Cotton Bowl Classic	Dec. 29 / 8:30 p.m.	Arlington, Texas	At-Large vs. At-Large
Capital One Orange Bowl	Dec. 30 / 8:00 p.m.	Miami, Fla.	ACC Champion
TaxSlayer Bowl	Dec. 30 / 12:00 p.m.	Jacksonville, Fla.	ACC vs. SEC/Big Ten
PlayStation Fiesta Bowl	Dec. 30 / 4:00 p.m.	Glendale, Ariz.	At-Large vs. At-Large
Chick-fil-A Peach Bowl	Jan. 1 / 12:30 p.m.	Atlanta, Ga.	At-Large vs. At-Large
Citrus Bowl	Jan. 1 / 1:00 p.m.	Orlando Fla.	ACC vs. SEC/Big
TenNational Semifinal - Rose Bowl	Jan. 1 / 5:00 p.m.	Pasadena, Calif.	At-Large vs. At-Large
National Semifinal - Sugar Bowl	Jan. 1 / 8:45 p.m.	New Orleans, La.	At-Large vs. At-Large
National Championship	Jan. 9 / 8:30 p.m.	Tampa, Fla.	Semifinal winners

ACC INDIVIDUAL LEADERS - ALL GAMES

OFFENSE			DEFENSE		
	Stat	ACC		Stat	ACC
John Wolford			Cameron Glenn		
Passing Efficiency	167.9	1st	Interceptions	2	t-8th
Total Offense	285.9	4th	Passes Defended	8	t-11th
Passing Yards / gm	237.1	7th	Tackles / gm	6.0	t-32nd
Greg Dortch			Duke Ejirofor		
All Purpose Yards	161.2	1st	Fumbles Forced	2	t-2nd
Receptions / gm	6.6	5th	Tackles for Loss	14.0	t-2nd
Receiving Yards / gm	90.2	2nd	Sacks	6.5	t-2nd
Scoring (TD) / gm	6.8	4th	Amari Henderson		
			Passes Defended	10	t-6th
			Tackles / gm	5.1	t-49th
			Carlos Basham, Jr.		
			Fumbles Recovered	1	t-2nd
			Essang Bassey		
			Passes Defended	9	t-9th
			Jessie Bates III		
			Tackles / gm	8.0	12th
			Grant Dawson		
			Tackles / gm	6.8	23rd
			Tackles for Loss	8.0	t-16th
			Wendell Dunn		
			Fumbles Forced	2	t-2nd
			Sulaiman Kamara		
			Fumbles Recovered	1	t-2nd
			Jaboree Williams		
			Tackles for Loss	9.5	t-6th
Mike Weaver					
Field Goals / gm	1.38	5th			
Scoring (Kick) / gm	7.8	t-4th			
Scoring / gm	7.8	t-6th			
Dom Maggio					
Punting Average	43.5	6th			
Greg Dortch					
Punt Return Average	8.1	4th			
Kick Return Average	22.1	t-6th			

ACC TEAM RANKINGS ALL GAMES

	STAT	ACC
Scoring Offense	31.2	6th
Scoring Defense	21.2	5th
Total Offense	427.2	7th
Total Defense	381.9	9th
Rushing Offense	171.0	6th
Rushing Defense	183.8	12th
Passing Offense	256.2	6th
Passing Defense	198.1	8th
Passing Efficiency	163.7	1st
Passing Efficiency Def.	108.3	4th
Kickoff Returns	19.7	11th
Punt Return Avg.	11.3	6th
Interceptions	7	t-6th
Net Punting	37.0	11th
Kickoff Coverage	39.4	10th
Field Goal Pct.	84.6	4th
PAT Kicking	93.5	13th
Sacks By	22	4th
Sacks Against	13	t-3rd
First Downs	166	10th
Opp. First Downs	168	10th
3rd Down Conversions	39.1	8th
Opp. 3rd Down Conv.	37.3	8th
4th Down Conversions	41.7	14th
Opp. 4th Down Conv.	43.8	4th
Penalty Yards	46.5	7th
Opp. Penalty Yards	42.9	11th
Time of Possession	27:40	12th
Turnover Margin	+5	4th
Red Zone Offense	90.9	2nd
Red Zone Defense	83.3	8th

UPCOMING ACC SCHEDULE

Saturday, November 4

Syracuse at Florida State 12:20

Georgia Tech at Virginia 3:00

Wake Forest at Notre Dame . . . 3:30

Clemson at NC State 3:30

Virginia Tech at Miami 8:00

ACC TELECONFERENCE

The ACC Football Coaches Teleconference will occur on Wednesdays throughout the season, with the exception of Thanksgiving week, when the call will be held on Tuesday. The Teleconference will begin at 10:30 a.m. and conclude at 1:00 p.m. There will be a replay available of each teleconference on TheACC.com. Contact the ACC Media Relations Office (336-851-6062) to obtain the call-in number. Notre Dame head coach Brian Kelly will also be available on the call at 10:20 a.m. each week that the Irish play an ACC opponent.

Weekly Teleconference Schedule

Bronco Mendenhall, Virginia 10:30

Dabo Swinner, Clemson 10:40

Jimbo Fisher, Florida State 10:50

Bobby Petrino, Louisville 11:00

Dino Babers, Syracuse 11:10

Paul Johnson, Georgia Tech 11:30

Larry Fedora, North Carolina 11:40

Justin Fuente, Virginia Tech 11:50

Dave Clawson, Wake Forest . . . 12:00

Pat Narduzzi, Pitt. 12:10

Steve Addazio, Boston College 12:20

David Cutcliffe, Duke 12:30

Dave Doeren, NC State 12:40

Mark Richt, Miami 12:50

COLLEGEPRESSBOX.COM

CollegePressBox.com is the official media website for ACC football. Access and download weekly game notes, stats, media guides and more for the ACC and each of its 14 member schools. Hi- and low- resolution head shots, action shots and logos are available for download, as well as information and photographs for other Wake Forest sports.

Login information will be distributed by the conference office to accredited media, or you can apply for a password by sending an e-mail to password@collegepressbox.com.

2017 WAKE FOREST FOOTBALL GAME NOTES

Dave CLAWSON

Head Coach

4th Year

Williams ■ 1989



The 2016 Wake Forest football season ended exactly the way it began, with a win. And for head coach Dave Clawson and the Demon Deacons, that was exactly what the doctor ordered.

Wake Forest won its first four games of the 2016 season, the longest winning streak to open a campaign since 2006. The year ended with a thrilling 34-26 win over No. 23 Temple in the Military Bowl, marking Wake Forest's first-ever bowl victory over a ranked team.

The improvement in the Wake Forest football program in 2016 was noticeable in nearly every facet of the program. The Deacon offense improved in the national rankings in rushing offense and scoring offense. The defense posted program highs by finishing 11th nationally in sacks and 24th in tackles for loss. For the third straight year, Wake Forest fielded a top-40 defensive team.

For head coach Dave Clawson, the 2016 season marked year three in a career that has steadily shown vast improvement in year three. During his time at Fordham, Richmond and Bowling Green, Clawson's year three teams averaged six wins. He exceeded that mark with seven victories in 2016.

From the addition of McCreary Field House, one of the nation's top indoor practice facilities, and an expanded weight room, Clawson and the Deacons are moving full speed into 2017.

With the addition last year of McCreary Field House, Wake Forest's state-of-the-art indoor practice facility, and the construction of the Sutton Sports Performance Center, which will mark yet another technologically advanced facility, Clawson and the Deacons are clearly on a roll.

On December 10, 2013, Clawson became the 32nd head football coach in Wake Forest University history. The head coach at Bowling Green State University from 2009 through 2013, Clawson led the Falcons to the 2013 Mid-American Conference championship with a 47-27 win over No. 16 Northern Illinois.

Clawson joined the Demon Deacons after five seasons as the head coach at BGSU in Bowling Green, Ohio. He built the Falcons to be explosive both offensively and defensively. The 2013 Bowling Green team ranked 29th in the nation in total offense and tenth in total defense. In 2012, BGSU was ranked sixth in the nation in total defense and 10th nationally in scoring defense, yielding just 16.8 points per game. The Falcons were one of only two non-power conference teams to rank in the top 30 statistically in both total offense and total defense in 2013.

Bowling Green's 2013 team went 10-3 overall under Clawson and won the MAC East title with a 7-1 record. The Falcons received a bid to the Little Caesar's Bowl in Detroit. It marked the third bowl appearance in five seasons for Clawson's team.

In his 16 years as a head coach, Clawson has delivered a conference championship at every stop. Prior to the 2013 Mid-American Conference title at Bowling Green, Clawson helped Richmond to a pair of Colonial Athletic Association titles in 2005 and 2007. His first championship as a head coach came in 2002 when he led Fordham to the Patriot League title.

He has also earned numerous Coach of the Year awards. He was the Patriot League Coach of the Year in 2001 and 2002 and was awarded the 2005 Atlantic 10 Coach of the Year award in just his second year in the league. The 2007 CAA Coach of the Year award marked his fourth conference Coach of the Year honor in his first nine years as a head coach.

In 2002, Clawson was the Schutt Sports/American Football Monthly I-AA Coach of the Year and a finalist for the Eddie Robinson Award. In 2005, Clawson earned National Coach of the Year from I-AA.org and was again a finalist for the Eddie Robinson Award.

A 1989 graduate of Williams College in Massachusetts, Clawson earned a degree in political economy. A native of Youngstown, N.Y., Clawson was a defensive back for Williams and went on to serve as a graduate assistant coach at Albany in 1989 and 1990. He moved to Buffalo for the 1991 and 1992 seasons, tutoring the secondary his first year and the quarterbacks and running backs his second.

In 1993, Clawson was named the running backs coach at Lehigh and helped the Mountain Hawks to a 7-4 record and the Patriot League championship. He was promoted to offensive coordinator in 1994 and spent two years in that role, adding another Patriot League title in 1995. Lehigh won a pair of Patriot League titles in his three years and his offense led the league in scoring, total offense and pass offense in each of his final two seasons.

Villanova hired Clawson as offensive coordinator in 1996 and his offense helped the Wildcats to NCAA FCS appearances in 1996 and 1997. During his tenure at Villanova, Clawson's offense established 70 program records, held the No. 1 ranking in the nation for six weeks in 1997 and won the 1997 Atlantic 10 championship. He tutored Brian Westbrook who became the first player in college football history to gain 1,000 yards both rushing and receiving.

Following the 1998 season, Clawson became the nation's youngest Division I head coach when he was named head coach at Fordham. Inheriting a team that had won just 22 games in the previous 10 years, Clawson turned the Rams into the Patriot League champions in his fourth season. He was the Patriot League Coach of the Year in both 2001 and 2002. Clawson helped the Rams 2002 FCS Playoffs where they defeated fourth seed Northeastern in the opening round before falling to Villanova.

Clawson was named the head coach at Richmond prior to the 2004 season. He guided the Spiders to the biggest two-year turnaround in school history, improving from 3-8 in 2004 to 9-4 in 2005. In 2007, his final year with the Spiders, Clawson guided Richmond to an 11-3 record, the Colonial South title and the FCS national semifinals.

He left Richmond in 2008 to replace David Cutcliffe as the offensive coordinator under Phillip Fulmer at Tennessee. Following that season, Clawson was named the head coach at Bowling Green in time for the 2009 season.

Clawson and his wife, Catherine, are the parents of two children, Courtney and Eric.



THE DAVE CLAWSON FILE

BORN

- August 16, 1967 in Youngstown, New York

FAMILY

- Wife — Catherine
- Children — Courtney and Eric

EDUCATION

- Williams College — 1989
B.A. in Political Economy
- SUNY Albany — 1992
M.A. in Liberal Studies

PLAYING HISTORY

- Williams College — 1985-88
Three-year starter at defensive back
Also played basketball

COACHING HONORS

- 2007 CAA Coach of the Year
- 2005 I-AA.org National Coach of the Year
- 2005 Atlantic 10 Coach of the Year
- 2002 Schutt Sports/American Football Monthly National I-AA Coach of the Year
- 2001 & 2002 Patriot League Coach of the Year

CHAMPIONSHIPS AS A HEAD COACH

- 2013 MAC Championship (Bowling Green)
- 2007 CAA Championship (Richmond)
- 2005 Atlantic-10 Championship (Richmond)
- 2002 Patriot League Championship (Fordham)

AS A HEAD COACH

Year	School	Record	Conf	Post.
2017	Wake Forest	5-3	2-3	
2016	Wake Forest	7-6	3-5	Military
2015	Wake Forest	3-9	1-7	
2014	Wake Forest	3-9	1-7	
2013	Bowling Green	10-3	7-1	Lil'Caesars
2012	Bowling Green	8-5	6-2	Military
2011	Bowling Green	5-7	3-5	
2010	Bowling Green	2-10	1-7	
2009	Bowling Green	7-6	6-2	Humanitarian
2007	Richmond	11-3	7-1	FCS Semi
2006	Richmond	6-5	3-5	
2005	Richmond	9-4	7-1	FCS QF
2004	Richmond	3-8	2-6	
2003	Fordham	9-3	4-3	
2002	Fordham	10-3	6-1	FCS QF
2001	Fordham	7-4	5-2	
2000	Fordham	3-8	1-5	
1999	Fordham	0-11	0-6	

Career

	108-107	65-69
At Fordham	29-29	16-17
At Richmond	29-20	19-13
At Bowling Green	32-31	23-17
At Wake Forest	18-27	7-22

AS AN ASSISTANT COACH

Year	School	Record	Conf	Bowl
2008	Tennessee	5-7	3-5	
1998	Villanova	6-5		
1997	Villanova	12-1		
1996	Villanova	8-4	6-2	
1995	Lehigh	8-3	5-0	
1994	Lehigh	5-5-1	3-2	
1993	Lehigh	7-4	4-1	
1992	Buffalo	4-6		
1991	Buffalo	3-7		
1990	Albany	5-4		
1989	Albany	3-7		

CHAMPIONSHIPS AS AN ASSISTANT COACH

- 1997 Atlantic 10 Championship (Villanova)
- 1995 Patriot League Championship (Lehigh)
- 1993 Patriot League Championship (Lehigh)

2017 WAKE FOREST FOOTBALL GAME NOTES

START CHART

Offense	2017	Strk	Car
Serigne (TE)	8	14	43
Wolford (QB)	7	2	40
Herron (OL)	8	18	32
Haynes (OL)	7	4	29
Anderson (OL)	8	24	25
Hines (WR)	-	-	21
Lewis (WR)	-	-	17
Pike (TE)	-	-	15
Carney (RB)	6	2	16
Bachman (WR)	-	-	12
Wade (WR)	8	8	12
Terry (OL)	-	-	9
Colburn (RB)	2	-	8
Osterhage (OL)	7	1	8
Benzinger (OL)	8	8	9
Bell (RB)	-	-	6
Washington (WR)	7	3	9
Hinton (QB)	1	-	5
Dortch (WR)	6	6	6
Gilliam (OL)	2	-	3
Robinson (RB)	-	-	3
Freudenthal (TE)	1	-	1

Defense	2017	Strk	Car
Dunn (DE)	8	45	45
Ejiofor (DL)	8	27	27
Rodney (DL)	7	1	19
Bates III (DB)	8	18	19
Henderson (DB)	8	8	16
Williams (LB)	8	11	16
Kemp (LB)	8	9	13
Dawson (LB)	8	9	12
Glenn (DB)	8	8	11
Bassey (DB)	8	8	10
Yarbary (DL)	8	8	10
Calhoun (DL)	-	-	4
Bateman (DL)	1	-	1

Specialists	2017	Strk	Car
Weaver (PK)	8	45	45
Wilson, G (LS)	-	-	19
Maggio (P)	8	17	19
Diemel (LS)	8	14	14

Most Career Starts (Active)

Dunn (DE)	45
Weaver (K)	45
Serigne (TE)	43
Wolford (QB)	40
Herron (OL)	32
Haynes (OL)	30
Ejiofor (DL)	27
Anderson (OL)	25

Longest Streaks (Active)

Dunn (DE)	45
Weaver (K)	45
Ejiofor (DE)	27
Anderson (OL)	24
Bates III (DB)	19
Herron (OL)	18
Maggio (P)	17
Serigne (TE)	14
Diemel (LS)	14

DEMON DEACON DEPTH CHART

Updated on Oct. 30

OFFENSE

QB	10	John Wolford	6-1	200	Sr
	2	Kendall Hinton	6-0	195	R-So.
	12	Jamie Newman	6-4	235	R-Fr.
RB	22	Matt Colburn II	5-10	200	Jr.
	5	Arkeem Byrd	6-1	190	R-Fr.
	21	Isaiah Robinson	5-10	220	R-Jr.
	26	Christian Beal	5-10	180	Fr.
WR	7	Scotty Washington	6-5	225	R-So.
	15	Cortez Lewis	6-1	205	R-Jr.
WR	1	Tabari Hines	5-10	175	Jr.
	88	Steven Claude	6-2	195	R-So.
WR	9	Chuck Wade, Jr.	6-0	200	Jr.
	17	Alex Bachman	6-0	190	Jr.
TE	85	Cam Serigne	6-3	240	R-Sr.
	86	Jack Freudenthal	6-3	230	R-So.
	41	Devin Pike	6-6	250	Sr.
LT	75	Justin Herron	6-5	290	R-Jr.
	60	Taleni Suhren	6-5	290	R-Fr.
LG	74	Phil Haynes	6-4	305	R-Jr.
	79	Sean Maginn	6-3	280	Fr.
C	70	Ryan Anderson	6-6	305	R-Jr.
	71	Nathan Gilliam	6-5	290	R-So.
RG	68	Patrick Osterhage	6-4	290	R-Jr.
	58	Tyler Watson	6-5	290	R-Fr.
RT	73	Jake Benzinger	6-7	295	R-So.
	63	Je'Vionte' Nash	6-3	285	R-Fr.

DEFENSE

DE	53	Duke Ejiofor	6-4	275	R-Sr.
	18	Carlos Basham, Jr.	6-5	275	R-Fr.
DT	93	Zeek Rodney	6-1	305	R-Jr.
	54	Elonte Bateman	6-2	290	R-Fr.
	56	Deon Young	6-1	315	Grad.
DT	48	Willie Yarbary	6-2	285	R-Jr.
	90	Sulaiman Kamara	6-2	290	R-Fr.
DE	14	Wendell Dunn	6-3	250	R-Sr.
	51	Chris Calhoun	6-4	250	Jr.
BUCK	6	Jaboree Williams	6-0	245	Sr.
	23	Justin Strnad	6-3	230	R-So.
MIKE	50	Grant Dawson	6-1	225	R-Sr.
	35	Nate Mays	6-1	225	R-So.
	42	Jake Simpson	6-0	210	Fr.
ROV	34	Demetrius Kemp	6-1	220	R-Jr.
	30	Ja'Cquez Williams	6-2	210	R-Fr.
CB	4	Amari Henderson	6-1	185	R-So.
	24	Ja'Sir Taylor	5-10	180	Fr.
FS	2	Cameron Glenn	6-1	200	R-Jr.
	37	Thomas Dillon	5-10	180	R-Jr.
SS	12	Luke Masterson	6-2	210	R-Fr.
	20	Coby Davis	5-11	185	Fr.
CB	21	Essang Bassey	5-10	185	So.
	13	Malik Grate	6-0	170	R-Fr.
	5	Cedric Jiles	5-10	180	Grad.

SPECIALISTS

PK	7	Mike Weaver	6-1	190	R-Sr.
	48	Dom Maggio	6-3	185	So.
KO	7	Mike Weaver	6-1	190	R-Sr.
	48	Dom Maggio	6-3	185	So.
P	48	Dom Maggio	6-3	185	So.
	7	Mike Weaver	6-1	190	R-Sr.
H	48	Dom Maggio	6-3	185	So.
	10	John Wolford	6-1	200	Sr.
PR	1	Tabari Hines	5-10	175	Jr.
	17	Alex Bachman	6-0	190	Jr.
KR	9	Chuck Wade	6-0	200	Jr.
	1	Tabari Hines	5-10	175	Jr.
LS	52	Dayton Diemel	5-10	215	So.
	15	Garrett Wilson	6-3	210	Jr.

2017 WAKE FOREST FOOTBALL GAME NOTES

WAKE FOREST NUMERICAL ROSTER

NO.	NAME	POS.	HT.	WT.	YR.	HOMETOWN/HIGH SCHOOL
1	Tabari Hines	WR	5-10	175	Jr.	Florence, SC/Marlboro County
2	Cameron Glenn	DB	6-1	200	R-Jr.	Stone Mountain, GA/Stephenson
2	Kendall Hinton	QB	6-0	195	R-So.	Durham, NC/Southern Durham
3	Jessie Bates III	DB	6-2	195	R-So.	Fort Wayne, IN/Snider
4	Amari Henderson	DB	6-1	185	R-So.	Charlotte, NC/Mallard Creek
5	Arkeem Byrd	RB	6-1	190	R-Fr.	Savannah, GA/Jenkins
5	Cedric Jiles	DB	5-10	180	Grad.	Clinton, MS/Mississippi State
6	Jaboree Williams	LB	6-0	245	Sr.	Deerfield Beach, FL/Fort Lauderdale
7	Scotty Washington	WR	6-5	225	R-So.	Washington, DC/St. John's
7	Mike Weaver	PK/P	6-1	190	R-Sr.	Pine City, NY/Southside
9	Chuck Wade, Jr.	WR	6-0	200	Jr.	Jacksonville, FL/Bishop Kenny
10	John Wolford	QB	6-1	200	Sr.	Jacksonville, FL/Bishop Kenny
11	Kyle Driscoll	QB	6-1	205	R-Jr.	Garden City, NY/Kellenberg Memorial
12	Luke Masterson	DB	6-2	210	R-Fr.	Naples, FL/Gulf Coast
12	Jamie Newman	QB	6-4	235	R-Fr.	Graham, NC/Graham
13	Tayvon Bowers	QB	6-1	225	Fr.	Harrisburg, PA/Bishop McDevitt
13	Malik Grate	DB	6-0	170	R-Fr.	Pendleton, SC/Pendleton
14	Wendell Dunn	DL	6-3	250	R-Sr.	Miami, FL/Palmetto
14	Sage Surratt	WR	6-3	210	Fr.	Lincolnton NC/Lincolnton
15	Cortez Lewis	WR	6-1	205	R-Jr.	Demopolis, AL/Demopolis
15	Garrett Wilson	LS	6-3	210	Jr.	Sanford, NC/Southern Lee
17	Alex Bachman	WR	6-0	190	Jr.	Westlake Village, CA/Oaks Christian
17	Traveon Redd	DB	6-0	195	So.	Martinsville, VA/Magna Vista
18	Carlos Basham, Jr.	DL	6-5	275	R-Fr.	Roanoke, VA/Northside
18	Matthew Considine	QB	6-6	195	Fr.	St. Augustine, FL/St. Joseph
20	Tyler Bell	RB	5-11	210	Jr.	Mobile, AL/Faith Academy
20	Coby Davis	DB	5-11	185	Fr.	Upper Marlboro, MD/Maret School
21	Essang Bassey	DB	5-10	185	So.	Columbus, GA/Columbus
21	Isaiah Robinson	RB	5-10	220	R-Jr.	Charlotte, NC/Independence
22	Matt Colburn II	RB	5-10	200	Jr.	Irmo, SC/Dutch Fork
23	Brandon Chapman	TE	6-5	250	R-Fr.	Grove City, OH/Grove City
23	Justin Strnad	LB	6-3	230	R-So.	Palm Harbor, FL/East Lake
24	Ja'Sir Taylor	DB	5-10	180	Fr.	Asbury Park, NJ/Brick Township
25	Troy Simon	DB	6-0	190	Fr.	Alpharetta, GA/Milton
25	James Sriraman	WR	6-3	200	R-So.	Raleigh, NC/Cardinal Gibbons
26	Christian Beal	RB	5-10	180	Fr.	Winston-Salem, NC/East Forsyth
27	Tyriq Hardimon	DB	6-0	190	Fr.	Marietta, GA/Lassiter
28	Willy Bemiss	WR	5-11	180	Fr.	Richmond, VA/St. Christopher's
28	Christopher Pearcey	DB	5-11	200	R-Jr.	Bradenton, FL/Lakewood Ranch
29	DeAndre' Delaney	DB	6-3	210	R-Fr.	Morristown, TN/Morristown West
30	Ja'Quez Williams	LB	6-2	210	R-Fr.	Hinesville, GA/Liberty County
32	Jeff Burley	LB	6-2	230	Fr.	Jackson, GA/Jackson
34	Will Drawdy	RB	6-0	180	Fr.	Easley, SC/Easley
34	Demetrius Kemp	LB	6-1	220	R-Jr.	Demopolis, AL/Demopolis
35	Nate Mays	LB	6-1	225	R-So.	Calhoun, GA/Dalton
36	Cade Carney	RB	5-11	215	So.	Advance, NC/Davidson Day
37	Thomas Dillon	CB	5-10	180	R-Jr.	Katy, TX/The Kinkaid School
38	Zander Zimmer	DL	6-4	235	R-Fr.	Winter Park, FL/Bishop Moore Catholic
39	Keegan Good	DB	6-0	190	R-Fr.	Pinehurst, NC/Pinecrest
40	Justin Bartee	DB	5-10	210	Fr.	Vienna, VA/Oakton
41	Devin Pike	TE	6-6	250	Sr.	Cincinnati, OH/Elder
42	Jake Simpson	LB	6-0	210	Fr.	Buford, GA/Buford
43	Connor Miller	TE	6-2	225	R-Fr.	Charlotte, NC/Charlotte Catholic
44	LaRonde' Liverpool	TE	6-3	245	R-Fr.	Virginia Beach, VA/Landstown
44	Kalin McNeil	LB	6-1	220	R-Jr.	Greensboro, NC/Northeast Guilford
45	Paris Black	DL	6-3	255	R-So.	Fayetteville, NC/Terry Sanford
46	DJ Taylor	LB	6-1	225	Fr.	Belvidere, TN/Huntland
48	Dom Maggio	P/PK	6-3	185	So.	Monkton, MD/The Boys' Latin School
48	Willie Yarbary	DL	6-2	285	R-Jr.	Augusta, GA/Richmond Academy
49	Trey Ndlovu	RB	5-7	230	R-So.	Hummelstown, PA/Hershey
50	Grant Dawson	LB	6-1	225	R-Sr.	Winston-Salem, NC/Reagan
51	Chris Calhoun	DL	6-4	250	Jr.	Alpharetta, GA/Centennial
52	Dayton Diemel	LS	5-10	215	So.	Hudson, WI/Hudson
53	Duke Ejofofor	DL	6-4	275	R-Sr.	Houston, TX/Alief Taylor
54	Elontae Bateman	DL	6-2	290	R-So.	Memphis, TN/Ridgeway
55	A'Lique Terry	OL	6-1	275	Sr.	Miami, FL/Hialeah
56	Spencer Clapp	OL	6-6	280	Fr.	Gibsonville, NC/Eastern Guilford
56	Deon Young	DL	6-1	315	Grad.	Inglewood, CA/Northern Arizona

POSITIONAL BREAKDOWN

QUARTERBACKS (6)

13	Tayvon Bowers	Fr.
18	Matthew Considine	Fr.
11	Kyle Driscoll	R-Jr.
2	Kendall Hinton	R-So.
12	Jamie Newman	R-Fr.
10	John Wolford	Sr.

RUNNING BACKS (8)

26	Christian Beal	Fr.
20	Tyler Bell	Jr.
5	Arkeem Byrd	R-Fr.
36	Cade Carney	So.
22	Matt Colburn II	Jr.
34	Will Drawdy	Fr.
49	Trey Ndlovu	R-So.
21	Isaiah Robinson	R-Jr.

TIGHT ENDS (8)

23	Brandon Chapman	R-Fr.
87	Thomas Cole	R-Fr.
86	Jack Freudenthal	R-So.
44	LaRonde' Liverpool	R-Fr.
84	Jaren Lubrano	Fr.
43	Connor Miller	R-Fr.
41	Devin Pike	Sr.
85	Cam Serigne	R-Sr.

WIDE RECEIVERS (14)

17	Alex Bachman	Jr.
28	Willy Bemiss	Fr.
88	Steven Claude	R-So.
89	Greg Dortch	R-Fr.
81	Ian Driscoll	Fr.
1	Tabari Hines	Jr.
83	Davis Johnson	R-Fr.
80	Waydale Jones	Fr.
15	Cortez Lewis	R-Jr.
82	Jaquarii Robinson	Fr.
25	James Sriraman	R-So.
14	Sage Surratt	Fr.
9	Chuck Wade, Jr.	Jr.
81	Scotty Washington	R-So.

CENTERS (3)

70	Ryan Anderson	R-Jr.
55	A'Lique Terry	Sr.
65	Zach Tom	Fr.

OFFENSIVE TACKLES (7)

63	Je'Vionte' Nash	R-Fr.
73	Jake Benzing	R-So.
75	Justin Herron	R-Jr.
66	Goran Jovanovic	Fr.
59	Loic Nya	Fr.
76	Allan Rappleyea	Fr.
60	Taleni Suhren	R-Fr.

OFFENSIVE GUARDS (6)

56	Spencer Clapp	Fr.
71	Nathan Gilliam	R-So.
74	Phil Haynes	R-Jr.
79	Sean Maginn	Fr.
68	Patrick Osterhage	R-Jr.
58	Tyler Watson	R-Fr.

2017 WAKE FOREST FOOTBALL GAME NOTES

POSITIONAL BREAKDOWN		NO.	NAME	POS.	HT.	WT.	YR.	HOMETOWN/HIGH SCHOOL
DEFENSIVE ENDS (10)		58	Chase Monroe	LB	6-2	210	Fr.	Huntersville NC/Davidson Day
91	Mike Allen	Fr.	58	Tyler Watson	OL	6-5	R-Fr.	Roswell, GA/Milton
18	Carlos Basham, Jr.	R-Fr.	59	Loic Nya	OL	6-3	Fr.	Silver Spring, MD/Springbrook
45	Paris Black	R-So.	60	Taleni Suhren	OL	6-5	R-Fr.	Charlotte, NC/Ardrey Kell
51	Chris Calhoun	Jr.	63	Je'Vionte' Nash	OL	6-3	R-Fr.	Orange Park, FL/Oak Leaf
14	Wendell Dunn	R-Sr.	65	Zach Tom	OL	6-4	Fr.	Prairieville LA/Catholic
53	Duke Ejiobor	R-Sr.	66	Goran Jovanovic	OL	6-4	Fr.	Ashburn, VA/Paul VI Catholic
95	Connor Hebbeler	Fr.	68	Patrick Osterhage	OL	6-4	R-Jr.	Centerville, OH/Centerville
94	Manny Walker	R-Fr.	70	Ryan Anderson	OL	6-6	R-Jr.	Raleigh, NC/The Hun School (NJ)
92	Adam Winter	Fr.	71	Nathan Gilliam	OL	6-5	R-So.	Knoxville, TN/Farragut
38	Zander Zimmer	R-Fr.	72	Tyler Williams	DL	6-1	Fr.	West Palm Beach, FL/Oxbridge Academy
DEFENSIVE TACKLES (6)		73	Jake Benzinger	OL	6-7	295	R-So.	Williamston, MA/Mt Greylock
54	Elontae Bateman	R-So.	74	Phil Haynes	OL	6-4	R-Jr.	Raleigh, NC/Enloe
90	Sulaiman Kamara	R-Fr.	75	Justin Herron	OL	6-5	R-Jr.	Silver Spring, MD/Bullis
93	Zeek Rodney	R-Jr.	76	Allan Rappleyea	OL	6-5	Fr.	Millbrook, NY/Milton (MA) Academy
72	Tyler Williams	Fr.	79	Sean Maginn	OL	6-3	Fr.	Suwanee, GA/North Gwinnett
56	Deon Young	Grad.	80	Waydale Jones	WR	6-4	Fr.	Beeville, TX/AC Jones
48	Willie Yarbary	R-Jr.	81	Ian Driscoll	WR	5-10	Fr.	Garden City, NY/Holderness School
LINEBACKERS (13)		82	Jaquarii Roberson	WR	6-1	165	Fr.	Murfreesboro NC/Hertford County
32	Jeff Burley	Fr.	83	Davis Johnson	WR	5-11	R-Fr.	Alpharetta, GA/Milton
50	Grant Dawson	R-Sr.	84	Jaren Lubrano	TE	6-1	Fr.	Pinehurst, NC/Pinecrest
99	Augustus Fortune	R-Fr.	85	Cam Serigne	TE	6-3	R-Sr.	Ashburn, VA/Briar Woods
34	Demetrius Kemp	R-Jr.	86	Jack Freudenthal	TE	6-3	R-So.	Richmond, VA/Trinity Episcopal
35	Nate Mays	R-So.	87	Thomas Cole	TE	6-5	R-Fr.	Wellsburg, WV/Brooke
44	Kalin McNeil	R-Jr.	88	Steven Claude	WR	6-2	R-So.	Miami, FL/Champagnat Catholic
58	Chase Monroe	Fr.	88	Zach Murphy	PK/P	6-0	Fr.	Raleigh, NC/Ravenscroft
96	Jack Rielly	Fr.	89	Greg Dortch	WR	5-9	R-Fr.	Richmond, VA/Highland Springs
42	Jake Simpson	Fr.	90	Sulaiman Kamara	DL	6-2	R-Fr.	Richmond, VA/Hermitage
23	Justin Strnad	R-So.	91	Mike Allen	DL	6-5	Fr.	Sugar Hill GA/Lanier
46	DJ Taylor	Fr.	92	Adam Winter	DL	6-3	Fr.	St. Louis, MO/De Smet Jesuit
6	Jaboree Williams	Sr.	93	Zeek Rodney	DL	6-1	R-Jr.	Rock Hill, SC/South Pointe
30	Ja'Cquez Williams	R-Fr.	94	Manny Walker	DL	6-4	R-Fr.	Holly Hill, SC/Lake Marion
CORNERBACKS (6)		95	Connor Hebbeler	DL	6-2	250	Fr.	Franklin Lakes, NJ/Bergen Catholic
21	Essang Bassey	So.	96	Jack Rielly	LB	5-10	Fr.	Pittsburgh, PA/Central Catholic
29	DeAndre' Delaney	R-Fr.	97	Ben Brown	PK	6-2	R-So.	Chevy Chase, MD/Bullis
13	Malik Grate	R-Fr.	99	Augustus Fortune	LB	6-0	R-Fr.	Knoxville, TN/Knoxville Catholic
4	Amari Henderson	R-So.	WAKE FOREST FOOTBALL STAFF					
5	Cedric Jiles	Grad.	Position	Name	Alma Mater	Year at Wake		
24	Ja'Sir Taylor	Fr.	Head Coach	Dave Clawson	Williams, 1989	4th		
SAFETIES (11)			Assistant HC/Wide Receivers	Kevin Higgins	West Chester, 1977	4th		
40	Justin Bartee	R-Fr.	Offensive Coordinator/QB	Warren Ruggiero ^	Delaware, 1988	4th		
3	Jessie Bates III	R-So.	Defensive Coordinator/CB	Jay Sawvel	Mount Union, 1993	1st		
20	Coby Davis	Fr.	Running Backs	John Hunter	Bowling Green, 1988	4th		
37	Thomas Dillon	R-Jr.	Special Teams Coordinator/TE	Wayne Lineburg	Virginia, 1996	1st		
2	Cameron Glenn	R-Jr.	Offensive Line	Nick Tabacca	Ball State, 2004	4th		
39	Keegan Good	R-Fr.	Defensive Line	Dave Cohen	C.W. Post, 1988	4th		
27	Tyriq Hardimon	Fr.	Safeties	Lyle Hemphill ^	Ursinus, 2002	1st		
12	Luke Masterson	R-Fr.	Linebackers	Brad Sherrod	Duke, 1993	1st		
28	Christopher Pearcey	R-Jr.	Assistant AD/Football Operations	Jordan Jarry	Georgetown, 2004	4th		
17	Traveon Redd	So.	Video & Operations Assistant	John Ford, Jr.	Rutgers, 2013	3rd		
25	Troy Simon	Fr.	Director of Recruiting	Taylor Redd	Bowling Green, 2014	4th*		
PLACEKICKERS (3)			Graduate Assistant (Off.)	Steven Bravo-Brown	South Florida, 2014	2nd*		
97	Ben Brown	R-So.	Graduate Assistant (Off.)	Kevin Reihner ^	Stanford, 2015	1st		
88	Zach Murphy	Fr.	Graduate Assistant (Def.)	Seth Payne	Moravian, 2012	3rd		
18	Mike Weaver	R-Sr.	Graduate Assistant (Def.)	Greg Jones ^	Bucknell, 2010	2nd		
PUNTERS (1)			Quality Control Coach	Tom McEntire	Thiel, 2006	1st		
48	Dom Maggio	So.	Video Coordinator	Ben Cauthen	South Carolina, 2007	4th		
LONG SNAPPER (2)			Video Operations Assistant	Ben Baker	Central Michigan, 2013	2nd		
52	Dayton Diemel	So.	Recruiting Assistant	Chris Coulter	Florida State, 2012	2nd		
15	Garrett Wilson	Jr.	Recruiting Assistant	Terrell Dallas	The Citadel, 2012	2nd		
			Recruiting Assistant	Bryant Gross-Armiento	Wake Forest, 2017	4th*		
			Recruiting Assistant	Candra Howell	Tennessee, 2012	1st		

^ seated in pressbox during games

* includes seasons as either a graduate assistant and/or student-athlete

2017 WAKE FOREST FOOTBALL GAME NOTES

2017 RESULTS & STATISTICS

2017 SEASON RESULTS (5-3, 2-3 ACC)

Date	Opponent	Score	Overall	ACC	Time	Attend
Aug. 31	PRESBYTERIAN	51-7	1-0	0-0	2:52	22,643
Sept. 9	at Boston College *	34-10	2-0	1-0	3:14	38,082
Sept. 16	UTAH STATE	46-10	3-0	1-0	3:15	27,971
Sept. 23	at Appalachian State	20-19	4-0	1-0	3:51	35,126
Sept. 30	#25 FLORIDA STATE *	19-26	4-1	1-1	3:25	31,588
Oct. 7	at #2 Clemson *	14-28	4-2	1-2	3:07	81,500
Oct. 21	at Georgia Tech *	24-38	4-3	1-3	3:16	45,224
Oct. 28	LOUISVILLE *	42-32	5-3	2-3	3:18	29,593
Nov. 4	at Notre Dame					
Nov. 11	at Syracuse *					
Nov. 18	NC STATE *					
Nov. 25	DUKE *					

Home games in **BOLD CAPS**; *ACC game

TEAM STATISTICS

	WF	OPP
SCORING	250	170
Points Per Game	31.2	21.2
Points Off Turnovers	45	3
FIRST DOWNS	166	168
Rushing	71	83
Passing	86	74
Penalty	9	11
RUSHING YARDAGE	1368	1470
Yards gained rushing	1554	1750
Yards lost rushing	186	280
Rushing Attempts	335	351
Average Per Rush	4.1	4.2
Average Per Game	171.0	183.8
TDs Rushing	11	12
PASSING YARDAGE	2050	1585
Comp-Att-Int	146-229-3	134-258-7
Average Per Pass	9.0	6.1
Average Per Catch	14.0	11.8
Average Per Game	256.2	198.1
TDs Passing	19	8
TOTAL OFFENSE	3418	3055
Total Plays	564	609
Average Per Play	6.1	5.0
Average Per Game	427.2	381.9
KICK RETURNS: #-Yards	22-434	26-580
PUNT RETURNS: #-Yards	21-237	16-173
INT RETURNS: #-Yards	7-105	3-27
KICK RETURN AVERAGE	19.7	22.3
PUNT RETURN AVERAGE	11.3	10.8
INT RETURN AVERAGE	15.0	9.0
FUMBLES-LOST	9-2	13-3
PENALTIES-Yards	46-372	38-343
Average Per Game	46.5	42.9
PUNTS-Yards	44-1901	49-2005
Average Per Punt	43.2	40.9
Net punt average	37.0	34.4
KICKOFFS-Yards	48-2946	37-2340
Average Per Kick	61.4	63.2
Net kick average	39.4	42.1
TIME OF POSSESSION/Game	27:41	32:19
3RD-DOWN Conversions	45/115	50/134
3rd-Down Pct	39%	37%
4TH-DOWN Conversions	5/12	7/16
4th-Down Pct	42%	44%
SACKS BY-Yards	22-146	13-87
MISC YARDS	0	0
TOUCHDOWNS SCORED	31	20
FIELD GOALS-ATTEMPTS	11-13	11-14
ON-SIDE KICKS	0-1	0-2
RED-ZONE SCORES	(30-33) 91%	(20-24) 83%
RED-ZONE TOUCHDOWNS	(19-33) 58%	(12-24) 50%
PAT-ATTEMPTS	(29-31) 94%	(15-17) 88%
ATTENDANCE	111795	199932
Games/Avg Per Game	4/27949	4/49983
Neutral Site Games		0/0

DEFENSIVE STATISTICS

DEFENSE	GP	Solo	Ast	Total	TFL-Yds	Sacks	Int-Yds	BrUp	QBH	FR-Yds	FF	Blk	Saf
3 Jessie Bates III	8	41	23	64	5.5-12		1-37	4			1		
50 Grant Dawson	8	35	19	54	8.0-34	1.5-16			1		1		
2 Cameron Glenn	8	31	17	48			2-16	6	1		1		
4 Amari Henderson	8	36	5	41	1.5-4		1-0	9					
6 Jaboree Williams	8	27	13	40	9.5-26	2.5-14		3		1-0			
21 Essang Bassey	8	26	11	37	3.5-6		2-30	7					
53 Duke Ejiofor	8	21	13	34	14.0-68	6.5-46		1	5		2		
34 Demetrius Kemp	8	20	14	34	1.5-4	1.0-3		1	1				
23 Justin Strnad	8	18	9	27	7.0-23	3.5-12	1-22		1		1		
14 Wendell Dunn	8	16	10	26	4.5-38	2.0-28		2	3		2	1	
48 Willie Yarbary	8	11	10	21	6.0-18	3.0-14		1	2				
93 Zeek Rodney	7	9	9	18	6.5-23	1.0-11			4				
51 Chris Calhoun	8	7	9	16					2				
54 Elontae Bateman	8	8	6	14	3.0-6	1.0-2							
12 Luke Masterson	8	12	2	14									
24 Ja'Sir Taylor	8	10	2	12				2					
30 Ja'Cquez Williams	7	8	3	11	1.0-3				1				
18 Carlos Basham, Jr.	8	8	3	11	0.5-0			2	2	1-0			1
86 Jack Freudenthal	8	5	3	8									
56 Deon Young	5	4	1	5					1				
90 Sulaiman Kamara	7	1	4	5	1.0-1					1-0			
46 DJ Taylor	5	5		5	1.0-3								
9 Chuck Wade, Jr.	8	5		5									
52 Dayton Diemel	8	4		4									
88 Steven Claude	8	3		3									
45 Paris Black	5	2	1	3								1	
13 Malik Grate	2	2	1	3									
42 Jake Simpson	8	2	1	3									
17 Alex Bachman	7	1	2	3									
36 Cade Carney	7	1	1	2									
35 Nate Mays	5	2		2									
20 Coby Davis	8	1	1	2				1					
44 Kalin McNeil	1		1	1									
97 Ben Brown	1	1		1									
48 Dom Maggio	8	1		1									
5 Cedric Jiles	4	1		1				1					
7 Scotty Washington	8											1	
Total.....	8	385	194	579	74-269	22-146	7-105	40	24	3-0	8	3	1
Opponents.....	8	365	200	565	48.0-170	13-87	3-27	32	11	2-7	6	1	

SPECIAL TEAMS TACKLES

86 Freudenthal.....8	52 Diemel.....3	3 Bates.....1	44 McNeil.....1
12 Masterson.....5	34 Kemp.....3	97 Brown.....1	42 Simpson.....1
9 Wade.....4	23 Strnad.....3	51 Calhoun.....1	24 Taylor.....1
17 Bachman.....3	45 Black.....2	36 Carney.....1	6 Williams.....1
88 Claude.....3	50 Dawson.....2	48 Maggio.....1	30 Williams.....1

SCORE BY QTRS.

	1st	2nd	3rd	4th	OT	Total
Wake Forest	64	87	65	34	-	250
Opponents	29	37	49	55	-	170

2017 WAKE FOREST FOOTBALL GAME NOTES

2017 INDIVIDUAL STATISTICS

RUSHING	GP	Att	Gain	Loss	Net	Avg	TD	Long	Avg/G
John Wolford	7	74	409	68	341	4.6	6	33	48.7
Arkeem Byrd	8	60	341	7	334	5.6	1	59	41.8
Matt Colburn II	8	72	337	20	317	4.4	2	39	39.6
Cade Carney	7	56	225	6	219	3.9	1	17	31.3
Kendall Hinton	3	37	153	35	118	3.2	1	37	39.3
Isaiah Robinson	2	19	65	4	61	3.2	0	12	30.5
Greg Dortch	8	7	19	10	9	1.3	0	6	1.1
Jamie Newman	2	1	5	0	5	5.0	0	5	2.5
Tabari Hines	8	1	0	4	-4	-4.0	0	0	-0.5
TEAM	6	8	0	32	-32	-4.0	0	0	-5.3
Total.....	8	335	1554	186	1368	4.1	11	59	171.0
Opponents.....	8	351	1750	280	1470	4.2	12	70	183.8

PASSING	G	Effic	C-A-I	Pct	Yds	TD	Lng	Avg/G
John Wolford	7	167.92	119-181-2	65.7	1660	15	52	237.1
Kendall Hinton	3	163.46	25-43-0	58.1	382	4	43	127.3
Jamie Newman	2	16.80	2-4-1	50.0	8	0	5	4.0
Greg Dortch	8	0.00	0-1-0	0.0	0	0	0	0.0
Total.....	8	163.71	146-229-3	63.8	2050	19	52	256.2
Opponents.....	8	108.35	134-258-7	51.9	1585	8	84	198.1

RECEIVING	G	No.	Yds	Avg	TD	Long	Avg/G
Greg Dortch	8	53	722	13.6	9	52	90.2
Tabari Hines	8	18	250	13.9	1	40	31.2
Scotty Washington	8	17	339	19.9	2	47	42.4
Cam Serigne	8	16	226	14.1	5	45	28.2
Chuck Wade, Jr.	8	13	174	13.4	1	44	21.8
Cortez Lewis	6	8	120	15.0	0	37	20.0
Matt Colburn II	8	8	54	6.8	0	21	6.8
Alex Bachman	7	4	74	18.5	1	29	10.6
Cade Carney	7	3	31	10.3	0	23	4.4
Arkeem Byrd	8	2	13	6.5	0	9	1.6
Jack Freudenthal	8	1	26	26.0	0	26	3.2
Steven Claude	8	1	13	13.0	0	13	1.6
Davis Johnson	2	1	5	5.0	0	5	2.5
Isaiah Robinson	2	1	3	3.0	0	3	1.5
Total.....	8	146	2050	14.0	19	52	256.2
Opponents.....	8	134	1585	11.8	8	84	198.1

TOTAL OFFENSE	G	Plays	Rush	Pass	Total	Avg/G
John Wolford	7	255	341	1660	2001	285.9
Kendall Hinton	3	80	118	382	500	166.7
Arkeem Byrd	8	60	334	0	334	41.8
Matt Colburn II	8	72	317	0	317	39.6
Cade Carney	7	56	219	0	219	31.3
Isaiah Robinson	2	19	61	0	61	30.5
Jamie Newman	2	5	5	8	13	6.5
Greg Dortch	8	8	9	0	9	1.1
Tabari Hines	8	1	-4	0	-4	-0.5
TEAM	6	8	-32	0	-32	-5.3
Total.....	8	564	1368	2050	3418	427.2
Opponents.....	8	609	1470	1585	3055	381.9

SCORING	TD	FGs	Kick	Rush	Rcv	Pass	DXP	Saf	Points
Mike Weaver	0	11-13	29-31	0-0	0	0-0	0	0	62
Greg Dortch	9	0-0	0-0	0-0	0	0-0	0	0	54
John Wolford	6	0-0	0-0	0-0	0	0-0	0	0	36
Cam Serigne	5	0-0	0-0	0-0	0	0-0	0	0	30
Matt Colburn II	2	0-0	0-0	0-0	0	0-0	0	0	12
Scotty Washington	2	0-0	0-0	0-0	0	0-0	0	0	12
Kendall Hinton	1	0-0	0-0	0-0	0	0-0	0	0	6
Tabari Hines	1	0-0	0-0	0-0	0	0-0	0	0	6
Cade Carney	1	0-0	0-0	0-0	0	0-0	0	0	6
Alex Bachman	1	0-0	0-0	0-0	0	0-0	0	0	6
Arkeem Byrd	1	0-0	0-0	0-0	0	0-0	0	0	6
Chuck Wade, Jr.	1	0-0	0-0	0-0	0	0-0	0	0	6
Essang Bassey	1	0-0	0-0	0-0	0	0-0	0	0	6
Carlos Basham, Jr.	0	0-0	0-0	0-0	0	0-0	0	1	2
Total.....	31	11-13	29-31	0-0	0	0-0	0	1	250
Opponents.....	20	11-14	15-17	0-1	1	1-2	0	0	170

PUNTING	No.	Yds	Avg	Long	TB	FC	I20	50+	Blkd
Dom Maggio	43	1871	43.5	61	5	13	11	12	1
TEAM	1	30	30.0	30	0	0	0	0	0
Total.....	44	1901	43.2	61	5	13	11	12	1
Opponents.....	49	2005	40.9	57	4	15	16	8	0

KICKOFFS	No.	Yds	Avg	TB	OB	Retn	Net	YdLn
Mike Weaver	43	2660	61.9	19	3			
Dom Maggio	3	170	56.7	0	0			
Ben Brown	2	116	58.0	0	0			
Total.....	48	2946	61.4	19	3	580	39.4	25
Opponents.....	37	2340	63.2	14	3	434	42.1	22

FIELD GOALS	FGM-A	Pct	1-19	20-29	30-39	40-49	50-99	Lg	Blk
Mike Weaver	11-13	84.6	0-0	7-7	4-5	0-0	0-1	39	0

FG SEQUENCE	Wake Forest	Opponents
Presbyterian	(22)	-
Boston College	(28),(27)	(30)
Utah State	(31),(30),(32)	(30)
Appalachian State	(27),(25)	(38),35,(39),39b
Florida State	(24),(39)	(51),(27),(37),(35)
Clemson	34,50	43
Georgia Tech	(29)	(22),(42)
Louisville	-	(35)

Numbers in (parentheses) indicate field goal was made. b=blocked

ALL PURPOSE	GP	Rush	Rec	PR	KOR	IR	Total	Avg/G
Greg Dortch	8	9	722	162	397	0	1290	161.2
Matt Colburn II	8	317	54	0	0	0	371	46.4
Arkeem Byrd	8	334	13	0	14	0	361	45.1
John Wolford	7	341	0	0	0	0	341	48.7
Scotty Washington	8	0	339	0	0	0	339	42.4
Cade Carney	7	219	31	0	0	0	250	35.7
Tabari Hines	8	-4	250	0	0	0	246	30.8
Cam Serigne	8	0	226	0	0	0	226	28.2
Chuck Wade, Jr.	8	0	174	0	23	0	197	24.6
Cortez Lewis	6	0	120	0	0	0	120	20.0
Kendall Hinton	3	118	0	0	0	0	118	39.3
Jessie Bates III	8	0	0	75	0	37	112	14.0
Alex Bachman	7	0	74	0	0	0	74	10.6
Isaiah Robinson	2	61	3	0	0	0	64	32.0
Essang Bassey	8	0	0	0	0	30	30	3.8
Jack Freudenthal	8	0	26	0	0	0	26	3.2
Justin Strnad	8	0	0	0	0	22	22	2.8
Cameron Glenn	8	0	0	0	0	16	16	2.0
Steven Claude	8	0	13	0	0	0	13	1.6
Jamie Newman	2	5	0	0	0	0	5	2.5
Davis Johnson	2	0	5	0	0	0	5	2.5
TEAM	6	-32	0	0	0	0	-32	-5.3
Total.....	8	1368	2050	237	434	105	4194	524.2
Opponents.....	8	1470	1585	173	580	27	3835	479.4

PUNT RETURNS	No.	Yds	Avg	TD	Long
Greg Dortch	20	162	8.1	0	29
Jessie Bates III	1	75	75.0	0	75
Total.....	21	237	11.3	0	75
Opponents.....	16	173	10.8	0	35

KICK RETURNS	No.	Yds	Avg	TD	Long
Greg Dortch	18	397	22.1	0	40
Scotty Washington	1	0	0.0	0	0
Chuck Wade, Jr.	1	23	23.0	0	23
Arkeem Byrd	1	14	14.0	0	14
Jessie Bates III	1	0	0.0	0	0
Total.....	22	434	19.7	0	40
Opponents.....	26	580	22.3	0	81

INTERCEPTIONS	No.	Yds	Avg	TD	Long
Essang Bassey	2	30	15.0	1	30
Cameron Glenn	2	16	8.0	0	16
Jessie Bates III	1	37	37.0	0	37
Justin Strnad	1	22	22.0	0	22
Amari Henderson	1	0	0.0	0	0
Total.....	7	105	15.0	1	37
Opponents.....	3	27	9.0	0	27

FUMBLE RETURNS	No.	Yds	Avg	TD	Long
Total.....	0	0	0.0	0	0
Opponents.....	1	7	7.0	0	7

2017 WAKE FOREST FOOTBALL GAME NOTES

2017 GAME-BY-GAME STATISTICS

	PRESBY	BC	USU	APP	FSU	CLEM	GT	LOU	ND	CUSE	NCSU	DUKE
Total Offense	487	309	588	344	367	336	362	625				
	248	305	267	494	270	453	495	523				
Plays	72	71	86	67	69	65	61	73				
	54	82	68	87	64	89	77	88				
Rushing Yds.	248	158	291	168	96	133	138	164				
	207	142	42	122	149	190	461	191				
Passing Yds.	239	151	297	176	271	203	252	461				
	41	163	225	372	121	263	68	332				
Passes C-A-I	20-27-1	13-19-0	16-27-0	14-27-0	24-35-1	14-30-0	17-30-1	28-34-0				
	2-9-1	18-41-3	15-37-1	26-52-0	11-21-0	29-41-1	5-11-0	28-46-1				
Comp. Pct.	74.1	68.4	59.3	51.9	68.6	46.7	56.7	82.4				
	22.2	43.9	40.5	50.0	52.4	70.7	45.5	60.9				
1st Downs	28	15	26	18	17	16	20	26				
	12	19	11	27	15	25	29	30				
Field Goals	1-1	2-2	3-3	2-2	2-2	0-2	1-1	0-0				
	0-0	1-1	1-1	2-4	4-4	0-1	2-2	1-1				
Punting	1-35.0	9-41.6	6-45.2	9-45.3	7-39.0	7-45.3	3-48.7	2-38.5				
	7-40.7	7-43.1	10-39.6	7-40.6	6-39.3	5-40.6	2-51.5	5-39.2				
Time of Poss.	27:39	33:13	36:00	24:16	25:19	24:55	24:02	26:01				
	32:21	26:47	24:00	35:44	34:41	35:05	35:58	33:59				
3rd Downs	5-9	7-18	9-18	4-16	4-14	4-16	4-11	8-13				
	4-14	6-17	5-18	7-20	4-15	9-19	9-15	6-16				
Turnovers	1	0	0	0	2	0	1	1				
	1	4	1	0	1	2	0	1				
Penalties	4-25	5-40	8-62	8-66	7-59	4-25	4-40	6-55				
	5-45	0-0	4-39	7-65	8-70	9-79	5-45	0-0				
Punt Returns	4-19.0	2-3.0	3-21.3	1-13.0	4-12.0	3-5.0	2-5.0	2-2.5				
	0-0.0	4-10.5	1-20.0	3-12.3	2-3.5	4-14.5	1-11.0	1-(-2.0)				
Kickoff Returns	2-19.5	0-0.0	4-20.2	1-22.0	3-18.0	3-21.7	5-24.6	4-12.5				
	8-16.5	5-29.2	4-17.2	2-21.0	3-44.3	1-3.0	1-24.0	2-15.5				
Sacks By Defense	3-21	0-0	2-11	0-0	5-39	1-18	3-22	7-33				
	1-2	2-16	1-9	1-1	2-26	3-14	1-9	1-5				

Wake Forest totals on top; Opponents on bottom.

2017 STARTING LINEUPS

OFFENSE

	QB	RB	TE	WR	WR	WR	LT	LG	C	RG	RT
PRESBYTERIAN	Wolford	Carney	Serigne	Washington	Hines	Wade	Herron	Haynes	Anderson	Osterhage	Benzinger
at Boston College	Wolford	Carney	Serigne	Washington	Hines	Wade	Herron	Haynes	Anderson	Osterhage	Benzinger
UTAH STATE	Wolford	Carney	Serigne	Lewis	Dortch	Wade	Herron	Haynes	Anderson	Osterhage	Benzinger
at Appalachian State	Wolford	Carney	Serigne	Washington	Dortch	Wade	Herron	Osterhage	Anderson	Gilliam	Benzinger
FLORIDA STATE	Wolford	Colburn	Serigne	Freudenthal (TE)	Dortch	Wade	Herron	Haynes	Anderson	Osterhage	Benzinger
at Clemson	Hinton	Colburn	Serigne	Washington	Dortch	Wade	Herron	Haynes	Anderson	Osterhage	Benzinger
at Georgia Tech	Wolford	Carney	Serigne	Washington	Dortch	Wade	Herron	Haynes	Anderson	Gilliam	Benzinger
LOUISVILLE	Wolford	Carney	Serigne	Washington	Dortch	Wade	Herron	Haynes	Anderson	Osterhage	Benzinger

DEFENSE

	DE	DT	NT	DE	ILB	ILB	ROV	CB	FS	SS	CB
PRESBYTERIAN	Ejiofor	Rodney	Yarbary	Dunn	Jab. Williams	Dawson	Kemp	Henderson	Glenn	Bates	Bassey
at Boston College	Ejiofor	Rodney	Yarbary	Dunn	Jab. Williams	Dawson	Kemp	Henderson	Glenn	Bates	Bassey
UTAH STATE	Ejiofor	Rodney	Yarbary	Dunn	Jab. Williams	Dawson	Kemp	Henderson	Glenn	Bates	Bassey
at Appalachian State	Ejiofor	Rodney	Yarbary	Dunn	Jab. Williams	Dawson	Kemp	Henderson	Glenn	Bates	Bassey
FLORIDA STATE	Ejiofor	Rodney	Yarbary	Dunn	Jab. Williams	Dawson	Kemp	Henderson	Glenn	Bates	Bassey
at Clemson	Ejiofor	Rodney	Yarbary	Dunn	Jab. Williams	Dawson	Kemp	Henderson	Glenn	Bates	Bassey
at Georgia Tech	Ejiofor	Bateman	Yarbary	Dunn	Jab. Williams	Dawson	Kemp	Henderson	Glenn	Bates	Bassey
LOUISVILLE	Ejiofor	Rodney	Yarbary	Dunn	Jab. Williams	Dawson	Kemp	Henderson	Glenn	Bates	Bassey

2017 WAKE FOREST FOOTBALL GAME NOTES

2017 MISCELLANEOUS STATISTICS

WAKE FOREST BIG PLAYS (35+ YARDS)

Yards	Play	Opp	Qtr	Player(s)
75	Punt Return	Utah State	3	Bates
59*	Rush	Utah State	2	Byrd
52*	Pass	Louisville	3	Dortch from Wolford
51	Rush	Presbyterian	3	Byrd
47	Pass	Louisville	1	Washington from Wolford
45*	Pass	Utah State	1	Serigne from Wolford
44*	Pass	Louisville	4	Wade from Wolford
43*	Pass	Utah State	1	Dortch from Wolford
43	Pass	Clemson	1	Dortch from Hinton
42*	Pass	Presbyterian	2	Dortch from Hinton
42	Pass	Georgia Tech	3	Dortch from Wolford
40	Pass	Utah State	3	Hines from Hinton
40	Kick Return	Georgia Tech	3	Dortch
39	Rush	Louisville	2	Colburn
38	Pass	Clemson	3	Wade from Hinton
37	Interception	Boston College	3	Bates
37	Pass	Utah State	3	Hines from Wolford
37	Pass	Appalachian State	3	Washington from Wolford
37	Rush	Clemson	4	Hinton
37	Pass	Georgia Tech	4	Lewis from Wolford
35	Pass	Appalachian State	3	Dortch from Wolford

* Play resulted in a touchdown.

OPPONENT BIG PLAYS (35+ YARDS)

Yards	Play	Opp	Qtr	Player(s)
84*	Pass	Appalachian State	3	Watkins from Lamb
81	Kick Return	Florida State	2	Gavin
77*	Pass	Utah State	3	Bright from Love
70*	Rush	Georgia Tech	4	Marshall
69	Rush	Florida State	1	Patrick
64	Pass	Utah State	3	Van Leeuwen from Love
58	Rush	Presbyterian	4	Marable
55	Kick Return	Boston College	3	Walker
55*	Rush	Louisville	4	Jackson
49*	Rush	Georgia Tech	3	Marshall
43	Pass	Florida State	4	Gavin from Blackman
42*	Rush	Georgia Tech	3	Searcy
41	Rush	Louisville	2	Jackson
40*	Pass	Florida State	4	Tate from Blackman
36	Kick Return	Florida State	1	James
35	Punt Return	Appalachian State	1	Hennigan
35	Pass	Appalachian State	4	Hennigan from Lamb

* Play resulted in a touchdown.

THIRD DOWN ATTEMPTS BY DISTANCE

Yards	WFU	Pct.	Opp.	Pct.
1-2	13-21	61.9	16-22	72.7
3-4	11-22	50.0	14-22	63.6
5-9	15-43	34.9	14-52	26.9
10+	6-29	20.7	6-38	15.8
Total	45-115	39.1	50-134	37.3

FOURTH DOWN ATTEMPTS BY DISTANCE

Yards	WFU	Pct.	Opp.	Pct.
1-2	3-6	50.0	2-3	66.7
3-4	0-3	0.0	4-5	80.0
5-9	1-2	50.0	1-6	16.7
10+	1-1	100.0	0-2	0.0
Total	5-12	41.7	7-16	43.8

LONGEST CONVERSIONS

	Wake Forest	Opponent	Wake Forest	Opponent
PRESBYTERIAN	3-5	3-11	4-1	None
at Boston College	3-9	3-10	None	None
UTAH STATE	3-13	3-11	None	4-2
at Appalachian State	3-4	3-8	None	4-4
FLORIDA STATE	3-15	3-20	4-1	None
at Clemson	3-12	3-9	4-11 (goal)	4-4
at Georgia Tech	3-9	3-8	None	None
LOUISVILLE	3-13	3-13	4-9	4-8
at Notre Dame				
at Syracuse				
NC STATE				
DUKE				

WAKE FOREST SCORING DRIVES

Game	Qtr	Pts	Plays	Yds	TOP	How
Presbyterian	1	6	5	33	1:30	Serigne 8yd pass from Wolford (kick failed)
Presbyterian	1	7	6	63	1:41	Serigne 26 yd pass from Wolford
Presbyterian	1	3	15	71	5:00	Weaver 22 yd FG
Presbyterian	2	7	6	33	1:52	Wolford 2 yd run
Presbyterian	2	7	1	7	0:07	Dortch 7 yd pass from Wolford
Presbyterian	2	7	5	75	2:07	Dortch 42 yd pass from Hinton
Presbyterian	3	7	8	81	3:09	Bachman 29 yd pass from Hinton
Presbyterian	3	7	9	88	2:54	Hinton 1 yd run
Boston College	1	7	4	26	1:17	Dortch 9 yd pass from Wolford
Boston College	2	7	8	64	2:56	Wolford 29 yd run
Boston College	2	7	-	-	-	Bassey 30 yd INT return
Boston College	3	3	12	65	3:48	Weaver 28 yd FG
Boston College	3	7	2	2	0:46	Carney 3 yd run
Boston College	4	3	13	68	7:46	Weaver 27 yd FG
Utah State	1	7	1	43	0:08	Dortch 43 yd pass from Wolford
Utah State	1	7	5	70	1:02	Serigne 45 yd pass from Wolford
Utah State	2	3	9	46	3:01	Weaver 31 yd FG
Utah State	2	2	-	-	-	Basham safety
Utah State	2	7	3	68	1:12	Byrd 59 yd run
Utah State	2	3	9	59	1:13	Weaver 30 yd FG
Utah State	3	7	1	1	0:04	Colburn 1 yd run
Utah State	3	7	5	92	1:28	Wolford 18 yd run
Utah State	3	3	11	55	5:14	Weaver 32 yd FG
Appalachian State	1	3	11	65	3:56	Weaver 27 yd FG
Appalachian State	3	7	9	97	3:13	Dortch 10 yd pass from Wolford
Appalachian State	3	7	10	75	3:38	Serigne 6 yd pass from Wolford
Appalachian State	4	3	10	71	3:06	Weaver 25 yd FG
Florida State	1	3	5	20	1:58	Weaver 24 yd FG
Florida State	2	3	4	7	1:35	Weaver 39 yd FG
Florida State	2	6	8	81	2:16	Wolford 3 yd run (kick failed)
Florida State	4	7	7	59	2:19	Colburn 7 yd run
Clemson	4	7	9	78	3:09	Washington 16 yd pass from Hinton
Clemson	4	7	10	60	4:05	Serigne 11 yd pass from Hinton
Georgia Tech	1	7	6	54	2:26	Washington 6 yd pass from Wolford
Georgia Tech	2	7	8	80	3:25	Hines 15 yd pass from Wolford
Georgia Tech	2	7	9	64	3:33	Wolford 1 yd run
Georgia Tech	3	3	6	48	2:20	Weaver 29 yd FG
Louisville	1	7	10	91	3:08	Wolford 1 yd run
Louisville	1	7	4	66	1:18	Dortch 32 yd pass from Wolford
Louisville	2	7	10	80	2:38	Dortch 4 yd pass from Wolford
Louisville	2	7	5	75	1:29	Dortch 25 yd pass from Wolford
Louisville	3	7	4	70	1:04	Dortch 52 yd pass from Wolford
Louisville	4	7	2	46	0:13	Wade 44 yd pass from Wolford

WAKE FOREST'S LONGEST PLAYS OF THE SEASON

Rush: 59, Arkeem Byrd vs. Utah State (Sept. 16)

Rushing Touchdown: 59, Arkeem Byrd vs. Utah State (Sept. 16)

Pass: 52, Greg Dortch from John Wolford vs. Louisville (Oct. 28)

Passing Touchdown: 52, Greg Dortch from John Wolford vs. Louisville (Oct. 28)

Punt Return: 75, Jessie Bates III vs. Utah State (Sept. 16)

Kick Return: 40, Greg Dortch at Georgia Tech (Oct. 21)

Interception Return: 37, Jessie Bates III at Boston College (Sept. 9)

Fumble Return: --

Punt: 61, Dom Maggio vs. Utah State (Sept. 16)

Field Goal: 39, Mike Weaver vs. Florida State (Sept. 30)

RECEIVERS TARGETED

Player	G	Rec.	Targ.	%TT	Yds	TD
Dortch	8	53	75	32.8	722	9
Washington	8	17	33	14.4	339	2
Hines	8	18	24	10.5	250	1
Serigne	8	16	23	10.0	226	5
Wade	8	13	23	10.0	174	1
Lewis	6	8	19	8.4	120	0
Colburn	8	8	8	3.5	54	0
Bachman	8	4	7	3.1	74	1
Carney	6	3	3	1.3	31	0
Byrd	8	2	3	1.3	13	0
Freudenthal	8	1	2	0.9	26	0
Claude	8	1	2	0.9	13	0
Johnson	2	1	2	0.9	5	0
Robinson	2	1	1	0.4	3	0
Wolford	7	0	1	0.4	0	0
Sriraman	1	0	1	0.4	0	0
Throw Away	8	-	2	0.9	-	-
TEAM		146	229		2050	19

%TT = Percentage of total targets

%T = Percentage of total targets

2017 WAKE FOREST FOOTBALL GAME NOTES


2017 PARTICIPATION CHART

No.	Name	GP/GS	PRES	BC	USU	APP	FSU	CLEM	GT	LOU	ND	CUSE	NCSU	DUKE	TOTAL
70	Anderson, R	8/8	C (48)	C (72)	C (65)	C (73)	C (75)	C (68)	C (63)	C (72)					536
17	Bachman, A	8/0	wr (30)	wr (36)	wr (50)	wr (24)	wr (38)	wr (37)	st (2)	wr (21)					238
18	Basham, C	8/0	dl (31)	dl (36)	dl (37)	dl (22)	dl (11)	dl (30)	dl (12)	dl (13)					192
21	Bassey, E	8/8	CB (44)	CB (87)	CB (60)	CB (99)	CB (71)	CB (97)	CB (89)	CB (96)					643
54	Bateman, E	8/1	dl (10)	dl (22)	dl (25)	dl (23)	dl (20)	dl (43)	DT (55)	dl (37)					235
3	Bates, J	8/8	SS (48)	SS (89)	SS (61)	SS (107)	SS (79)	SS (85)	SS (90)	SS (93)					652
73	Benzinger, J	8/8	RT (65)	RT (79)	RT (79)	RT (74)	RT (71)	RT (72)	RT (67)	RT (78)					585
45	Black, P	4/0	susp.	susp.	susp.	st (5)	dl (9)	dl (9)	dl (14)	--					37
97	Brown, B	1/0	st (2)	--	--	--	--	--	--	--					2
5	Byrd, A	8/0	rb (25)	rb (7)	rb (44)	rb (21)	rb (35)	rb (30)	rb (10)	rb (17)					189
51	Calhoun, C	8/0	dl (31)	dl (48)	dl (39)	dl (39)	dl (14)	dl (34)	dl (19)	dl (23)					247
36	Carney, C	6/6	RB (21)	RB (43)	RB (13)	RB (19)	inj	inj.	RB (47)	RB (4)					147
23	Chapman, B	6/0	--	--	te (7)	st (5)	st (7)	st (5)	st (9)	st (4)					37
88	Claude, S	8/0	wr (19)	st (3)	wr (29)	st (10)	st (12)	st (12)	st (14)	st (14)					113
22	Colburn, M	8/2	rb (18)	rb (35)	rb (33)	rb (36)	RB (42)	RB (41)	rb (5)	rb (55)					265
87	Cole, T	2/0	te (20)	st (9)	--	--	--	--	--	--					29
20	Davis, C	8/0	db (15)	st (4)	db (27)	db (24)	db (14)	st (9)	st (5)	db (36)					134
50	Dawson, G	8/8	LB (34)	LB (63)	LB (46)	LB (72)	LB (62)	LB (74)	LB (82)	LB (70)					503
52	Diemel, D	8/8	LS (9)	LS (15)	LS (13)	LS (14)	LS (11)	LS (11)	LS (7)	LS (8)					88
37	Dillon, T	3/0	st (6)	st (6)	st (1)	--	--	--	--	--					13
89	Dortch, G	8/6	wr (27)	wr (70)	WR (46)	WR (68)	WR (76)	WR (53)	WR (51)	WR (60)					451
14	Dunn, W	8/8	DE (29)	DE (41)	DE (41)	DE (51)	DE (61)	DE (66)	DE (61)	DE (58)					408
53	Ejiofor, D	8/8	DE (28)	DE (56)	DE (38)	DE (91)	DE (65)	DE (56)	DE (67)	DE (83)					484
86	Freudenthal, J	8/1	te (44)	te (26)	te (44)	te (29)	TE (36)	te (23)	te (23)	te (29)					254
71	Gilliam, N	8/2	ol (33)	ol (6)	ol (90)	RG (73)	ol (4)	ol (47)	RG (70)	ol (39)					362
2	Glenn, C	8/8	FS (40)	FS (81)	FS (53)	FS (102)	FS (73)	FS (82)	FS (57)	FS (92)					580
13	Grate, M	2/0	db (14)	--	st (5)	--	--	--	--	--					19
74	Haynes, P	7/7	LG (47)	LG (78)	LG (20)	inj	LG (71)	LG (71)	LG (43)	LG (72)					402
4	Henderson, A	8/8	CB (45)	CB (87)	CB (60)	CB (83)	CB (71)	CB (94)	CB (84)	CB (95)					619
75	Herron, J	8/8	LT (39)	LT (74)	LT (71)	LT (69)	LT (75)	LT (70)	LT (64)	LT (80)					542
1	Hines, T	8/2	WR (36)	WR (5)	wr (44)	wr (6)	wr (8)	wr (24)	wr (16)	wr (19)					158
2	Hinton, K	3/1	qb (24)	--	qb (22)	--	--	QB (67)	--	--					113
5	Jiles, C	3/0	inj	st (6)	db (22)	db (13)	--	inj.	inj.	inj.					41
83	Johnson, D	2/0	wr (17)	--	wr (9)	--	--	--	--	--					26
90	Kamara, S	7/0	dl (23)	dl (19)	dl (29)	--	dl (2)	dl (22)	dl (10)	dl (24)					129
34	Kemp, D	8/8	LB (49)	LB (80)	LB (63)	LB (98)	LB (88)	LB (72)	LB (50)	LB (82)					582
15	Lewis, C	6/1	wr (30)	wr (39)	WR (43)	wr (30)	wr (24)	inj.	wr (39)	--					205
44	Liverpool, L	1/0	ol (17)	--	--	--	--	--	--	--					17
48	Maggio, D	8/8	P (9)	P (17)	P (14)	P (14)	P (11)	P (11)	P (7)	P (8)					91
79	Maginn, S	2/0	ol (17)	--	ol (19)	--	--	--	--	--					36
12	Masterson, L	8/0	db (31)	db (17)	db (34)	st (9)	db (19)	db (32)	db (45)	db (32)					219
35	Mays, N	5/0	lb (19)	st (1)	inj	inj	inj	st (5)	st (5)	st (7)					37
44	McNeil, K	2/0	st (1)	st (6)	--	--	--	--	--	--					7
63	Nash, J	4/0	ol (35)	--	ol (28)	--	--	--	ol (28)	ol (6)					97
12	Newman, J	2/0	qb (17)	--	qb (3)	--	--	--	--	--					20
68	Osterhage, P	7/7	RG (59)	RG (87)	RG (70)	LG (83)	RG (82)	RG (32)	inj.	RG (41)					454
41	Pike, D	8/0	te (18)	te (11)	te (26)	te (6)	te (8)	te (9)	te (11)	te (14)					103
21	Robinson, I	3/0	rb (17)	--	rb (9)	rb (1)	--	--	--	inj.					27
93	Rodney, Z	7/7	DT (30)	DT (47)	DT (36)	DT (63)	DT (52)	DT (31)	inj.	DT (17)					276
85	Serigne, C	8/8	TE (37)	TE (74)	TE (69)	TE(89)	TE (86)	TE (79)	TE (70)	TE (81)					605
42	Simpson, J	7/0	lb (14)	lb (16)	lb (32)	st (9)	lb (13)	st (9)	st (9)	--					102
25	Sriraman, J	2/0	wr (17)	--	wr (19)	--	--	--	--	--					36
23	Strnad, J	8/0	lb (29)	lb (31)	lb (29)	lb (30)	lb (22)	lb (47)	lb (37)	lb (55)					280
60	Suhren, T	8/0	ol (18)	ol (9)	ol (25)	ol (10)	st (7)	st (7)	st (3)	st (2)					81
46	Taylor, D	5/0	lb (17)	st (6)	lb (15)	st (5)	st (4)	--	--	--					47
24	Taylor, J	8/0	db (25)	db (47)	db (26)	db (33)	db (18)	db (19)	st (3)	st (3)					174
9	Wade, C	8/8	WR (49)	WR (66)	WR (58)	WR (88)	WR (78)	WR (69)	WR (75)	WR (68)					551
7	Washington, S	8/6	WR (33)	WR (35)	wr (33)	WR (47)	wr (53)	WR (67)	WR (33)	WR (76)					377
58	Watson, T	8/0	ol (26)	ol (9)	ol (25)	ol (10)	st (7)	st (7)	st (3)	st (2)					89
7	Weaver, M	8/8	K (15)	K (11)	K (14)	K (9)	K (9)	K (7)	K (9)	K (13)					87
6	Williams, Jab	8/8	LB (37)	LB (75)	LB (59)	LB (99)	LB (73)	LB (75)	LB (66)	LB (89)					573
30	Williams, JaC	7/0	lb (22)	lb (19)	lb (25)	lb (12)	inj	lb (40)	lb (56)	lb (56)					230
10	Wolford, J	7/7	QB (33)	QB (72)	QB (58)	QB (70)	QB (72)	inj.	QB (63)	QB (73)					441
48	Yarbary, W	8/8	DT (35)	DT (70)	DT (44)	DT (88)	DT (60)	DT (62)	DT (70)	DT (72)					501
56	Young, D	6/0	dl (13)	dl (6)	dl (11)	--	--	dl (9)	dl (16)	dl (4)					59

Starters in all CAPS // st = played only on special teams // -- = did not play // inj = missed game due to injury // susp = missed game due to suspension

2016 WAKE FOREST FOOTBALL GAME NOTES

2017 GAME RECAPS & BOX SCORES



GAME 1 WAKE FOREST 51, PRESBYTERIAN 7 AUGUST 31, 2017 BB&T FIELD (22,643)

WINSTON-SALEM, N.C. -- Wake Forest opened the 2017 season in style with a 51-7 dominating win over Presbyterian.

In the biggest win of the Dave Clawson era, the Demon Deacons worked a balanced attack of rushing (248) and passing (239). The Deacon defense held Presbyterian to 248 yards of total offense and limited the Blue Hose to just two pass completions.

Quarterback John Wolford earned the starting nod and went 11-for-15 complete with three touchdown passes and 107 yards passing. Wolford also rushed six times for 47 yards and one touchdown. Kendall Hinton took over for Wolford late in the second quarter and went 7-for-8 passing with two touchdown passes and one rushing touchdown.

Receiver Greg Dortch and tight end Cam Serigne each caught two touchdown passes. Dortch had a team-high 55 yards receiving. It was the first time since 1950 that Wake Forest had two players with two touchdown catches in the same game. Alex Bachman added a receiving touchdown in the contest. Dortch flashed his playmaking ability with 76 punt return yards on four chances and had a 25-yard kickoff return.

Cameron Glenn led the defense with six total tackles including four solo stops. Duke Ejiofor had three tackles for loss including a sack. Jaboree Williams and Zeek Rodney also recorded a sack.

Scoring	1	2	3	4	Total
Presbyterian	0	0	0	7	7
Wake Forest	16	21	14	0	51

1st Quarter

WF - Serigne 8 yd pass from Wolford (Weaver kick failed), 11:18
WF - Serigne 26 yd pass from Wolford (Weaver kick), 7:48
WF - Weaver 22 yd field goal, 0:34

2nd Quarter

WF - Wolford 2 yd run (Weaver kick), 11:29
WF - Dortch 7 yd pass from Wolford (Weaver kick), 8:25
WF - Dortch 42 yd pass from Kendall Hinton (Weaver kick), 4:15

3rd Quarter

WF - Bachman 29 yd pass from Hinton (Weaver kick), 11:51
WF - Hinton 1 yd run (Weaver kick), 1:39

4th Quarter

WF - Wolford 2 yd run (Weaver kick), 11:29

	PC	WF
FIRST DOWNS	12	28
RUSHES-YARDS (NET)	45-207	45-248
PASSING YDS (NET)	41	239
Passes Comp-Att-Int	2-9-1	20-27-1
TOTAL OFFENSE PLAYS-YARDS	54-248	72-487
Fumble Returns-Yards	0-0	0-0
Punt Returns-Yards	0-0	4-76
Kickoff Returns-Yards	8-132	2-39
Interception Returns-Yards	1-0	1-22
Punts (Number-Avg)	7-40.7	1-35.0
Fumbles-Lost	3-0	0-0
Penalties-Yards	5-45	4-25
Possession Time	32:21	27:39
Third-Down Conversions	4 of 14	5 of 9
Fourth-Down Conversions	0 of 2	1 of 1
Red-Zone Scores-Chances	1-2	5-2
Sacks By: Number-Yards	1-2	3-21

RUSHING: PC - Marable 16-162; Robinson 7-32; Cheek 22-13. WF - Byrd 7-75; Robinson 12-49; Wolford 6-47; Carney 10-39; Hinton 6-22; Colburn 2-12; Newman 1-5; Team 1-minus 1

PASSING: PC - Cheek 2-9-1-41. WF - Wolford 11-15-0-107; Hinton 7-8-0-124; Newman 2-4-1-8.

RECEIVING: PC - Watson 1-30; Davis 1-11. WF - Hines 5-39; Dortch 4-55; Serigne 2-34; Wade 2-24; Bachman 1-29; Washington 1-28; Lewis 1-9; Carney 1-7; Colburn 1-6; Johnson 1-5; Robinson 1-3.



GAME 2 WAKE FOREST 34, BOSTON COLLEGE 10 SEPTEMBER 19, 2017 ALUMNI STADIUM (21,077)

CHESTNUT HILL, MASS. -- Wake Forest used four take-aways and a balanced offensive attack to roll to a 34-10 victory over Boston College Saturday afternoon in the ACC opener at Alumni Stadium. The victory marks the second straight season the Demon Deacons (2-0, 1-0) have posted a conference road win in week two of the season.

Wake Forest scored 21 points off four Boston College (1-1, 0-1) turnovers, including three interceptions. The strong defensive effort was complemented by a balanced offensive game as the Deacs amassed 309 yards, 158 on the ground and 151 through the air.

The 24-point margin of victory was the largest for the Demon Deacons in an ACC game since a 34-10 win over Maryland in 2013 and the largest on the road against a conference foe since the 30-0 win over Florida State in Tallahassee during the 2006 ACC Championship season.

Wake Forest's 34 points were its most in an ACC game since 2013 and it marked the third consecutive game that the Demon Deacons scored at least 30 points, their longest such streak since 2009-10.

Quarterback John Wolford was 13-of-19 for 151 yards and one touchdown passing while also adding 92 yards and a touchdown on 20 carries. Cade Carney added 40 yards rushing and a touchdown on 13 carries and Greg Dortch had six catches for 56 yards and a touchdown to lead the receiving corps.

Essang Bassey recorded his first career interception and returned it 30 yards for a touchdown.

Scoring	1	2	3	4	Total
Wake Forest	7	14	10	3	34
Boston College	0	7	3	0	10

1st Quarter

WF - Dortch 9 yd pass from Wolford (Weaver kick), 1:28

2nd Quarter

WF - Wolford 29 yd run (Weaver kick), 10:20
BC - Hilliman 6 yd pass from Brown (Lichtenberg kick), 3:13
WF - Bassey 30 yd interception return (Weaver kick)

3rd Quarter

BC - Lichtenberg 30 yd field goal, 10:03
WF - Weaver 28 yd field goal, 6:15
WF - Carney 3 yd run (Weaver kick), 4:23

4th Quarter

WF - Weaver 27 yd field goal, 7:00

	WF	BC
FIRST DOWNS	15	19
RUSHES-YARDS (NET)	52-158	41-142
PASSING YDS (NET)	151	163
Passes Comp-Att-Int	13-19-0	18-41-3
TOTAL OFFENSE PLAYS-YARDS	71-309	82-305
Fumble Returns-Yards	0-0	0-0
Punt Returns-Yards	2-6	4-42
Kickoff Returns-Yards	0-0	5-146
Interception Returns-Yards	3-67	0-0
Punts (Number-Avg)	9-41.6	7-43.1
Fumbles-Lost	1-0	2-1
Penalties-Yards	5-40	0-0
Possession Time	33:13	26:47
Third-Down Conversions	7 of 18	6 of 17
Fourth-Down Conversions	0 of 1	0 of 2
Red-Zone Scores-Chances	4-4	2-2
Sacks By: Number-Yards	0-0	2-16


RUSHING: WF - Wolford 20-92; Carney 13-40; Colburn 14-27; Byrd 3-4; Team 1-minus 1; Hines 1-minus 4. BC - Smith 5-46; Dillon 15-44; Hilliman 8-23; Jones 3-21; Levy 3-18; Brown 3-8; Wade 3-7; Team 1-minus 24

PASSING: WF - Wolford 13-19-0-151. BC - Brown 11-29-3-119; Wade 7-12-0-44.

RECEIVING: WF - Dortch 6-56; Lewis 2-29; Carney 1-23; Wade 1-14; Colburn 1-14; Hines 1-7; Bachman 1-7. BC - Smith 5-56; Walker 2-12; Jones 2-9; Sweeney 1-14; Glines 1-10; Callinan 1-10; Hilliman 1-6; Levy 1-4.

2016 WAKE FOREST FOOTBALL GAME NOTES

2017 GAME RECAPS & BOX SCORES



GAME 3 WAKE FOREST 46, UTAH STATE 10 SEPTEMBER 9, 2017 BB&T FIELD (27,971)

WINSTON-SALEM, N.C. — Wake Forest used a relentless offensive attack and a smothering defense in a 46-10 win over Utah State.

The Demon Deacons (3-0, 1-0 ACC) torched the Utah State (1-2, 0-0 MWC) defense for 588 total yards of offense, the most since the Deacons had 591 yards vs. Elon in 2015.

Wake Forest's offense was clicking behind quarterback John Wolford who threw two touchdown passes and had a rushing score. He became the first Wake Forest player to score a rushing and passing touchdown in three consecutive games.

Wide receiver Greg Dortch and tight end Cam Serigne each had a touchdown reception while Arkeem Byrd and Matt Colburn each had a rushing touchdown along with Wolford. Hines and Byrd became the first Wake Forest duo to have a 100-yard receiving and 100-yard rushing game since 2011.

Amari Henderson led the defensive effort with seven solo tackles while Luke Masterson and Grant Dawson finished with six tackles each. The defense recorded 11 tackles for loss, led by two each from Essang Bassey, Willie Yarbary and Duke Ejiofor. As a team, the Deacs limited Utah State to just 42 yards of rushing and 11 first downs.

Wake Forest took an early 7-0 lead after a 43-yard touchdown pass from Wolford to Dortch. The touchdown came one play after an interception from Cameron Glenn. The interception was returned for a touchdown but called back on a penalty, setting up the Demon Deacon offensive score.

Nearly 90 seconds later, Wake Forest added on with a 45-yard strike from Wolford to Serigne which extended the advantage to 14-0. A 31-yard field goal from Mike Weaver made it a 17-0 lead for the Deacons shortly into the second quarter.

Midway through the second quarter, punter Dom Maggio pinned Utah State on its own goal line with a 50-yard punt. On the ensuing play, Carlos Basham, Jr. and Grant Dawson forced a safety as Wake Forest made it 19-0.

After the safety, Byrd ran for a 59-yard touchdown after blowing through the Utah State secondary. Weaver tacked on a 30-yard field goal as time expired in the second quarter with Wake Forest leading 29-0 heading into the locker room.

Early in the third quarter, Jessie Bates III ran a punt back for 75-yards deep into Utah State territory. On the following play Colburn scored for the Deacons making the score 36-0.

Both teams traded field goals in the third quarter bringing the final score to 46-10 in favor of Wake Forest.

Scoring	1	2	3	4	Total
Utah State	0	0	10	0	10
Wake Forest	14	15	17	0	46

1st Quarter

WF - Dortch 43 yd pass from Wolford (Weaver kick), 13:11
WF - Serigne 45 yd pass from Wolford (Weaver kick), 11:39

2nd Quarter

WF - Weaver 31 yd field goal, 14:14
WF - Basham, Jr. safety, 6:02
WF - Byrd 59 yd run (Weaver kick), 4:50
WF - Weaver 30 yd field goal, 0:00

3rd Quarter

WF - Colburn 1 yd run (Weaver kick), 11:45
USU - Bright 77 yd pass from Love (Eberle kick), 10:37
WF - Wolford 18 yd run (Weaver kick), 9:09
WF - Weaver 32 yd field goal, 2:49
USU - Eberle 30 yd field goal, 0:53

4th Quarter


No scoring

	USU	WF
FIRST DOWNS	11	26
RUSHES-YARDS (NET)	31-42	59-291
PASSING YDS (NET)	225	297
Passes Comp-Att-Int	15-37-1	16-27-0
TOTAL OFFENSE PLAYS-YARDS	68-267	86-588
Fumble Returns-Yards	0-0	0-0
Punt Returns-Yards	1-20	3-64
Kickoff Returns-Yards	4-69	4-81
Interception Returns-Yards	0-0	1-16
Punts (Number-Avg)	10-39.6	6-45.2
Fumbles-Lost	3-0	1-0
Penalties-Yards	4-39	8-62
Possession Time	24:00	36:00
Third-Down Conversions	5 of 18	9 of 18
Fourth-Down Conversions	1 of 2	0 of 1
Red-Zone Scores-Chances	1-1	5-5
Sacks By: Number-Yards	1-9	2-11

RUSHING: USU - Allen 13-20; Wildman 1-11; Myers 5-7; Hunt 10-5; Hervey 1-1; Nathan 1-minus 2. WF-Byrd 19-120; Colburn 10-74; Wolford 8-53; Carney 6-20; Robinson 7-12; Dortch 2-8; Hinton 7-4.

PASSING: USU-Myers 9-23-54-0-1; Love 6-13-171-0-1; Allen 0-1-0-0-0. WF-Wolford 12-22-242-2-0; Hinton 4-5-55-0-0.

RECEIVING: USU-Tarver5-35; Van Leeuwen 2-77; Nathan 2-13; Hunt 2-10; Bright 1-77; Raymond 1-8; Terrell 1-6; Colston-Green 1-minus 1. WF-Hines 5-129; Dortch 4-68; Serigne 2-52; Lewis 1-15; Claude 1-13; Washington 1-11; Wade 1-5; Byrd 1-4



GAME 4 WAKE FOREST 20, APP STATE 19 SEPTEMBER 23, 2017 KIDD BREWER STADIUM (35,126)

BOONE, N.C. — Wake Forest improved to 4-0 for the second consecutive year after downing Appalachian State 20-19 Saturday afternoon at Kidd-Brewer Stadium. In the back-and-forth battle, the Demon Deacons used a pair of blocked kicks, one field goal and one PAT, to record a victory in their first ever trip to Boone.

Despite being outgained 494-344 by the Mountaineers (2-2, 1-0 Sun Belt), the Demon Deacons (4-0, 1-0 ACC) used 17 second-half points to rally from behind twice for the win. The victory was sealed as Appalachian State's 39-yard game-winning field goal attempt in the final seconds was

blocked by Scotty Washington.

Washington also made four catches for a career-high 79 yards to lead the Demon Deacon offense. John Wolford had 176 yards passing on the day, in addition to a team-high 77 yards rushing.

Wake Forest jumped out to an early 3-0 lead as it took the opening kickoff and marched 65 yards over 11 plays before Mike Weaver's 27-yard field goal opened the scoring. Late in the opening quarter, Appalachian State took its first lead as Levi Duffield caught a 20-yard touchdown pass from Taylor Lamb on a double-reverse-flea-flicker. It marked the first time this season the Deacs had trailed, but the extra point was blocked by Wendell Dunn, keeping the Mountaineer lead at 6-3, which they held at the end of the first period.

In the second quarter, an Appalachian State field goal with two minutes before intermission extended the lead to 9-3. The Mountaineers had a chance to add to the lead with another field goal on the final play of the half, but it sailed wide left to keep the score 9-3 at intermission.

The Demon Deacon offense came out strong in the second half after Appalachian State downed a punt on the 3-yard line. A 37-yard pass to Washington on the opening play got the Deacs out from the shadow of their own goal line and sparked a 9-play, 97-yard touchdown drive capped by a 9-yard touchdown pass from Wolford to Greg Dortch. It was Dortch's fifth touchdown of the season as Wake Forest took a 10-9 lead.

Appalachian State retook the lead, 16-10, on the next possession as T.J. Watkins took a shovel pass 84 yards for a touchdown.

The Demon Deacons answered again on the next drive after an Appalachian State error kept it alive. The Deacs went three-and-out to start the drive, but the Mountaineers were offside on the punt to give Wake a first down. The Deacs took advantage of the second chance and marched down the field to set-up a 6-yard touchdown pass to Cam Serigne for a 17-16 lead. The Demon Deacons took that one-point lead into the final quarter.

Appalachian State retook the lead, 19-17, with 10:35 to play on a field goal. Wake Forest responded with a field goal drive of its own, as Weaver's 25-yarder with 7:22 to play gave the Deacs a 20-19 lead.

The Mountaineers final chance to win came in the final minute as they drove into field goal range. The 39-yard attempt by Michael Rubino was blocked by Washington to seal the victory.

Scoring	1	2	3	4	Total
Wake Forest	3	0	14	3	20
Appalachian State	6	3	7	3	19

1st Quarter

WF - Weaver 27 yd field goal, 11:04
APP - Duffield 20 yd pass from Lamb (Rubino kick blocked), 2:49

2nd Quarter

APP - Rubino 38 yd field goal, 1:58

3rd Quarter

WF - Dortch 10 yd pass from Wolford (Weaver kick), 7:52
APP - Watkins 84 yd pass from Lamb (Rubino kick), 7:02
WF - Serigne 6 yd pass from Wolford (Weaver kick), 3:24

4th Quarter

APP - Rubino 39 yd field goal, 10:35
WF - Weaver 25 yd field goal, 7:22

	WF	APP
FIRST DOWNS	18	27
RUSHES-YARDS (NET)	40-168	35-122
PASSING YDS (NET)	176	372
Passes Comp-Att-Int	14-27-0	26-52-0
TOTAL OFFENSE PLAYS-YARDS	67-344	87-494
Fumble Returns-Yards	0-0	0-0
Punt Returns-Yards	1-13	3-37
Kickoff Returns-Yards	1-22	2-42
Interception Returns-Yards	0-0	0-0
Punts (Number-Avg)	9-45.3	7-40.6
Fumbles-Lost	3-0	0-0
Penalties-Yards	8-66	7-65
Possession Time	24:16	35:44
Third-Down Conversions	4 of 16	7 of 20
Fourth-Down Conversions	0 of 2	1 of 2
Red-Zone Scores-Chances	4-4	2-3
Sacks By: Number-Yards	0-0	1-1

RUSHING: WF - Wolford 13-77; Byrd 9-34; Colburn 10-34; Carney 7-24; Team 1-minus 1. APP - Uphshaw 15-86; Moore 16-27; Lamb 3-14; Lewis 1-minus 5.

PASSING: WF - Wolford 14-27-176-2-0. APP - Lamb 26-50-372-2-0.

RECEIVING: WF - Dortch 6-63; Washington 4-79; Serigne 2-22; Wade 1-11; Colburn 1-1. APP - Hennigan 5-74; Letman 4-68; Lewis 4-37; Watkins 3-102; Duffield 3-31; Williams 3-22; Virgil 2-30; Jones 2-8.

2016 WAKE FOREST FOOTBALL GAME NOTES

2017 GAME RECAPS & BOX SCORES



GAME 5 FLORIDA STATE 26, WAKE FOREST 19 SEPTEMBER 30, 2017 BB&T FIELD (31,588)

WINSTON-SALEM, N.C. -- A final-minute touchdown was the difference as Wake Forest was edged by No. 25 Florida State, 26-19, in front of 31,588 fans at BB&T Field on Saturday evening.

A 7-yard run by Matt Colburn with 13:57 left in the game put the Demon Deacons (4-1, 1-1 ACC) ahead, 19-16.

The Seminoles (1-2, 1-1 ACC) answered with a 35-yard field goal by Ricky Aguayo to tie it at 19-19 with 6:20 left.

Wake Forest was held to back-to-back three-and-outs, then Florida State's first play from scrimmage on its final drive went as a 40-yard touchdown pass from James Blackman to Auden Tate for the game-winner with 53 seconds left.

The Deacs went 43 yards on their final drive to get the ball inside the FSU 40, but John Wolford's Hail Mary pass attempt to Scotty Washington was batted down.

Wolford went 24-for-34 passing for 271 yards passing, and a dropped pass resulted in his first interception of the season. Greg Dortch led the receiving corps by becoming the first Deacon with 10 receptions in a game since 2015, hauling in 10 passes for a career-high 110 yards. Wolford also led the Deacs on the ground with 19 carries for 63 yards and a score.

For Florida State, Jacques Patrick led the way with 19 carries for 120 yards and a touchdown. Blackman finished 11-for-21 with 121 yards and a TD.

Wake Forest outgained Florida State by a 367-270 margin, with both defenses getting in the backfield frequently. The Deacs totaled a season-high 17 tackles for loss including five sacks. Grant Dawson, Duke Ejifor and Wendell Dunn racked up 3.5 TFLs apiece, while Willie Yarbary had a pair of sacks. FSU's 10 TFLs matched the season-high for an opponent, led by a two-sack effort by Matthew Thomas.

Jessie Bates III finished with a season-high 14 tackles, while Dawson added 10 and a forced fumble.

Scoring	1	2	3	4	Total
Florida State	3	10	3	10	26
Wake Forest	3	9	0	7	19

1st Quarter

FSU - Aguayo 51 yd field goal, 7:06
WF - Weaver 24 yd field goal, 2:48

2nd Quarter

WF - Weaver 39 yd field goal, 13:17
WF - Wolford 3 yd run (Weaver kick failed), 6:59
FSU - Patrick 1 yd run (Aguayo kick), 5:41
FSU - Aguayo 27 yd field goal, 2:55

3rd Quarter

FSU - Aguayo 37 yd field goal, 4:18

4th Quarter

WF - Colburn 7 yd run (Weaver kick), 13:57
FSU - Aguayo 35 yd field goal, 6:20
FSU - Tate 40 yd pass from Blackman (Aguayo kick), 0:53

	FSU	WF
FIRST DOWNS	15	17
RUSHES-YARDS (NET)	43-149	34-96
PASSING YDS (NET)	121	271
Passes Comp-Att-Int	11-21-0	24-35-1
TOTAL OFFENSE PLAYS-YARDS	64-270	69-367
Fumble Returns-Yards	1-7	0-0
Punt Returns-Yards	2-7	4-48
Kickoff Returns-Yards	3-133	3-54
Interception Returns-Yards	1-0	0-0
Punts (Number-Avg)	6-39.3	7-39.0
Fumbles-Lost	4-1	2-1
Penalties-Yards	8-70	7-59
Possession Time	34:41	25:19
Third-Down Conversions	4 of 15	4 of 14
Fourth-Down Conversions	1 of 2	1 of 1
Red-Zone Scores-Chances	4-4	4-5
Sacks By: Number-Yards	2-26	5-39

RUSHING: FSU - Patrick 19-120; Akers 14-58; Rasul 4-6; TM 1-minus 2; Blackman 5-minus 39; Rube 0-6. WF - Wolford 19-63; Colburn 5-13; Byrd 6-5; Dortch 4-7.

PASSING: FSU - Blackman 11-21-1-0-121. WF - Wolford 24-34-0-1-271; Dortch 0-1-0-0-0.

RECEIVING: FSU - Patrick 3-26; Tate 2-47; Murray 2-2; Akers 2-2; Gavin 1-43; Campbell 1-1. WF - Dortch 10-110; Colburn 4-28; Serigne 3-56; Wade 3-11; Washington 2-57; Lewis 1-7; Hines 1-2.



GAME 6 CLEMSON 28, WAKE FOREST 14 OCTOBER 7, 2017 MEMORIAL STADIUM (80,567)

CLEMSON, S.C. -- Wake Forest suffered a 28-14 loss to No. 2 Clemson Saturday at Memorial Stadium. After the reigning national champions took a 28-0 lead, the Demon Deacons answered with a pair of fourth-quarter touchdowns. The rally came up short as Wake Forest fell to 4-2 overall and 1-2 in the ACC, while Clemson (6-0, 4-0 ACC) won its 11th consecutive game.

Kendall Hinton, making his first start of the season, led the Demon Deacon offense with 92 yards rushing and 203 yards passing, including a pair of touchdown passes. Greg Dortch led the team in receiving with five catches for 78 yards.

Clemson opened the games strong, scoring on its first two drives to take an early 14-0 lead on a 28-yard pass from Kelly Bryant to Deon Cain and a four-yard run by Adam Choice. The Demon Deacon defense tightened and held the Tigers off the scoreboard for the remainder of the half as Clemson led 14-0 at the break.

The Tigers added a 1-yard rush by Travis Etienne and a 13-yard pass from back-up quarterback Hunter Johnson to Cannon Smith to extend the advantage to 28-0 early in the fourth quarter.

Wake Forest rallied with a pair of touchdown drives to cut the lead in half. A 9-play, 78-yard drive was capped by a 16-yard touchdown pass from Hinton to Scotty Washington. On the next drive, the Deacs went for it on 4th-and-Goal from the 11-yard line and Hinton found Cam Serigne in the end zone to complete a 10-play, 60-yard touchdown drive.

The Wake Forest defense forced two turnovers, a fumble recovered by Carlos Basham, Jr., and an interception by Amari Henderson. The Demon Deacons were led by Cameron Glenn and Jessie Bates III, who recorded 11 and 10 tackles, respectively.

The Demon Deacons will have a bye week before returning to action on October 21 at Georgia Tech.

Scoring	1	2	3	4	Total
Wake Forest	0	0	0	14	14
Clemson	14	0	7	7	28

1st Quarter

CU - Cain 28 yd pass from Bryant (Spence kick), 12:59
CU - Choice 4 yd run (Spence kick), 6:18

2nd Quarter

No scoring

3rd Quarter

CU - Etienne 1 yd run (Spence kick), 7:31

4th Quarter

CU - Smith 13 yd pass from Johnson (Spence kick), 11:48
WF - Washington 16 yd pass from Hinton (Weaver kick), 8:32
WF - Serigne 11 yd pass from Hinton (Weaver kick), 2:28

	WF	CU
FIRST DOWNS	16	25
RUSHES-YARDS (NET)	35-133	48-190
PASSING YDS (NET)	203	263
Passes Comp-Att-Int	14-30-0	29-41-1
TOTAL OFFENSE PLAYS-YARDS	65-336	89-453
Fumble Returns-Yards	0-0	0-0
Punt Returns-Yards	3-15	4-58
Kickoff Returns-Yards	3-65	1-3
Interception Returns-Yards	1-0	0-0
Punts (Number-Avg)	7-45.3	5-40.6
Fumbles-Lost	1-0	1-1
Penalties-Yards	4-25	9-79
Possession Time	24:55	35:05
Third-Down Conversions	4 of 16	9 of 19
Fourth-Down Conversions	2 of 3	3 of 3
Red-Zone Scores-Chances	2-4	3-3
Sacks By: Number-Yards	1-18	3-14


RUSHING: WF - Hinton 24-92; Byrd 5-21; Colburn 6-20. CU - Etienne 15-67; Feaster 11-54; Bryant 12-39; Choice 7-26; Fuller 2-6; TM 1-minus 2.

PASSING: WF - Hinton 14-30-0-2-203. CU - Bryant 21-29-1-1-200; Cooper 2-6-0-0-16; Johnson 5-5-1-0-42; Spiers 1-1-0-0-5.

RECEIVING: WF - Dortch 5-78; Serigne 3-20; Washington 2-25; Wade 1-38; Freudenthal 1-26; Byrd 1-9; Hines 1-7. CU - Renfrow 6-61; McCloud 5-38; Cain 4-38; Higgins 3-39; Overton 2-26; Powell 2-15; Rodgers 2-11; Choice 2-8; Smith 1-13; Feaster 1-9; Chase 1-5.

2016 WAKE FOREST FOOTBALL GAME NOTES

2017 GAME RECAPS & BOX SCORES



GAME 7 GEORGIA TECH 38, WAKE FOREST 24 OCTOBER 21, 2017 BOBBY DODD STADIUM (45,224)

ATLANTA, Ga. -- Wake Forest returned to action following a bye week and suffered a 38-24 loss at Georgia Tech Saturday night at Bobby Dodd Stadium. The Demon Deacons fell to 4-3 (1-3 ACC) with the loss, while the Yellow Jackets improved to 4-2 (3-1 ACC).

Two players returning from injury led the Demon Deacon offense. Quarterback John Wolford, who missed the game at Clemson, threw for 252 yards and a pair of touchdowns and running back Cade Carney, who missed the last two games, rushed for a season-high 92 yards. Greg Dortch made eight catches for a career-high 125 yards, his second 100-yard receiving game of the season.

On defense, Grant Dawson led the Demon Deacons with a career-high 14 tackles. Duke Ejirofor had six tackles, including two and a half sacks.

Georgia Tech took the opening kickoff and mounted a 15-play, eight-minute drive, but the Wake Forest defense held in the red zone and allowed just a 22-yard field goal from Brenton King. In the final seconds of the first quarter, the Deacs took a 7-3 lead on a 6-yard touchdown pass from Wolford to Scotty Washington.

Early in the second quarter, the Yellow Jackets retook the lead after another long drive. Jerry Howard's 2-yard run gave Georgia Tech a 10-7 advantage. Wake Forest came back on the ensuing drive with Wolford's second touchdown throw, a 15-yard pass to Tabari Hines for a 14-10 lead. After forcing their first three-and-out of the night, the Deacs drove down the field again, capped by a 1-yard run by Wolford to make the score 21-10 with just over a minute in the half. On the final play of the half, King's 42-yard field goal cut the Wake Forest lead to 21-13 at the break.

On Georgia Tech's first play of the second half, the Yellow Jackets struck for a touchdown. Taqoun Marshall had a 49-yard run, but the 2-point conversion failed to keep the Wake Forest in the lead at 21-19. Midway through the third quarter, a 29-yard field goal from Mike Weaver pushed the Deacon advantage to 24-19. Georgia Tech retook the lead, 25-24, on a 42-yard touchdown run from Qua Searcy, as the Yellow Jackets again failed on a 2-point conversion. The Yellow Jackets took that one-point lead into the fourth quarter.

Early in the fourth quarter, Georgia Tech's KirVonte Benson had an 11-yard touchdown run, but the extra point was blocked by Paris Black to keep the score at 31-24. A 70-yard touchdown run by Marshall late in the game extended the Yellow Jacket lead to the final margin of 38-24.

Scoring	1	2	3	4	Total
Wake Forest	7	14	3	0	24
Georgia Tech	3	10	12	13	38

1st Quarter

GT - King 22 yd field goal, 6:50

WF - Washington 6 yd pass from Wolford (Weaver kick), 0:12

2nd Quarter

GT - Howard 2 yd run (King kick), 9:28

WF - Hines 15 yd pass from Wolford (Weaver kick), 5:57

WF - Wolford 1 yd run (Weaver kick), 1:02

GT - King 42 yd field goal, 0:00

3rd Quarter

GT - Marshall 49 yd run (Marshall rush failed), 12:55

WF - Weaver 29 yd field goal, 7:31

GT - Searcy 42 yd run (Marshall pass failed), 4:35

4th Quarter

GT - Benson 11 yd run (kick blocked), 11:55


GT - Marshall 70 yd run (King kick), 1:57

	WF	GT
FIRST DOWNS	20	29
RUSHES-YARDS (NET)	31-110	66-427
PASSING YDS (NET)	252	68
Passes Comp-Att-Int	17-30-1	5-11-0
TOTAL OFFENSE PLAYS-YARDS	61-362	77-495
Fumble Returns-Yards	0-0	0-0
Punt Returns-Yards	2-10	1-11
Kickoff Returns-Yards	5-123	1-24
Interception Returns-Yards	0-0	1-27
Punts (Number-Avg)	3-48.7	2-51.5
Fumbles-Lost	1-0	1-0
Penalties-Yards	4-40	5-45
Possession Time	24:02	35:58
Third-Down Conversions	4 of 11	9 of 15
Fourth-Down Conversions	0 of 3	0 of 2
Red-Zone Scores-Chances	4-4	3-3
Sacks By: Number-Yards	3-22	1-9

RUSHING: WF - Carney 19-92; Byrd 6-37; Colburn 1-3; Wolford 4-minus 5; TM 1-minus 17. GT - Marshall 23-163; Benson 26-136; Seracy 5-57; Jeune 1-30; Howard 3-14; Lynch 2-12; Green 1-10; Cottrell 4-6; 1-minus 1.

PASSING: WF - Wolford 17-30-252-2-1. GT - Harshall 5-11-68-0-0.

RECEIVING: WF - Dortch 8-125; Lewis 3-60; Hines 3-50; Wade 1-10; Washington 1-6; Carney 1-1-GT - Jeune 3-44; Green 1-17; Benson 1-7.



GAME 8 WAKE FOREST 42, LOUISVILLE 32 OCTOBER 28, 2017 BB&T FIELD (29,593)

WINSTON-SALEM, N.C. -- Greg Dortch caught a school-record four touchdown passes and John Wolford threw for five touchdowns and 461 yards as Wake Forest defeated Louisville 42-32 at BB&T Field.

Wake Forest (5-3, 2-3 ACC) led Louisville (5-4, 2-4 ACC) with a combined attack of Dortch and Wolford who were nearly unstoppable. Dortch had three of his touchdown catches in the first half while piling up 167 yards receiving. Wolford went 28-for-34 passing becoming the first Demon Deacon quarterback to pass for over 400 yards since 1998. His five touchdown passes tied Riley Skinner who set the program record in 2009.

The 625 total yards from Wake Forest was the most since 1968 and only the second time the Deacons have gone over 600 yards.

The Demon Deacon defense hounded reigning Heisman winner Lamar Jackson throughout the game. Wake Forest recorded seven sacks which is tied for the second-most in a game in school history and the most since 1997.

Wake Forest drove methodically down the field on its first offensive possession of the game. Wolford was 5-for-5 with 87 yards passing on the drive including a 47-yard pass to Scotty Washington on the first play. The drive was capped off with a 1-yard rushing touchdown from Wolford after which the Demon Deacons led 7-0 halfway through the first frame.

The Deacons came out firing again on offense as Wake Forest needed just 1:18 to score another touchdown. Wolford continued his hot start, completing three-straight passes after an initial draw play. Dortch finished the drive with a 32-yard touchdown on a screen pass. Wake Forest led 14-3 at the end of the first quarter.

Early in the second quarter, Louisville made it to the Wake Forest 8-yard line after a long run from quarterback Lamar Jackson. Bassey intercepted Jackson in the endzone for the touchback. It was the second-career interception for Bassey. On the ensuing drive, Wake Forest went 80 yards on 10 plays for its third touchdown of the first half. Wolford again spurred the offense with a 30-yard pass to Washington and an 11-yard rush. Dortch caught a 4-yard pass and stretched for the end zone as the Deacons pushed their lead to 21-3.

Wake Forest responded to a Louisville TD courtesy of the Wolford to Dortch connection. In just five plays, the Deacons stormed down the field as Wolford hit Dortch for a 25-yard touchdown catch. Heading into the locker room at halftime, Wake Forest led Louisville 28-10.

Dortch continued to light up the scoreboard as he sprinted for a 52-yard touchdown reception early in the third quarter. It marked his fourth touchdown reception of the day as Wake Forest extended the lead to 35-10.

Following the Wake Forest scoring drive, Jackson led a 12-play, 75-yard drive for the Cardinals and rushed for a four-yard touchdown run as Louisville narrowed the score to 35-17. Jackson added another rushing touchdown in the fourth quarter with 1:10 remaining in the game. Wake Forest went over the 600-yard mark on total offense with a 44-yard touchdown pass to Chuck Wade with less than a minute remaining. Louisville tacked on an additional touchdown on a 20-yard touchdown pass from Jackson. The game ended with Wake Forest winning 42-32.

Scoring	1	2	3	4	Total
Louisville	3	7	7	15	32
Wake Forest	14	14	7	7	42

1st Quarter

WF - Wolford 1 yd run (Weaver kick), 7:14

LOU - Creque 35 yd field goal, 2:23

WF - Dortch 32 yd pass from Wolford (Weaver kick), 1:05

2nd Quarter

WF - Dortch 4 yd pass from Wolford (Weaver kick), 10:35

LOU - Jackson 7 yd run (Creque kick), 2:58

WF - Dortch 25 yd pass from Wolford (Weaver kick), 1:29

3rd Quarter

WF - Dortch 52 yd pass from Wolford (Weaver kick), 10:21

LOU - Jackson 4 yd run (Creque kick), 5:53

4th Quarter

LOU - Jackson 55 yd run (Smith pass from Jackson), 1:10

WF - Wade, Jr. 44 yd pass from Wolford (Weaver kick), 0:57

LOU - Standberry 20 yd pass from Jackson (Creque kick), 0:14

	UL	WF
FIRST DOWNS	30	26
RUSHES-YARDS (NET)	42-191	39-164
PASSING YDS (NET)	332	461
Passes Comp-Att-Int	28-46-1	28-34-0
TOTAL OFFENSE PLAYS-YARDS	88-523	73-625
Fumble Returns-Yards	0-0	0-0
Punt Returns-Yards	1-minus 2	2-5
Kickoff Returns-Yards	2-31	4-50
Interception Returns-Yards	0-0	1-0
Punts (Number-Avg)	5-39.2	2-38.5
Fumbles-Lost	1-0	1-1
Penalties-Yards	0-0	6-55
Possession Time	33:59	26:01
Third-Down Conversions	6 of 16	8 of 13
Fourth-Down Conversions	2 of 3	1 of 3
Red-Zone Scores-Chances	4-6	2-2
Sacks By: Number-Yards	1-5	7-33

RUSHING: LOU - Jackson 27-161; Bonnafon 10-22; Samuel 1-8; D. Williams 1-8; M. Williams 2-2; Pass 1-minus 2. WF - Colburn 24-134; Byrd 5-30; Wolford 4-14; Carney 1-4; Dortch 1-minus 6; TM 4-minus 12.

PASSING: LOU - Jackson 27-44-330-1-1. WF - Wolford 28-34-461-5-1.

RECEIVING: LOU - Smith 6-73; Samuel 5-72; Dawkins 5-65; Fitzpatrick 5-56; Bonnafon 3-22; Standberry 2-26; Averett 2-18. WF - Dortch 10-167; Washington 6-133; Serigne 4-42; Wade 3-61; Bachman 2-38; Hines 2-15; Colburn 1-5.

2017 WAKE FOREST FOOTBALL GAME NOTES

ALEX BACHMAN WIDE RECEIVER

Jr. • 6-0 • 190 • 2VL
Westlake Village, Calif.
Oaks Christian



2017 — Tallied his second-career touchdown reception, a 29-yard catch, against Presbyterian (Aug. 31) ... Recorded season-highs in receptions (2) and yards (38) against Louisville (Oct. 28).

BACHMAN'S CAREER RECEIVING STATS

	G-GS	Rec	Yds	Avg	TD	Lg/Opponent
2015	11-0	1	8	8.0	0	8/Elon
2016	13-11	23	248	10.8	1	62/at Duke
2017	7-0	4	74	18.5	1	29/Twice
Career	31-11	28	330	11.8	2	62/at Duke

BACHMAN'S GAME-BY-GAME RECEIVING STATS

2015	Opponent	Rec	Yds	Avg	TD	TD Yds
9/3	Elon	1	8	8.0	0	--
9/12	at Syracuse	0	0	0	0	--
9/19	at Army	0	0	0	0	--
9/26	at Indiana	0	0	0	0	--
10/3	Florida State	0	0	0	0	--
10/10	at Boston Col.	0	0	0	0	--
10/17	at UNC	0	0	0	0	--
10/24	NC State	0	0	0	0	--
10/30	Louisville	0	0	0	0	--
11/14	at Notre Dame	--	--	--	--	--
11/21	at Clemson	0	0	0	0	--
11/28	Duke	0	0	0	0	--

2016	Opponent	Rec	Yds	Avg	TD	TD Yds
9/1	Tulane	2	17	8.5	0	--
9/10	at Duke	1	62	62.0	0	--
9/17	Delaware	3	17	5.7	1	7
9/24	at Indiana	1	14	14.0	0	--
10/1	at NC State	1	2	2.0	0	--
10/8	Syracuse	2	6	3.0	0	--
10/15	at Florida State	0	0	0.0	0	--
10/29	Army West Point	6	51	8.5	0	--
11/5	Virginia	2	19	8.5	0	--
11/12	at Louisville	3	37	12.3	0	--
11/19	Clemson	0	0	0.0	0	--
11/26	Boston College	1	3	3.0	0	--
12/27	vs. Temple	1	20	20.0	0	--

2017	Opponent	Rec	Yds	Avg	TD	TD Yds
8/13	Presbyterian	1	29	29.0	1	29
9/9	at Boston Col.	1	7	7.0	0	--
9/16	Utah State	0	0	0.0	0	--
9/23	at App State	0	0	0.0	0	--
9/30	Florida State	0	0	0.0	0	--
10/7	at Clemson	0	0	0.0	0	--
10/21	at Georgia Tech	--	--	--	--	--
10/28	Louisville	2	38	19.0	0	--

CARLOS BASHAM, JR. DEFENSIVE LINE

R-Fr. • 6-5 • 275
Roanoke, Va.
Northside



2017 — Made his collegiate debut against Presbyterian (Aug. 31), recording five solo tackles in the game... Had an assisted tackle while recording a safety against Utah State (Sept. 16) ... Recorded

first career fumble recovery at Clemson (Oct. 7) ... Goes by the nickname "Boogie".

BASHAM'S CAREER DEFENSIVE STATS

	G-GS	S-A-Tot	TFL-Yds	Sk-Yds	Int-Yds	PBU	FF-FR
2017	8-0	8-3-11	0.5-0	0-0	0-0	1	0-1
Career	8-0	8-3-11	0.5-0	0-0	0-0	1	0-1

BASHAM'S GAME-BY-GAME DEFENSIVE STATS

2017	Opp	S-A-Tot	TFL-Yds	Sk-Yds	Int-Yds	PBU	FF-FR
8/31	Presbyterian	5-0-5	0-0	0-0	0-0	0	0-0
9/9	at Boston Col.	1-0-1	0-0	0-0	0-0	0	0-0
9/16	Utah State	0-2-2	0.5-0	0-0	0-0	0	0-0
9/23	at App State	1-1-2	0-0	0-0	0-0	0	0-0
9/30	Florida State	0-0-0	0-0	0-0	0-0	0	0-0
10/7	at Clemson	1-0-1	0-0	0-0	0-0	1	0-1
10/21	at Ga. Tech	0-0-0	0-0	0-0	0-0	0	0-0
10/28	Louisville	0-0-0	0-0	0-0	0-0	1	0-0

ESSANG BASSEY DEFENSIVE BACK

So. • 5-10 • 185 • 1VL
Columbus, Ga.
Columbus



2017 — Named the ACC Defensive Back of the Week on Sept. 11 after recording five tackles and returning an interception 30 yards for a touchdown against Boston College (Sept. 9) ... Has started every game in 2017... Tallied career-high two tackles for loss and two pass breakups against Utah State (Sept. 16) ... Registered seven tackles, including five solo, against App State (Sept. 23) ... Has recorded at least one pass breakup in 5-of-7 games this season, including three of the last four ... Delivered a career-high 10 tackles and added an interception against Louisville (Oct. 28)

BASSEY'S CAREER DEFENSIVE STATS

	G-GS	S-A-Tot	TFL-Yds	Sk-Yds	Int-Yds	PBU	FF-FR
2016	13-1	16-3-19	1.5-2	0-0	0-0	3	1-1
2017	8-8	25-11-36	3.5-6	0-0	2-30	7	0-0
Career	20-8	42-14-56	5.0-8	0-0	2-30	10	1-1

BASSEY'S GAME-BY-GAME DEFENSIVE STATS

2016	Opp	S-A-Tot	TFL-Yds	Sk-Yds	Int-Yds	PBU	FF-FR
9/1	Tulane	0-0-0	0-0	0-0	0-0	0	0-0
9/10	at Duke	1-0-1	0-0	0-0	0-0	0	0-0
9/17	Delaware	1-0-1	0-0	0-0	0-0	0	0-0
9/24	at Indiana	1-0-1	0-0	0-0	0-0	0	0-0
10/1	at NC State	0-0-0	0-0	0-0	0-0	0	0-0
10/8	Syracuse	0-0-0	0-0	0-0	0-0	0	0-0
10/15	at Florida St.	7-1-8	0-0	0-0	0-0	0	0-1
10/29	Army	2-1-3	0-0	0-0	0-0	0	0-0
11/5	Virginia	1-0-1	0-0	0-0	0-0	0	0-0
11/12	at Louisville	1-0-1	0-0	0-0	0-0	0	0-0
11/19	Clemson	0-1-1	0-0	0-0	0-0	0	0-0
11/26	Boston College	0-0-0	0-0	0-0	0-0	0	0-0
12/27	vs. Temple	2-0-2	0-0	0-0	0-0	0	1-0

2017	Opp	S-A-Tot	TFL-Yds	Sk-Yds	Int-Yds	PBU	FF-FR
8/31	Presbyterian	1-0-1	1.0-1	0-0	0-0	1	0-0
9/9	at Boston Col.	4-1-5	0-0	0-0	1-30	0	0-0
9/16	Utah State	3-2-5	2.0-3	0-0	0-0	2	0-0
9/23	at App State	5-2-7	0.5-2	0-0	0-0	1	0-0
9/30	Florida State	1-2-3	0-0	0-0	0-0	1	0-0
10/7	at Clemson	4-1-5	0-0	0-0	0-0	1	0-0
10/21	at Ga. Tech	1-0-1	0-0	0-0	0-0	0	0-0
10/28	Louisville	7-3-10	0-0	0-0	1-0	1	0-0

JESSIE BATES III DEFENSIVE BACK

R-So. • 6-2 • 195 • 1VL
Fort Wayne, Ind.
Snider



2017 — Consensus freshman All-American last year ... First team Freshman All-ACC from six outlets ... Runner-up for ACC Defensive Rookie of the Year ... Led the Deacs with nine total tackles at Boston College (Sept. 9)... Tallied a career-best 75-yard punt return against Utah State (Sept. 16)... Led team with nine total tackles at App State (Sept. 23) ... Totaled a season-high 14 tackles against Florida State (Sept. 30) ... Posted his second consecutive double-digit tackle game with 10 against Clemson (Oct. 7) ... Recorded career-high two tackles for loss at Georgia Tech (Oct. 21)... Tied his career-high with two pass breakups vs. Louisville (Oct. 28)

BATES' CAREER DEFENSIVE STATS

	G-GS	S-A-Tot	TFL-Yds	Sk-Yds	Int-Yds	PBU	FF-FR
2016	13-11	70-30-100	3.5-7	0-0	5-158	4	1-0
2017	8-8	41-23-64	5.5-12	0-0	1-37	5	1-0
Career	21-19	111-53-164	9.0-19	0-0	6-195	9	2-0

BATES' GAME-BY-GAME DEFENSIVE STATS

2016	Opp	S-A-Tot	TFL-Yds	Sk-Yds	Int-Yds	PBU	FF-FR
9/1	Tulane	7-1-8	0-0	0-0	0-0	0	0-0
9/10	at Duke	5-1-6	0-0	0-0	0-0	0	0-0
9/17	Delaware	3-1-4	0-0	0-0	0-0	0	0-0
9/24	at Indiana	7-1-8	0-0	0-0	2-94	0	0-0
10/1	at NC State	10-5-15	1.0-2	0-0	0-0	0	0-0
10/8	Syracuse	4-0-4	0-0	0-0	0-0	0	0-0
10/15	at Florida St.	3-5-8	0-0	0-0	1-0	0	0-0
10/29	Army	4-2-6	0-0	0-0	1-25	0	0-0
11/5	Virginia	3-1-4	0-0	0-0	1-39	1	0-0
11/12	at Louisville	8-5-13	0-0	0-0	0-0	0	1-0
11/19	Clemson	6-6-12	0.5-1	0-0	0-0	1	0-0
11/26	Boston College	5-0-5	1.0-3	0-0	0-0	2	0-0
12/27	vs. Temple	5-27	1.0-1	0-0	0-0	0	0-0

2017	Opp	S-A-Tot	TFL-Yds	Sk-Yds	Int-Yds	PBU	FF-FR
8/31	Presbyterian	5-0-5	0-0	0-0	0-0	0	1-0
9/9	at Boston Col.	5-4-9	0-0	0-0	1-37	0	0-0
9/16	Utah State	0-2-2	0-0	0-0	0-0	0	0-0
9/23	at App State	7-2-9	0-0	0-0	0-0	0	0-0
9/30	Florida State	8-6-14	1.5-6	0-0	0-0	2	0-0
10/7	at Clemson	6-4-10	0.5-1	0-0	0-0	0	0-0
10/21	at Ga. Tech	5-2-7	2.0-3	0-0	0-0	0	0-0
10/28	Louisville	5-3-8	1.5-3	0-0	0-0	2	0-0

ARKEEM BYRD RUNNING BACK

R-Fr. • 6-1 • 190
Savannah, Ga.
Jenkins



2017 — Rushed for a team-high 75 yards on seven carries, including a 51-yard run, against Presbyterian (Aug. 31) ... Scored his first career touchdown on a 59-yard run against Utah State (Sept. 16), finishing the day leading the team in rushes (19) and yards (121).

2017 WAKE FOREST FOOTBALL GAME NOTES

BYRD'S CAREER RUSHING STATS

	G-GS	Car	Yds	Avg	TD	Lg/Opponent
2017	8-0	60	334	5.6	1	59/Utah State
Career	8-0	60	334	5.6	1	59/Utah State

BYRD'S GAME-BY-GAME RUSHING STATS

2017	Opponent	Att	Yds	Avg	TD	TD Yds
8/31	Presbyterian	7	75	10.7	0	--
9/9	at Boston College	3	4	1.3	0	--
9/16	Utah State	19	120	6.3	1	59
9/23	at App State	9	34	3.8	0	--
9/30	Florida State	6	13	2.2	0	--
10/7	at Clemson	5	21	4.2	0	--
10/21	at Georgia Tech	6	37	6.3	0	--
10/28	Louisville	5	30	6.0	0	--

CHRIS CALHOUN DEFENSIVE LINE

Jr. • 6-4 • 250 • 2VL
Alpharetta, Ga.
Centennial



51

2017 — Has recorded at least two tackles in 6-of-8 games this season ... Tied a career-high with three solo tackles against Louisville (Oct. 28).

CALHOUN'S CAREER DEFENSIVE STATS

	G-GS	S-A-Tot	TFL-Yds	Sk-Yds	Int-Yds	PBU	FF-FR
2015	12-4	11-9-20	4.0-10	0-0	1-4	1	0-0
2016	13-0	6-6-12	1.0-2	1.0-2	0-0	1	0-0
2017	8-0	7-9-16	0-0	0-0	0-0	0	0-0
Career	33-4	24-24-48	5.0-12	1.0-2	1-4	2	0-0

CALHOUN'S GAME-BY-GAME DEFENSIVE STATS

2015	Opp	S-A-Tot	TFL-Yds	Sk-Yds	Int-Yds	PBU	FF-FR
9/3	Elon	0-1-1	0-0	0-0	0-0	0	0-0
9/12	at Syracuse	0-1-1	0-0	0-0	0-0	0	0-0
9/19	at Army	3-2-5	1.5-2	0-0	0-0	0	0-0
9/26	Indiana	0-1-1	0-0	0-0	0-0	0	0-0
10/3	Florida State	0-1-1	0-0	0-0	0-0	0	0-0
10/10	at Boston Col.	1-0-1	0-0	0-0	0-0	0	0-0
10/17	at UNC	2-0-2	1.0-2	0-0	0-0	0	0-0
10/24	NC State	0-1-1	0-0	0-0	0-0	1	0-0
10/30	Louisville	2-1-3	0-0	0-0	0-0	0	0-0
11/14	at Notre Dame	0-1-1	0.5-1	0-0	0-0	0	0-0
11/21	at Clemson	2-0-2	1.0-5	0-0	1-4	0	0-0
11/28	Duke	0-1-1	0-0	0-0	0-0	0	0-0

2016	Opp	S-A-Tot	TFL-Yds	Sk-Yds	Int-Yds	PBU	FF-FR
9/1	Tulane	3-0-3	0-0	0-0	0-0	0	0-0
9/10	at Duke	1-1-2	0-0	0-0	0-0	0	0-0
9/17	Delaware	0-0-0	0-0	0-0	0-0	1	0-0
9/24	at Indiana	0-1-1	0-0	0-0	0-0	0	0-0
10/1	at NC State	0-1-1	0-0	0-0	0-0	0	0-0
10/8	Syracuse	0-0-0	0-0	0-0	0-0	0	0-0
10/15	at Florida St.	0-0-0	0-0	0-0	0-0	0	0-0
10/29	Army	1-1-2	0-0	0-0	0-0	0	0-0
11/5	Virginia	0-0-0	0-0	0-0	0-0	0	0-0
11/12	at Louisville	0-1-1	0-0	0-0	0-0	0	0-0
11/19	Clemson	0-1-1	0-0	0-0	0-0	0	0-0
11/26	Boston College	1-0-1	1.0-2	1.0-2	0-0	0	0-0
12/27	vs. Temple	0-0-0	0-0	0-0	0-0	0	0-0

2017	Opp	S-A-Tot	TFL-Yds	Sk-Yds	Int-Yds	PBU	FF-FR
8/31	Presbyterian	1-2-3	0-0	0-0	0-0	0	0-0
9/9	at Boston Col.	2-1-3	0-0	0-0	0-0	0	0-0

9/16	Utah State	0-2-2	0-0	0-0	0-0	0	0-0
9/23	at App State	0-2-2	0-0	0-0	0-0	0	0-0
9/30	Florida State	1-0-1	0-0	0-0	0-0	0	0-0
10/7	at Clemson	0-2-2	0-0	0-0	0-0	0	0-0
10/21	at Ga. Tech	0-0-0	0-0	0-0	0-0	0	0-0
10/28	Louisville	3-0-3	0-0	0-0	0-0	0	0-0

CADE CARNEY RUNNING BACK

So. • 5-11 • 215 • 1VL
Advance, N.C.
Davidson Day



36

2017 — Became the first true freshman running back in at least 65 years to start in the season opener ... Named the National Freshman of the Week by CBS Sports last season ... Had a career-long 23 yard reception at Boston College (Sept. 9) while rushing for a touchdown. Missed the Florida State (Sept. 30) and Clemson (Oct. 7) games due to injury ... Rushed for season-high 92 yards at Georgia Tech (Oct. 21) in his first game back from injury.

CARNEY'S CAREER RUSHING STATS

	G-GS	Car	Yds	Avg	TD	Lg/Opponent
2016	10-10	156	589	3.8	6	55/Duke
2017	6-6	56	220	3.9	1	17/at BC
Career	16-16	212	809	3.8	7	55/Duke

CARNEY'S GAME-BY-GAME RUSHING STATS

2016	Opponent	Att	Yds	Avg	TD	TD Yds
9/1	Tulane	7	21	3.0	0	--
9/10	at Duke	17	108	6.4	3	63
9/17	Delaware	--	--	--	--	--
9/24	at Indiana	--	--	--	--	--
10/1	at NC State	--	--	--	--	--
10/8	Syracuse	29	104	3.6	1	3
10/15	at Florida State	10	33	3.3	0	--
10/29	Army West Point	4	13	3.2	0	--
11/5	Virginia	23	87	3.8	0	--
11/12	at Louisville	17	50	2.9	0	--
11/19	Clemson	18	59	3.3	1	1
11/26	Boston College	14	43	3.1	0	--
12/27	vs. Temple	17	71	4.2	1	11

2017	Opponent	Att	Yds	Avg	TD	TD Yds
8/31	Presbyterian	10	39	3.9	0	--
9/9	at Boston College	13	41	3.1	1	3
9/16	Utah State	6	20	3.3	0	--
9/23	at App State	7	24	3.4	0	--
9/30	Florida State	--	--	--	--	--
10/7	at Clemson	--	--	--	--	--
10/21	at Georgia Tech	19	92	4.8	0	--
10/28	Louisville	1	4	4.0	0	--

CARNEY'S CAREER RECEIVING STATS

	G-GS	Rec	Yds	Avg	TD	Lg/Opponent
2016	10-10	12	74	6.2	0	15/Virginia
2017	6-6	3	31	10.3	0	23/at BC
Career	16-16	15	105	7.0	0	23/at BC

CARNEY'S GAME-BY-GAME RECEIVING STATS

2016	Opponent	Rec	Yds	Avg	TD	TD Yds
9/1	Tulane	2	13	6.5	0	--
9/10	at Duke	2	9	4.5	0	--
9/17	Delaware	--	--	--	--	--
9/24	at Indiana	--	--	--	--	--
10/1	at NC State	--	--	--	--	--

10/8	Syracuse	1	6	6.0	0	--
10/15	at Florida State	1	2	2.0	0	--
10/29	Army West Point	2	7	3.5	0	--
11/5	Virginia	1	15	15.0	0	--
11/12	at Louisville	0	0	0.0	0	--
11/19	Clemson	2	17	8.5	0	--
11/26	Boston College	1	5	5.0	0	--
12/27	vs. Temple	0	0	0.0	0	--

2017	Opponent	Rec	Yds	Avg	TD	TD Yds
8/31	Presbyterian	1	7	7.0	0	--
9/9	at Boston College	1	23	23.0	0	--
9/16	Utah State	0	0	0.0	0	--
9/23	at App State	0	0	0.0	0	--
9/30	Florida State	--	--	--	--	--
10/7	at Clemson	--	--	--	--	--
10/21	at Georgia Tech	1	1	1.0	0	--
10/28	Louisville	0	0	0.0	0	--

STEVEN CLAUDE WIDE RECEIVER

R-So. • 6-2 • 195 • 1VL
Miami, Fla.
Champagnat Catholic



88

2017 — Recorded a special teams tackle at App State (Sept. 23) ... Made one tackle on special teams at Georgia Tech (Oct. 21)

CLAUDE'S CAREER RECEIVING STATS

	G-GS	Rec	Yds	Avg	TD	Lg/Opponent
2016	12-0	2	27	13.5	0	14/Florida State
2017	8-0	1	13	13.0	0	13/Utah State
Career	20-0	3	40	13.3	0	14/Florida State

CLAUDE'S GAME-BY-GAME RECEIVING STATS

2016	Opponent	Rec	Yds	Avg	TD	TD Yds
9/1	Tulane	0	0	0.0	0	--
9/10	at Duke	0	0	0.0	0	--
9/17	Delaware	1	13	13.0	0	--
9/24	at Indiana	0	0	0.0	0	--
10/1	at NC State	0	0	0.0	0	--
10/8	Syracuse	0	0	0.0	0	--
10/15	at Florida State	1	14	14.0	0	--
10/29	Army West Point	0	0	0.0	0	--
11/5	Virginia	0	0	0.0	0	--
11/12	at Louisville	0	0	0.0	0	--
11/19	Clemson	0	0	0.0	0	--
11/26	Boston College	0	0	0.0	0	--
12/27	vs. Temple	--	--	--	--	--

2017	Opponent	Rec	Yds	Avg	TD	TD Yds
8/31	Presbyterian	0	0	0.0	0	--
9/9	at Boston College	0	0	0.0	0	--
9/16	Utah State	1	13	13.0	0	--
9/23	at App State	0	0	0.0	0	--
9/30	Florida State	0	0	0.0	0	--
10/7	at Clemson	0	0	0.0	0	--
10/21	at Georgia Tech	0	0	0.0	0	--
10/28	Louisville	0	0	0.0	0	--

2017 WAKE FOREST FOOTBALL GAME NOTES

MATT COLBURN II RUNNING BACK

Jr. • 5-10 • 200 • 2VL
Irmoo, S.C.
Dutch Fork



2017 — Was the team's leading rusher in 2016 ... Became the first Deacon to have back-to-back 100-yard rushing games (Sept. 17/24, 2016) since 2011 ... Averaged 7.4 yards per carry with a TD against Utah State (Sept. 16) ... Surpassed 1,000 career rushing yards with 34 at App State (Sept. 23) ... Chipped in with a 7-yard touchdown run against Florida State (Sept. 30) in his first start of the season, also catching a career-high four passes ... Rushed for a career-high 134 yards on 24 carries against Louisville (Oct. 28), including a career-long 39-yard run.

COLBURN'S CAREER RUSHING STATS

G-GS	Car	Yds	Avg	TD	Lg/Opponent	
2015	10-3	66	239	3.6	1	21/Indiana
2016	13-3	151	626	4.1	2	29/at Duke
2017	8-2	75	317	4.2	2	39/Louisville
Career	31-8	292	1,182	4.0	5	39/Louisville

COLBURN'S GAME-BY-GAME RUSHING STATS

2015	Opponent	Att	Yds	Avg	TD	TD Yds
9/3	Elon	12	38	3.2	1	2
9/12	at Syracuse	1	-1	-1.0	0	--
9/19	at Army	4	15	3.8	0	--
9/26	Indiana	3	29	9.7	0	--
10/3	Florida State	11	51	4.6	0	--
10/10	at Boston Col.	12	37	3.1	0	--
10/17	at UNC	1	4	4.0	0	--
10/24	NC State	8	31	3.9	0	--
10/30	Louisville	11	24	2.2	0	--
11/14	at Notre Dame	-DNP-				
11/21	at Clemson	3	11	3.7	0	--
11/28	Duke	-DNP-				

2016	Opponent	Att	Yds	Avg	TD	TD Yds
9/1	Tulane	11	23	2.1	0	--
9/10	at Duke	8	54	6.8	0	--
9/17	Delaware	24	118	4.9	1	1
9/24	at Indiana	29	103	3.6	0	--
10/1	at NC State	10	39	3.9	0	--
10/8	Syracuse	5	24	4.8	0	--
10/15	at Florida State	3	16	5.3	0	--
10/29	Army West Point	8	40	5.0	0	--
11/5	Virginia	11	46	4.2	0	--
11/12	at Louisville	11	27	2.5	0	--
11/19	Clemson	10	38	3.8	0	--
11/26	Boston College	7	38	5.4	0	--
12/27	vs. Temple	14	60	4.3	1	3

2017	Opponent	Att	Yds	Avg	TD	TD Yds
8/31	Presbyterian	2	12	6.0	0	--
9/9	at Boston College	14	27	1.9	0	--
9/16	Utah State	10	74	7.4	1	1
9/23	at App State	10	34	3.4	0	--
9/30	Florida State	5	13	2.6	1	7
10/7	at Clemson	6	20	3.3	0	--
10/21	at Georgia Tech	1	3	3.0	0	--
10/28	Louisville	24	134	5.6	0	--

COLBURN'S CAREER RECEIVING STATS

	G-GS	Rec	Yds	Avg	TD	Lg/Opponent
2015	10-3	0	0	0.0	0	--
2016	13-3	13	143	11.0	0	21/vs. Temple
2017	8-2	8	54	6.8	0	21/Florida State
Career	31-8	21	197	9.4	0	21/twice

COLBURN'S GAME-BY-GAME RECEIVING STATS

2016	Opponent	Rec	Yds	Avg	TD	TD Yds
9/1	Tulane	2	29	14.5	0	--
9/10	at Duke	0	0	0.0	0	--
9/17	Delaware	2	27	13.5	0	--
9/24	at Indiana	3	28	9.3	0	--
10/1	at NC State	1	-1	-1.0	0	--
10/8	Syracuse	0	0	0.0	0	--
10/15	at Florida State	0	0	0.0	0	--
10/29	Army West Point	2	20	10.0	0	--
11/5	Virginia	0	0	0.0	0	--
11/12	at Louisville	1	15	15.0	0	--
11/19	Clemson	1	4	4.0	0	--
11/26	Boston College	0	0	0.0	0	--
12/27	vs. Temple	1	21	21.0	0	--

2017	Opponent	Rec	Yds	Avg	TD	TD Yds
8/31	Presbyterian	1	6	6.0	0	--
9/9	at Boston College	1	14	14.0	0	--
9/16	Utah State	0	0	0.0	0	--
9/23	at App State	1	1	1.0	0	--
9/30	Florida State	4	28	7.0	0	--
10/7	at Clemson	0	0	0.0	0	--
10/21	at Georgia Tech	0	0	0.0	0	--
10/28	Louisville	1	5	5.0	0	--

GRANT DAWSON LINEBACKER

R-Sr. • 6-1 • 225 • 3VL
Winston-Salem, N.C.
Reagan



2017 — Came to Wake Forest as a walk-on ... Now is on scholarship and serves as a team captain ... Has played in every game since his redshirt year ... Recorded his first-career double-digit tackle game against Florida State (Sept. 30), also doubling his previous career total with 3.5 tackles for loss and forcing his first-career fumble ... Made career-high 14 tackles at Georgia Tech (Oct. 21), adding seven more against Louisville (Oct. 28).

DAWSON'S CAREER DEFENSIVE STATS

	G-GS	S-A-Tot	TFL-Yds	Sk-Yds	Int-Yds	PBU	FF-FR
2014	12-0	6-9-15	0.5-2	0-0	0-0	1	0-0
2015	12-0	6-10-16	0-0	0-0	0-0	0	0-0
2016	13-3	21-14-35	2.5-4	0-0	1-6	1	0-0
2017	8-8	35-29-54	8.0-34	1.5-16	0-0	0	1-0
Career	45-11	68-52-120	11.0-40	1.5-16	1-6	2	1-0

DAWSON'S GAME-BY-GAME DEFENSIVE STATS

2014	Opp	S-A-Tot	TFL-Yds	Sk-Yds	Int-Yds	PBU	FF-FR
8/28	at ULM	0-1-1	0-0	0-0	0-0	0	0-0
9/6	Gardner-Webb	1-0-1	0-0	0-0	0-0	0	0-0
9/13	at Utah State	0-2-2	0-0	0-0	0-0	1	0-0
9/20	Army	0-0-0	0-0	0-0	0-0	0	0-0
9/27	at Louisville	1-0-1	0-0	0-0	0-0	0	0-0
10/4	at Florida State	0-1-1	0-0	0-0	0-0	0	0-0
10/18	Syracuse	1-2-3	0.5-2	0-0	0-0	0	0-0
10/25	Boston College	0-1-1	0-0	0-0	0-0	0	0-0
11/6	Clemson	2-1-3	0-0	0-0	0-0	0	0-0
11/15	at NC State	1-0-1	0-0	0-0	0-0	0	0-0

11/22	Virginia Tech	0-1-1	0-0	0-0	0-0	0	0-0
11/29	at Duke	0-0-0	0-0	0-0	0-0	0	0-0

2015	Opp	S-A-Tot	TFL-Yds	Sk-Yds	Int-Yds	PBU	FF-FR
9/3	Elon	0-1-1	0-0	0-0	0-0	0	0-0
9/12	at Syracuse	0-0-0	0-0	0-0	0-0	0	0-0
9/19	at Army	0-1-1	0-0	0-0	0-0	0	0-0
9/26	Indiana	2-4-6	0-0	0-0	0-0	0	0-0
10/2	Florida State	0-1-1	0-0	0-0	0-0	0	0-0
10/10	at Boston Col.	0-0-0	0-0	0-0	0-0	0	0-0
10/17	at UNC	2-1-3	0-0	0-0	0-0	0	0-0
10/24	NC State	0-0-0	0-0	0-0	0-0	0	0-0
10/30	Louisville	1-1-2	0-0	0-0	0-0	0	0-0
11/14	at Notre Dame	0-0-0	0-0	0-0	0-0	0	0-0
11/21	at Clemson	1-1-2	0-0	0-0	0-0	0	0-0
11/28	Duke	0-0-0	0-0	0-0	0-0	0	0-0

2016	Opp	S-A-Tot	TFL-Yds	Sk-Yds	Int-Yds	PBU	FF-FR
9/1	Tulane	1-3-4	0-0	0-0	0-0	0	0-0
9/10	at Duke	2-3-5	0.5-0	0-0	0-0	1	0-0
9/17	Delaware	3-0-3	0-0	0-0	0-0	0	0-0
9/24	at Indiana	2-2-4	0-0	0-0	1-6	0	0-0
10/1	at NC State	1-3-4	0-0	0-0	0-0	0	0-0
10/8	Syracuse	0-0-0	0-0	0-0	0-0	0	0-0
10/15	at Florida St.	1-0-1	0-0	0-0	0-0	0	0-0
10/29	Army	4-1-5	0-0	0-0	0-0	0	0-0
11/5	Virginia	2-1-3	1.0-1	0-0	0-0	0	0-0
11/12	at Louisville	0-0-0	0-0	0-0	0-0	0	0-0
11/19	Clemson	2-0-2	0-0	0-0	0-0	0	0-0
11/26	Boston College	2-1-3	0-0	0-0	0-0	0	0-0
12/27	vs. Temple	1-0-1	1.0-3	0-0	0-0	0	0-0

2017	Opp	S-A-Tot	TFL-Yds	Sk-Yds	Int-Yds	PBU	FF-FR
8/31	Presbyterian	1-0-1	0-0	0-0	0-0	0	0-0
9/9	at Boston Col.	3-1-4	0-0	0-0	0-0	0	0-0
9/16	Utah State	5-1-6	0.5-1	0-0	0-0	0	0-0
9/23	at App State	1-2-3	0-0	0-0	0-0	0	0-0
9/30	Florida State	5-5-10	3.5-19	1.0-10	0-0	1	1-0
10/7	at Clemson	4-5-9	1.0-1	0-0	0-0	0	0-0
10/21	at Ga. Tech	12-2-14	2.5-11	0.5-6	0-0	0	0-0
10/28	Louisville	4-3-7	0.5-2	0-0	0-0	0	0-0

GREG DORTCH WIDE RECEIVER

R-Fr. • 5-9 • 165
Richmond, Va.
Highlands Springs



2017 — ACC Rookie of the Week on Oct. 2 and Oct. 30, also earning ACC Receiver of the Week on Oct. 30 ... First freshman in program history to record touchdown catches in his first four career games ... Had four catches for 55 yards and two touchdowns against Presbyterian (Aug. 31), including a 42-yard touchdown reception ... Returned four punts for 76 yards and one kickoff for 25 yards to account for 156 all-purpose yards in his debut ... Led the Deacs with six catches, 56 yards and a TD at Boston College (Sept. 9) ... Made four catches for 68 yards in his first start against Utah State (Sept. 16), including a 43-yard TD grab on the first play from scrimmage ... Hauled in another touchdown at App State (Sept. 23), finishing with a team-high six catches for 63 yards ... Became the first Deacon since 2015 to record 10 catches in a game against Florida State (Sept. 30), totaling 110 yards through the air ... Led team with five catches and 78 yards receiving at Clemson (Oct. 7) ... Had a then-career-high 125 receiving yards against Georgia Tech (Oct. 21) ... Set a new Wake Forest with four receiving touchdowns against Louisville (Oct. 28), also hauling in career-highs of 10 catches and 167 receiving yards ... Had season-ending abdominal surgery following the game against Louisville.

DORTCH'S CAREER RECEIVING STATS

	G-GS	Rec	Yds	Avg	TD	Lg/Opponent
2017	8-6	53	722	13.6	9	52/Louisville
Career	8-6	53	722	13.6	9	52/Louisville

2017 WAKE FOREST FOOTBALL GAME NOTES

DORTCH'S GAME-BY-GAME RECEIVING STATS

2017	Opponent	Rec	Yds	Avg	TD	TD Yds
8/31	Presbyterian	4	55	13.8	2	7, 42
9/9	at Boston College	6	56	9.3	1	9
9/16	Utah State	4	68	17.0	1	43
9/23	at App State	6	63	10.5	1	10
9/30	Florida State	10	110	11.0	0	--
10/7	at Clemson	5	78	15.6	0	--
10/21	at Georgia Tech	8	125	15.6	0	--
10/28	Louisville	10	167	16.7	4	32, 4, 25, 52

WENDELL DUNN DEFENSIVE LINE

R-Sr. • 6-3 • 250 • 3VL
Miami, Fla.
Palmetto



2017 — Team captain ... Has started every game of his collegiate career ... Broke up two passes - his first two since 2014 - and blocked a PAT at App State (Sept. 23), helping the Deacs to a one-point win ... Recorded a career-high 3.5 tackles for loss, a forced fumble and a sack against Florida State (Sept. 30) ... Had an 18-yard sack and forced fumble at Clemson (Oct. 7)

DUNN'S CAREER DEFENSIVE STATS

	G-GS	S-A-Tot	TFL-Yds	Sk-Yds	Int-Yds	PBU	FF-FR
2014	12-12	17-26-43	7.5-14	0.5-0	0-0	2	2-0
2015	12-12	18-17-35	7.5-25	1.0-7	0-0	0	1-0
2016	13-13	23-9-32	6.0-15	2.5-12	0-0	0	0-1
2017	8-8	16-10-26	4.5-38	2.0-28	0-0	2	2-0
Career	45-45	76-62-138	25.5-92	6.0-47	0-0	4	5-1

DUNN'S GAME-BY-GAME DEFENSIVE STATS

2014	Opp	S-A-Tot	TFL-Yds	Sk-Yds	Int-Yds	PBU	FF-FR
8/28	at ULM	1-5-6	0.5-2	0-0	0-0	0	0-0
9/6	Gardner-Webb	0-0-0	0-0	0-0	0-0	0	0-0
9/13	at Utah State	0-5-5	1.0-0	0-0	0-0	0	0-0
9/20	Army	5-3-8	2.5-5	0-0	0-0	0	1-0
9/27	at Louisville	3-0-3	0-0	0-0	0-0	0	1-0
10/4	at Florida State	0-0-0	0-0	0-0	0-0	0	0-0
10/18	Syracuse	3-3-6	1.0-3	0-0	0-0	1	0-0
10/25	Boston College	1-3-4	0.5-2	0-0	0-0	1	0-0
11/6	Clemson	0-2-2	0.5-0	0-0	0-0	0	0-0
11/15	at NC State	1-2-3	0.5-0	0.5-0	0-0	0	0-0
11/22	Virginia Tech	1-0-1	0-0	0-0	0-0	0	0-0
11/29	at Duke	2-3-5	0-0	0-0	0-0	0	0-0

2015	Opp	S-A-Tot	TFL-Yds	Sk-Yds	Int-Yds	PBU	FF-FR
9/3	Elon	0-0-0	0-0	0-0	0-0	0	0-0
9/12	at Syracuse	1-0-1	0-0	0-0	0-0	0	0-0
9/19	at Army	1-2-3	1.5	0-0	0-0	0	0-0
9/26	Indiana	1-3-4	0.5-1	0-0	0-0	0	0-0
10/2	Florida State	1-0-1	1.0-7	1.0-7	0-0	0	0-0
10/10	at Boston Col.	3-1-4	1.0-5	0-0	0-0	0	1-0
10/17	at UNC	1-3-4	0-0	0-0	0-0	0	0-0
10/24	NC State	1-2-3	1.0-2	0-0	0-0	0	0-0
10/30	Louisville	0-0-0	0-0	0-0	0-0	0	0-0
11/14	at Notre Dame	0-2-2	0.5-1	0-0	0-0	0	0-0
11/21	at Clemson	3-3-6	1.5-2	0-0	0-0	0	0-0
11/28	Duke	6-1-7	1.0-2	0-0	0-0	0	0-0

2016	Opp	S-A-Tot	TFL-Yds	Sk-Yds	Int-Yds	PBU	FF-FR
9/1	Tulane	6-1-7	1.0-1	0-0	0-0	0	0-0
9/10	at Duke	1-1-2	1.0-5	1.0-5	0-0	0	0-0
9/17	Delaware	1-1-2	0-0	0-0	0-0	0	0-0
9/24	at Indiana	3-1-4	1.5-1	0-0	0-0	0	0-0
10/1	at NC State	0-0-0	0-0	0-0	0-0	0	0-0

10/8	Syracuse	1-2-3	0.5-4	0.5-4	0-0	0	0-0
10/15	at Florida St.	0-1-1	0-0	0-0	0-0	0	0-0
10/29	Army	3-0-3	0-0	0-0	0-0	0	0-0
11/5	Virginia	1-0-1	1.0-3	1.0-3	0-0	0	0-0
11/12	at Louisville	3-0-3	0-0	0-0	0-0	0	0-1
11/19	Clemson	3-2-5	1.0-1	0-0	0-0	0	0-0
11/26	Boston College	1-0-1	0-0	0-0	0-0	0	0-0
12/27	vs. Temple	0-0-0	0-0	0-0	0-0	0	0-0

2017	Opp	S-A-Tot	TFL-Yds	Sk-Yds	Int-Yds	PBU	FF-FR
8/31	Presbyterian	0-0-0	0-0	0-0	0-0	0	0-0
9/9	at Boston Col.	1-1-2	0-0	0-0	0-0	0	0-0
9/16	Utah State	1-1-2	0-0	0-0	0-0	0	0-0
9/23	at App State	0-1-1	0-0	0-0	0-0	2	0-0
9/30	Florida State	4-3-7	3.5-20	1.0-10	0-0	0	1-0
10/7	at Clemson	3-2-5	1.0-18	1.0-18	0-0	0	1-0
10/21	at Ga. Tech	3-1-4	0-0	0-0	0-0	0	0-0
10/28	Louisville	4-1-5	0-0	0-0	0-0	0	0-0

DUKE EJIOFOR DEFENSIVE LINE

R-Sr. • 6-4 • 275 • 3VL
Houston, Texas
Alief Taylor



2017 — Named to the Bednarik Award preseason watch list and picked as a semifinalist on Oct. 30 ... Was a consensus third team All-ACC honoree at defensive end as a junior ... Currently ranks third in program history with 23.5 career sacks, trailing only Mike McCrary (30.0) and Calvin Pace (29.0) ... His 10.5 sacks a season ago were second-most in program history, as were his 3.0 sacks at Duke (Sept. 10, 2016) ... Had at least a half sack in 10 of the 13 games in 2016 and five of the eight games so far in 2017 ... Notched a sack, 3.5 TFLs, forced fumble and a career-high eight tackles vs. Florida State (Sept. 30) ... Recorded two and a half sacks for a career-high 22 yards at Georgia Tech (Oct. 21), also forcing a fumble ... Notched five tackles, including a sack, against Louisville (Oct. 28).

EJIOFOR'S CAREER DEFENSIVE STATS

	G-GS	S-A-Tot	TFL-Yds	Sk-Yds	Int-Yds	PBU	FF-FR
2014	10-0	10-2-12	2.0-11	2.0-11	0-0	1	0-0
2015	7-6	13-15-28	7.5-38	4.5-32	0-0	0	0-0
2016	13-13	30-20-50	17.0-113	10.5-93	1-1	4	2-2
2017	8-8	22-12-34	14.0-74	6.5-45	0-0	1	2-0
Career	38-27	75-49-124	40.5-236	23.5-188	1-1	6	4-2

EJIOFOR'S GAME-BY-GAME DEFENSIVE STATS

2014	Opp	S-A-Tot	TFL-Yds	Sk-Yds	Int-Yds	PBU	FF-FR
8/28	at ULM	1-0-1	0-0	0-0	0-0	0	0-0
9/6	Gardner-Webb	1-0-1	0-0	0-0	0-0	0	0-0
9/13	at Utah State	0-2-2	0-0	0-0	0-0	0	0-0
9/20	Army	0-0-0	0-0	0-0	0-0	0	0-0
9/27	at Louisville	1-0-1	1.0-7	1.0-7	0-0	0	0-0
10/4	at Florida State	4-0-4	1.0-4	1.0-4	0-0	1	0-0
10/18	Syracuse	0-0-0	0-0	0-0	0-0	0	0-0
10/25	Boston College	1-0-1	0-0	0-0	0-0	0	0-0
11/6	Clemson	1-0-1	0-0	0-0	0-0	0	0-0
11/15	at NC State	1-0-1	0-0	0-0	0-0	0	0-0
11/22	Virginia Tech	-INJ-					
11/29	at Duke	-INJ-					

2015	Opp	S-A-Tot	TFL-Yds	Sk-Yds	Int-Yds	PBU	FF-FR
9/3	Elon	-INJ-					
9/12	at Syracuse	-INJ-					
9/19	at Army	-INJ-					
9/26	Indiana	-INJ-					
10/3	Florida State	-INJ-					
10/10	at Boston Col.	3-3-6	1.0-10	1.0-10	0-0	0	0-0
10/17	at UNC	0-0-0	0-0	0-0	0-0	0	0-0
10/24	NC State	3-2-5	1.5-11	1.0-9	0-0	0	0-0

10/30	Louisville	1-4-5	2.0-10	1.5-10	0-0	0	0-0
11/14	at Notre Dame	4-2-6	2.5-6	1.0-3	0-0	0	0-0
11/21	at Clemson	0-3-3	0.5-1	0-0	0-0	0	0-0
11/28	Duke	2-1-3	0-0	0-0	0-0	0	0-0

2016	Opp	S-A-Tot	TFL-Yds	Sk-Yds	Int-Yds	PBU	FF-FR
9/1	Tulane	2-2-4	1.5-8	0.5-3	0-0	0	0-0
9/10	at Duke	4-3-7	4.0-18	3.0-12	0-0	0	2-1
9/17	Delaware	2-1-3	1.0-11	1.0-11	0-0	0	0-0
9/24	at Indiana	1-1-2	0.5-1	0-0	0-0	2	0-0
10/1	at NC State	3-1-4	2.0-8	1.0-4	0-0	0	0-0
10/8	Syracuse	4-0-4	1.0-13	1.0-13	0-0	0	0-0
10/15	at Florida St.	3-2-5	1.5-11	1.0-10	0-0	1	0-0
10/29	Army	3-0-3	1.0-1	0-0	0-0	0	0-1
11/5	Virginia	0-3-3	0.5-6	0.5-6	0-0	0	0-0
11/12	at Louisville	2-2-4	1.0-9	1.0-9	0-0	0	0-0
11/19	Clemson	1-2-3	0-0	0-0	0-0	0	0-0
11/26	Boston College	1-1-2	1.0-14	1.0-14	0-0	1	0-0
12/27	vs. Temple	4-2-6	2.0-13	0.5-11	1-1	0	0-0

2017	Opp	S-A-Tot	TFL-Yds	Sk-Yds	Int-Yds	PBU	FF-FR
8/31	Presbyterian	3-1-4	3.0-4	1.0-1	0-0	0	0-0
9/9	at Boston Col.	1-1-2	1.0-1	0-0	0-0	0	0-0
9/16	Utah State	2-0-2	2.0-13	1.0-10	0-0	1	0-0
9/23	at App State	2-2-4	1.0-5	0-0	0-0	0	0-0
9/30	Florida State	6-2-8	3.5-17	1.0-7	0-0	0	1-0
10/7	at Clemson	0-3-3	0-0	0-0	0-0	0	0-0
10/21	at Ga. Tech	5-1-6	2.5-22	2.5-22	0-0	0	1-0
10/28	Louisville	3-2-5	1.0-12	1.0-12	0-0	0	0-0

CAMERON GLENN DEFENSIVE BACK

R-Jr. • 6-1 • 200 • 2VL
Stone Mountain, Ga.
Stephenson



2017 — Named the ACC Defensive Back of the Week after recording five tackles and an interception with a 16-yard return vs. Utah State (Sept. 16) ... Had a breakout game at Boston College (Sept. 9), finishing with seven tackles, a fumble forced, interception and two pass breakups ... Led the team in tackles against Presbyterian (Aug. 31) ... Reached 100 career tackles with four against Florida State (Sept. 30) ... Led team with a career-high 11 tackles at Clemson (Oct. 7) ... Broke up two passes and made five tackles against Louisville (Oct. 28) ... Last year, tied a school record with an 83-yard fumble return for a TD against Syracuse ... His three fumble recoveries in 2016 ranked eighth in the country.

GLENN'S CAREER DEFENSIVE STATS

	G-GS	S-A-Tot	TFL-Yds	Sk-Yds	Int-Yds	PBU	FF-FR
2015	10-0	24-14-38	0.5-2	0-0	1-0	1	0-0
2016	9-1	26-9-35	1.0-1	0-0	1-41	0	1-3
2017	8-8	31-17-48	0-0	0-0	2-16	6	1-0
Career	27-9	81-40-121	1.5-3	0-0	4-57	7	2-3

GLENN'S GAME-BY-GAME DEFENSIVE STATS

2015	Opp	S-A-Tot	TFL-Yds	Sk-Yds	Int-Yds	PBU	FF-FR
9/3	Elon	4-1-5	0-0	0-0	0-0		

2017 WAKE FOREST FOOTBALL GAME NOTES

2016	Opp	S-A-Tot	TFL-Yds	Sk-Yds	Int-Yds	PBU	FF-FR
9/1	Tulane	4-2-6	0-0	0-0	0-0	0	0-0
9/10	at Duke	1-0-1	0-0	0-0	0-0	0	0-1
9/17	Delaware	0-0-0	0-0	0-0	0-0	0	0-0
9/24	at Indiana		-INJ-				
10/1	at NC State	2-3-5	0-0	0-0	0-0	0	0-0
10/8	Syracuse	2-1-3	0-0	0-0	0-0	0	0-1
10/15	at Florida St.	4-0-4	0-0	0-0	0-0	0	0-0
10/29	Army	6-1-7	1.0-1	0-0	0-0	0	1-0
11/5	Virginia	3-1-4	0-0	0-0	1-41	0	0-1
11/12	at Louisville		-INJ-				
11/19	Clemson		-INJ-				
11/26	Boston College	4-1-5	0-0	0-0	0-0	0	0-0
12/27	vs. Temple		-INJ-				

2017	Opp	S-A-Tot	TFL-Yds	Sk-Yds	Int-Yds	PBU	FF-FR
8/31	Presbyterian	4-2-6	0-0	0-0	0-0	0	0-0
9/9	at Boston Col.	4-3-7	0-0	0-0	1-0	2	1-0
9/16	Utah State	4-1-5	0-0	0-0	1-16	0	0-0
9/23	at App State	2-3-5	0-0	0-0	0-0	1	0-0
9/30	Florida State	2-2-4	0-0	0-0	0-0	0	0-0
10/7	at Clemson	7-4-11	0-0	0-0	0-0	0	0-0
10/21	at Ga. Tech	4-1-5	0-0	0-0	0-0	1	0-0
10/28	Louisville	4-1-5	0-0	0-0	0-0	2	0-0

AMARI HENDERSON DEFENSIVE BACK

R-So. • 6-1 • 175 • 1VL
Charlotte, N.C.
Mallard Creek



2017 — Started all eight games of the season and leads the team with nine pass breakups ... Made seven tackles vs. Utah State (Sept. 16) and Florida State (Sept. 30) ... Had first career TFL vs. Florida State ... Had a career-high nine tackles and his first interception of the season at Clemson (Oct. 7).

HENDERSON'S CAREER DEFENSIVE STATS

	G-GS	S-A-Tot	TFL-Yds	Sk-Yds	Int-Yds	PBU	FF-FR
2016	10-9	13-7-20	0-0	0-0	1-0	9	0-1
2017	8-8	36-5-41	1.5-4	0-0	1-0	9	0-0
Career	18-17	49-12-61	1.5-4	0-0	2-0	18	0-1

HENDERSON'S GAME-BY-GAME DEFENSIVE STATS

2016	Opp	S-A-Tot	TFL-Yds	Sk-Yds	Int-Yds	PBU	FF-FR
9/1	Tulane	0-0-0	0-0	0-0	0-0	1	0-0
9/10	at Duke		-INJ-				
9/17	Delaware	0-0-0	0-0	0-0	0-0	2	0-0
9/24	at Indiana	3-0-3	0-0	0-0	0-0	2	0-0
10/1	at NC State	1-1-2	0-0	0-0	0-0	1	0-0
10/8	Syracuse	3-1-4	0-0	0-0	1-0	0	0-0
10/15	at Florida St.		-INJ-				
10/29	Army		-INJ-				
11/5	Virginia	1-2-3	0-0	0-0	0-0	0	0-0
11/12	at Louisville	0-0-0	0-0	0-0	0-0	0	0-1
11/19	Clemson	2-0-2	0-0	0-0	0-0	2	0-0
11/26	Boston College	1-1-2	0-0	0-0	0-0	0	0-0
12/27	vs. Temple	2-2-4	0-0	0-0	0-0	1	0-0

2017	Opp	S-A-Tot	TFL-Yds	Sk-Yds	Int-Yds	PBU	FF-FR
8/31	Presbyterian	0-0-0	0-0	0-0	0-0	1	0-0
9/9	at Boston Coll	4-0-4	0-0	0-0	0-0	2	0-0
9/16	Utah State	7-0-7	0-0	0-0	0-0	0	0-0
9/23	at App State	6-0-6	0-0	0-0	0-0	1	0-0
9/30	Florida State	4-3-7	1.0-2	0-0	0-0	2	0-0
10/7	at Clemson	8-1-9	0.5-2	0-0	1-0	0	0-0
10/21	at Ga Tech	2-0-2	0-0	0-0	0-0	1	0-0
10/28	Louisville	5-1-6	0-0	0-0	0-0	2	0-0

TABARI HINES WIDE RECEIVER

Jr. • 5-10 • 175 • 2VL
Florence, S.C.
Marlboro County



2017 — Started two games this season ... Had a team-high five receptions for 39 yards against Presbyterian (Aug. 31) ... Had five catches for a career-high 129 yards vs. Utah State (Sept. 16) ... scored first touchdown of the season at Georgia Tech (Oct. 21).

HINES' CAREER RECEIVING STATS

	G-GS	Rec	Yds	Avg	TD	Lg/Opponent
2015	12-11	32	366	11.4	3	58/Louisville
2016	13-7	38	447	11.8	3	48/Army
2017	8-2	18	250	13.9	1	40/Utah State
Career	33-20	88	1063	12.1	7	58/Louisville

HINES' GAME-BY-GAME RECEIVING STATS

2015	Opponent	Rec	Yds	Avg	TD	TD Yds
9/3	Elon	2	24	12.0	0	--
9/12	at Syracuse	7	77	11.0	0	--
9/19	at Army	1	-5	-5.0	0	--
9/26	Indiana	2	48	24.0	1	29
10/3	Florida State	2	7	3.5	0	--
10/10	at Boston Col.	1	3	3.0	0	--
10/17	at UNC	2	13	6.5	1	5
10/24	NC State	5	42	8.4	0	--
10/30	Louisville	3	82	27.3	1	58
11/14	at Notre Dame	4	57	14.2	0	--
11/21	at Clemson	2	6	3.0	0	--
11/28	Duke	1	7	7.0	0	--

2016	Opponent	Rec	Yds	Avg	TD	TD Yds
9/1	Tulane	0	0	0	0	--
9/10	at Duke	2	9	4.5	0	--
9/17	Delaware	3	40	13.3	0	--
9/24	at Indiana	3	52	17.3	0	--
10/1	at NC State	9	125	13.9	1	9
10/8	Syracuse	0	0	0	0	--
10/15	at Florida State	4	42	10.5	0	--
10/29	Army West Point	7	79	11.3	1	3
11/5	Virginia	2	20	10.0	0	--
11/12	at Louisville	3	22	7.3	0	--
11/19	Clemson	0	0	0	0	--
11/26	Boston College	2	7	3.5	0	--
12/27	vs. Temple	3	46	15.3	1	20

2017	Opponent	Rec	Yds	Avg	TD	TD Yds
8/31	Presbyterian	5	39	7.8	0	--
9/9	at Boston College	1	8	8.0	0	--
9/16	Utah State	5	129	25.8	0	--
9/23	at App State	0	0	0	0	--
9/30	Florida State	1	2	2.0	0	--
10/7	at Clemson	1	7	7.0	0	--
10/21	at Georgia Tech	3	50	16.7	1	15
10/28	Louisville	2	15	7.5	0	--

KENDALL HINTON QUARTERBACK

R-So. • 6-0 • 195 • 1VL
Durham, N.C.
Southern Durham



2017 — Came in off the bench to go 7-for-8 for 124 yards and a career-high two touchdowns against Presbyterian (Aug. 31),

including a 42-yard touchdown pass to Greg Dortch. Also carried the ball six times for 22 yards and a touchdown, matching career-high in total touchdowns (3) ... Completed 4-of-5 attempts against Utah State (Sept. 16) ... Made first start of the season at Clemson (Oct. 7) and had 203 yards passing and 92 yards rushing.

HINTON'S CAREER PASSING STATS

	G-GS	Cmp	Att	Pct	Yds	Int	TD	Lg/Opponent
2015	9-2	93	179	.520	929	5	4	69/Louisville
2016	3-1	11	19	.579	174	1	0	62/at Duke
2017	3-1	25	43	.581	382	0	4	43/Clemson
Career	15-4	129	241	.535	1,485	6	8	69/Louisville

HINTON'S GAME-BY-GAME PASSING STATS

2015	Opponent	Cmp	Att	Yds	Int	TD	TD Pass
9/3	Elon	9	13	65	0	0	--
9/12	at Syracuse		-DNP-				
9/19	at Army	15	27	159	2	0	--
9/26	Indiana	19	46	245	1	1	29
10/3	Florida State	27	42	215	1	1	7
10/10	at Boston Col.		-INJ-				
10/17	at UNC	4	8	21	0	0	--
10/24	NC State	12	22	107	0	0	--
10/30	Louisville	3	11	95	1	1	69
11/14	at Notre Dame	0	0	0	0	0	--
11/21	at Clemson	4	7	22	0	1	30
11/28	Duke		-SICK-				

2016	Opponent	Cmp	Att	Yds	Int	TD	TD Pass
9/1	Tulane	3	4	17	0	0	--
9/10	at Duke	6	11	133	1	0	--
9/17	Delaware	2	4	24	0	0	--
9/24	at Indiana		-INJ-				
10/1	at NC State		-INJ-				
10/8	Syracuse		-INJ-				
10/15	at Florida State		-INJ-				
10/29	Army West Point		-INJ-				
11/5	Virginia		-INJ-				
11/12	at Louisville		-INJ-				
11/19	Clemson		-INJ-				
11/26	Boston College		-INJ-				
12/27	vs. Temple		-INJ-				

2017	Opponent	Cmp	Att	Yds	Int	TD	TD Pass
8/31	Presbyterian	7	8	124	0	2	42, 29
9/9	at Boston College		-DNP-				
9/16	Utah State	4	5	55	0	0	--
9/23	at App State		-DNP-				
9/30	Florida State		-DNP-				
10/7	at Clemson	14	30	203	0	2	16, 11
10/21	at Georgia Tech		-DNP-				
10/28	Louisville		-DNP-				

HINTON'S CAREER RUSHING STATS

	G-GS	Att	Yds	Avg	TD	Lg/Opponent
2015	9-2	93	390	4.2	7	69/NC State
2016	3-1	25	125	5.0	2	32/at Duke
2017	3-1	37	118	3.2	1	37/Clemson
Career	15-4	155	633	4.1	10	69/NC State

HINTON'S GAME-BY-GAME RUSHING STATS

2015	Opponent	Att	Yds	Avg	TD	TD Yds
9/3	Elon	2	12	6.0	0	--
9/12	at Syracuse		-DNP-			
9/19	at Army	17	101	5.9	2	15, 7
9/26	Indiana	22	57	2.6	2	15, 14
10/3	Florida State	13	48	3.7	0	--
10/10	at Boston Col.		-INJ-			
10/17	at UNC	7	37	5.3	0	--
10/24	NC State	13	75	5.8	2	69 , 1
10/30	Louisville	8	-14	-1.8	0	--
11/14	at Notre Dame	4	23	5.8	0	--
11/21	at Clemson	7	51	7.3	1	8
11/28	Duke		-SICK-			

2017 WAKE FOREST FOOTBALL GAME NOTES

2016	Opponent	Att	Yds	Avg	TD	TD Yds
9/1	Tulane	8	24	3.0	1	1
9/10	at Duke	11	63	5.7	0	--
9/17	Delaware	6	38	6.3	1	10
9/24	at Indiana	-INJ-				
10/1	at NC State	-INJ-				
10/8	Syracuse	-INJ-				
10/15	at Florida State	-INJ-				
10/29	Army West Point	-INJ-				
11/5	Virginia	-INJ-				
11/12	at Louisville	-INJ-				
11/19	Clemson	-INJ-				
11/26	Boston College	-INJ-				
12/27	vs. Temple	-INJ-				

2017	Opponent	Att	Yds	Avg	TD	TD Yds
8/31	Presbyterian	6	22	3.7	1	1
9/9	at Boston College	-DNP-				
9/16	Utah State	7	4	0.6	0	--
9/23	at App State	-DNP-				
9/30	Florida State	-DNP-				
10/7	at Clemson	24	92	3.8	0	--
10/21	at Georgia Tech	-DNP-				
10/28	Louisville	-DNP-				

SULAIMAN KAMARA

DEFENSIVE LINE

R-Fr. • 6-2 • 290
Richmond, Va.
Hermitage



90

2017 — Made collegiate debut vs. Presbyterian (Aug. 31) and made two tackles ... Had first career tackle for loss and first career fumble recovery at Boston College (Sept. 9).

KAMARA'S CAREER DEFENSIVE STATS

	G-GS	S-A-Tot	TFL-Yds	Sk-Yds	Int-Yds	PBU	FF-FR
2017	7-0	1-4-5	1.0-1	0-0	0-0	0	0-1
Career	7-0	1-4-5	1.0-1	0-0	0-0	0	0-1

KAMARA'S GAME-BY-GAME DEFENSIVE STATS

2017	Opp	S-A-Tot	TFL-Yds	Sk-Yds	Int-Yds	PBU	FF-FR
8/31	Presbyterian	0-2-2	0-0	0-0	0-0	0	0-0
9/9	at Boston Coll	1-1-2	1.0-1	0-0	0-0	0	0-1
9/16	Utah State	0-0-0	0-0	0-0	0-0	0	0-0
9/23	at App State	-DNP-					
9/30	Florida State	0-0-0	0-0	0-0	0-0	0	0-0
10/7	at Clemson	0-1-1	0-0	0-0	0-0	0	0-0
10/21	at Ga Tech	0-0-0	0-0	0-0	0-0	0	0-0
10/28	Louisville	0-0-0	0-0	0-0	0-0	0	0-0

DEMETRIUS KEMP

LINEBACKER

R-Jr. • 6-1 • 220 • 2VL
Demopolis, Ala.
Demopolis



34

2017 — Started all seven games this season ... Fifth on the team with 26 tackles ... Had a career-high nine tackles at App State (Sept. 23) ... Had six tackles and his first sack of the season vs. Louisville (Oct. 28).

KEMP'S CAREER DEFENSIVE STATS

	G-GS	S-A-Tot	TFL-Yds	Sk-Yds	Int-Yds	PBU	FF-FR
2015	12-0	11-7-18	2.0-5	0-0	1-7	0	0-0
2016	10-4	20-11-31	4.0-16	1.0-10	0-0	1	1-0
2017	8-8	20-14-34	1.5-4	1.0-3	0-0	1	0-0
Career	30-12	51-32-83	7.5-25	2.0-13	1-7	2	1-0

KEMP'S GAME-BY-GAME DEFENSIVE STATS

2015	Opp	S-A-Tot	TFL-Yds	Sk-Yds	Int-Yds	PBU	FF-FR
9/3	Elon	0-0-0	0-0	0-0	0-0	0	0-0
9/12	at Syracuse	0-0-0	0-0	0-0	0-0	0	0-0
9/19	at Army	2-0-2	1.0-1	0-0	0-0	0	0-0
9/26	Indiana	1-4-5	0-0	0-0	0-0	0	0-0
10/3	Florida State	0-2-2	0-0	0-0	0-0	0	0-0
10/10	at Boston Col.	3-1-4	0-0	0-0	0-0	0	0-0
10/17	at UNC	5-0-5	1.0-4	0-0	1-7	0	0-0
10/24	NC State	0-0-0	0-0	0-0	0-0	0	0-0
10/30	Louisville	0-0-0	0-0	0-0	0-0	0	0-0
11/14	at Notre Dame	0-0-0	0-0	0-0	0-0	0	0-0
11/21	at Clemson	0-0-0	0-0	0-0	0-0	0	0-0
11/28	Duke	0-0-0	0-0	0-0	0-0	0	0-0

2016	Opp	S-A-Tot	TFL-Yds	Sk-Yds	Int-Yds	PBU	FF-FR
9/1	Tulane	2-2-4	1.0-2	0-0	0-0	1	0-0
9/10	at Duke	0-1-1	0-0	0-0	0-0	0	0-0
9/17	Delaware	-INJ-					
9/24	at Indiana	-INJ-					
10/1	at NC State	-INJ-					
10/8	Syracuse	0-1-1	0-0	0-0	0-0	0	0-0
10/15	at Florida St	1-2-3	1.5-11	1.0-10	0-0	0	0-0
10/29	Army	4-0-4	1.0-2	0-0	0-0	0	0-0
11/5	Virginia	3-0-3	0-0	0-0	0-0	0	0-0
11/12	at Louisville	1-0-1	0-0	0-0	0-0	0	0-0
11/19	Clemson	5-3-8	0-0	0-0	0-0	0	0-0
11/26	Boston College	3-0-3	0-0	0-0	0-0	0	1-0
12/27	vs. Temple	1-2-3	0.5-1	0-0	0-0	0	0-0

2017	Opp	S-A-Tot	TFL-Yds	Sk-Yds	Int-Yds	PBU	FF-FR
8/31	Presbyterian	3-0-3	0-0	0-0	0-0	0	0-0
9/9	at Boston Coll	2-3-5	0-0	0-0	0-0	0	0-0
9/16	Utah State	2-0-2	0-0	0-0	0-0	1	0-0
9/23	at App State	5-4-9	0-0	0-0	0-0	0	0-0
9/30	Florida State	0-3-3	0.5-1	0-0	0-0	0	0-0
10/7	at Clemson	1-3-4	0-0	0-0	0-0	0	0-0
10/21	at Ga Tech	2-0-2	0-0	0-0	0-0	0	0-0
10/28	Louisville	5-1-6	1.0-3	1.0-3	0-0	0	0-0

CORTEZ LEWIS

WIDE RECEIVER

R-Jr. • 6-1 • 205 • 2VL
Demopolis, Ala.
Demopolis



15

2017 — Made the SportsCenter Top-10 twice as a freshman ... Made eight catches this season for 120 yards ... had season highs of three catches and 60 yards at Georgia Tech (Oct. 21).

LEWIS' CAREER RECEIVING STATS

	G-GS	Rec	Yds	Avg	TD	Lg/Opponent
2015	12-11	47	611	13.0	4	78/Louisville
2016	12-5	32	415	13.0	1	37/Twice
2017	6-1	8	120	15.0	0	37/Ga Tech
Career	30-17	87	1,146	13.2	5	78/Louisville

LEWIS' GAME-BY-GAME RECEIVING STATS

2015	Opponent	Rec	Yds	Avg	TD	TD Yds
9/3	Elon	3	64	21.3	1	30

9/12	at Syracuse	5	48	9.6	0	--
9/19	at Army	6	52	8.7	0	--
9/26	Indiana	3	22	7.3	0	--
10/3	Florida State	8	70	8.8	0	--
10/10	at Boston Col.	5	65	13.0	0	--
10/17	at UNC	4	58	14.5	0	--
10/24	NC State	1	10	10.0	0	--
10/30	Louisville	1	78	78.0	1	78
11/14	at Notre Dame	2	30	15.0	0	--
11/21	at Clemson	4	45	11.3	1	30
11/28	Duke	5	68	13.6	1	22

2016	Opponent	Rec	Yds	Avg	TD	TD Yds
9/1	Tulane	0	0	0	0	--
9/10	at Duke	1	37	37.0	0	--
9/17	Delaware	2	24	12.0	0	--
9/24	at Indiana	1	14	14.0	0	--
10/1	at NC State	6	52	8.7	0	--
10/8	Syracuse	5	42	8.4	0	--
10/15	at Florida State	6	109	18.2	0	--
10/29	Army West Point	1	11	11.0	0	--
11/5	Virginia	1	11	11.0	0	--
11/12	at Louisville	4	41	10.3	0	--
11/19	Clemson	1	9	9.0	0	--
11/26	Boston College	4	67	16.8	0	--
12/27	vs. Temple	-SUSP-				

2017	Opponent	Rec	Yds	Avg	TD	TD Yds
8/31	Presbyterian	1	9	9.0	0	--
9/9	at Boston College	2	28	14.0	0	--
9/16	Utah State	1	15	15.0	0	--
9/23	at App State	0	0	0	0	--
9/30	Florida State	1	7	7.0	0	--
10/7	at Clemson	-INJ-				
10/21	at Georgia Tech	3	60	20.0	0	--
10/28	Louisville	-INJ-				

DOM MAGGIO

PUNTER

So. • 6-3 • 185 • 1VL
Monkton, MD
The Boys' Latin School



48

2017 — 12 of 43 punts this season have been 50 yards or longer and 11 have been inside the 20 ... Season-long 61-yard punt vs. Utah State (Sept. 16).

MAGGIO'S CAREER PUNTING STATS

	No.	Yds.	Avg.	Lg	In20	TB	FC	Blk
2016	72	3,026	42.0	80	24	7	12	1
2017	43	1,871	43.5	61	11	5	13	1
Career	115	4,897	42.6	80	35	12	25	2

2016 Punting Sequence

Tulane: 51, 24, 29, 47, 44, 43, 53, 31
at Duke: 46, 47, 31, 47, 39, 56, 59
Delaware: No punts
at Indiana: No punts
at NC State: 35, 39, 52, 54, 51, 50
Syracuse: 38, 35, 41, 50, 31, 51
at Florida State: 67, 31, 35, 43, 54, 38
Army West Point: 29, 58, 42, 37, 62
Virginia: 36, 46, 39, 32, 47, 38
at Louisville: 38, 43, 45, 42, 26, 27
Clemson: 28, 16, 30, 38, 43, 46, 39, 80, 33, 48
Boston College: 41, 45, 54, 55, 39, 49, 40
vs. Temple: 52, 37, 43, 24, 17

2017 Punting Sequence

Presbyterian: 35
at Boston College: 29, 33, 45, 35, 34, 54, 40, 53, 51
Utah State: 39, 50, 61, 36, 55

2017 WAKE FOREST FOOTBALL GAME NOTES

at Appalachian State: 55, 58, 50, 43, 46, 39, 37, 38, 42
 Florida State: 44, 38, 40, 40, 35, 41, 35
 at Clemson: 47, 42, 43, 48, 46, 51, 40
 at Georgia Tech: 43, 50, 53
 Louisville: 31, 46

NATE MAYS

LINEBACKER

R-So. • 6-1 • 225 • 1VL
 Calhoun, Ga.
 Dalton



2017 — Injured on the first play of the game at Boston College (Sept. 9) ... Returned to the field at Clemson (Oct. 7) where he matched a career high with one solo tackle.

MAYS' CAREER DEFENSIVE STATS

	G-GS	S-A-Tot	TFL-Yds	Sk-Yds	Int-Yds	PBU	FF-FR
2016	13-0	4-0-4	0-0	0-0	0-0	0	0-0
2017	5-0	2-0-2	0-0	0-0	0-0	0	0-0
Career	18-0	6-0-6	0-0	0-0	0-0	0	0-0

MAYS' GAME-BY-GAME DEFENSIVE STATS

2016	Opp	S-A-Tot	TFL-Yds	Sk-Yds	Int-Yds	PBU	FF-FR
9/1	Tulane	0-0-0	0-0	0-0	0-0	0	0-0
9/10	at Duke	0-0-0	0-0	0-0	0-0	0	0-0
9/17	Delaware	0-0-0	0-0	0-0	0-0	0	0-0
9/24	at Indiana	0-0-0	0-0	0-0	0-0	0	0-0
10/1	at NC State	0-0-0	0-0	0-0	0-0	0	0-0
10/8	Syracuse	1-0-1	0-0	0-0	0-0	0	0-0
10/15	at Florida St.	0-0-0	0-0	0-0	0-0	0	0-0
10/29	Army	0-0-0	0-0	0-0	0-0	0	0-0
11/5	Virginia	0-0-0	0-0	0-0	0-0	0	0-0
11/12	at Louisville	1-0-1	0-0	0-0	0-0	0	0-0
11/19	Clemson	0-0-0	0-0	0-0	0-0	0	0-0
11/26	Boston College	1-0-1	0-0	0-0	0-0	0	0-0
12/27	vs. Temple	1-0-1	0-0	0-0	0-0	0	0-0

2017	Opp	S-A-Tot	TFL-Yds	Sk-Yds	Int-Yds	PBU	FF-FR
8/31	Presbyterian	1-0-1	0-0	0-0	0-0	0	0-0
9/9	at Boston Col.	0-0-0	0-0	0-0	0-0	0	0-0
9/16	Utah State	-INJ-					
9/23	at App State	-INJ-					
9/30	Florida State	-INJ-					
10/7	at Clemson	1-0-1	0-0	0-0	0-0	0	0-0
10/21	at Ga. Tech	0-0-0	0-0	0-0	0-0	0	0-0
10/28	Louisville	0-0-0	0-0	0-0	0-0	0	0-0

DEVIN PIKE

TIGHT END

Sr. • 6-6 • 250 • 3VL
 Cincinnati, Ohio
 Elder



2017 — Tight end blocking specialist.

PIKE'S CAREER RECEIVING STATS

	G-GS	Rec	Yds	Avg	TD	Lg/Opponent
2014	12-5	7	34	4.9	0	11/GWU
2015	12-4	0	0	0	0	0/--
2016	13-5	2	9	4.5	0	8/at Duke
2017	8-0	0	0	0.0	0	0/--
Career	45-14	9	43	4.8	0	11/GWU

PIKE'S GAME-BY-GAME RECEIVING STATS

2014	Opponent	Rec	Yds	Avg	TD	TD Yds
8/28	at ULM	0	0	0	0	-
9/6	Gardner-Webb	4	26	6.5	0	-
9/13	at Utah State	0	0	0	0	-
9/20	Army	0	0	0	0	-
9/27	at Louisville	0	0	0	0	-
10/4	at Florida St.	0	0	0	0	-
10/18	Syracuse	1	0	0.0	0	-
10/25	Boston College	1	8	8.0	0	-
11/6	Clemson	1	0	0.0	0	-
11/15	at NC State	0	0	0.0	0	-
11/22	Virginia Tech	0	0	0.0	0	-
11/29	at Duke	0	0	0.0	0	-

2015	Opponent	Rec	Yds	Avg	TD	TD Yds
9/3	Elon	0	0	0	0	-
9/12	at Syracuse	0	0	0	0	-
9/19	at Army	0	0	0	0	-
9/26	Indiana	0	0	0	0	-
10/3	Florida State	0	0	0	0	-
10/10	at Boston Col.	0	0	0	0	-
10/17	at UNC	0	0	0	0	-
10/24	NC State	0	0	0	0	-
10/30	Louisville	0	0	0	0	-
11/14	at Notre Dame	0	0	0	0	-
11/21	at Clemson	0	0	0	0	-
11/28	Duke	0	0	0	0	-

2016	Opponent	Rec	Yds	Avg	TD	TD Yds
9/1	Tulane	0	0	0	0	--
9/10	at Duke	1	8	8.0	0	--
9/17	Delaware	0	0	0	0	--
9/24	at Indiana	0	0	0	0	--
10/1	at NC State	0	0	0	0	--
10/8	Syracuse	0	0	0	0	--
10/15	at Florida State	1	1	1.0	0	--
10/29	Army West Point	0	0	0	0	--
11/5	Virginia	0	0	0	0	--
11/12	at Louisville	0	0	0	0	--
11/19	Clemson	0	0	0	0	--
11/26	Boston College	0	0	0	0	--
12/27	vs. Temple	0	0	0	0	--

2017	Opponent	Rec	Yds	Avg	TD	TD Yds
8/31	Presbyterian	0	0	0	0	--
9/9	at Boston College	0	0	0	0	--
9/16	Utah State	0	0	0	0	--
9/23	at App State	0	0	0	0	--
9/30	Florida State	0	0	0	0	--
10/7	at Clemson	0	0	0	0	--
10/21	at Georgia Tech	0	0	0	0	--
10/28	Louisville	0	0	0	0	--

ISAIAH ROBINSON

RUNNING BACK

R-Jr. • 5-10 • 220 • 2VL
 Charlotte, N.C.
 Independence



2017 — After missing the entire 2015 season to injury, recorded 12 rushes for 49 yards against Presbyterian (Aug. 31).

ROBINSON'S CAREER RUSHING STATS

	G-GS	Car	Yds	Avg	TD	Lg/Opponent
2014	12-1	99	174	1.7	3	15/Louisville
2015	12-2	39	118	3.0	0	22/Army
2016	-INJ-					
2017	2-0	19	61	3.2	0	12/Presbyterian
Career	26-3	157	353	2.2	3	22/Army

ROBINSON'S GAME-BY-GAME RUSHING STATS

2014	Opponent	Att	Yds	Avg	TD	TD Yds
8/28	at ULM	0	0	0	0	-
9/6	Gardner-Webb	4	9	2.3	0	-
9/13	at Utah State	9	13	1.4	0	-
9/20	Army	17	60	3.5	1	15
9/27	at Louisville	5	25	5.0	0	-
10/4	at Florida State	9	-8	-0.9	0	-
10/18	Syracuse	6	6	1.0	0	-
10/25	Boston College	7	11	1.6	1	1
11/6	Clemson	10	2	0.2	0	-
11/15	at NC State	10	13	1.3	1	4
11/22	Virginia Tech	14	23	1.6	0	-
11/29	at Duke	7	21	3.0	0	-

2015	Opponent	Att	Yds	Avg	TD	TD Yds
9/3	Elon	10	44	4.4	0	-
9/12	at Syracuse	11	29	2.6	0	-
9/19	at Army	2	21	10.5	0	-
9/26	Indiana	1	0	0.0	0	-
10/3	Florida State	2	4	2.0	0	-
10/10	at Boston Col.	1	-1	-1.0	0	-
10/27	at UNC	8	16	2.0	0	-
10/30	Louisville	0	0	0.0	0	-
11/14	at Notre Dame	2	3	1.5	0	-
11/21	at Clemson	2	4	2.0	0	-
11/28	Duke	--DNP--				

2017	Opponent	Att	Yds	Avg	TD	TD Yds
8/31	Presbyterian	12	49	4.1	0	-
9/9	at Boston College	--DNP--				
9/16	Utah State	7	12	1.7	0	-
9/23	at App State	--DNP--				
9/30	Florida State	--DNP--				
10/7	at Clemson	--DNP--				
10/21	at Georgia Tech	--DNP--				
10/28	Louisville	--INJ--				

ROBINSON'S CAREER RECEIVING STATS

	G-GS	Rec	Yds	Avg	TD	Lg/Opponent
2014	12-1	9	30	3.3	1	5/Duke
2015	12-2	5	45	9.0	0	15/Elon
2016	--INJ--					
2017	2-0	1	3	3.0	0	3/Presbyterian
Career	25-3	15	78	5.2	1	15/Elon

ROBINSON'S GAME-BY-GAME RECEIVING STATS

2014	Opponent	Rec	Yds	Avg	TD	TD Yds
8/28	at ULM	0	0	0.0	0	-
9/6	Gardner-Webb	2	3	1.5	0	-
9/13	at Utah State	1	3	3.0	1	3
9/20	Army	0	0	0.0	0	-
9/27	at Louisville	2	3	1.5	0	-
10/4	at Florida State	1	5	5.0	0	-
10/18	Syracuse	0	0	0.0	0	-
10/25	Boston College	2	11	5.5	0	-
11/6	Clemson	0	0	0.0	0	-
11/15	at NC State	0	0	0.0	0	-
11/22	Virginia Tech	0	0	0.0	0	-
11/29	at Duke	1	5	5.0	0	-

2015	Opponent	Rec	Yds	Avg	TD	TD Yds
9/3	Elon	1	15	15	0	-
9/12	at Syracuse	1	3	3.0	0	-
9/19	at Army	0	0	0.0	0	-
9/26	Indiana	0	0	0.0	0	-
10/3	Florida State	1	8	8.0	0	-
10/10	at Boston Col.	0	0	0.0	0	-
10/17	at UNC	1	12	12.0	0	-
10/24	NC State	0	0	0.0	0	-
10/30	Louisville	0	0	0.0	0	-
11/14	at Notre Dame	0	0	0.0	0	-
11/21	at Clemson	0	0	0.0	0	-

2017 WAKE FOREST FOOTBALL GAME NOTES

11/28	Duke	0	0	0.0	0	-
2017	Opponent	Rec	Yds	Avg	TD	TD Yds
8/31	Presbyterian	1	3	3.0	0	-
9/9	at Boston College	--DNP--				
9/16	Utah State	0	0	0	0	-
9/23	at App State	--DNP--				
9/30	Florida State	--DNP--				
10/7	at Clemson	--DNP--				
10/21	at Georgia Tech	--DNP--				
10/28	Louisville	--INJ--				

ZEEK RODNEY DEFENSIVE LINE

R-Jr. • 6-1 • 305 • 2VL
Rock Hill, S.C.
South Pointe



2017 — Returned from a year-long absence from the program and recorded two tackles, both for a loss and one for a sack, against Presbyterian (Aug. 31) ... Recorded a career-high three solo tackles and six total tackles at App State (Sept. 23) and also matched a career-high in tackles for loss with two ... Totaled four tackles against Florida State (Sept. 30), including 1.5 tackles for loss ... Was added to the Bednarik Award watch list on Oct. 11 ... Did not play against Georgia Tech (Oct. 21) due to injury.

RODNEY'S CAREER DEFENSIVE STATS

	G-GS	S-A-Tot	TFL-Yds	Sk-Yds	Int-Yds	PBU	FF-FR
2014	9-0	2-5-7	2.0-9	1.5-6	0-0	0	0-0
2015	12-12	7-15-22	2.0-5	0-0	0-0	0	0-0
2016		--DNP--					
2017	7-7	9-9-18	6.5-23	1.0-11	0-0	0	0-0
Career	28-19	18-29-47	10.5-37	2.5-17	0-0	0	0-0

RODNEY'S GAME-BY-GAME DEFENSIVE STATS

2014	Opp	S-A-Tot	TFL-Yds	Sk-Yds	Int-Yds	PBU	FF-FR
8/28	at ULM	0-1-1	0-0	0-0	0-0	0	0-0
9/6	Gardner-Webb	1-0-1	0-0	0-0	0-0	0	0-0
9/13	at Utah State	0-1-1	0-0	0-0	0-0	0	0-0
9/20	Army	0-0-0	0-0	0-0	0-0	0	0-0
9/27	at Louisville	--DNP--					
10/4	at Florida State	0-1-1	0-0	0-0	0-0	0	0-0
10/18	Syracuse	--DNP--					
10/25	Boston College	--DNP--					
11/6	Clemson	0-0-0	0-0	0-0	0-0	0	0-0
11/15	at NC State	0-1-1	0.5-1	0.5-1	0-0	0	0-0
11/22	Virginia Tech	1-1-2	1.5-8	1.0-5	0-0	0	0-0
11/29	at Duke	0-0-0	0-0	0-0	0-0	0	0-0

2015	Opp	S-A-Tot	TFL-Yds	Sk-Yds	Int-Yds	PBU	FF-FR
9/3	Elon	0-0-0	0-0	0-0	0-0	0	0-0
9/12	at Syracuse	1-0-1	0-0	0-0	0-0	0	0-0
9/19	at Army	1-3-4	0.5-1	0-0	0-0	0	0-0
9/26	Indiana	0-2-2	0-0	0-0	0-0	0	0-0
10/3	Florida State	0-1-1	0.5-2	0-0	0-0	0	0-0
10/10	at Boston Col.	1-0-1	0-0	0-0	0-0	0	0-0
10/17	at UNC	1-0-1	0-0	0-0	0-0	0	0-0
10/24	NC State	1-0-1	0-0	0-0	0-0	0	0-0
10/30	Louisville	1-2-3	0-0	0-0	0-0	0	0-0
11/14	at Notre Dame	1-2-3	0.5-1	0-0	0-0	0	0-0
11/21	at Clemson	0-4-4	0.5-1	0-0	0-0	0	0-0
11/28	Duke	0-1-1	0-0	0-0	0-0	0	0-0

2017	Opp	S-A-Tot	TFL-Yds	Sk-Yds	Int-Yds	PBU	FF-FR
8/31	Presbyterian	2-0-2	2.0-15	1.0-11	0-0	0	0-0
9/9	at Boston Col.	0-3-3	1.0-2	0-0	0-0	0	0-0
9/16	Utah State	1-0-0	0-0	0-0	0-0	0	0-0
9/23	at App State	3-3-6	2.0-3	0-0	0-0	0	0-0
9/30	Florida State	1-3-4	1.5-3	0-0	0-0	0	0-0

10/2	at Clemson	2-0-2	0-0	0-0	0-0	0	0-0
10/21	at Georgia Tech	--INJ--					
10/28	Louisville	0-0-0	0-0	0-0	0-0	0	0-0

CAM SERIGNE TIGHT END

R-Sr. • 6-3 • 240 • 3VL
Ashburn, Va.
Briar Woods

85



2017 — Team captain ... Named to the Mackey Award preseason watch list and was preseason All-ACC at tight end ... Caught two passes, both for touchdowns, against Presbyterian (Aug. 31) to match a career-high for touchdown receptions in a game ... Streak of 37 consecutive games with a reception came to an end at Boston College (Sept. 9) ... Recorded one touchdown catch against Utah State (Sept. 16), bringing his total to 15 career touchdown catches, the most in school history by a tight end ... Named the John Mackey Award Tight End of the Week for his performance against Utah State ... Extended his own career record for TD receptions by a tight end to 16 with a six-yard reception at App State (9/23) ... Recorded a season-high three receptions against Florida State (9/30) for 56 yards, giving him the most career receiving yards by a tight end with 1,683, surpassing John Henry Mill who had 1,652 yards ... Recorded four catches against Louisville (10/28) to surpass John Henry Mills' school record of 142 catches by a tight end.

SERIGNE'S CAREER RECEIVING STATS

	G-GS	Rec	Yds	Avg	TD	Lg/Opponent
2014	12-12	54	531	9.8	5	32/GWU
2015	12-11	46	562	12.2	4	49/Duke
2016	12-12	30	426	14.2	3	41/Clemson
2017	8-8	16	226	14.1	5	45/Utah State
Career	44-43	146	1,745	12.0	17	49/Duke

SERIGNE'S GAME-BY-GAME RECEIVING STATS

2014	Opponent	Rec	Yds	Avg	TD	TD Yds
8/28	at ULM	3	18	6.0	0	--
9/6	Gardner-Webb	5	62	12.4	0	--
9/13	at Utah State	7	91	13.0	0	--
9/20	Army	6	48	8.0	1	6
9/27	at Louisville	5	46	9.2	0	--
10/4	at Florida State	3	17	5.7	0	--
10/18	Syracuse	2	15	7.5	1	10
10/25	Boston College	5	43	8.6	0	--
11/6	Clemson	3	34	11.3	2	4, 14
11/15	at NC State	3	34	11.3	0	--
11/22	Virginia Tech	6	74	12.3	0	--
11/29	at Duke	6	49	8.2	1	17

2015	Opponent	Rec	Yds	Avg	TD	TD Yds
9/3	Elon	3	60	20.0	1	10
9/12	at Syracuse	3	35	11.7	0	--
9/19	at Army	5	50	10.0	0	--
9/26	Indiana	5	72	14.4	0	--
10/3	Florida State	10	83	8.3	1	7
10/10	at Boston Col.	2	4	2.0	0	--
10/17	at UNC	6	65	10.8	1	1
10/24	NC State	1	3	3.0	0	--
10/30	Louisville	3	38	12.7	0	--
11/14	at Notre Dame	2	11	5.5	0	--
11/21	at Clemson	1	6	6.0	0	--
11/28	Duke	5	135	27.0	1	10

2016	Opponent	Rec	Yds	Avg	TD	TD Yds
9/3	Tulane	3	15	5.0	0	--
9/10	at Duke	1	23	23.0	0	--
9/17	Delaware	1	34	34.0	0	--
9/24	at Indiana	1	7	7.0	0	--
10/1	at NC State	5	52	10.4	0	--
10/8	Syracuse	4	68	17.0	0	--

10/15	at Florida State	--INJ--				
10/29	Army West Point	2	34	17.0	0	--
11/5	Virginia	2	24	12.0	1	3
11/12	at Louisville	1	11	11.0	0	--
11/19	Clemson	1	41	41.0	0	--
11/26	Boston College	6	49	8.2	1	5
12/27	vs. Temple	3	68	22.7	1	41

2017	Opponent	Rec	Yds	Avg	TD	TD Yds
8/31	Presbyterian	2	34	17.0	2	8, 26
9/9	at Boston College	0	0	0	0	0
9/16	Utah State	2	52	26	1	45
9/23	at App State	2	22	11	1	6
9/30	Florida State	3	56	18.7	0	0
10/7	at Clemson	3	20	6.7	1	11
10/21	at Georgia Tech	0	0	0	0	--
10/28	Louisville	4	42	10.5	0	--

JUSTIN STRNAD LINEBACKER

R-So. • 6-3 • 230 • 1VL
Palm Harbor, Fla.
East Lake

23



2017 — Tallied four tackles, two for loss, and returned an interception 22 yards against Presbyterian (Aug. 31) ... Recorded his first career sack against Utah State (Sept. 16) ... Recorded 1.5 tackles for loss against App State (Sept. 23) for a career-high seven yards... Had a season-best two tackle assists against Florida State (Sept. 30) ... Tallied a then season-high five total tackles at Clemson (Oct. 7) ... Had a career game against Louisville (10/28) when he recorded a career-high six solo tackles and a career-best nine total tackles ... Also recorded a career high 2.5 sacks and 2.5 tackles for loss for 11 yards.

STRNAD'S CAREER DEFENSIVE STATS

	G-GS	S-A-Tot	TFL-Yds	Sk-Yds	Int-Yds	PBU	FF-FR
2016	13-0	12-7-19	0-0	0-0	0-0	0	0-0
2017	8-0	18-9-27	7.0-23	3.5-12	1-22	0	1-0
Career	21-0	30-16-46	7.0-23	3.5-12	1-22	0	1-0

STRNAD'S GAME-BY-GAME DEFENSIVE STATS

2016	Opp	S-A-Tot	TFL-Yds	Sk-Yds	Int-Yds	PBU	FF-FR
9/1	Tulane	0-0-0	0-0	0-0	0-0	0	0-0
9/10	at Duke	1-0-1	0-0	0-0	0-0	0	0-0
9/17	Delaware	1-3-4	0-0	0-0	0-0	0	0-0
9/24	at Indiana	3-0-3	0-0	0-0	0-0	0	0-0
10/1	at NC State	3-1-4	0-0	0-0	0-0	0	0-0
10/8	Syracuse	0-1-1	0-0	0-0	0-0	0	0-0
10/15	at Florida St	0-0-0	0-0	0-0	0-0	0	0-0
10/29	Army	0-0-0	0-0	0-0	0-0	0	0-0
11/5	Virginia	1-1-2	0-0	0-0	0-0	0	0-0
11/12	at Louisville	2-0-2	0-0	0-0	0-0	0	0-0
11/19	Clemson	1-1-2	0-0	0-0	0-0	0	0-0
11/26	Boston College	0-0-0	0-0	0-0	0-0	0	0-0
12/27	vs. Temple	0-0-0	0-0	0-0	0-0	0	0-0

2017	Opp	S-A-Tot	TFL-Yds	Sk-Yds	Int-Yds	PBU	FF-FR
8/31	Presbyterian	4-0-4	2.0-4	0-0	1-22	0	0-0
9/9	at Boston Col.	1-0-1	0-0	0-0	0-0	0	0-0
9/16	Utah State	2-0-2	1.0-1	1.0-1	0-0	0	0-0
9/23	at App State	1-1-2	1.5-7	0-0	0-0	0	0-0
9/30	Florida State	0-2-2	0-0	0-0	0-0	0	0-0
10/7	at Clemson	3-2-5	0-0	0-0	0-0	0	0-0
10/21	at Ga. Tech	1-1-2	0-0	0-0	0-0	0	0-0
10/28	Louisville	6-3-10	2.5-11	2.5-11	0-0	0	1-0

2017 WAKE FOREST FOOTBALL GAME NOTES

JA'SIR TAYLOR LINEBACKER

Fr. • 5-10 • 180
Asbury Park, N.J.
Brick Township



2017 — One of five true freshmen to see game action ... Recorded a season-high five tackles and broke up a pair of passes against App State (Sept. 30).

TAYLOR'S CAREER DEFENSIVE STATS

	G-GS	S-A-Tot	TFL-Yds	Sk-Yds	Int-Yds	PBU	FF-FR
2017	8-0	10-2-12	0-0	0-0	0-0	2	0-0
Career	8-0	10-2-12	0-0	0-0	0-0	2	0-0

TAYLOR'S GAME-BY-GAME DEFENSIVE STATS

2017	Opp	S-A-Tot	TFL-Yds	Sk-Yds	Int-Yds	PBU	FF-FR
8/31	Presbyterian	2-0-2	0-0	0-0	0-0	0	0-0
9/9	at Boston Col.	2-0-2	0-0	0-0	0-0	0	0-0
9/16	Utah State	1-0-1	0-0	0-0	0-0	0	0-0
9/23	at App State	3-2-5	0-0	0-0	0-0	2	0-0
9/30	Florida State	1-0-1	0-0	0-0	0-0	0	0-0
10/7	at Clemson	1-0-1	0-0	0-0	0-0	0	0-0
10/21	at Ga. Tech	0-0-0	0-0	0-0	0-0	0	0-0
10/28	Louisville	0-0-0	0-0	0-0	0-0	0	0-0

CHUCK WADE, JR. WIDE RECEIVER

Jr. • 6-0 • 200 • 2VL
Jacksonville, Fla.
Bishop Kenny



2017 — Started in four of the first five games of the season, including Presbyterian (Aug. 31) Boston College (Sept. 9), App State (Sept. 23) and Florida State (Sept. 30) ... Had three receptions for 11 yards against Florida State (Sept. 30) ... Caught a pass for a season-long 38 yards against Clemson (Oct. 7) ... Had a career-long 44-yard touchdown reception against Louisville (Oct. 28), finishing the day with 61 receiving yards.

WADE'S CAREER RECEIVING STATS

	G-GS	Rec	Yds	Avg	TD	Lg/Opponent
2015	12-0	33	348	10.5	1	33/Elon
2016	13-5	24	245	10.2	1	51/Clemson
2017	8-7	13	174	13.4	1	44/Louisville
Career	33-12	70	767	11.0	3	51/Clemson

WADE'S GAME-BY-GAME RECEIVING STATS

2015	Opponent	Rec	Yds	Avg	TD	TDYds
9/3	Elon	4	70	17.5	1	27
9/12	at Syracuse	5	82	16.4	0	--
9/19	at Army	0	0	0.0	0	--
9/26	Indiana	5	56	11.2	0	--
10/3	Florida State	2	4	2.0	0	--
10/10	at Boston Col.	2	17	8.5	0	--
10/17	at UNC	1	4	4.0	0	--
10/24	NC State	4	43	10.8	0	--
10/30	Louisville	1	12	12.0	0	--
10/14	at Notre Dame	3	17	5.7	0	--
10/21	at Clemson	2	-7	-3.5	0	--
11/28	Duke	4	50	12.5	0	--

2016	Opponent	Rec	Yds	Avg	TD	TDYds
9/1	Tulane	2	14	7.0	0	--
9/10	at Duke	1	2	2.0	0	--
9/17	Delaware	2	14	7.0	0	--
9/24	at Indiana	6	59	9.8	1	26
10/1	at NC State	3	18	6.0	0	--
10/8	Syracuse	1	18	18.0	0	--
10/15	at Florida State	3	16	5.3	0	--
10/29	Army West Point	2	13	6.5	0	--
11/5	Virginia	0	0	0.0	0	--
11/12	at Louisville	0	0	0.0	0	--
11/19	Clemson	2	55	27.5	0	--
11/26	Boston College	1	5	5.0	0	--
12/27	vs. Temple	1	31	31.0	0	--

2017	Opponent	Rec	Yds	Avg	TD	TDYds
8/31	Presbyterian	2	24	12.0	0	--
9/9	at Boston College	1	14	14.0	0	--
9/16	Utah State	1	5	5.0	0	--
9/23	at App State	1	11	11.0	0	--
9/30	Florida State	3	11	3.7	0	--
10/7	at Clemson	1	38	0	0	--
10/21	at Georgia Tech	1	10	10.0	0	--
10/28	Louisville	3	61	20.3	1	44

SCOTTY WASHINGTON WIDE RECEIVER

R-So. • 6-5 • 225 • 1VL
Washington, D.C.
St. John's



2017 — Caught one pass for a career-long 28 yards against Presbyterian (Aug. 31) ... Had four catches for a career-high 79 yards, including a career-long reception of 37 yards, and blocked the potential game-winning field goal in the closing seconds against App State (Sept. 30) ... Had two catches for 57 yards, including a 33 yard reception against Florida State (Sept. 30) ... Caught his first-career touchdown, a 16-yard pass, against Clemson (Oct. 7) ... Had his best game to-date against Louisville (Oct. 28), finishing with career-bests in receptions (6) and receiving yards (133) and a career-long 47-yard reception.

WASHINGTON'S CAREER RECEIVING STATS

	G-GS	Rec	Yds	Avg	TD	Lg/Opponent
2016	11-2	10	115	11.5	0	26/at NC State
2017	8-6	17	339	19.9	1	47/Louisville
Career	19-8	27	454	16.8	1	47/Louisville

WASHINGTON'S GAME-BY-GAME RECEIVING STATS

2016	Opponent	Rec	Yds	Avg	TD	TDYds
9/1	Tulane	1	8	8.0	0	--
9/10	at Duke	0	0	0.0	0	--
9/17	Delaware	1	10	10.0	0	--
9/24	at Indiana	0	0	0.0	0	--
10/1	at NC State	2	35	17.5	0	--
10/8	Syracuse	0	0	0.0	0	--
10/15	at Florida St.	0	0	0.0	0	--
10/29	Army West Point	1	5	5.0	0	--
11/5	Virginia	0	0	0.0	0	--
11/12	at Louisville	0	0	0.0	0	--
11/19	Clemson		-DNP-			
11/26	Boston College		-DNP-			
12/27	vs. Temple	5	57	11.4	0	--

2017	Opponent	Rec	Yds	Avg	TD	TDYds
8/31	Presbyterian	1	28	28.0	0	--
9/9	at Boston College	0	0	0.0	0	--
9/16	Utah State	1	11	11.0	0	--
9/23	at App State	4	79	19.8	0	--
9/30	Florida State	2	57	28.5	0	--
10/7	at Clemson	2	25	25.0	1	16
10/21	at Georgia Tech	1	6	6.0	0	--

10/28 Louisville 6 133 22.2 0 --

MIKE WEAVER PLACEKICKER

R-Sr. • 6-1 • 190 • 3VL
Pine City, N.Y.
Southside



2017 — Named to the Lou Groza Award watch list ... Had a streak of 12 consecutive field goals made snapped against Clemson (Oct. 7), falling two shy of matching the program record of 14 ... Ranks second in career field goal percentage (75.3) and fourth in career PATs (100) ... Has scored 274 career points, second in program history ... Scored a career-high 14 points against Utah State (9/16).

WEAVER'S CAREER KICKING STATS

	FG-A	Pct.	0-19	20-29	30-39	40-49	50+	PAT	PTS
2014	15-19	.789	0-0	4-4	8-10	2-3	1-2	19-19	64
2015	11-18	.611	0-0	5-6	5-6	1-3	0-3	24-25	57
2016	21-27	.778	0-0	4-4	11-12	6-10	0-1	28-28	91
2017	11-13	84.6	0-0	7-7	4-5	0-0	0-1	29-31	62
TOTALS	58-77	.753	0-0	20-21	28-33	9-16	1-7	100-103	274

2014 Field Goal Sequence (**Made/Missed**):

at ULM: **3B**

Gardner-Webb: **27, 37, 28**

at Utah State: **30**

Army: **20**

at Louisville: **43**

at Florida State: **36**

Syracuse: --

Boston College: **28**

Clemson: **50, 54, 31**

at NC State: **32, 39**

Virginia Tech: **42, 37, 37, 49, 39**

at Duke: --

2015 Field Goal Sequence (**Made/Missed**):

Elon: **28, 37, 32**

at Syracuse: **27, 50**

at Army: **47**

Indiana: **30**

Florida State: **28, 34, 29**

at Boston College: **43, 25**

at UNC: **47, 51**

NC State: **38**

Louisville: **36**

at Notre Dame: **51**

at Clemson: --

Duke: **28**

2016 Field Goal Sequence (**Made/Missed**):

Tulane: --

at Duke: **34**

Delaware: **42, 31**

at Indiana: **46, 30**

at NC State: **34, 29, 41**

Syracuse: --

at Florida St.: **34, 29, 40**

Army West Point: **37, 46, 34**

Virginia: **46, 48, 36**

at Louisville: **37, 45, 33, 38**

Clemson: **42, 23**

Boston College: **51, 40**

vs. Temple: **25, 30**

2017 Field Goal Sequence (**Made/Missed**):

Presbyterian: **22**

at Boston College: **28, 27**

Utah State: **31, 30, 32**

at Appalachian State: **27, 25**

Florida State: **24, 37**

at Clemson: **34, 50**

2017 WAKE FOREST FOOTBALL GAME NOTES

at Georgia Tech: 29
Louisville: --

JABOREE WILLIAMS LINEBACKER

Sr. • 6-0 • 245 • 3VL
Deerfield Beach, Fla.
Fort Lauderdale



2017 — Team captain ... Recorded a career-high six solo tackles and matched a career-high with seven total tackles against Boston College (Sept. 9) while adding two tackles for loss and a pass break-up ... Tied a career-high of seven total tackles, including a tackle for loss, in the win over App State (Sept. 23) ... Recovered his first-career fumble against Florida State (Sept. 30) ... Tallied five tackles, including two for loss, against Clemson (Oct. 7) ... Recorded a career-high nine tackles and added a season-best 2.5 tackles for loss against Louisville (Oct. 28).

WILLIAMS' CAREER DEFENSIVE STATS

	G-GS	S-A-Tot	TFL-Yds	Sk-Yds	Int-Yds	PBU	FF-FR
2014	12-0	8-5-13	0-0-0	0-0-0	0-0	0	0-0
2015	12-0	6-7-13	1-0-1	0-0-0	0-0	1	0-0
2016	10-8	21-15-36	5.5-23	2.0-16	0-0	0	0-0
2017	8-8	27-13-40	9.5-26	1.0-9	0-0	2	0-1
Career	42-16	62-40-102	16.0-50	3.0-25	0-0	3	0-1

WILLIAMS' GAME-BY-GAME DEFENSIVE STATS

2014	Opp	S-A-Tot	TFL-Yds	Sk-Yds	Int-Yds	PBU	FF-FR
8/28	at ULM	0-1-1	0-0	0-0	0-0	0	0-0
9/6	Gardner-Webb	3-0-3	0-0	0-0	0-0	0	0-0
9/13	at Utah State	0-1-1	0-0	0-0	0-0	0	0-0
9/20	Army	0-1-1	0-0	0-0	0-0	0	0-0
9/27	at Louisville	0-0-0	0-0	0-0	0-0	0	0-0
10/4	at Florida State	1-0-1	0-0	0-0	0-0	0	0-0
10/18	Syracuse	1-0-1	0-0	0-0	0-0	0	0-0
10/25	Boston College	1-0-1	0-0	0-0	0-0	0	0-0
11/6	Clemson	1-0-1	0-0	0-0	0-0	0	0-0
11/15	at NC State	0-0-0	0-0	0-0	0-0	0	0-0
11/22	Virginia Tech	0-1-1	0-0	0-0	0-0	0	0-0
11/29	at Duke	1-1-2	0-0	0-0	0-0	0	0-0

2015	Opp	S-A-Tot	TFL-Yds	Sk-Yds	Int-Yds	PBU	FF-FR
9/3	Elon	1-1-2	1.0-1	0-0	0-0	0	0-0
9/12	at Syracuse	0-0-0	0-0	0-0	0-0	0	0-0
9/19	at Army	0-0-0	0-0	0-0	0-0	0	0-0
9/26	Indiana	0-2-2	0-0	0-0	0-0	0	0-0
10/3	Florida State	0-0-0	0-0	0-0	0-0	0	0-0
10/10	at Boston Col.	0-1-1	0-0	0-0	0-0	0	0-0
10/17	at UNC	0-1-1	0-0	0-0	0-0	0	0-0
10/24	NC State	0-0-0	0-0	0-0	0-0	0	0-0
10/30	Louisville	0-0-0	0-0	0-0	0-0	0	0-0
11/14	at Notre Dame	0-0-0	0-0	0-0	0-0	0	0-0
11/21	at Clemson	3-1-4	0-0	0-0	0-0	0	0-0
11/28	Duke	1-1-2	0-0	0-0	0-0	1	0-0

2016	Opp	S-A-Tot	TFL-Yds	Sk-Yds	Int-Yds	PBU	FF-FR
9/1	Tulane	3-1-4	0-0	0-0	0-0	0	0-0
9/10	at Duke	-INJ-					
9/17	Delaware	0-0-0	0-0	0-0	0-0	0	0-0
9/24	at Indiana	3-0-3	1.0-7	1.0-7	0-0	0	0-0
10/1	at NC State	3-3-6	0-0	0-0	0-0	0	0-0
10/8	Syracuse	3-0-3	0-0	0-0	0-0	0	0-0
10/15	at Florida St.	3-1-4	1.0-2	0-0	0-0	0	0-0
10/29	Army	4-3-7	3.0-13	1.0-9	0-0	0	0-0
11/5	Virginia	-INJ-					
11/12	at Louisville	-INJ-					
11/19	Clemson	1-4-5	0-0	0-0	0-0	0	0-0
11/26	Boston College	0-1-1	0-0	0-0	0-0	0	0-0
12/27	vs. Temple	1-2-3	0.5-1	0-0	0-0	0	0-0

2017	Opp	S-A-Tot	TFL-Yds	Sk-Yds	Int-Yds	PBU	FF-FR
8/31	Presbyterian	3-1-4	1.0-9	1.0-9	0-0	0	0-0
9/9	at Boston Col.	6-1-7	2.0-4	0-0	0-0	1	0-0
9/16	Utah State	1-0-1	1.0-2	0-0	0-0	0	0-0
9/23	at App. State	5-2-7	1.0-2	0-0	0-0	0	0-0
9/30	Florida State	0-2-2	0-0	0-0	0-0	0	0-1
10/7	at Clemson	2-3-5	2.0-3	0-0	0-0	0	0-0
10/21	at Ga. Tech	5-0-5	0-0	0-0	0-0	0	0-0
10/28	Louisville	5-4-9	2.5-6	0-0	0-0	1	0-0

JOHN WOLFORD QUARTERBACK

Sr. • 6-1 • 200 • 3VL
Jacksonville, Fla.
Bishop Kenny



2017 — Team captain ... Named the CFP National Player of the Week for his effort against Louisville (Oct. 28) while also garnering ACC Offensive Back of the Week accolades. Named ACC Player of the Week by Athlon Sports, a Peyton Manning Star of the Week and one of the Davey O'Brien "Great 8" honorees for his effort against the Cardinals. Finished the game 28-of-34 for a career-high 461 yards and six total touchdowns. In the process, Wolford tied the program record for touchdown passes in a game (5) and for total touchdowns (6) ... Ranks third in program history in career wins among quarterbacks with 17 ... Became the first quarterback in program history to start four consecutive season openers against Presbyterian (Aug. 31). Finished the game 11-of-15 for 107 yards through with three touchdowns while rushing six times for 47 yards and a score. He tied career-highs in passing touchdowns (3) and total touchdowns (4) ... Rushed a career-high 20 times against Boston College (Sept. 9) ... Became the first player in program history to have a rushing touchdown and passing touchdown in three consecutive games ... Threw for a pair of touchdowns in a win at App State (Sept. 23) ... Completed a season-high 24 passes and had a season-long rush of 33 yards against Florida State (Sept. 30) ... Missed the Clemson game (Oct. 7) due to injury ... Returned against Georgia Tech (Oct. 21) to throw for 252 yards and two touchdowns.

WOLFORD'S CAREER PASSING STATS

	G-GS	Cmp	Att	Pct	Yds	Int	TD	Lg/Opponent
2014	12-12	214	367	.583	2,037	14	12	46/Boston Col.
2015	11-10	142	233	.609	1,791	11	9	58/Louisville
2016	12-11	166	299	.555	1,774	10	9	48/Army
2017	7-7	119	181	.657	1,660	2	15	52/Louisville
Career	42-40	641	1,080	.593	7,302	37	45	58/Louisville

WOLFORD'S GAME-BY-GAME PASSING STATS

2014	Opponent	Cmp	Att	Yds	Int	TD	TD Pass
8/28	at ULM	12	22	97	1	0	--
9/6	Gardner-Webb	30	38	291	3	2	10, 14
9/13	at Utah State	20	50	257	2	2	3, 10
9/20	Army	25	35	238	1	2	6, 12
9/27	at Louisville	19	34	122	3	0	--
10/4	at Florida State	9	15	58	1	0	--
10/18	Syracuse	9	14	72	1	1	10
10/25	Boston College	22	30	242	1	0	--
11/6	Clemson	11	29	88	0	2	4, 14
11/15	at NC State	15	32	161	0	0	--
11/22	Virginia Tech	18	32	160	1	0	--
11/29	at Duke	24	36	251	0	3	27, 17, 40

2015	Opponent	Cmp	Att	Yds	Int	TD	TD Pass
9/3	Elon	20	27	323	0	3	10, 30, 27
9/12	at Syracuse	30	45	373	3	1	40
9/19	at Army	3	5	16	1	0	-
9/26	Indiana	-INJ-					
10/3	Florida State	0	1	0	0	0	-
10/10	at Boston Col.	11	25	109	1	0	-

10/17	at UNC	16	22	176	0	2	1, 5
10/24	NC State	2	5	15	0	0	-
10/30	Louisville	6	19	131	3	1	58
11/14	at Notre Dame	19	30	219	1	0	-
11/21	at Clemson	12	20	91	0	0	-
11/28	Duke	23	35	338	2	2	10, 22

2016	Opponent	Cmp	Att	Yds	Int	TD	TD Pass
9/1	Tulane	9	17	79	0	0	--
9/10	at Duke	3	5	17	0	0	--
9/17	Delaware	13	24	155	1	1	4
9/24	at Indiana	16	29	172	0	1	26
10/1	at NC State	25	41	263	0	1	9
10/8	Syracuse	13	22	140	1	0	--
10/15	at Florida St.	16	34	184	2	0	--
10/29	Army West Point	23	43	220	3	0	--
11/5	Virginia	9	10	83	0	1	3
11/12	at Louisville	13	22	141	0	0	--
11/19	Clemson	-INJ-					
11/26	Boston College	16	33	137	2	2	5, 37
12/27	vs. Temple	10	19	183	1	2	41, 20

2017	Opponent	Cmp	Att	Yds	Int	TD	TD Pass
8/31	Presbyterian	11	15	107	0	3	8, 26, 7
9/9	at Boston College	13	19	151	0	1	9
9/16	Utah State	12	22	242	0	2	43, 45
9/23	at App State	14	27	176	0	2	10, 6
9/30	Florida State	24	34	271	1	0	--
10/7	at Clemson	-INJ-					
10/21	at Georgia Tech	17	30	252	1	2	6, 15
10/28	Louisville	28	34	461	0	5	32, 4, 25, 52, 44

WOLFORD'S CAREER RUSHING STATS

	G-GS	Att	Yds	Avg	TD	Lg/Opponent
2014	12-12	104	-151	-1.5	0	9/ULM, BC, NCSU
2015	11-10	73	79	1.1	3	70/Elon
2016	12-11	130	521	4.0	6	64/Virginia
2017	7-7	74	341	4.6	4	33/Florida State
Career	42-40	381	776	2.1	13	70/Elon

WOLFORD'S GAME-BY-GAME RUSHING STATS

2014	Opponent	Att	Yds	Avg	TD	TD Yds
8/28	at ULM	11	-40	-3.6	0	--
9/6	Gardner-Webb	12	29	2.4	0	--
9/13	at Utah State	9	-32	-3.5	0	--
9/20	Army	5	-15	-3.0	0	--
9/27	at Louisville	10	-53	-5.3	0	--
10/4	at Florida State	5	-22	-4.4	0	--
10/18	Syracuse	1	4	4.0	0	--
10/25	Boston College	9	2	0.2	0	--
11/6	Clemson	8	-31	-3.9	0	--
11/15	at NC State	9	8	0.9	0	--
11/22	Virginia Tech	17	0	0.0	0	--
11/29	at Duke	8	-1	-0.1	0	--

2015	Opponent	Att	Yds	Avg	TD	TD Yds
9/3	Elon	7	63	9.0	1	70
9/12	at Syracuse	8	-21	-2.6	1	6
9/19	at Army	3	7	2.3	0	--
9/26	Indiana	-INJ-				
10/3	Florida State	0	0	0.0	0	--
10/10	at Boston Col.	8	9	1.1	0	--
10/17	at UNC	10	19	1.9	0	--
10/24	NC State	4	-13	-3.3	0	--
10/30	Louisville	3	10	3.3	0	--
11/14	at Notre Dame	15	5	0.3	1	1

2017 WAKE FOREST FOOTBALL GAME NOTES

10/8	Syracuse	12	94	7.8	2	7, 37
10/15	at Florida St.	15	20	1.3	0	--
10/29	Army West Point	10	66	6.6	0	--
11/5	Virginia	16	94	5.9	1	64
11/12	at Louisville	13	-2	-0.2	0	--
11/19	Clemson	--	--	--	--	--
11/26	Boston College	14	69	4.9	0	--
12/27	vs. Temple	9	-2	-0.2	0	--

2017	Opponent	Att	Yds	Avg	TD	TD Yds
8/31	Presbyterian	6	47	7.8	1	2
9/9	at Boston College	20	92	4.6	1	29
9/16	Utah State	8	53	6.6	1	18
9/23	at App State	13	77	5.9	0	--
9/30	Florida State	19	63	3.3	1	3
10/7	at Clemson	--	--	--	--	--
10/21	at Georgia Tech	4	-5	-1.3	0	--
10/28	Louisville	4	14	3.5	1	1

2017	Opp	S-A-Tot	TFL-Yds	Sk-Yds	Int-Yds	PBU	FF-FR
8/31	Presbyterian	0-1-1	0-0	0-0	0-0	0	0-0
9/9	at Boston Col.	2-3-5	1.0-1	0-0	0-0	0	0-0
9/16	Utah State	2-1-3	2.0-3	0-0	0-0	0	0-0
9/23	at App State	0-1-1	0-0	0-0	0-0	0	0-0
9/30	Florida State	2-2-4	2.0-12	0-0	0-0	0	0-0
10/7	at Clemson	1-1-2	0-0	0-0	0-0	0	0-0
10/21	at Ga. Tech	3-1-4	0-0	0-0	0-0	0	0-0
10/28	Louisville	1-0-1	1.0-2	1.0-2	0-0	1	0-0

WILLIE YARBARY

DEFENSIVE LINE

R-Jr. • 6-2 • 285 • 2VL
 Augusta, Ga.
 Richmond Academy



2017 — Recorded a career-high five tackles while matching career highs in solo (2) and assisted tackles (3) against Boston College (Sept. 9) ... Matched a career-high with two tackles for loss against Utah State (Sept. 16) and Florida State (Sept. 30) ... Recorded a career-high three solo tackles against Georgia Tech (Oct. 21) ... Recorded his first sack and pass breakup of the season against Louisville (Oct. 28).

YARBARY'S CAREER DEFENSIVE STATS

	G-GS	S-A-Tot	TFL-Yds	Sk-Yds	Int-Yds	PBU	FF-FR
2015	11-0	4-7-11	0.5-1	0-0	0-0	0	0-0
2016	12-2	13-8-21	2.5-27	2.5-27	0-0	1	0-0
2017	8-8	11-10-21	6.0-18	1.0-2	0-0	1	0-0
Career	31-10	28-25-53	9.0-46	3.5-29	0-0	1	0-0

YARBARY'S GAME-BY-GAME DEFENSIVE STATS

2015	Opp	S-A-Tot	TFL-Yds	Sk-Yds	Int-Yds	PBU	FF-FR
9/3	Elon	2-1-3	0-0	0-0	0-0	0	0-0
9/12	at Syracuse	2-0-2	0-0	0-0	0-0	0	0-0
9/19	at Army	0-2-2	0.5-1	0-0	0-0	0	0-0
9/26	Indiana	0-1-1	0-0	0-0	0-0	0	0-0
10/3	Florida State	0-0-0	0-0	0-0	0-0	0	0-0
10/10	at Boston Col.	--	--	--	--	--	--
10/17	at UNC	0-0-0	0-0	0-0	0-0	0	0-0
10/24	NC State	0-1-1	0-0	0-0	0-0	0	0-0
10/30	Louisville	0-0-0	0-0	0-0	0-0	0	0-0
11/14	at Notre Dame	0-0-0	0-0	0-0	0-0	0	0-0
11/21	at Clemson	0-2-2	0-0	0-0	0-0	0	0-0
11/28	Duke	0-0-0	0-0	0-0	0-0	0	0-0

2016	Opp	S-A-Tot	TFL-Yds	Sk-Yds	Int-Yds	PBU	FF-FR
9/1	Tulane	1-0-1	0-0	0-0	0-0	0	0-0
9/10	at Duke	--	--	--	--	--	--
9/17	Delaware	0-1-1	0-0	0-0	0-0	0	0-0
9/23	at Indiana	1-0-1	0-0	0-0	0-0	0	0-0
10/1	at NC State	1-2-3	0-0	0-0	0-0	0	0-0
10/8	Syracuse	1-0-1	0-0	0-0	0-0	0	0-0
10/15	at Florida St.	1-0-1	0-0	0-0	0-0	0	0-0
10/29	Army	2-1-3	0-0	0-0	0-0	0	0-0
11/5	Virginia	0-0-0	0-0	0-0	0-0	0	0-0
11/12	at Louisville	2-0-2	2.0-16	2.0-16	0-0	0	0-0
11/19	Clemson	1-1-2	0-0	0-0	0-0	0	0-0
11/26	Boston College	2-0-2	0-0	0-0	0-0	1	0-0
12/27	vs. Temple	1-3-4	0.5-11	0.5-11	0-0	0	0-0

2017 WAKE FOREST FOOTBALL GAME NOTES

THE LAST TIME...

A kickoff was returned for a touchdown:

WAKE: Kevin Marion, vs. UNC, Oct. 27, 2007 (98 yds)
OPP: Kermit Whitfield, vs. Florida State, Nov. 9, 2013 (97 yds)

A punt was returned for a touchdown:

WAKE: Michael Campanaro, at Clemson, Nov. 12, 2011 (50 yds)
OPP: Bra'Lon Cherry vs. NC State, Oct. 24, 2015 (52 yds)

An interception was returned for a touchdown:

WAKE: Essang Bassey, at Boston College, Sept. 9, 2017 (30 yds)
OPP: Ronald Walker, at Louisville, Nov. 12, 2016 (31 yds)

A fumble was recovered for a touchdown:

WAKE: Cameron Glenn, vs. Syracuse, Oct. 8, 2016 (83 yds)
OPP: Casey Blaser, at Duke, Nov. 29, 2014 (0 yards)

A safety was recorded:

WAKE: vs. Utah State, Sept. 16, 2017
OPP: vs. Syracuse, Oct. 8, 2016

A shutout was recorded:

WAKE: Wake Forest 3, Boston College 0, Oct. 10, 2015
OPP: Syracuse 13, Wake Forest 0, Nov. 2, 2013

A tie game was played:

WAKE: Wake Forest 17, Rice 17, Sept. 30, 1989

An overtime game was played:

WAKE: Wake Forest 6, Virginia Tech 3, Nov. 22, 2014 (2OT)

A run went for 50+ yards:

WAKE: Arkeem Byrd, vs. Utah State, Sept. 16, 2017 (59 yards)
OPP: Lamar Jackson, vs. Louisville, Oct. 28, 2017 (55 yards)

A pass reception went for 50+ yards:

WAKE: John Wolford to Greg Dortch (52 yds)
vs. Louisville, Oct. 28, 2017
OPP: Taylor Lamb to T.J. Watkins (84 yds)
at Appalachian State, Sept. 23, 2017

An individual rushed for 100+ yards in a game:

WAKE: Matt Colburn II, vs. Louisville, Oct. 28, 2017 (134 yds)
OPP: Lamar Jackson, vs. Louisville, Oct. 28, 2017 (161 yards)

An individual rushed for 200+ yards in a game:

WAKE: Josh Harris, at Virginia Tech, Oct. 16, 2010 (241 yds)
OPP: Matthew Dayes, vs. NC State, Oct. 24, 2015 (205 yds)

Two teammates each rushed for 100+ yards in a game:

WAKE: vs. Army (Josh Harris 129, Deandre Martin 117), Sept. 22, 2012
OPP: at Georgia Tech (TaQuon Marshall 163, KirVonte Benson 136), Oct. 21, 2017

An individual passed for 300+ yards in a game:

WAKE: John Wolford, vs. Louisville, Oct. 28, 2017 (461 yds)
OPP: Lamar Jackson, vs. Louisville, Oct. 28, 2017 (330 yds)

An individual passed for 400+ yards in a game:

WAKE: John Wolford, vs. Louisville, Oct. 28, 2017 (461 yds)
OPP: Richard Lagow, at Indiana, Sept. 24, 2016 (496 yds)

An individual completed 20+ passes in a game:

WAKE: John Wolford, vs. Louisville, Oct. 28, 2017 (28)
OPP: Lamar Jackson, vs. Louisville, Oct. 28, 2017 (27)

An individual completed 30+ passes in a game:

WAKE: John Wolford, at Syracuse, Sept. 12, 2015 (30)
OPP: Daniel Jones, at Duke, Sept. 10, 2016 (31)

An individual completed 40+ passes in a game:

WAKE: Rusty LaRue, vs. NC State, Nov. 18, 1995 (50)
OPP: Kolton Browning, vs. ULM, Sept. 14, 2013 (43)

An individual made 10+ receptions in a game:

WAKE: Greg Dortch, vs. Louisville, Oct. 28, 2017 (10)
OPP: Ventell Bryant, vs. Temple, Dec. 27, 2016 (11)

An individual had 100+ receiving yards in a game:

WAKE: Greg Dortch, vs. Louisville, Oct. 28, 2017 (167)
Scotty Washington, vs. Louisville, Oct. 28, 2017 (133)
OPP: T.J. Watkins, at Appalachian State, Sept. 23, 2017 (102)

An individual had 200+ receiving yards in a game:

WAKE: John Henry Mills, at Duke, Nov. 30, 1990, (230 yds)
OPP: Travis Rudolph, at Florida State, Oct. 15, 2016 (238)

An individual scored three touchdowns in a game:

WAKE: Greg Dortch, vs. Louisville, Oct. 28, 2017 (4)
OPP: Lamar Jackson, vs. Louisville, Oct. 28, 2017 (3)

An individual scored four touchdowns in a game:

WAKE: Greg Dortch, vs. Louisville, Oct. 28, 2017 (4)
OPP: C. Brockington, Connecticut, Nov. 15, 2003 (4)

A 50-yard field goal was kicked:

WAKE: Mike Weaver, vs. Clemson, Nov. 4, 2014 (50 yds)
OPP: Ricky Aguayo, vs. Florida State, Sept. 30, 2017 (51 yds)

A team rushed for 200+ yards in a game:

WAKE: vs. Utah State, Sept. 16, 2017 (291 yds)
OPP: at Georgia Tech, Oct. 21, 2017 (427 yds)

A team rushed for 300+ yards in a game:

WAKE: vs. Delaware, Sept. 17, 2016 (302 yds)
OPP: at Georgia Tech, Oct. 21, 2017 (427 yds)

A team rushed for 400+ yards in a game:

WAKE: vs. Presbyterian, Sept. 2, 2010 (415 yds)
OPP: at Georgia Tech, Oct. 21, 2017 (427 yds)

A team rushed for 500+ yards in a game:

WAKE: vs. Tulsa, Oct. 16, 1971 (528 yds)
OPP: at Clemson, Oct. 31, 1981 (536 yds)

A team rushed for less than 100 yards in a game:

WAKE: vs. Florida State, Sept. 30, 2017 (96 yds)
OPP: vs. Utah State, Sept. 16, 2017 (42 yds)

A team passed for 300+ yards in a game:

WAKE: Louisville, Oct. 28, 2017 (461 yds)
OPP: vs. Louisville, Oct. 28, 2017 (332 yds)

A team passed for 400+ yards in a game:

WAKE: Louisville, Oct. 28, 2017 (461 yds)
OPP: at Indiana, Sept. 24, 2016 (496 yds)

A team passed for less than 100 yards in a game:

WAKE: vs. Virginia, Nov. 5, 2016 (83 yds)
OPP: at Georgia Tech, Oct. 21, 2017 (68 yds)

A team had 500 yards in total offense:

WAKE: vs. Louisville, Oct. 28, 2017 (625 yds)
OPP: vs. Louisville, Oct. 28, 2017 (523 yds)

A team had 600 yards in total offense:

WAKE: vs. Louisville, Oct. 28, 2017 (625 yds)
OPP: at Indiana, Sept. 24, 2016 (611 yds)

A team had 700 yards in total offense:

WAKE: Never
OPP: at Florida State, Oct. 14, 1995 (749 yds)

A team had less than 300 yards in total offense:

WAKE: vs. Florida State, Sept. 30, 2017 (270 yds)
OPP: vs. Utah State, Sept. 16, 2017 (267 yds)

A team had less than 200 yards in total offense:

WAKE: vs. Clemson, Nov. 19, 2016 (197 yds)
OPP: vs. Boston College, Nov. 26, 2016 (167 yds)

An individual kicked 3+ field goals:

WAKE: Mike Weaver, vs. Utah State, Sept. 16, 2017 (3)
OPP: Ricky Aguayo, vs. Florida State, Sept. 30, 2017 (4)

An individual had 2+ interceptions:

WAKE: Jessie Bates, at Indiana, Sept. 24, 2016 (2)
OPP: Brandon Jackson, at Army, Sept. 19, 2015 (2)

A field goal was blocked:

WAKE: Scotty Washington, at Appalachian State, Sept. 23, 2017
OPP: vs. Mississippi State, Dec. 30, 2011

A punt was blocked:

WAKE: Steve Donatell, at ULM, Aug. 28, 2014
OPP: DJ Nelson, vs. Utah State, Sept. 16, 2017

A PAT was blocked:

WAKE: Paris Black, at Georgia Tech, Oct. 21, 2017
OPP: Jacobbi McDaniel, vs. Florida St., Oct. 8, 2011

A team scored a defensive PAT:

WAKE: vs. Presbyterian, Sept. 2, 2010
OPP: at North Carolina, Nov. 8, 2003

Multiple blocked kicks in the same game:

WAKE: Scotty Washington blocked a FG and Wendell Dunn blocked a PAT at Appalachian State, Sept. 23, 2017
OPP: at Maryland, two punts blocked, Oct. 30, 2010

A team did not punt in a game:

WAKE: Not since 1946
OPP: at Clemson, Oct. 31, 1981

A player scored a touchdown on his birthday:

WAKE: Josh Adams vs. Maryland, Sept. 22, 2007

2017 WAKE FOREST FOOTBALL GAME NOTES

OPPONENTS' SCHEDULES & RESULTS

PRESBYTERIAN BLUE HOSE (3-5, 0-2 BIG SOUTH)

Aug. 31	at Wake Forest	L, 7-51
Sept. 9	at The Citadel	L, 7-48
Sept. 16	CAMPBELL	W, 28-16
Sept. 23	CUMBERLAND UNIVERSITY (TENN.)	W, 27-20
Sept. 30	WOFFORD	L, 7-31
Oct. 7	SAINT FRANCIS (PA.)	W, 26-14
Oct. 14	CHARLESTON SOUTHERN*	L, 0-7
Oct. 28	KENNESAW STATE*	L, 0-28
Nov. 4	at Monmouth*	1:00
Nov. 11	at Liberty*	3:30
Nov. 18	GARDNER-WEBB*	1:00

BOSTON COLLEGE EAGLES (5-4, 3-3 ACC)

Sept. 1	at Northern Illinois	W, 23-20
Sept. 9	WAKE FOREST*	L, 10-34
Sept. 16	NOTRE DAME	L, 20-49
Sept. 23	at Clemson*	L, 7-34
Sept. 30	CENTRAL MICHIGAN	W, 28-8
Oct. 7	VIRGINIA TECH*	L, 10-23
Oct. 14	at Louisville*	W, 45-42
Oct. 21	at Virginia*	W, 41-10
Oct. 27	FLORIDA STATE*	W, 35-3
Nov. 11	NC STATE*	TBA
Nov. 18	UCONN	7:00
Nov. 25	at Syracuse*	TBA

UTAH STATE AGGIES (4-5, 2-3 MOUNTAIN WEST)

Sept. 1	at Wisconsin	L, 10-59
Sept. 7	IDAHO STATE	W, 51-13
Sept. 16	at Wake Forest	L, 10-46
Sept. 23	at San Jose State*	W, 61-10
Sept. 29	BYU	W, 40-24
Oct. 7	COLORADO STATE*	L, 14-27
Oct. 14	WYOMING*	L, 23-28
Oct. 21	at UNLV*	W, 52-28
Oct. 28	BOISE STATE*	L, 14-41
Nov. 4	at New Mexico*	5:30
Nov. 18	HAWAII*	TBA
Nov. 25	at Air Force*	TBA

APPALACHIAN STATE MOUNTAINEERS (5-3, 4-0 SUN BELT)

Sept. 2	at Georgia	L, 10-31
Sept. 9	SAVANNAH STATE	W, 54-7
Sept. 16	at Texas State*	W, 20-13
Sept. 23	WAKE FOREST	L, 19-20
Oct. 7	NEW MEXICO STATE*	W, 45-31
Oct. 14	at Idaho*	W, 23-20
Oct. 21	COASTAL CAROLINA*	W, 37-29
Oct. 28	at UMass	L, 27-30 (OT)
Nov. 4	at Louisiana Monroe*	3:00
Nov. 9	GEORGIA STATE*	7:30
Nov. 25	at Georgia State*	TBA
Dec. 2	LOUISIANA*	TBA

FLORIDA STATE SEMINOLES (2-5, 2-4 ACC)

Sept. 2	vs. Alabama	L, 7-24
Sept. 9	LOUISIANA MONROE	Cancelled
Sept. 23	NC STATE*	L, 21-27
Sept. 30	at Wake Forest*	W, 26-19
Oct. 7	MIAMI*	L, 20-24
Oct. 14	at Duke*	W, 17-10
Oct. 21	LOUISVILLE*	L, 28-31
Oct. 27	at Boston College*	L, 3-35
Nov. 4	SYRACUSE*	12:20
Nov. 11	at Clemson*	TBA
Nov. 18	DELAWARE STATE	TBA
Nov. 25	at Florida	TBA

CLEMSON TIGERS (7-1, 5-1 ACC)

Sept. 2	KENT STATE	W, 56-3
Sept. 9	AUBURN	W, 14-6
Sept. 16	at Louisville*	W, 47-21
Sept. 23	BOSTON COLLEGE*	W, 34-7
Sept. 30	at Virginia Tech*	W, 31-17
Oct. 7	WAKE FOREST*	W, 28-14
Oct. 13	at Syracuse*	L, 24-27
Oct. 28	GEORGIA TECH*	W, 24-10
Nov. 4	at NC State*	3:30
Nov. 11	FLORIDA STATE*	TBA
Nov. 18	THE CITADEL	TBA
Nov. 25	at South Carolina	TBA

GEORGIA TECH YELLOW JACKETS (4-3, 3-2 ACC)

Sept. 4	TENNESSEE	L, 41-42 (2ot)
Sept. 9	JACKSONVILLE STATE	W, 37-10
Sept. 16	at Central Florida	Cancelled
Sept. 23	PITTSBURGH*	W, 35-17
Sept. 30	NORTH CAROLINA*	W, 33-7
Oct. 14	at Miami*	L, 24-25
Oct. 21	WAKE FOREST*	W, 38-24
Oct. 28	at Clemson*	L, 10-24
Nov. 4	at Virginia*	3:00
Nov. 11	VIRGINIA TECH*	TBA
Nov. 18	at Duke*	TBA
Nov. 25	GEORGIA	TBA

LOUISVILLE CARDINALS (5-4, 2-4 ACC)

Sept. 2	vs. Purdue	W, 35-28
Sept. 9	at North Carolina*	W, 47-35
Sept. 16	CLEMSON*	L, 21-47
Sept. 23	KENT STATE	W, 42-3
Sept. 30	MURRAY STATE	W, 55-10
Oct. 5	at NC State*	L, 25-39
Oct. 14	BOSTON COLLEGE*	L, 42-45
Oct. 21	at Florida State*	W, 31-28
Oct. 28	at Wake Forest*	L, 32-42
Nov. 11	VIRGINIA*	TBA
Nov. 18	SYRACUSE*	TBA
Nov. 25	at Kentucky	TBA

NOTRE DAME FIGHTING IRISH (7-1)

Sept. 2	TEMPLE	W, 49-16
Sept. 9	GEORGIA	L, 19-20
Sept. 16	at Boston College	W, 49-20
Sept. 23	at Michigan State	W, 31-18
Sept. 30	MIAMI (OH)	W, 52-17
Oct. 7	at North Carolina	W, 33-10
Oct. 21	SOUTHERN CALIFORNIA	W, 49-14
Oct. 28	NC STATE	W, 35-14
Nov. 4	WAKE FOREST	3:30
Nov. 11	at Miami	TBA
Nov. 18	NAVY	3:30
Nov. 25	at Stanford	TBA

SYRACUSE ORANGE (4-4, 2-2 ACC)

Sept. 1	CENTRAL CONNECTICUT STATE	W, 50-7
Sept. 9	MIDDLE TENNESSEE	L, 23-30
Sept. 16	CENTRAL MICHIGAN	W, 41-17
Sept. 23	at LSU	L, 26-35
Sept. 30	at NC State*	L, 25-33
Oct. 7	PITTSBURGH*	W, 27-24
Oct. 13	CLEMSON*	W, 27-24
Oct. 21	at Miami*	L, 19-27
Nov. 4	at Florida State*	12:20
Nov. 11	WAKE FOREST*	TBA
Nov. 18	at Louisville*	TBA
Nov. 25	BOSTON COLLEGE*	TBA

NC STATE WOLFPACK (6-2, 4-0 ACC)

Sept. 2	vs. South Carolina	L, 28-35
Sept. 9	MARSHALL	W, 37-20
Sept. 16	FURMAN	W, 49-16
Sept. 23	at Florida State*	W, 27-21
Sept. 30	SYRACUSE*	W, 33-25
Oct. 5	LOUISVILLE*	W, 39-25
Oct. 14	at Pittsburgh*	W, 35-17
Oct. 28	at Notre Dame	L, 14-35
Nov. 4	CLEMSON*	3:30
Nov. 11	at Boston College*	TBA
Nov. 18	at Wake Forest*	TBA
Nov. 25	NORTH CAROLINA*	TBA

DUKE BLUE DEVILS (4-5, 1-5 ACC)

Sept. 2	NC CENTRAL	W, 60-7
Sept. 9	NORTHWESTERN	W, 41-17
Sept. 16	BAYLOR	W, 34-20
Sept. 23	at North Carolina*	W, 27-17
Sept. 29	MIAMI*	L, 6-31
Oct. 7	at Virginia*	L, 21-28
Oct. 14	FLORIDA STATE*	L, 10-17
Oct. 21	PITTSBURGH*	L, 17-24
Oct. 28	at Virginia Tech*	L, 3-24
Nov. 11	at Army	12:00
Nov. 16	GEORGIA TECH*	TBA
Nov. 25	at Wake Forest*	TBA