



2010-11 NOTRE DAME MEN'S BASKETBALL



ATHLETIC MEDIA RELATIONS: Joyce Center Room 112 Notre Dame, IN 46556 Fax: (574) 631-7941
 MEDIA RELATIONS CONTACTS: Bernadette Cafarelli o: (574) 631-8458 c: (574) 532-0249 cafarelli.1@nd.edu
 Sean Carroll o: (574) 631-2664 c: (574) 340-2177 carroll.64@nd.edu

2010-11 Schedule

Date	Opponent	Time
11/1	MARIAN UNIVERSITY [^]	W, 85-52
11/6	CATHOLIC UNIVERSITY [^]	W, 72-47
11/12	GEORGIA SOUTHERN	W, 98-61
11/14	LIBERTY	W, 72-51
11/17	CHICAGO STATE	W, 102-62
11/22	MAINE	7:30 p.m.
	<i>Old Spice Classic (Orlando, Fla.)</i>	
11/25	vs. Georgia (ESPN2)	7:00 p.m.
11/26	vs. California/Temple (ESPN2/ESPNU)	5/7 p.m.
11/28	vs. Boston College/Texas A&M/Wisconsin/Manhattan (ESPN2/ESPNU)	TBA
11/30	INDIANA STATE	7:30 p.m.
12/8	vs. Kentucky! (ESPN)	9:30 p.m.
12/11	GONZAGA (ESPN2)	8:30 p.m.
12/19	STONY BROOK	4:30 p.m.
12/22	UMBC	7:30 p.m.
12/29	GEORGETOWN* (ESPN2)	7:00 p.m.
1/1	at Syracuse* (ESPNU)	3:30 p.m.
1/4	CONNECTICUT*	7:00 p.m.
1/8	ST. JOHN'S* (ESPNU)	8:00 p.m.
1/10	at Marquette* (ESPN2)	7:00 p.m.
1/16	at St. John's*	Noon
1/19	CINCINNATI* (ESPN2)	7:00 p.m.
1/22	MARQUETTE*	7:00 p.m.
1/24	at Pittsburgh* (ESPN)	7:00 p.m.
2/3	at DePaul* (ESPN/ESPN2)	9:00 p.m.
2/6	RUTGERS*	Noon
2/9	LOUISVILLE* (ESPNU)	7:00 p.m.
2/12	at USF*	Noon
2/19	at West Virginia* (CBS)	1:00 p.m.
2/23	at Providence*	7:00 p.m.
2/26	SETON HALL* (ESPNU)	7:00 p.m.
2/28	VILLANOVA* (ESPN)	7:00 p.m.
3/5	at Connecticut* (ESPN/ESPN2)	2:00 p.m.

3/8-12 BIG EAST Championship (ESPN)
(Madison Square Garden; New York City)
 3/15-20 NCAA First-Third Rounds
 3/24-27 NCAA Championship Regionals
 4/2 NCAA Final Four-Semifinals (Houston, Texas)
 4/4 NCAA Final Four-Final (Houston, Texas)

[^] - Exhibition Game

! - BIG EAST/SEC Invitational (Louisville, Ky.)

* - BIG EAST Conference Game

Home events in **BOLD CAPS**

All times Eastern

Game 4 • Monday, November 22 • 7:30 p.m. (EST) Purcell Pavilion at the Joyce Center (9,154) Notre Dame, Ind.



Notre Dame Fighting Irish
 Record: 3-0, 0-0
 H: 3-0; A: 0-0; N: 0-0

Vs.

Notre Dame Leads Series 1-0



Maine Black Bears
 Record: 2-1, 0-0
 H: 1-0; A: 1-1; N: 0-0

TV: None

Live Streaming Broadcast: UND.com

Radio: Jack Nolan (play-by-play analyst)
 Jordan Cornette (color analyst)

NOTRE DAME PROBABLE STARTING LINEUP

2010-11 Statistics

No.	Player	Pos	Ht.	Wt.	Yr.	PPG	RPG	APG
1	Tyrone Nash	F	6-8	232	Sr.	11.3	7.0	3.0
21	Tim Abromaitis	F	6-8	235	Sr.	14.7	7.3	3.3
34	Carleton Scott	F	6-8	218	Sr.	9.0	8.0	3.0
0	Eric Atkins	G	6-2	173	Fr.	10.3	2.3	4.0
23	Ben Hansbrough	G	6-3	206	Sr.	20.3	3.3	4.7

Notre Dame Vs. Maine

- The Fighting Irish will conclude their season-opening four-game home stand when they play host to Maine at 7:30 p.m. (ET) on Monday at Purcell Pavilion at the Joyce Center.
- This will be the second meeting all-time between the Irish and Black Bears. Notre Dame topped Maine 79-55 during the 1981-82 campaign at the Joyce Center.
- Maine is a member of the America East Conference. The Black Bears are one of three America East teams on Notre Dame's 2010-11 slate. The Irish will also face America East foes Stony Brook (Dec. 19) and UMBC (Dec. 22) during their non-conference schedule.
- The Irish are 11-0 against current teams from the America East Conference. Notre Dame's last game versus an America East school was a 74-67 victory over Boston University during the 2008-09 campaign.
- Maine brings a 2-1 record into Monday's contest. The Black Bears are coming off a 95-44 win over Maine-Machias on Friday night.

Coaching Against His Old Conference

- Playing an America East foe will be nothing new for Notre Dame head coach Mike Brey. Brey spent five seasons at Delaware (1995-2000) while the Blue Hens were part of the America East Conference.
- Brey posted a 60-30 league record at Delaware. He and the Blue Hens captured



NOTRE DAME 2010-11 ROSTER

2010-11 Statistics

No.	Player	Pos	Ht.	Wt.	Yr.	PPG.	RPG	Hometown/High School
0	Eric Atkins	G	6-2	173	Fr.	10.3	2.3	Columbia, Md./Mount Saint Joseph
1	Tyrone Nash	F	6-8	232	Sr.	11.3	7.0	Queens, N.Y./Lawrence Woodmere Academy & Northfield Mt. Hermon
5	Tom Kopko	G	6-2	187	Sr.	0.0	0.7	Chicago, Ill./St. Laurence
12	Alex Dragicevich	G	6-8	215	Fr.	4.3	1.3	Northbrook, Ill./Glenbrook North
14	Scott Martin	G	6-8	219	Sr.	6.5	4.0	Valparaiso, Ind./Valparaiso
21	Tim Abromaitis	F	6-8	235	GS	14.7	7.3	Unionville, Conn./Farmington
22	Jerian Grant	G	6-5	185	Fr.	--	--	Bowie, Md./DeMatha
23	Ben Hansbrough	G	6-3	203	Sr.	20.3	3.3	Poplar Bluff, Mo./Poplar Bluff
25	Tom Knight	F	6-10	253	So.	2.3	2.3	Dixfield, Maine/Dirigo
32	Joey Brooks	G	6-6	215	So.	5.3	3.3	Houston, Texas/Strake Jesuit College Prep
33	Mike Broghammer	F	6-9	248	So.	3.0	2.3	Orono, Minn./Hopkins
34	Carleton Scott	F	6-8	218	Sr.	9.0	8.0	San Antonio, Texas/James Madison
45	Jack Cooley	F	6-9	244	So.	5.7	5.0	Glenview, Ill./Glenbrook South

Head Coach: Mike Brey (George Washington '82)

Assistant Coach: Anthony Solomon (Virginia '87)

Assistant Coach: Rod Balanis (Georgia Tech '93)

Assistant Coach: Martin Ingelsby (Notre Dame '01)

Coordinator of Basketball Operations: Harold Swanagan (Notre Dame '02)

Athletic Trainer: Skip Meyer (Central Connecticut State '74)

Pronunciation Guide

Tim Abromaitis	ab-row-MY-tis
Jack Cooley	COOL-ee
Mike Broghammer.....	BROGE-ham-mer
Alex Dragicevich	Drag-ee-vich
Jerian Grant.....	JARE-in
Ben Hansbrough.....	HANDS-bro
Tom Kopko	cop-COE

National Polls (Preseason)

AP Top 25

1. Duke
2. Michigan State
3. Kansas State
4. Ohio State
5. Pittsburgh
6. Villanova
7. Kansas
8. North Carolina
9. Florida
10. Syracuse
11. Gonzaga
12. Kentucky
13. Illinois
14. Purdue
15. Missouri
16. Butler
- 17t. Baylor
- 17t. Washington
19. Memphis
20. Georgetown
21. Temple
22. Virginia Tech
23. BYU
24. Tennessee
25. San Diego State

ESPN/USA Today Coaches Poll

1. Duke
2. Michigan State
3. Kansas State
4. Pittsburgh
5. Ohio State
6. Kansas
7. Villanova
8. North Carolina
9. Purdue
10. Florida
11. Syracuse
12. Gonzaga
13. Kentucky
14. Missouri
15. Washington
16. Illinois
17. Baylor
18. Butler
19. Memphis
20. Temple
21. Georgetown
22. Texas
23. Tennessee
24. Virginia Tech
25. Wisconsin

Series vs. Maine

Notre Dame leads 1-0

Home: 1-0, Away: 0-0, Neutral: 0-0

Date	Site	Result
1-27-82	Notre Dame, Ind.	W, 79-55

the conference title in 1998 and 1999. Brey guided Delaware to postseason play during his final three seasons at the school (2 NCAA, 1 NIT).

- Brey went 6-6 against Maine during his time with the Blue Hens.

Maine Bench Has A Familiar Face

- Maine assistant coach Chris Markwood is a familiar face to Irish fans. Markwood, a 2005 Maine graduate, started his career at Notre Dame before transferring to Maine in December of 2002.
- Markwood played in 24 career outings with the Irish. He missed the 2000-01 season after undergoing knee surgery and played in 18 of 33 contests during the 2001-02 campaign.

So Far So Good

- Notre Dame is off to a 3-0 start for the third straight season and for the seventh time during the Mike Brey era.
- The Fighting Irish opened the season with a 98-61 victory over Georgia Southern and followed that up with a 72-51 triumph of Liberty. Notre Dame made it three wins in a row by taking down Chicago State 102-62 on Wednesday.

Double-Double Times Three

- **Tim Abromaitis**, **Tyrone Nash** and **Carleton Scott** all notched a double-double in the win over Chicago State on Wednesday. It marked the first time three Irish players all recorded a double-double in the same game since Jan. 23, 2010 versus DePaul when Luke Harangody Ben Hansbrough and Nash accomplished the feat.
- For Abromaitis, it was his second career double-double as he tallied 21 points and a career-high tying 10 rebounds. He also had a career-high seven assists in the contest. His first career double-double came last season versus Rutgers (17 pts., 10 rebs.).
- It also was the second career double-double for Nash, who had 11 points and 10 rebounds to go along with a career-high seven assists.
- Scott posted his fourth career double-double with 17 points and 11 boards. The 17 points tied a career-high total. Scott had a double-double in three of the final six contests last season.



Number of Career Games Led Irish In ...

Tim Abromaitis		Ben Hansbrough	
Scoring	7	Scoring	8
Blocks	5	Assists	16
Steals	6	Rebounds	3
Assists	3	Steals	13
Rebounds	3	Blocks	4
Eric Atkins		Tyrone Nash	
Assists	1	Steals	11
		Blocks	15
Mike Broghammer		Rebounds	6
Steals	1	Assists	8
Blocks	1		
Joey Brooks		Carleton Scott	
Steals	4	Blocks	24
		Steals	5
		Rebounds	8
Jack Cooley		Assists	2
Steals	1		
Blocks	2		

Free-Throw Shooting in Final Five Minutes and Overtime:

Tim Abromaitis	1-2 (.500)
Eric Atkins	0-0 (.000)
Mike Broghammer	0-0 (.000)
Joey Brooks	1-4 (.250)
Jack Cooley	0-0 (.000)
Alex Dragicevich	4-4 (1.000)
Jerian Grant	0-0 (.000)
Ben Hansbrough	0-0 (.000)
Tom Knight	1-1 (1.000)
Tom Kopko	0-0 (.000)
Scott Martin	0-2 (.000)
Tyrone Nash	0-0 (.000)
Carleton Scott	0-0 (.000)
Total	7-13 (.538)
Opponents	9-11 (.818)

Irish On The Road Under Brey

	Away	Neutral	Overall
2010-11	0-0	0-0	0-0
2009-10	3-6	3-3	6-9
2008-09	3-8	3-4	6-12
2007-08	5-4	3-4	8-8
2006-07	3-5	3-3	6-8
2005-06	4-7	0-2	4-9
2004-05	4-6	0-1	4-7
2003-04	6-5	2-1	8-6
2002-03	4-5	6-3	10-8
2001-02	8-4	5-3	13-7
2000-01	6-4	2-2	8-6
Totals	46-54	27-26	73-80
	(.460)	(.509)	(.477)

Topping The Century Mark

- In the 102-62 victory over Chicago State on Wednesday, Notre Dame reached the 100-point mark for the first time since a 101-69 win over Bucknell last season (Dec. 22, 2009). It was the 13th time a Fighting Irish team has scored 100-plus points during the Mike Brey era.
- It was the first victory of at least 40 points for the Irish since a 108-62 win over Northern Illinois on Dec. 8, 2007.

Novembers To Remember

- Notre Dame head coach Mike Brey never has lost a home game in November during his 10-plus seasons with the Fighting Irish. Notre Dame is 33-0 all-time at Purcell Pavilion at the Joyce Center in November under Brey.
- Notre Dame teams traditionally have played well under Brey during the month of November. In his 11 seasons on the Irish bench, Brey's teams have compiled a 44-7 (.863) record.

Hansbrough Staying Hot

- Senior guard **Ben Hansbrough** has led the Fighting Irish in scoring during all three games this season. He is averaging 20.3 points per game and has a team-best 14 assists. Hansbrough is 15-25 (.600) from three-point range this season.
- Against Chicago State on Wednesday, Hansbrough hit a single-game career-high six three pointers en route to tallying 22 points. It was the second time this season that he has hit the 20-point plateau. He has scored 20-plus points nine times during his career, including five times while at Notre Dame. Hansbrough has reached double-digits 52 times in his career, including 26 times with the Irish.
- Hansbrough posted 20 points in the season opener against Georgia Southern. With his 12th point of the contest, Hansbrough reached the 1,000th point mark for his career that spans two playing seasons at Mississippi State (2006-08) and one at Notre Dame (2009-10).

Rookie On A Roll

- On Wednesday versus Chicago State, **Eric Atkins** became the first Irish freshman to start a game since Luke Harangody and Tory Jackson started against Winthrop in the first round of the 2007 NCAA Tournament.
- With his 12 points against Chicago State, Atkins became the first Irish freshman to reach double figures in consecutive games since Haranody did so during the 2006-07 campaign. Atkins deposited 10 points against Liberty on Nov. 14.
- Atkins is averaging 10.3 points per game and he is second on the team with 12 assists. He is averaging 25.3 minutes per game and boasts a 3.0 assist-to-turnover ratio.

Nash Notches A Career Day

- Senior forward **Tyrone Nash** tied a single-game career-high total with 16 points against Liberty on Nov. 14. He also netted 16 last season against St. John's.
- Nash made a single-game career-best 12 free throws, on a career-high 15 attempts, against the Flames. His previous high for makes from the charity stripe was seven on two occasions. Nash is 18-23 (.783) from the free throw line this season.

Ironmen

- **Tim Abromaitis**, **Ben Hansbrough** and **Tyrone Nash** all have played in the past 38 contests. Nash and Hansbrough both have started all 38 of those contests. Overall, Nash has played in a team-best 53 straight contests. The last game he did not play in was at Cincinnati on Feb. 4, 2009.

Clamping Down

- Notre Dame has held each of its first three opponents this season to under 36% shooting from the field. Irish foes are shooting just 34.5% from the field and 28.8% from three-point range.

Hitting The Glass

- The Fighting Irish have out-rebounded their opponents 147-91 this season, including a 53-29 edge on the offensive glass. On average, Notre Dame is hauling down 18.7 more rebounds per game than its foes. The Irish held a 59-28 rebounding advantage over Chicago State on Wednesday.

A Passing Grade

- Notre Dame has registered 66 assists on its 90 made field goals this season. As a team, the Irish boast a 2.13 assist-to-turnover ratio.



2010-11 BIG EAST STANDINGS

(as of games played on Nov. 21)

	Overall Record	BIG EAST Record
Georgetown	5-0	0-0
Pittsburgh	5-0	0-0
Marquette	4-0	0-0
Providence	4-0	0-0
Syracuse	4-0	0-0
Villanova	4-0	0-0
NOTRE DAME	3-0	0-0
Cincinnati	2-0	0-0
Connecticut	2-0	0-0
Louisville	2-0	0-0
West Virginia	3-1	0-0
Rutgers	2-1	0-0
Seton Hall	2-2	0-0
USF	2-2	0-0
DePaul	1-1	0-0
St. John's	1-1	0-0

Players of the Week

NA

Rookies of the Week

NA

Notre Dame Weekly Honor Roll Honorees

NA

Draining From Deep

• The Irish have drained 10 or more three pointers in each of the past two games. Notre Dame went 10-28 from behind the arc against Liberty and followed that up with a season-high 12 treys, on 31 attempts, against Chicago State.

Notre Dame Continues Streak In Season Openers

• With its 98-61 win over Georgia Southern, Notre Dame is now 88-18 (.830) in season openers and 37-6 (.860) all-time in openers at Purcell Pavilion at the Joyce Center.
• Irish teams now are 11-0 all-time in season openers under head coach Mike Brey.

Impressive Opening Debut

• Notre Dame's season-opening win against Georgia Southern produced several impressive statistics in the 98-61 victory.
• The 98 points put up by the Irish were the highest point total in a season opener since a 99-53 victory over New Hampshire to start the 2001-02 season.
• The 37-point margin of victory was the largest in a season opener since a 43-point win (92-49) against IPFW to start the 2006-07 campaign.
• The 62 points scored by the Irish in the first half en route to a 62-23 halftime lead matched the most ever by Notre Dame team under head coach Mike Brey. Previously, Notre Dame had 62 points in the first half against Loyola-Chicago on Nov. 22, 2000.
• Georgia Southern's five first-half field goals tied for the fewest by an opponent in the Mike Brey era.

Home Cooking

• Notre Dame will open up the season by playing its first four games at home and will play eight of its 12 non-league opponents at home before opening up BIG EAST play against Georgetown on Wednesday, Dec. 29.
• Notre Dame's first games away from Purcell Pavilion at the Joyce Center will be at the Old Spice Classic at the ESPN Wide World of Sports Complex in Orlando, Fla., Nov. 25-28. The Irish open up play on Thanksgiving evening (Thursday, Nov. 25) versus Georgia and then will play either California or Temple in second-round action on Friday, Nov. 26. In the third game of the tournament on Sunday, Nov. 28, the Irish will play either Boston College, Texas A&M, Wisconsin or Manhattan.
• Notre Dame also travels to Louisville, Ky., on Wednesday, Dec. 8 for a match-up against Kentucky in the SEC/BIG EAST Invitational. The game, which will be played at Freedom Hall, is part of a doubleheader that evening (the other game features Seton Hall and Arkansas). The Wildcats head into the 2010-11 campaign ranked 11th in the Associated Press and 10th in the ESPN/USA Today preseason rankings.
• Notre Dame's marquee matchup at home will be against Gonzaga on Saturday, Dec. 11. The first-ever matchup between the two schools is part of a two-game series. The Irish will head to Spokane during the 2011-12 campaign. The Zags are ranked 12th in both preseason polls.

Home Court Advantage

• Notre Dame has won 72 of its last 78 (.923) home games and is 31-5 (.861) in its last 36 BIG EAST regular-season home contests.

Jack Attack

• The Georgia Southern game also brought the best out of **Jack Cooley** as reached double figures for the first time in his career with a career-high 11 points (4-5 from the field and 3-3 from the free-throw line) and six rebounds in 16 minutes.

Tom Knight Gets Into The Act

• After sitting out all of last season, **Tom Knight** scored the first points of his career in the season opener against Georgia Southern as he finished with seven points and four rebounds in nine minutes of action.

No Opening Game Jitters For These Rookies

• Freshmen **Eric Atkins** and **Alex Dragicevich** showed little signs of opening night jitters in their collegiate debuts Friday night against Georgia Southern. Atkins played 22 minutes and scored nine points, grabbed three rebounds and dished off three assists. He made all four of field goal attempts and turned the ball over just twice. Dragicevich played 10 minutes and finished with nine points and grabbed three rebounds.



2010-11 Mike Brey Radio Show

The Mike Brey Radio Show is broadcast live from Legends on the campus of the University of Notre Dame. on Thursday nights at 7:00 pm during the basketball season. Irish fans can join head coach Mike Brey as well as Irish players for an in-depth look inside Notre Dame basketball. Notre Dame Men's Basketball Network play-by-play announcer Jack Nolan hosts the show which can be heard locally on NewsTalk 960 WSBT- AM and worldwide on www.und.com. The show will re-air on Friday nights on College Sports Nation on Sirius Radio (122) and XM (143).

Schedule

Show #1	Thursday December 2
Show #2	Thursday December 9
Show #3	Thursday December 16
Show #4	Thursday December 30
Show #5	Thursday January 6
Show #6	Thursday January 13
Show #7	Thursday January 20
Show #8	Thursday January 27
Show #9	Monday February 7
Show #10	Thursday February 17
Show #11	Thursday February 24
Show #12	Thursday March 3

2010-11 BIG EAST Teleconferences

(Contact the BIG EAST Conference for teleconference number information)

Jan. 6, Jan. 20, Feb. 3 and Feb. 17

11:00 a.m.	Buzz Williams, Marquette
11:08 a.m.	Bob Huggins, West Virginia
11:16 a.m.	Keno Davis, Providence
11:24 a.m.	Jim Calhoun, Connecticut
11:32 a.m.	Steve Lavin, St. John's
11:40 a.m.	Jamie Dixon, Pittsburgh
11:48 a.m.	Kevin Willard, Seton Hall
11:56 a.m.	John Thompson III, Georgetown

Jan. 13, Jan. 27, Feb. 10 and Feb. 24

11:00 a.m.	Jay Wright, Villanova
11:08 a.m.	Stan Heath, USF
11:16 a.m.	Mike Brey, Notre Dame
11:24 a.m.	Mike Rice, Rutgers
11:32 a.m.	Oliver Purnell, DePaul
11:40 a.m.	Mick Cronin, Cincinnati
11:48 a.m.	Jim Boeheim, Syracuse
11:56 a.m.	Rick Pitino, Louisville

Watch the Irish on UND.com ...

UND.com, the official web site of the University of Notre Dame athletics department, will feature a free broadcast for all Notre Dame non-conference home games during the 2010-11 season. The live streaming feed will feature the official radio play-by-play call from Jack Nolan and LaPhonso Ellis. Here is the list of games that will be carried by und.com ...

Nov. 12	Georgia Southern	8:30 p.m. (ET)
Nov. 14	Liberty	2:00 p.m. (ET)
Nov. 17	Chicago State	7:30 p.m. (ET)
Nov. 22	Maine	7:30 p.m. (ET)
Nov. 30	Indiana State	7:30 p.m. (ET)
Dec. 19	Stony Brook	4:30 p.m. (ET)
Dec. 22	UMBC	7:30 p.m. (ET)

2010-11 Notre Dame Basketball Radio Affiliates

Notre Dame Sports Properties originates the Notre Dame Radio Network which includes: WSBT AM 960 (South Bend, Ind.); WLS AM 890 (Chicago, Ill.); WXNT-AM 1430 in Indianapolis, Ind.; WNUY-FM 100.1 (Fort Wayne, Ind.); WRSW ESPN 1480 AM (Warsaw, Ind.); WEFM FM 95.9 (Michigan City, Ind.); WLUV-AM 1520 (Rockford, Ill.); WVIL-FM 101.3 (Jacksonville/Peoria, Ill.); WJLS-AM 560 (Beckley, W.Va.); WKXX-AM 1600 (Wheeling, W.Va.); SIRIUS Satellite (159) and XM Radio (117); and worldwide on www.und.com.

377 And Counting

• Heading into tonight's game against Maine, Notre Dame has made at least one three-pointer in 377 straight contests dating back to the 1998-99 campaign. The Fighting Irish have made at least one three pointer during every game of the Mike Brey era. The last time an Irish team failed to hit a three-pointer in a game was in a 101-70 loss to Connecticut at the Hartford Civic Center on Jan. 12, 1999. Notre Dame finished 0-7 from beyond the arc in that contest. In 2008-09, the Irish set a single-season three-point record with 319.

Conference Call

• Notre Dame will face three America East Conference schools during the 2010-11 campaign — Maine (Nov. 22), Stony Brook (Dec. 19) and UMBC (Dec. 22). Irish teams are 11-0 all-time versus schools from the America East. The Irish also will meet two SEC foes during the season when they play Georgia in the Old Spice Classic on Nov. 25 and Kentucky in the SEC/BIG EAST Invitational on Dec. 8.

Irish Take Shot At Fifth Straight 20-Win Campaign

• Notre Dame will be aiming for its fifth consecutive 20-win campaign and eighth in the last 11 seasons under head coach Mike Brey. The last time Irish teams reached the 20-win mark in five straight campaigns was from 1983-89 when those Notre Dame squads under Digger Phelps strung together six consecutive 20-win seasons.

Postseason Stretch

• Notre Dame has earned appearances in the postseason in each of the last 11 years, which marks the longest stretch in school history. The Irish have been to the NCAA Tournament on six occasions and the National Invitation Tournament (NIT) five times during this current stretch. Under head coach Mike Brey, Notre Dame has played in the NCAAs six times and NIT four times.

BIG EAST Formula For Success

• Since his arrival at Notre Dame, head coach Mike Brey has led the Irish to a 98-68 (.590) record in BIG EAST regular-season games and a 6-10 mark in tournament play for an overall record of 104-78 (.571) against league foes. Brey's Irish teams have won 10 or more conference regular-season games in six of his 10 seasons. Prior to his arrival at Notre Dame, Irish teams had just a 35-53 (.398) regular-season record from 1995-2000.

BIG EAST Turnaround

• During head coach Mike Brey's tenure, Irish teams have only had two losing seasons in BIG EAST play — 6-10 in 2005-06 and 8-10 in 2008-09. Since the 2005-06 campaign when the Irish finished 6-10 after beginning the BIG EAST regular-season with a 1-8 record, Notre Dame has gone 48-29 (.623) over the last 77 regular-season contests. In addition to Notre Dame, only four other BIG EAST teams have had records of .500 or better eight or more times — Pittsburgh and Syracuse (nine times) and Notre Dame, Connecticut and Villanova (eight times).

BIG EAST Repeats

• For the fourth consecutive season, Notre Dame will meet Connecticut in a home-and-home series during the 2010-11 BIG EAST regular season. In addition to the Huskies, the Irish also are slated to play Marquette and St. John's twice this season. This will be the fourth year since the expansion to 16 teams that the Conference will employ an 18-game regular-season slate with all team playing each other once and three opponents twice in a home-and-away format. Notre Dame's single-game home opponents will be Cincinnati, Georgetown, Louisville, Rutgers, Seton Hall and Villanova. The road slate also will feature visits to DePaul, Pittsburgh, Providence, USF, Syracuse and West Virginia.

Irish Set To Meet Kentucky In DIRECTV SEC/BIG EAST Invitational

• Notre Dame is scheduled to make its first-ever appearance in the DIRECTV SEC/BIG EAST Invitational in 2010 as the Irish are scheduled to meet Kentucky at Freedom Hall in Louisville, Ky., on Wednesday, Dec. 8 in a game that will be televised on ESPN. The contest is part of a doubleheader that evening (Seton Hall will face Arkansas in the other game).

• Notre Dame and Kentucky have met at Freedom Hall on 32 occasions with the first contest played in January 1937. The Wildcats own a 32-9 advantage in the games the two schools have played at Freedom Hall. The last time the Notre Dame and Kentucky faced each other at Freedom Hall was on Jan. 31, 1988 as the Wildcats earned a 78-69 victory.



2010-11 BIG EAST Preseason Coaches' Poll

	Pts.
1. Pittsburgh (12)	222
2. Villanova (1)	208
3. Syracuse (2)	187
4. Georgetown	173
5. West Virginia	164
6. St. John's (1)	145
7. NOTRE DAME	123
8. Louisville	121
Marquette	121
10. Connecticut	113
11. Seton Hall	104
12. Cincinnati	91
13. USF	54
14. Providence	36
15. Rutgers	32
16. DePaul	26

*First-place votes in parentheses

BIG EAST Preseason Player of the Year

Austin Freeman, Georgetown, Sr., G

BIG EAST Preseason Rookie of the Year

Fab Melo, Syracuse

Preseason All-BIG EAST First Team

Austin Freeman, Georgetown, Sr., G
Kemba Walker, Connecticut, Jr., G
Ashton Gibbs, Pittsburgh, Jr., G
Jeremy Hazell, Seton Hall, Sr., G
Corey Fisher, Villanova, Sr., G
Kevin Jones, West Virginia, Jr., F

Preseason All-BIG EAST Second Team

Chris Wright, Georgetown, Sr., G
Jimmy Butler, Marquette, Sr., F

Tim Abromaitis, Notre Dame, Sr., F

D.J. Kennedy, St. John's, Sr., G/F
Kris Joseph, Syracuse, Jr., F

Preseason All-BIG EAST Honorable Mention

Yancy Gates, Cincinnati, Sr., F
Darius Johnson-Odom, Marquette, Jr., G
Rick Jackson, Syracuse, Sr., F

Irish To Appear On Three BIG Monday Broadcasts

• As part of its 18-game national television slate in 2010-11, Notre Dame will be part of three ESPN Big Monday broadcasts. The first appearance for the Fighting Irish will be when head coach Mike Brey's squad travels to the Bradley Center in Milwaukee, Wis., to take on Marquette at 7:00 p.m. (ET) on Jan. 10 in a game that will be shown on ESPN2. Notre Dame's matchup at Pittsburgh on Jan. 24 at 7:00 p.m. (ET) at the Petersen Events Center will be shown on ESPN. The ESPN Big Monday cameras will make their only appearance at Purcell Pavilion at the Joyce Center at 7:00 p.m. (ET) on Feb. 28 when the Irish take on Villanova.

Lights, Camera, Action

• More than half of the 144 regular-season BIG EAST Conference men's basketball games will be seen on national television during the 2010-11 season, once again giving BIG EAST teams unprecedented exposure on the nation's leading television outlets. In total 73 of the regular-season contests will be on national television — either on CBS Sports, ESPN, ESPN2 or ESPNU. This will mark the fourth straight season in which all 144 regular-season league games will be televised.

106 Years Young

• The 2010-11 campaign marks the 106th season of basketball at Notre Dame and the 16th season as a member of the BIG EAST Conference. Notre Dame teams have posted a 1677-920 record for a .646 winning percentage. In 15 seasons as a member of the BIG EAST, the Irish own a 133-121 (.523) record all-time in conference regular-season play.

The Captains

• Seniors **Tim Abromaitis**, **Ben Hansbrough**, **Tyrone Nash** along with junior **Carleton Scott** will serve as captains during the 2010-11 season. All four will be captains for the first time in their careers.

Elder Statesman

• Mike Brey is in his 11th season along the Irish sidelines and is the third-longest tenured coach in the BIG EAST, behind only Jim Boeheim of Syracuse and Jim Calhoun of Connecticut. Brey stands sixth all-time in the BIG EAST with 100 victories (104-78 overall that includes regular-season and tournament contests). He is the sixth coach in BIG EAST history to record 100 conference wins.

BIG EAST All-Time Winningest Coaches By Victories

(Includes conference regular-season and championship games)

1. Jim Boeheim, Syracuse	371
2. Jim Calhoun, Connecticut	289
3. John Thompson, Georgetown	231
4. Lou Carnesecca, St. John's	139
5. Rollie Massimino, Villanova	123
6. Mike Brey, Notre Dame	104

Basketball Bloodlines

• This year's Notre Dame roster features several players with some strong basketball bloodlines:

• **Tim Abromaitis** - His father, Jim, played basketball at the University of Connecticut (1975-80) and was drafted by the New Jersey Nets. His brother, Jason, played basketball at Yale (2003-07).

• **Mike Broghammer** - His uncle, Christian Laettner, played professional basketball for 13 seasons and was a member of the 1992 gold medal Dream Team. He played for Duke University (1988-92) and led the Blue Devils to national championships in 1991 and 1992.

• **Joey Brooks** - His father, Lott J. Brooks, III, played professional college basketball at Eckerd College (1974-78).

• **Jerian Grant** - His father, Harvey, played basketball at the University of Oklahoma (1986-88), and was the 12th pick overall in the 1988 NBA Draft and played from 1988-99 in the NBA. His uncle, Horace Grant, played at Clemson, and was the 10th overall pick in the NBA Draft by the Chicago Bulls. He is the owner of four NBA championship rings. His older brother, Jerai, is a senior on the Clemson basketball team, while a younger brother, Jerami is a junior on the DeMatha basketball team.

• **Ben Hansbrough** - His brother, Tyler, played basketball at the University of North Carolina (2005-09). A three-time All-American, he was the 2008 National Player of the Year and led the Tar Heels to the 2009 national championship. Currently, he is in his second season with the Indiana Pacers, and was the 13th pick overall in the 2009 NBA Draft.



Hitting The Century Mark

Notre Dame has scored at least 100 points 13 times during the Mike Brey era. Most recently, the Fighting Irish deposited 102 points on Wednesday versus Chicago State. Here are Notre Dame's 100-point outputs during Brey's tenure.

Date	Opponent	Result
11/18/00	Sacred Heart	W, 104-58
11/22/00	Loyola (Chicago)	W, 107-68
2/9/02	at Georgetown (4ot)	W, 116-111
12/14/02	DePaul	W, 102-71
1/25/03	at Boston College (ot)	W, 101-96
2/18/06	at Seton Hall	W, 102-91
12/28/06	Rider	W, 101-51
1/30/07	at Syracuse	W, 103-91
12/8/07	Northern Illinois	W, 108-62
12/2/08	South Dakota	W, 102-76
2/21/09	at Providence	W, 103-84
12/22/09	Bucknell	W, 101-69
11/17/10	Chicago State	W, 102-62

Taking Care Of The Basketball

Under Irish head coach Mike Brey, Notre Dame always has been a team that has had a high number of assists and very few turnovers. Here's a look at the Irish under Brey:

	FGs	Assts	TOs	Asst/Bskt	Asst/TO
2000-01	814	527	434	.647	1.21
2001-02	934	629	435	.673	1.45
2002-03	917	558	446	.609	1.25
2003-04	766	434	329	.567	1.32
2004-05	671	415	341	.618	1.22
2005-06	772	468	364	.606	1.29
2006-07	869	552	414	.635	1.33
2007-08	914	608	429	.665	1.42
2008-09	988	601	343	.608	1.75
2009-10	918	585	362	.637	1.62
2010-11	90	66	31	.733	2.13

- **Tom Knight** - His father, Karl, played basketball at Bowdoin (1976-80).

DeMatha Connection

• **Jerian Grant** is the first Irish basketball player from DeMatha to attend Notre Dame during the Mike Brey era. Brey played and coached at DeMatha and also is the alma mater of assistant coach Rod Balanis. Former Irish players who also played at DeMatha include Bob Whitmore (1967-69), Sid Catlett (1969-71) and Adrian Dantley (1974-76).

Irish Ink One For 2011

- **Pat Connaughton**, a 6-5, 195-pound swingman from Arlington, Mass., was the lone early-November 2011 signee for head coach Mike Brey.
- A four-year starter at St. John's Prep in Danvers, Mass., Connaughton averaged 24.0 points and 17.9 rebounds in 2009-10 as he led St. John's to one of the best seasons in program history as the squad finished with a 21-3 marks that included a 15-game win streak during the season. In addition, his squad won the Catholic Conference championship and finished the regular season with a 7-1 league record. His team was ranked seventh in the final Massachusetts state polls after making the school's first appearance since 1974 in the Division 1 state finals.
- Connaughton was the only junior selected to the Boston Globe Super Team and the Boston Herald High Dream Team. He was selected as Most Valuable Player (MVP) of the Catholic Conference and was named to the Catholic Conference All-Star Team. In addition, he was selected as his team's MVP and served as team captain.
- He is ranked 73rd nationally by Scout.com and 100th by ESPNU.

Brey Serving as Chairman of NCAA Men's Basketball Rules Committee

- **Mike Brey** was elected chair of the 2010-11 NCAA Men's Basketball Rules Committee in May 2010 and is serving his fourth year on the rules committee.

Adidas And Notre Dame Unveil Lightest, Most Technologically Advanced College Basketball Uniforms

- At the start of the 2010-11 basketball season, adidas and the University of Notre Dame basketball teams unveiled the lightest and most technologically advanced college basketball uniforms ever. Designed and developed by adidas, the uniforms are 30 percent lighter and dry twice as fast as previous uniforms to help enhance the Fighting Irish's performance by keeping players cooler, drier and more comfortable on the court.
- The new Notre Dame uniforms, made from 60 percent recycled materials, feature adidas' Formotion technology, which reduces seams, decreases friction between the garment and the player's skin and optimizes the player's natural movement through specially constructed material. adidas reduced uniform weight and increased player comfort by switching front and back numbers from heavier, dense materials to a more breathable mesh.
- The new Notre Dame uniform absorbs moisture in less than three seconds as a result of adidas CLIMACOOL fabrics. The jersey moves heat and sweat away from the body through a combination of moisture management materials, ventilation channels and three dimensional garments, helping the uniform dry twice as quickly.
- Along with Notre Dame, 10 other schools will debut the new uniforms this season, including University of Cincinnati, Indiana University, University of Kansas, University of Louisville, University of Michigan, University of Nebraska, North Carolina State University, University of Tennessee, UCLA and University of Wisconsin.
- In addition to the NCAA teams wearing the new uniforms, all 30 NBA teams will wear Revolution 30 jerseys this season featuring similar adidas technology.



GAME-BY-GAME STARTING LINEUPS

Date	Opponent (Result)	Starting Lineup	No. of Times	Record With Lineup
11/12	Georgia Southern (W, 98-61)	Abromaitis-Hansbrough-Martin-Nash-Scott	1	1-0
11/14	Liberty (W, 72-51)	Abromaitis-Hansbrough-Martin-Nash-Scott	2	2-0
11/17	Chicago State (W, 102-62)	Abromaitis-Atkins-Hansbrough-Nash-Scott	1	1-0

Notre Dame's Record in 2010-11 when ...

Played at the Purcell Pavilion.....	3-0	Plays on Television	0-0
Played on the road.....	0-0	Plays in November	3-0
Played at a neutral site.....	0-0	Plays in December	0-0
BIG EAST Conference record (all games)	0-0	Plays in January	0-0
Non-conference record	3-0	Plays in February	0-0
Leading at halftime	3-0	Plays in March.....	0-0
Trailing at halftime.....	0-0	Plays in Day Games.....	1-0
Tied at halftime.....	0-0	Plays in Night Games	2-0
Playing an overtime game.....	0-0	Plays on Sundays	1-0
Shoots .500 or better	0-0	Plays on Mondays.....	0-0
Shoots .500 or less.....	3-0	Plays on Tuesdays	0-0
Opponents shoots .500 or less.....	3-0	Plays on Wednesdays	1-0
Shoots better than opponent.....	3-0	Plays on Thursdays.....	0-0
Shoots worse than opponent.....	0-0	Plays on Fridays.....	1-0
Shoots same as opponent	0-0	Plays on Saturdays	0-0
Makes more free throws than opponent.....	2-0	Final Margin is 5 points or less	0-0
Makes less free throws than opponent	1-0	Final Margin is 6-10 points	0-0
Same number of free throws	0-0	Final Margin is 11-20 points	0-0
Outrebounds opponents	3-0	Final Margin is 20-plus points.....	3-0
Outrebounded by opponent	0-0	Has a player score 20-plus points	2-0
Same number of rebounds.....	0-0	Has a player score 30-plus points	0-0
Has more turnovers than opponent.....	0-0	Scores 59 points or less	0-0
Has fewer turnovers than opponent.....	3-0	Scores 60-69 points.....	0-0
Has same number of turnovers	0-0	Scores 70-79 points.....	1-0
Bench outscores opponent's bench.....	2-0	Scores 80-89 points	0-0
Outscored by opponent's bench	0-0	Scores 90-plus points.....	2-0
Bench points are the same.....	1-0		
Plays a ranked opponent.....	0-0		
Makes 10 or more three-pointers	2-0		
No Notre Dame player fouls out.....	3-0		
One Notre Dame player fouls out.....	0-0		
Two or more Notre Dame players foul out.....	0-0		
Wears White Uniforms	2-0		
Wears Blue Uniforms	0-0		
Wears Gold Uniforms.....	1-0		
Wears Black Uniforms.....	0-0		
Plays in an In-Season Tournament.....	0-0		



Head Coach Mike Brey

2007 & 2008 BIG EAST Coach of the Year
Third Longest Tenured Coach in BIG EAST
Record at Notre Dame: 214-113 (.654)
Overall Record: 313-165 (.655)

- 24-year veteran of the college ranks...
 - University of Notre Dame (head coach)
2000-10 (11th season)
 - University of Delaware (head coach)
1995-2000 (five seasons)
 - Duke University (assistant coach)
1987-95 (nine seasons)

	Overall	BIG EAST (regular season)
2000-01	20-10	11-5 (1st place-West Division)
2001-02	22-11	10-6 (2nd place-West Division)
2002-03	24-10	10-6 (3rd place-West Division)
2003-04	19-13	9-7 (7th place)
2004-05	17-12	9-7 (6th place)
2005-06	16-14	6-10 (t11th place)
2006-07	24-8	11-5 (4th place)
2007-08	25-8	14-4 (t2nd place)
2008-09	21-15	8-10 (t9th place)
2009-10	23-12	10-8 (t7th place)
2010-11	3-0	0-0
	214-113 (.654)	98-68 (.590)

- Has guided eight of his 15 teams to NCAA tournament play; has led a team to postseason play 13 times (five NIT appearances)
- Has mentored two BIG EAST Player of the Year honorees — Troy Murphy (2001) and Luke Harangody (2008) — and nine first-team all-BIG EAST honorees
- Spent eight years as an assistant coach under Mike Krzyzewski at Duke and during that time the Blue Devils advanced to the Final Four six times and won national championships in both 1991 and '92
- Played at DeMatha High School under legendary coach Morgan Wootten and graduated from there in 1977. Also served as an assistant coach for Wootten from 1982-87
- Received DeMatha High School's Distinguished Alumnus Award in October 2003
- Awarded an honorary monogram by the Notre Dame Monogram Club in December of 2006 and inducted in University of Delaware Athletic Hall of Fame in November of 2007
- Recipient of 2003 Coaches vs. Cancer Champion Award in recognition of his fund-raising efforts for the Coaches vs. Cancer Program and a member of the CVC National Council
- Along with wife Tish received the Distinguished Service Award and the 2007 March of Dimes Franklin D. Roosevelt Award. The couple has raised nearly \$2 million for the South Bend/Michiana area



Mike Brey vs. Ranked Opponents:

Overall: 30-62

at Notre Dame: 30-55

(2009-10: 4-4; 2008-09: 3-9; 2007-08: 2-6; 2006-07: 4-2;
2005-06: 1-7; 2004-05: 2-5; 2003-04: 2-8; 2002-03: 5-6;
2001-02: 3-6; 2000-01: 4-3)

at Delaware: 0-6

Mike Brey in Overtime Games at Notre Dame:

Overall: 5-7

at Georgetown (2/9/02)116-111 (4 OT)
at Boston College (1/25/03)101-96
vs. Georgetown (2/1/03)93-92 (2OT)
at Pittsburgh (1/4/06)97-100 (2OT)
vs. Georgetown (1/24/06)82-85 (2OT)
at Louisville (2/4/06)86-89
at Connecticut (2/21/06)74-75
at Michigan (3/20/06)84-87 (2OT)
vs. Providence (1/31/08)81-74
at Louisville (1/12/09)73-87
at Louisville (2/17/10)89-91 (2OT)
at Marquette (3/6/10)63-60

Irish Record Under Brey In Games Decided By ...

1 point	11-11
2 points	6-11
3 points	14-16
4 points	3-6
5 points	5-7
6 points	10-5
7 points	15-7
8 points	5-10
9 points	6-4
10 points	12-6
11-15 points	43-20
16-20 points	27-8
21-30 points	23-2
31-40 points	24-0
41-50 points	10-0
50+points	0-0
Total	214-113



BIG EAST Coaching Percentage

Regular Season and BIG EAST Tournament

	W-L	Pct.	Yrs.	Tour.	Pct.
1. Jamie Dixon, Pittsburgh	94-41	.696	8	11-6	.647
2. John Thompson, Georgetown	231-123	.653	20	33-13	.717
3. Bob Huggins, West Virginia	41-22	.651	4	7-2	.778
4. Jim Boeheim, Syracuse	371-204	.645	32	45-26	.634
5. Jim Calhoun, Connecticut	289-163	.639	25	28-18	.609
6. Lou Carnesecca, St. John's	139-80	.635	13	12-11	.522
7. Buzz Williams, Marquette	26-15	.634	3	3-2	.600
8. Rick Pitino, Providence/Louisville	81-48	.628	8	5-6	.455
9. John Thompson III, Georgetown	74-44	.627	7	11-5	.688
10. Mike Jarvis, St. John's	57-36	.613	5	7-4	.636
11. Tom Crean, Marquette	34-22	.607	3	3-3	.500
12. Ben Howland, Pittsburgh	43-29	.597	4	8-3	.727
13. Jay Wright, Villanova	98-69	.587	10	8-9	.471
14. Rollie Massimino, Villanova	123-92	.572	12	13-12	.520
15. Mike Brey, Notre Dame	104-78	.571	11	6-10	.375

BIG EAST Coaching Wins

Regular Season and BIG EAST Tournament

	W-L	Pct.	Yrs.	Tour.	Pct.
1. Jim Boeheim, Syracuse	371-204	.645	32	45-26	.634
2. Jim Calhoun, Connecticut	289-163	.639	25	28-18	.609
3. John Thompson, Georgetown	231-123	.653	20	33-13	.717
4. Lou Carnesecca, St. John's	139-80	.635	13	12-11	.522
5. Rollie Massimino, Villanova	123-92	.572	12	13-12	.520
6. Mike Brey, Notre Dame	104-78	.571	11	6-10	.375
7. Jay Wright, Villanova	98-69	.587	10	8-9	.471
8. Steve Lappas, Villanova	97-79	.551	9	10-8	.556
9. Jamie Dixon, Pittsburgh	94-41	.696	8	11-6	.647
10. P.J. Carlesimo, Seton Hall	90-130	.409	9	13-10	.565

Bold indicates active BIG EAST head coach



Notre Dame Highs and Lows Under Mike Brey

Notre Dame – Team Game Highs (1st Half)

Points	62 vs. Loyola-Chicago (11/22/00)
	62 vs. Georgia Southern (11/12/10)*
Field Goals Made	24 vs. IPFW (11/10/06)*
	24 vs. Syracuse (1/30/07)
Field Goals Attempted	43 vs. New Hampshire (11/16/01)*
	43 vs. Syracuse (1/30/07)
Field Goal Percentage	75.0% (18-24) vs. West Virginia (1/9/10)*
3 PT Field Goals Made	14 vs. South Dakota (12/2/08)*
3 PT Field Goals Attempted	23 vs. South Dakota (12/2/08)*
3 PT Field Goals Percentage	85.7% (6-7) vs. West Virginia (1/9/10)*
Free Throws Made	18 vs. Liberty (11/22/09)*
Free Throws Attempted	24 vs. Liberty (11/22/09)*
Free Throw Percentage	100.0% on 17 occasions
Total Rebounds	32 vs. Chicago State (11/17/10)*
Offensive Rebounds	15 vs. Savannah State (12/22/08)*
Defensive Rebounds	24 vs. Northern Illinois (12/8/07)*
Assists	19 vs. Canisius (11/9/00)*
Steals	12 vs. New Hampshire (11/16/01)*
Blocked Shots	13 vs. Belmont (11/17/02)*
Turnovers	14 vs. Monmouth (11/16/07)
Fouls	11 vs. Villanova (1/8/05)*
	11 vs. Georgia Southern (11/12/10)*

Notre Dame – Team Game Highs (2nd Half)

Points	68 vs. Georgetown (4OT) (2/9/02)
Field Goals Made	24 vs. Pittsburgh (1/4/06)
Field Goals Attempted	63 vs. Georgetown (4OT) (2/9/02)
Field Goal Percentage	72.0% vs. Lafayette (11/14/06)
3 PT Field Goals Made	11 vs. St. John's (3/6/04)
	11 vs. North Carolina (11/26/08)
3 PT Field Goals Attempted	24 vs. Pittsburgh (1/4/06)
3 PT Field Goals Percentage	75.0% (6-8) vs. Connecticut (2/21/05)
Free Throws Made	27 vs. Seton Hall (2/18/06)
Free Throws Attempted	30 vs. Seton Hall (2/18/06)
Free Throw Percentage	100.0% on three occasions
Total Rebounds	34 vs. Seton Hall (1/8/01)
Offensive Rebounds	15 vs. Army (12/19/04)*
Defensive Rebounds	25 vs. Sacred Heart (11/18/00)*
Assists	16 vs. Army (12/19/04)*
Steals	14 vs. New Hampshire (11/16/01)*
Blocked Shots	6 vs. Belmont (11/17/02)*
	6 vs. IUPUI (12/9/09)*
Turnovers	13 vs. Niagara (12/21/05)*
	13 vs. Marquette (1/12/08)
Fouls	26 vs. Pittsburgh (1/4/06)

Notre Dame – Team Game Highs (Total)

Points	116 vs. Georgetown (4OT) (2/9/02)
Field Goals Made	42 vs. Canisius (12/19/00)*
Field Goals Attempted	94 vs. Georgetown (4OT) (2/9/02)
Field Goal Percentage	66.7% (34-51) vs. Pittsburgh (1/30/02)*
3 PT Field Goals Made	19 vs. South Dakota (12/2/08)*#
3 PT Field Goals Attempted	44 vs. Canisius (12/22/00)
3 PT Field Goals Percentage	72.7% (16-22) vs. Loyola Chicago (11/22/00)*#
Free Throws Made	33 vs. Seton Hall (2/18/06)
Free Throws Attempted	45 vs. Columbia (12/23/05)*
Free Throw Percentage	100% (5-5) vs. Illinois (3/22/03)
	100% (19-19) vs. Villanova (1/8/05)*#
Total Rebounds	64 vs. Georgetown (4OT) (2/9/02)
Offensive Rebounds	24 vs. Seton Hall (1/8/01)
Defensive Rebounds	41 vs. Northern Illinois (12/8/07)*
Assists	32 vs. Canisius (12/19/00)*#
Steals	26 vs. New Hampshire (11/16/01)*#
Blocked Shots	19 vs. Belmont (12/17/02)*#
Turnovers	24 vs. Marquette (1/12/08)
Fouls	32 vs. Pittsburgh (1/4/06)

Notre Dame – Team Game Lows (1st Half)

Points	17 vs. Connecticut (3/3/10)*
Field Goals Made	6 vs. Connecticut (2/21/04)
	6 vs. Cincinnati (1/15/08)*
Field Goals Attempted	21 vs. Canisius College (12/22/01)
	21 vs. Pittsburgh (3/11/10)
Field Goal Percentage	18.8% (6-32) vs. Connecticut (2/21/04)
3 PT Field Goals Made	0 vs. West Virginia (1/7/04)
3 PT Field Goals Attempted	4 vs. St. Louis (11/28/09)
3 PT Field Goals Percentage	0.0% (0-7) vs. West Virginia (1/7/04)*
	0.0% (0-10) vs. Michigan (12/3/05)*
Free Throws Made	0 on ten occasions
Free Throws Attempted	0 on seven occasions
Free Throw Percentage	0.0% on ten occasions
Total Rebounds	9 vs. UCF (12/6/09)*
	9 vs. Pittsburgh (3/11/10)
Offensive Rebounds	0 vs. West Virginia (1/9/10)*
Defensive Rebounds	6 vs. Louisville (2/17/10)
Assists	1 vs. Villanova (1/27/07)*
Steals	0 on six occasions
Blocked Shots	0 on 30 occasions
Turnovers	0 vs. DePaul (1/23/10)*
Fouls	0 vs. Samford (12/30/04)*

Notre Dame – Team Game Lows (2nd Half)

Points	18 vs. Pittsburgh (3/11/10)
Field Goals Made	5 vs. West Virginia (1/9/10)*
	5 vs. Pittsburgh (3/11/10)
Field Goals Attempted	13 vs. Pittsburgh (3/11/10)
Field Goal Percentage	21.4% (6-28) vs. Harvard (11/19/04)*
3 PT Field Goals Made	0 vs. Loyola Marymount (11/22/08)
	0 vs. Connecticut (11/29/09)
	0 vs. Providence (1/31/08)*
3 PT Field Goals Attempted	3 vs. Loyola Marymount (11/22/08)
	3 vs. Indiana (12/8/04)
3 PT Field Goals Percentage	0.0% (0-6) vs. Providence (1/31/08)*
Free Throws Made	0 vs. Pittsburgh (1/12/04)
	0 vs. Indiana (11/24/08)
	0 vs. Old Dominion (3/18/10)
Free Throws Attempted	0 vs. Indiana (11/24/08)
	0 vs. Old Dominion (3/18/10)
Free Throw Percentage	0.0% on four occasions
Total Rebounds	7 vs. Rutgers (3/1/03)
Offensive Rebounds	2 on three occasions
Defensive Rebounds	4 vs. Rutgers (3/1/03)
Assists	0 vs. Harvard (11/19/04)
Steals	0 on 10 occasions
Blocked Shots	0 on 24 occasions
Turnovers	0 vs. West Virginia (3/10/04)
Fouls	3 on three occasions

Notre Dame – Team Game Lows (Total)

Points	41 vs. Washington State (3/22/08)
Field Goals Made	13 vs. Rutgers (3/1/03)
	13 vs. Washington State (3/22/08)
Field Goals Attempted	34 vs. Pittsburgh (3/11/10)
Field Goal Percentage	24.5% (13-53) vs. Washington State (3/22/08)
3 PT Field Goals Made	1 vs. Pittsburgh (2/3/01)
3 PT Field Goals Attempted	8 vs. Pittsburgh (2/3/01)
3 PT Field Goals Percentage	10.5% vs. Rutgers (2/14/02)
Free Throws Made	1 vs. Connecticut (2/28/09)
Free Throws Attempted	3 vs. Old Dominion (3/18/10)
Free Throw Percentage	20.0% (1-5) vs. Connecticut (2/28/09)
Total Rebounds	21 vs. Rutgers (3/1/03)
Offensive Rebounds	3 vs. DePaul (12/14/02)*
Defensive Rebounds	14 vs. DePaul (12/11/04)*
Assists	6 vs. Mississippi (3/18/01)
Steals	1 on three occasions
Blocked Shots	0 on six occasions
Turnovers	2 vs. DePaul (1/23/10)*
Fouls	6 on three occasions

* Indicates game played at the Purcell Pavilion, Notre Dame, Ind.

Indicates school record



Opponent Highs and Lows Under Mike Brey

Opponent – Team Game Highs (1st Half)

Points	53, Arizona (3/27/03)
Field Goals Made	23, Arizona (3/27/03)
Field Goals Attempted	44, Georgetown (3/4/01)*
Field Goal Percentage	61.5% (16-26), UCF (12/6/09)*
3 PT Field Goals Made	9, Syracuse (1/11/06)*
	9, Lehigh (11/27/06)*
3 PT Field Goals Attempted	19, Syracuse (1/11/06)*
3 PT Field Goal Percentage	81.8% (9-11), Lehigh (11/26/06)*
Free Throws Made	14, Sacred Heart (11/18/00)*
Free Throws Attempted	19, Sacred Heart (11/18/00)*
Free Throw Percentage	100.0%, on 19 occasions
Total Rebounds	33, Connecticut (2/21/04)
Offensive Rebounds	16, Northern Illinois (11/24/03)*
Defensive Rebounds	21, on five occasions
Assists	15, Seton Hall (2/11/10)
Steals	9, Miami (Fla.) (2/23/02)
	9, Marquette (1/12/08)
Blocked Shots	10, Connecticut (2/21/04)
Turnovers	16, Loyola (Chicago) (11/22/00)*
Fouls	16, three times

Opponent – Team Game Highs (2nd Half)

Points	68, Georgetown (4 OT) (2/9/02)
Field Goals Made	21, Syracuse (2/24/08)*
Field Goals Attempted	49, Syracuse (2/24/08)*
Field Goal Percentage	68.2% (15-22), American (12/21/03)*
3 PT Field Goals Made	9, Texas (12/8/02)
	9, West Virginia (1/9/10)*
3 PT Field Goals Attempted	22, Tennessee Tech (12/17/00)*
3 PT Field Goal Percentage	100.0% (3-3), Seton Hall (2/5/03)
Free Throws Made	24, Pittsburgh (2 OT) (1/4/06)
Free Throws Attempted	39, Pittsburgh (2 OT) (1/4/06)
Free Throw Percentage	100.0% on five occasions
Total Rebounds	38, Georgetown (4 OT) (2/9/02)
Offensive Rebounds	16, Syracuse (2/24/08)*
Defensive Rebounds	27, Georgetown (4 OT) (2/9/02)
Assists	19, Pittsburgh (2 OT) (1/4/06)
Steals	9, on two occasions
Blocked Shots	11, Georgetown (4 OT) (2/9/02)
Turnovers	15, New Hampshire (11/16/01)*
Fouls	20, Seton Hall (2/18/06)

Opponent – Team Game Highs (Total)

Points	111, Georgetown (4 OT) (2/9/02)
Field Goals Made	41, Syracuse (3/4/03)*
Field Goals Attempted	82, Syracuse (2/24/08)*
Field Goal Percentage	63.0% (29-46), American (12/21/03)*
3 PT Field Goals Made	14, Texas (12/7/02)
	14, Lehigh (11/27/06)*
3 PT Field Goals Attempted	37, West Virginia (1/9/10)*
3 PT Field Goal Percentage	73.7% (14-19), Lehigh (11/27/06)*
Free Throws Made	35, Louisville (2OT) (2/17/10)
Free Throws Attempted	46, Pittsburgh (2 OT) (1/4/06)
Free Throw Percentage (min. 8 att.)	100%, West Virginia (8-8) (2/2/00)*
	100%, Savannah State (8-8) (12/22/08)*
Total Rebounds	59, Connecticut (2/21/04)
Offensive Rebounds	27, Loyola (Chicago) (11/22/00)*
Defensive Rebounds	42, Connecticut (1/24/09)*
Assists	30, Pittsburgh (2 OT) (1/4/06)
Steals	13, Niagara (12/21/05)*
Blocked Shots	19, Connecticut (OT) (2/21/06)
Turnovers	30, New Hampshire (11/16/01)*
Fouls	31, Columbia (12/23/05)*

Opponent – Team Game Lows (1st Half)

Points	12, The Citadel (11/19/06)*
Field Goals Made	5, The Citadel (11/19/06)*
	5, Georgia Southern (11/12/10)*
Field Goals Attempted	18, Georgetown (2/27/10)
Field Goal Percentage	20.7% (6-29), Pittsburgh (1/12/02)
3 PT Field Goals Made	0, on 10 occasions
3 PT Field Goals Attempted	2, Georgetown (2/9/02)
3 PT Field Goal Percentage	0.0%, on 10 occasions
Free Throws Made	0, on 27 occasions
Free Throws Attempted	0, on 14 occasions
Free Throw Percentage	0.0%, on 27 occasions
Total Rebounds	7, Georgetown (2/27/10)
Offensive Rebounds	0, Lafayette (11/14/06)
Defensive Rebounds	5, Fordham, (12/28/05)*
	5, Pittsburgh (2/24/10)*
Assists	2, on eight occasions
Steals	0, on 11 occasions
Blocked Shots	0, on 29 occasions
Turnovers	1, on four occasions
Fouls	1, Pittsburgh (2/12/05)
	1, DePaul (12/31/08)
	1, West Virginia (3/12/10)

Opponent – Team Game Lows (2nd Half)

Points	8, Monmouth (11/16/07)
Field Goals Made	3, Monmouth (11/16/07)
Field Goals Attempted	19, Old Dominion (3/18/10)
Field Goal Percentage	13.0% (3-23), Monmouth (11/16/07)
3 PT Field Goals Made	0, on nine occasions
3 PT Field Goals Attempted	3, on six occasions
3 PT Field Goal Percentage	0.0% on ten occasions
Free Throws Made	0, Monmouth (1/25/01)
	0, West Virginia (1/9/10)*
Free Throws Attempted	1, Monmouth (1/25/01)
	1, West Virginia (1/9/10)*
Free Throw Percentage	0.0% (0-1), Monmouth (1/25/01)
	0.0% (0-1), West Virginia (1/9/10)*
Total Rebounds	6, Marquette (3/6/10)
Offensive Rebounds	0, Kentucky (3/25/09)*
Defensive Rebounds	0, Marquette (3/6/10)
Assists	3, Virginia Tech (2/22/03)*
	1, UAB (3/17/09)*
	1, Pittsburgh (3/11/10)
Steals	0, on six occasions
Blocked Shots	0, on 21 occasions
Turnovers	0, West Virginia (3/10/04)
	0, Pittsburgh (1/31/09)
Fouls	4, on four occasions

Opponent – Team Game Lows (Total)

Points	33, Monmouth (11/16/07)
Field Goals Made	12, Bucknell (11/22/02)*
Field Goals Attempted	35, Rutgers (3/1/03)
Field Goal Percentage	21.1% (12-57), Bucknell (11/22/02)*
3 PT Field Goals Made	1, on five occasions
3 PT Field Goals Attempted	7, Seton Hall (2/5/03)
3 PT Field Goal Percentage	5.9% (1-17), Cincinnati (11/24/00)
Free Throws Made	0, Charleston Southern (11/26/04)*
Free Throws Attempted	0, Charleston Southern (11/26/04)*
Free Throw Percentage	0.0% (0-0), Charleston Southern (11/26/04)*
Total Rebounds	19, Winston-Salem St. (11/29/06)*
Offensive Rebounds	3, Army (12/19/04)*
	3, West Virginia (2/1/06)
Defensive Rebounds	12, Georgetown (2/27/10)
Assists	5, Bucknell (11/22/02)*
Steals	1, on three occasions
Blocked Shots	0, on 11 occasions
Turnovers	3, Marquette, (1/26/09)*
Fouls	7, Connecticut (1/24/09)*
	7, Connecticut (2/28/09)

* - Indicates games played at Purcell Pavilion, Notre Dame, Ind.



Notre Dame Highs and Lows in a BIG EAST Game

Notre Dame – BIG EAST Team Game Highs (1st Half)

Points	61 vs. Syracuse (1/30/07)
Field Goals Made	24 vs. Syracuse (1/30/07)
Field Goals Attempted	43 vs. Syracuse (1/30/07)
Field Goal Percentage	75.0% (18-24) vs. West Virginia (1/9/10)*
3 PT Field Goals Made	11 vs. Pittsburgh (1/31/09)
3 PT Field Goals Attempted	11 vs. Providence (2/21/09)
3 PT Field Goals Percentage	22 vs. Pittsburgh (1/31/09)
3 PT Field Goals Percentage	85.7% (6-7) vs. West Virginia (1/9/10)*
Free Throws Made	13 vs. Seton Hall (2/11/10)
Free Throws Attempted	19 vs. Villanova (1/27/10)
Free Throw Percentage	100.0% on 12 occasions
Total Rebounds	29 vs. Connecticut (1/5/08)
Offensive Rebounds	14 vs. Providence (2/19/05)
Defensive Rebounds	23 vs. Louisville (2/12/09)*
Assists	17 vs. West Virginia (1/9/10)*
Steals	7 on four occasions
Blocked Shots	7 vs. Connecticut (2/9/04)*
	7 vs. West Virginia (1/9/05)
Turnovers	12 vs. St. John's (1/23/07)
Fouls	11 vs. Villanova (1/8/05)*

Notre Dame – BIG EAST Team Game Highs (2nd Half)

Points	68 vs. Georgetown (4OT) (2/9/02)
Field Goals Made	24 vs. Pittsburgh (1/4/06)
Field Goals Attempted	63 vs. Georgetown (4OT) (2/9/02)
Field Goal Percentage	71.4% vs. Georgetown (2/27/10)
3 PT Field Goals Made	11 vs. St. John's (3/6/04)
3 PT Field Goals Attempted	24 vs. Pittsburgh (1/4/06)
3 PT Field Goals Percentage	71.4% (6-8) vs. Connecticut (2/21/05)
Free Throws Made	27 vs. Seton Hall (2/18/06)
Free Throws Attempted	30 vs. Seton Hall (2/18/06)
Free Throw Percentage	100.0% (13-13) vs. Villanova (1/8/05)*
	100.0% (4-4) vs. Marquette (1/26/09)*
Total Rebounds	34 vs. Seton Hall (1/8/01)
Offensive Rebounds	18 vs. Seton Hall (1/8/01)
Defensive Rebounds	27 vs. Georgetown (3/4/04)*
Assists	14 vs. Cincinnati (1/15/08)*
Steals	6 vs. Villanova (1/17/07)
Blocked Shots	5 vs. Georgetown (2/27/10)
Turnovers	13 vs. Marquette (1/12/08)
Fouls	26 vs. Pittsburgh (1/4/06)

Notre Dame – BIG EAST Team Game Highs (Total)

Points	116 vs. Georgetown (4OT) (2/9/02)
Field Goals Made	41 vs. Georgetown (4OT) (2/9/02)
Field Goals Attempted	94 vs. Georgetown (4OT) (2/9/02)
Field Goal Percentage	66.7% (34-51) vs. Pittsburgh (1/30/02)*
3 PT Field Goals Made	17 vs. St. John's (3/6/04)#
	17 vs. Louisville (2/4/06)#
3 PT Field Goals Attempted	36 vs. Pittsburgh (1/4/06)
3 PT Field Goals Percentage	61.9% (13-21) vs. Providence
	(1/14/06)*
Free Throws Made	34 vs. Cincinnati (1/15/08)*
Free Throws Attempted	42 vs. Cincinnati (1/15/08)*
Free Throw Percentage	100.0% (19-19) vs. Villanova (1/14/03)#*
Total Rebounds	64 vs. Georgetown (4OT) (2/9/02)
Offensive Rebounds	24 vs. Seton Hall (1/8/01)
Defensive Rebounds	35 vs. Louisville (2/12/09)*
Assists	25 vs. Cincinnati (2/4/10)*
Steals	10 on six occasions
Blocked Shots	9 vs. Connecticut (2/9/04)*
Turnovers	26 vs. Pittsburgh (2/8/00)
Fouls	32 vs. Pittsburgh (1/4/06)

*Indicates game played at the Purcell Pavilion, Notre Dame, Ind.

#Indicates school record

Notre Dame – BIG EAST Team Game Lows (1st Half)

Points	17 vs. Connecticut (3/3/10)*
Field Goals Made	6 vs. Connecticut (2/21/04)
	6 vs. Cincinnati (1/15/08)*
Field Goals Attempted	21 vs. Pittsburgh (3/11/10)
Field Goal Percentage	18.8% (6-32) vs. Connecticut (2/21/04)
3 PT Field Goals Made	0 vs. West Virginia (1/7/04)
	0 vs. Connecticut (1/12/99)
3 PT Field Goals Attempted	5 on three occasions
3 PT Field Goals Percentage	8.3% (1-12) vs. Providence (1/21/03)
Free Throws Made	0 on nine occasions
Free Throws Attempted	0 on seven occasions
Free Throw Percentage	0.0% on nine occasions
Total Rebounds	9 vs. Pittsburgh (3/11/10)
Offensive Rebounds	0 on four occasions
Defensive Rebounds	6 vs. Louisville (2/17/10)
Assists	1 vs. Villanova (1/27/07)*
Steals	0 on five occasions
Blocked Shots	0 on 18 occasions
Turnovers	0 vs. DePaul (1/23/10)*
Fouls	2 vs. West Virginia (2/18/09)
	2 vs. Georgetown (2/27/10)

Notre Dame – BIG EAST Team Game Lows (2nd Half)

Points	18 vs. Pittsburgh (3/11/10)
Field Goals Made	5 vs. West Virginia (1/9/10)*
	5 vs. Pittsburgh (3/11/10)
Field Goals Attempted	13 vs. Pittsburgh (3/11/10)*
Field Goal Percentage	26.3% (5-19) vs. West Virginia (1/9/10)*
3 PT Field Goals Made	0 vs. Connecticut (1/12/99)
	0 vs. Providence (1/31/08)*
3 PT Field Goals Attempted	3 vs. Pittsburgh (3/11/10)*
3 PT Field Goals Percentage	0.0% (0-6) vs. Providence (1/31/08)*
Free Throws Made	0 vs. Pittsburgh (1/12/04)
Free Throws Attempted	2 on three occasions
Free Throw Percentage	0.0% (0-2) vs. Pittsburgh (1/12/04)
Total Rebounds	7 vs. Rutgers (3/1/03)
Offensive Rebounds	2 vs. Connecticut (3/3/10)*
Defensive Rebounds	4 vs. Rutgers (3/1/03)
Assists	2 on three occasions
Steals	0 on nine occasions
Blocked Shots	0 on 16 occasions
Turnovers	0 vs. West Virginia (3/10/04)
Fouls	3 vs. West Virginia (1/7/04)*
	3 vs. Pittsburgh (2/24/10)*

Notre Dame – BIG EAST Team Game Lows (Total)

Points	48 vs. Georgetown (1/7/06)
Field Goals Made	13 vs. Rutgers (3/1/03)
Field Goals Attempted	34 vs. Pittsburgh (3/11/10)
Field Goal Percentage	29.7% (19-64) vs. Connecticut (2/21/04)
3 PT Field Goals Made	0 vs. Connecticut (1/12/99)
3 PT Field Goals Attempted	6 vs. Seton Hall (2/6/99)
3 PT Field Goals Percentage	10.5% vs. Rutgers (2/14/02)
Free Throws Made	1 vs. Connecticut (2/28/09)
Free Throws Attempted	4 vs. Pittsburgh (3/8/01)
	4 vs. Connecticut (1/24/09)*
Free Throw Percentage	20.0% (1-5) vs. Connecticut (2/28/09)
Total Rebounds	21 vs. Rutgers (3/1/03)
Offensive Rebounds	4 on three occasions
Defensive Rebounds	17 vs. Georgetown (2/27/10)
Assists	7 vs. Rutgers (3/1/03)
	7 vs. Pittsburgh (3/8/01)
Steals	1 vs. Marquette (1/26/09)*
	1 vs. Cincinnati (2/4/09)
Blocked Shots	0 vs. Georgetown (1/6/07)
	0 vs. Marquette (3/6/10)
Turnovers	2 vs. DePaul (1/23/10)*
Fouls	6 vs. West Virginia (1/7/04)*

*Indicates game played at the Purcell Pavilion, Notre Dame, Ind.

#Indicates school record



Opponent Highs and Lows in a BIG EAST Game

Opponent – BIG EAST Team Game High (1st Half)

Points	54, Connecticut (1/12/99)
Field Goals Made	22, Syracuse (3/4/03)*
Field Goals Attempted	44, Georgetown (3/4/01)*
Field Goal Percentage	65.2% (15-23), Providence (2/21/96)*
3 PT Field Goals Made	9 on three occasions
3 PT Field Goals Attempted	19, West Virginia (2/2/00)*
	19, Syracuse (1/11/06)*
3 PT Field Goals Percentage	100.0% (5-5), Connecticut (2/8/97)*
Free Throws Made	21, Connecticut (1/12/99)
Free Throws Attempted	23, Connecticut (1/12/99)
Free Throw Percentage	100.0% on nine occasions
Total Rebounds	33, Connecticut (2/21/04)
Offensive Rebounds	14, Georgetown (3/8/03)
Defensive Rebounds	21, on three occasions
Assists	15, Seton Hall (2/11/10)
Steals	9, Marquette (1/12/08)
Blocked Shots	10, Connecticut (2/21/04)
Turnovers	14, Pittsburgh (1/6/03)
Fouls	15, Villanova (1/27/10)

Opponent – BIG EAST Team Game High (2nd Half)

Points	68, Georgetown (4OT) (2/9/02)
Field Goals Made	23, Georgetown (4OT) (2/9/02)
Field Goals Attempted	60, Georgetown (4OT) (2/9/02)
Field Goal Percentage	66.7% (20-30), Pittsburgh (3/5/05)*
3 PT Field Goals Made	9, Pittsburgh (1/29/97)
3 PT Field Goals Attempted	9, West Virginia (1/9/10)*
3 PT Field Goals Percentage	20, Miami (2/23/02)
3 PT Field Goals Percentage	83.3% (5-6), Boston College (3/1/97)
Free Throws Made	24, Pittsburgh (1/4/06)
Free Throws Attempted	39, Pittsburgh (1/4/06)
Free Throw Percentage	100.0% (14-14), Miami (1/28/00)*
Total Rebounds	31, Syracuse (2/24/08)*
Offensive Rebounds	16, Syracuse (2/24/08)*
Defensive Rebounds	26, Connecticut (2/21/04)
Assists	19, Pittsburgh (1/4/06)
Steals	8, Marquette (1/12/08)
Blocked Shots	11, Georgetown (4 OT) (2/9/02)
Turnovers	10, Rutgers (1/31/04)
Fouls	20, Seton Hall (2/18/06)

Opponent – BIG EAST Team Game High (Total)

Points	111, Georgetown (2/9/02)
Field Goals Made	41, Syracuse (3/4/03)*
Field Goals Attempted	87, Georgetown (1/7/97)
Field Goal Percentage	56.5% (34-60), Syracuse (1/17/04)*
3 PT Field Goals Made	14, Syracuse (1/16/00)
3 PT Field Goals Attempted	37, West Virginia (1/9/10)*
3 PT Field Goals Percentage	71.4% (5-7), Seton Hall (2/5/03)
Free Throws Made	35, Louisville (2OT) (2/10/10)
Free Throws Attempted	46, Pittsburgh (1/4/06)
Free Throw Percentage	94.4% (17-18), Miami (1/25/00)*
Total Rebounds	59, Connecticut (2/21/04)
Offensive Rebounds	32, Georgetown (1/7/97)
Defensive Rebounds	42, Connecticut (1/24/09)*
Assists	30, Pittsburgh (1/4/06)
Steals	24, Georgetown (2/10/99)*
Blocked Shots	19, Connecticut (OT) (2/21/06)
Turnovers	23, Villanova (1/6/02)*
Fouls	33, West Virginia (2/11/97)*

Opponent – BIG EAST Team Game Lows (1st Half)

Points	16, Georgetown (3/4/04)*
Field Goals Made	6, Georgetown (2/16/05)*
Field Goals Attempted	18, Georgetown (2/27/10)
Field Goal Percentage	20.7% (6-29), Pittsburgh (1/12/02)
3 PT Field Goals Made	0 on eight occasions
3 PT Field Goals Attempted	2, Georgetown (2/1/03)*
3 PT Field Goals Percentage	0.0% on three occasions
Free Throws Made	0 on nine occasions
Free Throws Attempted	0, on five occasions
Free Throw Percentage	0.0% on nine occasions
Total Rebounds	7, Georgetown (2/27/10)
Offensive Rebounds	0, Virginia Tech (1/20/04)
Defensive Rebounds	5, Pittsburgh (2/24/10)*
Assists	2, USF (2/15/06)*
	2, Seton Hall (3/10/10)
Steals	0 on six occasions
Blocked Shots	0 on 11 occasions
Turnovers	1 on three occasions*
Fouls	1, DePaul (12/31/08)
	1, West Virginia (3/12/10)

Opponent – BIG EAST Team Game Lows (2nd Half)

Points	16, Pittsburgh (3/11/10)*
Field Goals Made	5, West Virginia (1/9/02)
Field Goals Attempted	17, Boston College (1/9/96)
Field Goal Percentage	22.7%, West Virginia (1/9/02)
3 PT Field Goals Made	0, Connecticut (2/26/01)
3 PT Field Goals Attempted	0, Pittsburgh (3/11/10)
3 PT Field Goals Percentage	2, Connecticut (2/28/09)
3 PT Field Goals Percentage	0.0% (0-3), Connecticut (2/26/01)
	0.0% (0-3), Pittsburgh (3/11/10)
Free Throws Made	0, on three occasions
Free Throws Attempted	0, Pittsburgh (1/29/97)
	0, St. John's (1/23/07)
Free Throw Percentage	0.0% on three occasions
Total Rebounds	6, Marquette (3/6/10)
Offensive Rebounds	0, Marquette (3/6/10)
Defensive Rebounds	3, Virginia Tech (2/22/03)*
Assists	1, Pittsburgh (3/11/10)
Steals	0, on four occasions
Blocked Shots	0, on 10 occasions
Turnovers	0, West Virginia (3/10/04)
	0, Pittsburgh (1/31/09)
Fouls	2, Connecticut (2/21/05)

Opponent – BIG EAST Team Game Lows (Total)

Points	45, Pittsburgh (3/11/10)*
Field Goals Made	17 on three occasions
Field Goals Attempted	40, Syracuse (2/5/05)
Field Goal Percentage	28.1% (18-64), Georgetown (3/4/04)*
3 PT Field Goals Made	1, Georgetown (2/7/98)
	1, South Florida (2/15/06)*
3 PT Field Goals Attempted	7, Seton Hall (2/5/03)
3 PT Field Goals Percentage	9.5% (2-21), Seton Hall (2/6/99)
Free Throws Made	1, DePaul (2/2/08)*
	1, Rutgers (2/25/09)*
Free Throws Attempted	3, Connecticut (2/12/00)*
	3, DePaul (2/2/08)*
Free Throw Percentage	20.0% (1-5), Rutgers (2/25/09)*
Total Rebounds	20, Georgetown (2/27/10)
Offensive Rebounds	4, West Virginia (2/18/03)
Defensive Rebounds	12, Georgetown (2/27/10)
Assists	6, Syracuse (2/5/05)
	6, Seton Hall (3/10/10)
Steals	1, Connecticut (3/11/04)
Blocked Shots	0 on four occasions
Turnovers	3, Marquette (1/26/09)*
Fouls	7, Connecticut (1/24/09)*
	7, Connecticut (2/28/09)

* Indicates game played at the Purcell Pavilion, Notre Dame, Ind.



The Last Time ...

Notre Dame recorded a ...

30-Point win was on 11/12/10 - ND 98, Georgia Southern 61 (37 points)*
 40-Point win was on 11/17/10 - ND 102, Chicago State 62 (40 points)*
 50-Point win was on 12/28/06 - ND 101, Rider 51 (50 points)
 30-Point loss was on 1/7/99 - ND 62, Villanova 93 (31 points)*

Notre Dame shot ...

60% on FGs was on 12/22/09 - 60.7% (37-61) vs. Bucknell (ND 101 - Bucknell 69)*
 65% on FGs was on 1/30/02 - 66.7% (34-51) vs. Pittsburgh (ND 89 - Pittsburgh 76)*
 90% on FTs was on 1/30/10 - 90.0% (9-10) vs. Rutgers (ND 73 - Rutgers 74)

Notre Dame ...

Won 10 games in a row was from 11/24/07 thru 1/5/08 (10 straight)
 Won 15 games in a row was from 12/31/53 thru 3/9/54 (18 straight)
 Won 20 games in a row never
 Lost 5 games in a row was from 1/12/09 thru 2/7/09 (7 straight)
 Scored 100 points was on 11/17/10 (ND 102 - Chicago State 62)*
 - Scored 100 points on the road was on 2/21/09 (ND 103 - Providence 84)
 - Scored 100 points at a neutral site was on 3/12/78 (ND 100 - Houston 77) (NCAA First Round, Tulsa, OK)
 - Scored 100 points and lost was on 3/20/71 (ND 106 - Houston 119) (NCAA Regional Semi-finals at Wichita, KS)
 Allowed 100 points was on 11/26/08 vs. North Carolina (ND 87 - North Carolina 102)
 Scored less than 50 points was on 3/22/08 vs. Washington State (ND 41 - Washington State 61)
 Allowed less than 50 points was on 3/11/10 vs. Pittsburgh (ND 50 - Pittsburgh 45)*
 Played an Overtime Game was on 3/6/10 (OT) at Marquette (ND 63 - Marquette 60)
 - Played in a Multi-Overtime Game was on 2/17/10 (2OT) at Louisville (ND 89 - Louisville 91)
 Won on a "last second" shot was on 3/19/09 vs. New Mexico (ND 70 - Pittsburgh 68 - Tory Jackson layup at 00:02)*
 Had 5 double figure scorers. was on 11/17/10 vs. Chicago State (ND 102 - Chicago State 90) Ben Hansbrough 22, Tim Abromaitis 21, Carleton Scott 17, Eric Atkins 12, Ty Nash 11*
 Had 6 double figure scorers was on 12/14/03 vs. DePaul (ND 82 - DePaul 69) Jordan Cornette 17, Chris Thomas 13, Colin Falls 12, Torin Francis 12, Chris Quinn 12, Rick Cornett 10
 Had 7 double figure scorers never
 Had two double-figure rebounders was on 11/17/10 vs. Chicago State (ND 102 - Chicago State 62) Carleton Scott 11, Ty Nash 10, Tim Abromaitis 10*
 Had two players with double-doubles was on 1/23/10 vs. DePaul (ND 87 - DePaul 77) Luke Harangody (24 pts, 11 rebs), Ben Hansbrough (15 pts, 10 rebs), Tyrone Nash (13 pts, 10 rebs)*
 Had three players with double-doubles ... was on 11/17/10 vs. Chicago State (ND 102 - Chicago State 62) Tim Abromaitis (21 pts, 10 rebs), Carleton Scott (17 pts, 11 rebs), Tyrone Nash (11 pts, 10 rebs)*
 Had two 30-point scorers was on 2/18/06 vs. Seton Hall (ND 102 - Seton Hall 91) Chris Quinn - 34, Colin Falls - 32
 Had two 20-point scorers was on 11/17/10 vs. Chicago State (ND 102 - Chicago State 62) Ben Hansbrough 22, Tim Abromaitis 21
 Had three 20-point scorers was on 3/8/07 vs. Syracuse (ND 89 - Syracuse 83) Russell Carter 24, Luke Harangody 20, Colin Falls 23
 Made 10 three-point field goals was on 11/17/10 vs. Chicago State - 12-31 (38.7%) (ND 102 - Chicago State 62)*
 Committed 10 turnovers or less was on 11/17/10 - 9 turnovers vs. Chicago State (ND 102 - Chicago State 62)*
 Committed 5 turnovers or less was on 1/23/10 - 2 turnovers vs. DePaul (ND 87 - DePaul 77)*
 Committed 25 turnovers was on 2/8/00 - 26 turnovers vs. Villanova (ND 69 - Villanova 86)
 Forced 25 turnovers was on 11/16/01 - 30 turnovers vs. New Hampshire (ND 95 - New Hampshire 53)

An Irish player had ...

25+ points was on 2/17/10 - Tim Abromaitis (29) vs. Louisville (2OT) (ND 89 - Louisville 91)
 30+ points was on 2/4/10 - Luke Harangody (37) vs. Cincinnati (ND 83 - Cincinnati 65)*
 35+ points was on 2/4/10 - Luke Harangody (37) vs. Cincinnati (ND 83 - Cincinnati 65)*
 40+ points was on 2/28/08 - Luke Harangody (40) vs. Louisville (ND 85 - Louisville 90)
 15 or more rebounds was on 2/7/10 - Luke Harangody (15) vs. USF (ND 65 - USF 62)*
 20 rebounds was on 3/22/08 - Luke Harangody (22) vs. Washington State (ND 41 - Washington State 61)
 a "double-double" was on 11/17/10 - Tim Abromaitis (21 pts., 10 rebs.), Carleton Scott (17 pts., 11 rebs.), Ty Nash (11 pts., 10 rebs.) vs. Chicago State (ND 102 - Chicago State 62)*
 a "triple-double" was on 11/16/01 - Chris Thomas (24 pts, 11 ast, 11 steals) vs. New Hampshire (ND 99 - New Hampshire 53)*
 20 points and 10 rebounds was on 11/17/10 - Tim Abromaitis (21 pts., 10 rebs.) vs. Chicago State (ND 102 - Chicago State 62)*
 20 points and 20 rebounds was on 1/8/01 - Troy Murphy (25 pts, 20 rebs) vs. Seton Hall (ND 76 - Seton Hall 78)
 10 assists was on 1/18/10 - Tory Jackson (15) vs. Syracuse (ND 71 - Syracuse 84)*
 10 blocks was on 11/17/02 - Jordan Cornette (11) vs. Belmont (ND 76 - Belmont 48)*#
 10 steals was on 11/16/01 - Chris Thomas (11) vs. New Hampshire (ND 99, New Hampshire 53)*#

An opposing player had ...

25+ points was on 2/17/10 - Samardo Samuels (36), Louisville (2OT) (ND 89 - Louisville 91)
 30+ points was on 2/17/10 - Samardo Samuels (36), Louisville (2OT) (ND 89 - Louisville 91)
 35+ points was on 2/17/10 - Samardo Samuels (36), Louisville (2OT) (ND 89 - Louisville 91)
 40+ points was on 2/8/87 - Danny Manning (40), Kansas (ND 60 - Kansas 70)
 15 rebounds was on 1/2/10 - Stanley Robinson (16), Connecticut (ND 70 - Connecticut 82)
 20 rebounds was on 1/31/09 - DeJuan Blair (22), Pittsburgh (ND 80 - Pittsburgh 93)
 a "double-double" was on 11/14/10 - John Brown (10 pts., 12 rebs.), Liberty (ND 72 - Liberty 51)*
 a "triple-double" was on 2/21/06 - Marcus Williams (18 pts, 10 rebs, 13 asts) Connecticut (ND 74 - Connecticut 75 - OT)
 20 points and 10 rebounds was on 1/2/10 - Stanley Robinson (22 pts., 16 rebs.), Connecticut (ND 70 - Connecticut 82)
 20 points and 20 rebounds was on 1/31/09 - DeJuan Blair (23 pts., 22 rebs.), Pittsburgh (ND 80 - Pittsburgh 93)
 10 assists was on 2/11/10 - Eugene Harvey (10), Seton Hall (ND 87 - Seton Hall 90)
 10 blocks was on 1/5/08 - Hasheem Thabeet (10), Connecticut (ND 73 - Connecticut 67)*
 10 steals was on 1/29/89 - Mark Macon (11), Temple (ND 64 - Temple 60)*

*indicates Notre Dame home game; #school record; @Purcell Pavilion record



The Last Time In A BIG EAST Game...

Notre Dame Recorded a ...

30-Point win..... was on 2/12/09 - ND 90, Louisville 57 (33 points)*
 40-Point win..... never
 50-Point win..... never
 30-Point loss..... was on 1/7/99 - ND 62, Villanova 93 (31 points)

Notre Dame Shot ...

60% on FGs was on 1/6/01 - 60.8% (31-51) vs. Rutgers (ND 87 - Rutgers 80)*
 65% on FGs was on 1/30/02 - 66.7% (34-51) vs. Pittsburgh (ND 89 - Pittsburgh 76)*
 90% on FTs was on 1/30/10 - 90.0% (9-10) vs. Rutgers (ND 73 - Rutgers 74)

Notre Dame ...

Won 5 BIG EAST games in a row..... was from 2/24/10 thru 3/11/10 (6 straight)
 Won 10 BIG EAST games in a row..... never
 Lost 5 BIG EAST games in a row..... was from 1/12/09 thru 2/4/09 - (6 straight)
 Scored 100 points..... was on 2/21/09 (ND 103 - Providence 84)
 - Scored 100 points on the road..... was on 2/21/09 (ND 103 - Providence 84)
 - Scored 100 points on the neutral site never
 - Scored 100 points and lost..... never
 Allowed 100 points was on 1/17/07 vs. Villanova (ND 87 - Villanova 102)
 Scored less than 50 points was on 1/6/07 vs. Georgetown (ND 48 - Georgetown 66)
 Allowed less than 50 points..... was on 3/11/10 vs. Pittsburgh (ND 50 - Pittsburgh 45)*
 Played an Overtime Game..... was on 3/6/10 (OT) at Marquette (ND 63 - Marquette 60)
 - Played in a Multi-Overtime Game..... was on 2/17/10 (2OT) at Louisville (ND 89 - Louisville 91)
 Won on a "last second" shot was on 2/9/03 vs. Pittsburgh (ND 66 - Pittsburgh 64 - Torin Francis layup at 00:00.6)*
 Had 5 double figure scorers..... was on 2/11/10 vs. Seton Hall (ND 87 - Seton Hall 90) Tory Jackson 25, Tim Abromaitis 18, Luke Harangody 13, Tyrone Nash 13, Ben Hansbrough 10
 Had 6 double figure scorers..... never
 Had 7 double figure scorers..... never
 Had two double-figure rebounders was on 1/23/10 vs. DePaul (ND 87 - DePaul 77) Luke Harangody 11, Tyrone Nash 10, Ben Hansbrough 10*
 Had two players with double-doubles was on 1/23/10 vs. DePaul (ND 87 - DePaul 77) Luke Harangody (24 pts, 11 rebs), Ben Hansbrough (15 pts, 10 rebs), Tyrone Nash (13 pts, 10 rebs)*
 Had three players with double-doubles . was on 1/23/10 vs. DePaul (ND 87 - DePaul 77) Luke Harangody (24 pts, 11 rebs), Ben Hansbrough (15 pts, 10 rebs), Tyrone Nash (13 pts, 10 rebs)*
 Had four players with double-doubles...was on 2/9/02 vs. Georgetown (Notre Dame 116, Georgetown 111 - 4OT) - Matt Carroll (30 pts, 10 rebs, Ryan Humphrey (23 pts, 14 rebs), Chris Thomas (22 pts, 12 asts.), Harold Swanagan (11 pts, 10 reb.)
 Had two 30-point scorers was on 2/18/06 vs. Seton Hall (ND 102 - Seton Hall 91) - Chris Quinn - 34, Colin Falls - 32
 Had two 20-point scorers was on 2/17/10 vs. Louisville (2OT) (ND 89 - Louisville 91) Tim Abromaitis 29, Ben Hansbrough 21
 Had three 20-point scorers was on 3/8/07 vs. Syracuse (ND 89 - Syracuse 83) - Russell Carter 24, Luke Harangody 20, Colin Falls 23
 Made 10 three-point field goals was on 2/24/10 - 10-18 (.556) vs. Pittsburgh (ND 68 - Pitt 53)*
 Committed 10 turnovers or less was on 3/10/10 - 10 turnovers vs. Seton Hall (ND 68 - Seton Hall 56)
 Committed 5 turnovers or less was on 1/23/10 - 2 turnovers vs. DePaul (ND 87 - DePaul 77)*
 Committed 25 turnovers was on 2/8/00 - 26 turnovers vs. Villanova (ND 69 - Villanova 86)
 Forced 25 turnovers..... never

An Irish player had ...

25+ points was on 2/17/10 - Tim Abromaitis (29) vs. Louisville (2OT) (ND 89 - Louisville 91)
 30+ points was on 2/4/10 - Luke Harangody (37) vs. Cincinnati (ND 83 - Cincinnati 65)*
 35+ points was on 2/4/10 - Luke Harangody (37) vs. Cincinnati (ND 83 - Cincinnati 65)*
 40+ points was on 2/28/08 - Luke Harangody (40) vs. Louisville (ND 85 - Louisville 90)
 15 or more rebounds..... was on 2/7/10 - Luke Harangody (15) vs. USF (ND 65 - USF 62)*
 20 rebounds was on 1/8/01 - Troy Murphy (20) vs. Seton Hall (ND 76 - Seton Hall 78)
 a "double-double" was on 3/10/10 - Luke Harangody (20 pts., 10 rebs.) vs. Seton Hall (ND 68 - Seton Hall 56)
 a "triple-double" never
 20 points and 10 rebounds..... was on 2/4/10 - Luke Harangody (37 pts., 14 rebs.) vs. Cincinnati (ND 83 - Cincinnati 65)*
 20 points and 10 rebounds..... was on 3/10/10 - Luke Harangody (20 pts., 10 rebs.) vs. Seton Hall (ND 68 - Seton Hall 56)
 10 assists was on 1/18/10 - Tory Jackson (15) vs. Syracuse (ND 71 - Syracuse 84)*
 10 blocks..... never
 10 steals..... never

An opposing player had ...

25+ points was on 2/17/10 - Samardo Samuels (36), Louisville (2OT) (ND 89 - Louisville 91)
 30+ points was on 2/17/10 - Samardo Samuels (36), Louisville (2OT) (ND 89 - Louisville 91)
 35+ points was on 2/17/10 - Samardo Samuels (36), Louisville (2OT) (ND 89 - Louisville 91)
 40+ points never
 15 rebounds was on 1/2/10 - Stanley Robinson (16), Connecticut (ND 70 - Connecticut 82)
 20 rebounds was on 1/31/09 - DeJuan Blair (22), Pittsburgh (ND 80 - Pittsburgh 93)
 a "double-double" was on 3/3/10 - Gavin Edwards (10 pts., 11 rebs.), Connecticut (ND 58 - Connecticut 50)*
 a "triple-double" was on 2/21/06 - Marcus Williams (18 pts, 10 rebs, 13 asts), Connecticut (ND 74 - Connecticut 75 - OT)
 20 points and 10 rebounds..... was on 1/2/10 - Stanley Robinson (22 pts., 16 rebs.), Connecticut (ND 70 - Connecticut 82)
 20 points and 20 rebounds..... was on 1/31/09 - DeJuan Blair (23 pts., 22 rebs.), Pittsburgh (ND 80 - Pittsburgh 93)
 10 assists was on 2/11/10 - Eugene Harvey (10), Seton Hall (ND 87 - Seton Hall 90)
 10 blocks..... was on 1/5/08 - Hasheem Thabeet (10), Connecticut (ND 73 - Connecticut 67)*
 10 steals..... never

Note: Notre Dame began playing as a member of the BIG EAST Conference in 1995-96.

* indicates Notre Dame home game; @ indicates Purcell Pavilion record; # indicates school record





0 Eric Atkins

Freshman • 6-2 • 173
Columbia, Md. • Mount Saint Joseph

Career Games With:

Double Figure Points	2
20-Plus Points	N/A
30-Plus Points	N/A
10-Plus Rebounds	N/A
10-Plus Assists	N/A
Double-Double	N/A

QUICK HITS:

- Registered first points in an Irish uniform against Georgia Southern, posting 9 points on 4-4 shooting, including 1-1 from three-point range
- Reached double figures for the first time with the Irish, recording 10 points against Liberty
- Posted a couple more firsts against Chicago State, notching his first start with the Irish while also becoming first freshman to reach double figures in two straight games since Luke Harangody in 2006-07

Season and Career Bests

Points	Season 12 (vs. Chicago State 11/17/10)	FG's	Season 4 (on three occasions)
Career 12 (vs. Chicago State 11/17/10)	Career 4 (on three occasions)	3PT FG's	Season 2 (on two occasions)
Rebounds	Season 3 (on two occasions)	Career 2 (on two occasions)	FT's
Career 3 (on two occasions)	Season 5 (vs. Chicago State 11/17/10)	Career 2 (vs. Chicago State 11/17/10)	Season 2 (vs. Chicago State 11/17/10)
Assists	Career 5 (vs. Chicago State 11/17/10)	Minutes	Season 32 (vs. Chicago State 11/17/10)
Season --	Career --	Career 32 (vs. Chicago State 11/17/10)	
Steals	Season --		
Career --			
Blocks	Season --		
Career --			

Game-By-Game Stats

	Start	FG-A	3P-A	FT-A	Reb	PF	TP	A	TO	BK	S	Min
Georgia Southern		4-4	1-1	0-0	3	1	9	3	2	0	0	22
Liberty		4-7	2-3	0-0	1	0	10	4	1	0	0	22
Chicago State	*	4-7	2-4	2-2	3	3	12	5	1	0	0	32
Maine												
Georgia												
California/Temple												
BC/TAMUWisc./Manhattan												
Indiana State												
Kentucky												
Gonzaga												
Stony Brook												
UMBC												
Georgetown												
Syracuse												
Connecticut												
St. John's												
Marquette												
St. John's												
Cincinnati												
Marquette												
Pittsburgh												
DePaul												
Rutgers												
Louisville												
USF												
West Virginia												
Providence												
Seton Hall												
Villanova												
Connecticut												

Career Stats vs. BIG EAST

Opponent	GP-GS	Min.	FG-A	3PT-A	FT-A	Reb.	A	PF	B	S	Pts.
Cincinnati	0-0	0	0-0	0-0	0-0	0/0.0	0	0	0	0	0/0.0
Connecticut	0-0	0	0-0	0-0	0-0	0/0.0	0	0	0	0	0/0.0
DePaul	0-0	0	0-0	0-0	0-0	0/0.0	0	0	0	0	0/0.0
Georgetown	0-0	0	0-0	0-0	0-0	0/0.0	0	0	0	0	0/0.0
Louisville	0-0	0	0-0	0-0	0-0	0/0.0	0	0	0	0	0/0.0
Marquette	0-0	0	0-0	0-0	0-0	0/0.0	0	0	0	0	0/0.0
Pittsburgh	0-0	0	0-0	0-0	0-0	0/0.0	0	0	0	0	0/0.0
Providence	0-0	0	0-0	0-0	0-0	0/0.0	0	0	0	0	0/0.0
Rutgers	0-0	0	0-0	0-0	0-0	0/0.0	0	0	0	0	0/0.0
St. John's	0-0	0	0-0	0-0	0-0	0/0.0	0	0	0	0	0/0.0
Seton Hall	0-0	0	0-0	0-0	0-0	0/0.0	0	0	0	0	0/0.0
USF	0-0	0	0-0	0-0	0-0	0/0.0	0	0	0	0	0/0.0
Syracuse	0-0	0	0-0	0-0	0-0	0/0.0	0	0	0	0	0/0.0
Villanova	0-0	0	0-0	0-0	0-0	0/0.0	0	0	0	0	0/0.0
West Virginia	0-0	0	0-0	0-0	0-0	0/0.0	0	0	0	0	0/0.0


Career Statistics

Season	GP-GS	Min	Avg	FG-A	Pct	3FG-A	Pct	FT-A	Pct	O-D-TOT	Avg	PF-FO	Ast	TO	Blk	Stl	Pts	Avg
2010-11	3-1	76	25.3	12-18	.667	5-8	.625	2-2	1.000	1-6-7	2.3	4-0	12	4	0	0	31	10.3
TOTAL	3-1	76	25.3	12-18	.667	5-8	.625	2-2	1.000	1-6-7	2.3	4-0	12	4	0	0	31	10.3

Career BIG EAST Statistics

Season	GP-GS	Min	Avg	FG-A	Pct	3FG-A	Pct	FT-A	Pct	O-D-TOT	Avg	PF-FO	Ast	TO	Blk	Stl	Pts	Avg
2010-11										Has Not Played								
TOTAL										Has Not Played								





1 Tyrone Nash

Senior • 6-8 • 232

Queens, N.Y. • Lawrence Woodmere Academy & Northfield Mt. Hermon

Career Games With:

Double Figure Points.....	16
20-Plus Points.....	N/A
30-Plus Points.....	N/A
10-Plus Rebounds.....	4
10-Plus Assists.....	N/A
Double-Double.....	2

QUICK HITS:

- Has started in 39 contests over career for the Irish, including a string of 38 consecutive games, both leading the current roster
- Set a career high in free throws, knocking down 12 against Liberty (on 15 attempts), also tying his career high in points with 16 against the Flames
- Posted first double-double of season against Chicago State, going for 11 points and 10 rebounds and set career high for assists with 7

Season and Career Bests

Points		FG's	
Season	16 (vs. Liberty 11/14/10)	Season	4 (vs. Chicago State 11/17/10)
Career	16 (on two occasions)	Career	6 (vs. Loyola Marymount 12/12/09)
Rebounds		3PT FG's	
Season	10 (vs. Chicago State 11/17/10)	Season	--
Career	11 (vs. Villanova 3/2/09)	Career	--
Assists		FT's	
Season	7 (vs. Chicago State 11/17/10)	Season	12 (vs. Liberty 11/14/10)
Career	7 (vs. Chicago State 11/17/10)	Career	12 (vs. Liberty 11/14/10)
Steals		Minutes	
Season	1 (vs. Georgia Southern (11/12/10)	Season	28 (vs. Liberty 11/14/10)
Career	3 (on three occasions)	Career	38 (vs. St. John's 2/14/10)
Blocks			
Season	--		
Career	3 (vs. USF 2/7/10)		

Game-By-Game Stats

	Start	FG-A	3P-A	FT-A	Reb	PF	TP	A	TO	BK	S	Min
Georgia Southern	*	2-3	0-0	3-4	2	2	7	1	1	0	1	22
Liberty	*	2-4	0-0	12-15	9	0	16	1	1	0	0	28
Chicago State	*	4-6	0-0	3-4	10	2	11	7	1	0	0	26
Maine												
Georgia												
California/Temple												
BC/TAMUWisc./Manhattan												
Indiana State												
Kentucky												
Gonzaga												
Stony Brook												
UMBC												
Georgetown												
Syracuse												
Connecticut												
St. John's												
Marquette												
St. John's												
Cincinnati												
Marquette												
Pittsburgh												
DePaul												
Rutgers												
Louisville												
USF												
West Virginia												
Providence												
Seton Hall												
Villanova												
Connecticut												

Career Stats vs. BIG EAST

Opponent	GP-GS	Min.	FG-A	3PT-A	FT-A	Reb.	A	PF	B	S	Pts.
Cincinnati	2-2	39	1-2	0-0	2-5	6/3.0	2	9	0	1	4/2.0
Connecticut	4-2	77	13-28	0-0	2-8	22/5.5	5	6	0	3	28/7.0
DePaul	2-1	34	4-6	0-0	5-7	10/5.0	2	2	0	0	13/6.5
Georgetown	3-1	33	2-3	0-0	4-5	6/2.0	3	2	1	0	8/2.3
Louisville	2-1	42	2-6	0-0	0-2	10/5.0	4	6	1	1	4/2.0
Marquette	3-1	48	4-6	0-0	7-10	11/5.5	3	6	0	2	15/7.5
Pittsburgh	3-1	81	6-11	0-0	9-14	14/4.7	9	4	2	4	21/7.0
Providence	2-1	38	8-13	0-0	0-0	10/5.0	0	6	1	1	16/8.0
Rutgers	2-1	34	6-8	0-0	1-4	3/1.5	2	5	0	3	13/4.3
St. John's	3-1	65	5-10	0-0	6-9	8/2.7	7	5	2	3	16/5.3
Seton Hall	3-2	66	8-14	0-1	6-12	13/4.3	2	6	0	1	22/7.3
USF	4-2	66	7-16	0-0	10-12	18/4.5	3	9	3	2	24/6.0
Syracuse	3-1	21	0-3	0-0	1-2	2/0.7	0	4	0	1	1/0.3
Villanova	2-2	48	5-8	0-0	6-13	17/8.5	3	8	0	1	16/8.0
West Virginia	4-2	86	7-11	0-0	5-11	18/4.5	4	11	1	0	19/4.8


Career Statistics

Season	GP-GS	Min	Avg	FG-A	Pct	3FG-A	Pct	FT-A	Pct	O-D-TOT	Avg	PF-FO	Ast	TO	Blk	Stl	Pts	Avg
2007-08	15-0	59	3.9	6-13	.462	0-1	.000	3-11	.273	8-12-20	1.3	6-0	5	3	1	2	15	1.0
2008-09	34-1	384	11.3	37-73	.507	0-0	.000	27-50	.540	51-70-121	3.6	52-2	23	13	6	15	101	3.0
2009-10	35-35	923	26.4	96-177	.542	0-0	.000	80-133	.602	79-104-183	5.2	101-3	59	48	16	24	272	7.8
2010-11	3-3	76	25.3	8-13	.615	0-0	.000	18-23	.783	10-11-21	7.0	4-0	9	3	0	1	34	11.3
TOTAL	87-39	1442	16.6	147-276	.533	0-1	.000	128-217	.590	148-197-345	4.0	163-5	96	67	23	42	422	4.9

Career BIG EAST Statistics

Season	GP-GS	Min	Avg	FG-A	Pct	3FG-A	Pct	FT-A	Pct	O-D-TOT	Avg	PF-FO	Ast	TO	Blk	Stl	Pts	Avg
2007-08	6-0	9	1.5	1-2	.500	0-1	.000	2-4	.500	1-1-2	0.3	0-0	0	0	0	0	4	0.7
2008-09	16-1	148	9.3	17-30	.567	0-0	.000	5-18	.278	21-26-47	2.9	25-1	7	2	2	6	39	2.4
2009-10	18-18	508	28.2	52-100	.520	0-0	.000	52-77	.675	45-55-100	5.6	59-3	33	21	8	14	156	8.7
2010-11										Has Not Played								
TOTAL	40-19	665	16.6	70-132	.530	0-1	.000	59-99	.596	67-82-149	3.7	84-4	40	23	10	20	199	5.0





5 Tom Kopko | Senior • 6-2 • 187 Chicago, Ill. • St. Laurence

Career Games With:

Double Figure Points.....	N/A
20-Plus Points.....	N/A
30-Plus Points.....	N/A
10-Plus Rebounds.....	N/A
10-Plus Assists.....	N/A
Double-Double.....	N/A

QUICK HITS:

- Played in each of the first three contests of the season (Georgia Southern, Liberty, Chicago State)
- Matched most career minutes against Chicago State, playing 5 minutes

Season and Career Bests

Points	Season -- Career 5 (vs. Northern Illinois 12/8/07)	FG's	Season -- Career 2 (vs. Northern Illinois 12/8/07)
Rebounds	Season 1 (on two occasions) Career 2 (vs. Monmouth 11/16/07)	3PT FG's	Season -- Career 1 (on two occasions)
Assists	Season -- Career 1 (on two occasions)	FT's	Season -- Career 1 (vs. Savannah State 12/22/08)
Steals	Season -- Career 1 (vs. USC Upstate 11/16/08)	Minutes	Season 5 (vs. Chicago State 11/17/10) Career 5 (on two occasions)
Blocks	Season -- Career --		

Game-By-Game Stats

	Start	FG-A	3P-A	FT-A	Reb	PF	TP	A	TO	BK	S	Min
Georgia Southern		0-2	0-1	0-0	1	0	0	0	0	0	0	3
Liberty		0-0	0-0	0-0	0	0	0	0	0	0	0	1
Chicago State		0-2	0-1	0-0	1	0	0	0	0	0	0	5
Maine												
Georgia												
California/Temple												
BC/TAMUWisc./Manhattan												
Indiana State												
Kentucky												
Gonzaga												
Stony Brook												
UMBC												
Georgetown												
Syracuse												
Connecticut												
St. John's												
Marquette												
St. John's												
Cincinnati												
Marquette												
Pittsburgh												
DePaul												
Rutgers												
Louisville												
USF												
West Virginia												
Providence												
Seton Hall												
Villanova												
Connecticut												

Career Stats vs. BIG EAST

Opponent	GP-GS	Min.	FG-A	3PT-A	FT-A	Reb.	A	PF	B	S	Pts.
Cincinnati	0-0	0	0-0	0-0	0-0	0/0.0	0	0	0	0	0/0.0
Connecticut	0-0	0	0-0	0-0	0-0	0/0.0	0	0	0	0	0/0.0
DePaul	0-0	0	0-0	0-0	0-0	0/0.0	0	0	0	0	0/0.0
Georgetown	0-0	0	0-0	0-0	0-0	0/0.0	0	0	0	0	0/0.0
Louisville	0-0	0	0-0	0-0	0-0	0/0.0	0	0	0	0	0/0.0
Marquette	0-0	0	0-0	0-0	0-0	0/0.0	0	0	0	0	0/0.0
Pittsburgh	0-0	0	0-0	0-0	0-0	0/0.0	0	0	0	0	0/0.0
Providence	0-0	0	0-0	0-0	0-0	0/0.0	0	0	0	0	0/0.0
Rutgers	0-0	0	0-0	0-0	0-0	0/0.0	0	0	0	0	0/0.0
St. John's	0-0	0	0-0	0-0	0-0	0/0.0	0	0	0	0	0/0.0
Seton Hall	1-0	1	0-0	0-0	0-0	0/0.0	0	0	0	0	0/0.0
South Florida	0-0	0	0-0	0-0	0-0	0/0.0	0	0	0	0	0/0.0
Syracuse	0-0	0	0-0	0-0	0-0	0/0.0	0	0	0	0	0/0.0
Villanova	0-0	0	0-0	0-0	0-0	0/0.0	0	0	0	0	0/0.0
West Virginia	0-0	0	0-0	0-0	0-0	0/0.0	0	0	0	0	0/0.0

Career Statistics

Season	GP-GS	Min	Avg	FG-A	Pct	3FG-A	Pct	FT-A	Pct	O-D-TOT	Avg	PF-FO	Ast	TO	Blk	Stl	Pts	Avg
2007-08	5-0	11	2.2	2-4	.500	1-3	.333	0-1	.000	1-1-2	0.4	1-0	0	0	0	0	5	1.0
2008-09	6-0	12	2.0	3-7	.429	0-3	.000	1-2	.500	0-0-0	0.0	0-0	3	1	0	2	7	1.2
2009-10	8-0	13	1.6	3-6	.500	2-4	.500	0-0	.000	0-0-0	0.0	2-0	0	1	0	0	8	1.0
2010-11	3-0	9	3.0	0-4	.000	0-2	.000	0-0	.000	2-0-2	0.7	0-0	0	0	0	0	0	0.0
TOTAL	22-0	45	2.0	8-21	.381	3-12	.250	1-3	.333	3-1-4	0.2	3-0	3	2	0	2	20	0.9

Career BIG EAST Statistics

Season	GP-GS	Min	Avg	FG-A	Pct	3FG-A	Pct	FT-A	Pct	O-D-TOT	Avg	PF-FO	Ast	TO	Blk	Stl	Pts	Avg
2007-08	1-0	0	0.0	0-0	.000	0-0	.000	0-0	.000	0-0-0	0.0	0-0	0	0	0	0	0	0.0
2008-09																		
2009-10																		
2010-11																		
TOTAL	1-0	0	0.0	0-0	.000	0-0	.000	0-0	.000	0-0-0	0.0	0-0	0	0	0	0	0	0.0





12 Alex Dragicevich | Freshman • 6-8 • 215 Northbrook, Ill. • Glenbrook North

Career Games With:

Double Figure Points.....	N/A
20-Plus Points.....	N/A
30-Plus Points.....	N/A
10-Plus Rebounds.....	N/A
10-Plus Assists.....	N/A
Double-Double.....	N/A

QUICK HITS:

- Scored first points with the Irish against Georgia Southern, recording 9 points on 2-5 shooting, including a perfect 4-4 from the free throw line
- Also grabbed first rebounds of career against Georgia Southern, grabbing 3 boards in the contest

Season and Career Bests

Points		FG's	
Season	9 (vs. Georgia Southern 11/12/10)	Season	2 (vs. Georgia Southern 11/12/10)
Career	9 (vs. Georgia Southern 11/12/10)	Career	2 (vs. Georgia Southern 11/12/10)
Rebounds		3PT FG's	
Season	3 (vs. Georgia Southern 11/12/10)	Season	1 (vs. Georgia Southern 11/12/10)
Career	3 (vs. Georgia Southern 11/12/10)	Career	1 (vs. Georgia Southern 11/12/10)
Assists		FT's	
Season	--	Season	4 (vs. Georgia Southern 11/12/10)
Career	--	Career	4 (vs. Georgia Southern 11/12/10)
Steals		Minutes	
Season	--	Season	10 (vs. Georgia Southern 11/12/10)
Career	--	Career	10 (vs. Georgia Southern 11/12/10)
Blocks			
Season	--		
Career	--		

Game-By-Game Stats

	Start	FG-A	3P-A	FT-A	Reb	PF	TP	A	TO	BK	S	Min
Georgia Southern		2-5	1-2	4-4	3	1	9	0	0	0	0	10
Liberty		0-0	0-0	0-0	0	0	0	0	0	0	0	1
Chicago State		1-2	0-0	2-2	1	0	4	0	0	0	0	7
Maine												
Georgia												
California/Temple												
BC/TAMUWisc./Manhattan												
Indiana State												
Kentucky												
Gonzaga												
Stony Brook												
UMBC												
Georgetown												
Syracuse												
Connecticut												
St. John's												
Marquette												
St. John's												
Cincinnati												
Marquette												
Pittsburgh												
DePaul												
Rutgers												
Louisville												
USF												
West Virginia												
Providence												
Seton Hall												
Villanova												
Connecticut												

Career Stats vs. BIG EAST

Opponent	GP-GS	Min.	FG-A	3PT-A	FT-A	Reb.	A	PF	B	S	Pts.
Cincinnati	0-0	0	0-0	0-0	0-0	0/0.0	0	0	0	0	0/0.0
Connecticut	0-0	0	0-0	0-0	0-0	0/0.0	0	0	0	0	0/0.0
DePaul	0-0	0	0-0	0-0	0-0	0/0.0	0	0	0	0	0/0.0
Georgetown	0-0	0	0-0	0-0	0-0	0/0.0	0	0	0	0	0/0.0
Louisville	0-0	0	0-0	0-0	0-0	0/0.0	0	0	0	0	0/0.0
Marquette	0-0	0	0-0	0-0	0-0	0/0.0	0	0	0	0	0/0.0
Pittsburgh	0-0	0	0-0	0-0	0-0	0/0.0	0	0	0	0	0/0.0
Providence	0-0	0	0-0	0-0	0-0	0/0.0	0	0	0	0	0/0.0
Rutgers	0-0	0	0-0	0-0	0-0	0/0.0	0	0	0	0	0/0.0
St. John's	0-0	0	0-0	0-0	0-0	0/0.0	0	0	0	0	0/0.0
Seton Hall	0-0	0	0-0	0-0	0-0	0/0.0	0	0	0	0	0/0.0
USF	0-0	0	0-0	0-0	0-0	0/0.0	0	0	0	0	0/0.0
Syracuse	0-0	0	0-0	0-0	0-0	0/0.0	0	0	0	0	0/0.0
Villanova	0-0	0	0-0	0-0	0-0	0/0.0	0	0	0	0	0/0.0
West Virginia	0-0	0	0-0	0-0	0-0	0/0.0	0	0	0	0	0/0.0

Career Statistics

Season	GP-GS	Min	Avg	FG-A	Pct	3FG-A	Pct	FT-A	Pct	O-D-TOT	Avg	PF-FO	Ast	TO	Blk	Stl	Pts	Avg
2010-11	3-0	18	6.0	3-7	.429	1-2	.500	6-6	1.000	1-3-4	1.3	1-0	0	0	0	0	13	4.3
TOTAL	3-0	18	6.0	3-7	.429	1-2	.500	6-6	1.000	1-3-4	1.3	1-0	0	0	0	0	13	4.3

Career BIG EAST Statistics

Season	GP-GS	Min	Avg	FG-A	Pct	3FG-A	Pct	FT-A	Pct	O-D-TOT	Avg	PF-FO	Ast	TO	Blk	Stl	Pts	Avg
2010-11																		
TOTAL																		





14 Scott Martin | Senior • 6-8 • 219 Valparaiso, Ind. • Valparaiso

Career Games With:

Double Figure Points	13 (0 with ND)
20-Plus Points	N/A
30-Plus Points	N/A
10-Plus Rebounds	N/A
10-Plus Assists	N/A
Double-Double	N/A

QUICK HITS:

- Returned to the court for first time since '07-08 season against Georgia Southern, scoring 7 points along with 5 rebounds in 22 minutes of play
- Missed contest against Chicago State due to back spasms

Season and Career Bests

Points	Season 7 (vs. Georgia Southern 11/12/10)	FG's	Season 2 (on two occasions)
Career 17 (vs. Missouri St. 12/23/07)	Career 6 (on two occasions)		
Rebounds	Season 5 (vs. Georgia Southern 11/12/10)	3PT FG's	Season 1 (vs. Liberty 11/14/10)
Career 9 (vs. Northwestern 3/1/08)	Career 2 (on six occasions)		
Assists	Season 3 (vs. Liberty 11/14/10)	FT's	Season 3 (vs. Georgia Southern 11/12/10)
Career 5 (vs. Minnesota 2/27/08)	Career 8 (vs. Florida International 12/29/07)		
Steals	Season 1 (vs. Liberty 11/14/10)	Minutes	Season 29 (vs. Liberty 11/14/10)
Career 4 (vs. Clemson 11/27/07)	Career 33 (vs. Indiana State 12/1/07)		
Blocks	Season 1 (vs. Liberty 11/14/10)		
Career 3 (on two occasions)			

Game-By-Game Stats

	Start	FG-A	3P-A	FT-A	Reb	PF	TP	A	TO	BK	S	Min
Georgia Southern	*	2-7	0-3	3-3	5	4	7	2	2	0	0	22
Liberty	*	2-9	1-5	1-4	3	0	6	3	2	1	1	29
Chicago State												DNP - Injured
Maine												
Georgia												
California/Temple												
BC/TAMUWisc./Manhattan												
Indiana State												
Kentucky												
Gonzaga												
Stony Brook												
UMBC												
Georgetown												
Syracuse												
Connecticut												
St. John's												
Marquette												
St. John's												
Cincinnati												
Marquette												
Pittsburgh												
DePaul												
Rutgers												
Louisville												
USF												
West Virginia												
Providence												
Seton Hall												
Villanova												
Connecticut												

Career Stats vs. BIG EAST

Opponent	GP-GS	Min.	FG-A	3PT-A	FT-A	Reb.	A	PF	B	S	Pts.
Cincinnati	0-0	0	0-0	0-0	0-0	0/0.0	0	0	0	0	0/0.0
Connecticut	0-0	0	0-0	0-0	0-0	0/0.0	0	0	0	0	0/0.0
DePaul	0-0	0	0-0	0-0	0-0	0/0.0	0	0	0	0	0/0.0
Georgetown	0-0	0	0-0	0-0	0-0	0/0.0	0	0	0	0	0/0.0
Louisville	1-1	22	3-6	0-1	5-8	3/3.0	0	4	0	1	11/11.0
Marquette	0-0	0	0-0	0-0	0-0	0/0.0	0	0	0	0	0/0.0
Pittsburgh	0-0	0	0-0	0-0	0-0	0/0.0	0	0	0	0	0/0.0
Providence	0-0	0	0-0	0-0	0-0	0/0.0	0	0	0	0	0/0.0
Rutgers	0-0	0	0-0	0-0	0-0	0/0.0	0	0	0	0	0/0.0
St. John's	0-0	0	0-0	0-0	0-0	0/0.0	0	0	0	0	0/0.0
Seton Hall	0-0	0	0-0	0-0	0-0	0/0.0	0	0	0	0	0/0.0
USF	0-0	0	0-0	0-0	0-0	0/0.0	0	0	0	0	0/0.0
Syracuse	0-0	0	0-0	0-0	0-0	0/0.0	0	0	0	0	0/0.0
Villanova	0-0	0	0-0	0-0	0-0	0/0.0	0	0	0	0	0/0.0
West Virginia	0-0	0	0-0	0-0	0-0	0/0.0	0	0	0	0	0/0.0

Career Statistics

Season	GP-GS	Min	Avg	FG-A	Pct	3FG-A	Pct	FT-A	Pct	O-D-TOT	Avg	PF-FO	Ast	TO	Blk	Stl	Pts	Avg	
2007-08	32-8	700	21.9	84-225	.373	26-83	.313	78-112	.696	42-79-121	3.8	78-3	44	48	21	31	272	8.5	
2008-09																			
2009-10																			
2010-11	2-2	51	25.5	4-16	.250	1-8	.125	4-7	.571	3-5-8	4.0	4-0	5	4	1	1	13	6.5	
TOTAL	34-10	751	22.1	88-241	.365	27-91	.297	82-119	.689	45-84-129	3.8	82-3	49	52	22	32	285	8.4	

Career BIG EAST Statistics

Season	GP-GS	Min	Avg	FG-A	Pct	3FG-A	Pct	FT-A	Pct	O-D-TOT	Avg	PF-FO	Ast	TO	Blk	Stl	Pts	Avg	
2008-09																			
2009-10																			
2010-11																			
TOTAL	0-0	0	0.0	0-0	.000	0-0	.000	0-0	.000	0-0-0	0.0	0-0	0	0	0	0	0	0.0	





21 Tim Abromaitis | Graduate Student • 6-8 • 235 Unionville, Conn. • Farmington

Career Games With:

Double Figure Points.....	31
20-Plus Points.....	9
30-Plus Points.....	2
10-Plus Rebounds.....	2
10-Plus Assists.....	N/A
Double-Double.....	2

QUICK HITS:

- Has started 29 of the last 30 contests for the Irish
- Reached double-figure points three times this season
- Posted first double-double of the season against Chicago State, notching 21 points along with 10 rebounds (matching his career best in rebounds)
- Set career high in assists against Chicago State, dishing out 7 assists

Season and Career Bests

Points	Season 21 (vs. Chicago State 11/17/10) Career 31 (vs. UCF 12/6/09)	FG's	Season 6 (vs. Chicago State 11/17/10) Career 11 (vs. Louisville 2/17/10)
Rebounds	Season 10 (vs. Chicago State 11/17/10) Career 10 (on two occasions)	3PT FG's	Season 2 (vs. Liberty 11/14/10) Career 5 (on three occasions)
Assists	Season 7 (vs. Chicago State 11/17/10) Career 7 (vs. Chicago State 11/17/10)	FT's	Season 8 (vs. Chicago State 11/17/10) Career 12 (vs. Seton Hall 2/11/10)
Steals	Season 2 (vs. Liberty 11/14/10) Career 2 (on three occasions)	Minutes	Season 34 (vs. Liberty 11/14/10) Career 45 (vs. Louisville 2/17/10)
Blocks	Season 1 (on two occasions) Career 2 (vs. Georgetown 2/27/10)		

Game-By-Game Stats

	Start	FG-A	3P-A	FT-A	Reb	PF	TP	A	TO	BK	S	Min
Georgia Southern	*	2-13	1-7	5-6	5	1	10	3	1	0	0	22
Liberty	*	4-12	2-9	3-4	7	2	13	0	2	1	2	34
Chicago State	*	6-15	1-8	8-9	10	0	21	7	0	1	1	30
Maine												
Georgia												
California/Temple												
BC/TAMUWisc./Manhattan												
Indiana State												
Kentucky												
Gonzaga												
Stony Brook												
UMBC												
Georgetown												
Syracuse												
Connecticut												
St. John's												
Marquette												
St. John's												
Cincinnati												
Marquette												
Pittsburgh												
DePaul												
Rutgers												
Louisville												
USF												
West Virginia												
Providence												
Seton Hall												
Villanova												
Connecticut												

Career Stats vs. BIG EAST

Opponent	GP-GS	Min.	FG-A	3PT-A	FT-A	Reb.	A	PF	B	S	Pts.
Cincinnati	2-2	66	11-20	4-5	12-15	11/5.5	4	6	1	3	38/19.0
Connecticut	2-1	70	7-21	2-9	2-2	8/4.0	2	4	0	2	18/9.0
DePaul	1-1	33	9-16	5-9	7-8	6/6.0	3	0	0	1	30/30.0
Georgetown	2-1	36	7-19	1-9	6-6	4/2.0	3	2	2	1	21/10.5
Louisville	1-1	45	11-18	2-4	5-6	5/5.0	0	4	1	0	29/29.0
Marquette	2-1	44	6-18	1-9	7-8	9/4.5	4	0	0	0	20/10.0
Pittsburgh	2-2	73	7-15	3-6	7-8	7/3.5	1	2	2	0	24/12.0
Providence	1-1	30	8-14	5-8	1-2	7/7.0	1	2	0	0	22/22.0
Rutgers	1-1	39	6-13	3-7	2-2	10/10.0	2	4	0	0	17/17.0
St. John's	1-1	39	7-11	4-6	6-8	6/6.0	1	1	0	1	24/24.0
Seton Hall	3-2	66	5-13	3-7	14-14	14/4.7	2	5	0	0	27/9.0
USF	2-2	63	7-16	3-8	1-1	8/4.0	5	3	0	1	18/9.0
Syracuse	1-1	38	10-17	5-11	1-2	2/2.0	3	4	1	0	26/26.0
Villanova	1-1	37	3-13	2-8	8-10	5/5.0	2	3	0	0	16/16.0
West Virginia	2-2	64	6-14	3-7	9-11	11/5.5	2	6	0	2	24/12.0

Career Statistics

Season	GP-GS	Min	Avg	FG-A	Pct	3FG-A	Pct	FT-A	Pct	O-D-TOT	Avg	PF-FO	Ast	TO	Blk	Stl	Pts	Avg
2007-08	12-0	40	3.3	6-21	.286	1-8	.125	7-7	1.000	5-7-12	1.0	5-0	3	4	1	1	20	1.7
2008-09										Did Not Play								
2009-10	35-26	1104	31.5	183-370	.495	81-189	.429	117-134	.873	43-123-166	4.7	76-1	52	42	11	17	564	16.1
2010-11	3-3	86	28.7	12-40	.300	4-24	.167	16-19	.842	5-17-22	7.3	3-0	10	3	2	3	44	14.7
TOTAL	50-29	1230	24.6	201-431	.466	86-221	.389	140-160	.875	53-147-200	4.0	84-1	65	49	14	21	628	12.6

Career BIG EAST Statistics

Season	GP-GS	Min	Avg	FG-A	Pct	3FG-A	Pct	FT-A	Pct	O-D-TOT	Avg	PF-FO	Ast	TO	Blk	Stl	Pts	Avg
2007-08	3-0	5	1.7	1-2	.500	0-1	.000	2-2	1.000	0-0-0	0.0	1-0	1	1	0	0	4	1.3
2008-09										Did Not Play								
2009-10	18-17	647	35.9	102-217	.470	45-109	.413	78-90	.867	28-74-102	5.7	37-1	34	25	6	9	327	18.2
2010-11										Has Not Played								
TOTAL	21-17	652	31.0	103-219	.470	45-110	.409	80-92	.870	28-74-102	4.9	38-1	35	26	6	9	331	15.8





22 Jerian Grant | Freshman • 6-5 • 185 Bowie, Md. • DeMatha

Career Games With:

Double Figure Points.....	N/A
20-Plus Points.....	N/A
30-Plus Points.....	N/A
10-Plus Rebounds.....	N/A
10-Plus Assists.....	N/A
Double-Double.....	N/A

QUICK HITS:

- Has not played during the 2010-11 season due to injury

Season and Career Bests

Points		FG's	
Season	--	Season	--
Career	--	Career	--
Rebounds		3PT FG's	
Season	--	Season	--
Career	--	Career	--
Assists		FT's	
Season	--	Season	--
Career	--	Career	--
Steals		Minutes	
Season	--	Season	--
Career	--	Career	--
Blocks			
Season	--		
Career	--		

Game-By-Game Stats

	Start	FG-A	3P-A	FT-A	Reb	PF	TP	A	TO	BK	S	Min
Georgia Southern												DNP - Injured
Liberty												DNP - Injured
Chicago State												DNP - Injured
Maine												
Georgia												
California/Temple												
BC/TAMUWisc./Manhattan												
Indiana State												
Kentucky												
Gonzaga												
Stony Brook												
UMBC												
Georgetown												
Syracuse												
Connecticut												
St. John's												
Marquette												
St. John's												
Cincinnati												
Marquette												
Pittsburgh												
DePaul												
Rutgers												
Louisville												
USF												
West Virginia												
Providence												
Seton Hall												
Villanova												
Connecticut												

Career Stats vs. BIG EAST

Opponent	GP-GS	Min.	FG-A	3PT-A	FT-A	Reb.	A	PF	B	S	Pts.
Cincinnati	0-0	0	0-0	0-0	0-0	0/0.0	0	0	0	0	0/0.0
Connecticut	0-0	0	0-0	0-0	0-0	0/0.0	0	0	0	0	0/0.0
DePaul	0-0	0	0-0	0-0	0-0	0/0.0	0	0	0	0	0/0.0
Georgetown	0-0	0	0-0	0-0	0-0	0/0.0	0	0	0	0	0/0.0
Louisville	0-0	0	0-0	0-0	0-0	0/0.0	0	0	0	0	0/0.0
Marquette	0-0	0	0-0	0-0	0-0	0/0.0	0	0	0	0	0/0.0
Pittsburgh	0-0	0	0-0	0-0	0-0	0/0.0	0	0	0	0	0/0.0
Providence	0-0	0	0-0	0-0	0-0	0/0.0	0	0	0	0	0/0.0
Rutgers	0-0	0	0-0	0-0	0-0	0/0.0	0	0	0	0	0/0.0
St. John's	0-0	0	0-0	0-0	0-0	0/0.0	0	0	0	0	0/0.0
Seton Hall	0-0	0	0-0	0-0	0-0	0/0.0	0	0	0	0	0/0.0
USF	0-0	0	0-0	0-0	0-0	0/0.0	0	0	0	0	0/0.0
Syracuse	0-0	0	0-0	0-0	0-0	0/0.0	0	0	0	0	0/0.0
Villanova	0-0	0	0-0	0-0	0-0	0/0.0	0	0	0	0	0/0.0
West Virginia	0-0	0	0-0	0-0	0-0	0/0.0	0	0	0	0	0/0.0

Career Statistics

Season	GP-GS	Min	Avg	FG-A	Pct	3FG-A	Pct	FT-A	Pct	O-D-TOT	Avg	PF-FO	Ast	TO	Blk	Stl	Pts	Avg	
2010-11																			Has Not Played
TOTAL																			Has Not Played

Career BIG EAST Statistics

Season	GP-GS	Min	Avg	FG-A	Pct	3FG-A	Pct	FT-A	Pct	O-D-TOT	Avg	PF-FO	Ast	TO	Blk	Stl	Pts	Avg	
2010-11																			Has Not Played
TOTAL																			Has Not Played





23 Ben Hansbrough | Senior • 6-3 • 203 Poplar Bluff, Mo. • Poplar Bluff

Career Games With:

Double Figure Points52 (26 at ND)
 20-Plus Points.....9 (5 at ND)
 30-Plus Points.....N/A
 10-Plus Rebounds.....1 (1 at ND)
 10-Plus Assists2 (2 at ND)
 Double-Double2 (2 at ND)

QUICK HITS:

- Recorded his eighth career 20-point game in the season-opener against Georgia Southern
- Has reached double figures in points in three contests this season, including two times reaching the 20-point mark
- Has led the team in scoring in all three games this season
- Tied a then-career high with 5 three pointers against Liberty, marking the fourth time he has hit that many three's
- Set a new career high in three pointers against Chicago State, drilling 6-10 from beyond the arc

Season and Career Bests

Points	Season 22 (vs. Chicago State 11/17/10) Career 23 (vs. T. A&M Corpus Christi 12/2/06)	FG's	Season 7 (on three occasions) Career 7 (on four occasions)
Rebounds	Season 5 (vs. Chicago State 11/17/10) Career 10 (vs. DePaul 1/23/10)	3PT FG's	Season 6 (vs. Chicago State 11/17/10) Career 6 (vs. Chicago State 11/17/10)
Assists	Season 6 (vs. Chicago State 11/17/10) Career 10 (on two occasions)	FT's	Season 2 (on two occasions) Career 10 (vs. Louisville 2/17/10)
Steals	Season 2 (vs. Georgia Southern 11/12/10) Career 4 (on four occasions)	Minutes	Season 34 (vs. Liberty 11/14/10) Career 48 (vs. Louisville 2/17/10)
Blocks	Season -- Career 1 (on five occasions)		

Game-By-Game Stats

	Start	FG-A	3P-A	FT-A	Reb	PF	TP	A	TO	BK	S	Min
Georgia Southern	*	7-10	4-7	2-2	3	3	20	4	2	0	2	24
Liberty	*	7-13	5-8	0-0	2	3	19	4	1	0	1	34
Chicago State	*	7-13	6-10	2-5	5	2	22	6	2	0	0	30
Maine												
Georgia												
California/Temple												
BC/TAMUWisc./Manhattan												
Indiana State												
Kentucky												
Gonzaga												
Stony Brook												
UMBC												
Georgetown												
Syracuse												
Connecticut												
St. John's												
Marquette												
St. John's												
Cincinnati												
Marquette												
Pittsburgh												
DePaul												
Rutgers												
Louisville												
USF												
West Virginia												
Providence												
Seton Hall												
Villanova												
Connecticut												

Career Stats vs. BIG EAST

Opponent	GP-GS	Min.	FG-A	3PT-A	FF-A	Reb.	A	PF	B	S	Pts.
Cincinnati	2-2	78	7-17	3-12	3-6	9/4.5	14	6	0	2	20/10.0
Connecticut	2-2	78	4-19	3-10	9-12	7/3.5	3	9	0	6	20/10.0
DePaul	1-1	34	4-9	2-4	5-7	10/10.0	7	1	0	0	15/15.0
Georgetown	1-1	39	7-10	3-5	4-5	3/3.0	4	3	1	1	21/21.0
Louisville	1-1	48	4-14	3-10	10-12	8/8.0	3	1	0	2	21/21.0
Marquette	1-1	42	1-6	0-5	2-2	2/2.0	3	4	0	1	4/4.0
Pittsburgh	2-2	74	8-16	2-7	2-3	12/6.0	7	5	1	1	20/10.0
Providence	1-1	39	3-8	1-5	3-5	8/8.0	10	2	1	0	10/10.0
Rutgers	1-1	37	6-12	3-4	3-3	5/5.0	5	3	0	4	18/18.0
St. John's	1-1	40	5-8	3-4	0-0	4/4.0	3	3	0	0	13/13.0
Seton Hall	2-2	72	6-16	3-9	2-3	6/3.0	5	5	1	1	17/8.5
USF	2-2	75	5-15	3-8	3-6	8/4.0	5	5	0	0	16/8.0
Syracuse	1-1	31	2-7	2-7	3-3	1/1.0	2	4	0	0	9/9.0
Villanova	1-1	19	2-3	1-2	2-2	1/1.0	2	5	0	1	7/7.0
West Virginia	2-2	79	7-16	5-9	4-8	11/5.5	13	3	0	2	23/11.5


Career Statistics

Season	GP-GS	Min	Avg	FG-A	Pct	3FG-A	Pct	FT-A	Pct	O-D-TOT	Avg	PF-FO	Ast	TO	Blk	Stl	Pts	Avg
2006-07	35-9	827	23.6	75-175	.429	47-114	.440	58-74	.784	15-83-98	2.8	60-1	112	65	0	35	255	7.3
2007-08	30-28	1005	33.5	98-236	.415	62-173	.358	56-71	.789	20-95-115	3.8	68-2	77	48	2	31	314	10.5
2008-09										Did Not Play Due To Transfer Rules								
2009-10	35-35	1241	35.5	129-284	.454	67-162	.414	94-129	.729	29-107-136	3.9	82-2	153	63	5	37	419	12.0
2010-11	3-3	88	29.3	21-36	.583	15-25	.600	4-7	.571	1-9-10	3.3	8-0	14	5	0	3	61	20.3
TOTAL	103-75	3161	30.7	323-731	.442	191-474	.403	212-281	.754	65-294-359	3.5	218-5	356	181	7	106	1049	10.2

Career BIG EAST Statistics

Season	GP-GS	Min	Avg	FG-A	Pct	3FG-A	Pct	FT-A	Pct	O-D-TOT	Avg	PF-FO	Ast	TO	Blk	Stl	Pts	Avg
2009-10	18-18	670	37.2	62-149	.416	31-86	.360	50-70	.714	18-69-87	4.8	52-2	76	36	3	19	205	11.4
2010-11										Has Not Played								
TOTAL	18-18	670	37.2	62-149	.416	31-86	.360	50-70	.714	18-69-87	4.8	52-2	76	36	3	19	205	11.4





25 Tom Knight | Sophomore • 6-10 • 253 Dixfield, Maine • Dirigo

Career Games With:

Double Figure Points.....	N/A
20-Plus Points.....	N/A
30-Plus Points.....	N/A
10-Plus Rebounds.....	N/A
10-Plus Assists.....	N/A
Double-Double.....	N/A

QUICK HITS:

- After sitting out last season, scored first points of Irish career against Georgia Southern in a 7-point, 4-rebound performance over his 9 minutes of game time
- Has seen playing time in each of the first three games of the year (Georgia Southern, Liberty, Chicago State)
- Recorded first block of Irish career against Chicago State

Season and Career Bests

Points		FG's	
Season	7 (vs. Georgia Southern 11/12/10)	Season	3 (vs. Georgia Southern 11/12/10)
Career	7 (vs. Georgia Southern 11/12/10)	Career	3 (vs. Georgia Southern 11/12/10)
Rebounds		3PT FG's	
Season	4 (vs. Georgia Southern 11/12/10)	Season	--
Career	4 (vs. Georgia Southern 11/12/10)	Career	--
Assists		FT's	
Season	1 (on two occasions)	Season	1 (vs. Georgia Southern 11/12/10)
Career	1 (on two occasions)	Career	1 (vs. Georgia Southern 11/12/10)
Steals		Minutes	
Season	--	Season	9 (vs. Georgia Southern 11/12/10)
Career	--	Career	9 (vs. Georgia Southern 11/12/10)
Blocks			
Season	1 (vs. Chicago State 11/17/10)		
Career	1 (vs. Chicago State 11/17/10)		

Game-By-Game Stats

	Start	FG-A	3P-A	FT-A	Reb	PF	TP	A	TO	BK	S	Min
Georgia Southern		3-3	0-0	1-1	4	1	7	1	1	0	0	9
Liberty		0-1	0-0	0-0	1	0	0	1	0	0	0	1
Chicago State		0-2	0-0	0-0	2	0	0	0	0	1	0	7
Maine												
Georgia												
California/Temple												
BC/TAMUWisc./Manhattan												
Indiana State												
Kentucky												
Gonzaga												
Stony Brook												
UMBC												
Georgetown												
Syracuse												
Connecticut												
St. John's												
Marquette												
St. John's												
Cincinnati												
Marquette												
Pittsburgh												
DePaul												
Rutgers												
Louisville												
USF												
West Virginia												
Providence												
Seton Hall												
Villanova												
Connecticut												

Career Stats vs. BIG EAST

Opponent	GP-GS	Min.	FG-A	3PT-A	FT-A	Reb.	A	PF	B	S	Pts.
Cincinnati	0-0	0	0-0	0-0	0-0	0/0.0	0	0	0	0	0/0.0
Connecticut	0-0	0	0-0	0-0	0-0	0/0.0	0	0	0	0	0/0.0
DePaul	0-0	0	0-0	0-0	0-0	0/0.0	0	0	0	0	0/0.0
Georgetown	0-0	0	0-0	0-0	0-0	0/0.0	0	0	0	0	0/0.0
Louisville	0-0	0	0-0	0-0	0-0	0/0.0	0	0	0	0	0/0.0
Marquette	0-0	0	0-0	0-0	0-0	0/0.0	0	0	0	0	0/0.0
Pittsburgh	0-0	0	0-0	0-0	0-0	0/0.0	0	0	0	0	0/0.0
Providence	0-0	0	0-0	0-0	0-0	0/0.0	0	0	0	0	0/0.0
Rutgers	0-0	0	0-0	0-0	0-0	0/0.0	0	0	0	0	0/0.0
St. John's	0-0	0	0-0	0-0	0-0	0/0.0	0	0	0	0	0/0.0
Seton Hall	0-0	0	0-0	0-0	0-0	0/0.0	0	0	0	0	0/0.0
USF	0-0	0	0-0	0-0	0-0	0/0.0	0	0	0	0	0/0.0
Syracuse	0-0	0	0-0	0-0	0-0	0/0.0	0	0	0	0	0/0.0
Villanova	0-0	0	0-0	0-0	0-0	0/0.0	0	0	0	0	0/0.0
West Virginia	0-0	0	0-0	0-0	0-0	0/0.0	0	0	0	0	0/0.0

Career Statistics

Season	GP-GS	Min	Avg	FG-A	Pct	3FG-A	Pct	FT-A	Pct	O-D-TOT	Avg	PF-FO	Ast	TO	Blk	Stl	Pts	Avg	
2009-10										Did Not Play									
2010-11	3-0	17	5.7	3-6	.500	0-0	.000	1-1	1.000	4-3-7	2.3	1-0	2	1	1	0	7	2.3	
TOTAL	3-0	17	5.7	3-6	.500	0-0	.000	1-1	1.000	4-3-7	2.3	1-0	2	1	1	0	7	2.3	

Career BIG EAST Statistics

Season	GP-GS	Min	Avg	FG-A	Pct	3FG-A	Pct	FT-A	Pct	O-D-TOT	Avg	PF-FO	Ast	TO	Blk	Stl	Pts	Avg	
2009-10										Did Not Play									
2010-11										Has Not Played									
TOTAL										Has Not Played									





32 Joey Brooks | Sophomore • 6-6 • 215 Houston, Texas • Strake Jesuit Prep School

Career Games With:

Double Figure Points	1
20-Plus Points	N/A
30-Plus Points	N/A
10-Plus Rebounds	N/A
10-Plus Assists	N/A
Double-Double	N/A

QUICK HITS:

- Played career high in minutes in the season opener against Georgia Southern, seeing 19 minutes of action (7 points, 3 rebounds)
- Matches his career high of four rebounds against Chicago State

Season and Career Bests

Points	Season 7 (vs. Georgia Southern 11/12/10)	FG's	Season 3 (vs. Georgia Southern 11/12/10)
Career 12 (vs. Bucknell 12/22/09)	Career 3 (on two occasions)	3PT FG's	Season 1 (vs. Georgia Southern 11/12/10)
Rebounds	Season 4 (vs. Chicago State 11/17/10)	Career 1 (on five occasions)	FT's
Career 4 (on two occasions)	Assists	Season 3 (vs. Chicago State 11/17/10)	Season 3 (vs. Chicago State 11/17/10)
Assists	Season 2 (vs. Georgia Southern 11/12/10)	Career 6 (vs. Bucknell 12/22/09)	Minutes
Career 2 (on two occasions)	Steals	Season 19 (vs. Georgia Southern 11/12/10)	Season 19 (vs. Georgia Southern 11/12/10)
Steals	Season 3 (vs. Georgia Southern 11/12/10)	Career 19 (vs. Georgia Southern 11/12/10)	
Career 3 (vs. Georgia Southern 11/12/10)	Blocks		
Blocks	Season --		
Career --			

Game-By-Game Stats

	Start	FG-A	3P-A	FT-A	Reb	PF	TP	A	TO	BK	S	Min
Georgia Southern		3-7	1-4	0-0	3	2	7	2	1	0	3	19
Liberty		2-2	0-0	0-0	3	1	4	1	0	0	0	12
Chicago State		1-6	0-4	3-6	4	0	5	1	2	0	1	17
Maine												
Georgia												
California/Temple												
BC/TAMUWisc./Manhattan												
Indiana State												
Kentucky												
Gonzaga												
Stony Brook												
UMBC												
Georgetown												
Syracuse												
Connecticut												
St. John's												
Marquette												
St. John's												
Cincinnati												
Marquette												
Pittsburgh												
DePaul												
Rutgers												
Louisville												
USF												
West Virginia												
Providence												
Seton Hall												
Villanova												
Connecticut												

Career Stats vs. BIG EAST

Opponent	GP-GS	Min.	FG-A	3PT-A	FT-A	Reb.	A	PF	B	S	Pts.
Cincinnati	2-0	3	1-1	1-1	0-0	1/0.5	0	0	0	0	3/1.5
Connecticut	2-0	1	0-0	0-0	0-0	1/0.5	1	1	0	0	0/0.0
DePaul	1-0	2	0-0	0-0	0-0	1/1.0	0	0	0	0	0/0.0
Georgetown	0-0	0	0-0	0-0	0-0	0/0.0	0	0	0	0	0/0.0
Louisville	1-0	2	0-0	0-0	0-0	0/0.0	0	1	0	0	0/0.0
Marquette	0-0	0	0-0	0-0	0-0	0/0.0	0	0	0	0	0/0.0
Pittsburgh	0-0	0	0-0	0-0	0-0	0/0.0	0	0	0	0	0/0.0
Providence	0-0	0	0-0	0-0	0-0	0/0.0	0	0	0	0	0/0.0
Rutgers	1-0	3	0-1	0-0	0-0	0/0.0	0	0	0	1	0/0.0
St. John's	1-0	5	0-0	0-0	2-2	0/0.0	0	0	0	0	2/2.0
Seton Hall	2-0	8	1-1	0-0	1-2	0/0.0	0	2	0	1	3/1.5
USF	0-0	0	0-0	0-0	0-0	0/0.0	0	0	0	0	0/0.0
Syracuse	0-0	0	0-0	0-0	0-0	0/0.0	0	0	0	0	0/0.0
Villanova	1-0	7	1-2	0-0	0-0	0/0.0	1	0	0	1	2/2.0
West Virginia	1-0	9	2-3	1-1	0-0	0/0.0	0	1	0	0	5/5.0


Career Statistics

Season	GP-GS	Min	Avg	FG-A	Pct	3FG-A	Pct	FT-A	Pct	O-D-TOT	Avg	PF-FO	Ast	TO	Blk	Stl	Pts	Avg
2009-10	22-0	86	3.9	15-31	.484	4-7	.571	11-16	.688	5-4-9	0.4	12-0	4	5	0	9	45	2.0
2010-11	3-0	48	16.0	6-15	.400	1-8	.125	3-6	.500	4-6-10	3.3	3-0	4	3	0	4	16	5.3
TOTAL	25-0	134	5.4	21-46	.457	5-15	.333	14-22	.636	9-10-19	0.8	15-0	8	8	0	13	61	2.4

Career BIG EAST Statistics

Season	GP-GS	Min	Avg	FG-A	Pct	3FG-A	Pct	FT-A	Pct	O-D-TOT	Avg	PF-FO	Ast	TO	Blk	Stl	Pts	Avg
2009-10	11-0	39	3.5	5-8	.625	2-2	1.000	3-4	.750	0-3-3	0.3	5-0	2	1	0	3	15	1.4
2010-11										Has Not Played								
TOTAL	11-0	39	3.5	5-8	.625	2-2	1.000	3-4	.750	0-3-3	0.3	5-0	2	1	0	3	15	1.4





33 Mike Broghammer | Sophomore • 6-9 • 248 Orono, Minn. • Hopkins

Career Games With:

Double Figure Points.....	N/A
20-Plus Points.....	N/A
30-Plus Points.....	N/A
10-Plus Rebounds.....	N/A
10-Plus Assists.....	N/A
Double-Double.....	N/A

QUICK HITS:

- Matched career high in points and minutes in season opener against Georgia Southern, recording 5 points in 11 minutes of action
- Set career high in rebounds against Chicago State, pulling down four boards in the contest

Season and Career Bests

Points	Season 5 (vs. Georgia Southern 11/12/10) Career 5 (on three occasions)	FG's	Season 2 (on two occasions) Career 2 (on five occasions)
Rebounds	Season 4 (vs. Chicago State 11/17/10) Career 4 (vs. Chicago State 11/17/10)	3PT FG's	Season -- Career 1 (vs. Bucknell 12/22/09)
Assists	Season -- Career 1 (on two occasions)	FT's	Season 1 (vs. Georgia Southern 11/12/10) Career 1 (on five occasions)
Steals	Season -- Career 2 (vs. Louisville 2/17/10)	Minutes	Season 11 (vs. Georgia Southern 11/12/10) Career 11 (on two occasions)
Blocks	Season 1 (vs. Georgia Southern 11/12/10) Career 1 (on two occasions)		

Game-By-Game Stats

	Start	FG-A	3P-A	FT-A	Reb	PF	TP	A	TO	BK	S	Min
Georgia Southern		2-6	0-0	1-2	2	4	5	0	0	1	0	11
Liberty		0-1	0-0	0-0	1	0	0	0	0	0	0	1
Chicago State		2-4	0-0	0-2	4	3	4	0	1	0	0	10
Maine												
Georgia												
California/Temple												
BC/TAMUWisc./Manhattan												
Indiana State												
Kentucky												
Gonzaga												
Stony Brook												
UMBC												
Georgetown												
Syracuse												
Connecticut												
St. John's												
Marquette												
St. John's												
Cincinnati												
Marquette												
Pittsburgh												
DePaul												
Rutgers												
Louisville												
USF												
West Virginia												
Providence												
Seton Hall												
Villanova												
Connecticut												

Career Stats vs. BIG EAST

Opponent	GP-GS	Min.	FG-A	3PT-A	FT-A	Reb.	A	PF	B	S	Pts.
Cincinnati	0-0	0	0-0	0-0	0-0	0/0.0	0	0	0	0	0/0.0
Connecticut	1-0	1	0-0	0-0	0-0	0/0.0	0	0	0	0	0/0.0
DePaul	0-0	0	0-0	0-0	0-0	0/0.0	0	0	0	0	0/0.0
Georgetown	0-0	0	0-0	0-0	0-0	0/0.0	0	0	0	0	0/0.0
Louisville	1-0	10	1-2	0-0	0-0	1/1.0	0	5	0	2	2/2.0
Marquette	0-0	0	0-0	0-0	0-0	0/0.0	0	0	0	0	0/0.0
Pittsburgh	1-0	3	0-1	0-0	0-0	0/0.0	0	0	0	0	0/0.0
Providence	0-0	0	0-0	0-0	0-0	0/0.0	0	0	0	0	0/0.0
Rutgers	0-0	0	0-0	0-0	0-0	0/0.0	0	0	0	0	0/0.0
St. John's	0-0	0	0-0	0-0	0-0	0/0.0	0	0	0	0	0/0.0
Seton Hall	0-0	0	0-0	0-0	0-0	0/0.0	0	0	0	0	0/0.0
USF	0-0	0	0-0	0-0	0-0	0/0.0	0	0	0	0	0/0.0
Syracuse	0-0	0	0-0	0-0	0-0	0/0.0	0	0	0	0	0/0.0
Villanova	0-0	0	0-0	0-0	0-0	0/0.0	0	0	0	0	0/0.0
West Virginia	0-0	0	0-0	0-0	0-0	0/0.0	0	0	0	0	0/0.0


Career Statistics

Season	GP-GS	Min	Avg	FG-A	Pct	3FG-A	Pct	FT-A	Pct	O-D-TOT	Avg	PF-FO	Ast	TO	Blk	Stl	Pts	Avg
2009-10	13-0	71	5.5	10-22	.455	1-4	.250	3-7	.429	8-6-14	1.1	13-1	2	4	1	4	24	1.8
2010-11	3-0	22	7.3	4-11	.364	0-0	.000	1-4	.250	5-2-7	2.3	7-0	0	1	1	0	9	3.0
TOTAL	16-0	93	5.8	14-33	.424	1-4	.250	4-11	.364	13-8-21	1.3	20-1	2	5	2	4	33	2.1

Career BIG EAST Statistics

Season	GP-GS	Min	Avg	FG-A	Pct	3FG-A	Pct	FT-A	Pct	O-D-TOT	Avg	PF-FO	Ast	TO	Blk	Stl	Pts	Avg
2009-10	3-0	14	4.7	1-3	.333	0-0	.000	0-0	.000	1-0-1	0.3	5-1	0	1	0	2	2	0.7
2010-11										Has Not Played								
TOTAL	3-0	14	4.7	1-3	.333	0-0	.000	0-0	.000	1-0-1	0.3	5-1	0	1	0	2	2	0.7





34 Carleton Scott | Senior • 6-8 • 218 San Antonio, Texas • James Madison

Career Games With:

Double Figure Points.....	5
20-Plus Points.....	N/A
30-Plus Points.....	N/A
10-Plus Rebounds.....	5
10-Plus Assists.....	N/A
Double-Double.....	4

QUICK HITS:

- Has started in 12 consecutive contests for the Irish
- Recorded first double-double of the season against Chicago State, posting 17 points (matches career high) along with a team-leading 11 rebounds
- Also matched career high in three-point field goals with three against the Cougars

Season and Career Bests

Points	Season 17 (vs. Chicago State 11/17/10)	FG's	Season 6 (vs. Chicago State 11/17/10)
Career 17 (on two occasions)	Career 7 (vs. Georgetown 2/27/10)	3PT FG's	Season 3 (vs. Chicago State 11/17/10)
Rebounds	Season 11 (vs. Chicago State 11/12/10)	Career 3 (on two occasions)	FT's
Career 14 (vs. Connecticut 3/3/10)	Career 4 (vs. Louisville 2/17/10)	Minutes	Season 25 (vs. Liberty 11/14/10)
Assists	Season 4 (vs. Georgia Southern 11/12/10)	Career 42 (at Marquette 3/6/10)	
Career 4 (vs. Georgia Southern 11/12/10)			
Steals	Season 1 (on two occasions)		
Career 2 (vs. Liberty 11/22/09)			
Blocks	Season 3 (vs. Chicago State 11/17/10)		
Career 4 (vs. Bucknell 12/22/09)			

Game-By-Game Stats

	Start	FG-A	3P-A	FT-A	Reb	PF	TP	A	TO	BK	S	Min
Georgia Southern	*	2-3	0-1	2-2	7	4	6	4	0	0	1	20
Liberty	*	2-6	0-3	0-2	6	3	4	2	3	2	0	25
Chicago State	*	6-8	3-4	2-2	11	4	17	3	2	3	1	23
Maine												
Georgia												
California/Temple												
BC/TAMUWisc./Manhattan												
Indiana State												
Kentucky												
Gonzaga												
Stony Brook												
UMBC												
Georgetown												
Syracuse												
Connecticut												
St. John's												
Marquette												
St. John's												
Cincinnati												
Marquette												
Pittsburgh												
DePaul												
Rutgers												
Louisville												
USF												
West Virginia												
Providence												
Seton Hall												
Villanova												
Connecticut												

Opponent	GP-GS	Min.	FG-A	3PT-A	FT-A	Reb.	A	PF	B	S	Pts.
Cincinnati	3-0	35	5-10	1-4	0-1	7/2.3	0	6	2	1	11/3.7
Connecticut	4-1	55	4-12	2-6	2-4	16/4.0	4	3	4	1	12/3.0
DePaul	1-0	8	0-2	0-1	0-0	1/1.0	0	0	0	0	0/0.0
Georgetown	1-1	35	7-8	3-4	0-0	9/9.0	3	3	3	2	17/17.0
Louisville	3-1	37	2-5	1-2	4-4	7/2.3	1	5	4	1	9/3.0
Marquette	1-1	42	5-10	1-3	3-4	13/13.0	1	2	0	0	14/14.0
Pittsburgh	2-1	53	5-7	2-3	0-0	5/2.5	2	8	1	1	12/6.0
Providence	2-0	3	0-0	0-0	0-0	1/0.5	0	2	0	0	0/0.0
Rutgers	1-0	0	0-0	0-0	0-0	0/0	0	0	0	0	0/0.0
St. John's	2-0	28	3-6	1-2	0-0	6/3.0	3	4	1	0	7/3.5
Seton Hall	2-1	31	6-11	1-4	0-0	11/5.5	1	5	1	1	13/6.5
USF	2-0	17	1-1	1-1	0-0	6/3.0	1	2	2	0	3/1.5
Syracuse	2-0	20	1-5	0-2	0-0	9/4.5	2	3	0	0	2/1.0
Villanova	2-0	13	0-1	0-1	0-0	2/1.0	1	3	3	1	0/0.0
West Virginia	2-1	35	3-7	2-5	0-0	5/2.5	2	2	1	0	8/4.0

Career Statistics

Season	GP-GS	Min	Avg	FG-A	Pct	3FG-A	Pct	FT-A	Pct	O-D-TOT	Avg	PF-FO	Ast	TO	Blk	Stl	Pts	Avg
2007-08										Did Not Play								
2008-09	20-0	90	4.5	20-31	.645	3-7	.429	7-9	.778	6-17-23	1.2	10-0	7	2	3	5	50	2.5
2009-10	34-9	641	18.9	68-138	.493	19-54	.352	16-21	.762	45-112-157	4.6	63-3	37	29	37	16	171	5.0
2010-11	2-2	45	22.5	4-9	.444	0-4	.000	2-4	.500	3-10-13	6.5	7-0	6	3	2	1	10	5.0
TOTAL	56-11	776	13.9	92-178	.517	22-65	.338	25-34	.735	54-139-193	3.4	80-3	50	34	42	22	231	4.1

Career BIG EAST Statistics

Season	GP-GS	Min	Avg	FG-A	Pct	3FG-A	Pct	FT-A	Pct	O-D-TOT	Avg	PF-FO	Ast	TO	Blk	Stl	Pts	Avg
2007-08										Did Not Play								
2008-09	11-0	16	1.5	4-6	.667	1-2	.500	0-0	.000	0-5-5	0.5	3-0	0	0	1	0	9	0.8
2009-10	17-5	317	18.6	29-65	.446	13-30	.433	9-13	.692	20-60-80	4.7	32-1	18	11	19	7	80	4.7
2010-11										Has Not Played								
TOTAL	28-5	333	11.9	33-71	.465	14-32	.438	9-13	.692	20-65-85	3.0	35-1	18	11	20	7	89	3.2





45 Jack Cooley | Sophomore • 6-9 • 244 Glenview, Ill. • Glenbrook South

Career Games With:

Double Figure Points.....	1
20-Plus Points.....	N/A
30-Plus Points.....	N/A
10-Plus Rebounds.....	N/A
10-Plus Assists.....	N/A
Double-Double.....	N/A

QUICK HITS:

- Enjoyed best career game to-date with the Irish against Georgia Southern, setting career highs in points (11) and field goals made (4)

Season and Career Bests

Points	Season 11 (vs. Georgia Southern 11/12/10)	FG's	Season 4 (vs. Georgia Southern 11/12/10)
Career 11 (vs. Georgia Southern 11/12/10)	Career 4 (vs. Georgia Southern 11/12/10)	3PT FG's	Season --
Rebounds	Season 6 (vs. Georgia Southern 11/12/10)	Career --	FT's
Career 8 (vs. Bucknell 12/22/09)	Career 8 (vs. Bucknell 12/22/09)	Season 3 (vs. Georgia Southern 11/12/10)	Career 3 (vs. Georgia Southern 11/12/10)
Assists	Season 1 (vs. Georgia Southern 11/12/10)	Minutes	Season 16 (vs. Georgia Southern 11/12/10)
Career 1 (on two occasions)	Career 2 (vs. Louisville 2/17/10)	Career 19 (vs. Louisville 2/17/10)	
Steals	Season --		
Career 2 (vs. Louisville 2/17/10)			
Blocks	Season 1 (vs. Georgia Southern 11/12/10)		
Career 2 (vs. Bucknell 12/22/09)			

Game-By-Game Stats

	Start	FG-A	3P-A	FT-A	Reb	PF	TP	A	TO	BK	S	Min
Georgia Southern		4-5	0-0	3-3	6	2	11	1	0	1	0	16
Liberty		0-0	0-0	0-0	4	2	0	0	2	0	0	12
Chicago State		3-4	0-0	0-2	5	1	6	0	0	1	0	13
Maine												
Georgia												
California/Temple												
BC/TAMUWisc./Manhattan												
Indiana State												
Kentucky												
Gonzaga												
Stony Brook												
UMBC												
Georgetown												
Syracuse												
Connecticut												
St. John's												
Marquette												
St. John's												
Cincinnati												
Marquette												
Pittsburgh												
DePaul												
Rutgers												
Louisville												
USF												
West Virginia												
Providence												
Seton Hall												
Villanova												
Connecticut												

Career Stats vs. BIG EAST

Opponent	GP-GS	Min.	FG-A	3PT-A	FT-A	Reb.	A	PF	B	S	Pts.
Cincinnati	1-0	1	0-0	0-0	0-0	0/0.0	0	0	0	0	0/0.0
Connecticut	2-0	9	1-2	0-0	1-2	3/1.5	0	2	0	0	3/1.5
DePaul	0-0	0	0-0	0-0	0-0	0/0.0	0	0	0	0	0/0.0
Georgetown	1-0	12	2-2	0-0	0-0	3/3.0	0	0	0	0	4/4.0
Louisville	1-0	19	1-1	0-0	0-1	5/5.0	0	5	1	2	2/2.0
Marquette	0-0	0	0-0	0-0	0-0	0/0.0	0	0	0	0	0/0.0
Pittsburgh	1-0	13	0-1	0-0	0-1	4/4.0	0	3	1	0	0/0.0
Providence	0-0	0	0-0	0-0	0-0	0/0.0	0	0	0	0	0/0.0
Rutgers	0-0	0	0-0	0-0	0-0	0/0.0	0	0	0	0	0/0.0
St. John's	1-0	1	0-0	0-0	0-0	0/0.0	0	0	0	0	0/0.0
Seton Hall	0-0	2	0-0	0-0	0-0	0/0.0	0	0	0	0	0/0.0
USF	1-0	0	0-0	0-0	0-0	0/0.0	0	1	0	0	0/0.0
Syracuse	0-0	0	0-0	0-0	0-0	0/0.0	0	0	0	0	0/0.0
Villanova	1-0	3	0-0	0-0	0-0	0/0.0	0	0	0	0	0/0.0
West Virginia	0-0	0	0-0	0-0	0-0	0/0.0	0	0	0	0	0/0.0

Career Statistics

Season	GP-GS	Min	Avg	FG-A	Pct	3FG-A	Pct	FT-A	Pct	O-D-TOT	Avg	PF-FO	Ast	TO	Blk	Stl	Pts	Avg
2009-10	21-0	111	5.3	8-20	.400	0-0	.000	4-12	.333	22-15-37	1.8	19-1	1	4	5	3	20	1.0
2010-11	3-0	41	13.7	7-9	.778	0-0	.000	3-5	.600	9-6-15	5.0	5-0	1	2	2	1	17	5.7
TOTAL	24-0	152	6.3	15-29	.517	0-0	.000	7-17	.412	31-21-52	2.2	24-1	2	6	7	4	37	1.5

Career BIG EAST Statistics

Season	GP-GS	Min	Avg	FG-A	Pct	3FG-A	Pct	FT-A	Pct	O-D-TOT	Avg	PF-FO	Ast	TO	Blk	Stl	Pts	Avg
2009-10	9-0	59	6.6	4-6	.667	0-0	.000	1-4	.250	7-8-15	1.7	14-1	0	1	2	2	9	1.0
2010-11										Has Not Played								
TOTAL	9-0	59	6.6	4-6	.667	0-0	.000	1-4	.250	7-8-15	1.7	14-1	0	1	2	2	9	1.0



2010-11 Notre Dame Men's Basketball
 Notre Dame Combined Team Statistics (as of Nov 17, 2010)
 All games

RECORD:	OVERALL	HOME	AWAY	NEUTRAL
ALL GAMES	3-0	3-0	0-0	0-0
CONFERENCE	0-0	0-0	0-0	0-0
NON-CONFERENCE	3-0	3-0	0-0	0-0

##	Player	gp-gs	min	avg	Total		3-Point		F-Throw		Rebounds				pf	dq	a	to	blk	stl	pts	avg
					fg-fga	fg%	3fg-fga	3fg%	ft-fta	ft%	off	def	tot	avg								
23	HANSBROUGH, Ben	3-3	88	29.3	21-36	.583	15-25	.600	4-7	.571	1	9	10	3.3	8	0	14	5	0	3	61	20.3
21	ABROMAITIS, Tim	3-3	86	28.7	12-40	.300	4-24	.167	16-19	.842	5	17	22	7.3	3	0	10	3	2	3	44	14.7
01	NASH, Tyrone	3-3	76	25.3	8-13	.615	0-0	.000	18-23	.783	10	11	21	7.0	4	0	9	3	0	1	34	11.3
00	ATKINS, Eric	3-1	76	25.3	12-18	.667	5-8	.625	2-2	1.000	1	6	7	2.3	4	0	12	4	0	0	31	10.3
34	SCOTT, Carleton	3-3	68	22.7	10-17	.588	3-8	.375	4-6	.667	5	19	24	8.0	11	0	9	5	5	2	27	9.0
14	MARTIN, Scott	2-2	51	25.5	4-16	.250	1-8	.125	4-7	.571	3	5	8	4.0	4	0	5	4	1	1	13	6.5
45	COOLEY, Jack	3-0	41	13.7	7-9	.778	0-0	.000	3-5	.600	9	6	15	5.0	5	0	1	2	2	1	17	5.7
32	BROOKS, Joey	3-0	48	16.0	6-15	.400	1-8	.125	3-6	.500	4	6	10	3.3	3	0	4	3	0	4	16	5.3
12	DRAGICEVICH, Alex	3-0	18	6.0	3-7	.429	1-2	.500	6-6	1.000	1	3	4	1.3	1	0	0	0	0	0	13	4.3
33	BROGHAMMER, Mike	3-0	22	7.3	4-11	.364	0-0	.000	1-4	.250	5	2	7	2.3	7	0	0	1	1	0	9	3.0
25	KNIGHT, Tom	3-0	17	5.7	3-6	.500	0-0	.000	1-1	1.000	4	3	7	2.3	1	0	2	1	1	0	7	2.3
05	KOPKO, Tom	3-0	9	3.0	0-4	.000	0-2	.000	0-0	.000	2	0	2	0.7	0	0	0	0	0	0	0	0.0
Team											3	7	10									
Total.....		3	600		90-192	.469	30-85	.353	62-86	.721	53	94	147	49.0	51	0	66	31	12	15	272	90.7
Opponents.....		3	600		58-168	.345	15-52	.288	43-61	.705	29	62	91	30.3	75	-	42	43	6	12	174	58.0

TEAM STATISTICS	ND	OPP	Date	Opponent	Score	Att.
SCORING	272	174	11-12-10	GEORGIA SOUTHERN	w 98-61	8165
Points per game	90.7	58.0	11-14-10	LIBERTY	w 72-51	6478
Scoring margin	+32.7	-	11-17-10	CHICAGO STATE	w 102-62	6252
FIELD GOALS-ATT	90-192	58-168	* - Conference game			
Field goal pct	.469	.345				
3 POINT FG-ATT	30-85	15-52				
3-point FG pct	.353	.288				
3-pt FG made per game	10.0	5.0				
FREE THROWS-ATT	62-86	43-61				
Free throw pct	.721	.705				
F-Throws made per game	20.7	14.3				
REBOUNDS	147	91				
Rebounds per game	49.0	30.3				
Rebounding margin	+18.7	-				
ASSISTS	66	42				
Assists per game	22.0	14.0				
TURNOVERS	31	43				
Turnovers per game	10.3	14.3				
Turnover margin	+4.0	-				
Assist/turnover ratio	2.1	1.0				
STEALS	15	12				
Steals per game	5.0	4.0				
BLOCKS	12	6				
Blocks per game	4.0	2.0				
ATTENDANCE	20895	0				
Home games-Avg/Game	3-6965	0-0				
Neutral site-Avg/Game	-	0-0				

Score by Periods	1st	2nd	Totals
Notre Dame	155	117	272
Opponents	76	98	174

2010-11 Notre Dame Men's Basketball
 Notre Dame Season Box Score (as of Nov 17, 2010)
 All games

RECORD:	OVERALL	HOME	AWAY	NEUTRAL
ALL GAMES	3-0	3-0	0-0	0-0
CONFERENCE	0-0	0-0	0-0	0-0
NON-CONFERENCE	3-0	3-0	0-0	0-0

##	Player	gp-gs	min	avg	Total		3-Point		F-Throw		Rebounds				pf	dq	a	to	blk	stl	pts	avg
					fg-fga	fg%	3fg-fga	3fg%	ft-fa	ft%	off	def	tot	avg								
23	HANSBROUGH, Ben	3-3	88	29.3	21-36	.583	15-25	.600	4-7	.571	1	9	10	3.3	8	0	14	5	0	3	61	20.3
21	ABROMAITIS, Tim	3-3	86	28.7	12-40	.300	4-24	.167	16-19	.842	5	17	22	7.3	3	0	10	3	2	3	44	14.7
01	NASH, Tyrone	3-3	76	25.3	8-13	.615	0-0	.000	18-23	.783	10	11	21	7.0	4	0	9	3	0	1	34	11.3
00	ATKINS, Eric	3-1	76	25.3	12-18	.667	5-8	.625	2-2	1.000	1	6	7	2.3	4	0	12	4	0	0	31	10.3
34	SCOTT, Carleton	3-3	68	22.7	10-17	.588	3-8	.375	4-6	.667	5	19	24	8.0	11	0	9	5	5	2	27	9.0
14	MARTIN, Scott	2-2	51	25.5	4-16	.250	1-8	.125	4-7	.571	3	5	8	4.0	4	0	5	4	1	1	13	6.5
45	COOLEY, Jack	3-0	41	13.7	7-9	.778	0-0	.000	3-5	.600	9	6	15	5.0	5	0	1	2	2	1	17	5.7
32	BROOKS, Joey	3-0	48	16.0	6-15	.400	1-8	.125	3-6	.500	4	6	10	3.3	3	0	4	3	0	4	16	5.3
12	DRAGICEVICH, Alex	3-0	18	6.0	3-7	.429	1-2	.500	6-6	1.000	1	3	4	1.3	1	0	0	0	0	0	13	4.3
33	BROGHAMMER, Mike	3-0	22	7.3	4-11	.364	0-0	.000	1-4	.250	5	2	7	2.3	7	0	0	1	1	0	9	3.0
25	KNIGHT, Tom	3-0	17	5.7	3-6	.500	0-0	.000	1-1	1.000	4	3	7	2.3	1	0	2	1	1	0	7	2.3
05	KOPKO, Tom	3-0	9	3.0	0-4	.000	0-2	.000	0-0	.000	2	0	2	0.7	0	0	0	0	0	0	0	0.0
Team											3	7	10									
Total.....		3	600		90-192	.469	30-85	.353	62-86	.721	53	94	147	49.0	51	0	66	31	12	15	272	90.7
Opponents.....		3	600		58-168	.345	15-52	.288	43-61	.705	29	62	91	30.3	75	-	42	43	6	12	174	58.0

Score by Periods	1st	2nd	Totals
Notre Dame	155	117	272
Opponents	76	98	174

2010-11 Notre Dame Men's Basketball
 Notre Dame Season Schedule/Results & Leaders (as of Nov 17, 2010)
 All games

RECORD:	OVERALL	HOME	AWAY	NEUTRAL
ALL GAMES	3-0	3-0	0-0	0-0
CONFERENCE	0-0	0-0	0-0	0-0
NON-CONFERENCE	3-0	3-0	0-0	0-0

Date	Opponent	Score	Att.	High Points	High Rebounds
11-12-10	GEORGIA SOUTHERN	w 98-61	8165	(20)HANSBROUGH, Ben	(7)SCOTT, Carleton
11-14-10	LIBERTY	w 72-51	6478	(19)HANSBROUGH, Ben	(9)NASH, Tyrone
11-17-10	CHICAGO STATE	w 102-62	6252	(22)HANSBROUGH, Ben	(11)SCOTT, Carleton

* - Conference game

Attendance Summary	Games	Attend	Avg/Game
Home	3	20895	6965
Away	0	0	0
Neutral	0	0	0
Total	3	20895	6965

2010-11 Notre Dame Men's Basketball
 Notre Dame Extended Season Box Score (as of Nov 17, 2010)
 All games

RECORD:	OVERALL	HOME	AWAY	NEUTRAL
ALL GAMES	3-0	3-0	0-0	0-0
CONFERENCE	0-0	0-0	0-0	0-0
NON-CONFERENCE	3-0	3-0	0-0	0-0

##	Player	gp-gs	min	avg	Total		3-Point		F-Throw		Rebounds				pf	dq	a	a/g	to	to/g	a/to	blk	blk/g	stl	stl/g	pts	avg
					fg-fga	fg%	3fg-fga	3fg%	ft-fa	ft%	off	def	tot	avg													
23	HANSBROUGH, Ben	3-3	88	29.3	21-36	.583	15-25	.600	4-7	.571	1	9	10	3.3	8	0	14	4.67	5	1.67	2.80	0	0.00	3	1.00	61	20.3
21	ABROMAITIS, Tim	3-3	86	28.7	12-40	.300	4-24	.167	16-19	.842	5	17	22	7.3	3	0	10	3.33	3	1.00	3.33	2	0.67	3	1.00	44	14.7
01	NASH, Tyrone	3-3	76	25.3	8-13	.615	0-0	.000	18-23	.783	10	11	21	7.0	4	0	9	3.00	3	1.00	3.00	0	0.00	1	0.33	34	11.3
00	ATKINS, Eric	3-1	76	25.3	12-18	.667	5-8	.625	2-2	1.000	1	6	7	2.3	4	0	12	4.00	4	1.33	3.00	0	0.00	0	0.00	31	10.3
34	SCOTT, Carleton	3-3	68	22.7	10-17	.588	3-8	.375	4-6	.667	5	19	24	8.0	11	0	9	3.00	5	1.67	1.80	5	1.67	2	0.67	27	9.0
14	MARTIN, Scott	2-2	51	25.5	4-16	.250	1-8	.125	4-7	.571	3	5	8	4.0	4	0	5	2.50	4	2.00	1.25	1	0.50	1	0.50	13	6.5
45	COOLEY, Jack	3-0	41	13.7	7-9	.778	0-0	.000	3-5	.600	9	6	15	5.0	5	0	1	0.33	2	0.67	0.50	2	0.67	1	0.33	17	5.7
32	BROOKS, Joey	3-0	48	16.0	6-15	.400	1-8	.125	3-6	.500	4	6	10	3.3	3	0	4	1.33	3	1.00	1.33	0	0.00	4	1.33	16	5.3
12	DRAGICEVICH, Alex	3-0	18	6.0	3-7	.429	1-2	.500	6-6	1.000	1	3	4	1.3	1	0	0	0.00	0	0.00	0.00	0	0.00	0	0.00	13	4.3
33	BROGHAMMER, Mike	3-0	22	7.3	4-11	.364	0-0	.000	1-4	.250	5	2	7	2.3	7	0	0	0.00	1	0.33	0.00	1	0.33	0	0.00	9	3.0
25	KNIGHT, Tom	3-0	17	5.7	3-6	.500	0-0	.000	1-1	1.000	4	3	7	2.3	1	0	2	0.67	1	0.33	2.00	1	0.33	0	0.00	7	2.3
05	KOPKO, Tom	3-0	9	3.0	0-4	.000	0-2	.000	0-0	.000	2	0	2	0.7	0	0	0	0.00	0	0.00	0.00	0	0.00	0	0.00	0	0.0
Total.....		3	600		90-192	.469	30-85	.353	62-86	.721	53	94	147	49.0	51	0	66	22.00	31	10.33	2.13	12	4.00	15	5.00	272	90.7
Opponents.....		3	600		58-168	.345	15-52	.288	43-61	.705	29	62	91	30.3	75	-	42	14.00	43	14.33	0.98	6	2.00	12	4.00	174	58.0

Score by Periods	1st	2nd	Totals
Notre Dame	155	117	272
Opponents	76	98	174

2010-11 Notre Dame Men's Basketball
 Notre Dame Overall Team Statistics (as of Nov 17, 2010)
 All games

TEAM STATISTICS	ND	OPP
SCORING	272	174
Points per game	90.7	58.0
Scoring margin	+32.7	-
FIELD GOALS-ATT	90-192	58-168
Field goal pct	.469	.345
3 POINT FG-ATT	30-85	15-52
3-point FG pct	.353	.288
3-pt FG made per game	10.0	5.0
FREE THROWS-ATT	62-86	43-61
Free throw pct	.721	.705
F-Throws made per game	20.7	14.3
REBOUNDS	147	91
Rebounds per game	49.0	30.3
Rebounding margin	+18.7	-
ASSISTS	66	42
Assists per game	22.0	14.0
TURNOVERS	31	43
Turnovers per game	10.3	14.3
Turnover margin	+4.0	-
Assist/turnover ratio	2.1	1.0
STEALS	15	12
Steals per game	5.0	4.0
BLOCKS	12	6
Blocks per game	4.0	2.0
WINNING STREAK	3	-
Home win streak	3	-
ATTENDANCE	20895	0
Home games-Avg/Game	3-6965	0-0
Neutral site-Avg/Game	-	0-0

Score by Periods	1st	2nd	Totals
Notre Dame	155	117	272
Opponents	76	98	174

2010-11 Notre Dame Men's Basketball
 Notre Dame Team Game-by-Game Comparison (as of Nov 17, 2010)
 All games

Opponent	1st	2nd	Score	Mar	Total FG	FG Pct	3-Pointers	3FG Pct	Free Throws	FT Pct	Rebounds	Assist	T/Over	Block	Steal	Fouls
GEORGIA SOUTHERN	62/23	36/38	98-61	+37	33-68/16-48	.485/.333	8-26/3-15	.308/.200	24-27/26-34	.889/.765	46/27 +19	21/11	10/17	2/3	8/4	25/24
LIBERTY	41/22	31/29	72-51	+21	23-55/21-59	.418/.356	10-28/5-17	.357/.294	16-25/4-7	.640/.571	42/36 +6	16/14	12/15	4/2	4/3	11/26
CHICAGO STATE	52/31	50/31	102-62	+40	34-69/21-61	.493/.344	12-31/7-20	.387/.350	22-34/13-20	.647/.650	59/28 +31	29/17	9/11	6/1	3/5	15/25

Note: Game totals are displayed in the format TEAM/OPPONENT for each category

2010-11 Notre Dame Men's Basketball
 Notre Dame Points-Rebounds-Assists (as of Nov 17, 2010)
 All games

Opponent	Date	Score		00	01	05	12	14	21	23
				ATKINS,ERI	NASH,TYRON	KOPKO,TOM	DRAGICEVIC	MARTIN,SCO	ABROMAITIS	HANSBROUGH
GEORGIA SOUTHERN	11-12-10	98-61	w	9-3-3	7-2-1	0-1-0	9-3-0	7-5-2	10-5-3	20-3-4
LIBERTY	11-14-10	72-51	w	10-1-4	16-9-1	0-0-0	0-0-0	6-3-3	13-7-0	19-2-4
CHICAGO STATE	11-17-10	102-62	w	12-3-5	11-10-7	0-1-0	4-1-0	DNP	21-10-7	22-5-6

Opponent	Date	Score		25	32	33	34	45
				KNIGHT,TOM	BROOKS,JOE	BROGHAMME	SCOTT,CARL	COOLEY,JAC
GEORGIA SOUTHERN	11-12-10	98-61	w	7-4-1	7-3-2	5-2-0	6-7-4	11-6-1
LIBERTY	11-14-10	72-51	w	0-1-1	4-3-1	0-1-0	4-6-2	0-4-0
CHICAGO STATE	11-17-10	102-62	w	0-2-0	5-4-1	4-4-0	17-11-3	6-5-0

2010-11 Notre Dame Men's Basketball
 Notre Dame Team High/Low Analysis (as of Nov 17, 2010)
 All games

Notre Dame - TEAM GAME HIGHS

POINTS	102	CHICAGO STATE (11-17-10)
	98	GEORGIA SOUTHERN (11-12-10)
	72	LIBERTY (11-14-10)
FIELD GOALS MADE	34	CHICAGO STATE (11-17-10)
	33	GEORGIA SOUTHERN (11-12-10)
FIELD GOAL ATTEMPTS	69	CHICAGO STATE (11-17-10)
	68	GEORGIA SOUTHERN (11-12-10)
FIELD GOAL PERCENTAGE	.493 (34-69)	CHICAGO STATE (11-17-10)
	.485 (33-68)	GEORGIA SOUTHERN (11-12-10)
3 PT FIELD GOALS MADE	12	CHICAGO STATE (11-17-10)
	10	LIBERTY (11-14-10)
3 PT FG ATTEMPTS	31	CHICAGO STATE (11-17-10)
	28	LIBERTY (11-14-10)
3 PT FG PERCENTAGE	.387 (12-31)	CHICAGO STATE (11-17-10)
	.357 (10-28)	LIBERTY (11-14-10)
FREE THROWS MADE	24	GEORGIA SOUTHERN (11-12-10)
	22	CHICAGO STATE (11-17-10)
FREE THROW ATTEMPTS	34	CHICAGO STATE (11-17-10)
	27	GEORGIA SOUTHERN (11-12-10)
FREE THROW PERCENTAGE	.889 (24-27)	GEORGIA SOUTHERN (11-12-10)
	.647 (22-34)	CHICAGO STATE (11-17-10)
REBOUNDS	59	CHICAGO STATE (11-17-10)
	46	GEORGIA SOUTHERN (11-12-10)
ASSISTS	29	CHICAGO STATE (11-17-10)
	21	GEORGIA SOUTHERN (11-12-10)
STEALS	8	GEORGIA SOUTHERN (11-12-10)
	4	LIBERTY (11-14-10)
BLOCKED SHOTS	6	CHICAGO STATE (11-17-10)
	4	LIBERTY (11-14-10)
TURNOVERS	12	LIBERTY (11-14-10)
	10	GEORGIA SOUTHERN (11-12-10)
FOULS	25	GEORGIA SOUTHERN (11-12-10)
	15	CHICAGO STATE (11-17-10)

2010-11 Notre Dame Men's Basketball
 Notre Dame High/Low Analysis (as of Nov 17, 2010)
 All games

Opponent - GAME HIGHS

POINTS	62	CHICAGO STATE (11-17-10)
	61	GEORGIA SOUTHERN (11-12-10)
	51	LIBERTY (11-14-10)
FIELD GOALS MADE	21	CHICAGO STATE (11-17-10)
	21	LIBERTY (11-14-10)
FIELD GOAL ATTEMPTS	61	CHICAGO STATE (11-17-10)
	59	LIBERTY (11-14-10)
FIELD GOAL PERCENTAGE	.356 (21-59)	LIBERTY (11-14-10)
	.344 (21-61)	CHICAGO STATE (11-17-10)
3 PT FIELD GOALS MADE	7	CHICAGO STATE (11-17-10)
	5	LIBERTY (11-14-10)
3 PT FG ATTEMPTS	20	CHICAGO STATE (11-17-10)
	17	LIBERTY (11-14-10)
3 PT FG PERCENTAGE	.350 (7-20)	CHICAGO STATE (11-17-10)
	.294 (5-17)	LIBERTY (11-14-10)
FREE THROWS MADE	26	GEORGIA SOUTHERN (11-12-10)
	13	CHICAGO STATE (11-17-10)
FREE THROW ATTEMPTS	34	GEORGIA SOUTHERN (11-12-10)
	20	CHICAGO STATE (11-17-10)
FREE THROW PERCENTAGE	.765 (26-34)	GEORGIA SOUTHERN (11-12-10)
	.650 (13-20)	CHICAGO STATE (11-17-10)
REBOUNDS	36	LIBERTY (11-14-10)
	28	CHICAGO STATE (11-17-10)
ASSISTS	17	CHICAGO STATE (11-17-10)
	14	LIBERTY (11-14-10)
STEALS	5	CHICAGO STATE (11-17-10)
	4	GEORGIA SOUTHERN (11-12-10)
BLOCKED SHOTS	3	GEORGIA SOUTHERN (11-12-10)
	2	LIBERTY (11-14-10)
TURNOVERS	17	GEORGIA SOUTHERN (11-12-10)
	15	LIBERTY (11-14-10)
FOULS	26	LIBERTY (11-14-10)
	25	CHICAGO STATE (11-17-10)

2010-11 Notre Dame Men's Basketball
 Notre Dame High/Low Analysis (as of Nov 17, 2010)
 All games

Notre Dame - GAME LOWS

POINTS	72	LIBERTY (11-14-10)
	98	GEORGIA SOUTHERN (11-12-10)
	102	CHICAGO STATE (11-17-10)
FIELD GOALS MADE	23	LIBERTY (11-14-10)
	33	GEORGIA SOUTHERN (11-12-10)
FIELD GOAL ATTEMPTS	55	LIBERTY (11-14-10)
	68	GEORGIA SOUTHERN (11-12-10)
FIELD GOAL PERCENTAGE	.418 (23-55)	LIBERTY (11-14-10)
	.485 (33-68)	GEORGIA SOUTHERN (11-12-10)
3 PT FIELD GOALS MADE	8	GEORGIA SOUTHERN (11-12-10)
	10	LIBERTY (11-14-10)
3 PT FG ATTEMPTS	26	GEORGIA SOUTHERN (11-12-10)
	28	LIBERTY (11-14-10)
3 PT FG PERCENTAGE	.308 (8-26)	GEORGIA SOUTHERN (11-12-10)
	.357 (10-28)	LIBERTY (11-14-10)
FREE THROWS MADE	16	LIBERTY (11-14-10)
	22	CHICAGO STATE (11-17-10)
FREE THROW ATTEMPTS	25	LIBERTY (11-14-10)
	27	GEORGIA SOUTHERN (11-12-10)
FREE THROW PERCENTAGE	.640 (16-25)	LIBERTY (11-14-10)
	.647 (22-34)	CHICAGO STATE (11-17-10)
REBOUNDS	42	LIBERTY (11-14-10)
	46	GEORGIA SOUTHERN (11-12-10)
ASSISTS	16	LIBERTY (11-14-10)
	21	GEORGIA SOUTHERN (11-12-10)
STEALS	3	CHICAGO STATE (11-17-10)
	4	LIBERTY (11-14-10)
BLOCKED SHOTS	2	GEORGIA SOUTHERN (11-12-10)
	4	LIBERTY (11-14-10)
TURNOVERS	9	CHICAGO STATE (11-17-10)
	10	GEORGIA SOUTHERN (11-12-10)
FOULS	11	LIBERTY (11-14-10)
	15	CHICAGO STATE (11-17-10)

2010-11 Notre Dame Men's Basketball
 Notre Dame High/Low Analysis (as of Nov 17, 2010)
 All games

Opponent - GAME LOWS

POINTS	51		LIBERTY (11-14-10)
	61		GEORGIA SOUTHERN (11-12-10)
	62		CHICAGO STATE (11-17-10)
FIELD GOALS MADE	16		GEORGIA SOUTHERN (11-12-10)
	21		LIBERTY (11-14-10)
	21		CHICAGO STATE (11-17-10)
FIELD GOAL ATTEMPTS	48		GEORGIA SOUTHERN (11-12-10)
	59		LIBERTY (11-14-10)
FIELD GOAL PERCENTAGE	.333	(16-48)	GEORGIA SOUTHERN (11-12-10)
	.344	(21-61)	CHICAGO STATE (11-17-10)
3 PT FIELD GOALS MADE	3		GEORGIA SOUTHERN (11-12-10)
	5		LIBERTY (11-14-10)
3 PT FG ATTEMPTS	15		GEORGIA SOUTHERN (11-12-10)
	17		LIBERTY (11-14-10)
3 PT FG PERCENTAGE	.200	(3-15)	GEORGIA SOUTHERN (11-12-10)
	.294	(5-17)	LIBERTY (11-14-10)
FREE THROWS MADE	4		LIBERTY (11-14-10)
	13		CHICAGO STATE (11-17-10)
FREE THROW ATTEMPTS	7		LIBERTY (11-14-10)
	20		CHICAGO STATE (11-17-10)
FREE THROW PERCENTAGE	.571	(4-7)	LIBERTY (11-14-10)
	.650	(13-20)	CHICAGO STATE (11-17-10)
REBOUNDS	27		GEORGIA SOUTHERN (11-12-10)
	28		CHICAGO STATE (11-17-10)
ASSISTS	11		GEORGIA SOUTHERN (11-12-10)
	14		LIBERTY (11-14-10)
STEALS	3		LIBERTY (11-14-10)
	4		GEORGIA SOUTHERN (11-12-10)
BLOCKED SHOTS	1		CHICAGO STATE (11-17-10)
	2		LIBERTY (11-14-10)
TURNOVERS	11		CHICAGO STATE (11-17-10)
	15		LIBERTY (11-14-10)
FOULS	24		GEORGIA SOUTHERN (11-12-10)
	25		CHICAGO STATE (11-17-10)

2010-11 Notre Dame Men's Basketball
 Notre Dame Player High/Low Analysis (as of Nov 17, 2010)
 All games

Notre Dame - INDIVIDUAL GAME HIGHS

Points	22		HANSBROUGH, Ben vs Chicago State (11-17-10)
	21		ABROMAITIS, Tim vs Chicago State (11-17-10)
	20		HANSBROUGH, Ben vs Georgia Southern (11-12-10)
	19		HANSBROUGH, Ben vs Liberty (11-14-10)
	17		SCOTT, Carleton vs Chicago State (11-17-10)
Field Goals Made	7		HANSBROUGH, Ben vs Chicago State (11-17-10)
	7		HANSBROUGH, Ben vs Liberty (11-14-10)
	7		HANSBROUGH, Ben vs Georgia Southern (11-12-10)
Field Goal Att.	15		ABROMAITIS, Tim vs Chicago State (11-17-10)
	13		HANSBROUGH, Ben vs Chicago State (11-17-10)
	13		HANSBROUGH, Ben vs Liberty (11-14-10)
	13		ABROMAITIS, Tim vs Georgia Southern (11-12-10)
FG Pct (min 5 made)	.750	(6-8)	SCOTT, Carleton vs Chicago State (11-17-10)
	.700	(7-10)	HANSBROUGH, Ben vs Georgia Southern (11-12-10)
3-Point FG Made	6		HANSBROUGH, Ben vs Chicago State (11-17-10)
	5		HANSBROUGH, Ben vs Liberty (11-14-10)
3-Point FG Att.	10		HANSBROUGH, Ben vs Chicago State (11-17-10)
	9		ABROMAITIS, Tim vs Liberty (11-14-10)
3-Pt FG Pct (min 2 made)	.750	(3-4)	SCOTT, Carleton vs Chicago State (11-17-10)
	.667	(2-3)	ATKINS, Eric vs Liberty (11-14-10)
Free Throws Made	12		NASH, Tyrone vs Liberty (11-14-10)
	8		ABROMAITIS, Tim vs Chicago State (11-17-10)
Free Throw Att.	15		NASH, Tyrone vs Liberty (11-14-10)
	9		ABROMAITIS, Tim vs Chicago State (11-17-10)
FT Pct (min 3 made)	1.000	(4-4)	DRAGICEVICH, Alex vs Georgia Southern (11-12-10)
	1.000	(3-3)	MARTIN, Scott vs Georgia Southern (11-12-10)
	1.000	(3-3)	COOLEY, Jack vs Georgia Southern (11-12-10)
Rebounds	11		SCOTT, Carleton vs Chicago State (11-17-10)
	10		NASH, Tyrone vs Chicago State (11-17-10)
	10		ABROMAITIS, Tim vs Chicago State (11-17-10)
Assists	7		NASH, Tyrone vs Chicago State (11-17-10)
	7		ABROMAITIS, Tim vs Chicago State (11-17-10)
Steals	3		BROOKS, Joey vs Georgia Southern (11-12-10)
	2		ABROMAITIS, Tim vs Liberty (11-14-10)
	2		HANSBROUGH, Ben vs Georgia Southern (11-12-10)
Blocked Shots	3		SCOTT, Carleton vs Chicago State (11-17-10)
	2		SCOTT, Carleton vs Liberty (11-14-10)
Turnovers	3		SCOTT, Carleton vs Liberty (11-14-10)
	2		BROOKS, Joey vs Chicago State (11-17-10)
	2		SCOTT, Carleton vs Chicago State (11-17-10)
	2		HANSBROUGH, Ben vs Chicago State (11-17-10)
	2		MARTIN, Scott vs Liberty (11-14-10)
	2		ABROMAITIS, Tim vs Liberty (11-14-10)
	2		COOLEY, Jack vs Liberty (11-14-10)
	2		HANSBROUGH, Ben vs Georgia Southern (11-12-10)
	2		MARTIN, Scott vs Georgia Southern (11-12-10)
	2		ATKINS, Eric vs Georgia Southern (11-12-10)
Fouls	4		SCOTT, Carleton vs Chicago State (11-17-10)
	4		BROGHAMMER, Mike vs Georgia Southern (11-12-10)
	4		MARTIN, Scott vs Georgia Southern (11-12-10)
	4		SCOTT, Carleton vs Georgia Southern (11-12-10)

2010-11 Notre Dame Men's Basketball
 Notre Dame Opponent High/Low Analysis (as of Nov 17, 2010)
 All games

OPPONENT INDIVIDUAL GAME HIGHS

Points	26		FERGUSON, Eric vs Georgia Southern (11-12-10)
	18		SPENCER, Rory vs Georgia Southern (11-12-10)
	14		MARTIN, Hajji vs Chicago State (11-17-10)
	14		WALL, Christian vs Chicago State (11-17-10)
	14		MONTGOMERY, Carl vs Chicago State (11-17-10)
Field Goals Made	6		MONTGOMERY, Carl vs Chicago State (11-17-10)
	6		FERGUSON, Eric vs Georgia Southern (11-12-10)
Field Goal Att.	16		MONTGOMERY, Carl vs Chicago State (11-17-10)
	16		GORDON, Evan vs Liberty (11-14-10)
FG Pct (min 5 made)	.545	(6-11)	FERGUSON, Eric vs Georgia Southern (11-12-10)
	.500	(5-10)	MINAYA, David vs Liberty (11-14-10)
	.500	(5-10)	SPENCER, Rory vs Georgia Southern (11-12-10)
3-Point FG Made	3		SANDERS, John Caleb vs Liberty (11-14-10)
	2		MONTGOMERY, Jonathan vs Chicago State (11-17-10)
	2		WALL, Christian vs Chicago State (11-17-10)
	2		SCOTT, Victor vs Chicago State (11-17-10)
	2		DRAYTON III, Ben vs Georgia Southern (11-12-10)
3-Point FG Att.	9		GORDON, Evan vs Liberty (11-14-10)
	6		SCOTT, Victor vs Chicago State (11-17-10)
	6		DRAYTON III, Ben vs Georgia Southern (11-12-10)
3-Pt FG Pct (min 2 made)	.750	(3-4)	SANDERS, John Caleb vs Liberty (11-14-10)
	.500	(2-4)	MONTGOMERY, Jonathan vs Chicago State (11-17-10)
Free Throws Made	14		FERGUSON, Eric vs Georgia Southern (11-12-10)
	8		SPENCER, Rory vs Georgia Southern (11-12-10)
Free Throw Att.	16		FERGUSON, Eric vs Georgia Southern (11-12-10)
	13		SPENCER, Rory vs Georgia Southern (11-12-10)
FT Pct (min 3 made)	1.000	(4-4)	WALL, Christian vs Chicago State (11-17-10)
	.875	(14-16)	FERGUSON, Eric vs Georgia Southern (11-12-10)
Rebounds	12		BROWN, John vs Liberty (11-14-10)
	8		MARTIN, Hajji vs Chicago State (11-17-10)
Assists	5		WALL, Christian vs Chicago State (11-17-10)
	5		SANDERS, Jesse vs Liberty (11-14-10)
Steals	3		BROWN, John vs Liberty (11-14-10)
	2		WALL, Christian vs Chicago State (11-17-10)
Blocked Shots	2		SPENCER, Rory vs Georgia Southern (11-12-10)
	1		WALL, Christian vs Chicago State (11-17-10)
	1		MCMASTERS, Carter vs Liberty (11-14-10)
	1		BURRUS, Antwan vs Liberty (11-14-10)
	1		BASKERVILLE, Cameron vs Georgia Southern (11-12-10)
Turnovers	5		DRAYTON III, Ben vs Georgia Southern (11-12-10)
	5		FERGUSON, Eric vs Georgia Southern (11-12-10)
Fouls	5		BURRUS, Antwan vs Liberty (11-14-10)
	5		BAYNHAM, Marvin vs Georgia Southern (11-12-10)

Individual Career History

ABROMAITIS, Tim

Season	gp-gs	min/avg	Total		3-Point		F-Throws		Rebounds				Scoring							
			fg-fga	pct	fg-fga	pct	ft-fta	pct	off	def	tot	avg	pf	fo	ast	to	blk	stl	pts	avg
2007-08	12-0	40/3.3	6-21	.286	1-8	.125	7-7	1.000	5	7	12	1.0	5	0	3	4	1	1	20	1.7
2009-10	35-26	1104/31.5	183-370	.495	81-189	.429	117-134	.873	43	123	166	4.7	76	1	52	42	11	17	564	16.1
2010-11	3-3	86/28.7	12-40	.300	4-24	.167	16-19	.842	5	17	22	7.3	3	0	10	3	2	3	44	14.7
TOTAL	50-29	1230/24.6	201-431	.466	86-221	.389	140-160	.875	53	147	200	4.0	84	1	65	49	14	21	628	12.6

ATKINS, Eric

Season	gp-gs	min/avg	Total		3-Point		F-Throws		Rebounds				Scoring							
			fg-fga	pct	fg-fga	pct	ft-fta	pct	off	def	tot	avg	pf	fo	ast	to	blk	stl	pts	avg
2010-11	3-1	76/25.3	12-18	.667	5-8	.625	2-2	1.000	1	6	7	2.3	4	0	12	4	0	0	31	10.3
TOTAL	3-1	76/25.3	12-18	.667	5-8	.625	2-2	1.000	1	6	7	2.3	4	0	12	4	0	0	31	10.3

BROGHAMMER, Mike

Season	gp-gs	min/avg	Total		3-Point		F-Throws		Rebounds				Scoring							
			fg-fga	pct	fg-fga	pct	ft-fta	pct	off	def	tot	avg	pf	fo	ast	to	blk	stl	pts	avg
2009-10	13-0	71/5.5	10-22	.455	1-4	.250	3-7	.429	8	6	14	1.1	13	1	2	4	1	4	24	1.8
2010-11	3-0	22/7.3	4-11	.364	0-0	.000	1-4	.250	5	2	7	2.3	7	0	0	1	1	0	9	3.0
TOTAL	16-0	93/5.8	14-33	.424	1-4	.250	4-11	.364	13	8	21	1.3	20	1	2	5	2	4	33	2.1

BROOKS, Joey

Season	gp-gs	min/avg	Total		3-Point		F-Throws		Rebounds				Scoring							
			fg-fga	pct	fg-fga	pct	ft-fta	pct	off	def	tot	avg	pf	fo	ast	to	blk	stl	pts	avg
2009-10	22-0	86/3.9	15-31	.484	4-7	.571	11-16	.688	5	4	9	0.4	12	0	4	5	0	9	45	2.0
2010-11	3-0	48/16.0	6-15	.400	1-8	.125	3-6	.500	4	6	10	3.3	3	0	4	3	0	4	16	5.3
TOTAL	25-0	134/5.4	21-46	.457	5-15	.333	14-22	.636	9	10	19	0.8	15	0	8	8	0	13	61	2.4

COOLEY, Jack

Season	gp-gs	min/avg	Total		3-Point		F-Throws		Rebounds				Scoring							
			fg-fga	pct	fg-fga	pct	ft-fta	pct	off	def	tot	avg	pf	fo	ast	to	blk	stl	pts	avg
2009-10	21-0	111/5.3	8-20	.400	0-0	.000	4-12	.333	22	15	37	1.8	19	1	1	4	5	3	20	1.0
2010-11	3-0	41/13.7	7-9	.778	0-0	.000	3-5	.600	9	6	15	5.0	5	0	1	2	2	1	17	5.7
TOTAL	24-0	152/6.3	15-29	.517	0-0	.000	7-17	.412	31	21	52	2.2	24	1	2	6	7	4	37	1.5

DRAGICEVICH, Alex

Season	gp-gs	min/avg	Total		3-Point		F-Throws		Rebounds				Scoring							
			fg-fga	pct	fg-fga	pct	ft-fta	pct	off	def	tot	avg	pf	fo	ast	to	blk	stl	pts	avg
2010-11	3-0	18/6.0	3-7	.429	1-2	.500	6-6	1.000	1	3	4	1.3	1	0	0	0	0	0	13	4.3
TOTAL	3-0	18/6.0	3-7	.429	1-2	.500	6-6	1.000	1	3	4	1.3	1	0	0	0	0	0	13	4.3

GRANT, Jerian

Individual Career History

HANSBROUGH, Ben

Season	gp-gs	min/avg	Total		3-Point		F-Throws		Rebounds				Scoring							
			fg-fga	pct	fg-fga	pct	ft-fta	pct	off	def	tot	avg	pf	fo	ast	to	blk	stl	pts	avg
2006-07*	35-9	827/23.6	75-175	.429	47-114	.412	58-74	.784	15	83	98	2.8	60	1	112	65	0	35	255	7.3
2007-08*	30-28	1005/33.5	98-236	.415	62-173	.358	56-71	.789	20	95	115	3.8	68	2	77	48	2	31	314	10.5
2009-10	35-35	1241/35.5	129-284	.454	67-162	.414	94-129	.729	29	107	136	3.9	82	2	153	63	5	37	419	12.0
2010-11	3-3	88/29.3	21-36	.583	15-25	.600	4-7	.571	1	9	10	3.3	8	0	14	5	0	3	61	20.3
TOTAL	38-38	1329/35.0	150-320	.469	82-187	.439	98-136	.721	30	116	146	3.8	90	2	167	68	5	40	480	12.6
All*	103-75	3161/30.7	323-731	.442	191-474	.403	212-281	.754	65	294	359	3.5	218	5	356	181	7	106	1049	10.2

* Statistics from prior team/school

KNIGHT, Tom

Season	gp-gs	min/avg	Total		3-Point		F-Throws		Rebounds				Scoring							
			fg-fga	pct	fg-fga	pct	ft-fta	pct	off	def	tot	avg	pf	fo	ast	to	blk	stl	pts	avg
2010-11	3-0	17/5.7	3-6	.500	0-0	.000	1-1	1.000	4	3	7	2.3	1	0	2	1	1	0	7	2.3
TOTAL	3-0	17/5.7	3-6	.500	0-0	.000	1-1	1.000	4	3	7	2.3	1	0	2	1	1	0	7	2.3

KOPKO, Tom

Season	gp-gs	min/avg	Total		3-Point		F-Throws		Rebounds				Scoring							
			fg-fga	pct	fg-fga	pct	ft-fta	pct	off	def	tot	avg	pf	fo	ast	to	blk	stl	pts	avg
2007-08	5-0	11/2.2	2-4	.500	1-3	.333	0-1	.000	1	1	2	0.4	1	0	0	0	0	0	5	1.0
2008-09	6-0	12/2.0	3-7	.429	0-3	.000	1-2	.500	0	0	0	0.0	0	0	3	1	0	2	7	1.2
2009-10	8-0	13/1.6	3-6	.500	2-4	.500	0-0	.000	0	0	0	0.0	2	0	0	1	0	0	8	1.0
2010-11	3-0	9/3.0	0-4	.000	0-2	.000	0-0	.000	2	0	2	0.7	0	0	0	0	0	0	0	0.0
TOTAL	22-0	45/2.0	8-21	.381	3-12	.250	1-3	.333	3	1	4	0.2	3	0	3	2	0	2	20	0.9

MARTIN, Scott

Season	gp-gs	min/avg	Total		3-Point		F-Throws		Rebounds				Scoring							
			fg-fga	pct	fg-fga	pct	ft-fta	pct	off	def	tot	avg	pf	fo	ast	to	blk	stl	pts	avg
2007-08*	32-8	700/21.9	84-225	.373	26-83	.313	78-112	.696	42	79	121	3.8	78	3	44	48	21	31	272	8.5
2010-11	2-2	51/25.5	4-16	.250	1-8	.125	4-7	.571	3	5	8	4.0	4	0	5	4	1	1	13	6.5
TOTAL	2-2	51/25.5	4-16	.250	1-8	.125	4-7	.571	3	5	8	4.0	4	0	5	4	1	1	13	6.5
All*	34-10	751/22.1	88-241	.365	27-91	.297	82-119	.689	45	84	129	3.8	82	3	49	52	22	32	285	8.4

* Statistics from prior team/school

NASH, Tyrone

Season	gp-gs	min/avg	Total		3-Point		F-Throws		Rebounds				Scoring							
			fg-fga	pct	fg-fga	pct	ft-fta	pct	off	def	tot	avg	pf	fo	ast	to	blk	stl	pts	avg
2007-08	15-0	59/3.9	6-13	.462	0-1	.000	3-11	.273	8	12	20	1.3	6	0	5	3	1	2	15	1.0
2008-09	34-1	384/11.3	37-73	.507	0-0	.000	27-50	.540	51	70	121	3.6	52	2	23	13	6	15	101	3.0
2009-10	35-35	923/26.4	96-177	.542	0-0	.000	80-133	.602	79	104	183	5.2	101	3	59	48	16	24	272	7.8
2010-11	3-3	76/25.3	8-13	.615	0-0	.000	18-23	.783	10	11	21	7.0	4	0	9	3	0	1	34	11.3
TOTAL	87-39	1442/16.6	147-276	.533	0-1	.000	128-217	.590	148	197	345	4.0	163	5	96	67	23	42	422	4.9

SCOTT, Carleton

Season	gp-gs	min/avg	Total		3-Point		F-Throws		Rebounds				Scoring							
			fg-fga	pct	fg-fga	pct	ft-fta	pct	off	def	tot	avg	pf	fo	ast	to	blk	stl	pts	avg
2008-09	20-0	90/4.5	20-31	.645	3-7	.429	7-9	.778	6	17	23	1.2	10	0	7	2	3	5	50	2.5
2009-10	34-9	641/18.9	68-138	.493	19-54	.352	16-21	.762	45	112	157	4.6	63	3	37	29	37	16	171	5.0
2010-11	3-3	68/22.7	10-17	.588	3-8	.375	4-6	.667	5	19	24	8.0	11	0	9	5	5	2	27	9.0
TOTAL	57-12	799/14.0	98-186	.527	25-69	.362	27-36	.750	56	148	204	3.6	84	3	53	36	45	23	248	4.4