



# NOTRE DAME

## MEN'S BASKETBALL

Fighting Irish Media Contacts

Alan Wasielewski • awasiele@nd.edu • 574-532-4167

Robby Hamman • rhamman@nd.edu • 574-808-9575

### SCHEDULE/RESULTS

Date	ND Rank	Opponent	TV	Time/Result
N12		+Bryant	ACCNetXtra	W, 89-64
N16		+Seattle	ACCNetXtra	W, 92-49
N18		Loyola (MD)	ACCNetXtra	W, 83-48
N21		+vs. Colorado	ESPN2	W, 89-83
N22		+vs. Northwestern	ESPN2	W, 70-66
N26		Chicago State	ACCNetXtra	W, 91-60
N29		Slowa	ESPN2	W, 92-78
D4		North Carolina A&T	ACCNetXtra	W, 107-53
D6	23/22	Fort Wayne	ESPNU	W, 87-72
D10	23/22	&vs. 1/1 Villanova	CBS	L, 66-74
D17	21/21	^vs. 15/16 Purdue	ESPN2	L, 81-86
D19	25/24	Colgate	ACCNetXtra	W, 77-62
D28	24/24	St. Peter's	ACCNetXtra	W, 63-55
D31	24/24	at Pittsburgh	ACCNetwork	W, 77-77 OT
J4	23/21	9/9 Louisville	ACCNetwork	W, 77-70
J7	23/21	Clemson	ESPNU	W, 75-70
J12	20/20	at Miami (FL)	ESPN	W, 67-62
J14	20/20	at Virginia Tech	ACCNetwork	W, 76-71
J18	15/15	at 10/12 Florida State	RSN	L, 80-83
J21	15/15	Syracuse	ESPN	W, 84-66
J24	14/12	12/13 Virginia	ACCNetwork	L 54-71
J28	14/12	at Georgia Tech	ESPNU	L, 60-62
J30	20/18	21/21 Duke	ESPN	L, 74-84
F4	20/18	at 12/10 North Carolina	ESPNews	L, 76-83
F7	-/24	Wake Forest	ESPNews	W, 88-81
F11	-/24	14/15 Florida State	ESPN	W, 84-72
F14	25/20	at Boston College	ESPNU	W, 84-76
F18	25/20	at NC State	ESPN	W, 81-72
F26	21/17	Georgia Tech	ESPNU	6:30 p.m.
M1		Boston College	ACCNetwork	8:00 p.m.
M4		at 7/6 Louisville	CBS	2:00 p.m.

ACC Championship (March 7-11, Barclays Center, Brooklyn, N.Y.)

M7-11 TBA TBA TBA

NCAA Championship

M14 - A3 TBA TBA TBA

Bold indicates 2016-17 home game

% - Exhibition game | + - Legends Classic

\$ - ACC/Big Ten Challenge | & - Never Forget Tribute Classic

^ - Crossroads Classic

Rankings are AP/USA Today Coaches

### POSTSEASON RATINGS

AS OF FEB. 23, 2017

NCAA RPI	25
NCAA SOS:	36
Vs. RPI Top 50	6-6
Vs. RPI 51-100	3-1
ESPN BPI	21
Sagarin Rating	25

### NOTRE DAME VS. GEORGIA TECH



#21/17 **NOTRE DAME FIGHTING IRISH**  
2016-17: 21-7, 10-5 ACC



**GEORGIA TECH YELLOW JACKETS**  
2016-17: 16-12, 7-8 ACC

**HEAD COACH:** Mike Brey  
**CAREER RECORD:** 476-236 / 22  
**RECORD AT ND:** 377-184 / 17

**HEAD COACH:** Josh Pastner  
**CAREER RECORD:** 183-85 / 8  
**RECORD AT GT:** 16-12 / 1



**ESPNU NATIONAL BROADCAST**  
Play-by-Play: Adam Amin  
Analyst: Cory Alexander

**NOTRE DAME BASKETBALL RADIO NETWORK**  
Play-by-Play: Jack Nolan | Analyst: Zach Hillesland  
**LISTEN AT:** WatchND.tv | ND Basketball Radio Network  
Broadcast also available on Sirius/XM Channel 81

### BY THE NUMBERS: IRISH VS. YELLOW JACKETS

<b>1.68</b>	Assist-to-turnover ratio for Notre Dame this season, the second-best in the nation behind UCLA (1.85).
<b>4</b>	Notre Dame boasts the best win streak in the ACC entering the game with Georgia Tech, having won its last four conference games. The Irish also began the conference campaign with five consecutive victories, the best conference start in school history.
<b>5</b>	The Irish lead the ACC in conference road victories this season (5-3).
<b>6</b>	Junior <b>Bonzie Colson</b> ranks in the top 10 of six statistical categories ranked by the ACC each week. He ranks first in rebounds (10.5) and defensive rebounds (7.64), third in field goal percentage (.521), fifth in offensive rebounds (2.89), sixth in blocked shots (1.43), and 10th in free throw percentage (.809).
<b>10.5</b>	Rebounds-per-game average for <b>Bonzie Colson</b> , which leads the ACC and is 11th in the country (as of Feb. 23). Colson also leads the ACC in overall double-doubles (16) and 10-rebound performances (17).
<b>11</b>	Notre Dame has posted 11 double-digit wins in conference in 17 years under <b>Mike Brey</b> , including three of the four years the Irish have been a part of the ACC.
<b>13</b>	20-win seasons in 17 years as the head coach at Notre Dame for <b>Mike Brey</b> , matching the school-record for 20-win seasons (see page 3 for more details).
<b>16</b>	Notre Dame has shot at least 80 percent from the free throw line 16 times this season, including a 10-of-12 performance (.833) at NC State.
<b>46</b>	Three-point shooting percentage (.462) over the past four games - all victories for Notre Dame - by senior <b>V.J. Beachem</b> . The Fort Wayne, Indiana, native has shot 18-39 from behind the arc in the past four games and is averaging 17.8 ppg.
<b>81.6</b>	Free-throw percentage for Notre Dame this season, the best in the nation.
<b>82.2</b>	NCAA record free throw shooting percentage by Harvard in 1984. The Irish are in the running to threaten that mark this season (ND is currently shooting 81.6) and could set a new ACC single-season record (.799 by NC State in 2004).
<b>92.0</b>	Free throw percentage for <b>Steve Vasturia</b> this season, first in the ACC and sixth in the nation.
<b>305</b>	Career assists for <b>Steve Vasturia</b> - the 19th ND player to amass 300 assists. Vasturia also has scored 1,319 points, becoming the 11th Irish player to score over 1,300 points and dish out 300 assists. Vasturia joins Chris Thomas (2001-05) as the only Notre Dame player to score 1,300 points, post 300 assists and shoot over .850 from the free throw line.
<b>377</b>	Victories at Notre Dame for head coach <b>Mike Brey</b> , the second-most in Notre Dame history and 16 away from the all-time record (393).
<b>1,000</b>	<b>Steve Vasturia</b> , <b>V.J. Beachem</b> and <b>Bonzie Colson</b> have all reached 1,000 career points this season - the first time since 1991-92 three Irish players have reached that milestone in the same year (see page 5 for more details).

## 2016-17 NOTRE DAME ROSTER

Number	Name	Position	Eligibility	Height	Weight	Hometown	High School
0	Rex Pflueger	Guard	Sophomore	6-6	202	Dana Point, CA	Mater Dei
1	Austin Torres	Forward	Senior	6-7	241	Granger, IN	Penn
2	Temple T.J. Gibbs	Guard	Freshman	6-3	200	Scotch Plains, NJ	Seton Hall Prep
3	V.J. Beachem (C)	Forward	Senior	6-8	201	Fort Wayne, IN	New Haven
4	Matt Ryan	Forward	Sophomore	6-7	228	Cortlandt Manor, NY	Iona Preparatory
5	Matt Farrell	Guard	Junior	6-1	178	Bridgewater, NJ	Point Pleasant Beach
12	Elijah Burns	Forward	Sophomore	6-8	235	Troy, NY	Blair Academy (N.J.)
13	Nikola Djogo	Guard	Freshman	6-7	203	Hamilton, Ontario, Canada	Athlete Institute Prep
21	Matt Gregory	Forward	Junior	6-8	201	Avon, IN	Cathedral
23	Martinas Geben	Forward	Junior	6-10	255	Vilnius, Lithuania	St. Maria Goretti
32	Steve Vasturia (C)	Guard	Senior	6-6	212	Medford, NJ	St. Joseph's Prep
33	John Mooney	Forward	Freshman	6-9	245	Orlando, FL	Lake Brantley
34	Patrick Mazza	Forward	Graduate	6-10	255	Glen Ellyn, IL	Glenbard West
35	Bonzie Colson (C)	Forward	Junior	6-5	225	New Bedford, MA	St. Andrew's School (R.I.)

Head Coach	Mike Brey	George Washington '82	377-184 (.672), 17th at ND	476-236 (.669), 22 career
Associate Head Coach	Rod Balanis	Georgia Tech '83	17th year at ND	
Assistant Coach	Ryan Ayers	Notre Dame '09	First year at ND	
Assistant Coach	Ryan Humphrey	Notre Dame '02	First year at ND	
Director of Basketball Operations	Harold Swanagan	Notre Dame '02	Eighth year at ND	
Video Coordinator	Eric Atkins	Notre Dame '14	First year at ND	

## IRISH AND YELLOW JACKETS MEET FOR SECOND TIME ON SUNDAY NIGHT:

The University of Notre Dame men's basketball team (21-7, 10-5 ACC) plays host to Georgia Tech (16-12, 7-8 ACC) on Sunday night in a sold-out Purcell Pavilion. The Irish will be looking to avenge one of its five ACC losses this season, as the Yellow Jackets earned a 62-60 victory in McCamish Pavilion on January 28, 2017 on a last-second lay up.

## NOTRE DAME vs. GEORGIA TECH SERIES HISTORY:

Notre Dame and Georgia Tech will be meeting for the 16th time on Sunday evening. Tech leads the all-time series 9-6, including a 62-60 last-second victory over the Irish on Jan. 28, 2017. Georgia Tech and Boston College are Notre Dame's two dedicated repeat opponents each year in ACC competition.

## NOTRE DAME VS. GEORGIA TECH 6-9 | HOME 5-2 | AWAY 1-6 | NEUTRAL 0-1 | ACC 4-3

Date	City	Site	ND rank	Opp rank	W/L	ND	Opp
2/22/1941	Notre Dame, IN	Fieldhouse			W	53	42
2/5/1966	Notre Dame, IN	Fieldhouse			L	61	75
2/4/1967	Atlanta, GA	McCamish Pavilion			L	87	102
1/30/1969	Notre Dame, IN	Purcell Pavilion	nr / 16		W	71	52
1/17/1972	Atlanta, GA	McCamish Pavilion			L	62	82
2/25/1989	Atlanta, GA	McCamish Pavilion			L	80	90
2/24/1990	Notre Dame, IN	Purcell Pavilion		8 / 6	L OT	80	88
11/19/2007	+St. Thomas, V.I.	Sports and Fitness Center			L	69	70
1/11/2014	~Atlanta, GA	McCamish Pavilion			L	69	74
2/26/2014	~Notre Dame, IN	Purcell Pavilion			W	65	62
1/3/2015	~Notre Dame, IN	Purcell Pavilion	14 / 13		W 2OT	83	76
1/14/2015	~Atlanta, GA	McCamish Pavilion	12 / 12		W	62	59
1/13/2016	~Notre Dame, IN	Purcell Pavilion			W	72	64
2/20/2016	~Atlanta, GA	McCamish Pavilion	19 / 18		L	62	63
1/28/2017	~Atlanta, GA	McCamish Pavilion	14/12		L	60	62

+ - Paradise Jam | ~ - ACC Game

## BALANIS TAKES ON HIS ALMA MATER:

Notre Dame associate head coach Rod Balanis faces alma mater on Sunday when the Irish play host to Georgia Tech in McCamish Pavilion. Balanis played for former Georgia Tech head coach Bobby Cremins from 1990-94, making four appearances in the NCAA tournament, two Sweet 16 berths and a spot in the 1990 Final Four.

Balanis was a member of the ACC Academic Honor Roll and graduated with honors from Georgia Tech with a management degree and has been a member of the Irish coaching staff since Mike Brey's arrival on campus for the 2000-01 season.

## PRONUNCIATIONS

Nikola Djogo - Knee-Cola Joe-Go  
 Martinas Geben - Mar-TIN-ess Gebb-in  
 Steve Vasturia - Steve Vas-STORE-ee-uh  
 Rod Balanis - Rod Buh-lahn-iss  
 Ryan Ayers - Ryan Airs  
 Ryan Humphrey - Ryan HUMP-free  
 Harold Swanagan - Harold SWON-uh-gan  
 Alan Wasielewski - Alan Waz-uh-lou-skee

## TEAM INFORMATION

Conference	Atlantic Coast
Home Arena (Capacity)	Purcell Pavilion at the Joyce Center (9,149)
Starters Returning/Lost	3/2
Monogram Winners	
Returning/Lost	9/3
Newcomers	4
First Season	1898
Full Seasons	111
All-Time Record	1839-990 (.650)
NCAA Appearances/Record	35 / 37-39
First/Last NCAA Appearance	1953 / 2016
ACC Member	2013-14 - present
ACC Regular Season	41-28 (.594)
ACC Tournament	4-2 (.667)
ACC Championships	1 - 2015

## NATIONAL RANKINGS

AP TOP 25  
(Feb. 20, 2016)

- Gonzaga
- Villanova**
- Kansas
- Arizona
- UCLA
- Oregon
- Louisville**
- North Carolina**
- Baylor
- Duke**
- Kentucky
- West Virginia
- Florida
- Purdue**
- Cincinnati
- Wisconsin
- SMU
- Virginia**
- Florida State**
- Saint Mary's (CA)
- NOTRE DAME
- Butler
- Creighton
- Maryland
- Wichita State

Others: VCU, **Northwestern**, Iowa State, South Carolina, Southern Cal, Dayton, MTSU, Oklahoma State, Minnesota, **Miami**, Monmouth, Michigan, Vermont, **Virginia Tech**.

USA TODAY COACHES POLL  
(Feb. 20, 2016)

- Gonzaga
- Villanova**
- Kansas
- Arizona
- UCLA
- Louisville**
- Oregon
- North Carolina**
- Baylor
- Kentucky
- Duke**
- Florida
- West Virginia
- Purdue**
- Wisconsin
- Cincinnati
- NOTRE DAME
- Saint Mary's (CA)
- Virginia**
- Florida State**
- SMU
- Butler
- Creighton
- Maryland
- Wichita State

Others: South Carolina, Southern Cal, **Northwestern**, Iowa State, **Miami**, Xavier, MTSU, Dayton, California, Kansas State, VCU.  
**Bold** = ND Opponents

**NOTRE DAME RECORD**

Game played at the Purcell Pavilion	14-2
Game played on the road	5-3
Game played at a neutral site	2-2
Vs. ACC opponents	10-5
Vs. Non-conference opponents	11-2
Leading at halftime	16-2
Trailing at halftime	4-5
Tied at halftime	1-0
In overtime	1-0
Shoots .500 or better	5-0
Shoots less than .500	16-7
Shoots better than opponent	15-1
Shoots worse than opponent	6-6
Shoots same as opponent	0-0
Makes more free throws than opponent	15-1
Makes fewer free throws than opponent	5-5
Same number of free throws	1-1
Outrebounds opponents	12-0
Outrebounded by opponent	9-7
Same number of rebounds	0-0
Has fewer turnovers than opponent	14-5
Has more turnovers than opponent	4-2
Has same number of turnovers	3-0
Bench outscores opponent's bench	9-2
Outscored by opponent's bench	11-5
Bench points are the same	1-0
Plays a ranked opponent	2-6
Makes 10 or more three-pointers	12-1
Wears White Uniforms	9-2
Wears Blue Uniforms	6-4
Wears Gold Uniforms	4-0
Wears Green Uniforms	2-1
Plays in November	7-0
Plays in December	5-2
Plays in January	5-4
Plays in February	4-1
Plays in March	0-0
Plays in Day Games	6-4
Plays in Night Games	15-3
Plays on Sundays	1-1
Plays on Mondays	2-1
Plays on Tuesdays	5-1
Plays on Wednesdays	3-1
Plays on Thursdays	1-0
Plays on Fridays	1-0
Plays on Saturdays	8-3
Final Margin is 5 points or less	5-3
Final Margin is 6-10 points	6-3
Final Margin is 11-19 points	5-1
Final Margin is 20-plus points	5-0
Has a player score 20-plus points	9-2
Has a player score 30-plus points	2-0
Scores 59 points or less	0-1
Scores 60-69 points	2-1
Scores 70-79 points	6-3
Scores 80-89 points	9-2
Scores 90-plus points	4-0

**IRISH EXTEND THREE-YEAR WIN MARK RECORD:**

Notre Dame's victory at NC State on Feb. 18, 2017, pushed the program's win record over the past three seasons to 77. The Irish already posted the best two-year stretch of victories last season, winning 56 combined games in 2014-15 and 2015-16.

Season 1	Wins	Season 2	Wins	Season 3	Wins	Total
2014-15	32	2015-16	24	2016-17	21	77
2010-11	27	2011-12	22	2012-13	25	74
2013-14	15	2014-15	32	2015-16	24	71
2008-09	21	2009-10	23	2010-11	27	71

**NOTRE DAME POSTS 10 CONFERENCE WINS FOR THE 11th TIME UNDER BREY:**

With the victory at NC State on Feb. 18, 2017, Notre Dame has posted double-digit conference wins for the 11th time in Mike Brey's 17 years at Notre Dame. Here is a breakdown of Notre Dame's conference seasons with 10-or-more wins, final regular-season finish and what kind, if any, of tournament bye was earned.

Season	Conference	Conference Wins	Conference Losses	Conference Regular-Season Finish	Tourney Bye Earned
2000-01	Big East	11	5	West-1	Single
2001-02	Big East	10	6	West-2	Single
2002-03	Big East	10	6	West-4	None
2006-07	Big East	11	5	4	Single
2007-08	Big East	14	4	3	Single
2009-10	Big East	10	8	7	Double
2010-11	Big East	14	4	2	Double
2011-12	Big East	13	5	3	Double
2014-15	ACC	14	4	3	Double
2015-16	ACC	11	7	4	Double
2016-17	ACC	10	5	TBA	TBA

**20 WINS A TRADITION FOR BREY AT NOTRE DAME:**

For the 13th time in 17 seasons and 10th time in the past 11 seasons, Notre Dame has reached the 20-win mark for the year. That matches the school record for 20-win seasons at Notre Dame with Digger Phelps, who posted 20 wins 13 times in his 20 years as head coach with the Irish.

Head Coach	20-Win Seasons	Total Seasons at Notre Dame
Mike Brey	13	17
Digger Phelps	13	20
George E. Keogan	4	19
John Dee	4	7
John Jordan	3	13
Moose Krause	1	7
Matt Doherty	1	1

## TEAM-HIGH TOTALS THIS SEASON

Career figure in parenthesis

## V.J. BEACHEM

Points 11 (17)  
Rebounds 1 (4)  
Assists 1 (2)  
Blocks 13 (29)  
Steals 8 (20)

## BONZIE COLSON

Points 11 (21)  
Rebounds 23 (33)  
Blocks 13 (34)  
Steals 6 (20)

## MATT FARRELL

Points 3 (3)  
Assists 23 (24)  
Blocks 2 (2)  
Steals 9 (12)

## MARTINAS GEBEN

Rebounds 1 (1)  
Blocks 2 (5)

## T.J. GIBBS

Assists 3 (3)  
Steals 3 (3)

## REX PFLUEGER

Steals 5 (10)  
Assists 0 (1)  
Blocks 2 (4)

## MATT RYAN

Points 1 (2)  
Steals 1 (5)  
Blocks 0 (1)

## AUSTIN TORRES

Rebounds 0 (1)  
Blocks 3 (4)  
Steals 1 (2)

## STEVE VASTURIA

Points 6 (16)  
Rebounds 1 (2)  
Assists 5 (18)  
Steals 12 (28)  
Blocks 1 (3)

## GAMES THIS SEASON WITH...

Career figure in parenthesis

## DOUBLE-FIGURE POINTS

Steve Vasturia 22 (72)  
V.J. Beachem 22 (56)  
Bonzie Colson 26 (53)  
Matt Farrell 23 (24)  
T.J. Gibbs 5 (5)  
Matt Ryan 2 (5)  
Rex Pflueger 2 (3)  
Martinas Geben 1 (2)  
Austin Torres 0 (1)

## 30-PLUS POINTS

Bonzie Colson 1 (2)  
V.J. Beachem 1 (1)

## 20-PLUS POINTS

Bonzie Colson 9 (11)  
V.J. Beachem 9 (10)  
Steve Vasturia 4 (8)  
Matt Farrell 3 (3)  
Matt Ryan 1 (1)

## 10-PLUS REBOUNDS

Bonzie Colson 17 (22)  
Martinas Geben 1 (1)

## 10-PLUS ASSISTS

Matt Farrell 1 (1)

## DOUBLE-DOUBLES

Bonzie Colson 16 (20)  
Matt Farrell 1 (1)

## 609 AND COUNTING

Notre Dame has made at least one three-pointer in 609 straight contests dating back to the 1998-99 campaign. The Fighting Irish have made at least one three pointer during every game of the Mike Brey era. The last time an Irish team failed to hit a three-pointer in a game was in a 101-70 loss to Connecticut at the Hartford Civic Center on Jan. 12, 1999. Notre Dame finished 0-7 from beyond the arc in that contest.

## GAME-BY-GAME STARTING LINEUP

DATE	OPPONENT	RESULT	STARTING LINEUP	LINEUP RECORD
11/12/16	Bryant	W, 89-64	Beachem, Colson, Farrell, Geben, Vasturia	1-0
11/16/16	Seattle	W, 92-49	Beachem, Colson, Farrell, Geben, Vasturia	2-0
11/18/16	Loyola Maryland	W, 83-48	Beachem, Colson, Farrell, Geben, Vasturia	3-0
11/21/16	vs. Colorado	W, 89-83	Beachem, Colson, Farrell, Geben, Vasturia	4-0
11/22/16	vs. Northwestern	W, 70-66	Beachem, Colson, Farrell, Geben, Vasturia	5-0
11/26/16	Chicago State	W, 91-60	Beachem, Colson, Farrell, Geben, Vasturia	6-0
11/29/16	Iowa	W, 92-78	Beachem, Colson, Farrell, Geben, Vasturia	7-0
12/4/16	North Carolina A&T	W, 107-53	Beachem, Colson, Farrell, Geben, Vasturia	8-0
12/6/16	Fort Wayne	W, 87-72	Beachem, Colson, Farrell, Geben, Vasturia	9-0
12/10/16	vs. Villanova	L, 66-74	Beachem, Colson, Farrell, Geben, Vasturia	9-1
12/17/16	vs. Purdue	L, 81-86	Beachem, Colson, Farrell, Geben, Vasturia	9-2
12/19/16	Colgate	W, 77-62	Beachem, Colson, Farrell, Geben, Vasturia	10-2
12/28/16	Saint Peter's	W, 63-55	Beachem, Colson, Farrell, Geben, Vasturia	11-2
12/31/16	at Pittsburgh	W, 78-77 OT	Beachem, Colson, Farrell, Geben, Vasturia	12-2
1/4/17	Louisville	W, 77-70	Beachem, Colson, Farrell, Geben, Vasturia	13-2
1/7/17	Clemson	W, 75-70	Beachem, Colson, Farrell, Geben, Vasturia	14-2
1/12/17	at Miami	W, 67-62	Beachem, Colson, Farrell, Geben, Vasturia	15-2
1/14/17	at Virginia Tech	W, 76-71	Beachem, Colson, Farrell, Geben, Vasturia	16-2
1/18/17	at Florida State	L, 80-83	Beachem, Colson, Farrell, Geben, Vasturia	16-3
1/21/17	Syracuse	W, 84-66	Beachem, Colson, Farrell, Geben, Vasturia	17-3
1/24/17	Virginia	L, 54-71	Beachem, Colson, Farrell, Geben, Vasturia	17-4
1/28/17	at Georgia Tech	L, 60-62	Beachem, Colson, Farrell, Geben, Vasturia	17-5
1/30/17	Duke	L, 74-84	Beachem, Colson, Farrell, Geben, Vasturia	17-6
2/5/17	at North Carolina	L, 76-83	Beachem, Colson, Farrell, Torres, Vasturia	0-1
2/7/17	Wake Forest	W, 88-81	Beachem, Colson, Farrell, Pflueger, Vasturia	1-0
2/11/17	Florida State	W, 84-72	Beachem, Colson, Farrell, Gibbs, Vasturia	1-0
2/14/17	at Boston College	W, 84-76	Beachem, Colson, Farrell, Pflueger, Vasturia	2-0
2/18/17	at NC State	W, 81-72	Beachem, Colson, Farrell, Pflueger, Vasturia	3-0

## SUCCESS ON TOBACCO ROAD:

Notre Dame joined the ACC at the start of the 2013-14 basketball season. The Irish ended up 0-3 in the state of North Carolina that year (65-58 loss at Wake Forest, 63-61 loss at North Carolina, 81-69 loss to Wake Forest in the ACC Tournament in Greensboro).

Since breaking through for the program's first win in Chapel Hill, 71-70, at North Carolina on Jan. 5, 2015, the Irish have won eight of the last 10 games they have played on 'Tobacco Road':

Opponent	W/L	Score	Date
at North Carolina	W	71-70	Jan. 5, 2015
at NC State	W	81-78 (OT)	Jan. 25, 2015
at Duke	L	60-90	Feb. 7, 2015
vs. Miami	W	70-63	March 12, 2015*
vs. Duke	W	74-64	March 13, 2015*
vs. North Carolina	W	90-82	March 14, 2015*
at Duke	W	95-91	Jan. 16, 2016
at Wake Forest	W	69-58	Feb. 24, 2016
at North Carolina	L	72-84	Feb. 5, 2017
at NC State	W	81-72	Feb. 18, 2017

\* - 2015 ACC Championship, Greensboro Coliseum

## COLSON POURS IN 33 POINTS VS. FLORIDA STATE:

Junior forward Bonzie Colson led the Irish to victory over No. 14/15 Florida State on Saturday, Feb. 11, with a career-high 33 points. It was the second 30-point game of Colson's career (he posted 31 points in a victory at Duke on Jan. 16, 2016) and the first 33-point game at Notre Dame since Matt Carroll's 33-point effort against DePaul on Dec. 14, 2002.

Colson's 33 points mark the 50th time that an Irish player has reached at least 30 points in a game during the Mike Brey era (2000-01 to present). It is the most points scored in a game by an Irish player since Luke Harangody posted 37 against Cincinnati on Feb. 4, 2010.

**SIX-FOOT-FIVE WITH A SEVEN-FOOT WING SPAN:**

Junior forward Bonzie Colson has been labeled as ‘under-sized,’ due to his listed 6-5 height measurement. The New Bedford, Massachusetts, native does boast a 7-2 wing span, however, which helps the Irish captain lead the ACC in rebounding at 10.5 per game.

Should Colson continue to lead the league in rebounding, he will become the shortest ACC player to lead the league in rebounding since South Carolina’s Grady Wallace grabbed 14.4 rebounds per game in 1957 – a span of 60 years.

Since 1958 (Pete Brennan, North Carolina) Colson would be the only player under 6-7 to lead the ACC in rebounding.

**PLAYERS UNDER 6-7 TO LEAD THE ACC IN REBOUNDING:**

Name	Year	Height	School	Rebounds Per Game
Dickie Hemric	1954	6-6	Wake Forest	15.1
Dickie Hemric	1955	6-6	Wake Forest	19.0
Grady Wallace	1957	6-4	South Carolina	14.4
Pete Brennan	1958	6-6	North Carolina	11.7
<b>Bonzie Colson</b>	<b>2017</b>	<b>6-5</b>	<b>Notre Dame</b>	<b>10.5</b>

**COLSON WOODEN AWARD LATE SEASON TOP 20 SELECTION:**

Junior forward Bonzie Colson has been named to the Late Season Top 20 list as the 2017 John R. Wooden Award continues to pare down the list of candidates for its player-of-the-year trophy.

Colson, who leads the Atlantic Coast Conference in rebounds per game (10.5) and double-doubles (16) while leading the Fighting Irish in scoring (16.7 points-per-game), is one of two players to appear in the Late Season Top 20 who were not on the Midseason Top 25.

Compared to the other 20 candidates, Colson is the only player shooting .500 from the field, .800 from the free throw line and averaging over 10.0 rebounds per game. He also is the only candidate with 40 blocked shots (40).

Colson has helped the Irish post their best start (9-0) and conference start (5-0) of the Mike Brey era so far this season. He also has been named one of 10 finalists for the 2017 Karl Malone Award for the nation’s top power forward and is on the Naismith Award’s Top 30 as of February 9.

Players not on this most recent list are still eligible for the final ballot, which will consist of 15 top players who have proven to their universities that they are also making progress toward graduation and are maintaining at least a cumulative 2.0 GPA. Voting begins at the end of the season, and voters, consisting of nearly 1,000 members of the national college basketball media, will take into account the opening rounds of the NCAA Tournament.

Fans can follow the candidates en route to the Wooden Award presentation and get the latest news throughout the season by liking the Wooden Award Facebook page or following @WoodenAward on Twitter and Instagram.

**DOUBLE-DOUBLE WATCH:**

Junior forward Bonzie Colson continues to post impressive scoring and rebounding numbers this season. His ACC-leading 16 double-doubles are the sixth-most in a single season at Notre Dame during the Mike Brey era (2000-01 - current).

A list of the top single-season double-double totals of the Mike Brey era (minimum of eight):

Name	Season	Season Double-Doubles	Career Double-Doubles
Luke Harangody	2008-09	25	64
Ryan Humphrey	2001-02	22	32
Zach Auguste	2015-16	20	25
Jack Cooley	2012-13	19	32
Luke Harangody	2007-08	19	64
<b>Bonzie Colson</b>	<b>2016-17</b>	<b>16</b>	<b>20</b>
Jack Cooley	2011-12	13	32
Luke Harangody	2009-10	13	64
Troy Murphy	2000-01	13	45
Torin Francis	2002-03	10	30
Ryan Humphrey	2000-01	10	32
Pat Connaughton	2014-15	8	15
Rob Kurz	2007-08	8	18
Rob Kurz	2006-07	8	18
Torin Francis	2005-06	8	30

**ACC STANDINGS**

AS OF FEBRUARY 23, 2016

	Team	ACC Record	Overall Record
1.	North Carolina	12-3	24-5
2.	Duke	10-5	22-6
3.	Florida State	10-5	22-6
4.	Louisville	10-5	22-6
5.	NOTRE DAME	10-5	21-7
6.	Miami	9-6	19-8
7.	Syracuse	9-7	17-12
8.	Virginia Tech	8-7	19-8
9.	Virginia	8-7	18-9
10.	Georgia Tech	7-8	16-12
11.	Wake Forest	7-9	16-12
12.	Pittsburgh	4-11	15-13
13.	Clemson	4-11	14-13
14.	NC State	4-12	15-14
15.	Boston College	2-13	9-19

**ACC WEEKLY AWARDS**

**PLAYER(S) OF THE WEEK**

Nov. 14	Joel Berry II, North Carolina
	Michael Young, Pittsburgh
Nov. 21	Michael Young, Pittsburgh
Nov. 28	Joel Berry II, North Carolina
Dec. 5	BONZIE COLSON, NOTRE DAME
Dec. 12	Amile Jefferson, Duke
Dec. 19	Jerome Robinson, BC
	Justin Jackson, UNC
Dec. 26	Quentin Snider, Louisville
Jan. 3	Dwayne Bacon, Florida State
Jan. 9	Joel Berry II, North Carolina
Jan. 16	STEVE VASTURIA, NOTRE DAME
	Joel Berry II, North Carolina
Jan. 23	John Collins, Wake Forest
Jan. 30	Donovan Mitchell, Louisville
Feb. 6	John Gillon, Syracuse
Feb. 13	BONZIE COLSON, NOTRE DAME
Feb. 20	John Collins, Wake Forest

**ROOKIE OF THE WEEK**

Nov. 14	Frank Jackson, Duke
Nov. 21	Jonathan Isaac, Florida State
Nov. 28	Josh Okogie, Georgia Tech
Dec. 5	Bruce Bowen, Miami
Dec. 12	Jayson Tatum, Duke
Dec. 19	Dennis Smith Jr., NC State
Dec. 26	Ky Bowman, Boston College
Jan. 3	Ky Bowman, Boston College
	Josh Okogie, Georgia Tech
Jan. 9	Dennis Smith Jr., NC State
Jan. 16	Josh Okogie, Georgia Tech
Jan. 23	Jonathan Isaac, Florida State
Jan. 30	Josh Okogie, Georgia Tech
Feb. 6	Dennis Smith Jr., NC State
Feb. 13	Jayson Tatum, Duke
Feb. 20	Jayson Tatum, Duke

## IRISH IN ACC STAT RANKINGS

AS OF FEBRUARY 23, 2016

## SCORING

Rank	Name	Stat
11	Bonzie Colson	16.7
17	V.J. Beachem	15.4
23	Matt Farrell	14.2
23	Steve Vasturia	14.0

## REBOUNDING

1	Bonzie Colson	10.5
---	---------------	------

## ASSISTS

t-2	Matt Farrell	5.57
-----	--------------	------

## FREE THROW PERCENTAGE

1	Steve Vasturia	.916
10	Bonzie Colson	.809

## FIELD GOAL PERCENTAGE

3	Bonzie Colson	.521
---	---------------	------

## THREE-POINT PERCENTAGE

3	Matt Farrell	.433
---	--------------	------

## ASSIST/TURNOVER RATIO

7	Matt Farrell	2.17
10	Steve Vasturia	1.98

## BLOCKED SHOTS

6	Bonzie Colson	1.43
---	---------------	------

## DEFENSIVE REBOUNDS

1	Bonzie Colson	7.64
---	---------------	------

## MINUTES PLAYED

8	Matt Farrell	34.25
9	Steve Vasturia	34.14

## TEAM ACC STAT RANKINGS

AS OF FEBRUARY 23, 2016

6	Scoring Offense	79.4
6	Scoring Defense	69.6
6	Scoring Margin	+9.9
1	Free Throw Percentage	.816
8	Field Goal Percentage Defense	.422
2	Three-Point FG Percentage	.395
8	Field Goal Percentage	.465
2	Assists	16.52
5	Steals	7.00
5	Turnover Margin	+2.78
1	Assist/Turnover Ratio	1.68
1	Three-Point FG Made	9.52

## BREY REACHES 700-GAME MILESTONE:

Notre Dame head coach Mike Brey coached his 700th career game on Saturday, Jan. 7, in the victory over Clemson. Brey is the 35th active Division I head coach to reach the 700-game plateau.

Brey entered the 2016-17 season 30th on the winningest active coaches list and 36th on the active total wins list.

Brey is 16 wins away from the all-time mark at Notre Dame of 394 victories and coached his 550th game at Notre Dame against Miami on Thursday, Jan. 12. He also is approaching the school record for games coached at Notre Dame (561, school record is 590).

## VASTURIA CAREER NUMBERS:

Senior Steve Vasturia continues to climb the career charts - at Notre Dame, in the ACC and the NCAA.

As of February 23, 2017, Vasturia is eighth on the list of active career scorers in the ACC play with 1,319 points and fourth in career assists with 305.

On the Notre Dame career charts, Vasturia currently ranks second in FT% (.853), fourth in consecutive starts (109), 11th in 3FG attempted (488), 21st in 3FG% (.369), 19th in assists (305), 14th in steals (122) and 29th in scoring (1,319).

For NCAA Division I career numbers for active players, Vasturia is 42nd in games played (129) and 35th in free throw percentage (.853)

Vasturia and Chris Thomas (2001-05) are the only Notre Dame players to score over 1,300 points, dish out 300 assists and shoot .850 from the free throw line.

## VASTURIA = CLUTCH:

Notre Dame's first four ACC victories would not be possible without three clutch plays at the end of each game from Steve Vasturia.

In the ACC opener at Pittsburgh, Vasturia's two FTs pushed the game to overtime and his three pointer with 2.5 seconds remaining proved to be the game winner in the 78-77 OT victory.

Vasturia would end the Pittsburgh game scoring 10 of Notre Dame's final 12 points while assisting on the other field goal.

Against No. 9/9 Louisville, Vasturia poured in a career-best 24 points, none more important than his runner in the lane with :19 seconds remaining to put the Irish ahead 73-68 in the eventual 77-70 victory.

In the win over Clemson, Vasturia nailed a corner three-point field goal at the shot clock buzzer off an inbounds play with 1:45 remaining, pushing the Irish ahead 70-68 in an eventual 75-70 victory.

On the road at Miami, Vasturia's drive to the basket with :08 seconds remaining pushed the Irish ahead 65-62 in an eventual 67-62 victory. Vasturia followed up the clutch score against Miami to score 20 points at Virginia Tech and was named the co-ACC Player of the Week on Monday, Jan. 16.

## THE 1,000-POINT CLUB:

The Notre Dame men's basketball program has welcomed three players - seniors Steve Vasturia and V.J. Beachem, along with junior Bonzie Colson - to the 1,000-point career point club this season. It marks the first time three players have reached the 1,000-point plateau in the same season since 1991-92.

Vasturia reached the plateau against Northwestern on Nov. 22, 2016, as his 18th point in the game moved him to 1,000 for his career.

Beachem entered the game at Georgia Tech on Jan. 28 needing 10 points to reach 1,000 and eclipsed the mark in the first half, eventually scoring 23 points in McCamish Pavilion.

Colson, the 61st Irish player to reach 1,000 points at Notre Dame, did it in style against No. 14/15 Florida State on Feb. 11, scoring a career-high 33 points with 13 rebounds. His 1,000th and 1,001st points came on a fast break tip in, which also earned him his 16th double-double of the season.

It is the first time since the 1991-92 season that three Irish players have reached 1,000 career points in the same year. LaPhonso Ellis (1,505), Elmer Bennett (1,488) and Daimon Sweet (1,410) all reached the milestone during the 1991-92 season.

HOME WINS OVER AP TOP 10 TEAMS  
MIKE BREY ERA

Opponent	Date	Rank	ND Rank	Score
Boston College	2/21/01	10/9	18/18	76-75
Pittsburgh	2/9/03	4/4	10/10	66-64
Connecticut	2/9/04	5/5		80-74
Boston College	2/8/05	4/4		68-65
Alabama	12/7/06	4/5		99-85
Georgetown	1/5/09	9/10	13/13	73-67
West Virginia	1/9/10	8/8		70-68
Georgetown	12/29/10	9/9	15/15	69-55
Connecticut	1/19/11	8/9	14/15	73-70
Pittsburgh	1/24/11	2/2	15/14	56-51
Syracuse	1/21/12	1/1		67-58
Duke	1/4/14	7/8		79-77
Duke	1/28/15	4/4	8/8	77-73
North Carolina	2/6/16	2/1		80-76
Louisville	1/4/17	9/9	23/21	77-70

rankings are AP/USA Today Coaches Poll

## TEAM NCAA STAT RANKINGS

AS OF FEBRUARY 23, 2016

1	Free Throw Percentage	81.6
2	Assist/Turnover Ratio	1.68
4	Turnovers Per Game	9.9
6	Fewest Turnovers	275
8	Personal Fouls Per Game	15.4
16	Fewest Fouls	432
20	3FG Percentage	39.7
21	3FG Per Game	9.6
23	Total 3FG Made	270
23	Assists Per Game	16.5
25	Total Assists	463
31	Turnover Margin	2.8
35	Scoring Margin	9.8
49	Scoring Offense	79.5

A final note for the 1,000-point club. Every Irish player who played in the ACC Championship game against North Carolina in 2015 and the classic NCAA regional final game against No. 1/1 Kentucky has reached at least 1,000 career points in their careers at Notre Dame (Jerian Grant, Pat Connaughton, Demetrius Jackson, Zach Auguste, Steve Vasturia, V.J. Beachem and Bonzie Colson).

**USE INK TO PUT VASTURIA IN THE STARTING LINEUP:**

Senior guard and team tri-captain Steve Vasturia, who head coach Mike Brey has said keeps him calm on the sidelines while in the lineup, has started 109 consecutive games for the Irish. As a freshman guard, Vasturia's first start came at Maryland on Jan. 15, 2014, but he entered the starting line up permanently on February 16, 2014, playing 30 minutes and scoring seven points in a victory at Boston College. The Philadelphia, Pa., native has not left the Irish starting five since that game.

Vasturia is the fourth Notre Dame player to start 100 consecutive games in a career.

**CONSECUTIVE GAMES STARTED AT NOTRE DAME:**

	Games	Name	Years
1.	128	Chris Thomas	2001-05
2.	120	Pat Connaughton	2011-15
3.	111	Pat Garrity	1994-98
4.	<b>109</b>	<b>Steve Vasturia</b>	<b>2013-17</b>

Vasturia also is climbing the charts at Notre Dame for most career games played with 129 entering the NC State game. With regular season games remaining and at least two post season games to be played, Vasturia could reach second on the all-time games played list and any post season success could see him match former teammate Pat Connaughton for the school record.

**GAMES PLAYED AT NOTRE DAME:**

1.	139	Pat Connaughton	2011-15
2.	136	Tory Jackson	2006-10
3.	133	Eric Atkins	2010-14
	133	Matt Carroll	1999-2003
5.	130	Jonathan Peoples	2006-10
	130	David Graves	1998-2002
7.	129	Luke Harangody	2006-10
	<b>129</b>	<b>Steve Vasturia</b>	<b>2013-17</b>
9.	128	Zach Auguste	2012-16
	128	Luke Zeller	2005-09
	128	Chris Thomas	2001-05
12.	127	Harold Swangan	1998-2002
13.	126	Jordan Cornette	2001-05
14.	124	Elmer Bennett	1988-92
	<b>124</b>	<b>V.J. Beachem</b>	<b>2013-17</b>
	123	Jack Cooley	2009-13
	123	Torrian Jones	2000-04
	123	Martin Ingelsby	1997-01

**POSTSEASON SUCCESS:**

Not only did Notre Dame advance to the NCAA Championship Elite Eight for the second consecutive season for the first time since 1978-79, but the Irish combined for six NCAA tournament wins over the past two seasons - the most in program history over a two-year stretch. The previous high was Notre Dame's three wins in 1978 (the team's lone appearance in the Final Four) and two victories the next season.

The Irish were the only team in the nation to advance to the Elite Eight in both the 2014-15 and 2015-16 seasons and the back-to-back regional final games are a first for the program since the NCAA tournament expanded to 64 or more teams in 1985.

Notre Dame's six NCAA tournament victories over the past two seasons:

Teams	Date	Site	Region	Outcome	Score
#3 Notre Dame vs. #14 Northeastern	3-19-15	Pittsburgh, Pa.	Midwest	W	69-65
#3 Notre Dame vs. #6 Butler	3-21-15	Pittsburgh, Pa.	Midwest	W (OT)	67-64
#3 Notre Dame vs. #7 Wichita State	3-26-15	Cleveland, OH	Midwest	W	81-70
#6 Notre Dame vs. #11 Michigan	3-18-16	Brooklyn, NY	East	W	70-63
#6 Notre Dame vs. #14 Stephen F. Austin	3-20-16	Brooklyn, NY	East	W	76-75
#6 Notre Dame vs. #10 Wisconsin	3-25-16	Philadelphia, PA	East	W	61-56

**CAREER STAT RANKINGS**

AS OF FEBRUARY 23, 2016

**SCORING**

Rnk	Name	Statistic
28	John Shumate	1334
<b>29</b>	<b>Steve Vasturia</b>	<b>1319</b>
30	Jack Stephens	1314
42	Ron Reed	1153
43	Tim Abromaitis	1137
44	Bill Paterno	1134
<b>45</b>	<b>V.J. Beachem</b>	<b>1124</b>
46	Donald Royal	1115
47	John McCarthy	1108
48	Gary Novak	1103
49	Walt Sahn	1077
50	Keith Robinson	1073
51	Kevin O'Shea	1065
52	Joe Frederick	1058
53	Joe Bertrand	1052
54	Bonzie Colson	1047
<b>55</b>	<b>Ben Hansbrough</b>	<b>1044</b>

**ASSISTS**

17	Demetrius Jackson	335
18	Matt Carroll	314
<b>19</b>	<b>Steve Vasturia</b>	<b>305</b>
20	Ryan Hoover	264

**STEALS**

12	John Paxson	133
13	Jimmy Dillon	131
<b>14</b>	<b>Steve Vasturia</b>	<b>122</b>
	Jordan Cornette	122
16	Matt Carroll	119

**FREE THROW PERCENTAGE**

1	Chris Thomas	.868
<b>2</b>	<b>Steve Vasturia</b>	<b>.853</b>
3	Ryan Hoover	.846
4	Matt Carroll	.825
11	Adrian Dantley	.800
12	David Graves	.7982
13	Kelly Tripucka	.7975
14	Jerian Grant	.790
15	Edward Schnurr	.788
16	Rob Kurz	.787
17	Ken Barlow	.786
<b>18</b>	<b>Bonzie Colson</b>	<b>.785</b>

CONTINUED ON PAGE 9

## IRISH MENTIONS ON TWITTER

Seth Davis, CBS/Sports Illustrated

1/15/17

(Farrell's diving steal at the end of the Virginia Tech game)

"Play of the year."

Seth Greenberg, ESPN

1/14/17

"Impressive poise by @NDMbb and the fighting @NDMikeBrey.

Matt Farrell is a tough dude. Embraces the moment."

Jeff Eisenberg, Yahoo! Sports

1/12/17

"The list of point guards I'd rather have this season than Notre Dame's Matt Farrell is very short. Such a good decision maker."

Jordan Cornette, Campus Insiders

1/12/17

"Steve Vasturia is so cool under pressure the sheep count him when he sleeps."

Seth Davis, CBS/Sports Illustrated

1/12/17

"Mike Brey is a great example of a coach who has built a winning culture. Guys move on, guys move up."

Jay Bilas, ESPN

1/7/17

"Vasturia, Pflueger, Colson, Farrell... Notre Dame makes fearless offensive plays when the chips are down. Impressive."

Rob Dauster, NBCSports.com

12/17/16

"Notre Dame's Matt Farrell once against playing out of his mind. He's so underrated."

Tony Patelis, CollegeHoopsNews.com

12/17/16

"Bonzie Colson is a LEGIT NPOY candidate right now. Legit."

Jay Bilas, ESPN

12/10/16

"Notre Dame's Matt Farrell may be the most improved player in the country. Legit."

Jay Bilas, ESPN

12/6/16

"Notre Dame is the only remaining unbeaten team in the ACC. Yet again, serial good guy Mike Brey proves to be among the best in the game."

Fran Fraschilla, ESPN

11/22/16

"Matt Farrell another guy who waited his turn for Irish. Mike Brey develops both skills &amp; confidence."

Seth Greenberg, ESPN

12/6/16

"My guy (Mike Brey) is so normal he is abnormal. He empowers players and recruits to his institution and system."

Jon Rothstein, CBS Sports

11/12/16

"Betting against Mike Brey is like betting against Christian Bale in a Batman movie."

## FORMER STANDOUTS RETURN TO THE IRISH BENCH:

For the first time in the Mike Brey era, the Irish head coach was tasked with replacing two assistant coaches in the same season. Long time aides Martin Ingelsby accepted the Delaware head coaching job (the same first-time Division I job Brey assumed in 1995-96) while Anthony Solomon joined the Georgetown coaching staff in the offseason.

Brey immediately looked to his former players, hiring 2002 Notre Dame graduate and All-American Ryan Humphrey and 2009 stand out shooting guard Ryan Ayers to fill his two coaching vacancies. Three-time team captain Eric Atkins, a 2014 Notre Dame graduate, then came aboard as the video coordinator.

Joining long time director of basketball operations Harold Swanagan (2002 Notre Dame graduate), Brey's staff now features four of his former players on the game day bench.

Here is a breakdown of the Irish staff members and their statistics at Notre Dame (Humphrey played his first two seasons at Oklahoma, those numbers are not included here).

	G-GS	FG-A	Pct.	3FG-3A	Pct.	FTM-FTA	Reb	Avg	Ast.	Stl.	Blk.	Pts	Avg
Ayers	117-51	257-590	.436	170-401	.424	79-101	284	2.4	106	72	47	763	11.1
Atkins	133-105	480-1149	.418	178-469	.380	283-412	343	2.6	589	249	12	1421	10.7
Humphrey	60-60	397-801	.495	8-21	.381	195-344	597	10.0	121	54	166	997	16.6
Swanagan	127-78	301-529	.569	0-2	.000	182-296	587	4.6	113	72	49	784	6.2
<b>TOTALS</b>	<b>437-294</b>	<b>1435-3069</b>	<b>.468</b>	<b>356-893</b>	<b>.399</b>	<b>739-1153</b>	<b>1811</b>	<b>4.1</b>	<b>929</b>	<b>447</b>	<b>274</b>	<b>3965</b>	<b>9.1</b>

## IRISH PICKED SEVENTH IN PRESEASON ACC POLL:

On Oct. 26, 2016, during Operation Basketball for the ACC (media day) the league announced its preseason poll. The Irish were selected to finish seventh in the conference this season.

Here is a breakdown of Notre Dame's projection, final position and conference record in its three full years in the ACC.

Year	Preseason Poll	Final Position	Conference Record
2014	5th	13th	6-12
2015	7th	3rd	14-4
2016	4th	6th	11-7

## LEGENDS CLASSIC CHAMPIONS:

Notre Dame claimed its first in-season tournament title since 2010 with a 70-66 victory over Northwestern on Tuesday, Nov. 22, in the championship game of the 2016 Legends Classic at the Barclays Center in Brooklyn, New York.

The four victories for the Irish in the tournament (over Bryant, Seattle, Colorado and Northwestern) mark the most the Irish have ever won in an in-season tournament. The trophy was the first in-season award claimed by the Irish since they won three games in 2010 to claim the Old Spice Classic at Disney's Wide World of Sports. Previous to the 2010 Old Spice victory, Notre Dame's most recent in-season tournament title came at the Hawaii-Pacific Thanksgiving Classic in 2001.

## LEGENDS CLASSIC MVP:

Bridgewater, New Jersey, native Matt Farrell enjoyed his return to the Barclays Center, not far from the area where he played during his prep career, for the Legends Classic semifinal and final victories over Colorado and Northwestern, respectively.

Farrell, whose first two career starts came in Notre Dame's two NCAA tournament victories over Michigan and Stephen F. Austin in the Barclays Center during March of 2016, played a career-best game in the semifinal over Colorado, scoring 20 points with six assists and three steals.

He followed up that performance with 18 points and six assists against Northwestern in the championship game, including scoring Notre Dame's final five points in the come-from-behind victory.

With a 19 point-per-game average in the two games at Barclays Center, along with 6.0 assists and 2.0 steals per game, Farrell was the easy choice as the tournament's most valuable player.

## FARRELL LOVES NEW YORK/NEW JERSEY:

Junior guard Matt Farrell has made a claim as one of the most improved players in the nation this season, leading the team in assists (65, 5.9 per game) while scoring 13.8 points-per-game and converting on all 27 of his free throw attempts.

Farrell's stellar play in the 2016 Legend Classic tournament games at Barclays Center in Brooklyn, New York, earned him the tournament MVP award and his impressive performance against No. 1/1 Villanova on Dec. 10 in the Never Forget Tribute Classic in Newark, New Jersey, proved that the Bridgewater, New Jersey, native loves to compete in front of his hometown fans.

Here is a breakdown of Farrell's performances in New York and New Jersey this season:

Date	Opponent	Min	FG-A	3FG-A	FT-A	O-D-R	PF	A	TO	B	S	Pts
11/21	Colorado	32	7-13	2-4	4-4	0-1-1	3	6	0	0	3	20
11/22	Northwestern	34	5-11	2-4	6-6	1-2-3	2	6	1	0	1	18
12/10	Villanova	37	8-13	2-5	0-0	0-2-2	4	6	2	0	2	18
<b>Totals</b>		<b>103</b>	<b>20-37</b>	<b>6-13</b>	<b>10-10</b>	<b>1-5-6</b>	<b>9</b>	<b>18</b>	<b>3</b>	<b>0</b>	<b>6</b>	<b>56</b>
<b>Averages</b>		<b>34.3</b>	<b>.541</b>	<b>.462</b>	<b>1.000</b>	<b>2.0</b>	<b>3.0</b>	<b>6.0</b>	<b>1.0</b>	<b>0</b>	<b>2.0</b>	<b>18.7</b>



## BARCLAYS CENTER SUCCESS:

Notre Dame's victory over Northwestern in the 2016 Legends Classic championship game marked the program's fifth-straight victory in the home of the 2017 ACC Championship.

Notre Dame at the Barclays Center:

Date	ND Rank	Opponent	Opp Rank	Result	Score	Tournament
11-16-12	20/21	St. Joseph's		L (OT)	70-79	Coaches vs. Cancer Classic
11-17-12	20/21	BYU		W	78-68	Coaches vs. Cancer Classic
3-18-16		Michigan		W	70-63	NCAA Tournament
3-20-16		Stephen F. Austin		W	76-75	NCAA Tournament
11-21-16		Colorado		W	89-83	Legends Classic
11-22-16		Northwestern		W	70-66	Legends Classic

## NOTRE DAME HELPS LEAGUE WIN THE ACC/BIG TEN CHALLENGE:

Notre Dame boasts a 3-1 record in the ACC/Big Ten Challenge and avenged its only loss in the event with a 92-78 victory over Iowa on Tuesday, Nov. 29.

The Irish hosted the event for just the second time at Purcell Pavilion in the win over the Hawkeyes, with their other two victories coming last season at Illinois, where the Irish spoiled the dedication game of the State Farm Center with a victory over the Illini and in 2014 over #19/18 Michigan State in overtime at home.

The ACC ended up taking the ACC/Big Ten Challenge with a 9-4 record, claiming a victory in the event for the first time since 2008.

## NOTRE DAME ACC/BIG TEN CHALLENGE HISTORY

Date	Opponent	City	Site	ND Rank	Opp Ranks	W/L	ND	Opp
12/3/2013	vs. Iowa	Iowa City, IA	Carver-Hawkeye Arena		23 / 24	L	93	98
12/3/2014	vs. Michigan State	Notre Dame, IN	Purcell Pavilion		19/ 18	W (OT)	79	78
12/2/2015	vs. Illinois	Champaign, IL	State Farm Center			W	84	79
11/29/2016	vs. Iowa	Notre Dame, IN	Purcell Pavilion			W	92	78

## 2017 COACHES VS. CANCER THREE POINT CHALLENGE:

The American Cancer Society, the National Association of Basketball Coaches and the nation's premier college basketball programs are teaming up for the Coaches vs Cancer Three-Point Challenge. Teams from coast to coast are squaring off to see who can raise the most money from behind the arc.

You can support the Notre Dame Fighting Irish by pledging for every three-point shot the team makes this February.

Follow the national competition at [3pointchallenge.org](http://3pointchallenge.org) and make a pledge at <https://pledgeit.org/cvc-notre-dame>. The team raising the most from their three pointers will be crowned champion. All proceeds of the 3-Point Challenge will benefit the American Cancer Society and Coaches vs Cancer.

## BROKAW TO BE HONORED AS AN ACC LEGEND:

Fourteen former standout players and an inspirational national championship coach headline this year's class of Atlantic Coast Conference Basketball Legends presented by New York Life, including Notre Dame All-American Gary Brokaw.

The Legends will be recognized during the 2017 New York Life ACC Tournament, which will be held March 7-11 at Barclays Center in Brooklyn, New York. The 2017 ACC Legends Class:

- Troy Bell, Boston College
- Edward Scott, Clemson
- Shelden Williams, Duke
- Tim Pickett, Florida State
- Matt Harpring, Georgia Tech
- Rodney McCray, Louisville
- Wayne Beckner, Miami
- Antawn Jamison, North Carolina
- Jim Valvano, NC State
- GARY BROKAW, NOTRE DAME
- Curtis Aiken, Pitt
- Pearl Washington, Syracuse
- Junior Burrough, Virginia
- Bobby Beecher, Virginia Tech
- Josh Howard, Wake Forest

Gary Brokaw, Notre Dame (1972-74) — A native of New Brunswick, New Jersey, Brokaw starred for the early Fighting Irish teams coached by Digger Phelps. The 6-foot-4 guard earned third-team All-America honors in 1974 and scored 1,001 points in 58 games over his two-year varsity career. He shot 56 percent from the floor in his final season, in which he averaged 17.1 points per game. Brokaw played a leading role in the Fighting Irish's 71-70 upset of No. 1 UCLA in January of 1974, which snapped the Bruins' historic NCAA-record 88-game win streak. Brokaw led all scorers with 25 points, shooting 10-of-16 from the floor.

Brokaw was selected by the Milwaukee Bucks as the No. 18 overall pick in the 1974 NBA Draft, and he went on to play three seasons professionally before entering the coaching ranks. In addition to a head coaching stint at Iona, he returned to Notre Dame as Phelps' assistant and also served as the NBA's director of basketball operations (1991-95) and an assistant coach for the Charlotte Bobcats.

## CAREER STAT RANKINGS

CONTINUED FROM PAGE 7 - AS OF FEBRUARY 23, 2016

### 3FG PERCENTAGE

6	Chris Quinn	.417
7	David Graves	.411
8	Tim Abromaitis	.410
9	Rob Kurz	.409
10	Russell Carter	.4064
11	David Rivers	.4060
12	<b>V.J. Beachem</b>	<b>.407</b>
13	<b>Matt Farrell</b>	<b>.405</b>
14	Colin Falls	.401
18	Eric Atkins	.380
	Jamere Jackson	.380
19	Jonathan Peoples	.377
20	Kevin Ellery	.372
21	<b>Steve Vasturia</b>	<b>.369</b>

### 3FG ATTEMPTED

8	Chris Quinn	573
9	<b>V.J. Beachem</b>	<b>526</b>
10	Jerian Grant	519
11	<b>Steve Vasturia</b>	<b>488</b>
12	Eric Atkins	469

### BLOCKED SHOTS

7	Jack Cooley	116
8	<b>Bonzie Colson</b>	<b>98</b>
9	Carelton Scott	97
	Matt Gotsch	97
11	Luke Harangody	95
12	Zach Auguste	87
13	Phil Hickey	84
14	Tracy Jackson	75
15	<b>V.J. Beachem</b>	<b>74</b>
16	Pat Connaughton	71

### CONSECUTIVE STARTS

1	Chris Thomas	128
2	Pat Connaughton	120
3	Pat Garrity	111
4	<b>Steve Vasturia</b>	<b>109</b>

### GAMES PLAYED

1.	Pat Connaughton	139
2.	Tory Jackson	136
3.	Eric Atkins	133
	Matt Carroll	133
5.	Jonathan Peoples	130
	David Graves	130
7.	Luke Harangody	129
	<b>Steve Vasturia</b>	<b>129</b>
9.	Zach Auguste	128
	Luke Zeller	128
	Chris Thomas	128
12.	Harold Swangan	127
13.	Jordan Cornette	126
14.	Elmer Bennett	124
	<b>V.J. Beachem</b>	<b>124</b>
16.	Jack Cooley	123
	Torrian Jones	123
	Martin Ingelsby	123

# MIKE BREY, HEAD COACH

17th Season at ND | George Washington '82 | Career Record: 475-236 | ND Record: 376-184



## RECOGNITIONS

### INDIVIDUAL

- 2012 AP, Henry Iba, Basketball Times, Colleg Insider.com National Coach of the Year
- 2007, 2008 & 2011 BIG EAST Coach of the Year
- 2008 Inaugural Skip Prosser Award
- 2006 University of Notre Dame Honorary Monogram
- George Washington and Delaware Athletics Hall of Fame

### TEAM

- 2015 ACC Champions
- 2015 & 2016 NCAA Elite Eight
- 13 NCAA Championship Appearances (11 at Notre Dame)
- 18 Postseason Appearances - Notre Dame: 11 NCAA, 4 NIT | Delaware: 2 NCAA, 1 NIT
- 3 Conference Players of the Year
- 6 NBA Draft Selections
- 18 All-Conference Selections

## NOTRE DAME SEASON-BY-SEASON UNDER MIKE BREY

	Overall	BE/ACC (regular season)	BE/ACC Tournament	Postseason
2000-01 (BE)	20-10	11-5 (1st-West Division)	0-1 (Quarterfinals)	NCAA: 1-1 (Second Round)
2001-02 (BE)	22-11	10-6 (2nd-West Division)	1-1 (Semifinals)	NCAA: 1-1 (Second Round)
2002-03 (BE)	24-10	10-6 (t-3rd-West Division)	0-1 (Quarterfinals)	NCAA: 2-1 (Sweet 16)
2003-04 (BE)	19-13	9-7 (7th)	1-1 (Quarterfinals)	NIT: 2-1 (Quarterfinals)
2004-05 (BE)	17-12	9-7 (6th)	0-1 (First Round)	NIT: 0-1 (First Round)
2005-06 (BE)	16-14	6-10 (t-11th)	0-1 (First Round)	NIT: 1-1 (Second Round)
2006-07 (BE)	24-8	11-5 (4th)	1-1 (Semifinals)	NCAA: 0-1 (First Round)
2007-08 (BE)	25-8	14-4 (t-2nd)	0-1 (Quarterfinals)	NCAA: 1-1 (Second Round)
2008-09 (BE)	21-15	8-10 (t-9th)	1-1 (Second Round)	NIT: 3-1 (Semifinals)
2009-10 (BE)	23-12	10-8 (t-7th)	2-1 (Semifinals)	NCAA: 0-1 (First Round)
2010-11 (BE)	27-7	14-4 (2nd)	1-1 (Semifinals)	NCAA: 1-1 (Third Round)
2011-12 (BE)	22-12	13-5 (3rd)	1-1 (Semifinals)	NCAA: 0-1 (Second Round)
2012-13 (BE)	25-10	11-7 (t-5th)	2-1 (Semifinals)	NCAA: 0-1 (Second Round)
2013-14 (ACC)	15-17	6-12 (t-11th)	0-1 (First Round)	—
2014-15 (ACC)	32-6	14-4 (3rd)	3-0 (Champion)	NCAA: 3-1 (Elite Eight)
2015-16 (ACC)	24-12	11-7 (t-4th)	1-2 (Semifinals)	NCAA: 3-1 (Elite Eight)
2016-17 (ACC)	21-7	10-5	—	—
<b>Totals</b>	<b>377-184 (.672)</b>	<b>ACC: 41-28 (.594)</b>	<b>BE/ACC: 14-15 (.483)</b>	<b>NCAA: 12-11 (.522)</b>

## FIGHTING IRISH UNDER MIKE BREY

IN OVERTIME	
at Georgetown (2/9/02)	W, 116-111 (4ot)
at Boston College (1/25/03)	W, 101-96
vs. Georgetown (2/1/03)	W, 93-92 (2ot)
at Pittsburgh (1/4/06)	L, 97-100 (2ot)
vs. Georgetown (1/24/06)	L, 82-85 (2ot)
at Louisville (2/4/06)	L, 86-89
at Connecticut (2/21/06)	L, 74-75
at Michigan (3/20/06)	L, 84-87 (2ot)
vs. Providence (1/31/08)	W, 81-74
at Louisville (1/12/09)	L, 73-87
at Louisville (2/17/10)	L, 89-91 (2ot)
at Marquette (3/6/10)	W, 63-60
vs. Georgia (1/25/10)	W, 89-83 (2ot)
vs. Louisville (2/9/11)	W, 89-79
vs. Louisville (3/11/11)	L, 77-83
at Louisville (1/7/12)	W, 67-65 (2ot)
at Villanova (2/18/12)	W, 74-70
vs. USF (3/8/12)	W, 57-53
vs. Saint Joseph's (11/16/12)	L, 70-79
at DePaul (2/2/13)	W, 79-71
vs. Louisville (2/9/13)	W, 104-101 (5ot)
vs. DePaul (2/13/13)	W, 82-78
vs. Canisius (12/29/13)	W, 87-81
vs. Boston College (2/1/14)	W, 76-73
vs. Clemson (2/11/14)	W, 68-64 (2ot)
vs. Pittsburgh (3/1/14)	L, 81-85
vs. Michigan State (12/3/14)	W, 79-78
vs. Georgia Tech (1/3/15)	W, 83-76 (2ot)
at NC State (1/25/15)	W, 81-78
vs. Butler (3/21/15)	W, 67-64
vs. Duke (3/10/16)	W, 84-79
at Pittsburgh (12/31/16)	W, 78-77
<b>Total</b>	<b>22-10 (.687)</b>

IN GAMES DECIDED BY ...	
1 point	16-14
2 points	11-16
3 points	23-19
4 points	14-13
5 points	17-11
6 points	19-8
7 points	24-15
8 points	17-13
9 points	14-6
10 points	15-7
11-15 points	69-35
16-20 points	38-19
21-30 points	50-8
31-40 points	35-0
41-50 points	14-0
50+ points	1-0
<b>Total</b>	<b>377-184</b>

VS. RANKED OPPONENTS		
2000-01		4-3
2001-02		3-6
2002-03		5-6
2003-04		2-8
2004-05		2-5
2005-06		1-7
2006-07		4-2
2007-08		2-6
2008-09		3-9
2009-10		4-4
2010-11		8-3
2011-12		5-5
2012-13		5-4
2013-14		1-5
2014-15		8-3
2015-16		4-6
2016-17		2-6
<b>Total</b>	<b>63-89</b>	

AWAY FROM HOME			
Year	Away	Neutral	Overall
2000-01	6-4	2-2	8-6
2001-02	8-4	5-3	13-7
2002-03	4-5	6-3	10-8
2003-04	6-5	2-1	8-6
2004-05	4-6	0-1	4-7
2005-06	4-7	0-2	4-9
2006-07	3-5	3-3	6-8
2007-08	5-4	3-4	8-8
2008-09	3-8	3-4	6-12
2009-10	3-6	3-3	6-9
2010-11	5-4	5-3	10-7
2011-12	5-5	1-6	6-11
2012-13	4-5	3-4	7-9
2013-14	1-9	1-2	2-11
2014-15	7-2	8-2	15-4
2015-16	5-5	5-5	10-10
2016-17	5-3	2-2	7-5
<b>Totals</b>	<b>78-86</b>	<b>52-50</b>	<b>130-134</b>

## NOTRE DAME BASKETBALL RADIO NETWORK

The Notre Dame Men's Basketball Radio Network is produced by Fighting Irish Media and features play-by-play announcer Jack Nolan, in his 35th year of announcing Notre Dame Basketball on radio or television, and four former Irish alumni as analysts: LaPhonso Ellis (1992), Jordan Cornette (2005), Colin Falls (2007) and Zach Hillesland (2009).

### Notre Dame Basketball Network Affiliates:

Online	WatchND.tv
Sirius/XM:	Channel Number TBA
South Bend, Ind.:	WSBT AM 960 / FM 96.1
Chicago, Ill.:	ESPN AM 1000
Indianapolis, Ind.:	WXNT AM 1430
Fort Wayne, Ind.:	WFGA FM 106.7
Michigan City/Gary, Ind.:	WEFM FM 95.9
Merrill, Wis.:	WMZK FM 104.1
Rockford, Ill.:	WLUV AM 1520
Wheeling, W.V.:	WKXX AM 1600
Woodstock, Ontario, Canada:	CJFH-FM-FM 94.3

## THE MIKE BREY RADIO SHOW

The Mike Brey Radio Show is broadcast live from O'Rourke's Public House just south of the Notre Dame campus in Eddy Street Commons from 7:00 - 8:00 p.m. ET. Irish fans can join Notre Dame head coach Mike Brey for the show, which also features a member of the current Irish team as a guest and is broadcast live on WatchND.tv and locally in the Notre Dame area on WSBT Radio AM 960/FM 96.1.

### The Mike Brey Radio Show Dates:

Thursday, Feb. 23, 2017  
Thursday, March 3, 2017

## MEDIA INFORMATION

### INSIDE NOTRE DAME BASKETBALL

Inside Notre Dame Basketball is the official coaches television show for head coach Mike Brey and the Fighting Irish hoops team. Produced throughout the season by Fighting Irish Media, it is available to network and local cable affiliates throughout the country. The 30-minute show is hosted by veteran play-by-play announcer Jack Nolan, who joins Mike Brey to breakdown the games from the previous week, previewing Notre Dame's upcoming opponents along with exclusive features from inside the Irish basketball program.

### Inside Notre Dame Basketball Affiliates

Birmingham, Ala.	WBPN-TV 27
Chicago, Ill.	CSN Chicago
Clarksburg, W.V.	TKMi Broadcasting
Cleveland, Ohio	SportsTime Ohio
Colorado Springs, Colo.	KWHS-TV 51
Denver, Colo.	KETD-TV 53.2
Detroit, Mich.	Fox Sports Detroit
Florida	Sun Sports Network
Harrisburg, Pa.	TCN Philadelphia
Honolulu, Hawaii	KWHE-TV 14
Houston, Texas	Root Sports Southwest
Huntsville, Ala.	WYAM-TV 51
Indianapolis, Ind.	WHMB-TV 40
Jasper, Ind.	WJTS-TV 27
Las Vegas, Nev.	KEEN-TV 17
New England	CSN New England
New Orleans, La.	Cox Sports Television
New Orleans, La.	WHNO-TV2 20
New York, N.Y.	SportsNet New York
Madison, Wis.	CWS7 Sports
Middle East	METV
Midwest	Fox Sports Midwest
Oregon/Washington	CSN Northwest
Philadelphia, Pa.	CSN Philadelphia
Pittsburgh, Pa.	Root Sports Pitt
Rochester, N.Y.	WRWB-TV 16/Time Warners SN
San Francisco, Calif.	CSN California
South Bend, Ind.	WNDU-TV 16
St. Croix, V.I.	WCVI-TV 23
Toledo, Ohio	WMNT-TV
Tulsa, Okla.	KWHB-TV 47
Wichita, Kan.	KGPT-TV 49
United States	Family Entertainment Television
Washington, D.C.	CSN Washington DC
Wilkes-Barre, Pa.	WQMY-TV/My TV
Worldwide	WatchND.tv On-Demand
Xfinity	Xfinity On-Demand

### ATHLETIC COMMUNICATIONS

#### Primary Men's Basketball Contact:

Alan Wasielewski, Associate Athletics Communication Director  
awasiele@nd.edu  
O: 574-631-8458 | C: 574-532-4167  
@NDmbbSID

#### Secondary Men's Basketball Contact:

Robby Hamman, Assistant Athletics Communications Director  
rhamman@nd.edu  
O: 574-631-8032 | C: 574-808-9575

#### Credential Requests:

To request credentials to Notre Dame men's basketball home games, please utilize our online application system at [und.com/credentials](http://und.com/credentials). E-mailed requests will not be accepted.

#### Media Live Statistics:

You can access the Notre Dame Stat Broadcast in-game statistics at [www.und.com/media stats](http://www.und.com/media stats).

#### Media Wi Fi Internet Access:

Media can access internet wi fi service via the 'ND-guest' network.

#### Media Meal:

For most games, the media meal is available in the back of the Monogram Room, located on the second level of Purcell Pavilion behind and to the right of the upper press box.

#### Media Will Call/Media Entrance:

All game day credentials will be available at Gate 8 of Purcell Pavilion at the Joyce Center, starting 90 minutes before tip off. Gate 8 will also serve as the media entrance to Purcell Pavilion, all credentialed media are expected to enter the arena through Gate 8. Gate 8 is on the southeast corner of the Joyce Center, facing Frank Eck Stadium.

#### Media Parking:

Parking for Notre Dame men's basketball games is free of charge in the large lot just south of Purcell Pavilion at the Joyce Center.

#### Media Post Game Access:

Selected Notre Dame student-athletes will be made available in the team lounge area of the Irish locker room after the game. Media are asked to wait outside the locker room until access is granted by a member of the athletics communication staff.

#### Post Game Press Conference:

The visiting head coach, followed by Coach Brey, will be available in the Hammes Basketball Auditorium. Exit Purcell Pavilion through the tunnel across from the visiting team bench and the arena ushers will guide you in the direction of the auditorium. For non-ACC games, or games with a 9:00 p.m. or 8:00 p.m. ET tip off time, check with the athletics communications staff of both teams for updated post game press conference arrangements.

#### Post Game Audio:

The visiting coach, selected Notre Dame players and Coach Brey's press conference will be recorded and made available for download to members of the media by request. Please e-mail [awasiele@nd.edu](mailto:awasiele@nd.edu) to request access to the audio files.



# REX PFLUEGER



GUARD | 6-6 / 202 | SOPHOMORE | DANA POINT, CA | MATER DEI

## GAMES WITH ...

	Season	Career
Double Figure Points	2	3
20-Plus Points	0	—
30-Plus Points	0	—
10-Plus Rebounds	0	—
10-Plus Assists	0	—
Double-Double	0	—

## NOTABLES

### 2016-17:

- First start of the season - and second of career - came vs. Wake Forest, playing 26 minutes with 3 rebounds and a career-best matching 3 blocked shots.
- Tipped a missed shot to V.J. Beachem with 0:28 remaining at Boston College, allowing Beachem to put the Irish ahead by four points from the free throw line in an eventual 84-76 win.
- Drive and dish to Bonzie Colson with 1:00 remaining broke a 70-70 tie in Notre Dame's eventual 75-70 victory over Clemson.
- Began the season with 11 consecutive games and 218 minutes without committing a turnover. The streak ended in the first half against Saint Peter's.
- Matched his career-high for three-point field goals in the victory over Fort Wayne, shooting 3-of-5 from three-point range for nine points, while also playing a season-high 26 minutes.
- Posted career-highs for rebounds (five), assists (five) and blocks (three) in the victory over North Carolina A&T.
- Returned to the lineup against Iowa and helped hold Hawkeyes leading scorer Peter Jok to 4-20 shooting and 15 points.
- Did not play against Chicago State to rest bruised ribs suffered Nov. 18 vs. Loyola Maryland.
- Filled up the stat sheet against vs. Loyola Maryland with seven points, three rebounds, two assists and two steals.
- Set career-highs for points (12) and field goals made (five) in the 92-49 victory over Seattle.
- Scored six points with three assists and three rebounds as the sixth man in the season-opening victory over Bryant.

### 2015-16:

- Tipped in the game-winning rebound with 1.5 seconds remaining vs. Stephen F. Austin (3/20/16) in Notre Dame's 76-75 NCAA second round victory. It marked the lone field goal of the game for Pflueger (1-2) in 14 minutes of action.
- Iced the NCAA first round victory over Michigan (3/18/16), converting two free throws with .5 seconds remaining to provide the seven-point winning margin, giving him four points scored in Notre Dame's final two seconds of its first two NCAA tournament wins last season.
- Stepped up both on defense and offense vs. NC State (3/11/16) with a career-high four steals and a career-high three three-point field goals on the way to nine points in 24 minutes.
- Staked his bid for more playing time in 2015-16 with seven points, two blocks and two assists during Notre Dame's 95-91 victory at Duke (1/16/16), playing a then season-high 23 minutes.

## 2016-17 GAME-BY-GAME

Opponent	Min	FG-A	3FG-A	FT-A	O-D-R	PF	A	TO	B	S	Pts
11/12 Bryant	17	2-4	0-2	2-2	1-2-3	2	3	0	0	2	6
11/16 Seattle	19	5-7	2-3	0-0	0-1-1	0	4	0	1	2	12
11/18 Loyola MD	21	3-6	1-2	0-2	0-3-3	1	2	0	0	2	7
11/21 vs Colorado	17	0-0	0-0	2-2	1-2-3	2	0	0	0	0	2
11/22 vs Northwestern	19	0-2	0-0	0-0	1-1-2	3	1	0	0	0	0
11/26 Chicago State											DNP
11/29 Iowa	24	1-2	1-1	0-0	0-2-2	1	0	0	1	1	3
12/4 NC A&T	18	4-7	1-3	1-1	0-5-5	0	5	0	3	1	10
12/6 Fort Wayne	26	3-8	3-5	0-0	1-0-1	0	2	0	0	1	9
12/10 vs Villanova	19	2-2	1-1	0-0	1-2-3	2	1	0	0	0	5
12/17 vs Purdue	14	1-2	0-1	0-0	0-0-0	2	0	0	0	0	2
12/19 Colgate	16	0-3	0-2	0-0	2-2-4	1	2	0	2	1	0
12/28 Saint Peter's	18	3-5	0-1	0-0	0-1-1	0	1	2	0	1	6
12/31 at Pittsburgh	25	1-2	1-2	0-0	0-2-2	2	2	1	1	1	3
1/4 Louisville	19	1-2	1-2	0-0	1-1-2	3	0	3	0	0	3
1/7 Clemson	27	2-4	1-3	0-0	1-3-4	1	3	0	0	0	5
1/12 at Miami	24	1-4	1-3	2-2	0-1-1	2	0	1	0	2	5
1/14 at Virginia Tech	21	2-5	2-4	1-2	0-0-0	2	2	1	0	1	7
1/18 at Florida State	10	1-4	1-3	0-0	1-1-2	3	3	1	0	2	3
1/21 Syracuse	24	2-4	1-3	0-0	0-2-2	2	3	0	0	3	5
1/24 Virginia	18	2-5	0-1	0-0	0-4-4	2	0	0	0	2	4
1/28 at Georgia Tech	13	0-1	0-1	0-0	0-0-0	1	2	1	0	0	0
1/30 Duke	20	2-4	1-2	2-3	0-4-4	3	2	1	0	0	7
2/5 at N. Carolina	23	2-5	2-4	0-0	1-1-2	1	1	1	1	0	6
2/7 *Wake Forest	26	1-4	0-1	0-0	0-3-3	3	2	1	3	2	2
2/11 Florida State	25	3-5	1-1	0-0	0-2-2	4	1	2	0	0	7
2/14 *at BC	25	2-3	0-0	3-3	2-3-5	3	3	1	0	0	7
2/18 *at NC State	20	1-3	0-1	0-0	0-3-3	0	2	3	0	1	2

\* - games started

- Saw a steady increase in playing time after the Duke game, culminating in a career game vs. Boston College (1/23/16) with 32 minutes played, 11 points and three rebounds.
- Earned first career start at Syracuse (1/28/16), playing 28 minutes and dishing out a career-best six assists.

### PERSONAL:

- Full name is Charles Rex Pflueger.
- Born in Mission Viejo, California.
- Son of Russell and Rebecca Pflueger with older brother, Devon.
- Enrolled in the Mendoza College of Business.

## CAREER AND SEASON HIGHS

<b>Points</b>	
Season	12 vs. Seattle (11/16/16)
Career	12 vs. Seattle (11/16/16)
<b>Rebounds</b>	
Season	5 twice
Career	5 twice
<b>Assists</b>	
Season	5 vs. North Carolina A&T (12/4/16)
Career	6 vs. Syracuse (1/28/16)
<b>Steals</b>	
Season	3 vs. Syracuse (1/21/17)
Career	4 vs. NC State (3/5/16)
<b>Blocks</b>	
Season	3 twice
Career	3 twice
<b>Field Goals Made</b>	
Season	5 vs. Seattle (11/16/16)
Career	5 vs. Seattle (11/16/16)
<b>3-Point FGs Made</b>	
Season	3 vs. Fort Wayne (12/6/16)
Career	3 vs. Fort Wayne (12/6/16) 3 vs. NC State (3/5/16)
<b>FTs Made</b>	
Season	3 at Boston College (2/14/17)
Career	4 vs. Boston College (1/23/16)
<b>Minutes</b>	
Season	27 vs. Clemson (1/7/17)
Career	32 vs. Boston College (1/23/16)

## CAREER STATISTICS

Season	gp-gs	min/avg	Total		3-Point		F-Throws		Rebounds				Scoring							
			fg-fga	pct	fg-fga	pct	ft-fta	pct	off	def	tot	avg	pf	fo	ast	to	blk	stl	pts	avg
2015-16	30-1	398/13.3	21-55	.382	8-25	.320	20-21	.952	10	30	40	1.3	40	0	32	10	7	18	70	2.3
2016-17	27-3	548/20.3	47-103	.456	21-52	.404	13-17	.765	13	51	64	2.4	46	0	47	19	12	25	128	4.7
TOTAL	57-4	946/16.6	68-158	.430	29-77	.377	33-38	.868	23	81	104	1.8	86	0	79	29	19	43	198	3.5

## CONFERENCE STATISTICS

Season	gp-gs	min/avg	Total		3-Point		F-Throws		Rebounds				Scoring							
			fg-fga	pct	fg-fga	pct	ft-fta	pct	off	def	tot	avg	pf	fo	ast	to	blk	stl	pts	avg
2015-16	17-1	296/17.4	16-39	.410	6-18	.333	18-19	.947	5	22	27	1.6	30	0	25	4	5	14	56	3.3
2016-17	15-3	320/21.3	23-55	.418	12-31	.387	8-10	.800	6	30	36	2.4	32	0	26	17	5	14	66	4.4
TOTAL	32-4	616/19.3	39-94	.415	18-49	.367	26-29	.897	11	52	63	2.0	62	0	51	21	10	28	122	3.8



# AUSTIN TORRES

FORWARD | 6-7 / 241 | SENIOR | GRANGER, IN | PENN

# 1

### GAMES WITH ...

	Season	Career
Double Figure Points	0	1
20-Plus Points	0	0
30-Plus Points	0	0
10-Plus Rebounds	0	0
10-Plus Assists	0	0
Double-Double	0	0

### NOTABLES

- 2016-17:**
- Has been the first Irish 'big man' off the bench, capable of adding instant energy and a defensive presence.
  - Made his first career start at North Carolina (game played in Greensboro, N.C.).
  - Announced on Jan. 19, 2017, at the Mike Brey Radio Show, his intention to return for a fifth year of eligibility in 2017-18 and pursue an MBA in the Mendoza College of Business.
  - Focuses on playing short minutes at his highest effort on the defensive end.
  - Provided huge minutes off the bench in the quick turnaround at Virginia Tech, playing nine minutes with four points and three rebounds.
  - Played perhaps his best game in a Notre Dame uniform at Miami, scoring a season-high eight points on 4-of-5 shooting with two offensive rebounds
  - Made a huge impact in four minutes against No. 9/9 Louisville, stealing a pass on the first possession on which he entered the game, eventually scoring six points with two blocks.
  - Dished out a career-best three assists in the victory over North Carolina A&T.
  - Scored a season high five points in the Legends Classic title game with Northwestern.
  - Matched his career high in rebounds by pulling down six in the Legends Classic semifinal with Colorado.
  - Played a then-season high 12 minutes vs. Loyola Maryland with two points, two assists and two rebounds.
- 2015-16:**
- Provided instant energy off the Irish bench.
  - Played a season-high 14 minutes at Virginia.
- 2014-15:**
- Played in 27 contests in second season with Irish program after not seeing action during his freshman season in 2013-14
  - Averaged 2.1 ppg,(55 points) and 1.6 rebounds (28 rebounds) in 7.1 minutes per game
  - Played in 14 ACC contests and averaged 5.4 minutes in those games
  - Played 10-plus minutes in 10 contests
  - Reached double figures for the first time in his career against Purdue at the Crossroads Classic in Indianapolis, as he finished with 11 points
- PERSONAL:**
- Full name is Austin Michael Torres.
  - Born in South Bend, Indiana.
  - Son of Rick and Brenda Torres with younger brother, Anthony and younger sister, Alyssa.

### 2016-17 GAME-BY-GAME

Opponent	Min	FG-A	3FG-A	FT-A	O-D-R	PF	A	TO	B	S	Pts
11/12 Bryant	8	1-1	0-0	0-0	0-0-0	3	0	0	0	0	2
11/16 Seattle	10	0-0	0-0	0-0	0-2-2	2	0	1	0	1	0
11/18 Loyola MD	12	1-1	0-0	0-0	2-0-2	2	2	0	0	0	2
11/21 vs Colorado	18	0-3	0-0	0-2	2-4-6	4	0	1	0	0	0
11/22 vs Northwestern	8	2-2	0-0	1-2	0-0-0	0	0	0	0	0	5
11/26 Chicago State	12	1-1	0-0	0-0	2-2-4	3	1	0	1	1	2
11/29 Iowa	5	1-2	0-0	0-0	1-0-1	2	0	0	0	0	2
12/4 NC A&T	15	1-3	0-0	0-0	0-2-2	1	3	1	0	0	2
12/6 Fort Wayne	1	0-0	0-0	0-0	0-0-0	1	0	0	0	0	0
12/10 vs Villanova	2	0-0	0-0	0-0	0-0-0	0	0	0	0	0	0
12/17 vs Purdue	5	1-1	0-0	0-0	0-0-0	3	0	0	0	1	2
12/19 Colgate	8	1-1	0-0	1-2	0-1-1	1	0	0	2	2	3
12/28 Saint Peter's	9	0-0	0-0	0-0	0-1-1	0	0	0	0	0	0
12/31 at Pittsburgh	1	0-0	0-0	0-0	0-0-0	0	0	0	0	0	0
1/4 Louisville	4	2-2	0-0	2-2	1-0-1	2	0	0	2	1	6
1/7 Clemson	5	0-0	0-0	0-0	0-0-0	2	0	1	1	0	0
1/12 at Miami	8	4-5	0-0	0-0	2-0-2	1	0	0	0	1	8
1/14 at Virginia Tech	9	2-2	0-0	0-0	0-3-3	1	0	0	0	0	4
1/18 at Florida State	13	0-0	0-0	0-0	0-3-3	4	0	0	1	0	0
1/21 Syracuse	12	1-2	0-0	0-0	3-2-5	2	0	1	0	1	2
1/24 Virginia	3	0-0	0-0	0-0	0-0-0	1	0	0	0	0	0
1/28 at Georgia Tech	21	1-4	0-0	0-2	3-2-5	1	0	0	0	0	2
1/30 Duke	8	0-0	0-0	0-4	1-0-1	1	0	0	0	0	0
2/5 *at N. Carolina	5	0-0	0-0	0-0	0-2-2	0	0	0	0	0	0
2/7 Wake Forest	2	0-1	0-0	0-0	1-0-1	0	0	0	0	0	0
2/11 Florida State	2	0-0	0-0	0-0	1-0-1	1	0	1	0	0	0
2/14 at BC	13	0-1	0-0	0-0	1-1-2	3	0	0	0	0	0
2/18 at NC State	10	2-2	0-0	0-0	1-1-2	1	0	0	0	0	4

- \* - games started
- Mother Brenda is a Notre Dame graduate and played soccer for the Fighting Irish women's soccer team (1990-93).
  - Grandfather Bernie Gorski attended Notre Dame.
  - Represents men's basketball team on Notre Dame Student-Athlete Advisory Council (SAAC).
  - Enrolled in the Mendoza College of Business as a management consulting major.

### CAREER AND SEASON HIGHS

<b>Points</b>	
Season	8 at Miami (11/12/17)
Career	11 vs. Purdue (12/20/14)
<b>Rebounds</b>	
Season	6 vs. Colorado (11/21/16)
Career	6 vs. Colorado (11/21/16) 6 vs. Wake Forest (2/17/15)
<b>Assists</b>	
Season	3 vs. North Carolina A&T (12/4/16)
Career	3 vs. North Carolina A&T (12/4/16)
<b>Steals</b>	
Season	2 vs. Colgate (12/19/16)
Career	4 vs. UMass Lowell (11/21/15)
<b>Blocks</b>	
Season	2 twice
Career	2 three times
<b>Field Goals Made</b>	
Season	4 at Miami (11/12/17)
Career	4 at Miami (11/12/17) 4 vs. Purdue (12/20/14)
<b>3-Point FGs Made</b>	
Season	-
Career	-
<b>Free Throws Made</b>	
Season	2 vs. Louisville (1/4/17)
Career	3 vs. Purdue (12/20/14)
<b>Minutes</b>	
Season	21 at Georgia Tech (1/28/17)
Career	21 at Georgia Tech (1/28/17)

### CAREER STATISTICS

Season	gp-gs	min/avg	Total		3-Point		F-Throws			Rebounds				Scoring						
			fg-fga	pct	fg-fga	pct	ft-fga	pct	off	def	tot	avg	pf	fo	ast	to	blk	stl	pts	avg
2014-15	27-0	192/7.1	24-35	.686	0-0	.000	7-10	.700	17	27	44	1.6	21	0	4	6	1	3	55	2.0
2015-16	27-0	120/4.4	10-20	.500	0-0	.000	4-10	.400	15	10	25	0.9	20	1	3	6	5	9	24	0.9
2016-17	28-1	229/8.2	21-35	.600	0-0	.000	4-14	.286	21	26	47	1.7	40	0	6	6	7	8	46	1.6
<b>TOTAL</b>	<b>82-1</b>	<b>541/6.6</b>	<b>55-90</b>	<b>.611</b>	<b>0-0</b>	<b>.000</b>	<b>15-34</b>	<b>.441</b>	<b>53</b>	<b>63</b>	<b>116</b>	<b>1.4</b>	<b>81</b>	<b>1</b>	<b>13</b>	<b>18</b>	<b>13</b>	<b>20</b>	<b>125</b>	<b>1.5</b>

### CONFERENCE STATISTICS

Season	gp-gs	min/avg	Total		3-Point		F-Throws			Rebounds				Scoring						
			fg-fga	pct	fg-fga	pct	ft-fga	pct	off	def	tot	avg	pf	fo	ast	to	blk	stl	pts	avg
2014-15	14-0	75/5.4	10-15	.667	0-0	.000	1-3	.333	5	8	13	0.9	13	0	2	0	0	2	21	1.5
2015-16	15-0	68/4.5	3-9	.333	0-0	.000	1-4	.250	8	5	13	0.9	11	1	2	3	0	4	7	0.5
2016-17	15-1	116/7.7	12-19	.632	0-0	.000	2-8	.250	14	14	28	1.9	20	0	0	3	4	3	26	1.7
<b>TOTAL</b>	<b>44-1</b>	<b>259/5.9</b>	<b>25-43</b>	<b>.581</b>	<b>0-0</b>	<b>.000</b>	<b>4-15</b>	<b>.267</b>	<b>27</b>	<b>27</b>	<b>54</b>	<b>1.2</b>	<b>44</b>	<b>1</b>	<b>4</b>	<b>6</b>	<b>4</b>	<b>9</b>	<b>54</b>	<b>1.2</b>

# 2



## T.J. GIBBS

GUARD | 6-3 / 200 | FRESHMAN | SCOTCH PLAINS, NJ | SETON HALL PREP

### GAMES WITH ...

	Season	Career
Double Figure Points	5	5
20-Plus Points	0	0
30-Plus Points	0	0
10-Plus Rebounds	0	0
10-Plus Assists	0	0
Double-Double	0	0

### NOTABLES

#### 2016-17:

- Mentally strong freshman guard capable of backing up both Matt Farrell and Steve Vasturia.
- Made his first career start vs. No. 14/15 Florida State, logging 21 minutes, five points, two assists and a career-high matching four rebounds.
- Came off the bench to score 12 points, including 2-for-2 from 3FG range against No. 21/21 Duke.
- Played a career-high 25 minutes, scoring 12 points (first back-to-back double-digit scoring games of his career) at No. 10/12 Florida State, shooting 4-of-5 from the field with two 3FGs.
- Delivered huge bench minutes in the victory at Virginia Tech, scoring a career-high 13 points, shooting 5-of-7 from the floor.
- Played a key role in the road victory at Pittsburgh - his first career ACC game - stepping up in the second half off the bench to tie the game at 49-49 with a three pointer (13:32 remaining). Also deflected a handful of passes at the top of the 2-3 zone, allowing the Irish to get key defensive stops.
- Logged 20 minutes, scored 12 points and dished off a career-high seven assists in the victory over North Carolina A&T.
- Was all over the court in the victory over Seattle, scoring 11 points and leading the team in assists (five) and steals (three).
- Made his first career appearance in an Irish uniform in the season-opening victory over Bryant, playing 18 minutes, scoring his first career field goal, free throw, assist and steal against the Bulldogs.

#### HIGH SCHOOL:

- All-time leading scorer in Seton Hall Prep school history.
- First team all-state selection in 2015-16 after leading Seton Hall prep to a 29-1 record, averaging 20.6 ppg, 4.2 rpg, 3.6 apg and 2.4 spg.
- Participated in the Kentucky Derby All-Star Game in Louisville, Ky, and won the event's three-point shooting competition.
- Invited to play in the Capital Classic in Washington, D.C.

#### PERSONAL:

- Full name is Temple Dupree Gibbs Junior.
- Son of Temple and Jacqui Gibbs along with older brothers Ashton and Sterling.

### 2016-17 GAME-BY-GAME

Opponent	Min	FG-A	3FG-A	FT-A	O-D-R	PF	A	TO	B	S	Pts
11/12 Bryant	18	1-4	0-0	3-4	0-0-0	1	2	0	0	1	5
11/16 Seattle	20	4-8	1-4	2-3	0-1-1	2	5	0	0	3	11
11/18 Loyola MD	17	0-4	0-1	0-0	0-3-3	0	5	1	0	2	0
11/21 vs Colorado	9	1-2	0-1	0-0	1-0-1	1	1	0	0	0	2
11/22 vs Northwestern	10	0-0	0-0	0-0	0-0-0	0	0	0	0	0	0
11/26 Chicago State	20	3-4	2-2	0-0	0-4-4	2	5	2	0	1	8
11/29 Iowa	3	1-2	0-0	2-3	0-0-0	0	0	2	0	0	4
12/4 NC A&T	20	4-7	4-6	0-0	1-3-4	2	7	1	0	1	12
12/6 Fort Wayne	15	2-5	1-3	1-2	0-1-1	1	4	0	0	0	6
12/10 vs Villanova	10	1-2	1-2	2-2	0-0-0	1	1	0	0	0	5
12/17 vs Purdue	14	3-6	1-3	0-0	1-1-2	1	0	0	0	0	7
12/19 Colgate	17	1-3	0-2	2-2	1-1-2	2	2	2	0	0	4
12/28 Saint Peter's	12	1-2	0-1	3-4	0-2-2	1	2	1	1	1	5
12/31 at Pittsburgh	12	3-6	1-3	0-0	0-0-0	1	1	0	0	0	7
1/4 Louisville	12	1-4	0-1	0-0	0-2-2	2	1	0	0	0	2
1/7 Clemson	14	0-2	0-1	1-2	1-1-2	1	2	1	0	0	1
1/12 at Miami	13	1-5	0-1	0-0	0-1-1	2	2	0	0	1	2
1/14 at Virginia Tech	17	5-7	1-2	2-2	0-3-3	2	1	2	0	1	13
1/18 at Florida St.	25	4-5	2-2	2-4	0-1-1	3	1	2	0	1	12
1/21 Syracuse	8	0-0	0-0	0-0	0-1-1	0	0	3	0	1	0
1/24 Virginia	17	1-2	0-0	1-2	0-0-0	1	0	0	0	2	3
1/28 at Georgia Tech	11	0-2	0-1	0-0	0-0-0	1	1	1	0	0	0
1/30 Duke	19	3-7	2-2	4-4	2-1-3	4	1	2	0	1	12
2/5 at N. Carolina	18	0-3	0-1	4-4	0-0-0	2	1	0	0	0	4
2/7 Wake Forest	22	1-5	0-2	5-5	0-0-0	3	4	0	0	0	7
2/11 *Florida State	21	0-4	0-2	5-6	1-3-4	4	2	1	0	1	5
2/14 at BC	14	0-4	0-1	4-4	0-1-1	0	0	0	0	3	4
2/18 at NC State	19	3-7	1-2	0-0	1-1-2	2	3	1	0	2	7

\* - games started

- Father, Temple, played football at Temple University.
- Brother, Ashton, played basketball at the University of Pittsburgh and currently plays for Österreichische Basketball Bundesliga in the Austria Basketball League.
- Brother, Sterling, played basketball at Texas, Seton Hall and Connecticut and was a member of the Washington Wizards NBA Summer League team in 2016.
- One of the few freshman players of the Brey era to take on 18 hours in first semester at Notre Dame and finish with a GPA over 3.0.
- Enrolled in the First Year of Studies.

### CAREER AND SEASON HIGHS

Points	Season	13 at Virginia Tech (1/14/17)
Career	13 at Virginia Tech (1/14/17)	
Rebounds	Season	4 three times
Career	4 three times	
Assists	Season	7 vs. North Carolina A&T (12/4/16)
Career	7 vs. North Carolina A&T (12/4/16)	
Steals	Season	3 twice
Career	3 twice	
Blocks	Season	1 vs. Saint Peter's (12/28/16)
Career	1 vs. Saint Peter's (12/28/16)	
Field Goals Made	Season	5 at Virginia Tech (1/14/17)
Career	5 at Virginia Tech (1/14/17)	
3-Point FGs Made	Season	4 vs. North Carolina A&T (12/4/16)
Career	4 vs. North Carolina A&T (12/4/16)	
Free Throws Made	Season	5 vs. Wake Forest (2/7/17)
Career	5 vs. Wake Forest (2/7/17)	
Minutes	Season	25 at Florida State (1/18/17)
Career	25 at Florida State (1/18/17)	

### CAREER STATISTICS

Season	gp-gs	min/avg	Total		3-Point		F-Throws		Rebounds				Scoring							
			fg-fga	pct	fg-fga	pct	ft-fa	pct	off	def	tot	avg	pf	fo	ast	to	blk	stl	pts	avg
2016-17	28-1	427/15.3	44-112	.393	17-46	.370	43-53	.811	9	31	40	1.4	42	0	54	22	1	22	148	5.3
TOTAL	28-1	427/15.3	44-112	.393	17-46	.370	43-53	.811	9	31	40	1.4	42	0	54	22	1	22	148	5.3

### CONFERENCE STATISTICS

Season	gp-gs	min/avg	Total		3-Point		F-Throws		Rebounds				Scoring							
			fg-fga	pct	fg-fga	pct	ft-fa	pct	off	def	tot	avg	pf	fo	ast	to	blk	stl	pts	avg
2016-17	15-1	242/16.1	22-63	.349	7-21	.333	28-33	.848	5	15	20	1.3	28	0	20	13	0	13	79	5.3
TOTAL	15-1	242/16.1	22-63	.349	7-21	.333	28-33	.848	5	15	20	1.3	28	0	20	13	0	13	79	5.3



# V.J. BEACHEM

FORWARD | 6-8 / 201 | SENIOR | FORT WAYNE, IN | NEW HAVEN

# 3

### GAMES WITH ...

	Season	Career
Double Figure Points	22	56
20-Plus Points	9	10
30-Plus Points	1	1
10-Plus Rebounds	0	0
10-Plus Assists	0	0
Double-Double	0	0

### HONORS AND AWARDS:

- 2017 Wendy's Wooden Award Watch List (Player of the Year)
- 2017 Naismith Award Watch List (Player of the Year)
- 2017 Julius Erving Award Watch List (top SF in the nation)
- 2016 NCAA East Regional All-Tournament Team
- 2016 Notre Dame Most Improved Player

### 2016-17:

- Logged a team-high 27 points at NC State, shooting a career-beest 7-of-12 from three-point range, a Notre Dame individual game-high in ACC play.
- Just missed his fourth consecutive game with 20 points, scoring 19 in the victory over Wake Forest with 5 3FGs and a career-high four blocked shots.
- Scored a game-high 20 points at No. 12/10 North Carolina, shooting 6-for-12 from the field and 6-for-6 from the free throw line.
- Posted first back-to-back 20-point games against No. 21/21 Duke, leading the team with 20 points on 7-of-14 shooting.
- Led the Irish with 23 points on 10-of-16 shooting at Georgia Tech, with his 10th point becoming the 1,000th of his career. Beachem is the 60th Irish player to score 1,000 or more points in a career.
- Exploded for a career-high 30 points on 12-22 shooting against Syracuse, hitting 6-of-10 from three-point range and grabbing seven rebounds.
- Scored 11 of his 14 points in the second half at No. 10/12 Florida State, shooting 4-of-8 from the field, 3-of-3 from 3FG range with four rebounds.
- Led the Irish to victory over Clemson with a career-tying six 3FG for a team-high 22 points.
- Shot 6-of-15 from the field for a game-high 18 points against Saint Peter's.
- Rebounded from two tough outings to pace the Irish with 20 points, his third 20-point performance of the season, on a career-high six three-point field goals in the victory over Colgate.
- Had double-figure scoring game streak of 15 games (last six games of 2015-16, first nine games of 2016-17) snapped vs. #1 Villanova.
- Grabbed a season-high eight rebounds in the win over Fort Wayne.
- Logged another great second half in the victory over North Carolina A&T, scoring 16 points in the game's final 20 minutes to post a game-high 19 points.
- Posted 11 of his 16 points and three of his season-high four three pointers in the second half of the victory over Iowa.
- Scored 17 points with a season-high seven rebounds vs. Colorado in the Legends Classic semifinal.
- Hit 20 points for the second time in three games against Loyola Maryland, leading the team with 21 points and a career-high four steals.

### 2015-16:

- Named to the 2016 NCAA East Regional All-Tournament team after averaging 17.5 ppg and shooting .429 from three point range (12-28) in

### 2016-17 GAME-BY-GAME

Opponent	Min	FG-A	3FG-A	FT-A	O-D-R	PF	A	TO	B	S	Pts
11/13 *Bryant	33	7-12	1-2	7-7	0-5-5	0	0	1	3	1	22
11/16 *Seattle	23	5-10	3-6	3-4	0-4-4	2	3	1	0	0	16
11/18 *Loyola MD	29	8-15	3-7	2-3	1-3-4	0	1	1	1	4	21
11/21 *vs Colorado	37	5-15	2-7	5-5	1-6-7	2	1	1	1	1	17
11/22 *vs Northwestern	35	3-11	1-4	4-7	1-1-2	1	0	1	1	1	11
11/26 *Chicago State	31	6-12	3-7	0-0	0-4-4	0	2	1	0	0	15
11/29 *Iowa	36	5-10	4-8	2-2	0-5-5	2	1	2	0	1	16
12/4 *NC A&T	27	7-14	2-6	3-3	1-1-2	0	1	1	0	0	19
12/6 *Fort Wayne	33	4-14	2-11	4-5	1-7-8	0	0	2	2	0	14
12/10 *vs Villanova	37	2-11	0-5	0-0	0-5-5	1	1	1	1	0	4
12/17 *vs Purdue	35	4-8	2-3	0-0	0-4-4	0	2	2	1	0	10
12/19 *Colgate	34	7-13	6-10	0-0	0-2-2	3	2	4	1	3	20
12/28 *Saint Peter's	34	6-15	2-7	4-5	1-4-5	2	3	1	1	1	18
12/31 *at Pittsburgh	35	3-10	0-5	0-2	0-2-2	0	2	0	1	1	6
1/4 *Louisville	34	1-3	0-0	0-0	1-2-3	2	1	0	1	1	2
1/7 *Clemson	35	8-14	6-10	0-0	0-1-1	1	1	2	0	2	22
1/12 *at Miami	36	4-11	1-5	4-5	2-2-4	1	0	0	0	1	13
1/14 *at Virginia Tech	34	2-8	0-4	0-0	0-3-3	1	0	0	2	0	4
1/18 *at Florida State	31	5-11	4-5	0-0	1-3-4	2	2	3	0	0	14
1/21 *Syracuse	38	12-22	6-10	0-0	1-6-7	2	1	1	2	1	30
1/24 *Virginia	30	1-10	0-5	1-1	0-2-2	0	0	3	3	0	3
1/28 *at Georgia Tech	37	10-16	3-6	0-0	0-4-4	0	0	0	0	0	23
1/30 *Duke	35	7-14	2-6	4-4	2-1-3	2	0	1	2	2	20
2/5 *at N. Carolina	34	6-12	2-7	6-6	0-1-1	4	0	0	1	1	20
2/7 *Wake Forest	36	7-14	5-12	0-0	0-1-1	0	0	0	4	2	19
2/11 *Florida State	37	3-9	2-5	1-2	1-3-4	3	0	2	2	0	9
2/14 *at BC	37	5-13	4-10	2-2	3-5-8	2	0	2	1	1	16
2/18 *at NC State	38	10-16	7-12	0-0	1-1-2	2	0	1	3	0	27

\* - games started

- four NCAA tournament games.
- Scored a team-high 19 points and matched a career high with three steals in the NCAA third round victory over Wisconsin (3/25/16).
- Grabbed a key defensive rebound vs. Wisconsin with nine seconds left, then hit two clutch free throw shots to put the Irish up by three points.
- Posted a team-high 18 points and shot 7-7 from the field (4-4 from three point range) in the come-from-behind victory over Michigan (3/18/16) in the first round of the NCAA tournament.
- Made a handful of key plays down the stretch vs. the Wolverines; a three pointer with 6:12 remaining to tie the game at 56-56; a three pointer at 3:43 to break a 59-59 tie and give Notre Dame its first lead of the game; then a pull up jumper on ND's next possession to put the Irish up five.
- Stepped up in the come-from-behind victory vs. Duke (3/10/16) in the ACC Quarterfinals, scoring 19 points with four three pointers, two coming late in

### CAREER AND SEASON HIGHS

Points	Season: 30 vs. Syracuse (1/21/17) Career: 30 vs. Syracuse (1/21/17)
Rebounds	Season: 8 twice Career: 9 vs. Monmouth (11/26/15)
Assists	Season: 3 twice Career: 4 vs. Loyola Chicago (12/13/15)
Steals	Season: 4 vs. Loyola MD (11/18/16) Career: 4 vs. Loyola MD (11/18/16)
Blocks	Season: 4 vs. Wake Forest (2/7/17) Career: 4 vs. Wake Forst (2/7/17)
Field Goals Made	Season: 12 vs. Syracuse (1/21/17) Career: 12 vs. Syracuse (1/21/17)
3-Point FGs Made	Season: 7 at NC State (2/18/17) Career: 7 at NC Staet (2/18/17)
FTs Made	Season: 7 vs. Bryant (11/12/16) Career: 7 vs. Bryant (11/12/16)
Minutes	Season: 38 twice Career: 38 four times

- regulation and one in overtime.
- Declared his eligibility for the 2016 NBA Draft on April 12, 2016, taking advantage of new NCAA guidelines that allow a player to declare for the draft without signing with an agent and retain their respective NCAA eligibility.
- Returned to the team officially for the 2016-17 season and ended his activity with the 2016 NBA Draft on May 2, 2016.

### PERSONAL:

- Full name is Victor Eric Beachem
- Born in Fort Wayne, Indiana
- The only child of Victor and Berdonna Beachem
- Marketing major enrolled in the Mendoza College of Business.

### CAREER STATISTICS

Season	gp-gs	min/avg	Total		3-Point		F-Throws			Rebounds				Scoring						
			fg-fga	pct	fg-fga	pct	ft-fta	pct	off	def	tot	avg	pf	fo	ast	to	blk	stl	pts	avg
2013-14	27-1	229/8.5	23-72	.319	11-42	.262	7-10	.700	7	12	19	0.7	14	0	7	7	2	5	64	2.4
2014-15	33-0	483/14.6	66-145	.455	42-101	.416	22-29	.759	10	37	47	1.4	28	0	15	18	8	8	196	5.9
2015-16	36-36	1126/31.3	159-334	.476	88-198	.444	27-47	.574	27	112	139	3.9	60	0	28	31	30	29	433	12.0
2016-17	28-28	951/34.0	153-343	.446	73-185	.395	52-63	.825	18	88	106	3.8	35	0	24	34	34	25	431	15.4
TOTAL	124-65	2789/22.5	401-894	.449	214-526	.407	108-149	.725	62	249	311	2.5	137	0	74	90	74	67	1124	9.1

### CONFERENCE STATISTICS

Season	gp-gs	min/avg	Total		3-Point		F-Throws			Rebounds				Scoring						
			fg-fga	pct	fg-fga	pct	ft-fta	pct	off	def	tot	avg	pf	fo	ast	to	blk	stl	pts	avg
2013-14	18-1	170/9.4	19-55	.345	9-32	.281	6-9	.667	5	9	14	0.8	12	0	4	6	2	3	53	2.9
2014-15	17-0	295/17.4	37-91	.407	23-62	.371	12-19	.632	7	22	29	1.7	16	0	9	9	5	5	109	6.4
2015-16	18-18	539/29.9	66-155	.426	32-85	.376	18-28	.643	15	49	64	3.6	35	0	9	15	16	10	182	10.1
2016-17	15-15	527/35.1	84-183	.459	42-102	.412	18-22	.818	12	37	49	3.3	22	0	7	15	22	12	228	15.2
TOTAL	68-34	1531/22.5	206-484	.426	106-281	.377	54-78	.692	39	117	156	2.3	85	0	29	45	45	30	572	8.4



# MATT RYAN

# 4

FORWARD | 6-7 / 228 | SOPHOMORE | CORTLANDT MANOR, NY | IONA PREP

## GAMES WITH ...

	Season	Career
Double Figure Points	2	5
20-Plus Points	1	1
30-Plus Points	—	—
10-Plus Rebounds	—	—
10-Plus Assists	—	—
Double-Double	—	—

## NOTABLES

### HONORS AND AWARDS:

- 2015-16 All-ACC Academic Team

### 2016-17:

- Three-point shooting specialist capable of running off a string of shots from deep.
- Matched his season-high with nine minutes played in an ACC game at NC State, shooting 2-of-4 from three-point range.
- Scored 17 points on 5-of-7 shooting from three-point range, while collecting a season-high five rebounds, in the victory over North Carolina A&T.
- Exploded off the bench against Chicago State, hitting first five 3FG attempts and eventually finishing 7-14 from three-point range with a career-high 23 points.
- Hit 2-of-5 from three point range with four rebounds vs. Loyola Maryland.
- Increased time on court in victory over Seattle, hitting three three-pointers in 17 minutes and grabbing three offensive rebounds.
- Missed time during preseason practice to rest a stress reaction in his right foot. Returned to full practice a week before the season began and played 13 minutes in the season-opening victory over Bryant.

### 2015-16:

- Hit a key three pointer with 12:18 remaining in the second half vs. Michigan (3/18/16) during the first round of the NCAA tournament to cap Notre Dame's comeback from a 12-point halftime deficit.
- Exploded for a career-high 17 points off the bench in the first half vs. NC State (3/5/16), scoring eight consecutive points on his first three shots of the game (two three pointers, one jumper).
- Made his first career start vs. Georgia Tech (1/13/16), scoring 10 points and grabbing a career-best seven rebounds while playing a career-high 35 minutes.
- Played 26 minutes and scored 11 points against Iowa (11/27/15) in the Advocare Invitational.
- His 46 three pointers made as a freshman were the fourth-most for a first-year player at Notre Dame.

## 2016-17 GAME-BY-GAME

Opponent	Min	FG-A	3FG-A	FT-A	O-D-R	PF	A	TO	B	S	Pts
11/12 Bryant	13	1-3	0-2	0-0	0-2-2	0	0	0	0	1	2
11/16 Seattle	17	3-9	3-8	0-0	3-1-4	2	2	1	0	1	9
11/18 Loyola MD	15	2-7	2-5	0-0	0-4-4	2	1	2	1	0	6
11/21 vs Colorado	6	1-1	1-1	0-0	0-0-0	2	0	0	0	0	3
11/22 vs Northwestern	10	1-2	1-2	0-0	0-0-0	0	0	1	0	0	3
11/26 Chicago State	23	8-15	7-14	0-1	0-3-3	1	3	1	0	0	23
11/29 Iowa	8	0-0	0-0	3-3	0-0-0	0	0	1	0	1	3
12/4 NC A&T	18	6-8	5-7	0-0	0-5-5	1	1	1	0	1	17
12/6 Fort Wayne	10	1-4	1-3	0-0	1-0-1	2	0	1	0	0	3
12/10 vs Villanova	8	0-0	0-0	0-0	1-0-1	2	0	1	0	0	0
12/17 vs Purdue	7	1-2	1-2	0-0	0-0-0	1	0	0	0	0	3
12/19 Colgate	11	3-5	3-5	0-0	0-0-0	2	2	0	0	0	9
12/28 Saint Peter's	7	1-2	1-2	0-0	0-1-1	3	0	2	0	0	3
12/31 at Pittsburgh	6	0-1	0-1	0-0	1-1-2	0	0	0	0	0	0
1/4 Louisville	3	0-1	0-1	0-0	0-0-0	1	1	0	0	0	0
1/7 Clemson	3	1-2	1-2	0-0	0-1-1	0	0	0	0	0	3
1/12 at Miami	4	0-2	0-2	0-0	0-0-0	0	0	0	0	0	0
1/14 at Virginia Tech	4	0-0	0-0	0-0	0-1-1	0	0	0	0	0	0
1/18 at Florida State	2	1-1	1-1	0-0	0-0-0	1	0	0	0	0	3
1/21 Syracuse	4	0-3	0-2	0-0	0-0-0	0	0	0	0	0	0
1/24 Virginia	9	1-3	0-2	0-0	0-0-0	1	0	0	0	0	2
1/28 at Georgia Tech	2	0-1	0-0	0-0	0-0-0	0	0	1	0	0	0
1/30 Duke	2	0-0	0-0	0-0	0-0-0	1	0	0	0	0	0
2/5 at N. Carolina	1	0-0	0-0	0-0	0-0-0	0	0	0	0	0	0
2/7 Wake Forest	3	0-0	0-0	0-0	0-0-0	0	0	0	0	0	0
2/11 Florida State	3	0-0	0-0	0-0	0-0-0	0	0	0	0	0	0
2/14 at BC	6	1-2	1-2	0-0	0-0-0	1	0	1	0	0	3
2/18 at NC State	9	2-4	2-4	0-0	0-2-2	1	1	0	0	0	6

### PERSONAL:

- Full name is Matthew Richard Ryan.
- Born in White Plains, New York.
- Son of Richard and Laurie Ryan, along with older sister, Mikela and younger brother, Michael.
- Member of National Honor Society, National Latin Honor Society and National Italian Honor Society
- Enrolled in the Mendoza College of Business.

## CAREER AND SEASON HIGHS

<b>Points</b>	
Season	23 vs. Chicago State (11/26/16)
Career	23 vs. Chicago State (11/26/16)
<b>Rebounds</b>	
Season	5 vs. North Carolina A&T (12/4/16)
Career	7 vs Georgia Tech (1/13/16)
<b>Assists</b>	
Season	3 vs. Chicago State (11/26/16)
Career	3 vs. Chicago State (11/26/16)
<b>Steals</b>	
Season	1 three times
Career	2 vs. Duke (1/16/16)
<b>Blocks</b>	
Season	1 vs. Loyola MD (11/18/16)
Career	3 vs. Indiana (12/19/15)
<b>Field Goals Made</b>	
Season	8 vs. Chicago State (11/26/16)
Career	8 vs. Chicago State (11/26/16)
<b>3-Point FGs Made</b>	
Season	7 vs. Chicago State (11/26/16)
Career	7 vs. Chicago State (11/26/16)
<b>Free Throws Made</b>	
Season	3 vs. Iowa (11/29/16)
Career	3 four times
<b>Minutes</b>	
Season	23 vs. Chicago State (11/26/16)
Career	35 vs Georgia Tech (1/13/16)

## CAREER STATISTICS

Season	gp-gs	min/avg	Total		3-Point		F-Throws		Rebounds				Scoring							
			fg-fga	pct	fg-fga	pct	ft-fga	pct	off	def	tot	avg	pf	fo	ast	to	blk	stl	pts	avg
2015-16	36-4	521/14.5	60-144	.417	46-123	.374	19-24	.792	4	56	60	1.7	55	0	18	6	3	9	185	5.1
2016-17	28-0	214/7.6	34-78	.436	30-68	.441	3-4	.750	6	21	27	1.0	24	0	11	13	1	4	101	3.6
TOTAL	64-4	735/11.5	94-222	.423	76-191	.398	22-28	.786	10	77	87	1.4	79	0	29	19	4	13	286	4.5

## CONFERENCE STATISTICS

Season	gp-gs	min/avg	Total		3-Point		F-Throws		Rebounds				Scoring							
			fg-fga	pct	fg-fga	pct	ft-fga	pct	off	def	tot	avg	pf	fo	ast	to	blk	stl	pts	avg
2015-16	18-4	272/15.1	33-75	.440	23-61	.377	12-15	.800	3	32	35	1.9	31	0	4	3	0	5	101	5.6
2016-17	15-0	61/4.1	6-20	.300	5-17	.294	0-0	.000	1	5	6	0.4	6	0	2	2	0	0	17	1.1
TOTAL	33-4	333/10.1	39-95	.411	28-78	.359	12-15	.800	4	37	41	1.2	37	0	6	5	0	5	118	3.6





# MATT FARRELL

# 5

GUARD | 6-1 / 178 | JUNIOR | BRIDGEWATER, NJ | POINT PLEASANT BEACH

### GAMES WITH ...

	Season	Career
Double Figure Points	23	24
20-Plus Points	3	3
30-Plus Points	0	0
10-Plus Rebounds	0	0
10-Plus Assists	1	1
Double-Double	1	1

### HONORS AND AWARDS:

- 2016 Legends Classic Tournament Most Valuable Player
- 2016 Legends Classic All-Tournament Team
- NBCSports.com Midseason All-American (third team)

### 2016-17:

- Making a case as one of the most improved players in the nation.
- Dished out his 200th career assist at NC State, reaching the 200-assist milestone in 71 games played.
- Keyed Notre Dame's 10-point second-half comeback at Boston College with 11 points, three 3FGs (part of a career-high five 3FGs) and two steals.
- Posted second nine-assist game of the ACC campaign against No. 14/15 Florida State at Purcell Pavilion, while also scoring 15 points and matching career high with 5 rebounds.
- Shook off another tough first half at No. 10/12 Florida State to score 11 points with seven assists and just one turnover (after committing five in the first half).
- Rebounded from a tough first half against Clemson to shoot 4-of-6 in the second half (3-of-4 from 3FG) with 12 points, three assists, two steals and the game-sealing 3FG with :09 seconds left in the 75-70 victory.
- Faced the Louisville pressure defense and came up with a career-high matching 22 points, a career-best eight free throws, three rebounds and two assists.
- Matched a career-high with four 3FGM at Pittsburgh (his first career regular season ACC game start) ending with 16 points and the game-winning assist, finding Steve Vasturia in the corner as the clock wound down in overtime on a drive into the paint. Vasturia hit the game-winning three pointer with 2.5 remaining.
- One of the best players on the floor in the battle with No. 15/16 Purdue in the Crossroads Classic, scoring a career-high 22 points while adding a career-best 10 assists to record his first career double-double.
- The 20-point 10-assist performance was the first for Notre Dame since Jerian Grant accomplished the feat in the 2015 ACC Championship game against North Carolina.
- The first Notre Dame player in the Mike Brey era to connect on his first 27 free throw attempts of the season.
- String of 31 consecutive successful free throw attempts, dating back to the 2015-16 season, was snapped in the Saint Peter's game when he missed the front end of a flagrant foul call.
- Named the Legends Classic Tournament Most Valuable Player for his performance in the semifinals and finals at the Barclays Center (the site of his first two career starts with the Irish in the 2016 NCAA Tournament) averaging 19 points, six assists and two steals in the two victories.
- Scored Notre Dame's final five points in a come-from-behind victory over Northwestern in the Legends Classic championship game, including a drive/circus-shot 'and-one' to give Notre Dame the lead. His two free throws after grabbing a key defensive rebound sealed the four-point victory.
- Broke out for a career game in the Legends Classic semifinal with Colorado, scoring a career-high 20 points with six assists and three steals.

### 2015-16:

- First four career starts came in Notre Dame's run to the Elite Eight in the 2015-16 NCAA Tournament.
- Finished the four-game stretch averaging 26.8 minutes, 6.5 ppg and 3.5 apg.

### 2016-17 GAME-BY-GAME

Opponent	Min	FG-A	3FG-A	FT-A	O-D-R	PF	A	TO	B	S	Pts
11/12 *Bryant	28	2-8	0-2	0-0	0-1-1	2	6	1	0	3	4
11/16 *Seattle	23	4-9	3-7	2-2	1-3-4	1	4	2	0	2	13
11/18 *Loyola MD	23	3-8	1-4	1-1	0-0-0	2	3	1	0	1	8
11/21 *vs Colorado	32	7-13	2-4	4-4	0-1-1	2	6	0	0	3	20
11/22 *vs Northwestern	34	5-11	2-4	6-6	1-2-3	2	6	1	0	1	18
11/26 *Chicago State	27	2-8	0-4	2-2	0-0-0	2	7	2	2	0	8
11/29 *Iowa	38	5-12	3-5	4-4	0-1-1	1	7	5	1	0	16
12/4 *NC A&T	22	5-7	4-5	1-1	0-2-2	2	4	1	0	1	15
12/6 *Fort Wayne	34	4-10	0-4	4-4	0-2-2	0	6	3	0	1	12
12/10 *vs Villanova	36	8-13	2-5	0-0	0-2-2	4	6	2	0	2	18
12/17 *vs Purdue	39	8-15	3-6	3-3	1-4-5	2	10	2	0	0	22
12/19 *Colgate	37	5-11	3-7	0-0	0-3-3	1	7	4	0	2	13
12/28 *Saint Peter's	31	2-5	1-3	1-2	0-4-4	3	4	0	0	0	6
12/31 *at Pittsburgh	42	6-14	4-7	0-1	1-4-5	0	3	3	0	1	16
1/4 *Louisville	38	6-15	2-4	8-9	0-3-3	4	2	4	0	1	22
1/7 *Clemson	33	5-10	4-7	1-2	0-1-1	3	7	4	0	2	15
1/12 *at Miami	36	5-14	2-6	3-4	1-3-4	3	6	1	1	0	15
1/14 *at Virginia Tech	35	5-11	1-4	3-5	1-0-1	2	5	3	0	3	14
1/18 *at Florida State	37	6-13	3-4	2-2	0-0-0	2	7	6	0	1	17
1/21 *Syracuse	37	6-10	3-5	0-0	0-2-2	3	9	3	0	2	15
1/24 *Virginia	35	3-6	1-3	1-3	1-1-2	1	5	2	0	1	8
1/28 *at Georgia Tech	39	5-14	3-5	2-2	0-0-0	2	4	3	0	3	15
1/30 *Duke	37	3-9	2-5	3-4	0-2-2	2	4	2	0	3	11
2/5 *at N. Carolina	37	7-12	4-8	0-0	0-3-3	2	3	3	0	0	18
2/7 *Wake Forest	36	6-11	3-5	1-2	0-2-2	2	6	3	0	0	16
2/11 *Florida State	37	5-13	3-8	2-2	0-5-5	0	9	3	1	1	15
2/14 *at BC	37	6-14	5-11	2-2	0-2-2	1	3	1	0	3	19
2/18 *at NC State	39	2-8	2-7	5-7	0-0-0	2	8	3	0	3	11

### \* - games started

- Scored 10 points in the ACC/Big Ten Challenge victory at Illinois (12/2/15), his first career game in double-figures.
- Saw action in 28 games during the season.
- Played with the East Coast All-Stars in the summer of 2016, traveling to Italy and helping the team to a 3-1 record, averaging 11.5 ppg and 4.3 apg.

### PERSONAL:

- Full name is Matthew Thomas Farrell.
- Born in New Brunswick, New Jersey.
- Son of Robert and Michelle Farrell along with his older brother, Robert III.
- Brother, Robert "Bo" Farrell, is a 1st Lieutenant in the 3rd Calvary Regiment currently stationed at OB Fenty, Jalalabad, Afghanistan.
- Bo surprised Matt by returning early from overseas in a reunion that made headlines across the country after the Colgate game on Dec. 19, 2016.

### CAREER AND SEASON HIGHS

Points	Rebounds	Assists	Steals	Blocks	Field Goals Made	3-Point FGs Made	FTs Made	Minutes
Season	22 twice	10 vs. Purdue (12/17/16)	3 six times	2 vs. Chicago State (11/26/16)	8 twice	5 at Boston College (2/17/14)	8 vs. Louisville (1/4/17)	42 at Pittsburgh (12/31/16)
Career	22 twice	10 vs. Purdue (12/17/16)	3 six times	2 vs. Chicago State (11/26/16)	8 twice	5 at Boston College (2/17/14)	8 vs. Louisville (1/4/17)	42 at Pittsburgh (13/31/16)

- Grandfather Robert Farrell Sr. is a 1954 Notre Dame graduate.
- Enrolled in the College of Arts and Letters with a major in Film, Television and Theatre.

### BO FARRELL DETAILS:

- 1st Lieutenant, 4th Squadron, 3rd Calvary Regiment from Ft. Hood, Texas. Was stationed at OB Fenty, Jalalabad, Arghistan during deployment.
- University of Tampa graduate.
- 26 years old.

### CAREER STATISTICS

Season	gp-gs	min/avg	Total		3-Point		F-Throws			Rebounds				Scoring						
			fg-fga	pct	fg-fga	pct	ft-fa	pct	off	def	tot	avg	pf	fo	ast	to	blk	stl	pts	avg
2014-15	15-0	62/4.1	3-13	.231	1-6	.167	7-8	.875	0	6	6	0.4	3	0	7	3	0	2	14	0.9
2015-16	28-4	374/13.4	23-63	.365	11-34	.324	15-17	.882	6	15	21	0.8	25	0	45	17	0	5	72	2.6
2016-17	28-28	959/34.2	136-304	.447	65-150	.433	61-74	.824	7	53	60	2.1	54	0	156	72	5	40	398	14.2
TOTAL	71-32	1395/19.6	162-380	.426	77-190	.405	83-99	.838	13	74	87	1.2	82	0	208	92	5	47	484	6.8

### CONFERENCE STATISTICS

Season	gp-gs	min/avg	Total		3-Point		F-Throws			Rebounds				Scoring						
			fg-fga	pct	fg-fga	pct	ft-fa	pct	off	def	tot	avg	pf	fo	ast	to	blk	stl	pts	avg
2014-15	5-0	13/2.6	0-3	.000	0-2	.000	2-2	1.000	0	2	2	0.4	0	0	1	1	0	1	2	0.4
2015-16	11-0	60/5.5	1-8	.125	1-4	.250	0-0	.000	1	1	2	0.2	5	0	9	3	0	2	3	0.3
2016-17	15-15	555/37.0	76-174	.437	42-89	.472	33-45	.733	4	28	32	2.1	29	0	81	44	2	24	227	15.1
TOTAL	31-15	628/20.3	77-185	.416	43-95	.453	35-47	.745	5	31	36	1.2	34	0	91	48	2	27	232	7.5



# ELIJAH BURNS

# 12

FORWARD | 6-8 / 235 | SOPHOMORE | TROY, NY | BLAIR ACADEMY (NJ)

## GAMES WITH ...

	Season	Career
Double Figure Points	—	—
20-Plus Points	—	—
30-Plus Points	—	—
10-Plus Rebounds	—	—
10-Plus Assists	—	—
Double-Double	—	—

## NOTABLES

### 2016-17:

- Athletic front court player who has a bright future in the program.
- Logged eight minutes of action against North Carolina A&T.
- Recorded his first official field goal, a dunk, in the victory over Chicago State also while collecting a career-best three rebounds.
- Saw his first action in a Notre Dame uniform in the season-opening victory over Bryant, playing six minutes and hitting five-of-six free throws.

### 2015-16:

- Did not play in 2015-16 after recovering from offseason ankle surgery.

### PERSONAL:

- Full name is Elijah Ross Burns.
- Born in Troy, New York.
- Son of Harold and Dolores Burns along with older brother, Jordan.
- Participated in a National Youth Leadership Conference.
- Enrolled in the College of Arts and Letters.

## CAREER AND SEASON HIGHS

Opponent	Min	FG-A	3FG-A	FT-A	O-D-R	PF	A	TO	B	S	Pts
11/12 Bryant	6	0-0	0-0	5-6	1-1-2	2	0	0	0	0	5
11/16 Seattle	10	0-1	0-0	0-0	0-1-1	0	0	0	0	0	0
11/18 Loyola MD	7	0-1	0-0	0-0	0-0-0	0	0	1	1	0	0
11/21 vs Colorado				DNP							
11/22 vs Northwestern				DNP							
11/26 Chicago State	5	1-1	0-0	0-0	2-1-3	1	0	1	0	0	2
11/29 Iowa				DNP							
12/4 NCA&T	8	0-1	0-1	2-2	2-1-3	0	0	0	0	1	2
12/6 Fort Wayne				DNP							
12/10 vs Villanova				DNP							
12/17 vs Purdue				DNP							
12/19 Colgate	2	0-0	0-0	0-0	0-1-1	0	0	0	0	0	0
12/28 Saint Peter's	1	0-0	0-0	0-0	0-0-0	0	0	0	0	0	0
12/31 at Pittsburgh				DNP							
1/4 Louisville				DNP							
1/7 Clemson				DNP							
1/12 at Miami				DNP							
1/14 at Virginia Tech				DNP							
1/18 at Florida State				DNP							
1/21 Syracuse				DNP							
1/24 Virginia	2	0-0	0-0	0-0	0-0-0	0	0	0	0	0	0
1/28 at Georgia Tech				DNP							
1/30 Duke	1	0-0	0-0	0-0	0-0-0	0	0	0	0	0	0
2/5 at N. Carolina	1	0-0	0-0	0-0	0-0-0	0	0	0	0	0	0
2/7 Wake Forest				DNP							
2/11 Florida State				DNP							
2/14 at BC				DNP							
2/19 at NC State				DNP							

## 2016-17 GAME-BY-GAME

<b>Points</b>	
Season	5 vs. Bryant (11/12/16)
Career	5 vs. Bryant (11/12/16)
<b>Rebounds</b>	
Season	3 twice
Career	3 twice
<b>Assists</b>	
Season	—
Career	—
<b>Steals</b>	
Season	1 vs. North Carolina A&T (12/4/16)
Career	1 vs. North Carolina A&T (12/4/16)
<b>Blocks</b>	
Season	1 vs. Loyola MD (11/18/16)
Career	1 vs. Loyola MD (11/18/16)
<b>Field Goals Made</b>	
Season	1 vs. Chicago State (11/26/16)
Career	1 vs. Chicago State (11/26/16)
<b>3-Point FGs Made</b>	
Season	—
Career	—
<b>Free Throws Made</b>	
Season	5 vs. Bryant (11/12/16)
Career	5 vs. Bryant (11/12/16)
<b>Minutes</b>	
Season	10 vs. Seattle (11/16/16)
Career	10 vs. Seattle (11/16/16)

## CAREER STATISTICS

Season	gp-gs	min/avg	Total		3-Point		F-Throws		Rebounds				Scoring							
			fg-fga	pct	fg-fga	pct	ft-fta	pct	off	def	tot	avg	pf	fo	ast	to	blk	stl	pts	avg
2016-17	10-0	43/4.3	1-4	.250	0-1	.000	7-8	.875	5	5	10	1.0	5	0	0	2	1	1	9	0.9
TOTAL	10-0	43/4.3	1-4	.250	0-1	.000	7-8	.875	5	5	10	1.0	5	0	0	2	1	1	9	0.9

## CONFERENCE STATISTICS

Season	gp-gs	min/avg	Total		3-Point		F-Throws		Rebounds				Scoring							
			fg-fga	pct	fg-fga	pct	ft-fta	pct	off	def	tot	avg	pf	fo	ast	to	blk	stl	pts	avg
2016-17	3-0	4/1.3	0-0	.000	0-0	.000	0-0	.000	0	0	0	0.0	0	0	0	0	0	0	0	0.0
TOTAL	3-0	4/1.3	0-0	.000	0-0	.000	0-0	.000	0	0	0	0.0	0	0	0	0	0	0	0	0.0



# NIKOLA DJOGO

# 13

FORWARD | 6-7 / 203 | FRESHMAN | HAMILTON, ONTARIO | ATHLETE INST. PREP

## GAMES WITH ...

	Season	Career
Double Figure Points	0	0
20-Plus Points	0	0
30-Plus Points	0	0
10-Plus Rebounds	0	0
10-Plus Assists	0	0
Double-Double	0	0

## NOTABLES

### 2016-17 OUTLOOK:

- Plans to sit out the 2016-17 season to preserve a year of eligibility.
- "I love Nikola's size, athletic ability and feel for the game. There is a log jam on our perimeter right now and we want to be patient with him and for him to be patient with his development. Physically, he is ready to play as a freshman and it will be interesting to see him compete in the fall. He has a feel for the game and is a shot maker. He can run all day, is active and can rebound. He has a bright future for us."

– Notre Dame head coach Mike Brey

### HIGH SCHOOL:

- Attended Saltfleet for his freshman through junior season before transferring to Athlete Institute Prep for his final year of prep competition.
- Averaged 18 points, 10 rebounds and seven assists in his junior season at Saltfleet, helping them to the Triple A OFSAA Championship (equal of state championship in United States).
- Helped Athletes Institute win the inaugural OSBA Championship in 2016.
- Also competed in volleyball and soccer during his prep career.

### PERSONAL:

- Full name is Nikola Djogo.
- Born in Hamilton, Ontario, Canada.
- Son of Djordje and Zana Djogo, along with older sister Anja.
- Parents moved from the former Yugoslavia to Ontario, Canada, to escape the Yugoslav Civil War fought throughout the 1990s.
- Enrolled in the First Year of Studies.

## 2016-17 GAME-BY-GAME

Opponent	Min	FG-A	3FG-A	FT-A	O-D-R	PF	A	TO	B	S	Pts
11/12 Bryant				DNP							
11/16 Seattle				DNP							
11/18 Loyola MD				DNP							
11/21 vs Colorado				DNP							
11/22 vs Northwestern				DNP							
11/26 Chicago State				DNP							
12/4 NC A&T				DNP							
12/6 Fort Wayne				DNP							
12/10 vs Villanova				DNP							
12/17 vs Purdue				DNP							
12/19 Colgate				DNP							
12/28 Saint Peter's				DNP							
12/31 at Pittsburgh				DNP							
1/4 Louisville				DNP							
1/7 Clemson				DNP							
1/12 at Miami				DNP							
1/14 at Virginia Tech				DNP							
1/18 at Florida State				DNP							
1/21 Syracuse				DNP							
1/24 Virginia				DNP							
1/28 at Georgia Tech				DNP							
1/30 Duke				DNP							
2/5 at N. Carolina				DNP							
2/7 Wake Forest				DNP							
2/11 Florida State				DNP							
2/14 at BC				DNP							
2/18 at NC State				DNP							

## CAREER AND SEASON HIGHS

<b>Points</b>	
Season	-
Career	-
<b>Rebounds</b>	
Season	-
Career	-
<b>Assists</b>	
Season	-
Career	-
<b>Steals</b>	
Season	-
Career	-
<b>Blocks</b>	
Season	-
Career	-
<b>Field Goals Made</b>	
Season	-
Career	-
<b>3-Point FGs Made</b>	
Season	-
Career	-
<b>Free Throws Made</b>	
Season	-
Career	-
<b>Minutes</b>	
Season	-
Career	-

## CAREER STATISTICS

## CONFERENCE STATISTICS



# MATT GREGORY

# 21

FORWARD | 6-8 / 201 | JUNIOR | AVON, IN | CATHEDRAL

## GAMES WITH ...

	Season	Career
Double Figure Points	0	0
20-Plus Points	0	0
30-Plus Points	0	0
10-Plus Rebounds	0	0
10-Plus Assists	0	0
Double-Double	0	0

## NOTABLES

### AWARDS AND HONORS:

- ACC Academic Honor Roll (2014-15)

### 2016-17:

- Now in his third season as a walk-on member of the Irish roster.
- Saw action in the team's first two victories of the season over Bryant and Seattle and the win over Chicago State.

### 2015-16:

- Saw action in four games during the season, playing a minute each versus St. Francis, UMass-Lowell, Boston College and Wake Forest.

### 2014-15:

- Played in 11 contests during his rookie season.
- Scored first career field goal in the win over Chicago State (11/29/14).
- Saw action in one Atlantic Coast Conference game against Florida State (12/13/14).
- Played a career-high five minutes versus Mount Saint Mary's (12/9/14).

### PERSONAL:

- Full name is Matthew Robert Gregory
- Born in Indianapolis, Indiana.
- Son of Kevin and Susan Gregory along with younger sister, Annie.
- His father is the chief meteorologist at WRTV-6 in Indianapolis and played tennis at Purdue where he earned all-Big Ten honors and received the Big Ten Medal of Honor.
- Valedictorian of Cathedral High School class of 2014.
- Recipient of Joe Dezelan Award, given annually to male and female varsity top senior athlete at Cathedral.
- Represents men's basketball on Notre Dame Student-Athlete Advisory Council (SAAC).
- Enrolled in the College of Arts and Letters with a dual major in pre-professional studies and psychology.

## 2016-17 GAME-BY-GAME

Opponent	Min	FG-A	3FG-A	FT-A	O-D-R	PF	A	TO	B	S	Pts
11/12 Bryant	2	0-0	0-0	0-0	0-0-0	0	0	0	0	0	0
11/16 Seattle	1	0-1	0-0	0-0	0-0-0	0	0	0	0	0	0
11/18 Loyola MD				DNP							
11/21 vs Colorado				DNP							
11/22 vs Northwestern				DNP							
11/26 Chicago State	1	0-2	0-2	0-0	0	0	0	0	0	0	0
11/29 Iowa				DNP							
12/4 NC A&T	1	0-1	0-1	0-0	0-0-0	0	0	0	0	0	0
12/6 Fort Wayne				DNP							
12/10 vs Villanova				DNP							
12/17 vs Purdue				DNP							
12/19 Colgate				DNP							
12/28 Saint Peter's				DNP							
12/31 at Pittsburgh				DNP							
1/4 Louisville				DNP							
1/7 Clemson				DNP							
1/12 at Miami				DNP							
1/14 at Virginia Tech				DNP							
1/18 at Florida State				DNP							
1/21 Syracuse				DNP							
1/24 Virginia				DNP							
1/28 at Georgia Tech				DNP							
1/30 Duke				DNP							
2/5 at N. Carolina				DNP							
2/7 Wake Forest				DNP							
2/11 Florida State				DNP							
2/14 at BC				DNP							
2/18 at NC State				DNP							

## CAREER AND SEASON HIGHS

<b>Points</b>	
Season	—
Career	2 vs. Chicago State (11/29/14)
<b>Rebounds</b>	
Season	—
Career	1 on two occasions
<b>Assists</b>	
Season	—
Career	—
<b>Steals</b>	
Season	—
Career	—
<b>Blocks</b>	
Season	—
Career	—
<b>Field Goals Made</b>	
Season	—
Career	1 vs. Chicago State (11/29/14)
<b>3-Point FGs Made</b>	
Season	—
Career	—
<b>Free Throws Made</b>	
Season	—
Career	2 vs. Fairleigh Dickinson (12/6/14)
<b>Minutes</b>	
Season	2 vs. Bryant (11/12/16)
Career	5 vs. Mount St. Mary's (12/9/14)

## CAREER STATISTICS

Season	gp-gs	min/avg	Total		3-Point		F-Throws		Rebounds				Scoring							
			fg-fga	pct	fg-fga	pct	ft-fta	pct	off	def	tot	avg	pf	fo	ast	to	blk	stl	pts	avg
2014-15	11-0	21/1.9	1-3	.333	0-0	.000	2-4	.500	1	2	3	0.3	0	0	0	1	0	0	4	0.4
2015-16	5-0	6/1.2	0-3	.000	0-2	.000	0-0	.000	0	0	0	0.0	0	0	0	0	0	0	0	0.0
2016-17	4-0	5/1.3	0-4	.000	0-4	.000	0-0	.000	0	0	0	0.0	0	0	0	0	0	0	0	0.0
TOTAL	20-0	32/1.6	1-10	.100	0-6	.000	2-4	.500	1	2	3	0.2	0	0	0	1	0	0	4	0.2

## CONFERENCE STATISTICS

Season	gp-gs	min/avg	Total		3-Point		F-Throws		Rebounds				Scoring							
			fg-fga	pct	fg-fga	pct	ft-fta	pct	off	def	tot	avg	pf	fo	ast	to	blk	stl	pts	avg
2014-15	1-0	1/1.0	0-0	.000	0-0	.000	0-0	.000	0	0	0	0.0	0	0	0	0	0	0	0	0.0
2015-16	2-0	2/1.0	0-1	.000	0-1	.000	0-0	.000	0	0	0	0.0	0	0	0	0	0	0	0	0.0
TOTAL	3-0	3/1.0	0-1	.000	0-1	.000	0-0	.000	0	0	0	0.0	0	0	0	0	0	0	0	0.0



# MARTINAS GEBEN

# 23

FORWARD | 6-10 / 255 | JUNIOR | VINIUS, LITHUANIA | ST. MARIA GORETTI (MD)

### GAMES WITH ...

	Season	Career
Double Figure Points	0	1
20-Plus Points	0	0
30-Plus Points	0	0
10-Plus Rebounds	1	1
10-Plus Assists	0	0
Double-Double	0	0

#### 2016-17:

- Paint protector and enforcer down low who is equally adept at setting picks and defending them.
- Posted perhaps most complete game in an Irish uniform at Pittsburgh, just missing first career double-double with 10 points and nine rebounds - and hitting all of his field goal (4-for-4) and free throw (2-for-2) attempts.
- His 28 minutes played at Pittsburgh surpassed his total for ACC play from 2015-16 and was more than half of his total (55) from his freshman season.
- Played 19 minutes with seven rebounds, four points and two blocks in the victory over Saint Peter's.
- Logged 22 minutes against No. 15/16 Purdue in the Crossroads Classic, scoring a season-high 9 points, dishing out a career-best 3 assists and connecting on 3-of-4 free throws.
- Provided an instant boost off the bench in the second half over Iowa, making key plays during a run which allowed the Irish to seize control of the victory - finished the game with nine rebounds and one block in 11 minutes of action (after two quick fouls sent him to the bench early in the game).
- Grabbed a career-high 10 rebounds in the victory over Loyola Maryland and continued to play solid interior defense.
- Set the tone in the team's win over Seattle with great post defense against the Red Hawks' 7-3 center Aaron Menzies along with a put-back dunk in the game's first few minutes.
- Made his second career start against Bryant in the season-opening victory, grabbing a career-high seven rebounds in 12 minutes of action.

#### 2015-16:

- Saw action in 16 games during the season.
- Played a season-high nine minutes in the season-opening victory over St. Francis (11/13/15).
- Fifth European player to attend Notre Dame and play for Mike Brey. The other four players were Ivan Kartelo and Jere Macura (Split, Croatia), Tom Timmermans (Driehuis, Netherlands) and Eric Katenda (Paris, France).
- Member of the East Coast All-Stars team, along with classmate Matt Farrell, that traveled to Italy in the summer of 2016 and compiled a 3-1 record. Was a dominant force in the paint for the East Coast All-Stars, averaging 15.5 and 11.3 rebounds in four games.

#### 2014-15:

- Played in 22 contests during his rookie season with the Irish.
- Made only start of the season in Notre Dame's win at Georgia Tech (1/14/15).
- Saw action in nine ACC contests during his rookie season.
- Registered career highs of 12 points and six rebounds in third game of the season versus Coppin State (11/19/14).
- Played 10-plus minutes in 10 of the 22 contests he saw action in.
- Spent time as a member of the Lithuanian National Team at the 2013 FIBA U-19 World Championship in Prague, Czech Republic, earning a bronze medal and averaging 5.9 ppg, 5.2 rpg and shooting 61 percent from the field in nine games.

### 2016-17 GAME-BY-GAME

Opponent	Min	FG-A	3FG-A	FT-A	O-D-R	PF	A	TO	B	S	Pts
11/12 *Bryant	12	2-4	0-0	0-0	2-5-7	0	0	0	1	0	4
11/16 *Seattle	19	1-1	0-0	0-0	1-3-4	1	0	0	2	1	2
11/18 *Loyola MD	15	2-3	0-0	0-0	3-7-10	4	2	1	1	0	4
11/21 *vs Colorado	21	2-5	0-0	2-2	4-4-8	4	0	1	0	0	6
11/22 *vs Northwestern	11	1-1	0-0	0-0	0-0-0	2	1	1	0	0	2
11/26 *Chicago State	14	1-1	0-0	1-2	1-2-3	3	0	1	1	0	3
11/29 *Iowa	11	1-1	0-0	0-2	2-7-9	5	1	2	0	1	2
12/4 *NC A&T	14	2-3	0-0	1-1	2-2-4	5	1	1	0	0	5
12/6 *Fort Wayne	17	1-2	0-0	1-2	1-1-2	2	1	0	1	1	3
12/10 *vs Villanova	16	2-3	0-0	1-1	2-1-3	3	1	1	0	1	5
12/17 *vs Purdue	22	3-4	0-0	3-4	1-5-6	3	3	1	0	1	9
12/19 *Colgate	13	4-6	0-0	0-0	3-1-4	0	1	0	0	1	8
12/28 *Saint Peter's	19	2-3	0-0	0-0	1-6-7	1	1	1	2	0	4
12/31 *at Pittsburgh	28	4-4	0-0	2-2	2-7-9	5	2	0	1	1	10
1/4 *Louisville	18	0-1	0-0	0-0	0-3-3	0	0	1	0	0	0
1/7 *Clemson	10	1-3	0-0	0-0	2-1-3	2	0	1	0	0	2
1/12 *at Miami	15	3-4	0-0	0-0	1-2-3	0	1	1	0	0	6
1/14 *at Virginia Tech	13	0-0	0-0	0-0	1-2-3	2	1	2	0	1	0
1/18 *at Florida State	15	1-1	0-0	2-2	0-2-2	0	2	0	0	0	4
1/21 *Syracuse	17	1-1	0-0	5-6	2-2-4	3	0	0	0	0	7
1/24 *Virginia	15	0-1	0-0	0-0	0-1-1	1	0	1	0	0	0
1/28 *at Georgia Tech	8	0-2	0-0	2-2	0-1-1	2	2	0	0	1	2
1/30 *Duke	7	0-0	0-0	0-0	0-1-1	0	0	1	0	0	0
2/5 at N. Carolina	8	1-2	0-0	0-0	1-1-2	4	2	0	0	0	2
2/7 Wake Forest	4	0-1	0-0	0-0	1-0-1	3	0	0	0	0	0
2/11 Florida State	2	0-0	0-0	0-0	0-0-0	0	0	0	0	0	0
2/14 at BC	1	0-0	0-0	0-0	0-0-0	1	0	0	0	0	0
2/18 at NC State											DNP

\* - games started

#### PERSONAL:

- Full name is Martins Geben.
- Born in Vinius, Lithuania.
- Son of Artur and Elena Geben along with younger sister, Karolina.
- Enrolled in the Mendoza College of Business with a major in Management Consulting.

### CAREER AND SEASON HIGHS

<b>Points</b>	
Season	10 at Pittsburgh (12/31/16)
Career	12 vs. Coppin State (11/19/14)
<b>Rebounds</b>	
Season	10 vs. Loyola MD (11/18/16)
Career	10 vs. Loyola MD (11/18/16)
<b>Assists</b>	
Season	3 vs. Purdue (12/17/16)
Career	3 vs. Purdue (12/17/16)
<b>Steals</b>	
Season	1 five time
Career	1 six times
<b>Blocks</b>	
Season	2 twice
Career	2 on four occasions
<b>Field Goals Made</b>	
Season	4 twice
Career	4 twice
<b>3-Point FGs Made</b>	
Season	-
Career	-
<b>Free Throws Made</b>	
Season	5 vs. Syracuse (1/21/17)
Career	6 vs. Coppin State (11/19/14)
<b>Minutes</b>	
Season	28 at Pittsburgh (12/31/16)
Career	28 at Pittsburgh (12/31/16)

### CAREER STATISTICS

Season	gp-gs	min/avg	Total		3-Point		F-Throws		Rebounds				Scoring							
			fg-fga	pct	fg-fga	pct	ft-fta	pct	off	def	tot	avg	pf	fo	ast	to	blk	stl	pts	avg
2014-15	22-1	194/8.8	11-20	.550	0-0	.000	14-20	.700	9	26	35	1.6	23	1	9	13	8	1	36	1.6
2015-16	16-0	48/3.0	6-11	.545	0-0	.000	10-10	1.000	5	10	15	0.9	11	0	0	4	2	1	22	1.4
2016-17	27-23	365/13.5	35-57	.614	0-0	.000	20-26	.769	33	67	100	3.7	56	3	22	15	9	8	90	3.3
TOTAL	65-24	607/9.3	52-88	.591	0-0	.000	44-56	.786	47	103	150	2.3	90	4	31	32	19	10	148	2.3

### CONFERENCE STATISTICS

Season	gp-gs	min/avg	Total		3-Point		F-Throws		Rebounds				Scoring							
			fg-fga	pct	fg-fga	pct	ft-fta	pct	off	def	tot	avg	pf	fo	ast	to	blk	stl	pts	avg
2014-15	9-1	55/6.1	2-6	.333	0-0	.000	1-2	.500	1	8	9	1.0	8	0	3	1	1	0	5	0.6
2015-16	8-0	15/1.9	3-5	.600	0-0	.000	2-2	1.000	2	3	5	0.6	4	0	0	1	1	1	8	1.0
2016-17	14-10	161/11.5	11-20	.550	0-0	.000	11-12	.917	10	23	33	2.4	23	1	10	7	0	2	33	2.4
TOTAL	31-11	231/7.5	16-31	.516	0-0	.000	14-16	.875	13	34	47	1.5	35	1	13	9	2	3	46	1.5



# STEVE VASTURIA

# 32

GUARD | 6-6 / 212 | SENIOR | MEDFORD, NJ | ST. JOSEPH'S PREP

### GAMES WITH ...

	Season	Career
Double Figure Points	22	72
20-Plus Points	4	8
30-Plus Points	0	0
10-Plus Rebounds	0	0
10-Plus Assists	0	0
Double-Double	0	0

### AWARDS AND HONORS:

- Jerry West Award Watch List Finalist (Nation's Top SG) (Jan. 31, 2017)
- ACC Player of the Week (Jan. 16, 2017)
- 2016 Legends Classic All-Tournament Team
- 2015 ACC All-Tournament First Team
- 2015 & 2016 Notre Dame Defensive Player of the Year
- 2014 Notre Dame Newcomer of the Year
- ACC Rookie of the Week (Jan. 6, 2014)

### 2016-17:

- Second player at Notre Dame to score 1,000 points, post 300 assists and shoot over .850 from the free throw line (Chris Thomas).
- Displayed his all-around game at Boston College with 15 points, a team-high 7 assists and 6 rebounds.
- Team leader who has made clutch late-game plays in all of the five ACC victories to begin conference play.
- Named ACC Player of the Week on Monday, Jan. 16, after averaging 15.0 ppg, 5.0 rpg and 5.0 apg in Notre Dame's two road victories at Miami and Virginia Tech.
- Has started a team-high 107 consecutive games, becoming the fourth Notre Dame player to start 100 consecutive games in a career.
- Logged a team-high 18 points on four 3FG - all four coming in the second half at No. 10/12 Florida State.
- Scored a team-high 20 points at Virginia Tech, including a momentum swinging three-point field goal with 5:07 left to break a 59-59 tie in eventual 76-71 victory.
- Made the game-clinching play yet again at Miami, putting the Irish up 3 with :08 seconds remaining on a driving runner in the lane with just :03 remaining on the shot clock.
- Connected on 32 consecutive FT attempts at one point this season (missed first FTA of season, then converted the next 32).
- Continued his late game heroics against Clemson, hitting a corner 3FG with 1:45 remaining to erase a one-point tiger lead, giving the Irish a 67-66 lead in an eventual 75-70 victory.
- Led the Irish to victory over No. 9/9 Louisville with a career-high 24 points, including a game-clinching pull-up jumper with 19 seconds remaining to put the Irish ahead 73-68.
- Delivered several late-game plays to deliver Notre Dame's ACC-opening victory at Pittsburgh in overtime: with 0:25 left in regulation, hit two free throws to push the game into overtime after the Irish stopped Pittsburgh on its final possession; scored Notre Dame's first FG of overtime, then assisted on Bonzie Colson's jumper for ND's second FG of the extra frame; ended the game with two consecutive 3FGs - one at 1:13 to tie the game at 75-75, then the game winner with 2.5 remaining.
- Including the assist to Colson in overtime at Pitt, played a role (either scoring or assisting) on all 12 of Notre Dame's final points in the game.
- Posted second 20-point scoring effort of the season in the win over Fort Wayne, leading the Irish with 21 points and shooting 8-of-8 at the free throw line.
- Continued his great all-around effort with 22 points in the victory over Iowa, while also grabbing a career-best nine rebounds, hitting all seven of his free throw attempts and reaching at least three assists for the sixth time in seven games.
- Scored 19 points in the victory over Chicago State, along with three assists and three steals.
- With his 18th point against Northwestern, became the 59th Notre Dame player to score 1,000 points in a career.
- Paced the Irish with 18 points, eight rebounds (seven defensive), three

### 2016-17 GAME-BY-GAME

Opponent	Min	FG-A	3FG-A	FT-A	O-D-R	PF	A	TO	B	S	Pts
11/12 *Bryant	31	6-14	1-5	3-4	1-1-2	4	2	0	0	0	16
11/16 *Seattle	24	4-6	3-4	2-2	0-2-2	2	4	2	0	0	13
11/18 *Loyola MD	27	4-9	1-3	0-0	2-0-2	2	4	1	0	3	9
11/21 *vs Colorado	33	6-14	0-3	5-5	0-0-0	1	3	1	0	1	17
11/22 *vs Northwestern	35	6-11	3-5	3-3	1-7-8	2	3	2	0	3	18
11/26 *Chicago State	29	8-13	3-5	0-0	2-1-3	1	3	1	0	3	19
11/29 *Iowa	38	6-12	3-5	7-7	2-7-9	3	3	2	0	1	22
12/4 *NC A&T	25	4-7	3-5	2-2	1-0-1	0	4	2	0	1	13
12/6 *Fort Wayne	29	6-11	1-4	8-8	0-4-4	2	2	0	0	1	21
12/10 *vs Villanova	37	7-15	2-6	2-2	0-0-0	2	3	2	0	2	18
12/17 *vs Purdue	33	1-8	1-3	0-0	0-2-2	5	3	3	0	0	3
12/19 *Colgate	35	2-5	2-4	1-2	1-5-6	2	4	1	0	1	7
12/28 *Saint Peter's	36	4-6	2-4	1-2	0-4-4	0	3	1	0	0	11
12/31 *at Pittsburgh	36	4-12	3-8	4-4	1-1-2	4	5	3	0	2	15
1/4 *Louisville	37	9-15	2-4	4-4	0-6-6	2	1	3	1	1	24
1/7 *Clemson	39	6-15	2-6	0-0	0-3-3	1	2	0	0	2	14
1/12 *at Miami	35	5-10	0-1	0-0	1-5-6	1	6	1	0	2	10
1/14 *at Virginia Tech	36	8-14	3-4	1-2	1-3-4	3	4	2	0	1	20
1/18 *at Florida State	33	6-15	4-6	2-2	0-3-3	2	1	4	1	1	18
1/21 *Syracuse	36	3-9	1-6	4-4	0-3-3	3	4	2	0	1	11
1/24 *Virginia	37	4-10	2-5	4-4	0-5-5	0	4	2	0	0	14
1/28 *at Georgia Tech	39	1-7	1-4	2-2	1-3-4	3	3	3	0	3	5
1/30 *Duke	36	1-9	0-5	5-6	0-2-2	3	4	1	0	0	7
2/5 *at N. Carolina	38	4-11	0-4	1-2	1-1-2	4	4	3	1	0	9
2/7 *Wake Forest	35	4-7	3-5	6-7	1-6-7	2	3	1	0	0	17
2/11 *Florida State	38	6-10	0-4	3-3	0-7-7	2	2	2	0	2	15
2/13 *at BC	34	4-13	1-7	6-6	1-5-6	3	7	1	0	1	15
2/18 *at NC State	35	3-8	1-4	4-4	1-4-5	2	2	1	0	4	11

\* - games started

assists and three steals in the Legends Classic championship game against Northwestern - earning all-tournament team honors.

- Scored 17 points with three assists and along with a perfect 5-for-5 from the free throw line in the Legends Classic semifinal with Colorado.

### 2015-16:

- Overcame a tough shooting day to score five of Notre Dame's 14 points in the overtime win over Duke (3/10/16) in the ACC Quarterfinals.
- Scored a career-high 22 points in Notre Dame's victory at Duke (1/16/16), while matching his career-best with four three-point field goals.

### 2014-15:

- Reached double figure scoring in 21 contests.
- Registered the first 20-point performance of his career when he led the Irish with 20 points in a win over Butler (3/21/15) in the third round of the NCAA Championship, a victory that sent Notre Dame into the NCAA Sweet 16 for the first time since 2003. Connected on 6-11 shots from the field and grabbed six rebounds while playing a career-high 43 minutes in the overtime victory.

### CAREER AND SEASON HIGHS

Points	Rebounds	Assists	Steals	Blocks	Field Goals Made	3-Point FGs Made	Free Throws Made	Minutes
Season	24 vs. Louisville (1/4/17)	7 at Boston College (2/14/17)	3 four times	1 twice	9 vs. Louisville (1/4/17)	4 at Florida State (1/18/17)	8 vs. Fort Wayne (12/6/16)	39 twice
Career	24 vs. Louisville (1/4/17)	8 vs. Youngstown State (12/21/15)	4 on four occasions	2 vs. Syracuse (1/28/16)	9 vs. Louisville (1/4/17)	4 three times	9 vs. Boston College (01/23/16)	43 vs. Duke (3/10/16)
Season	9 vs. Iowa (11/29/16)				9 vs. Illinois (12/2/15)			43 vs. Butler (3/21/15)
Career	9 vs. Iowa (11/29/16)							

- Named to the ACC All-Tournament First Team after averaging 13.0 points per game and shooting over 52.0 percent from the field in Notre Dame's victories over Miami (3/12/15), Duke (3/13/15) and North Carolina (3/14/15) as the Irish claimed the program's first ACC Championship.

### PERSONAL:

- Full name is Stephen Paul Vasturia.
- Born in Philadelphia, Pennsylvania.
- Son of John and Kathleen Vasturia, along with older brother Patrick and younger brother Michael.
- Father John played baseball and football at Pennsylvania and mother Kathleen played basketball at Dickinson College.
- Enrolled in the Mendoza College of Business with a major in Management Consulting.

### CAREER STATISTICS

Season	gp-gs	min/avg	Total		3-Point		F-Throws		Rebounds				Scoring							
			fg-fga	pct	fg-fga	pct	ft-fa	pct	off	def	tot	avg	pf	fo	ast	to	blk	stl	pts	avg
2013-14	27-12	623/23.1	41-117	.350	27-82	.329	26-38	.684	15	54	69	2.6	35	0	32	20	3	17	135	5.0
2014-15	38-38	1235/32.5	133-271	.491	60-146	.411	57-66	.864	18	96	114	3.0	84	1	65	45	5	42	383	10.1
2015-16	36-36	1300/36.1	147-340	.432	45-131	.344	70-82	.854	23	70	93	2.6	80	0	115	67	6	27	409	11.4
2016-17	28-28	956/34.1	132-296	.446	48-129	.372	80-87	.920	18	90	108	3.9	60	1	93	47	3	36	392	14.0
TOTAL	129-114	4114/31.9	453-1024	.442	180-488	.369	233-273	.853	74	310	384	3.0	259	2	305	179	17	122	1319	10.2

### CONFERENCE STATISTICS

Season	gp-gs	min/avg	Total		3-Point		F-Throws		Rebounds				Scoring							
			fg-fga	pct	fg-fga	pct	ft-fa	pct	off	def	tot	avg	pf	fo	ast	to	blk	stl	pts	avg
2013-14	18-11	511/28.4	35-97	.361	23-68	.338	22-33	.667	13	44	57	3.2	29	0	24	17	3	15	115	6.4
2014-15	18-18	595/33.1	60-131	.458	27-70	.386	26-31	.839	9	44	53	2.9	41	1	30	22	2	15	173	9.6
2015-16	18-18	681/37.8	80-180	.444	23-62	.371	38-41	.927	7	39	46	2.6	38	0	57	31	4	15	221	12.3
2016-17	15-15	544/36.3	68-165	.412	23-73	.315	46-50	.920	8	57	65	4.3	35	0	52	29	3	20	205	13.7
TOTAL	69-62	2331/33.8	243-573	.424	96-273	.352	132-155	.852	37	184	221	3.2	143	1	163	99	12	65	714	10.3



# JOHN MOONEY

# 33

FORWARD | 6-9 / 245 | FRESHMAN | ORLANDO, FL | LAKE BRANTLEY

## GAMES WITH ...

	Season	Career
Double Figure Points	0	0
20-Plus Points	0	0
30-Plus Points	0	0
10-Plus Rebounds	0	0
10-Plus Assists	0	0
Double-Double	0	0

## NOTABLES

### 2016-17:

- Stretch four big man who will play a key role on Notre Dame's front line in the coming seasons.
- Made the most of his seven minutes of action against Loyola Maryland with seven points, four rebounds and his first career three point field goal.
- Grabbed a career-best five rebounds off the bench in the victory over Seattle.
- Made his Notre Dame debut in the season-opening win over Bryant, playing four minutes and grabbing two rebounds.

### HIGH SCHOOL:

- Led Lake Brantley High School to a 22-4 record as a senior, averaging 24 points, 14 rebounds and five blocks per game.
- Named Orlando Sentinel Player of the Year, Florida 8A Player of the Year and first-team all-Florida.
- Named the MVP of the Toyota Classic in Lexington, Ky., posting 24 points and 26 rebounds in the championship game.
- Finished as Lake Brantley's all-time leading rebounder and scorer while averaging 19 wins per season throughout his high school career.
- Member of the Nike Team Florida AAU team.
- Earned Lake Brantley's Gary Hayes Memorial Award for a student-athlete who shows leadership.

### PERSONAL:

- Full name is John Patrick Mooney.
- Born in Baltimore, Md.
- Son of Kevin and Margaret Mooney, along with older brother Brendan and older sister Caitlin.
- Brother, Brendan, played basketball at Spring Hill College in Mobile, Ala., following in the footsteps of father, Kevin, who played golf at Spring Hill College.
- Enrolled in the First Year of Studies.

## 2016-17 GAME-BY-GAME

Opponent	Min	FG-A	3FG-A	FT-A	O-D-R	PF	A	TO	B	S	Pts
11/12 Bryant	4	0-0	0-0	0-0	0-2-2	0	1	0	0	0	0
11/16 Seattle	10	0-1	0-1	0-0	1-4-5	2	1	0	0	0	0
11/18 Loyola MD	7	3-4	1-2	0-0	2-2-4	0	0	0	0	1	7
11/21 vs Colorado				DNP							
11/22 vs Northwestern				DNP							
11/26 Chicago State	9	1-1	1-1	0-0	0-4-4	1	0	0	0	0	3
11/29 Iowa				DNP							
12/4 NC A&T	5	0-0	0-0	2-2	1-1-2	0	0	0	0	0	2
12/6 Fort Wayne	3	1-1	0-0	0-0	2-0-2	1	0	0	0	0	2
12/10 vs Villanova				DNP							
12/17 vs Purdue				DNP							
12/19 Colgate	2	0-0	0-0	0-0	0-0-0	0	0	0	1	0	0
12/28 Saint Peter's	1	0-0	0-0	0-0	0-0-0	1	0	0	0	0	0
12/31 at Pittsburgh				DNP							
1/4 Louisville				DNP							
1/7 Clemson				DNP							
1/12 at Miami				DNP							
1/14 at Virginia Tech				DNP							
1/18 at Florida State				DNP							
1/21 Syracuse				DNP							
1/24 Virginia	2	0-0	0-0	0-0	0-0-0	0	0	1	0	0	0
1/28 at Georgia Tech				DNP							
1/30 Duke	1	0-1	0-0	0-0	0-0-0	0	0	0	0	0	0
2/5 at N. Carolina	1	0-0	0-0	0-0	0-0-0	0	0	0	0	0	0
2/7 Wake Forest				DNP							
2/11 Florida State				DNP							
2/14 at BC				DNP							
2/18 at NC State				DNP							

## CAREER AND SEASON HIGHS

<b>Points</b>	
Season	7 vs. Loyola MD (11/18/16)
Career	7 vs. Loyola MD (11/18/16)
<b>Rebounds</b>	
Season	5 vs. Seattle (11/16/16)
Career	5 vs. Seattle (11/16/16)
<b>Assists</b>	
Season	1 twice
Career	1 twice
<b>Steals</b>	
Season	1 vs. Loyola MD (11/18/16)
Career	1 vs. Loyola MD (11/18/16)
<b>Blocks</b>	
Season	1 vs. Colgate (12/16/19)
Career	1 vs. Colgate (12/16/19)
<b>Field Goals Made</b>	
Season	3 vs. Loyola MD (11/18/16)
Career	3 vs. Loyola MD (11/18/16)
<b>3-Point FGs Made</b>	
Season	1 vs. Loyola MD (11/18/16)
Career	1 vs. Loyola MD (11/18/16)
<b>Free Throws Made</b>	
Season	2 vs. North Carolina A&T (12/4/16)
Career	2 vs. North Carolina A&T (12/4/16)
<b>Minutes</b>	
Season	10 vs. Seattle (11/16/16)
Career	10 vs. Seattle (11/16/16)

## CAREER STATISTICS

Season	gp-gs	min/avg	Total		3-Point		F-Throws		Rebounds				Scoring							
			fg-fga	pct	fg-fga	pct	ft-fta	pct	off	def	tot	avg	pf	fo	ast	to	blk	stl	pts	avg
2016-17	11-0	45/4.1	5-8	.625	2-4	.500	2-2	1.000	6	13	19	1.7	5	0	2	1	1	1	14	1.3
TOTAL	11-0	45/4.1	5-8	.625	2-4	.500	2-2	1.000	6	13	19	1.7	5	0	2	1	1	1	14	1.3

## CONFERENCE STATISTICS

Season	gp-gs	min/avg	Total		3-Point		F-Throws		Rebounds				Scoring							
			fg-fga	pct	fg-fga	pct	ft-fta	pct	off	def	tot	avg	pf	fo	ast	to	blk	stl	pts	avg
2016-17	3-0	4/1.3	0-1	.000	0-0	.000	0-0	.000	0	0	0	0.0	0	0	0	1	0	0	0	0.0
TOTAL	3-0	4/1.3	0-1	.000	0-0	.000	0-0	.000	0	0	0	0.0	0	0	0	1	0	0	0	0.0



# PATRICK MAZZA

# 34

FORWARD | 6-10 / 255 | GRADUATE | GLEN ELLYN, IL | GLENBARD WEST

## GAMES WITH ...

	Season	Career
Double Figure Points	0	0
20-Plus Points	0	0
30-Plus Points	0	0
10-Plus Rebounds	0	0
10-Plus Assists	0	0
Double-Double	0	0

## NOTABLES

### 2016-17 OUTLOOK:

- Graduate student walk on who provides front line practice depth.
- Made his debut in an Irish uniform by playing the final minute of the team's victory over Seattle.
- Saw action against Chicago State and North Carolina A&T.
- "Pat brings physicality to our practices. We saw him in the Bookstore championship game and were impressed with his skill. I know what we are losing on the front line. He is a huge body for us in practice. He is a motivated student who wants to go to medical school. It gives us another man and more maturity in our locker room - which has been a big part of our culture." - Notre Dame head coach Mike Brey

### AS A MEMBER OF THE NOTRE DAME FOOTBALL TEAM (2014-16):

- Walk-on defensive end for the Notre Dame football team from January 2014 through January 2016. Lone play of his football career ended up as the last play of the 2015-16 season, as he was inserted into the game in an attempt to block Stanford's game-winning field goal in the Cardinal 38-36 victory on Nov. 28, 2015.
- Two-time Bookstore Basketball Team Champion and two-time Bookstore Basketball Most Valuable Player (2015 and 2016).
- Employed as a technician at Notre Dame's Genomics and Bioinformatics Core Facility.
- Has served as an ambassador for Saint Joseph's Regional Health System's Family Medicine Center.

### PERSONAL

- Full name is Patrick Michael Mazza.
- Son of Michael and Mary Ellen Mazza, along with older sisters Mary Ellen and Katie and younger sister Mia.
- Both Michael and Mary Ellen Mazza attended the University of Notre Dame, with Michael graduating in 1986 and Mary Ellen in 1987. Sister, Mary Ellen, is a 2010 graduate of Notre Dame.
- Mother, Mary Ellen, started her collegiate career as a full scholarship track and field athlete at Texas A&M before transferring to Notre Dame.
- Father, Michael, was a Bengal Bouts champion in 1986.

## 2016-17 GAME-BY-GAME

Opponent	Min	FG-A	3FG-A	FT-A	O-D-R	PF	A	TO	B	S	Pts
11/12 Bryant					DNP						
11/16 Seattle	1	0-0	0-0	0-0	0-0-0	0	0	0	0	0	0
11/18 Loyola MD					DNP						
11/21 vs Colorado					DNP						
11/22 vs Northwestern					DNP						
11/26 Chicago State	1	0-0	0-0	0-0	0-0-0	0	0	0	0	0	0
11/29 Iowa					DNP						
12/4 NC A&T	1	0-0	0-0	0-0	0-0-0	0	0	0	0	0	0
12/6 Fort Wayne					DNP						
12/10 vs Villanova					DNP						
12/17 vs Purdue					DNP						
12/19 Colgate					DNP						
12/28 Saint Peter's					DNP						
12/31 at Pittsburgh					DNP						
1/4 Louisville					DNP						
1/7 Clemson					DNP						
1/12 at Miami					DNP						
1/14 at Virginia Tech					DNP						
1/18 at Florida State					DNP						
1/21 Syracuse					DNP						
1/28 at Georgia Tech					DNP						
1/30 Duke					DNP						
2/5 at N. Carolina					DNP						
2/7 Wake Forest					DNP						
2/11 Florida State					DNP						
2/14 at BC					DNP						
2/18 at NC State					DNP						

## CAREER AND SEASON HIGHS

<b>Points</b>	
Season	-
Career	-
<b>Rebounds</b>	
Season	-
Career	-
<b>Assists</b>	
Season	-
Career	-
<b>Steals</b>	
Season	-
Career	-
<b>Blocks</b>	
Season	-
Career	-
<b>Field Goals Made</b>	
Season	-
Career	-
<b>3-Point FGs Made</b>	
Season	-
Career	-
<b>Free Throws Made</b>	
Season	-
Career	-
<b>Minutes</b>	
Season	1 three times
Career	1 three times

## CAREER STATISTICS

Season	gp-gs	min/avg	Total		3-Point		F-Throws		Rebounds				PF			Scoring				
			fg-fga	pct	fg-fga	pct	ft-fa	pct	off	def	tot	avg	pf	fo	ast	to	blk	stl	pts	avg
2016-17	3-0	3/1.0	0-0	.000	0-0	.000	0-0	.000	0	0	0	0.0	0	0	0	0	0	0	0	0.0
TOTAL	3-0	3/1.0	0-0	.000	0-0	.000	0-0	.000	0	0	0	0.0	0	0	0	0	0	0	0	0.0

## CONFERENCE STATISTICS





# BONZIE COLSON

# 35

FORWARD | 6-5 / 225 | JUNIOR | NEW BEDFORD, MA | ST. ANDREW'S SCHOOL (RI)

### GAMES WITH ...

	Season	Career
Double Figure Points	26	52
20-Plus Points	7	9
30-Plus Points	1	2
10-Plus Rebounds	16	21
10-Plus Assists	0	0
Double-Double	16	20

### AWARDS AND HONORS:

- Wooden Award Late Season Top 20 (Feb. 8, 2017)
- Naismith Award Top 30 (Feb. 9, 2017)
- Naismith Award Player of the Week (Feb. 14, 2017)
- USBWA Oscar Robertson Player of the Week (Feb. 14, 2017)
- CollegeInsider.com Lute Olson Player of the Week (Feb. 13, 2017)
- NCAA.com All-Week Team (Feb. 13, 2017)
- College Sports Madness National and ACC Player of the Week (Feb. 13, 2017)
- NBC College Basketball Talk National Player of the Week (Feb. 13, 2017)
- ACC Player of the Week (Feb. 13, 2017)
- ACC Player of the Week (Dec. 5, 2016)
- 2017 Karl Malone Watch List Finalist (Nation's Top PF) (Feb. 2, 2017)
- 2015 Notre Dame Newcomer of the Year
- CollegeInsider.com Lute Olson Player of the Week (2/18/16)

### 2016-17:

- Has a 'bulldog' mentality while battling in the paint against taller opponents.
- Hit 20 points for the third consecutive game, a first in his career, with 20 points and six rebounds at Boston College.
- Exploded for a career-high 33 points against No. 14/15 Florida State, including an impressive 20 points and 8 rebounds in the second half, finishing with 16 rebounds for his 16th double-double of the season.
- During his big game against the Seminoles, became the 61st Notre Dame player to score 1,000 career points.
- Compiled yet another impressive double-double performance, perhaps the best of his career, against Wake Forest, with a game-high 27 points, 16 rebounds and a career-best five blocked shots.
- Efforts vs. Wake Forest and Florida State earned Colson second ACC Player of the Week award on Monday, Feb. 13.
- Posted perhaps his toughest double-double of the year at North Carolina, battling the Tar Heel front line to grab 10 rebounds with 17 points - his ACC-leading 14th double-double of the year.
- Earned the 13th double-double of the season at Georgia Tech, tallying 13 points and 13 rebounds in 30 minutes.
- Logged his sixth 20-point scoring game of the season against No. 12/13 Virginia, shooting 8-of-11 from the floor for 20 points, and three blocks.
- Posted his 12th double-double of the season (and fifth in ACC play) despite playing just six minutes in the first half against Syracuse due to foul trouble - ended game with 14 points and game-high 14 rebounds (10 points and 10 rebounds in the second half).
- Battled against the Louisville front line to post his ninth double-double of the season, grabbing a game-high 14 rebounds along with 18 points.
- Posted a career-high 40 minutes in the victory at Pittsburgh, compiling his eighth double-double of the season with 21 points and a game-high 14 rebounds.
- Recorded seventh double-double of the season with 23 points and 10 rebounds vs. No. 15/16 Purdue in the Crossroads Classic.
- First non-guard at Notre Dame to score double-figure points in a season's first 16 games since Luke Harangody in 2009-10.
- Named ACC Player of the Week for the first time in his career on Monday, Dec. 4, after averaging 17.0 pts, 14.0 rebounds and 2.5 blocks per game in Notre Dame's victories over Iowa and North Carolina A&T.
- Recorded sixth double-double of the season with 17 points, a game-high 14 rebounds and shot 6-of-11 from the floor in the win over Fort Wayne while hitting a career-high three-point field goal.
- Was a force in the paint during the Legends Classic semifinal and final, posting back-to-back double-doubles against Colorado (22 pts, 12 reb) and Northwestern (13 pts, 11 reb).

### 2016-17 GAME-BY-GAME

Opponent	Min	FG-A	3FG-A	FT-A	O-D-R	PF	A	TO	B	S	Pts
11/12 *Bryant	28	8-11	1-3	6-6	2-7-9	2	1	1	2	1	23
11/16 *Seattle	23	6-12	0-0	4-5	4-4-8	1	0	1	0	2	16
11/18 *Loyola MD	27	8-12	1-1	2-2	3-4-7	1	3	1	4	0	19
11/21 *vs Colorado	27	6-13	1-1	9-9	4-8-12	4	0	2	1	2	22
11/22 *vs Northwestern	38	4-13	1-3	4-6	4-7-11	1	2	0	0	1	13
11/26 *Chicago State	28	3-8	1-2	3-4	4-7-11	3	5	2	1	1	10
11/29 *Iowa	37	6-14	0-3	12-12	6-11-17	3	0	1	3	0	24
12/4 *NC A&T	26	4-8	0-1	2-2	4-7-11	1	2	1	2	1	10
12/6 *Fort Wayne	32	6-11	3-5	2-2	2-12-14	0	5	0	0	1	17
12/10 *vs Villanova	35	5-12	0-3	1-1	2-6-8	2	3	2	0	2	11
12/17 *vs Purdue	31	11-21	0-2	1-1	4-6-10	4	0	2	2	2	23
12/19 *Colgate	25	5-9	0-1	3-4	0-7-7	2	3	3	1	2	13
12/28 *Saint Peter's	32	5-11	0-1	0-0	1-7-8	1	2	2	2	2	10
12/31 *at Pittsburgh	40	10-20	0-1	1-1	6-8-14	2	3	2	1	1	21
1/4 *Louisville	35	5-14	0-0	8-10	5-9-14	1	0	1	3	1	18
1/7 *Clemson	34	5-10	1-3	2-2	5-7-12	2	3	0	1	0	13
1/12 *at Miami	29	2-12	1-2	3-3	2-9-11	1	0	1	0	2	8
1/14 *at Virginia Tech	31	4-7	0-0	6-9	3-9-12	3	1	3	2	1	14
1/18 *at Florida State	34	3-8	0-0	3-5	2-6-8	3	2	1	0	1	9
1/21 *Syracuse	24	4-8	0-0	6-6	4-10-14	3	1	0	0	0	14
1/24 *Virginia	32	8-11	0-2	4-7	0-3-3	3	0	1	3	1	20
1/28 *at Georgia Tech	30	6-10	0-0	1-3	3-10-13	2	1	2	1	1	13
1/30 *Duke	34	8-12	0-1	1-3	2-7-9	4	1	0	2	0	17
2/5 *at N. Carolina	34	5-11	1-2	6-8	3-7-10	4	3	2	3	0	17
2/7 *Wake Forest	36	10-16	2-2	5-7	2-14-16	3	2	2	5	2	27
2/11 *Florida State	35	12-18	1-2	8-8	2-11-13	3	1	1	1	2	33
2/14 *at BC	33	9-12	0-0	2-4	1-5-6	2	1	3	0	0	20
2/18 *at NC State	30	6-10	0-0	1-1	1-6-7	2	1	0	0	1	13

\* - games started

### 2015-16:

- Registered his first career 30-point game with 31 points and 11 rebounds at Duke (1/16/16), helping the Irish claim their first win at Cameron Indoor Stadium.
- Posted fourth double-double of the season vs. Duke (3/10/16) in the ACC Quarterfinals, scoring 12 points with a career-high 12 rebounds.
- Dominated the second half of the victory over No. 2/1 North Carolina (2/6/16) with 13 points (4-6 from the field) and seven rebounds, including four offensive rebounds.
- Started 24 contests during the season season but also embraced a role to add energy off the Irish bench in 11 games.
- Earned his third double-double of the season and career vs. North Carolina (3/11/16) in the ACC Semifinals, leading the team with 19 points and 10 rebounds.
- Scored in double figures 22 times in 35 games, adding five 10-plus rebound performances.

### 2014-15:

- Enjoyed strong rookie outing with the Irish as he logged more minutes than any freshman on the squad.

### CAREER AND SEASON HIGHS

Points	Rebounds	Assists	Steals	Blocks	Field Goals Made	3-Point Fgs Made	Free Throws Made	Minutes
Season	33 vs. Florida State (2/11/17)	17 vs. Iowa (11/29/16)	5 vs. twice	5 vs. Wake Forest (2/7/17)	Season	3 vs. Fort Wayne (12/6/16)	Season	40 at Pittsburgh (12/31/16)
Career	33 vs. Florida State (2/11/17)	17 vs. Iowa (11/29/16)	5 vs. twice	5 vs. Wake Forest (2/7/17)	Career	3 vs. Fort Wayne (12/6/16)	Career	40 at Pittsburgh (12/31/16)

- Saw action in 15 ACC contests and made his only career start in a win at home versus Miami (1/17/15).
- In his return back to the New England area when the Irish faced Boston College (2/21/15), he finished with 16 points (on 8-9 shooting from the field) and six rebounds in just 14 minutes off the bench.
- Posted a 17-point performance in ACC Championship semifinal win over Duke (3/13/15).

### PERSONAL:

- Full name is Bonzie Alexander Colson II.
- Born in Washington, D.C.
- Son of Bonzie and Cynthia Colson, along with younger sister Sydney.
- His father was a four-year starting center at the University of Rhode Island and one of the Rams' career shot block leaders.
- During the 1987-88 campaign, the elder Colson helped Rhode Island to a school-best 28-7 record and an appearance in the NCAA Championship Sweet 16.
- Bonzie Sr. also spent time as an assistant coach on the George Washington and Boston College coaching staffs.
- Enrolled in the College of Arts and Letters with a major in Film, Television and Theatre.

### CAREER STATISTICS

Season	gp-gs	min/avg	Total		3-Point		F-Throws			Rebounds				Scoring						
			fg-fga	pct	fg-fga	pct	ft-fa	pct	off	def	tot	avg	pf	fo	ast	to	blk	stl	pts	avg
2014-15	32-1	386/12.1	66-111	.595	1-7	.143	46-61	.754	27	59	86	2.7	42	0	13	14	22	19	179	5.6
2015-16	36-24	910/25.3	150-282	.532	4-12	.333	96-124	.774	87	153	240	6.7	86	1	34	36	36	31	400	11.1
2016-17	28-28	880/31.4	174-334	.521	14-41	.341	106-131	.809	81	214	295	10.5	63	0	48	38	40	30	468	16.7
TOTAL	96-53	2176/22.7	390-727	.536	19-60	.317	248-316	.785	195	426	621	6.5	191	1	95	88	98	80	1047	10.9

### CONFERENCE STATISTICS

Season	gp-gs	min/avg	Total		3-Point		F-Throws			Rebounds				Scoring						
			fg-fga	pct	fg-fga	pct	ft-fa	pct	off	def	tot	avg	pf	fo	ast	to	blk	stl	pts	avg
2014-15	15-1	215/14.3	41-61	.672	0-2	.000	26-33	.788	16	38	54	3.6	25	0	6	7	13	9	108	7.2
2015-16	18-10	463/25.7	81-157	.516	2-5	.400	51-60	.850	48	71	119	6.6	47	0	14	18	17	11	215	11.9
2016-17	15-15	491/32.7	97-179	.542	6-15	.400	57-77	.740	41	121	162	10.8	38	0	22	20	22	13	257	17.1
TOTAL	48-26	1169/24.4	219-397	.552	8-22	.364	134-170	.788	105	230	335	7.0	110	0	42	45	52	33	580	12.1

# LAST WIN/LOSS VS. RANKED OPPONENT IN ASSOCIATED PRESS POLL

	Date	ND Rank	Opponent	Location	Score
Win vs. #1	1-21-12		Syracuse	Purcell Pavilion	67-58
Loss vs. #1	12-10-16	23	Villanova\$	Prudential Center	66-74
Win vs. #2	2-6-16		North Carolina	Purcell Pavilion	80-76
Loss vs. #2	2-28-09		Connecticut	Gampel Pavilion	65-72
Win vs. #3	3-3-90		Missouri	Purcell Pavilion	98-67
Loss vs. #3	3-27-16		North Carolina	Wells Fargo Arena	74-88
Win vs. #4	1-28-15	8	Duke	Purcell Pavilion	77-73
Loss vs. #4	2-7-15	10	Duke	Cameron Indoor	60-90
Win vs. #5	2-12-09		Louisville	Purcell Pavilion	90-57
Loss vs. #5	1-2-16		Virginia	J. P. Jones Arena	66-77
Win vs. #6	11-25-08	8	Texas!	Lahaina Civic Center	81-80
Loss vs. #6	1-6-03	5	Pittsburgh	Petersen Events Center	55-72
Win vs. #7	1-4-14		Duke	Purcell Pavilion	79-77
Loss vs. #7	3-11-14		North Carolina%	Verizon Center	47-78
Win vs. #8	11-29-12		Kentucky	Purcell Pavilion	64-50
Loss vs. #8	3-9-13	24	Louisville	KFC Yum! Center	57-73
Win vs. #9	1-4-17	23	Louisville	Purcell Pavilion	77-70
Loss vs. #9	2-4-13	25	Syracuse	Carrier Dome	47-63
Win vs. #10	2-21-01	18	Boston College	Purcell Pavilion	76-75
Loss vs. #10	1-18-17	15	Florida State	Tucker Center	80-83
Win vs. #11	2-9-13	25	Louisville (5OT)	Purcell Pavilion	104-101
Loss vs. #11	2-27-12	20	Georgetown	Verizon Center	41-59
Win vs. #12	3-14-13	24	Marquette*	Madison Square Garden	73-65
Loss vs. #12	2-5-17	20	North Carolina	Greensboro Coliseum	76-83
Win vs. #13	2-13-16		Louisville	KFC Yum! Center	71-66
Loss vs. #13	2-28-08	17	Louisville	Freedom Hall	85-90
Win vs. #14	2-11-17		Florida State	Purcell Pavilion	84-72
Loss vs. #14	3-3-14		North Carolina	Dean Smith Center	61-63

Win vs. #15	2-4-12		Marquette	Purcell Pavilion	76-59
Loss vs. #15	12-17-16		Purdue#	BankersLife Fieldhouse	81-86
Win vs. #16	3-4-15	12	Louisville	KFC Yum! Center	71-59
Loss vs. #16	1-18-03	10	Kentucky	Rupp Arena	73-88
Win vs. #17	3-7-70	15	Ohio U.\$	UD Arena	112-82
Loss vs. #17	2-3-16		Miami	BankUnited Center	70-79
Win vs. #18	1-5-15	13	North Carolina	Dean Smith Center	71-70
Loss vs. #18	12-17-11		Indiana#	BankersLife Fieldhouse	58-69
Win vs. #19	3-10-15		Duke%	Verizon Center	84-79
Loss vs. #19	11-30-11		Gonzaga	McCarthy Ath. Center	53-73
Win vs. #20	2-18-13	25	Pittsburgh	Petersen Events Center	51-42
Loss vs. #20	1-12-09	12	Louisville	Freedom Hall	73-87
Win vs. #21	1-7-13	17	Cincinnati	Fifth Third Arena	66-60
Loss vs. #21	1-30-17	20	Duke	Purcell Pavilion	74-84
Win vs. #22	12-27-11		Pittsburgh	Purcell Pavilion	72-59
Loss vs. #22	3-2-13	21	Marquette	Bradley Center	64-72
Win vs. #23	12-3-06		Maryland@	Verizon Center	81-74
Loss vs. #23	12-3-13		Iowa	Carver-Hawkeye Arena	93-98
Win vs. #24	3-21-15	8	Butler\$(OT)	Consol Energy Center	67-64
Loss vs. #24	1-9-16		Pittsburgh	Purcell Pavilion	82-86
Win vs. #25	3-10-11	4	Cincinnati*	Madison Square Garden	89-51
Loss vs. #25	3-13-08		Marquette*	Madison Square Garden	79-89

#### Event Notes

\$ - Never Forget Tribute Classic

% - ACC Tournament

\* - Big East Tournament

! - Maui Invitational

# - Crossroads Classic

@ - BB&T Classic

# - Crossroads Classic

## THE LAST TIME ...

## NOTRE DAME RECORDED A ...

1-Point win	78-77 (OT), at Pittsburgh (12/31/16)
30-Point win	31, vs. Chicago State (11/26/16)*
40-Point win	43, vs. Seattle (11/16/16)*
50-Point win	54, vs. North Carolina A&T (12/4/16)*@
30-Point loss	30, vs. Duke (2/7/15)

## NOTRE DAME SHOT ...

55% on FGs	56.1% (37-66), vs. North Carolina A&T (12/4/16)*
60% on FGs	62.3% (33-53), vs. Boston College (1/7/16)
65% on FGs	66.0% (35-53), vs. Boston College (2/21/15)
90% on FTs (10+ att)	90.5% (19-21), at Boston College (2/14/17)
70% on 3FGs (10+ att)	71.4% (15-21), at Florida State (1/18/17)
100% on FTs (10+ att)	1.000% (14-14) vs. North Carolina A&T (12/4/16)*
100% on FTs	1.000% (6-6) vs. Villanova (12/10/16)

## NOTRE DAME ...

Won 10 games in a row	11, (11/26/14 - 1/5/15)
Won 15 games in a row	18, (12/31/53 - 3/9/54)
Won 20 games in a row	Never
Lost 5 games in a row	7, (1/12/09 - 2/7/09)
Scored 100 points	107 vs. North Carolina A&T (12/4/16)*
Scored 100 points on the road	103, vs. Providence (2/21/09)
Scored 100 points at a neutral site	100, vs. Houston (3/12/78)
Scored 100 points and lost	106, vs. Houston (119) (3/20/71)
Allowed 100 points	101, vs. Louisville (2/9/13)*
Scored less than 50 points	47 vs. North Carolina (3/11/16)
Allowed less than 40 points	39, vs. Binghamton (11/14/14)*
Allowed less than 50 points	48, vs. Loyola Maryland (11/18/16)*
Played an Overtime Game	vs. Pittsburgh (12/31/16), W, 78-77
Played in a Multi-Overtime Game	2OT, vs. Georgia Tech (1/3/15)*
Won on a "last second" shot	at Pittsburgh, (12/31/16) - Vasturia 3FG, 2.5 remaining
Had 5 double-figure scorers	vs. Duke (3/10/16) Zach Auguste (19), Demetrius Jackson (13), V.J. Beachem (19) Bonzie Colson (12), Steve Vasturia (12)
Had 6 double-figure scorers	vs. Seattle (11/16/16)* Bonzie Colson 16, V.J. Beachem 16 Matt Farrell 13, Steve Vasturia 13 Rex Pflueger 12, T.J. Gibbs 11
Had 7 double-figure scorers	vs. North Carolina A&T (12/4/16)*# V.J. Beachem 19, Matt Ryan 17 Matt Farrell 15, Steve Vasturia 13 T.J. Gibbs 12, Rex Pflueger 10 Bonzie Colson 10
Had 4 players score 15 points	at Boston College (2/14/17) Bonzie Colson (20), Matt Farrell (19), V.J. Beachem (16), Steve Vasturia (15)
Had two double-figure rebounders	vs. Duke (3/10/16) Zach Auguste (22), Bonzie Colson (12)
Had two players with 10 or more assists	vs. Chicago State (11/26/12)* Eric Atkins (11), Jerian Grant (10)*
Had two players with double-doubles	vs. Purdue (12/17/16) Bonzie Colson (23 pts, 10 rebs), Matt Farrell (22 pts, 10 assts)
Had three players with double-doubles	vs. Chicago State (11/26/12)* Jerian Grant (22 pts, 10 assts), Eric Atkins (13 pts, 11 assts), Jack Cooley (11 pts, 11 rebs)*
Had two 30-point scorers	vs. Villanova (2/28/11) Ben Hansbrough - 30, Tim Abromaitis - 30*
Had two 20-point scorers	vs. Louisville (1/4/17)* Steve Vasturia (24), Matt Farrell (22)
Had three 20-point scorers	vs. Duke (1/16/16) Bonzie Colson (31), Demetrius Jackson (24), Steve Vasturia (22)
Made 10 or more three-point field goals	43.3% (13-30), at NC State (2/18/17)
Made 20 three-point field goals	62.5% (20-32), vs. Villanova (2/28/11)*
Made 10 three-point field goals in a half	35.5% (11-31) at Boston College (2/14/17)
Made 30 free throws	30-33, vs. Iowa (11/29/16)*
Had 25 or more assists	29, vs. North Carolina A&T (12/4/16)*
Committed 5 turnovers or less	3 turnovers vs. Bryant (11/12/16)*
Committed 10 turnovers or less	9 turnovers at NC State (2/18/17)
Committed 25 turnovers	26 turnovers, vs. Villanova (2/8/00)
Forced 25 turnovers	30 turnovers, vs. New Hampshire (11/16/01)

## AN IRISH PLAYER HAD ...

25+ points	at NC State (2/18/17) V.J. Beachem (27)
30+ points	vs. Florida State (2/11/17)* Bonzie Colson (33)
35+ points	vs. Cincinnati (2/4/10)* Luke Harangody (37)
40+ points	vs. Louisville (2/28/08) Luke Harangody (40)
50+ points	vs. TCU (3/13/71) Austin Carr 52
15 or more rebounds	vs. Wake Forest (2/7/17)* Bonzie Colson 16
20 rebounds	vs. Duke (3/10/16) Zach Auguste 22
a double-double	vs. Florida State (2/11/17)* Bonzie Colson (33 points, 13 rebounds)
a triple-double	vs. New Hampshire (11/16/01)*# Chris Thomas (24 pts, 11 ast, 11 steals)
20 points & 10 rebounds	vs. Florida State (2/11/17)* Bonzie Colson (33 points, 13 rebounds)
25+ points and 15+ rebounds	vs. Wake Forest (2/7/17)* Bonzie Colson (27 points, 16 rebounds)
20 points & 20 rebounds	vs. Seton Hall (1/8/01) Troy Murphy (25 pts, 20 rebs)
20 points & 10 assists	vs. Purdue (12/17/16) Matt Farrell (22 pts, 10 assts)
10 assists	vs. Purdue (12/17/16) Matt Farrell (10)
10 blocks	vs. Belmont (11/17/02)*# Jordan Cornette (11)
10 steals	vs. New Hampshire (11/16/01)*# Chris Thomas (11)
Five three-point FGs	at NC State (2/18/17) V.J. Beachem
Seven three-point FGs	at NC State (2/18/17) V.J. Beachem (7-12)
3 consecutive 20-point games	vs. Wake Forest (2/7/14)*, vs. Florida State (2/11/17)* at Boston College (2/14/17) Bonzie Colson (27, 33, 20)
4 consecutive 20-point games	vs. Providence (2/23/11), Seton Hall (2/26/11), Villanova (2-28-11), Connecticut (3/5/11), Cincinnati (3-10-11) Ben Hansbrough (32, 21, 30, 21, 23)
5 consecutive 20-point games	vs. Providence (2/23/11), Seton Hall (2/26/11), Villanova (2-28-11), Connecticut (3/5/11), Cincinnati (3-10-11) Ben Hansbrough (32, 21, 30, 21, 23)

## AN OPPOSING PLAYER HAD...

25+ points	Boston College (2/14/17) Ky Bowman (29)
30+ points	Clemson (2/8/16) Jaron Blossomgame (30)
35+ points	Villanova (12/10/16) Josh Hart (37)
40+ points	Providence (2/23/11) Marshon Brooks (52)
50+ points	Providence (2/23/11) Marshon Brooks (52)
15 rebounds	Butler (3/21/15) Kameron Woods (15)
20 rebounds	Pittsburgh (1/31/09) DeJuan Blair (22)
a double-double	Wake Forest (2/7/17)* John Collins (24 points, 14 rebounds)
a triple-double	Connecticut (2/21/06) Marcus Williams (18 pts, 10 rebs, 13 assts)
20 points & 10 rebounds	Wake Forest (2/7/17)* John Collins (24 points, 14 rebounds)
20 points & 20 rebounds	Pittsburgh (1/31/09) DeJuan Blair (23 pts., 22 rebs.)
10 assists	Milwaukee (11/17/15) Akeem Springs (10)
10 blocks	Connecticut (1/5/08)* Hasheem Thabeet (10)
10 steals	Temple (1/29/89)* Mark Macon (11)

\*indicates Notre Dame home game; #school record; @Purcell Pavilion record;

# THE LAST TIME IN AN ACC GAME ...

## NOTRE DAME RECORDED A ...

1-Point win	78-77 at Pittsburgh (12/31/16)
20-Point win	27, vs. Boston College (1/23/16)
30-Point win	Never
40-Point win	Never
50-Point win	Never
30-Point loss	30, vs. Duke (2/7/15)

## NOTRE DAME SHOT ...

60% on FGs	62.3% (33-53), vs. Boston College (1/7/16)
65% on FGs	66.0% (35-53), vs. Boston College (2/21/15)
70% on 3FGs (min 10 att)	71.4% (15-21), at Florida State (1/18/17)
90% on FTs (min 10 att)	90.5% (19-21), at Boston College (2/14/17)

## NOTRE DAME ...

Won 10 games in a row	Never
Won 15 games in a row	Never
Won 20 games in a row	Never
Lost 5 games in a row	7, (1/12/09 - 2/7/09)
Scored 100 points	Never
Scored 100 points on the road	Never
Scored 100 points at a neutral site	Never
Scored 100 points and lost	Never
Allowed 100 points	Never
Scored less than 50 points	47 vs. North Carolina (3/11/16)
Allowed less than 50 points	Never
Played an Overtime Game	at Pittsburgh (12/31/16), W, 78-77
Played in a Multi-Overtime Game	2OT, vs. Georgia Tech (1/3/15)*
Won on a "last second" shot	at Pittsburgh (12/31/16), 2.5 Steve Vasturia 3FG
Had 5 double-figure scorers	vs. Duke (3/10/16) V.J. Beachem (19), Zach Auguste (19), Demetrius Jackson (13) Bonzie Colson (12), Steve Vasturia (12)
Had 6 double-figure scorers	vs. Boston College (2/21/15) Bonzie Colson 16, Demetrius Jackson 15, Zach Auguste 14, Jerian Grant 10, Steve Vasturia 10, V.J. Beachem 10
Had 7 double-figure scorers	Never
Had 4 players score 15 points	at Boston College (2/14/17) Bonzie Colson (20), Matt Farrell (19), V.J. Beachem (16), Steve Vasturia (15)
Had two double-figure rebounders	vs. Louisville (2/13/16)* Zach Auguste (12), Bonzie Colson (10)
Had two players with 10 or more assists	Never
Had two players with double-doubles	vs. North Carolina (2/6/16)* Zach Auguste (15 pts, 10 rbs), Bonzie Colson (19 pts, 10 rbs)
Had three players with double-doubles	Never
Had two 30-point scorers	Never
Had two 20-point scorers	vs. Louisville (1/4/17) Steve Vasturia (24), Matt Farrell (22)
Had three 20-point scorers	vs. Duke (1/16/16) Bonzie Colson (31), Demetrius Jackson (24), Steve Vasturia (22)
Made 10 or more three-point field goals	43.3% (13-30), at NC State (2/18/17)
Made 15 or more three-point field goals	71.4% (15-21) at Florida State (1/18/17)
Made 20 three-point field goals	Never
Made 10 three-point field goals in a half	Never
Committed 5 turnovers or less	2 vs. North Carolina (2/6/16)*
Committed 10 turnovers or less	9 turnovers at NC State (2/18/17)
Committed 25 turnovers	Never
Forced 25 turnovers	Never

## AN IRISH PLAYER HAD ...

25+ points	V.J. Beachem (27) at NC State (2/18/17)
30+ points	Bonzie Colson (33) vs. Florida State (2/11/17)*
35+ points	Never
40+ points	Never
50+ points	Never
15 or more rebounds	Bonzie Colson (16) vs. Wake Forest (2/7/17)*
20 rebounds	Zach Auguste (22) vs. Duke (3/10/16)
a double-double	vs. Florida State (2/11/17)* Bonzie Colson (33 points, 13 rebounds)
a triple-double	Never
20 points & 10 rebounds	vs. Florida State (2/11/17)* Bonzie Colson (33 points, 13 rebounds)
25+ points and 15+ rebounds	vs. Wake Forest (2/7/17)* Bonzie Colson (27 points, 16 rebounds)
20 points and 20 rebounds	Never
20 points and 10 assists	vs. North Carolina (3/14/15) Jerian Grant (24 pts, 10 assts)
10 assists	vs. North Carolina (3/14/15) Jerian Grant (10)
10 blocks	Never
10 steals	Never
Five three-point FGs	at NC State (2/18/17) V.J. Beachem
Six three-point FGs	at NC State (2/18/17) V.J. Beachem
Seven three-point FGs	at NC State (2/18/17) V.J. Beachem (7-12)
3 consecutive 20-point games	vs. Wake Forest (2/7/14)*, vs. Florida State (2/11/17)* at Boston College (2/14/17) Bonzie Colson (27, 33, 20)

## AN OPPOSING PLAYER HAD ...

25+ points	Boston College (2/14/17) Ky Bowman (29)
30+ points	Clemson (2/8/16) Jaron Blossomgame (30)
35+ points	Never
40+ points	Never
50+ points	Never
15 rebounds	North Carolina (3/11/16) Isaiah Hicks (15)
20 rebounds	Never
a double-double	Wake Forest (2/7/17)* John Collins (24 points, 14 rebounds)
a triple-double	Never
20 points & 10 rebounds	Wake Forest (2/7/17)* John Collins (24 points, 14 rebounds)
20 points and 20 rebounds	Never
10 assists	Pittsburgh (1/31/15) James Robinson (10)
6 blocks	Florida State (1/18/17) Jonathan Isaac (7)
10 blocks	Never
10 steals	Never

\* - indicates Notre Dame home game;

# NOTRE DAME HIGHS & LOWS UNDER MIKE BREY

## NOTRE DAME - TEAM GAME HIGHS (1ST HALF)

Points	62 vs. Loyola-Chicago (11/22/00) 62 vs. Georgia Southern (11/12/10)*
Field Goals Made	24 vs. IPFW (11/10/06)* 24 vs. Syracuse (1/30/07)
Field Goals Attempted	43 vs. New Hampshire (11/16/01)* 43 vs. Syracuse (1/30/07)
Field Goal Percentage	75.0% (18-24) vs. West Virginia (1/9/10)*
3 PT Field Goals Made	14 vs. South Dakota (12/2/08)*
3 PT Field Goals Attempted	23 vs. South Dakota (12/2/08)*
3 PT Field Goals Percentage	85.7% (6-7) vs. West Virginia (1/9/10)*
Free Throws Made	18 vs. Liberty (11/22/09)* 18 vs. Maine (11/22/10)*
Free Throws Attempted	24 vs. Liberty (11/22/09)*
Free Throw Percentage	100.0% on 43 occasions
Total Rebounds	32 vs. Chicago State (11/17/10)*
Assists	19 vs. Canisius (12/19/00)*
Steals	12 vs. New Hampshire (11/16/01)*
Blocked Shots	13 vs. Belmont (11/17/02)*
Turnovers	14 on three occasions
Fouls	13 vs. St. John's (1/16/11)

## NOTRE DAME - TEAM GAME HIGHS (2ND HALF)

Points	62 vs. North Carolina A&T (12/4/16)*
Points (including overtime)	68 vs. Georgetown (40T) (2/9/02)
Field Goals Made	24 vs. Pittsburgh (1/4/06) 24 vs. Army (11/24/13)*
Field Goals Attempted	63 vs. Georgetown (40T) (2/9/02)
Field Goal Percentage	75.0% on four occasions
3 PT Field Goals Made	11 vs. St. John's (3/6/04) 11 vs. North Carolina (11/26/08)
3 PT Field Goals Attempted	24 vs. Pittsburgh (1/4/06)
3 PT Field Goals Percentage (min 10 att)	66.7% (9-12) at Florida State (1/18/17)
Free Throws Made	27 vs. Seton Hall (2/18/06)
Free Throws Attempted	32 vs. California (11/26/10)
Free Throw Percentage	100.0% on 10 occasions
Total Rebounds	34 vs. Seton Hall (1/8/01)
Assists	19 vs. Army (11/24/13)*
Steals	14 vs. New Hampshire (11/16/01)*
Blocked Shots	6 on six occasions
Turnovers	13 vs. Niagara (12/21/05)* 13 vs. Marquette (1/12/08)
Fouls	26 vs. Pittsburgh (1/4/06)

## NOTRE DAME - TEAM GAME HIGHS (TOTAL)

Points	116 vs. Georgetown (40T) (2/9/02)
Field Goals Made	42 vs. Canisius (12/19/00)*
Field Goals Attempted	94 vs. Georgetown (40T) (2/9/02)
Field Goal Percentage	66.7% (34-51) vs. Pittsburgh (1/30/02)*
3 PT Field Goals Made	20 vs. Villanova (2/28/11)*#
3 PT Field Goals Attempted	44 vs. Canisius (12/22/00)
3 PT Field Goals Percentage	72.7% (16-22) vs. Loyola Chicago (11/22/00)*#
Free Throws Made	34 vs. Cincinnati (1/15/08)*
Free Throws Attempted	49 vs. Louisville (50T) (2/9/13)*
Free Throw Percentage	100% (19-19) vs. Villanova (1/8/05)*#
Total Rebounds	64 vs. Georgetown (40T) (2/9/02)
Assists	32 vs. Canisius (12/19/00)*#
Steals	26 vs. New Hampshire (11/16/01)*#
Blocked Shots	19 vs. Belmont (12/17/02)*#
Turnovers	24 vs. Marquette (1/12/08)
Fouls	32 vs. Pittsburgh (1/4/06) 32 vs. Louisville (50T) (2/9/13)*
Bench Points	45 vs. North Carolina A&T (12/4/16)*

\* - Indicates game played at the Purcell Pavilion

# - Indicates school record

## NOTRE DAME - TEAM GAME LOWS (1ST HALF)

Points	17 vs. Connecticut (3/3/10)* 17 vs. USF (3/8/12)
Field Goals Made	4 vs. St. John's (1/16/11) 4 vs. Indiana (12/17/11)
Field Goals Attempted	14 vs. St. John's (1/16/11)
Field Goal Percentage	18.8% (6-32) vs. Connecticut (2/21/04)
3 PT Field Goals Made	0 eight occasions
3 PT Field Goals Attempted	2 vs. Northeastern (3/19/15)
3 PT Field Goals Percentage	0.0% on eight occasions
Free Throws Made	0 on 17 occasions
Free Throws Attempted	0 on 10 occasions
Free Throw Percentage	0.0% on 17 occasions
Total Rebounds	7 vs. North Carolina (3/27/16)
Assists	1 vs. Villanova (1/27/07)*
Steals	0 on 23 occasions
Blocked Shots	0 on 65 occasions
Turnovers	0 vs. Pittsburgh (1/9/16)* 0 vs. DePaul (1/23/10)*
Fouls	0 vs. Samford (12/30/04)*

## NOTRE DAME - TEAM GAME LOWS (2ND HALF)

Points	18 vs. Pittsburgh (3/11/10)
Field Goals Made	5 vs. West Virginia (1/9/10)* 5 vs. Pittsburgh (3/11/10)
Field Goals Attempted	13 vs. Pittsburgh (3/11/10)
Field Goal Percentage	21.4% (6-28) vs. Harvard (11/19/04)*
3 PT Field Goals Made	0 on nine occasions
3 PT Field Goals Attempted	2 vs. Rutgers (2/6/11)* 2 vs. Duke (3/13/15)
3 PT Field Goals Percentage	0.0% on nine occasions
Free Throws Made	0 vs. Pittsburgh (1/12/04) 0 vs. Indiana (11/24/08) 0 vs. Old Dominion (3/18/10) 0 vs. Indiana (12/19/15)
Free Throws Attempted	0 vs. Indiana (11/24/08) 0 vs. Old Dominion (3/18/10)
Free Throw Percentage	0.0% on five occasions
Total Rebounds	7 vs. Rutgers (3/1/03) 7 vs. Northeastern (3/19/15)
Assists	0 vs. Harvard (11/19/04)
Steals	0 on 20 occasions
Blocked Shots	0 on 64 occasions
Turnovers	0 on three occasions
Fouls	3 on six occasions

## NOTRE DAME - TEAM GAME LOWS (TOTAL)

Points	41 vs. Washington State (3/22/08) 41 vs. Georgetown (2/27/12)
Field Goals Made	13 on three occasions
Field Goals Attempted	34 vs. Pittsburgh (3/11/10)
Field Goal Percentage	24.5% (13-53) vs. Washington State (3/22/08)
3 PT Field Goals Made	1 on four occasions
3 PT Field Goals Attempted	6 vs. Northeastern (3/19/15)
3 PT Field Goals Percentage	5.0% (1-20) vs. California (11/26/10)
Free Throws Made	1 vs. Connecticut (2/28/09)
Free Throws Attempted	3 vs. Old Dominion (3/18/10)
Free Throw Percentage	20.0% (1-5) vs. Connecticut (2/28/09)
Total Rebounds	15 vs. North Carolina (3/27/16)
Assists	6 vs. Mississippi (3/18/01) 6 vs. Gonzaga (11/30/11)
Steals	1 on seven occasions
Blocked Shots	0 on 14 occasions
Turnovers	2 vs. DePaul (1/23/10)*   2 vs. North Carolina (2/6/16)*
Fouls	6 on three occasions

# OPPONENT HIGHS & LOWS UNDER MIKE BREY

## OPPONENT - TEAM GAME HIGHS (1ST HALF)

Points	53, Arizona (3/27/03)
Field Goals Made	23, Arizona (3/27/03)
Field Goals Attempted	44, Georgetown (3/4/01)*
Field Goal Percentage	81.0% (17-21), Duke (2/7/15)
3 PT Field Goals Made	9, Syracuse (1/11/06)* 9, Lehigh (11/27/06)*
3 PT Field Goals Attempted	19, Syracuse (1/11/06)*
3 PT Field Goal Percentage (min. 5 att.)	87.5% (7-8), Duke (2/7/15)
Free Throws Made	14, Sacred Heart (11/18/00)*
Free Throws Attempted	19, Sacred Heart (11/18/00)*
Free Throw Percentage	100.0%, on 54 occasions
Total Rebounds	33, Connecticut (2/21/04)
Assists	15, Seton Hall (2/11/10)
Steals	9, Miami (Fla.) (2/23/02) 9, Marquette (1/12/08)
Blocked Shots	10, Connecticut (2/21/04)
Turnovers	16, Loyola (Chicago) (11/22/00)*
Fouls	16, on four occasions

## OPPONENT - TEAM GAME HIGHS (2ND HALF)

Points	68, Georgetown (4 OT) (2/9/02)
Field Goals Made	21, Syracuse (2/24/08)*
Field Goals Attempted	49, Syracuse (2/24/08)*
Field Goal Percentage	76.2% (16-21), Virginia (2/22/14)
3 PT Field Goals Made	9, on three occasions
3 PT Field Goals Attempted	22, Tennessee Tech (12/17/00)*
3 PT Field Goal Percentage	100.0% on three occasions
Free Throws Made	24, Pittsburgh (2 OT) (1/4/06)
Free Throws Attempted	39, Pittsburgh (2 OT) (1/4/06)
Free Throw Percentage	100.0% on 24 occasions
Total Rebounds	38, Georgetown (4 OT) (2/9/02)
Assists	19, Pittsburgh (2 OT) (1/4/06)
Steals	9, on two occasions
Blocked Shots	11, Georgetown (4 OT) (2/9/02)
Turnovers	15, New Hampshire (11/16/01)*
Fouls	20, Seton Hall (2/18/06) 20, Rutgers (2/6/11)

## OPPONENT - TEAM GAME HIGHS (TOTAL)

Points	111, Georgetown (4 OT) (2/9/02)
Field Goals Made	41, Syracuse (3/4/03)*
Field Goals Attempted	82, Syracuse (2/24/08)*
Field Goal Percentage	63.6% (28-44), Virginia (2/22/14)
3 PT Field Goals Made	14, Texas (12/7/02) 14, Lehigh (11/27/06)*
3 PT Field Goals Attempted	37, West Virginia (1/9/10)*
3 PT Field Goal Percentage	73.7% (14-19), Lehigh (11/27/06)*
Free Throws Made	35, Louisville (2OT) (2/17/10)
Free Throws Attempted	48, Louisville (5OT) (2/9/13)*
Free Throw Percentage (min. 8 att.)	100%, on eight occasions
Total Rebounds	59, Connecticut (2/21/04)
Assists	30, Pittsburgh (2 OT) (1/4/06)
Steals	13, Niagara (12/21/05)* 13, North Carolina (2/8/14)*
Blocked Shots	19, Connecticut (OT) (2/21/06)
Turnovers	30, New Hampshire (11/16/01)*
Fouls	34, Louisville (5OT) (2/9/13)*

## OPPONENT - TEAM GAME LOWS (1ST HALF)

Points	5, California (11/26/10)
Field Goals Made	2, California (11/26/10)
Field Goals Attempted	18, Georgetown (2/27/10)
Field Goal Percentage	8.0% (2-25), California (11/26/10)
3 PT Field Goals Made	0, on 21 occasions
3 PT Field Goals Attempted	1, Marquette (3/14/13)
3 PT Field Goal Percentage	0.0%, on 21 occasions
3 PT Field Goal Percentage (min 10 att)	10.0% (1-10), at NC State (2/18/17)
Free Throws Made	0, on 41 occasions
Free Throws Attempted	0, on 21 occasions
Free Throw Percentage	22.2% (2-9), Florida State (2/11/17)*
Total Rebounds	7, Georgetown (2/27/10) 7, Maine (11/22/10)*
Assists	1, on four occasions
Steals	0, on 24 occasions
Blocked Shots	0, on 78 occasions
Turnovers	1, on 10 occasions
Fouls	1, on three occasions

## OPPONENT - TEAM GAME LOWS (2ND HALF)

Points	8, Monmouth (11/16/07)
Field Goals Made	3, Monmouth (11/16/07)
Field Goals Attempted	16, Wake Forest (3/12/14)
Field Goal Percentage	13.0% (3-23), Monmouth (11/16/07)
3 PT Field Goals Made	0, on 21 occasions
3 PT Field Goals Attempted	2 on three occasions
3 PT Field Goal Percentage	0.0% on 20 occasions
Free Throws Made	0, on seven occasions
Free Throws Attempted	0, on two occasions
Free Throw Percentage	0.0%, on seven occasions
Total Rebounds	5, Boston College (2/21/15)
Assists	1 on five occasions
Steals	0, on 20 occasions
Blocked Shots	0, on 66 occasions
Turnovers	0, Monmouth (11/26/15) 0, West Virginia (3/10/04) 0, Pittsburgh (1/31/09)
Fouls	2, Boston College (1/7/16) 2, Connecticut (2/21/05)

## OPPONENT - TEAM GAME LOWS (TOTAL)

Points	33, Monmouth (11/16/07)
Field Goals Made	12, Bucknell (11/22/02)*
Field Goals Attempted	35, Rutgers (3/1/03)
Field Goal Percentage	21.1% (12-57), Bucknell (11/22/02)*
3 PT Field Goals Made	0, Pittsburgh (2/18/13)
3 PT Field Goals Attempted	7, Seton Hall (2/5/03) 7, Indiana (12/17/11)
3 PT Field Goal Percentage	0.0% (0-8), Pittsburgh (2/18/13)
Free Throws Made	0, Loyola Chicago (12/13/15)* 0, Charleston Southern (11/26/04)*
Free Throws Attempted	0, Charleston Southern (11/26/04)*
Free Throw Percentage	31.8% (7-22), Florida State (2/11/17)*
Total Rebounds	17, Kennesaw State (12/19/12)*
Assists	4 on four occasions
Steals	0, Mikwaukee (11/17/15)* 0, Binghamton (11/14/14)*
Blocked Shots	0, on 27 occasions
Turnovers	3 on four occasions
Fouls	7, Connecticut (1/24/09)* 7, Connecticut (2/28/09)

\* - Indicates games played at Purcell Pavilion

# NOTRE DAME HIGHS & LOWS IN AN ACC GAME

## NOTRE DAME – TEAM GAME HIGHS (1ST HALF)

Points	45 vs. NC State (3/5/16)*
Field Goals Made	19 vs. Duke (1/16/16)
Field Goals Attempted	38 vs. Georgia Tech (1/11/14)
Field Goal Percentage	73.7% (14-19) vs. Pittsburgh (3/1/14)*
3 PT Field Goals Made	8 vs. Clemson (1/7/17)*
3 PT Field Goals Attempted	18 vs. Clemson (1/7/17)*
3 PT Field Goals Percentage	77.8% (7-9) vs. Pittsburgh (3/1/14)*
Free Throws Made	12 vs. Wake Forest (2/17/15)*
Free Throws Attempted	14 vs. North Carolina (2/6/16)*
Free Throw Percentage	100.0% on 11 occasions
Total Rebounds	24 vs. Georgia Tech (1/13/16)*
Assists	13 vs. Clemson (3/7/15)*
Steals	7 vs. Syracuse (1/21/17)*
Blocked Shots	8 vs. Wake Forest (2/7/17)*
Turnovers	13 at Florida State (1/18/17)
Fouls	12 vs. Duke (1/16/16)

## NOTRE DAME – TEAM GAME HIGHS (2ND HALF)

Points	54 vs. Clemson (2/8/16)
Field Goals Made	18 vs. Boston College (1/7/16)
Field Goals Attempted	18 vs. Boston College (2/21/15)
Field Goal Percentage	36 vs. Duke (1/16/16)
3 PT Field Goals Made	36 vs. North Carolina State (1/7/14)*
3 PT Field Goals Attempted	36 vs. Duke (2/7/15)
3 PT Field Goals Percentage	75.0% (18-24) vs. Boston College (2/21/15)
Free Throws Made	9 vs. Wake Forest (2/7/17)*
Free Throws Attempted	9 at Florida State (1/18/17)
Free Throw Percentage	18 at NC State (2/18/17)
Total Rebounds	75.0% (9-12) at Florida State (1/18/17)
Assists	19 vs. North Carolina (2/6/16)*
Steals	24 vs. North Carolina (2/6/16)*
Blocked Shots	100.0% (15-15) vs. Wake Forest (2/17/15)*
Turnovers	100.0% (10-10) vs. Boston College (2/21/15)
Fouls	24 vs. North Carolina State (1/7/14)*
	24 vs. North Carolina (2/6/16)*
Assists	11 on four occasions
Steals	7 vs. Miami (2/19/14)
Blocked Shots	6 vs. Pittsburgh (1/9/16)*
Turnovers	9 vs. Miami (3/12/15)
Fouls	16 vs. Maryland (1/15/14)

## NOTRE DAME – TEAM GAME HIGHS (TOTAL)

Points	90 vs. North Carolina (3/14/15)
Field Goals Made	35 vs. Boston College (2/21/15)
Field Goals Attempted	70 vs. Georgia Tech (1/11/14)
Field Goal Percentage	66.0% (35-53) vs. Boston College (2/21/15)
3 PT Field Goals Made	15, (15-21), 71.4% at Florida State (1/18/17)
3 PT Field Goals Attempted	15, (15-32), 46.8% vs. Clemson (1/7/17)*
3 PT Field Goals Percentage	32 vs. Clemson (1/7/17)*
Free Throws Made	31 vs. North Carolina (2/6/16)*
Free Throws Attempted	38 vs. North Carolina (2/6/16)*
Free Throw Percentage	71.4% (15-21) at Florida State (1/18/17)
Total Rebounds	96.4% (27-28) vs. Wake Forest (2/17/15)*
Assists	43 on five occasions
Steals	20 vs. Syracuse (1/21/17)*
Blocked Shots	20 vs. Clemson (3/7/15)*
Turnovers	12 vs. Wake Forest (2/17/15)*
Fouls	12 vs. Wake Forest (2/7/17)*
	20 vs. Virginia (1/28/14)*
	24 vs. Wake Forest (3/12/14)

## NOTRE DAME – TEAM GAME LOWS (1ST HALF)

Points	18 vs. Syracuse (2/3/14)
Field Goals Made	5 vs. Syracuse (2/24/15)*
Field Goals Attempted	19 vs. Virginia (1/28/14)*
Field Goal Percentage	19 vs. Pittsburgh (3/1/14)*
3 PT Field Goals Made	20.8% (5-24) vs. Syracuse (2/24/15)*
3 PT Field Goals Attempted	0 vs. North Carolina (2/6/16)*
3 PT Field Goals Percentage	4 on three occasions
Free Throws Made	9.1% (1-11) vs. NC State (1/25/15)
Free Throws Attempted	0 vs. Boston College (2/21/15)
Free Throw Percentage	2 on seven occasions
Total Rebounds	0.0% (0-2) vs. Boston College (2/21/15)
Assists	8 vs. Pittsburgh (1/9/16)*
Steals	8 vs. Pittsburgh (3/1/14)*
Blocked Shots	2 vs. North Carolina (3/11/16)
Turnovers	0 on six occasions
Fouls	0 on 13 occasions
	0 vs. Pittsburgh (1/9/16)*
	3 at NC State (2/18/17)
	3 vs. Miami (1/17/15)*
	3 vs. Boston College (2/4/15)*

## NOTRE DAME – TEAM GAME LOWS (2ND HALF)

Points	19 vs. Virginia (2/22/14)
Field Goals Made	6 vs. Miami (3/12/15)
Field Goals Attempted	15 vs. Virginia (2/22/14)
Field Goal Percentage	26.9 (7-26) vs. North Carolina (3/11/16)
3 PT Field Goals Made	0 on three occasions
3 PT Field Goals Attempted	2 vs. Duke (3/13/15)
3 PT Field Goals Percentage	0.0% on three occasions
Free Throws Made	1 vs. Clemson (1/7/17)*
Free Throws Attempted	1 vs. Miami (2/19/14)
Free Throw Percentage	1 vs. Virginia (2/22/14)
Total Rebounds	2 vs. Clemson (1/7/17)*
Assists	2 vs. Miami (2/19/14)
Steals	20.0% (1-5) vs. Virginia (2/22/14)
Blocked Shots	9 vs. Georgia Tech (20) (1/3/15)*
Turnovers	3 vs. Virginia (1/24/17)*
Fouls	3 vs. Miami (3/12/15)
	0 on four occasions
	0 on 17 occasions
	1 on four occasions
	4 at Miami (1/12/17)
	4 vs. Boston College (2/4/15)*

## NOTRE DAME – TEAM GAME LOWS (TOTAL)

Points	49 vs. Virginia (2/22/14)*
Field Goals Made	15 vs. North Carolina (3/11/16)
Field Goals Attempted	42 vs. Pittsburgh (3/1/14)*
Field Goal Percentage	30.0% (15-50) vs. North Carolina (3/11/16)
3 PT Field Goals Made	2 on four occasions
3 PT Field Goals Attempted	8 vs. Duke (3/13/15)
3 PT Field Goals Percentage	12.5% (2-16) vs. Wake Forest (1/25/14)
Free Throws Made	2 vs. Virginia (2/22/14)
Free Throws Attempted	6 vs. Miami (2/19/14)
Free Throw Percentage	28.6% (2-7) vs. Virginia (2/22/14)
Total Rebounds	22 vs. Virginia (1/24/17)*
Assists	22 vs. Pittsburgh (3/1/14)*
Steals	8 four times, most recent
Blocked Shots	8 vs. North Carolina (3/11/16)
Turnovers	1 vs. Virginia (2/22/14)
Fouls	0 on four occasions
	2 vs. North Carolina (2/6/16)*
	7 vs. Boston College (2/4/15)*

\* - Indicates games played at Purcell Pavilion

# OPPONENT HIGHS & LOWS IN AN ACC GAME

## OPPONENT – TEAM GAME HIGHS (1ST HALF)

Points	50, Duke (1/16/16)
	50, Duke (2/7/15)
Field Goals Made	18, NC State (1/25/15)
Field Goals Attempted	38, Florida State (12/13/14)*
Field Goal Percentage	81.0% (17-21), Duke (2/7/15)
3 PT Field Goals Made	8, Duke (1/4/14)*
3 PT Field Goals Attempted	19, Pittsburgh (12/31/16)
3 PT Field Goal Percentage (min. 5 att.)	87.5% (7-8), Duke (2/7/15)
Free Throws Made	9 on six occasions
Free Throws Attempted	14, Duke (1/16/16)
Free Throw Percentage	100.0% on eight occasions
Total Rebounds	24, North Carolina (2/5/17)
	24, Wake Forest (2/24/16)
Assists	13, at Boston College (2/14/17)
	13, North Carolina (2/5/17)
	13, NC State (1/25/15)
Steals	8, Virginia (1/28/14)*
Blocked Shots	7, Miami (1/12/17)
Turnovers	15, Florida State (1/18/17)
Fouls	10, Virginia Tech (1/19/14)*
	10, Syracuse (2/24/15)*

## OPPONENT – TEAM GAME HIGHS (2ND HALF)

Points	54, Clemson (2/8/16)
Field Goals Made	20, Clemson (2/8/16)
Field Goals Attempted	44, Clemson (2/11/14)*
Field Goal Percentage	76.2% (16-21), Virginia (2/22/14)
3 PT Field Goals Made	6, Boston College (1/7/16)
	6, North Carolina (3/14/15)
3 PT Field Goals Attempted	18, Clemson (2/11/14)*
3 PT Field Goal Percentage	80.0% (4-5), Wake Forest (3/12/14)
Free Throws Made	20, Duke (1/30/17)*
Free Throws Attempted	25, Wake Forest (3/12/14)
Free Throw Percentage	100.0% (6-6), Boston College (1/7/16)
	100.0% (10-10), Miami (2/19/14)
Total Rebounds	28, Miami (1/12/17)
	28, Duke (2/7/15)
Assists	12, North Carolina (3/11/16)
	12, Pittsburgh (1/31/15)
Steals	8, North Carolina (2/8/14)*
Blocked Shots	7, Florida State (1/18/17)
Turnovers	10, Wake Forest (3/12/14)
Fouls	18, Duke (1/30/17)*

## OPPONENT – TEAM GAME HIGHS (TOTAL)

Points	90, Duke (2/7/15)
Field Goals Made	35, North Carolina (3/14/15)
Field Goals Attempted	73, Georgia Tech (201) (1/3/15)*
Field Goal Percentage	63.6% (28-44), Virginia (2/22/14)
3 PT Field Goals Made	12, Pittsburgh (12/31/16)
	12, Duke (1/4/14)*
3 PT Field Goals Attempted	31, Pittsburgh (12/31/16)
3 PT Field Goal Percentage	70.0% (7-10), Wake Forest (3/12/14)
Free Throws Made	25, North Carolina State (1/7/14)*
Free Throws Attempted	32, North Carolina State (1/7/14)*
	32, Wake Forest (3/12/14)
Free Throw Percentage (min 10 att.)	100.0% (12-12), Boston College (1/7/16)
Total Rebounds	49, North Carolina (3/11/16)
Assists	24, Pittsburgh (1/31/15)
Steals	13, North Carolina (2/8/14)
Blocked Shots	12, Miami (1/12/17)
Turnovers	17, Virginia Tech (1/19/14)*
Fouls	27, Duke (1/30/17)*

\* - Indicates games played at Purcell Pavilion

## OPPONENT – TEAM GAME LOWS (1ST HALF)

Points	24, Boston College (1/7/16)
	24, Virginia Tech (1/19/14)*
	24, Virginia (1/10/15)*
Field Goals Made	8, Boston College (1/7/16)
Field Goals Attempted	21, Miami (2/19/14)
	21, Duke (2/7/15)
Field Goal Percentage	25% (9-36), Georgia Tech (1/13/16)*
3 PT Field Goals Made	1 on 11 occasions
3 PT Field Goals Attempted	5, Boston College (1/7/16)*
3 PT Field Goal Percentage	10.0% (1-10), at NC State (2/18/17)
	10.0% (1-10), vs. Miami (3/12/15)
Free Throws Made	0 on seven occasions
Free Throws Attempted	0, three times, most recent
	0, Virginia (1/14/17)*
Free Throw Percentage	22.2% (2-9), Florida State (2/11/17)*
Total Rebounds	9, Virginia (1/28/14)*
Assists	1, on three occasions
Steals	0 on five occasions
Blocked Shots	0 on 10 occasions
Turnovers	1, Georgia Tech (2/26/14)*
Fouls	2, Boston College (2/4/15)*

## OPPONENT – TEAM GAME LOWS (2ND HALF)

Points	20, Boston College (1/23/16)*
Field Goals Made	6, Georgia Tech (1/14/15)
	6, Boston College (1/23/16)*
Field Goals Attempted	16, Wake Forest (3/12/14)
Field Goal Percentage	20.0% (6-30), Boston College (1/23/16)*
3 PT Field Goals Made	0, North Carolina (3/3/14)
3 PT Field Goals Attempted	2, North Carolina (3/3/14)
	2, Pittsburgh (1/31/15)
3 PT Field Goal Percentage min 5 att	16.7% (1-6), Clemson (1/7/17)*
Free Throws Made	1, Boston College (2/4/15)*
Free Throws Attempted	2, Boston College (2/4/15)*
Free Throw Percentage	30.8% (4-13), North Carolina (3/3/14)
Total Rebounds	5, Boston College (2/21/15)
Assists	3, Duke (1/30/17)*
	3, Duke (1/4/14)*
Steals	0 on six occasions
Blocked Shots	0 on 12 occasions
Turnovers	2 on four occasions
Fouls	2, Boston College (1/7/16)

## OPPONENT – TEAM GAME LOWS (TOTAL)

Points	49, Boston College (1/23/16)*
Field Goals Made	16, Boston College (1/23/16)*
Field Goals Attempted	41, Wake Forest (3/12/14)
Field Goal Percentage	28.6% (16-56), Boston College (1/23/16)*
3 PT Field Goals Made	3 on three occasions
3 PT Field Goals Attempted	8, Pittsburgh (1/31/15)
3 PT Field Goal Percentage	17.6% (3-17), vs. Duke (3/13/15)
Free Throws Made	3, Boston College (2/4/15)*
Free Throws Attempted	5, Clemson (2/10/15)
Free Throw Percentage	31.8% (7-22), Florida State (2/11/17)*
Total Rebounds	20, Boston College (2/21/15)
Assists	5, Miami (3/12/15)
Steals	1 on three occasions
Blocked Shots	0, Miami (3/12/15)
Turnovers	6, Duke (1/4/14)*
	6, Georgia Tech (2/26/14)*
	6, Miami (3/3/16)*
Fouls	10, Miami (2/19/14)



# NOTRE DAME BROADCAST ROSTER




**0 REX PFLUEGER**  
SO | G | 6-6 | 200  
DANA POINT, CA



**1 AUSTIN TORRES**  
SO | F | 6-7 | 241  
GRANGER, IN



**2 T.J. GIBBS**  
FR | G | 6-3 | 200  
SCOTCH PLAINS, NJ




**3 V.J. BEACHEM**  
SR | F | 6-8 | 201  
FORT WAYNE, IN



**4 MATT RYAN**  
SO | F | 6-7 | 228  
CORTLANDT MANOR, NY



**5 MATT FARRELL**  
JR | G | 6-1 | 178  
BRIDGEWATER, NJ



**12 ELIJAH BURNS**  
SO | F | 6-8 | 235  
TROY, NY



**13 NIKOLA DJOGO**  
FR | G | 6-7 | 203  
HAMILTON, ONTARIO



**21 MATT GREGORY**  
JR | F | 6-8 | 201  
AVON, IN



**23 MARTINAS GEBEN**  
JR | F | 6-10 | 255  
VILNIUS, LITHUANIA



**32 STEVE VASTURIA**  
SR | G | 6-6 | 212  
MEDFORD, NJ



**33 JOHN MOONEY**  
FR | F | 6-9 | 245  
ORLANDO, FL



**34 PATRICK MAZZA**  
GR | F | 6-10 | 255  
GLEN ELLYN, IL



**35 BONZIE COLSON**  
JR | F | 6-5 | 225  
NEW BEDFORD, MA




**MIKE BREY**  
HEAD COACH



**ROD BALANIS**  
ASSOCIATE HEAD COACH



**RYAN AYERS**  
ASSISTANT COACH



**RYAN HUMPHREY**  
ASSISTANT COACH



**ERIC ATKINS**  
VIDEO COORDINATOR



**HAROLD SWANAGAN**  
DIRECTOR OF OPERATIONS

**2016-17 Notre Dame Men's Basketball**  
**Notre Dame Combined Team Statistics (as of Feb 18, 2017)**  
**All games**

<b>RECORD:</b>	<b>OVERALL</b>	<b>HOME</b>	<b>AWAY</b>	<b>NEUTRAL</b>
ALL GAMES	21-7	14-2	5-3	2-2
CONFERENCE	10-5	5-2	5-3	0-0
NON-CONFERENCE	11-2	9-0	0-0	2-2

#	Player	gp-gs	min	avg	Total		3-Point		F-Throw		Rebounds						pts	avg				
					fg-fga	fg%	3fg-fga	3fg%	ft-fa	ft%	off	def	tot	avg	pf	dq			a	to	blk	stl
35	Colson,Bonzie	28-28	880	31.4	174-334	.521	14-41	.341	106-131	.809	81	214	295	10.5	63	0	48	38	40	30	468	16.7
03	Beachem,VJ	28-28	951	34.0	153-343	.446	73-185	.395	52-63	.825	18	88	106	3.8	35	0	24	34	34	25	431	15.4
05	Farrell,Matt	28-28	959	34.2	136-304	.447	65-150	.433	61-74	.824	7	53	60	2.1	54	0	156	72	5	40	398	14.2
32	Vasturia,Steve	28-28	956	34.1	132-296	.446	48-129	.372	80-87	.920	18	90	108	3.9	60	1	93	47	3	36	392	14.0
02	Gibbs,TJ	28-1	427	15.3	44-112	.393	17-46	.370	43-53	.811	9	31	40	1.4	42	0	54	22	1	22	148	5.3
00	Pflueger,Rex	27-3	548	20.3	47-103	.456	21-52	.404	13-17	.765	13	51	64	2.4	46	0	47	19	12	25	128	4.7
04	Ryan,Matt	28-0	214	7.6	34-78	.436	30-68	.441	3-4	.750	6	21	27	1.0	24	0	11	13	1	4	101	3.6
23	Geben,Martinas	27-23	365	13.5	35-57	.614	0-0	.000	20-26	.769	33	67	100	3.7	56	3	22	15	9	8	90	3.3
01	Torres,Austin	28-1	229	8.2	21-35	.600	0-0	.000	4-14	.286	21	26	47	1.7	40	0	6	6	7	8	46	1.6
33	Mooney,John	11-0	45	4.1	5-8	.625	2-4	.500	2-2	1.000	6	13	19	1.7	5	0	2	1	1	1	14	1.3
12	Burns,Elijah	10-0	43	4.3	1-4	.250	0-1	.000	7-8	.875	5	5	10	1.0	5	0	0	2	1	1	9	0.9
34	Mazza,Patrick	3-0	3	1.0	0-0	.000	0-0	.000	0-0	.000	0	0	0	0.0	0	0	0	0	0	0	0	0.0
21	Gregory,Matt	4-0	5	1.3	0-4	.000	0-4	.000	0-0	.000	0	0	0	0.0	0	0	0	0	0	0	0	0.0
Team											47	39	86		2		6					
Total.....		28	5625		782-1678	.466	270-680	.397	391-479	.816	264	698	962	34.4	432	4	463	275	114	200	2225	79.5
Opponents.....		28	5625		708-1663	.426	195-585	.333	339-462	.734	314	675	989	35.3	452	-	373	353	118	152	1950	69.6

<b>TEAM STATISTICS</b>	<b>ND</b>	<b>OPP</b>	<b>Date</b>	<b>Opponent</b>	<b>Score</b>	<b>Att.</b>
SCORING	2225	1950	11/12/16	BRYANT	w 89-64	7062
Points per game	79.5	69.6	11/16/16	SEATTLE	w 92-49	6598
Scoring margin	+9.8	-	11/18/16	LOYOLA	w 83-48	8894
FIELD GOALS-ATT	782-1678	708-1663	11/21/16	vs Colorado	w 89-83	6780
Field goal pct	.466	.426	11/22/16	vs Northwestern	w 70-66	5711
3 POINT FG-ATT	270-680	195-585	11/26/16	CHICAGO STATE	w 91-60	6804
3-point FG pct	.397	.333	11/29/16	IOWA	w 92-78	7660
3-pt FG made per game	9.6	7.0	12/04/16	NORTH CAROLINA A&T	w 107-53	7801
FREE THROWS-ATT	391-479	339-462	12/06/16	FORT WAYNE	w 87-72	7204
Free throw pct	.816	.734	12/10/16	vs Villanova	L 66-74	16165
F-Throws made per game	14.0	12.1	12/17/16	vs Purdue	L 81-86	18684
REBOUNDS	962	989	12/19/16	COLGATE	w 77-62	6817
Rebounds per game	34.4	35.3	12/28/16	SAINT PETER'S	w 63-55	8550
Rebounding margin	-1.0	-	* 12/31/16	at Pitt	Wot 78-77	10131
ASSISTS	463	373	* 1/4/17	LOUISVILLE	w 77-70	8420
Assists per game	16.5	13.3	* 1/7/17	CLEMSON	w 75-70	9149
TURNOVERS	275	353	* 1/12/17	at Miami	w 67-62	7972
Turnovers per game	9.8	12.6	* 1/14/17	at Virginia Tech	w 76-71	9567
Turnover margin	+2.8	-	* 01/18/17	at Florida State	L 80-83	10535
Assist/turnover ratio	1.7	1.1	* 1/21/17	SYRACUSE	w 84-66	9149
STEALS	200	152	* 1/24/17	VIRGINIA	L 54-71	9149
Steals per game	7.1	5.4	* 1/28/17	at Georgia Tech	L 60-62	8600
BLOCKS	114	118	* 1/30/17	DUKE	L 74-84	9149
Blocks per game	4.1	4.2	* 2/5/17	at North Carolina	L 76-83	17051
ATTENDANCE	130406	132119	* 2/7/17	WAKE FOREST	w 88-81	8851
Home games-Avg/Game	16-8150	8-10597	* 2/11/17	FLORIDA STATE	w 84-72	9149
Neutral site-Avg/Game	-	4-11835	* 2/14/17	at Boston College	w 84-76	4321
			* 02/18/17	at NC State	w 81-72	16602

<b>Score by Periods</b>	<b>1st</b>	<b>2nd</b>	<b>OT</b>	<b>Totals</b>
Notre Dame	1088	1127	10	2225
Opponents	921	1020	9	1950

\* - Conference game

**2016-17 Notre Dame Men's Basketball  
Notre Dame Combined Team Statistics (as of Feb 18, 2017)  
Conference games**

<b>RECORD:</b>	<b>OVERALL</b>	<b>HOME</b>	<b>AWAY</b>	<b>NEUTRAL</b>
ALL GAMES	10-5	5-2	5-3	0-0
CONFERENCE	10-5	5-2	5-3	0-0
NON-CONFERENCE	0-0	0-0	0-0	0-0

#	Player	gp-gs	min	avg	Total		3-Point		F-Throw		Rebounds				a	to	blk	stl	pts	avg		
					fg-fga	fg%	3fg-fga	3fg%	ft-fa	ft%	off	def	tot	avg							pf	dq
35	Bonzie Colson	15-15	491	32.7	97-179	.542	6-15	.400	57-77	.740	41	121	162	10.8	38	0	22	20	22	13	257	17.1
03	VJ Beachem	15-15	527	35.1	84-183	.459	42-102	.412	18-22	.818	12	37	49	3.3	22	0	7	15	22	12	228	15.2
05	Matt Farrell	15-15	555	37.0	76-174	.437	42-89	.472	33-45	.733	4	28	32	2.1	29	0	81	44	2	24	227	15.1
32	Steve Vasturia	15-15	544	36.3	68-165	.412	23-73	.315	46-50	.920	8	57	65	4.3	35	0	52	29	3	20	205	13.7
02	TJ Gibbs	15-1	242	16.1	22-63	.349	7-21	.333	28-33	.848	5	15	20	1.3	28	0	20	13	0	13	79	5.3
00	Rex Pflueger	15-3	320	21.3	23-55	.418	12-31	.387	8-10	.800	6	30	36	2.4	32	0	26	17	5	14	66	4.4
23	Martinas Geben	14-10	161	11.5	11-20	.550	0-0	.000	11-12	.917	10	23	33	2.4	23	1	10	7	0	2	33	2.4
01	Austin Torres	15-1	116	7.7	12-19	.632	0-0	.000	2-8	.250	14	14	28	1.9	20	0	0	3	4	3	26	1.7
04	Matt Ryan	15-0	61	4.1	6-20	.300	5-17	.294	0-0	.000	1	5	6	0.4	6	0	2	2	0	0	17	1.1
12	Elijah Burns	3-0	4	1.3	0-0	.000	0-0	.000	0-0	.000	0	0	0	0.0	0	0	0	0	0	0	0	0.0
33	John Mooney	3-0	4	1.3	0-1	.000	0-0	.000	0-0	.000	0	0	0	0.0	0	0	0	1	0	0	0	0.0
Team											29	22	51		2		4					
Total.....		15	3025		399-879	.454	137-348	.394	203-257	.790	130	352	482	32.1	235	1	220	155	58	101	1138	75.9
Opponents.....		15	3025		408-898	.454	96-282	.340	188-271	.694	176	377	553	36.9	249	-	210	181	77	93	1100	73.3

<b>TEAM STATISTICS</b>	<b>ND</b>	<b>OPP</b>	<b>Date</b>	<b>Opponent</b>	<b>Score</b>	<b>Att.</b>
SCORING	1138	1100	* 12/31/16	at Pitt	Wot 78-77	10131
Points per game	75.9	73.3	* 1/4/17	LOUISVILLE	w 77-70	8420
Scoring margin	+2.5	-	* 1/7/17	CLEMSON	w 75-70	9149
FIELD GOALS-ATT	399-879	408-898	* 1/12/17	at Miami	w 67-62	7972
Field goal pct	.454	.454	* 1/14/17	at Virginia Tech	w 76-71	9567
3 POINT FG-ATT	137-348	96-282	* 01/18/17	at Florida State	L 80-83	10535
3-point FG pct	.394	.340	* 1/21/17	SYRACUSE	w 84-66	9149
3-pt FG made per game	9.1	6.4	* 1/24/17	VIRGINIA	L 54-71	9149
FREE THROWS-ATT	203-257	188-271	* 1/28/17	at Georgia Tech	L 60-62	8600
Free throw pct	.790	.694	* 1/30/17	DUKE	L 74-84	9149
F-Throws made per game	13.5	12.5	* 2/5/17	at North Carolina	L 76-83	17051
REBOUNDS	482	553	* 2/7/17	WAKE FOREST	w 88-81	8851
Rebounds per game	32.1	36.9	* 2/11/17	FLORIDA STATE	w 84-72	9149
Rebounding margin	-4.7	-	* 2/14/17	at Boston College	w 84-76	4321
ASSISTS	220	210	* 02/18/17	at NC State	w 81-72	16602
Assists per game	14.7	14.0				
TURNOVERS	155	181				
Turnovers per game	10.3	12.1				
Turnover margin	+1.7	-				
Assist/turnover ratio	1.4	1.2				
STEALS	101	93				
Steals per game	6.7	6.2				
BLOCKS	58	77				
Blocks per game	3.9	5.1				
ATTENDANCE	63016	84779				
Home games-Avg/Game	7-9002	8-10597				
Neutral site-Avg/Game	-	0-0				

<b>Score by Periods</b>	<b>1st</b>	<b>2nd</b>	<b>OT</b>	<b>Totals</b>
Notre Dame	522	606	10	1138
Opponents	533	558	9	1100

**2016-17 Notre Dame Men's Basketball  
Notre Dame Combined Team Statistics (as of Feb 18, 2017)**

LAST FIVE GAMES

<b>RECORD:</b>	<b>OVERALL</b>	<b>HOME</b>	<b>AWAY</b>	<b>NEUTRAL</b>
ALL GAMES	4-1	2-0	2-1	0-0
CONFERENCE	4-1	2-0	2-1	0-0
NON-CONFERENCE	0-0	0-0	0-0	0-0

#	Player	gp-gs	min	avg	Total		3-Point		F-Throw		Rebounds						pts	avg				
					fg-fga	fg%	3fg-fga	3fg%	ft-fa	ft%	off	def	tot	avg	pf	dq			a	to	blk	stl
35	Bonzie Colson	5-5	168	33.6	42-67	.627	4-6	.667	22-28	.786	9	43	52	10.4	14	0	8	8	9	5	110	22.0
03	VJ Beachem	5-5	182	36.4	31-64	.484	20-46	.435	9-10	.900	5	11	16	3.2	11	0	0	5	11	4	91	18.2
05	Matt Farrell	5-5	186	37.2	26-58	.448	17-39	.436	10-13	.769	0	12	12	2.4	7	0	29	13	1	7	79	15.8
32	Steve Vasturia	5-5	180	36.0	21-49	.429	5-24	.208	20-22	.909	4	23	27	5.4	13	0	18	8	1	7	67	13.4
02	TJ Gibbs	5-1	94	18.8	4-23	.174	1-8	.125	18-19	.947	2	5	7	1.4	11	0	10	2	0	6	27	5.4
00	Rex Pflueger	5-3	119	23.8	9-20	.450	3-7	.429	3-3	1.000	3	12	15	3.0	11	0	9	8	4	3	24	4.8
04	Matt Ryan	5-0	22	4.4	3-6	.500	3-6	.500	0-0	.000	0	2	2	0.4	2	0	1	1	0	0	9	1.8
01	Austin Torres	5-1	32	6.4	2-4	.500	0-0	.000	0-0	.000	4	4	8	1.6	5	0	0	1	0	0	4	0.8
23	Martinas Geben	4-0	15	3.8	1-3	.333	0-0	.000	0-0	.000	2	1	3	0.8	8	0	2	0	0	0	2	0.5
33	John Mooney	1-0	1	1.0	0-0	.000	0-0	.000	0-0	.000	0	0	0	0.0	0	0	0	0	0	0	0	0.0
12	Elijah Burns	1-0	1	1.0	0-0	.000	0-0	.000	0-0	.000	0	0	0	0.0	0	0	0	0	0	0	0	0.0
Team											9	11	20					1				
Total.....		5	1000		139-294	.473	53-136	.390	82-95	.863	38	124	162	32.4	82	0	77	47	26	32	413	82.6
Opponents.....		5	1000		144-308	.468	28-87	.322	68-106	.642	58	128	186	37.2	89	-	80	55	20	30	384	76.8

<b>TEAM STATISTICS</b>	<b>ND</b>	<b>OPP</b>	<b>Date</b>	<b>Opponent</b>	<b>Score</b>	<b>Att.</b>
SCORING	413	384	* 2/5/17	at North Carolina	L 76-83	17051
Points per game	82.6	76.8	* 2/7/17	WAKE FOREST	w 88-81	8851
Scoring margin	+5.8	-	* 2/11/17	FLORIDA STATE	w 84-72	9149
FIELD GOALS-ATT	139-294	144-308	* 2/14/17	at Boston College	w 84-76	4321
Field goal pct	.473	.468	* 02/18/17	at NC State	w 81-72	16602
3 POINT FG-ATT	53-136	28-87	* - Conference game			
3-point FG pct	.390	.322				
3-pt FG made per game	10.6	5.6				
FREE THROWS-ATT	82-95	68-106				
Free throw pct	.863	.642				
F-Throws made per game	16.4	13.6				
REBOUNDS	162	186				
Rebounds per game	32.4	37.2				
Rebounding margin	-4.8	-				
ASSISTS	77	80				
Assists per game	15.4	16.0				
TURNOVERS	47	55				
Turnovers per game	9.4	11.0				
Turnover margin	+1.6	-				
Assist/turnover ratio	1.6	1.5				
STEALS	32	30				
Steals per game	6.4	6.0				
BLOCKS	26	20				
Blocks per game	5.2	4.0				
ATTENDANCE	18000	37974				
Home games-Avg/Game	2-9000	3-12658				
Neutral site-Avg/Game	-	0-0				

<b>Score by Periods</b>	<b>1st</b>	<b>2nd</b>	<b>Totals</b>
Notre Dame	190	223	413
Opponents	191	193	384

**2016-17 Notre Dame Men's Basketball  
Notre Dame Team Game-by-Game Comparison (as of Feb 18, 2017)  
All games**

Opponent	1st	2nd	Score	Mar	Total FG	FG Pct	3-Pointers	3FG Pct	Free Throws	FT Pct	Rebounds	Assist	T/Over	Block	Steal	Fouls
BRYANT	43/31	46/33	89-64	+25	30-61/24-59	.492/.407	3-16/5-21	.188/.238	26-29/11-17	.897/.647	34/37 (3)	15/15	3/13	6/2	9/2	16/24
SEATTLE	56/25	36/24	92-49	+43	32-65/16-55	.492/.291	15-34/9-30	.441/.300	13-16/8-11	.813/.727	40/33 +7	23/10	8/21	3/2	12/2	15/15
LOYOLA	38/24	45/24	83-48	+35	34-70/16-54	.486/.296	10-25/7-18	.400/.389	5-8/9-12	.625/.750	46/31 +15	23/10	9/18	8/7	13/5	13/7
Colorado	50/35	39/48	89-83	+6	28-66/29-69	.424/.420	6-17/7-22	.353/.318	27-29/18-19	.931/.947	41/38 +3	11/15	8/10	2/3	7/1	23/20
Northwestern	40/34	30/32	70-66	+4	22-53/24-54	.415/.444	8-18/11-19	.444/.579	18-24/7-8	.750/.875	27/37 (10)	13/15	6/15	1/6	6/2	11/17
CHICAGO STATE	50/31	41/29	91-60	+31	34-66/22-57	.515/.386	17-37/9-26	.459/.346	6-9/7-16	.667/.438	43/30 +13	26/10	11/15	5/0	6/5	17/12
IOWA	41/39	51/39	92-78	+14	26-55/27-71	.473/.380	10-23/12-35	.435/.343	30-33/12-16	.909/.750	45/32 +13	11/22	14/6	6/2	4/8	17/23
NORTH CAROLINA A&T	45/29	62/24	107-53	+54	37-66/19-63	.561/.302	19-35/7-32	.543/.219	14-14/8-10	1000/.800	44/31 +13	29/7	8/13	5/1	8/6	12/14
FORT WAYNE	41/23	46/49	87-72	+15	28-67/28-61	.418/.459	11-35/8-23	.314/.348	20-23/8-8	.870/1000	37/38 (1)	20/11	6/15	3/4	6/5	9/20
Villanova	41/36	25/38	66-74	(8)	27-58/25-50	.466/.500	6-22/4-16	.273/.250	6-6/20-22	1000/.909	25/33 (8)	16/10	9/10	1/4	7/5	17/10
Purdue	52/38	29/48	81-86	(5)	33-67/30-66	.493/.455	8-20/7-18	.400/.389	7-8/19-23	.875/.826	30/40 (10)	18/19	10/9	3/5	4/4	21/13
COLGATE	36/20	41/42	77-62	+15	28-56/20-50	.500/.400	14-31/6-19	.452/.316	7-10/16-18	.700/.889	31/28 +3	23/9	14/18	7/3	12/6	14/16
SAINT PETERS	33/23	30/32	63-55	+8	24-49/20-56	.490/.357	6-19/7-24	.316/.292	9-13/8-11	.692/.727	37/28 +9	15/10	14/9	6/2	5/8	12/12
Pitt	34/36	34/32	78-77	+1	31-69/27-72	.449/.375	9-27/12-31	.333/.387	7-10/11-14	.700/.786	39/45 (6)	18/18	9/9	3/3	6/5	14/13
LOUISVILLE	42/37	35/33	77-70	+7	25-57/25-64	.439/.391	5-12/7-27	.417/.259	22-25/13-18	.880/.722	38/35 +3	6/14	12/11	7/7	5/8	17/21
CLEMSON	33/40	42/30	75-70	+5	28-60/28-57	.467/.491	15-32/7-18	.469/.389	4-6/7-8	.667/.875	29/33 (4)	18/14	10/12	2/5	6/6	13/9
Miami	28/28	39/34	67-62	+5	25-67/24-63	.373/.381	5-20/6-18	.250/.333	12-14/8-14	.857/.571	38/47 (9)	15/7	6/13	1/12	9/3	11/12
Virginia Tech	39/31	37/40	76-71	+5	28-54/28-57	.519/.491	7-18/5-18	.389/.278	13-20/10-18	.650/.556	31/32 (1)	14/12	13/13	4/4	8/4	16/18
Florida State	33/39	47/44	80-83	(3)	27-58/30-60	.466/.500	15-21/7-17	.714/.412	11-15/16-23	.733/.696	29/34 (5)	18/15	18/16	2/11	6/8	21/18
SYRACUSE	41/32	43/34	84-66	+18	29-59/23-55	.492/.418	11-26/6-19	.423/.316	15-16/14-20	.938/.700	39/28 +11	20/8	11/11	2/4	9/10	18/16
VIRGINIA	26/27	28/44	54-71	(17)	20-48/25-54	.417/.463	3-18/9-19	.167/.474	11-17/12-14	.647/.857	22/38 (16)	9/13	10/11	6/1	6/7	10/17
Georgia Tech	31/35	29/27	60-62	(2)	23-57/26-54	.404/.481	7-17/4-16	.412/.250	7-11/6-12	.636/.500	29/37 (8)	13/18	11/15	1/7	8/8	12/9
DUKE	25/37	49/47	74-84	(10)	24-56/28-54	.429/.519	7-21/5-12	.333/.417	19-28/23-24	.679/.958	26/38 (12)	12/11	8/15	4/3	6/4	21/27
North Carolina	34/42	42/41	76-83	(7)	25-56/30-61	.446/.492	9-26/6-17	.346/.353	17-20/17-28	.850/.607	25/44 (19)	14/23	9/11	6/6	1/7	21/22
WAKE FOREST	36/41	52/40	88-81	+7	29-59/28-70	.492/.400	13-27/8-21	.481/.381	17-21/17-21	.810/.810	35/43 (8)	17/17	7/9	12/3	6/3	16/18
FLORIDA STATE	40/31	44/41	84-72	+12	29-59/31-66	.492/.470	7-22/3-15	.318/.200	19-21/17-22	.905/.318	41/34 +7	15/10	13/9	4/6	6/8	17/19
Boston College	39/49	45/27	84-76	+8	27-62/25-53	.435/.472	11-31/8-20	.355/.400	19-21/18-22	.905/.818	33/32 +1	14/18	9/14	1/2	8/5	16/16
NC State	41/28	40/44	81-72	+9	29-58/30-58	.500/.517	13-30/3-14	.433/.214	10-12/9-13	.833/.692	28/33 (5)	17/12	9/12	3/3	11/7	12/14

Note: Game totals are displayed in the format TEAM/OPPONENT for each category

**Official Basketball Box Score -- Game Totals -- Final Statistics**  
**Notre Dame vs Georgia Tech**  
**1/28/17 12 p.m. at McCamish Pavilion, Atlanta, Ga.**

**Notre Dame 60 • 17-5, 6-3 ACC**

#	Player		Total		3-Ptr	Rebounds			PF	TP	A	TO	Blk	Stl	Min
			FG-FGA	FG-FGA	FT-FTA	Off	Def	Tot							
03	Beachem, VJ	f	10-16	3-6	0-0	0	4	4	0	23	0	0	0	0	37
23	Geben, Martinas	f	0-2	0-0	2-2	0	1	1	2	2	2	0	0	1	8
35	Colson, Bonzie	f	6-10	0-0	1-3	3	10	13	2	13	1	2	1	1	30
05	Farrell, Matt	g	5-14	3-5	2-2	0	0	0	2	15	4	3	0	3	39
32	Vasturia, Steve	g	1-7	1-4	2-2	1	3	4	3	5	3	3	0	3	39
00	Pflueger, Rex		0-1	0-1	0-0	0	0	0	1	0	2	1	0	0	13
01	Torres, Austin		1-4	0-0	0-2	3	2	5	1	2	0	0	0	0	21
02	Gibbs, TJ		0-2	0-1	0-0	0	0	0	1	0	1	1	0	0	11
04	Ryan, Matt		0-1	0-0	0-0	0	0	0	0	0	0	1	0	0	2
Team						2	0	2							
Totals			23-57	7-17	7-11	9	20	29	12	60	13	11	1	8	200

FG % 1st Half: 11-26 42.3% 2nd half: 12-31 38.7% Game: 23-57 40.4%  
 3FG % 1st Half: 5-9 55.6% 2nd half: 2-8 25.0% Game: 7-17 41.2%  
 FT % 1st Half: 4-6 66.7% 2nd half: 3-5 60.0% Game: 7-11 63.6%

Deadball  
Rebounds  
3

**Georgia Tech 62 • 13-8, 5-4 ACC**

#	Player		Total		3-Ptr	Rebounds			PF	TP	A	TO	Blk	Stl	Min
			FG-FGA	FG-FGA	FT-FTA	Off	Def	Tot							
12	Stephens, Quinton	f	2-8	1-6	0-0	3	10	13	1	5	2	0	3	0	38
44	Lammers, Ben	c	7-14	0-0	1-2	4	6	10	1	15	3	5	3	1	40
05	Okogie, Josh	g	2-5	0-0	4-6	1	5	6	3	8	1	4	1	0	18
11	Heath, Josh	g	4-6	0-2	1-2	1	1	2	2	9	8	3	0	5	39
30	Heyward, Corey	g	0-2	0-2	0-0	2	1	3	0	0	1	0	0	2	38
00	Moore, Justin		0-0	0-0	0-0	0	0	0	0	0	0	0	0	0	1
01	Jackson, Tadic		11-19	3-6	0-2	0	2	2	2	25	3	3	0	0	26
Team						1	0	1							
Totals			26-54	4-16	6-12	12	25	37	9	62	18	15	7	8	200

FG % 1st Half: 15-29 51.7% 2nd half: 11-25 44.0% Game: 26-54 48.1%  
 3FG % 1st Half: 3-8 37.5% 2nd half: 1-8 12.5% Game: 4-16 25.0%  
 FT % 1st Half: 2-4 50.0% 2nd half: 4-8 50.0% Game: 6-12 50.0%

Deadball  
Rebounds  
2,1

Officials: Roger Ayers, Tim Comer, Jeb Hartness  
 Technical fouls: Notre Dame-None. Georgia Tech-None.  
 Attendance: 8600  
 (sell out)

Score by periods	1st	2nd	Total
Notre Dame	31	29	60
Georgia Tech	35	27	62

Points	In Paint	Off T/O	2nd Chance	Fast Break	Bench
ND	27	17	15	7	2
GT	38	18	16	11	25

Last FG - ND 2nd-02:45, GT 2nd-00:01.  
 Largest lead - ND by 10 1st-11:47, GT by 8 1st-02:24.  
 ND led for 13:33. GT led for 19:19. Game was tied for 07:08.

Score tied - 6 times.  
 Lead changed - 5 times.