



2009 UNIVERSITY OF NOTRE DAME MEN'S SOCCER

Sports Information Office
University of Notre Dame
112 Joyce Center
Notre Dame, IN 46556

Phone: 574.631.7516 • Fax: 574.631.7941 • und.com
Men's Soccer Contact: Sean Carroll
(O) 574.631.2664 • (C) 574.340.2177
Carroll.64@nd.edu



NOTRE DAME (9-6-1) at
MICHIGAN STATE (9-4-1)

Wednesday, Oct. 28 • 3:00 p.m. (ET)
Old College Field • East Lansing, Mich.
Notre Dame leads series 10-3-5



2009 Schedule/Results Overall (9-6-1); BIG EAST (7-3-0)

AUGUST

20 Thur. at Northern Illinois (ex) W, 3-0
24 Mon. (10) NORTHWESTERN (ex) (11) W, 1-0

SEPTEMBER

1 Tue. (10) MICHIGAN (21) W, 5-0
4 Fri. (10) vs. Wake Forest! (3) T, 1-1 (2ot)
6 Sun. (10) vs. St. John's! (1) L, 0-2

MIKE BERTICELLI MEMORIAL TOURNAMENT

11 Fri. (10) SEATTLE W, 3-0
13 Sun. (10) NEW MEXICO L, 1-2 (ot)

18 Fri. (20) at DePaul* W, 2-1
20 Sun. (20) at South Florida* (5) L, 1-2
25 Fri. (21) LOUISVILLE* (9) W, 4-0

27 Sun. (21) CINCINNATI* L, 0-1
(CBS College Sports)

OCTOBER

2 Fri. (25) SETON HALL* W, 2-1
7 Wed. (24) at Marquette* W, 2-0
10 Sat. (24) at Providence* W, 1-0 (2ot)
14 Wed. (22) INDIANA (19) L, 0-3
17 Sat. (22) WEST VIRGINIA* L, 0-1
21 Wed. at Georgetown* W, 2-1 (ot)
24 Sat. at Pittsburgh* W, 1-0
28 Wed. at Michigan State 3:00 p.m.
31 Sat. CONNECTICUT* 2:00 p.m.

NOVEMBER

4 Wed. BIG EAST First Round TBA
(Campus Sites)
7 Sat. BIG EAST Quarterfinals TBA
(Campus Sites)
13 Fri. BIG EAST Semifinals TBA
(Morgantown, W. Va.)
15 Sun. BIG EAST Championship TBA
(Morgantown, W. Va.)
20/21 Fri./Sat. NCAA First Round TBA
(Campus Sites)
24 Tue. NCAA Second Round TBA
(Campus Sites)
28/29 Sat./Sun. NCAA Third Round TBA
(Campus Sites)

DECEMBER

4-6 Fri.-Sun. NCAA Quarterfinals TBA
(Campus Sites)
11 Fri. NCAA Semifinals TBA
(Cary, N.C.)
13 Sun. NCAA Championship TBA
(Cary, N.C.)

home games in **BOLD CAPS**; all times local to site

! — adidas/IU Credit Union Classic (Bloomington, Ind.)

* — BIG EAST Conference game

Note: Number in parentheses to left of opponent is Notre Dame's national ranking at time of game; number to right of opponent is its national ranking at time of game.



CONNECTICUT (10-2-3, 7-1-1) at
NOTRE DAME (9-6-1, 7-3-0)

Saturday, Oct. 31 • 2:00 p.m. (ET)
Alumni Stadium • Notre Dame, Ind.
Connecticut leads series 10-6-2



SETTING THE STAGE ...

Notre Dame will conclude its three-game road trip with a non-conference affair at Michigan State on Wednesday (Oct. 28). The match is scheduled for a 3:00 p.m. (ET) kickoff at Old College Field. The Fighting Irish will return home to conclude the regular season with a key BIG EAST Blue Division match up with Connecticut. The Halloween showdown against the Huskies is slated for a 2:00 p.m. (ET) start at Alumni Stadium. Senior day ceremonies will take place prior to the match against Connecticut.

TRACK THE GAMES ...

Both Irish matches this week will feature live stats via Gametracker ... go to the men's soccer schedule on und.com to access the link.

ABOUT THE IRISH ...

Notre Dame is 9-6-1 on the season and 7-3-0 in BIG EAST play ... the Irish posted league wins at Georgetown (2-1 in overtime) and Pittsburgh (1-0) last week ... Notre Dame currently is second in the league's Blue Division ... the Irish already have clinched a spot in the BIG EAST Tournament ... senior forward **Bright Dike** leads the Irish in goals (8) and points (18) ... senior midfielder **Michael Thomas** has a team-best five assists to go along with five goals ... Notre Dame is averaging 1.56 goals per game, while surrendering 0.94 goals per contest ... **Philip Tuttle** and **Andrew Quinn** have both started eight games in goal ... Tuttle is 6-3-0 with four shutouts ... the senior boasts a 0.65 goals-against average and a .750 save percentage ... Quinn, a fifth-year senior, is 3-3-1 with one shutout ... Quinn has a 1.23 goals-against aver-

Notre Dame Men's Soccer Quick Facts

First Varsity Season1977
All-Time Record430-209-66 (.657)
NCAA Tour. Appearances.....12 (1988; 1993-94; 1996; 2001-08)
Best NCAA FinishQuarterfinals (2006 & 2007)

Head CoachBobby Clark
.....(Jordanhill College '67)
Record at Notre Dame115-51-23 (.669)/ninth season
Career Record268-114-48 (.679)/23rd season
Assistant CoachBJ Craig (second season)
.....(Gordon College '93)
Assistant CoachChad Riley (fourth season)
.....(Notre Dame '04)

Conference.....BIG EAST
BIG EAST TitlesTournament (2), Reg. Season (3)
Home Field (Capacity)Alumni Stadium (2,500)

2008 Overall Record.....12-7-2
2008 BIG EAST
Record (Finish)7-2-2 (1st Blue Division)
2008 NCAA TournamentLost to Northwestern in
.....second round, 2-1
Starters Returning/Lost from '08.....8/3
Letter-Winners Returning/Lost from '08.....14/6

Fighting Irish in 2009

At home4-4-0
On the road5-1-0
At neutral sites0-1-1
In the BIG EAST7-3-0
In overtime2-1-1
Play during the day.....4-5-0
Play at night5-1-1
Vs. a team ranked 1-50-2-1
Vs. a team ranked 6-101-0-0
Vs. a team ranked 11-150-0-0
Vs. a team ranked 16-200-1-0
Vs. a team ranked 21-251-0-0
When ...
Scoring first8-1-0
Opponent scores first1-5-1
Leading at halftime3-0-0
Trailing at halftime1-1-1
Tied at halftime5-5-0
Outshooting opponent7-5-1
When being out shot2-0-0
In games decided by ...
One goal5-4-0
Two goals1-1-0
Three or more goals3-1-0

Probable Starters

| Pos. | # | Name (Yr.) | G-A-P |
|------|----|----------------------|-------------------------------------|
| F | 9 | Bright Dike (Sr.) | 8-2-18 |
| F | 5 | Jeb Brovsky (Jr.) | 3-2-8 |
| LM | 18 | Brendan King (So.) | 0-2-2 |
| CM | 8 | Michael Thomas (Sr.) | 5-5-15 |
| CM | 15 | Matt Armstrong (Jr.) | 0-1-1 |
| RM | 6 | Dave Donohue (Sr.) | 0-1-1 |
| LB | 21 | Justin Morrow (Sr.) | 2-0-4 |
| CD | 7 | John Schaefer (Sr.) | 1-0-2 |
| CD | 2 | Aaron Maund (So.) | 0-0-0 |
| RB | 3 | Bilal Duckett (Jr.) | 1-0-2 |
| GK | 0 | Andrew Quinn (Sr.) | 1.23 GAA .769 SV% 3-3-1; 1 SO |
| or | | | |
| GK | 1 | Philip Tuttle (Sr.) | 0.65 GAA .750 SV% 6-3-0; 4 SO |

age and a .769 save percentage ... head coach **Bobby Clark** is in his ninth season with the Irish ... he has a 115-51-23 (.669) record during his Notre Dame tenure.

SERIES HISTORY VERSUS MICHIGAN STATE ...

The Fighting Irish and Spartans will be meeting for the 19th time when they square off on Wednesday ... Notre Dame holds a 10-3-5 advantage in the series ... the Irish topped the Spartans, 3-0, last season at Alumni Field ... Notre Dame is 1-3-4 all-time at Michigan State ... the Spartans won the last contest against the Irish in East Lansing (1-0 in 2007) ... the first meeting between the two schools occurred in 1978, a 2-2 tie in East Lansing ... Notre Dame has out scored Michigan State 32-13 in the series ... five of the contests have gone to overtime, all of them resulting in a tie.

SCOUTING THE SPARTANS ...

Michigan State will carry a 9-4-1 record into Wednesday's match against Notre Dame ... the Spartans have won the last three matches ... Michigan State is 5-2-0 at home this season ... the Spartans are averaging 1.57 goals per game, while allowing 0.64 per contest ... Rubin Bega leads the team in goals (7) and points (18) ... Jeff Ricondo has a team-high seven assists ... Avery Steinlage has accounted for every decision in goal and has a 0.56 goals-against average and a .862 save percentage with six shutouts ... Michigan State went 13-5-2 last season and garnered the No. 4 seed for the NCAA Tournament ... the Spartans fell to Illinois-Chicago on penalty kicks following a scoreless draw in the second round ... head coach Damon Rensing is in his first season at the helm of the Michigan State program.

COMMON OPPONENTS ...

Notre Dame and Michigan State have two common opponents this season (Michigan and Indiana) ... the Irish defeated Michigan, 5-0, in the season opener (Sept. 1), while the Spartans topped Michigan, 2-1, on Oct. 25 ... the Spartans downed Indiana, 1-0 in double-overtime, on Oct. 18 ... Notre Dame fell to Indiana, 3-0, on Oct. 14.

THE LAST TIME ...

Notre Dame claimed a 3-0 win last season over Michigan State at Alumni Field ... the Fighting Irish were ranked 14th at the time of the match, while the Spartans were unranked ... **Bright Dike** gave Notre Dame a 1-0 lead in the 39th minute ... **Jeb Brovsky** made it 2-0 in the 67th minute, while **Michael Thomas** netted the final score in the 86th minute ... **Andrew Quinn** played all 90 minutes in goal and collected the win.

SERIES HISTORY VERSUS CONNECTICUT ...

Notre Dame and Connecticut will be meeting for the 19th time on Saturday ... the Huskies have a 10-6-2 edge in the series ... Connecticut topped Notre Dame 1-0 in overtime last season in Storrs, Conn. ... the Huskies are 3-3-2 all-time at Notre Dame ... the two schools played to a classic 3-3 tie in the last meeting at Notre Dame during the 2007 campaign ... the first meeting in the series took place during the 1986 season at Connecticut ... the Irish won that match in overtime, 2-1 ... that was the only contest between the two schools prior to Notre Dame joining the BIG EAST Conference in 1995.

SCOUTING THE HUSKIES ...

Connecticut brings a 10-2-3 record into its match on Wednesday against Marquette ... the Huskies reside in first place in the BIG EAST Blue Division with a 7-1-1 league mark ... Connecticut is 3-1-2 on the road this season ... the Huskies offense is averaging 1.60 goals per game this season, while the defense is allowing 0.47 per contest ... Tony Cascio leads the team in goals (7) and total points (19) ... Carlos Alvarez has a team-best 11 assists ... Josh Ford has played every minute in goal and carries a 0.44 goals-against average and a .873 save percentage with 11 shutouts ... last season, Connecticut went 11-5-6, including a 6-3-2 mark in the BIG EAST Blue Division to finish second behind the Irish ... the Huskies fell to Creighton, 2-1 in overtime, in the third round of the 2008 NCAA Tournament ... head coach Ray Reid is in his 13th season at Connecticut.

QUOTING CLARK ...

Notre Dame head coach Bobby Clark discusses this week's matches ...
 "This is a big week for us. We have to take it one game at a time and all of our focus is on Michigan State. We've struggled in our last two trips up there, getting a loss and a tie. We need to get out of there with a victory. It's going to be a hard game because they are a good team with some very good players. We'll certainly be focused. We just need to start getting some wins to guarantee ourselves a spot in the NCAA Tournament."

THE LAST TIME ...

Connecticut topped Notre Dame 1-0 in overtime last season in Storrs, Conn. ... the Irish were ranked 13th at the time of the meeting, while the Huskies were 15th ... Cruz Hernandez tallied the golden goal in the 93rd minute ... goalkeeper **Andrew Quinn** made two saves for the Irish, while Josh Ford had three stops for the Huskies.

DOWN TO THE WIRE ...

Connecticut currently is in first place in the BIG EAST Blue Division with 22 points (7-1-1) with two league games remaining (Marquette and Notre Dame) ... Notre Dame is second with 21 points (7-3-0) with one conference match left (Connecticut) ... Georgetown is third with 18 points (6-4-0) with one BIG EAST game remaining (Providence) ... West Virginia is fourth with 17 points (5-2-2) ... the Mountaineers have two league contests left (Providence and Seton Hall) ... all four of those schools already have locked up berths for the 2009 BIG EAST Championship.

UP NEXT ...

Following the conclusion of BIG EAST play on Saturday, Notre Dame will learn its fate for the 2009 league tournament ... if the Irish finish first or second in the Blue Division, they will receive a first-round bye and host a quarterfinal match on Saturday, Nov. 7 ... first-round games are slated for Wednesday, Nov. 4.

BACK ON TRACK ...

Notre Dame snapped its two-game losing skid with victories over Georgetown (2-1 in overtime) and Pittsburgh (1-0) last week.

By the Numbers

(as of Oct. 27)

| | <u>Notre Dame</u> | <u>Michigan State</u> | <u>Connecticut</u> |
|-----------------------------------|-------------------|-----------------------|--------------------|
| <i>Overall Record</i> | 9-6-1 | 9-4-1 | 10-2-3 |
| <i>Conference Record</i> | 7-3-0 | 2-3-0 | 7-1-1 |
| <i>At Home</i> | 4-4-0 | 5-2-0 | 7-1-0 |
| <i>On the Road</i> | 5-1-0 | 1-2-1 | 3-1-2 |
| <i>At Neutral Site</i> | 0-1-1 | 3-0-0 | 0-0-1 |
| <i>Goals For/Against</i> | 25/15 | 22/9 | 24/7 |
| <i>Goals Scored Per Game</i> | 1.56 | 1.57 | 1.60 |
| <i>Goals Allowed Per Game</i> | 0.94 | 0.64 | 0.47 |
| <i>Shots Per Game For/Against</i> | 14.4/10.1 | 11.1/10.8 | 13.3/10.3 |
| <i>Corner Kicks For/Against</i> | 102/76 | 60/67 | 52/62 |
| <i>Saves Per Game For/Against</i> | 3.1/4.8 | 3.9/3.4 | 3.3/3.9 |
| <i>Shutouts For/Against</i> | 6/4 | 7/4 | 11/4 |

THE MICHIGAN STATE SERIES

Notre Dame leads 10-3-5
H: 9-0-1, A: 1-3-4, N: 0-0-0

| Date | Site | Result |
|----------|------------------------|--------|
| 10/7/78 | East Lansing, MI (ot) | T, 2-2 |
| 10/19/79 | Notre Dame, IN | W, 2-0 |
| 10/2/81 | Notre Dame, IN | W, 4-1 |
| 9/14/84 | East Lansing, MI (ot) | T, 2-2 |
| 9/20/85 | Notre Dame, IN (ot) | T, 1-1 |
| 9/19/86 | East Lansing, MI | L, 0-1 |
| 9/18/87 | Notre Dame, IN | W, 3-1 |
| 9/16/88 | East Lansing, MI | W, 5-0 |
| 9/22/89 | Notre Dame, IN | W, 4-1 |
| 9/21/90 | East Lansing, MI | L, 0-1 |
| 9/20/91 | Notre Dame, IN | W, 1-0 |
| 9/18/92 | East Lansing, MI (ot) | T, 2-2 |
| 9/17/93 | Notre Dame, IN | W, 2-0 |
| 11/2/03 | East Lansing, MI | W, 1-0 |
| 10/11/05 | East Lansing, MI (2ot) | T, 0-0 |
| 10/11/06 | Notre Dame, IN | W, 3-0 |
| 10/10/07 | East Lansing, MI | L, 0-1 |
| 10/8/08 | Notre Dame, IN | W, 3-0 |

THE CONNECTICUT SERIES

Connecticut leads 10-6-2
H: 3-3-2, A: 2-7-0, N: 1-0-0

| Date | Site | Result |
|----------|----------------------|--------|
| 10/19/86 | Storrs, CT (ot) | W, 2-1 |
| 10/29/95 | Storrs, CT | L, 0-4 |
| 9/20/96 | Notre Dame, IN (ot) | T, 1-1 |
| 11/17/96 | Piscataway, NJ** | W, 2-1 |
| 10/26/97 | Storrs, CT (ot) | L, 1-2 |
| 10/16/98 | Notre Dame, IN | L, 0-2 |
| 9/19/99 | Storrs, CT (ot) | L, 1-2 |
| 9/24/99 | Notre Dame, IN | L, 0-1 |
| 10/27/01 | Storrs, CT | L, 0-1 |
| 10/20/02 | Notre Dame, IN | W, 3-1 |
| 10/22/03 | Storrs, CT | L, 0-1 |
| 11/9/03 | Notre Dame, IN* | W, 2-0 |
| 10/30/04 | Notre Dame, IN | W, 2-0 |
| 10/8/05 | Notre Dame, IN | L, 1-2 |
| 10/21/06 | Storrs, CT | W, 1-0 |
| 10/13/07 | Notre Dame, IN (2ot) | T, 3-3 |
| 11/18/07 | Storrs, CT*** | L, 0-2 |
| 10/25/08 | Storrs, CT (ot) | L, 0-1 |

* - BIG EAST Championship Quarterfinal

** - BIG EAST Championship Semifinal

*** - BIG EAST Championship Final

FIRST TIMERS ...

It was a pair of first-time goal scorers that helped the Fighting Irish capture two wins last week ... junior right back **Bilal Duckett** tallied the golden goal in the 97th minute in a 2-1 win at Georgetown on Oct. 21 ... that was Duckett's first career goal ... sophomore midfielder **Michael Rose** netted the lone goal (48th minute) in Notre Dame's 1-0 win at Pittsburgh on Oct. 24 ... that was the first collegiate goal for Rose.

DUCKETT EARNS LEAGUE ACCOLADE ...

Junior defender **Bilal Duckett** was named to the BIG EAST Weekly Honor Roll for his effort in helping the Irish post two wins last week ... Duckett deposited the golden goal in a 2-1 triumph of Georgetown ... he also helped the Irish shut out Pittsburgh, 1-0 ... Duckett played all

187 minutes on the pitch during the two matches ... the Irish only allowed one shot on goal versus Pittsburgh ... that was the first such conference accolade for Duckett.

GOLDEN MOMENTS ...

Bilal Duckett's golden goal (97th minute) against Georgetown was Notre Dame's second golden goal in the past four matches ... senior forward **Bright Dike** deposited one (110th minute) against Providence on Oct. 10.

A CONSISTENT FORCE ...

Michael Thomas produced three points in helping Notre Dame to wins at Georgetown and Pittsburgh last week ... Thomas gave the Irish a 1-0 lead in the 31st minute against the Hoyas ... the senior midfielder assisted on the lone tally in a 1-0 victory over the Panthers ... Thomas was named to the TopDrawerSoccer National Team of the Week for his efforts ... Thomas leads the Irish with five assists, while his five goals rank him second on the team.

CLOSE ENCOUNTERS ...

Four of Notre Dame's last five matches have been decided by a single goal ... the Fighting Irish have played a total of nine one-goal games this season ... the Irish are 5-4 in those contests.

AMONG THE LEAGUE LEADERS ...

Senior forward **Bright Dike**, the BIG EAST Preseason Offensive Player of the Year, is tied for second among all BIG EAST players with eight goals ... Dike is tied for third among all league players in points with 18.

SECOND HALF SUCCESS ...

Notre Dame has out scored its opponents 20-10 in the second half and overtime periods this season.

NIGHT OWLS ...

Notre Dame is 5-1-1 this season when playing at night ... last season, the Fighting Irish were 7-4-2 during night games.

NO. 700 ...

Notre Dame's match at Marquette on Oct. 7 marked the 700th game in the history of the Fighting Irish varsity program ... the Irish now are 430-209-66 (.657) since the varsity program began in 1977.

TAKING DOWN A TOP-10 ...

The 4-0 win over seventh-ranked Louisville on Sept. 25 marked Notre Dame's first victory over a top-10 team since they defeated No. 5 USF, 5-0, last season (Sept. 7, 2008).

CRACKING THE CARDINALS ...

Prior to Notre Dame's 4-0 triumph of Louisville on Sept. 25, the Cardinals had only surrendered one goal this season ... senior goalkeeper **Philip Tuttle** and the Irish defense posted the shutout against Louisville, who entered the match averaging 2.5 goals per game ... Tuttle

made three saves to collect his second clean sheet of the season.

IRISH EXPLOSION ...

The four goals scored in the second half against Louisville on Sept. 25 were the most goals scored in a single period by the Irish since they netted four in the first half in a 5-0 win over USF last season (Sept. 7, 2008).

OFFENSE AT ALUMNI ...

Notre Dame has scored three or more goals three times this season at the brand new Alumni Stadium ... those performances have occurred against Michigan (5-0), Seattle (3-0) and Louisville (4-0) ... Notre Dame scored the first nine goals at the stadium before surrendering a score to New Mexico in the 38th minute during the game on Sept. 13 ... the scoreless streak in the new venue reached 217:54.

MAUND AND POWERS AT U-20 WORLD CUP ...

Sophomore defender **Aaron Maund** and freshman midfielder **Dillon Powers** were members of the United States Under-20 National Team that recently competed at the U-20 World Cup in Egypt ... the U.S. went 1-2 and finished in 17th place, one slot shy of advancing to the Round of 16 ... Powers started the first contest of group competition, a 3-0 loss to Germany on Sept. 26, and played the entire first half ... in a 4-1 win over Cameroon on Sept. 29, he came on in the 73rd minute and completed the game for the United States ... Powers and Maund did not enter the final match of Group C play, a 3-0 loss to Korea Republic on Oct. 2 ... Maund did not see match time during the tournament ... Notre Dame and UCLA were the only two schools with multiple representatives on the team ... the duo returned to the Irish for the match at Marquette on Oct. 7 ... Notre Dame went 3-2 in their absence.

NOTRE DAME IN BIG EAST PLAY ...

Notre Dame owns an overall record of 90-53-18 (.615) in BIG EAST regular-season play since joining the conference in 1995 ... the Irish have posted eight straight winning seasons within the conference, including last season's 7-2-2 mark ... the Irish have three regular-season BIG EAST titles ... Notre Dame won the championship outright in 2004 and 2008 (Blue Division) and shared the Blue Division trophy with Connecticut in 2007 ... the Fighting Irish captured BIG EAST tournament crowns in 1996

Notre Dame men's soccer media information:

Publicity for the 2009 Notre Dame men's soccer team is organized by Assistant Sports Information Director Sean Carroll. The Notre Dame sports information office is always interested in assisting members of the media in coverage of Irish soccer.

For men's soccer interviews, please contact Carroll at 574.631.2664. All interviews of coaches and student-athletes must be arranged through the sports information office.

To receive all releases, including weekly updates on the Irish team, via e-mail, please send a request to Carroll at: Carroll.64@nd.edu.

2009 Honors & Awards

Jeb Brovsky • Jr. • F

- adidas/IU Credit Union Classic All-Tournament Team

Bright Dike • Sr. • F

- BIG EAST Preseason Offensive Player of the Year
- All-BIG EAST Preseason Team
- BIG EAST Weekly Honor Roll (9/21 & 10/12)
- *College Soccer News* National Team of the Week (10/12)

Bilal Duckett • Jr. • D

- BIG EAST Weekly Honor Roll (10/26)

Justin Morrow • Sr. • M

- Hilton Garden Inn Mike Berticelli Memorial Tournament All-Tournament Team
- BIG EAST Weekly Honor Roll (10/5)

Danny O'Leary • Fr. • M/D

- *College Soccer News* '100 Freshmen To Keep An Eye On' list

Dillon Powers • Fr. • M

- *College Soccer News* '100 Freshmen To Keep An Eye On' list

Andrew Quinn • Sr. • GK

- BIG EAST Weekly Honor Roll (9/7)

John Schaefer • Sr. • D

- BIG EAST Weekly Honor Roll (10/12)

Michael Thomas • Sr. • M

- All-BIG EAST Preseason Team
- adidas/IU Credit Union Classic All-Tournament Team
- Hilton Garden Inn Mike Berticelli Memorial Tournament All-Tournament Team
- BIG EAST Weekly Honor Roll (9/28)
- Lowe's Senior CLASS Award Candidate
- TopDrawerSoccer Team of the Week (10/26)

Freshman Class

- Ranked ninth by *College Soccer News*

and 2003 ... Notre Dame's high-water mark for BIG EAST victories in a season is eight, which has been reached twice (2004 & 2006).

BACK-TO-BACK TITLES ...

The Irish have won back-to-back BIG EAST regular-season titles for the first time in program history ... Notre Dame shared the Blue Division crown with Connecticut in 2007 ... the 2008 title marked the third regular-season BIG EAST championship in program history ... the Fighting Irish also won the championship outright in 2004.

LOSE THE SHOES ...

At halftime of the Notre Dame-Cincinnati match on Sept. 27, the championship game of the 'Lose the Shoes' tournament was held at Alumni Stadium ... the preliminary games of the tournament took place on the Notre Dame campus on Sept. 26 ... the proceeds from the 3-on-3 barefoot soccer tournament benefitted Grassroot Soccer, a South Africa-based non-governmental organization that integrates the cross-cultural appeal of soccer with evidence-based HIV prevention and life skills programs that arm African youth with the knowledge, skills, and support to live HIV free ... Tommy Clark, the eldest son of Notre Dame head coach Bobby Clark, is a cofounder of Grassroot Soccer

... in the fall of 2006, Dartmouth College held the first ever 'Lose the Shoes' tournament ... since then, over 90 'Lose the Shoes' tournaments have raised almost \$150,000 ... Notre Dame raised approximately \$1,200.

DIKE DEPOSITS HAT TRICK ...

Senior forward **Bright Dike** had a stellar start to the 2009 season as he registered the first hat trick of his career in a 5-0 win over Michigan ... the hat trick was the first for a Notre Dame player since **Dave Donohue** scored three times against Marquette last season.

OFFENSIVE OPENER ...

Notre Dame's five-goal outburst against Michigan in the season opener was the first for the Fighting Irish since a 5-0 triumph of USF on Sept. 7, 2008 ... the five tallies are the most in a season opener for Notre Dame since a 5-0 victory over Villanova in 2001, which was head coach Bobby Clark's first game with the Irish.

SHOOTING DOWN THE COMPETITION ...

Notre Dame has out shot 13 of its 16 opponents so far this season ... the Irish hold a 230-161 advantage in shots, including 102-65 in shots on goal, over their opponents.

ALUMNI STADIUM ...

The 2009 season signifies a new era for Fighting Irish soccer as Notre Dame begins play in Alumni Stadium ... the Irish opened the facility with a 5-0 victory over Michigan on Sept. 1 ... the \$5.7 million venue resides just east of the Joyce Center on the Notre Dame campus and features a natural grass field, lights, locker rooms, restrooms, concession areas and per-

manent seating for over 2,000 spectators ... the lead benefactors for the facility are former Irish soccer players Tom Crotty and Rob Snyder.

CHEERING ON THE IRISH ...

Notre Dame ranks 13th among all NCAA Division I men's soccer programs in home attendance this season ... the Fighting Irish are averaging 1,485 fans per contest at Alumni Stadium ... Connecticut is the only BIG EAST team that ranks higher than the Fighting Irish in home attendance.

ONE FOR THE RECORD BOOK ...

Jeb Brovsky's goal in the 26th minute of the season-opening 5-0 win over Michigan was the first goal scored in Alumni Stadium ... Michael Thomas collected the assist on the play.

TOUGH SLATE ...

The Fighting Irish opened the 2009 season against three ranked teams (#21 Michigan, #3 Wake Forest, #1 St. John's) ... that marked the first time since 2003 that Notre Dame opened a campaign against three ranked opponents ... the back-to-back games against Wake Forest and St. John's was the first time ever the Fighting Irish had faced back-to-back top-three teams ... it was the first time Notre Dame had consecutive matches against top-10 foes since 2007 (#7 Santa Clara and #2 Wake Forest in the NCAA Tournament) ... a match against No. 5 USF on Sept. 20 was the third time this season that the Irish have met a top-five squad ... Notre Dame has faced six ranked opponents so far this season ... the Irish are 2-3-1 in those matches.

Irish Game HIGHS In 2009

Team

| | |
|----------------------------|---|
| Goals..... | 5, vs. Michigan (9/1) |
| Assists | 4, twice (Michigan-9/1 & Louisville-9/25) |
| Points | 14, vs. Michigan (9/1) |
| Saves | 7, at Georgetown (10/21) |
| Shots | 23, vs. Michigan (9/1) |
| Shots on Goal | 12, vs. Michigan (9/1) |
| Corner Kicks..... | 15, vs. West Virginia (10/17) |
| Fewest Goals Allowed | 0, six times (MR: vs. Pittsburgh-10/24) |
| Fouls | 17, vs. Louisville (9/25) |

Individual

| | |
|---------------------|---|
| Goals | 3, Bright Dike vs. Michigan (9/1) |
| Assists..... | 2, Michael Thomas vs. DePaul (9/18) |
| Points..... | 6, Bright Dike vs. Michigan (9/1) |
| Saves | 5, twice (Andrew Quinn vs. Wake Forest-9/4 & New Mexico-9/13) |
| Shots | 7, Bright Dike vs. Michigan (9/1) |
| Shots on Goal | 4, Bright Dike vs. Michigan (9/1) |

Irish Game LOWS In 2009

Team

| | |
|---------------------|---|
| Goals | 0, four times (MR: vs. West Virginia-10/17) |
| Assists | 0, seven times (MR: vs. West Virginia-10/17) |
| Points..... | 0, four times (MR: vs. West Virginia-10/17) |
| Saves | 1, twice (Seton Hall-10/2 & Pittsburgh-10/24) |
| Shots | 4, at DePaul (9/18) |
| Shots on Goal | 3, three times (MR: at Georgetown-10/21) |
| Corner Kicks..... | 2, vs. St. John's (9/6) |
| Fouls | 4, vs. Indiana (10/14) |

LEAGUE HONORS FOR DIKE AND THOMAS ...

Senior forward **Bright Dike** was named the 2009 BIG EAST Preseason Offensive Player of the Year ... he was joined on the league's all-preseason squad by Irish senior midfielder **Michael Thomas**.

IRISH PICKED TO WIN BLUE DIVISION ...

Notre Dame was selected to win the 2009 BIG EAST Blue Division title according to a vote by the league's head coaches ... the Fighting Irish received 12 first-place votes among the Blue Division squads, while Connecticut garnered three and Georgetown had one vote ... the league's 16 head coaches were not permitted to vote for their own teams ... St. John's was picked to win the Red Division.

POWERS EARNS NATIONAL HONORS ...

Freshman midfielder **Dillon Powers** was named the 2008-09 Gatorade Boys Soccer Player of the Year ... in addition, he was selected as the U.S. Soccer Development Academy Co-Player of the Year in July.

RETURNING FIREPOWER ...

Notre Dame returned 38 of 41 goals scored from last season ... leading the way was senior forward **Bright Dike**, who led all BIG EAST players in goals (12) and points (29) one year ago ... **Michael Thomas** was the top scoring midfielder in the league with 21 points on eight goals and five assists ... junior forward **Jeb Brovsky** is back after totaling five goals and six assists as a sophomore ... seniors **Dave Donohue** (5g, 5a) and **Justin Morrow** (2g, 4a) registered 15 and eight points, respectively, one season ago ... sophomore **Brendan King** and senior **Tamba Samba** chipped in two goals apiece for the Irish ... King also added three assists.

COLLEGE SOCCER NEWS WATCH LISTS ...

Two Notre Dame freshmen were named to the *College Soccer News* '100 Freshmen To Keep An Eye On' list for the 2009 season ... midfielder/defender **Danny O'Leary** and midfielder **Dillon Powers** were selected to the list and are part of a very talented six-man freshman class for the Irish.

FRESHMAN CLASS NATIONALLY RANKED ...

Notre Dame's freshman class was ranked ninth according to *College Soccer News* ... **Bob Novak** (M), **Danny O'Leary** (M/D), **Dillon Powers** (M), **Kyle Richard** (M/F), **Grant Van De Castele** (D) and **Eric Tilley** (M/D) make up the stellar class.

IRISH NAME CAPTAINS ...

Senior midfielders **Dave Donohue**, **Justin Morrow** and **Michael Thomas** along with fifth-year senior midfielder/defender **Cory Rellas** were named team captains for the 2009 campaign ... this is the second straight season in which Thomas has been an Irish captain, while the other three are first-time captains.

SEASON IN REVIEW ...

Last season, Notre Dame posted a 12-7-2 mark, including a 7-2-2 record in conference play, en route to capturing its second straight BIG EAST Blue Division title ... the Fighting Irish garnered the 12th seed for the NCAA Championship ... the Irish fell to Northwestern, 2-1, in the first round of the NCAA Tournament at Alumni Field ... the Fighting Irish concluded the season ranked 16th in the final National Soccer Coaches Association of America (NSCAA) poll ... Notre Dame averaged 1.95 goals per game last season, while allowing 1.10 per contest ... **Bright Dike** led the BIG EAST in goals (12) and total points (29) ... the forward copped first team all-league and all-region honors in 2008 ... central defender Matt Besler was named a first-team All-American and first team Academic All-American in addition to being tabbed as the NSCAA Scholar-Athlete of the Year ... Besler became the highest MLS SuperDraft pick in program history as he was selected eighth overall by the Kansas City Wizards ... the New York Red Bulls drafted his backline mate, Jack Traynor, with the 29th overall selection.

SIGN UP FOR IRISH ALERT ...

Go to und.com and sign up for Irish ALERT, a text messaging service designed to give fans up-to-the-minute game updates for all 26 varsity sports at Notre Dame ... men's soccer fans can sign up to receive scores after each half of every game.

**NSCAA/adidas
Rankings**

Oct. 27

| Rank | Team | Record | Last Week |
|------|----------------------|-----------------|-----------|
| 1. | Akron | (15-0-0) | 1 |
| 2. | Wake Forest | (11-2-2) | 3 |
| 3. | North Carolina | (10-2-2) | 4 |
| 4. | UC Santa Barbara | (11-3-1) | 6 |
| 5. | Louisville | (11-2-2) | 8 |
| 6. | Maryland | (10-4-1) | 5 |
| 7. | UCLA | (9-2-2) | 2 |
| 8. | Connecticut | (10-2-3) | 10 |
| 9. | South Florida | (11-2-2) | 13 |
| 10. | Virginia | (10-3-1) | 12 |
| 11. | Charlotte | (9-1-4) | 9 |
| 12. | Northwestern | (9-2-4) | 17 |
| 13. | North Carolina State | (10-3-1) | 14 |
| 14. | Monmouth | (13-1-1) | 7 |
| 15. | Harvard | (10-3-1) | 11 |
| 16. | Duke | (10-4-0) | 19 |
| 17. | Butler | (10-1-1) | 23 |
| 18. | Tulsa | (9-4-2) | 16 |
| 19. | UC Irvine | (11-4-0) | 22 |
| 20. | Brown | (8-1-5) | 18 |
| 21. | Stanford | (9-4-1) | 21 |
| 22. | Iona | (11-1-2) | RV |
| 23. | UNC-Wilmington | (9-2-3) | RV |
| 24. | Dartmouth | (8-4-1) | 15 |
| 25. | Missouri State | (10-3-2) | RV |

Bold indicates 2009 opponent

Poll Tracker
 Notre Dame in the
 NSCAA rankings

Preseason.....T-12th
 Sept. 810th
 Sept. 1521st
 Sept. 22RV
 Sept. 29RV
 Oct. 6NR
 Oct. 13RV
 Oct. 20NR
 Oct. 27RV

**Soccer America
Rankings**

Oct. 26

| Rank | Team | Record | Last Week |
|------|----------------------|-----------------|-----------|
| 1. | Akron | (15-0-0) | 1 |
| 2. | Wake Forest | (11-2-2) | 3 |
| 3. | North Carolina | (10-2-2) | 4 |
| 4. | UCLA | (9-2-2) | 2 |
| 5. | Connecticut | (10-2-3) | 6 |
| 6. | South Florida | (10-2-2) | 7 |
| 7. | UC Santa Barbara | (11-3-1) | 8 |
| 8. | Maryland | (10-4-1) | 5 |
| 9. | Louisville | (11-2-2) | 11 |
| 10. | Northwestern | (9-2-4) | 12 |
| 11. | North Carolina State | (10-3-1) | 13 |
| 12. | Virginia | (10-3-1) | 15 |
| 13. | Butler | (10-1-1) | 16 |
| 14. | Harvard | (10-3-1) | 9 |
| 15. | Monmouth | (13-1-1) | 10 |
| 16. | Charlotte | (9-1-4) | 14 |
| 17. | Duke | (10-4-0) | 24 |
| 18. | Stanford | (9-4-1) | 21 |
| 19. | UC Irvine | (11-4-0) | NR |
| 20. | Tulsa | (9-4-2) | 17 |
| 21. | Brown | (8-1-5) | 22 |
| 22. | St. John's | (5-2-8) | NR |
| 23. | San Diego | (10-4-0) | 19 |
| 24. | San Diego State | (6-4-4) | NR |
| 25. | Penn State | (9-4-1) | NR |
| 25. | UAB | (10-3-1) | NR |

Bold indicates 2009 opponent

Poll Tracker
 Notre Dame in the
 Soccer America rank-
 ings

Preseason10th
 Sept. 715th
 Sept. 1423rd
 Sept. 21NR
 Sept. 28NR
 Oct. 5NR
 Oct. 1222nd
 Oct. 19NR
 Oct. 26NR

**Soccer Times
Rankings**

Oct. 26

| Rank | Team | Record | Last Week |
|------|----------------------|-----------------|-----------|
| 1. | Akron | (15-0-0) | 1 |
| 2. | Wake Forest | (11-2-2) | 2 |
| 3. | North Carolina | (10-2-2) | 5 |
| 4. | South Florida | (11-2-2) | 6 |
| 5. | UC Santa Barbara | (11-3-1) | 7 |
| 6. | UCLA | (9-2-2) | 3 |
| 7. | Maryland | (10-4-1) | 4 |
| 8. | Louisville | (11-2-2) | 8 |
| 9. | Connecticut | (10-2-3) | 10 |
| 10. | Virginia | (10-3-1) | 11 |
| 11. | Northwestern | (9-2-4) | 15 |
| 12. | Charlotte | (9-1-4) | 12 |
| 13. | North Carolina State | (10-3-1) | 16 |
| 14. | Monmouth | (13-1-1) | 9 |
| 15. | Duke | (10-4-0) | 18 |
| 16. | Harvard | (10-3-1) | 13 |
| 17. | Butler | (10-1-1) | 21 |
| 18. | Stanford | (9-4-1) | 17 |
| 19. | Tulsa | (9-4-2) | 20 |
| 20. | Brown | (8-1-5) | 24 |
| 21. | UC Irvine | (11-4-0) | NR |
| 22. | San Diego | (10-4-0) | 23 |
| 23. | Dartmouth | (8-4-1) | 14 |
| 24. | Penn State | (9-4-2) | NR |
| 25. | UAB | (10-3-1) | NR |

Bold indicates 2009 opponent

Poll Tracker
 Notre Dame in the
 Soccer Times rankings

Preseason12th
 Sept. 712th
 Sept. 1420th
 Sept. 2121st
 Sept. 28RV
 Oct. 5RV
 Oct. 12RV
 Oct. 19RV
 Oct. 26RV

**College Soccer News
Rankings**

Oct. 26

| Rank | Team | Record | Last Week |
|------|----------------------|-----------------|-----------|
| 1. | Akron | (15-0-0) | 1 |
| 2. | North Carolina | (10-2-2) | 3 |
| 3. | Wake Forest | (11-2-2) | 4 |
| 4. | UCLA | (9-2-2) | 2 |
| 5. | Louisville | (11-2-2) | 7 |
| 6. | UC Santa Barbara | (11-3-1) | 6 |
| 7. | South Florida | (11-2-2) | 8 |
| 8. | Maryland | (10-4-1) | 5 |
| 9. | Virginia | (10-3-1) | 10 |
| 10. | Connecticut | (10-2-3) | 13 |
| 11. | Charlotte | (9-1-4) | 12 |
| 12. | Monmouth | (13-1-1) | 9 |
| 13. | North Carolina State | (10-3-1) | 15 |
| 14. | Duke | (10-4-0) | 16 |
| 15. | Northwestern | (9-2-4) | 19 |
| 16. | Harvard | (10-3-1) | 14 |
| 17. | Butler | (10-1-1) | 21 |
| 18. | Stanford | (9-4-1) | 18 |
| 19. | Penn State | (9-4-2) | 22 |
| 20. | Brown | (8-1-5) | 26 |
| 21. | Dartmouth | (8-4-1) | 17 |
| 22. | UC Irvine | (11-4-0) | NR |
| 23. | Ohio State | (8-4-4) | 20 |
| 24. | San Diego | (10-4-0) | 24 |
| 25. | Tulsa | (9-4-2) | 25 |
| 26. | Missouri State | (10-3-2) | NR |
| 27. | UAB | (10-3-1) | 30 |
| 28. | Green Bay | (11-2-2) | NR |
| 29. | St. John's | (5-2-8) | NR |
| 30. | NOTRE DAME | (9-6-1) | NR |

Bold indicates 2009 opponent

Poll Tracker
 Notre Dame in the
 College Soccer News
 rankings

Preseason16th
 Sept. 716th
 Sept. 1420th
 Sept. 2125th
 Sept. 2825th
 Oct. 524th
 Oct. 1222nd
 Oct. 19RV
 Oct. 2630th

**2009 BIG EAST
Weekly Awards**

OFFENSIVE PLAYER OF THE WEEK

Sept. 7 - Tim Ritter, Sr., F, Providence
 Sept. 14 - Steffen Vroom, Sr., F, DePaul
 Sept. 21 - Yannick Salmon, Jr., M, Rutgers
 Sept. 28 - Mike Seamon, Sr., M, Villanova
 Oct. 5 - Mark Knight, Jr., F, Louisville
 Oct. 12 - Steffen Vroom, Sr., F, DePaul
 Oct. 19 - Will Ogden, So., F, Villanova
 Oct. 26 - Colin Rolfe, So., F, Louisville

DEFENSIVE PLAYER OF THE WEEK

Sept. 7 - Ben Clack, Sr., D, St. John's
 Sept. 14 - Len Coleman, Sr., D, Georgetown
 Sept. 21 - Phil Edington, Sr., D, Louisville
 Sept. 28 - Kwame Watson-Siriboe, Sr., D, UConn
 Oct. 5 - Robert Brickley, Jr., M, UConn
 Oct. 12 - Phil Edington, Sr., D, Louisville
 Oct. 19 - Kwame Watson-Siriboe, Sr., D, UConn
 Oct. 26 - Phil Edington, Sr., D, Louisville

GOALKEEPER OF THE WEEK

Sept. 7 - Derby Carrillo, Sr., St. John's
 Sept. 14 - Jeff Attinella, Jr., USF
 Sept. 21 - Paul McHenry, Sr., Seton Hall
 Sept. 28 - Mark Wilber, So., Georgetown
 Oct. 5 - Jeff Attinella, Jr., USF
 Oct. 12 - Josh Ford, Jr., UConn
 Zach Johnson, Jr., West Virginia
 Oct. 19 - Zach Johnson, Jr., West Virginia
 Oct. 26 - Jeff Attinella, Jr., USF

ROOKIE OF THE WEEK

Sept. 7 - Kit North, Fr., D, Cincinnati
 Sept. 14 - Ian Christianson, Fr., M, Georgetown
 Sept. 21 - Antonio Aguilar, Fr., M, DePaul
 Sept. 28 - Abel Sebele, Fr., F, West Virginia
 Oct. 5 - Ryan Jones, Fr., GK, Syracuse
 Oct. 12 - Carlos Alvarez, Fr., F, UConn
 Oct. 19 - Carlos Alvarez, Fr., F, UConn
 Oct. 26 - Carlos Alvarez, Fr., F, UConn



2009 BIG EAST Standings

as of Oct. 27

| <u>Blue Division</u> | <u>BIG EAST</u> | | | | <u>Overall</u> | | |
|----------------------|-----------------|----------|----------|-------------|----------------|----------|----------|
| | <u>W</u> | <u>L</u> | <u>I</u> | <u>Pts.</u> | <u>W</u> | <u>L</u> | <u>I</u> |
| Connecticut | 7 | 1 | 1 | 22 | 10 | 2 | 3 |
| NOTRE DAME | 7 | 3 | 0 | 21 | 9 | 6 | 1 |
| Georgetown | 6 | 4 | 0 | 18 | 9 | 6 | 1 |
| West Virginia | 5 | 2 | 2 | 17 | 6 | 3 | 6 |
| Providence | 3 | 4 | 2 | 11 | 6 | 6 | 3 |
| Marquette | 2 | 4 | 3 | 9 | 3 | 9 | 3 |
| Seton Hall | 1 | 5 | 3 | 6 | 4 | 8 | 3 |
| Pittsburgh | 0 | 8 | 1 | 1 | 1 | 12 | 2 |

| <u>Red Division</u> | <u>BIG EAST</u> | | | | <u>Overall</u> | | |
|---------------------|-----------------|----------|----------|-------------|----------------|----------|----------|
| | <u>W</u> | <u>L</u> | <u>I</u> | <u>Pts.</u> | <u>W</u> | <u>L</u> | <u>I</u> |
| Louisville | 6 | 2 | 1 | 19 | 11 | 2 | 2 |
| USF | 5 | 2 | 2 | 17 | 11 | 2 | 2 |
| St. John's | 4 | 1 | 4 | 16 | 5 | 2 | 8 |
| DePaul | 5 | 4 | 0 | 15 | 8 | 7 | 1 |
| Villanova | 4 | 4 | 1 | 13 | 8 | 6 | 2 |
| Rutgers | 4 | 5 | 0 | 12 | 7 | 8 | 0 |
| Cincinnati | 3 | 6 | 0 | 9 | 8 | 8 | 0 |
| Syracuse | 1 | 8 | 0 | 3 | 2 | 14 | 0 |

2009 BIG EAST Preseason Honors and Predictions

as voted on by the league coaches

Preseason Offensive Player of the Year

Bright Dike, Notre Dame, Sr., F

Preseason Defensive Player of the Year

Joel Gustafsson, St. John's, Sr., D

Preseason Goalkeeper of the Year

Zach Johnson, West Virginia, R-Jr., GK

Preseason All-BIG EAST Team

Nelson Becerra, St. John's, Sr., M
 Len Coleman, Georgetown, Sr., D
***Bright Dike, Notre Dame, Sr., F**
 *Joel Gustafsson, St. John's, Sr., D
 Zach Johnson, West Virginia, R-Jr., GK
 Brayn Martinez, Seton Hall, Jr., M
 Colin Rolfe, Louisville, So., F
 *Toni Stahl, Connecticut, Sr., M
Michael Thomas, Notre Dame, Sr., M
 Steffen Vroom, DePaul, Sr., F
 Hansen Woodruff, Syracuse, Sr., M/F

* - unanimous selection

| <u>Blue Division</u> (predicted finish) | <u>Points</u> | <u>Red Division</u> (predicted finish) | <u>Points</u> |
|---|---------------|---|---------------|
| 1. Notre Dame (12 first-place votes) | 110 | 1. St. John's (13 first-place votes) | 109 |
| 2. Connecticut (3) | 98 | 2. USF (1) | 92 |
| 3. Georgetown (1) | 77 | 3. Louisville (2) | 91 |
| 4. West Virginia | 72 | 4. DePaul | 67 |
| 5. Providence | 60 | 5. Rutgers | 42 |
| 6. Seton Hall | 49 | 6. Syracuse | 40 |
| 7. Marquette | 24 | 7. Villanova | 36 |
| 8. Pittsburgh | 22 | 8. Cincinnati | 35 |

2009 NOTRE DAME MEN'S SOCCER ROSTER

| No. | Name | Yr. | Pos. | Ht. | Wt. | Hometown/High School | Pronunciation |
|-----|----------------------|-----|------|------|-----|--|-----------------|
| 00 | Will Walsh | So. | GK | 6-3 | 190 | Morristown, NJ/Delbarton | |
| 0 | Andrew Quinn*** | Sr. | GK | 6-3 | 225 | Silver Spring, MD/DeMatha | |
| 1 | Philip Tuttle* | Sr. | GK | 6-1 | 200 | Hooksett, NH/Brewster Academy | |
| 2 | Aaron Maund* | So. | D | 6-1 | 185 | Dorchester, MA/The Roxbury Latin School | |
| 3 | Bilal Duckett | Jr. | D | 6-2 | 165 | Peachtree City, GA/McIntosh | |
| 4 | Sean McGrath | So. | D | 5-8 | 145 | Indianapolis, IN/Pike | |
| 5 | Jeb Brovsky** | Jr. | M/F | 6-1 | 170 | Lakewood, CO/Green Mountain | |
| 6 | Dave Donohue**(C) | Sr. | M | 5-9 | 160 | Reading, MA/Cushing Academy | |
| 7 | John Schaefer | Sr. | D | 5-11 | 165 | Troy, MI/Detroit Jesuit | |
| 8 | Michael Thomas***(C) | Sr. | M | 5-10 | 190 | Olathe, KS/St. Thomas Aquinas | |
| 9 | Bright Dike*** | Sr. | F | 6-1 | 223 | Edmond, OK/Edmond North | DEE-kay |
| 10 | Tamba Samba** | Sr. | F | 5-11 | 203 | Indianapolis, IN/Ben Davis | TOM-buh SOM-buh |
| 11 | Steven Perry** | Jr. | F | 6-0 | 175 | Edmond, OK/Bishop McGuinness | |
| 12 | Craig Krzyskowski | Jr. | D | 6-2 | 195 | Western Springs, IL/Lyons Township | Kr-COW-ski |
| 13 | Cory Rellas***(C) | Sr. | M/D | 6-1 | 165 | Plano, TX/Plano West | |
| 14 | Adam Mena | So. | M | 5-10 | 145 | Holland, MI/West Ottawa | MAY-nuh |
| 15 | Matt Armstrong** | Jr. | M | 5-7 | 155 | Phoenix, AZ/North Canyon | |
| 16 | Andrew Luttrell | Jr. | M/F | 5-7 | 145 | Granger, IN/Penn | |
| 17 | Josh Thiermann** | Jr. | M | 6-1 | 180 | Stoughton, WI/Stoughton | TEER-man |
| 18 | Brendan King* | So. | M | 6-0 | 160 | Naperville, IL/Edison Academic Center (Fla.) | |
| 19 | Chris Sutton | So. | M/D | 6-0 | 175 | Apple Valley, MN/Shattuck-St. Mary's | |
| 20 | Greg Klazura | Jr. | M/D | 5-10 | 150 | Rockford, IL/Boylan Catholic | KLUH-zur-uh |
| 21 | Justin Morrow***(C) | Sr. | M/D | 5-8 | 160 | Cleveland, OH/St. Ignatius | |
| 22 | Dillon Powers | Fr. | M | 5-11 | 172 | Plano, TX/Plano Senior | |
| 23 | Michael Rose | So. | M/F | 6-2 | 170 | Severna Park, MD/Severna Park | |
| 25 | Danny O'Leary | Fr. | M/D | 5-11 | 165 | Naperville, IL/Neuqua Valley | |
| 26 | Michael Knapp | So. | D | 6-0 | 145 | Arlington, TX/Jesuit | |
| 27 | Grant Van De Castele | Fr. | D | 6-2 | 165 | Plano, TX/Frisco Centennial | |
| 28 | Kyle Richard | Fr. | M/F | 5-10 | 155 | Louisville, KY/Saint Xavier | |
| 29 | Bob Novak | Fr. | M | 5-6 | 145 | Homer Glen, IL/Lockport Township | |
| 30 | Eric Tilley | Fr. | M/D | 6-0 | 160 | Albuquerque, NM/Sandia | |

Head Coach: Bobby Clark (Jordanhill College '67); **Assistant Coaches:** BJ Craig (Gordon College '93), Chad Riley (Notre Dame '04)

Volunteer Assistant Coach: Vern Gingerich (Tri-State University '97); **Athletic Trainer:** Bill Agnew; **Senior Manager:** Natalie Burke

* - denotes numbers of monograms won; (C) - indicates team captain

Roster Breakdown

Position

Forwards (3): Dike, Perry, Samba

Forwards/Midfielders (4): Brovsky, Luttrell, Richard, Rose

Midfielders (8): Armstrong, Donohue, King, Mena, Novak, Powers, Thiermann, Thomas

Midfielders/Defenders (6): Klazura, Morrow, O'Leary, Rellas, Sutton, Tilley

Defenders (7): Duckett, Knapp, Krzyskowski, Maund, McGrath, Schaefer, Van De Castele

Goalkeepers (3): Quinn, Tuttle, Walsh

Class

Fifth-Year Seniors (3): Dike, Quinn, Rellas

Seniors (6): Donohue, Morrow, Samba, Schaefer, Thomas, Tuttle

Juniors (8): Armstrong, Brovsky, Duckett, Klazura, Krzyskowski, Luttrell, Perry, Thiermann

Sophomores (8): King, Knapp, Maund, McGrath, Mena, Rose, Sutton, Walsh

Freshmen (6): Novak, O'Leary, Powers, Richard, Tilley, Van De Castele

Home State

Arizona (1): Armstrong

Colorado (1): Brovsky

Georgia (1): Duckett

Illinois (5): King, Klazura, Krzyskowski, Novak, O'Leary

Indiana (3): Luttrell, McGrath, Samba

Kansas (1): Thomas

Kentucky (1): Richard

Maryland (2): Quinn, Rose

Massachusetts (2): Donohue, Maund

Michigan (2): Mena, Schaefer

Minnesota (1): Sutton

New Hampshire (1): Tuttle

New Jersey (1): Walsh

New Mexico (1): Tilley

Ohio (1): Morrow

Oklahoma (2): Dike, Perry

Texas (4): Knapp, Powers, Rellas, Van De Castele

Wisconsin (1): Thiermann

Alphabetical Roster

| No. | Name | Pos. |
|-----|----------------------|------|
| 15 | Matt Armstrong** | M |
| 5 | Jeb Brovsky** | M/F |
| 9 | Bright Dike*** | F |
| 6 | Dave Donohue** | M |
| 3 | Bilal Duckett | D |
| 18 | Brendan King* | M |
| 20 | Greg Klazura | M/D |
| 26 | Michael Knapp | D |
| 12 | Craig Krzyskowski | D |
| 16 | Andrew Luttrell | M/F |
| 2 | Aaron Maund* | D |
| 4 | Sean McGrath | D |
| 14 | Adam Mena | M |
| 21 | Justin Morrow*** | M/D |
| 29 | Bob Novak | M |
| 25 | Danny O'Leary | M/D |
| 11 | Steven Perry** | F |
| 22 | Dillon Powers | M |
| 0 | Andrew Quinn*** | GK |
| 13 | Cory Rellas*** | M/D |
| 28 | Kyle Richard | M/F |
| 23 | Michael Rose | M/F |
| 10 | Tamba Samba** | F |
| 7 | John Schaefer | D |
| 19 | Chris Sutton | M/D |
| 17 | Josh Thiermann** | M |
| 8 | Michael Thomas*** | M |
| 30 | Eric Tilley | M/D |
| 1 | Philip Tuttle* | GK |
| 27 | Grant Van De Castele | D |
| 00 | Will Walsh | GK |

*denotes number of monograms received

#0 Andrew Quinn • Sr. • GK

| Date | Opponent | Score | GP-GS | Minutes | GA | GAAvg. | Saves | Save% | W | L | T | Shutouts |
|--------|-----------------------|-------|-------|---------|----|--------|-------|-------|---|---|---|----------|
| 9/1 | MICHIGAN | 5-0 | ** | 83:22 | 0 | 0.00 | 3 | 1.000 | 1 | 0 | 0 | 0 |
| 9/4 | vs. Wake Forest (2ot) | 1-1 | ** | 110:00 | 1 | 0.47 | 5 | .889 | 1 | 0 | 1 | 0 |
| 9/13 | NEW MEXICO (ot) | 1-2 | ** | 91:48 | 2 | 0.95 | 5 | .812 | 1 | 1 | 1 | 0 |
| 9/20 | at USF | 1-2 | ** | 6:58 | 1 | 1.23 | 1 | .778 | 1 | 1 | 1 | 0 |
| 9/27 | CINCINNATI | 0-1 | ** | 90:00 | 1 | 1.18 | 4 | .783 | 1 | 2 | 1 | 0 |
| 10/7 | at Marquette | 2-0 | ** | 90:00 | 0 | 0.95 | 2 | .800 | 2 | 2 | 1 | 1 |
| 10/14 | INDIANA | 0-3 | ** | 90:00 | 3 | 1.28 | 3 | .742 | 2 | 3 | 1 | 0 |
| 10/21 | at Georgetown | 2-1 | ** | 97:00 | 1 | 1.23 | 7 | .769 | 3 | 3 | 1 | 0 |
| Totals | | | 8-8 | 659:08 | 9 | 1.23 | 30 | .769 | 3 | 3 | 1 | 1 |

#1 Philip Tuttle • Sr. • GK

| Date | Opponent | Score | GP-GS | Minutes | GA | GAAvg. | Saves | Save% | W | L | T | Shutouts |
|--------|----------------|-------|-------|---------|----|--------|-------|-------|---|---|---|----------|
| 9/1 | MICHIGAN | 5-0 | * | 6:38 | 0 | 0.00 | 0 | .000 | 0 | 0 | 0 | 0 |
| 9/6 | vs. St. John's | 0-2 | ** | 90:00 | 2 | 1.86 | 3 | .600 | 0 | 1 | 0 | 0 |
| 9/11 | SEATTLE | 3-0 | ** | 90:00 | 0 | 0.96 | 2 | .714 | 1 | 1 | 0 | 1 |
| 9/18 | at DePaul | 2-1 | ** | 90:00 | 1 | 0.98 | 2 | .700 | 2 | 1 | 0 | 0 |
| 9/20 | at USF | 1-2 | * | 83:02 | 1 | 1.00 | 3 | .714 | 2 | 2 | 0 | 0 |
| 9/25 | LOUISVILLE | 4-0 | ** | 90:00 | 0 | 0.80 | 3 | .765 | 3 | 2 | 0 | 1 |
| 10/2 | SETON HALL | 2-1 | ** | 90:00 | 1 | 0.83 | 1 | .737 | 4 | 2 | 0 | 0 |
| 10/10 | at Providence | 1-0 | ** | 109:09 | 0 | 0.69 | 2 | .762 | 5 | 2 | 0 | 1 |
| 10/17 | WEST VIRGINIA | 0-1 | ** | 90:00 | 1 | 0.73 | 1 | .739 | 5 | 3 | 0 | 0 |
| 10/24 | at Pittsburgh | 1-0 | ** | 90:00 | 0 | 0.65 | 1 | .750 | 6 | 3 | 0 | 1 |
| Totals | | | 10-8 | 828:49 | 6 | 0.65 | 18 | .750 | 6 | 3 | 0 | 4 |

#2 Aaron Maund • So. • D

| Date | Opponent | Score | GP-GS | G | A | Pts | Shots | Shot% | SOG | SOG% | GW | PK-ATT | MIN |
|--------|-----------------------|-------|-------|---|---|-----|-------|-------|-----|------|----|--------|------|
| 9/1 | MICHIGAN | 5-0 | ** | 0 | 0 | 0 | 0 | .000 | 0 | .000 | 0 | 0-0 | 82 |
| 9/4 | vs. Wake Forest (2ot) | 1-1 | ** | 0 | 0 | 0 | 0 | .000 | 0 | .000 | 0 | 0-0 | 110 |
| 9/6 | vs. St. John's | 0-2 | ** | 0 | 0 | 0 | 0 | .000 | 0 | .000 | 0 | 0-0 | 90 |
| 9/11 | SEATTLE | 3-0 | ** | 0 | 0 | 0 | 1 | .000 | 0 | .000 | 0 | 0-0 | 80 |
| 9/13 | NEW MEXICO (ot) | 1-2 | ** | 0 | 0 | 0 | 0 | .000 | 0 | .000 | 0 | 0-0 | 92 |
| 10/7 | at Marquette | 2-0 | ** | 0 | 0 | 0 | 0 | .000 | 0 | .000 | 0 | 0-0 | 90 |
| 10/10 | at Providence | 1-0 | ** | 0 | 0 | 0 | 0 | .000 | 0 | .000 | 0 | 0-0 | 109 |
| 10/14 | INDIANA | 0-3 | ** | 0 | 0 | 0 | 1 | .000 | 0 | .000 | 0 | 0-0 | 90 |
| 10/17 | WEST VIRGINIA | 0-1 | ** | 0 | 0 | 0 | 0 | .000 | 0 | .000 | 0 | 0-0 | 90 |
| 10/21 | at Georgetown | 2-1 | ** | 0 | 0 | 0 | 0 | .000 | 0 | .000 | 0 | 0-0 | 97 |
| 10/24 | at Pittsburgh | 1-0 | ** | 0 | 0 | 0 | 0 | .000 | 0 | .000 | 0 | 0-0 | 90 |
| Totals | | | 11-11 | 0 | 0 | 0 | 2 | .000 | 0 | .000 | 0 | 0-0 | 1020 |

#3 Bilal Duckett • Jr. • D

| Date | Opponent | Score | GP-GS | G | A | Pts | Shots | Shot% | SOG | SOG% | GW | PK-ATT | MIN |
|--------|-----------------------|-------|-------|---|---|-----|-------|-------|-----|------|----|--------|------|
| 9/1 | MICHIGAN | 5-0 | * | 0 | 0 | 0 | 0 | .000 | 0 | .000 | 0 | 0-0 | 8 |
| 9/4 | vs. Wake Forest (2ot) | 1-1 | * | 0 | 0 | 0 | 0 | .000 | 0 | .000 | 0 | 0-0 | 46 |
| 9/6 | vs. St. John's | 0-2 | ** | 0 | 0 | 0 | 0 | .000 | 0 | .000 | 0 | 0-0 | 90 |
| 9/11 | SEATTLE | 3-0 | ** | 0 | 0 | 0 | 0 | .000 | 0 | .000 | 0 | 0-0 | 90 |
| 9/13 | NEW MEXICO (ot) | 1-2 | ** | 0 | 0 | 0 | 1 | .000 | 0 | .000 | 0 | 0-0 | 92 |
| 9/18 | at DePaul | 2-1 | ** | 0 | 0 | 0 | 0 | .000 | 0 | .000 | 0 | 0-0 | 90 |
| 9/20 | at USF | 1-2 | ** | 0 | 0 | 0 | 0 | .000 | 0 | .000 | 0 | 0-0 | 90 |
| 9/25 | LOUISVILLE | 4-0 | ** | 0 | 0 | 0 | 0 | .000 | 0 | .000 | 0 | 0-0 | 90 |
| 9/27 | CINCINNATI | 0-1 | ** | 0 | 0 | 0 | 0 | .000 | 0 | .000 | 0 | 0-0 | 90 |
| 10/2 | SETON HALL | 2-1 | ** | 0 | 0 | 0 | 2 | .000 | 0 | .000 | 0 | 0-0 | 90 |
| 10/7 | at Marquette | 2-0 | ** | 0 | 0 | 0 | 1 | .000 | 0 | .000 | 0 | 0-0 | 88 |
| 10/10 | at Providence | 1-0 | ** | 0 | 0 | 0 | 1 | .000 | 0 | .000 | 0 | 0-0 | 109 |
| 10/14 | INDIANA | 0-3 | ** | 0 | 0 | 0 | 0 | .000 | 0 | .000 | 0 | 0-0 | 90 |
| 10/17 | WEST VIRGINIA | 0-1 | ** | 0 | 0 | 0 | 1 | .000 | 1 | .167 | 0 | 0-0 | 90 |
| 10/21 | at Georgetown | 2-1 | ** | 1 | 0 | 2 | 1 | .143 | 1 | .286 | 1 | 0-0 | 97 |
| 10/24 | at Pittsburgh | 1-0 | ** | 0 | 0 | 0 | 1 | .125 | 0 | .250 | 0 | 0-0 | 90 |
| Totals | | | 16-14 | 1 | 0 | 2 | 8 | .125 | 2 | .250 | 1 | 0-0 | 1340 |

#4 Sean McGrath • So. • D

| Date | Opponent | Score | GP-GS | G | A | Pts | Shots | Shot% | SOG | SOG% | GW | PK-ATT | MIN |
|--------|-----------------------|-------|-------|---|---|-----|-------|-------|-----|------|----|--------|-----|
| 9/1 | MICHIGAN | 5-0 | ** | 0 | 0 | 0 | 0 | .000 | 0 | .000 | 0 | 0-0 | 90 |
| 9/4 | vs. Wake Forest (2ot) | 1-1 | ** | 0 | 0 | 0 | 0 | .000 | 0 | .000 | 0 | 0-0 | 110 |
| 9/6 | vs. St. John's | 0-2 | ** | 0 | 0 | 0 | 2 | .000 | 1 | .500 | 0 | 0-0 | 90 |
| 9/11 | SEATTLE | 3-0 | ** | 0 | 0 | 0 | 0 | .000 | 0 | .500 | 0 | 0-0 | 90 |
| 9/13 | NEW MEXICO (ot) | 1-2 | ** | 0 | 0 | 0 | 0 | .000 | 0 | .500 | 0 | 0-0 | 92 |
| 9/18 | at DePaul | 2-1 | ** | 0 | 0 | 0 | 0 | .000 | 0 | .500 | 0 | 0-0 | 90 |
| Totals | | | 6-6 | 0 | 0 | 0 | 2 | .000 | 1 | .500 | 0 | 0-0 | 562 |

#5 Jeb Brovsky • Jr. • M/F

| Date | Opponent | Score | GP-GS | G | A | Pts | Shots | Shot% | SOG | SOG% | GW | PK-ATT | MIN |
|--------|-----------------------|-------|-------|---|---|-----|-------|-------|-----|------|----|--------|------|
| 9/1 | MICHIGAN | 5-0 | ** | 1 | 0 | 2 | 2 | .500 | 1 | .500 | 1 | 0-0 | 72 |
| 9/4 | vs. Wake Forest (2ot) | 1-1 | ** | 0 | 0 | 0 | 3 | .200 | 1 | .400 | 0 | 0-0 | 76 |
| 9/6 | vs. St. John's | 0-2 | * | 0 | 0 | 0 | 2 | .143 | 0 | .286 | 0 | 0-0 | 67 |
| 9/11 | SEATTLE | 3-0 | ** | 0 | 0 | 0 | 1 | .125 | 0 | .250 | 0 | 0-0 | 70 |
| 9/13 | NEW MEXICO (ot) | 1-2 | ** | 0 | 0 | 0 | 3 | .091 | 0 | .182 | 0 | 0-0 | 76 |
| 9/18 | at DePaul | 2-1 | ** | 1 | 0 | 2 | 1 | .167 | 1 | .250 | 0 | 0-0 | 68 |
| 9/20 | at USF | 1-2 | ** | 0 | 0 | 0 | 2 | .143 | 1 | .286 | 0 | 0-0 | 59 |
| 9/25 | LOUISVILLE | 4-0 | ** | 1 | 1 | 3 | 2 | .188 | 1 | .312 | 0 | 0-0 | 63 |
| 9/27 | CINCINNATI | 0-1 | ** | 0 | 0 | 0 | 1 | .176 | 1 | .353 | 0 | 0-0 | 74 |
| 10/2 | SETON HALL | 2-1 | ** | 0 | 0 | 0 | 3 | .150 | 1 | .350 | 0 | 0-0 | 59 |
| 10/7 | at Marquette | 2-0 | ** | 0 | 0 | 0 | 3 | .130 | 1 | .348 | 0 | 0-0 | 69 |
| 10/10 | at Providence | 1-0 | ** | 0 | 0 | 0 | 2 | .120 | 1 | .360 | 0 | 0-0 | 109 |
| 10/14 | INDIANA | 0-3 | ** | 0 | 0 | 0 | 2 | .111 | 0 | .333 | 0 | 0-0 | 70 |
| 10/17 | WEST VIRGINIA | 0-1 | * | 0 | 0 | 0 | 3 | .100 | 1 | .333 | 0 | 0-0 | 68 |
| 10/24 | at Pittsburgh | 1-0 | * | 0 | 1 | 1 | 3 | .091 | 1 | .333 | 0 | 0-0 | 66 |
| Totals | | | 15-12 | 3 | 2 | 8 | 33 | .091 | 11 | .333 | 1 | 0-0 | 1066 |

#6 Dave Donohue • Sr. • M

| Date | Opponent | Score | GP-GS | G | A | Pts | Shots | Shot% | SOG | SOG% | GW | PK-ATT | MIN |
|--------|-----------------------|-------|-------|---|---|-----|-------|-------|-----|------|----|--------|-----|
| 9/1 | MICHIGAN | 5-0 | ** | 0 | 0 | 0 | 1 | .000 | 0 | .000 | 0 | 0-0 | 60 |
| 9/4 | vs. Wake Forest (2ot) | 1-1 | ** | 0 | 0 | 0 | 0 | .000 | 0 | .000 | 0 | 0-0 | 48 |
| 9/6 | vs. St. John's | 0-2 | ** | 0 | 0 | 0 | 0 | .000 | 0 | .000 | 0 | 0-0 | 45 |
| 9/11 | SEATTLE | 3-0 | ** | 0 | 0 | 0 | 0 | .000 | 0 | .000 | 0 | 0-0 | 45 |
| 9/13 | NEW MEXICO (ot) | 1-2 | ** | 0 | 0 | 0 | 1 | .000 | 1 | .500 | 0 | 0-0 | 46 |
| 9/18 | at DePaul | 2-1 | ** | 0 | 0 | 0 | 0 | .000 | 0 | .500 | 0 | 0-0 | 24 |
| 9/20 | at USF | 1-2 | ** | 0 | 0 | 0 | 1 | .000 | 1 | .667 | 0 | 0-0 | 45 |
| 9/25 | LOUISVILLE | 4-0 | ** | 0 | 1 | 1 | 0 | .000 | 0 | .667 | 0 | 0-0 | 43 |
| 9/27 | CINCINNATI | 0-1 | ** | 0 | 0 | 0 | 0 | .000 | 0 | .667 | 0 | 0-0 | 47 |
| 10/2 | SETON HALL | 2-1 | ** | 0 | 0 | 0 | 2 | .000 | 1 | .600 | 0 | 0-0 | 67 |
| 10/7 | at Marquette | 2-0 | ** | 0 | 0 | 0 | 0 | .000 | 0 | .600 | 0 | 0-0 | 40 |
| 10/10 | at Providence | 1-0 | ** | 0 | 0 | 0 | 0 | .000 | 0 | .600 | 0 | 0-0 | 25 |
| 10/21 | at Georgetown | 2-1 | ** | 0 | 0 | 0 | 1 | .000 | 0 | .500 | 0 | 0-0 | 26 |
| 10/24 | at Pittsburgh | 1-0 | ** | 0 | 0 | 0 | 0 | .000 | 0 | .500 | 0 | 0-0 | 67 |
| Totals | | | 14-14 | 0 | 1 | 1 | 6 | .000 | 3 | .500 | 0 | 0-0 | 628 |

#7 John Schaefer • Sr. • D

| Date | Opponent | Score | GP-GS | G | A | Pts | Shots | Shot% | SOG | SOG% | GW | PK-ATT | MIN |
|--------|-----------------------|-------|-------|---|---|-----|-------|-------|-----|-------|----|--------|------|
| 9/1 | MICHIGAN | 5-0 | * | 0 | 0 | 0 | 1 | .000 | 1 | 1.000 | 0 | 0-0 | 76 |
| 9/4 | vs. Wake Forest (2ot) | 1-1 | ** | 0 | 0 | 0 | 0 | .000 | 0 | 1.000 | 0 | 0-0 | 110 |
| 9/6 | vs. St. John's | 0-2 | ** | 0 | 0 | 0 | 1 | .000 | 0 | .500 | 0 | 0-0 | 90 |
| 9/11 | SEATTLE | 3-0 | ** | 1 | 0 | 2 | 1 | .333 | 1 | .667 | 0 | 0-0 | 90 |
| 9/13 | NEW MEXICO (ot) | 1-2 | ** | 0 | 0 | 0 | 0 | .333 | 0 | .667 | 0 | 0-0 | 92 |
| 9/18 | at DePaul | 2-1 | ** | 0 | 0 | 0 | 0 | .333 | 0 | .667 | 0 | 0-0 | 90 |
| 9/20 | at USF | 1-2 | ** | 0 | 0 | 0 | 0 | .333 | 0 | .667 | 0 | 0-0 | 90 |
| 9/25 | LOUISVILLE | 4-0 | ** | 0 | 0 | 0 | 0 | .333 | 0 | .667 | 0 | 0-0 | 90 |
| 9/27 | CINCINNATI | 0-1 | ** | 0 | 0 | 0 | 2 | .200 | 1 | .600 | 0 | 0-0 | 90 |
| 10/2 | SETON HALL | 2-1 | ** | 0 | 0 | 0 | 0 | .200 | 0 | .600 | 0 | 0-0 | 90 |
| 10/7 | at Marquette | 2-0 | ** | 0 | 0 | 0 | 0 | .200 | 0 | .600 | 0 | 0-0 | 90 |
| 10/10 | at Providence | 1-0 | ** | 0 | 0 | 0 | 0 | .200 | 0 | .600 | 0 | 0-0 | 109 |
| 10/14 | INDIANA | 0-3 | ** | 0 | 0 | 0 | 1 | .167 | 1 | .667 | 0 | 0-0 | 90 |
| 10/17 | WEST VIRGINIA | 0-1 | ** | 0 | 0 | 0 | 1 | .143 | 0 | .571 | 0 | 0-0 | 83 |
| 10/21 | at Georgetown | 2-1 | ** | 0 | 0 | 0 | 1 | .125 | 0 | .500 | 0 | 0-0 | 97 |
| 10/24 | at Pittsburgh | 1-0 | ** | 0 | 0 | 0 | 0 | .125 | 0 | .500 | 0 | 0-0 | 90 |
| Totals | | | 16-15 | 1 | 0 | 2 | 8 | .125 | 4 | .500 | 0 | 0-0 | 1467 |

#8 Michael Thomas • Sr. • M

| Date | Opponent | Score | GP-GS | G | A | Pts | Shots | Shot% | SOG | SOG% | GW | PK-ATT | MIN |
|--------|-----------------------|-------|-------|---|---|-----|-------|-------|-----|------|----|--------|------|
| 9/1 | MICHIGAN | 5-0 | ** | 0 | 1 | 1 | 3 | .000 | 1 | .333 | 0 | 0-0 | 90 |
| 9/4 | vs. Wake Forest (2ot) | 1-1 | ** | 1 | 0 | 2 | 2 | .200 | 2 | .600 | 0 | 1-1 | 110 |
| 9/6 | vs. St. John's | 0-2 | ** | 0 | 0 | 0 | 1 | .167 | 1 | .667 | 0 | 0-1 | 90 |
| 9/11 | SEATTLE | 3-0 | ** | 1 | 0 | 2 | 3 | .222 | 1 | .556 | 0 | 0-0 | 79 |
| 9/13 | NEW MEXICO (ot) | 1-2 | ** | 0 | 0 | 0 | 2 | .182 | 1 | .545 | 0 | 0-0 | 92 |
| 9/18 | at DePaul | 2-1 | ** | 0 | 2 | 2 | 0 | .182 | 0 | .545 | 0 | 0-0 | 90 |
| 9/20 | at USF | 1-2 | ** | 0 | 0 | 0 | 2 | .154 | 1 | .538 | 0 | 0-0 | 73 |
| 9/25 | LOUISVILLE | 4-0 | ** | 1 | 1 | 3 | 5 | .167 | 1 | .444 | 1 | 0-0 | 90 |
| 9/27 | CINCINNATI | 0-1 | ** | 0 | 0 | 0 | 3 | .143 | 2 | .476 | 0 | 0-0 | 90 |
| 10/2 | SETON HALL | 2-1 | ** | 1 | 0 | 2 | 3 | .167 | 2 | .500 | 0 | 1-1 | 90 |
| 10/7 | at Marquette | 2-0 | ** | 0 | 0 | 0 | 2 | .154 | 1 | .500 | 0 | 0-0 | 90 |
| 10/10 | at Providence | 1-0 | ** | 0 | 0 | 0 | 3 | .138 | 1 | .483 | 0 | 0-0 | 109 |
| 10/14 | INDIANA | 0-3 | ** | 0 | 0 | 0 | 0 | .138 | 0 | .483 | 0 | 0-0 | 90 |
| 10/17 | WEST VIRGINIA | 0-1 | ** | 0 | 0 | 0 | 2 | .129 | 2 | .516 | 0 | 0-0 | 87 |
| 10/21 | at Georgetown | 2-1 | ** | 1 | 0 | 2 | 4 | .143 | 2 | .514 | 0 | 0-0 | 97 |
| 10/24 | at Pittsburgh | 1-0 | ** | 0 | 1 | 1 | 1 | .139 | 0 | .500 | 0 | 0-0 | 86 |
| Totals | | | 16-16 | 5 | 5 | 15 | 36 | .139 | 18 | .500 | 1 | 2-3 | 1453 |

#9 Bright Dike • Sr. • F

| Date | Opponent | Score | GP-GS | G | A | Pts | Shots | Shot% | SOG | SOG% | GW | PK-ATT | MIN |
|--------|-----------------------|-------|-------|---|---|-----|-------|-------|-----|------|----|--------|-----|
| 9/1 | MICHIGAN | 5-0 | ** | 3 | 0 | 6 | 7 | .429 | 4 | .571 | 0 | 0-0 | 55 |
| 9/4 | vs. Wake Forest (2ot) | 1-1 | ** | 0 | 0 | 0 | 3 | .300 | 0 | .400 | 0 | 0-0 | 86 |
| 9/6 | vs. St. John's | 0-2 | * | 0 | 0 | 0 | 2 | .250 | 1 | .417 | 0 | 0-0 | 67 |
| 9/11 | SEATTLE | 3-0 | ** | 0 | 1 | 1 | 3 | .200 | 1 | .400 | 0 | 0-0 | 57 |
| 9/13 | NEW MEXICO (ot) | 1-2 | ** | 0 | 0 | 0 | 1 | .188 | 1 | .438 | 0 | 0-0 | 60 |
| 9/18 | at DePaul | 2-1 | ** | 1 | 0 | 2 | 1 | .235 | 1 | .471 | 1 | 0-0 | 31 |
| 9/20 | at USF | 1-2 | ** | 1 | 0 | 2 | 1 | .278 | 1 | .500 | 0 | 0-0 | 59 |
| 9/25 | LOUISVILLE | 4-0 | ** | 1 | 1 | 3 | 1 | .316 | 1 | .526 | 0 | 0-0 | 63 |
| 9/27 | CINCINNATI | 0-1 | ** | 0 | 0 | 0 | 4 | .261 | 3 | .565 | 0 | 0-0 | 59 |
| 10/2 | SETON HALL | 2-1 | ** | 0 | 0 | 0 | 2 | .240 | 2 | .600 | 0 | 0-0 | 76 |
| 10/7 | at Marquette | 2-0 | * | 1 | 0 | 2 | 1 | .269 | 1 | .615 | 0 | 0-0 | 61 |
| 10/10 | at Providence | 1-0 | * | 1 | 0 | 2 | 4 | .267 | 2 | .600 | 1 | 0-0 | 84 |
| 10/14 | INDIANA | 0-3 | ** | 0 | 0 | 0 | 2 | .250 | 0 | .562 | 0 | 0-0 | 70 |
| 10/17 | WEST VIRGINIA | 0-1 | ** | 0 | 0 | 0 | 4 | .222 | 3 | .583 | 0 | 0-0 | 75 |
| 10/21 | at Georgetown | 2-1 | ** | 0 | 0 | 0 | 2 | .211 | 0 | .553 | 0 | 0-0 | 52 |
| 10/24 | at Pittsburgh | 1-0 | * | 0 | 0 | 0 | 1 | .205 | 1 | .564 | 0 | 0-0 | 60 |
| Totals | | | 16-12 | 8 | 2 | 18 | 39 | .205 | 22 | .564 | 2 | 0-0 | 960 |

#10 Tamba Samba • Sr. • F

| Date | Opponent | Score | GP-GS | G | A | Pts | Shots | Shot% | SOG | SOG% | GW | PK-ATT | MIN |
|--------|-----------------------|-------|-------|---|---|-----|-------|-------|-----|-------|----|--------|-----|
| 9/1 | MICHIGAN | 5-0 | * | 0 | 1 | 1 | 1 | .000 | 1 | 1.000 | 0 | 0-0 | 18 |
| 9/4 | vs. Wake Forest (2ot) | 1-1 | * | 0 | 0 | 0 | 0 | .000 | 0 | 1.000 | 0 | 0-0 | 24 |
| 9/6 | vs. St. John's | 0-2 | ** | 0 | 0 | 0 | 0 | .000 | 0 | 1.000 | 0 | 0-0 | 23 |
| 9/11 | SEATTLE | 3-0 | * | 0 | 0 | 0 | 1 | .000 | 0 | .500 | 0 | 0-0 | 15 |
| 9/18 | at DePaul | 2-1 | * | 0 | 0 | 0 | 0 | .000 | 0 | .500 | 0 | 0-0 | 26 |
| 9/20 | at USF | 1-2 | * | 0 | 0 | 0 | 1 | .000 | 0 | .333 | 0 | 0-0 | 15 |
| 9/25 | LOUISVILLE | 4-0 | * | 0 | 0 | 0 | 0 | .000 | 0 | .333 | 0 | 0-0 | 27 |
| 9/27 | CINCINNATI | 0-1 | * | 0 | 0 | 0 | 0 | .000 | 0 | .333 | 0 | 0-0 | 16 |
| 10/2 | SETON HALL | 2-1 | * | 0 | 0 | 0 | 0 | .000 | 0 | .333 | 0 | 0-0 | 38 |
| 10/7 | at Marquette | 2-0 | * | 1 | 0 | 2 | 3 | .167 | 2 | .500 | 1 | 0-0 | 21 |
| 10/10 | at Providence | 1-0 | ** | 0 | 0 | 0 | 1 | .143 | 1 | .571 | 0 | 0-0 | 42 |
| 10/14 | INDIANA | 0-3 | * | 0 | 0 | 0 | 0 | .143 | 0 | .571 | 0 | 0-0 | 20 |
| 10/17 | WEST VIRGINIA | 0-1 | ** | 0 | 0 | 0 | 2 | .111 | 1 | .556 | 0 | 0-0 | 32 |
| 10/21 | at Georgetown | 2-1 | ** | 0 | 0 | 0 | 0 | .111 | 0 | .556 | 0 | 0-0 | 71 |
| 10/24 | at Pittsburgh | 1-0 | ** | 0 | 0 | 0 | 3 | .083 | 1 | .500 | 0 | 0-0 | 24 |
| Totals | | | 15-5 | 1 | 1 | 3 | 12 | .083 | 6 | .500 | 1 | 0-0 | 412 |

#11 Steven Perry • Jr. • F

| Date | Opponent | Score | GP-GS | G | A | Pts | Shots | Shot% | SOG | SOG% | GW | PK-ATT | MIN |
|--------|-----------------------|-------|-------|---|---|-----|-------|-------|-----|------|----|--------|-----|
| 9/1 | MICHIGAN | 5-0 | * | 1 | 0 | 2 | 2 | .500 | 1 | .500 | 0 | 0-0 | 28 |
| 9/4 | vs. Wake Forest (2ot) | 1-1 | * | 0 | 0 | 0 | 0 | .500 | 0 | .500 | 0 | 0-0 | 34 |
| 9/6 | vs. St. John's | 0-2 | ** | 0 | 0 | 0 | 2 | .250 | 1 | .500 | 0 | 0-0 | 44 |
| 9/11 | SEATTLE | 3-0 | * | 0 | 0 | 0 | 1 | .200 | 0 | .400 | 0 | 0-0 | 33 |
| 9/13 | NEW MEXICO (ot) | 1-2 | * | 0 | 0 | 0 | 0 | .200 | 0 | .400 | 0 | 0-0 | 32 |
| 9/18 | at DePaul | 2-1 | * | 0 | 0 | 0 | 1 | .167 | 1 | .500 | 0 | 0-0 | 33 |
| 9/20 | at USF | 1-2 | * | 0 | 0 | 0 | 1 | .143 | 1 | .571 | 0 | 0-0 | 34 |
| 9/25 | LOUISVILLE | 4-0 | * | 1 | 0 | 2 | 1 | .250 | 1 | .625 | 0 | 0-0 | 27 |
| 9/27 | CINCINNATI | 0-1 | * | 0 | 0 | 0 | 3 | .182 | 0 | .455 | 0 | 0-0 | 47 |
| 10/2 | SETON HALL | 2-1 | * | 0 | 0 | 0 | 0 | .182 | 0 | .455 | 0 | 0-0 | 31 |
| 10/7 | at Marquette | 2-0 | ** | 0 | 0 | 0 | 0 | .182 | 0 | .455 | 0 | 0-0 | 29 |
| 10/10 | at Providence | 1-0 | ** | 0 | 0 | 0 | 1 | .167 | 1 | .500 | 0 | 0-0 | 50 |
| 10/14 | INDIANA | 0-3 | * | 0 | 0 | 0 | 1 | .154 | 0 | .462 | 0 | 0-0 | 35 |
| 10/17 | WEST VIRGINIA | 0-1 | * | 0 | 0 | 0 | 2 | .133 | 0 | .400 | 0 | 0-0 | 40 |
| 10/21 | at Georgetown | 2-1 | * | 0 | 0 | 0 | 2 | .118 | 0 | .353 | 0 | 0-0 | 37 |
| 10/24 | at Pittsburgh | 1-0 | ** | 0 | 0 | 0 | 0 | .118 | 0 | .353 | 0 | 0-0 | 30 |
| Totals | | | 16-4 | 2 | 0 | 4 | 17 | .118 | 6 | .353 | 0 | 0-0 | 564 |

#13 Cory Rellas • sr. • M/D

| Date | Opponent | Score | GP-GS | G | A | Pts | Shots | Shot% | SOG | SOG% | GW | PK-ATT | MIN |
|--------|----------|-------|-------|---|---|-----|-------|-------|-----|------|----|--------|-----|
| 9/1 | MICHIGAN | 5-0 | ** | 0 | 0 | 0 | 0 | .000 | 0 | .000 | 0 | 0-0 | 14 |
| Totals | | | 1-1 | 0 | 0 | 0 | 0 | .000 | 0 | .000 | 0 | 0-0 | 14 |

#14 Adam Mena • So. • M

| Date | Opponent | Score | GP-GS | G | A | Pts | Shots | Shot% | SOG | SOG% | GW | PK-ATT | MIN |
|--------|-----------------------|-------|-------|---|---|-----|-------|-------|-----|-------|----|--------|-----|
| 9/1 | MICHIGAN | 5-0 | * | 0 | 0 | 0 | 1 | .000 | 1 | 1.000 | 0 | 0-0 | 30 |
| 9/4 | vs. Wake Forest (2ot) | 1-1 | * | 0 | 0 | 0 | 1 | .000 | 0 | .500 | 0 | 0-0 | 25 |
| 9/6 | vs. St. John's | 0-2 | * | 0 | 0 | 0 | 2 | .000 | 0 | .250 | 0 | 0-0 | 15 |
| 9/11 | SEATTLE | 3-0 | * | 0 | 0 | 0 | 1 | .000 | 0 | .200 | 0 | 0-0 | 8 |
| 9/13 | NEW MEXICO (ot) | 1-2 | * | 0 | 0 | 0 | 0 | .000 | 0 | .200 | 0 | 0-0 | 2 |
| 9/18 | at DePaul | 2-1 | * | 0 | 0 | 0 | 0 | .000 | 0 | .200 | 0 | 0-0 | 22 |
| 9/20 | at USF | 1-2 | * | 0 | 0 | 0 | 1 | .000 | 0 | .167 | 0 | 0-0 | 52 |
| 9/25 | LOUISVILLE | 4-0 | * | 0 | 0 | 0 | 0 | .000 | 0 | .167 | 0 | 0-0 | 5 |
| 10/10 | at Providence | 1-0 | * | 0 | 0 | 0 | 0 | .000 | 0 | .167 | 0 | 0-0 | 13 |
| 10/14 | INDIANA | 0-3 | * | 0 | 0 | 0 | 0 | .000 | 0 | .167 | 0 | 0-0 | 8 |
| 10/17 | WEST VIRGINIA | 0-1 | * | 0 | 0 | 0 | 0 | .000 | 0 | .167 | 0 | 0-0 | 12 |
| 10/21 | at Georgetown | 2-1 | * | 0 | 0 | 0 | 1 | .000 | 0 | .143 | 0 | 0-0 | 7 |
| Totals | | | 12-0 | 0 | 0 | 0 | 7 | .000 | 1 | .143 | 0 | 0-0 | 199 |

#15 Matt Armstrong • Jr. • M

| Date | Opponent | Score | GP-GS | G | A | Pts | Shots | Shot% | SOG | SOG% | GW | PK-ATT | MIN |
|--------|-----------------------|-------|-------|---|---|-----|-------|-------|-----|------|----|--------|------|
| 9/1 | MICHIGAN | 5-0 | ** | 0 | 1 | 1 | 0 | .000 | 0 | .000 | 0 | 0-0 | 76 |
| 9/4 | vs. Wake Forest (2ot) | 1-1 | ** | 0 | 0 | 0 | 1 | .000 | 0 | .000 | 0 | 0-0 | 93 |
| 9/6 | vs. St. John's | 0-2 | ** | 0 | 0 | 0 | 0 | .000 | 0 | .000 | 0 | 0-0 | 79 |
| 9/11 | SEATTLE | 3-0 | ** | 0 | 0 | 0 | 1 | .000 | 0 | .000 | 0 | 0-0 | 83 |
| 9/13 | NEW MEXICO (ot) | 1-2 | ** | 0 | 0 | 0 | 1 | .000 | 0 | .000 | 0 | 0-0 | 68 |
| 9/18 | at DePaul | 2-1 | ** | 0 | 0 | 0 | 0 | .000 | 0 | .000 | 0 | 0-0 | 90 |
| 9/20 | at USF | 1-2 | ** | 0 | 0 | 0 | 0 | .000 | 0 | .000 | 0 | 0-0 | 74 |
| 9/25 | LOUISVILLE | 4-0 | ** | 0 | 0 | 0 | 0 | .000 | 0 | .000 | 0 | 0-0 | 90 |
| 9/27 | CINCINNATI | 0-1 | ** | 0 | 0 | 0 | 0 | .000 | 0 | .000 | 0 | 0-0 | 75 |
| 10/2 | SETON HALL | 2-1 | ** | 0 | 0 | 0 | 0 | .000 | 0 | .000 | 0 | 0-0 | 90 |
| 10/7 | at Marquette | 2-0 | ** | 0 | 0 | 0 | 0 | .000 | 0 | .000 | 0 | 0-0 | 70 |
| 10/10 | at Providence | 1-0 | ** | 0 | 0 | 0 | 0 | .000 | 0 | .000 | 0 | 0-0 | 109 |
| 10/14 | INDIANA | 0-3 | ** | 0 | 0 | 0 | 0 | .000 | 0 | .000 | 0 | 0-0 | 76 |
| 10/21 | at Georgetown | 2-1 | ** | 0 | 0 | 0 | 0 | .000 | 0 | .000 | 0 | 0-0 | 97 |
| 10/24 | at Pittsburgh | 1-0 | ** | 0 | 0 | 0 | 1 | .000 | 0 | .000 | 0 | 0-0 | 69 |
| Totals | | | 15-15 | 0 | 1 | 1 | 4 | .000 | 0 | .000 | 0 | 0-0 | 1239 |

#16 Andrew Luttrell • Jr. • M/F

| Date | Opponent | Score | GP-GS | G | A | Pts | Shots | Shot% | SOG | SOG% | GW | PK-ATT | MIN |
|--------|---------------|-------|-------|---|---|-----|-------|-------|-----|------|----|--------|-----|
| 9/1 | MICHIGAN | 5-0 | * | 0 | 0 | 0 | 0 | .000 | 0 | .000 | 0 | 0-0 | 7 |
| 10/17 | WEST VIRGINIA | 0-1 | * | 0 | 0 | 0 | 0 | .000 | 0 | .000 | 0 | 0-0 | 6 |
| Totals | | | 2-0 | 0 | 0 | 0 | 0 | .000 | 0 | .000 | 0 | 0-0 | 13 |

#17 Josh Thiermann • Jr. • M

| Date | Opponent | Score | GP-GS | G | A | Pts | Shots | Shot% | SOG | SOG% | GW | PK-ATT | MIN |
|--------|-----------------------|-------|-------|---|---|-----|-------|-------|-----|-------|----|--------|-----|
| 9/1 | MICHIGAN | 5-0 | * | 0 | 0 | 0 | 1 | .000 | 1 | 1.000 | 0 | 0-0 | 33 |
| 9/4 | vs. Wake Forest (2ot) | 1-1 | * | 0 | 0 | 0 | 0 | .000 | 0 | 1.000 | 0 | 0-0 | 40 |
| 9/6 | vs. St. John's | 0-2 | * | 0 | 0 | 0 | 0 | .000 | 0 | 1.000 | 0 | 0-0 | 8 |
| 9/11 | SEATTLE | 3-0 | * | 0 | 1 | 1 | 2 | .000 | 0 | .333 | 0 | 0-0 | 37 |
| 9/13 | NEW MEXICO (ot) | 1-2 | * | 0 | 0 | 0 | 1 | .000 | 1 | .500 | 0 | 0-0 | 38 |
| 9/18 | at DePaul | 2-1 | * | 0 | 0 | 0 | 1 | .000 | 0 | .400 | 0 | 0-0 | 66 |
| 9/20 | at USF | 1-2 | * | 0 | 0 | 0 | 0 | .000 | 0 | .400 | 0 | 0-0 | 45 |
| 9/25 | LOUISVILLE | 4-0 | ** | 0 | 0 | 0 | 0 | .000 | 0 | .400 | 0 | 0-0 | 43 |
| 9/27 | CINCINNATI | 0-1 | ** | 0 | 0 | 0 | 1 | .000 | 0 | .333 | 0 | 0-0 | 47 |
| 10/2 | SETON HALL | 2-1 | * | 0 | 0 | 0 | 0 | .000 | 0 | .333 | 0 | 0-0 | 10 |
| 10/7 | at Marquette | 2-0 | ** | 0 | 0 | 0 | 1 | .000 | 1 | .429 | 0 | 0-0 | 56 |
| 10/10 | at Providence | 1-0 | * | 0 | 0 | 0 | 0 | .000 | 0 | .429 | 0 | 0-0 | 17 |
| 10/14 | INDIANA | 0-3 | ** | 0 | 0 | 0 | 0 | .000 | 0 | .429 | 0 | 0-0 | 31 |
| 10/21 | at Georgetown | 2-1 | * | 0 | 0 | 0 | 0 | .000 | 0 | .429 | 0 | 0-0 | 32 |
| Totals | | | 14-4 | 0 | 1 | 1 | 7 | .000 | 3 | .429 | 0 | 0-0 | 503 |

#18 Brendan King • So. • M

| Date | Opponent | Score | GP-GS | G | A | Pts | Shots | Shot% | SOG | SOG% | GW | PK-ATT | MIN |
|--------|-----------------------|-------|-------|---|---|-----|-------|-------|-----|-------|----|--------|-----|
| 9/4 | vs. Wake Forest (2ot) | 1-1 | * | 0 | 0 | 0 | 1 | .000 | 1 | 1.000 | 0 | 0-0 | 43 |
| 9/6 | vs. St. John's | 0-2 | * | 0 | 0 | 0 | 0 | .000 | 0 | 1.000 | 0 | 0-0 | 40 |
| 9/11 | SEATTLE | 3-0 | * | 0 | 0 | 0 | 2 | .000 | 1 | .667 | 0 | 0-0 | 37 |
| 9/13 | NEW MEXICO (ot) | 1-2 | * | 0 | 0 | 0 | 0 | .000 | 0 | .667 | 0 | 0-0 | 46 |
| 9/18 | at DePaul | 2-1 | * | 0 | 0 | 0 | 0 | .000 | 0 | .667 | 0 | 0-0 | 66 |
| 9/20 | at USF | 1-2 | ** | 0 | 0 | 0 | 2 | .000 | 1 | .600 | 0 | 0-0 | 45 |
| 9/25 | LOUISVILLE | 4-0 | * | 0 | 0 | 0 | 3 | .000 | 1 | .500 | 0 | 0-0 | 42 |
| 9/27 | CINCINNATI | 0-1 | * | 0 | 0 | 0 | 1 | .000 | 0 | .444 | 0 | 0-0 | 43 |
| 10/2 | SETON HALL | 2-1 | ** | 0 | 0 | 0 | 1 | .000 | 0 | .400 | 0 | 0-0 | 45 |
| 10/7 | at Marquette | 2-0 | * | 0 | 1 | 1 | 0 | .000 | 0 | .400 | 0 | 0-0 | 35 |
| 10/10 | at Providence | 1-0 | * | 0 | 0 | 0 | 0 | .000 | 0 | .400 | 0 | 0-0 | 36 |
| 10/14 | INDIANA | 0-3 | ** | 0 | 0 | 0 | 1 | .000 | 1 | .455 | 0 | 0-0 | 67 |
| 10/17 | WEST VIRGINIA | 0-1 | ** | 0 | 0 | 0 | 0 | .000 | 0 | .455 | 0 | 0-0 | 60 |
| 10/21 | at Georgetown | 2-1 | * | 0 | 1 | 1 | 0 | .000 | 0 | .455 | 0 | 0-0 | 71 |
| 10/24 | at Pittsburgh | 1-0 | ** | 0 | 0 | 0 | 1 | .000 | 1 | .500 | 0 | 0-0 | 45 |
| Totals | | | 15-5 | 0 | 2 | 2 | 12 | .000 | 6 | .500 | 0 | 0-0 | 721 |

#19 Chris Sutton • So. • M/D

| Date | Opponent | Score | GP-GS | G | A | Pts | Shots | Shot% | SOG | SOG% | GW | PK-ATT | MIN |
|--------|-----------------------|-------|-------|---|---|-----|-------|-------|-----|------|----|--------|-----|
| 9/1 | MICHIGAN | 5-0 | ** | 0 | 0 | 0 | 0 | .000 | 0 | .000 | 0 | 0-0 | 90 |
| 9/4 | vs. Wake Forest (2ot) | 1-1 | ** | 0 | 0 | 0 | 0 | .000 | 0 | .000 | 0 | 0-0 | 64 |
| 9/11 | SEATTLE | 3-0 | * | 0 | 0 | 0 | 0 | .000 | 0 | .000 | 0 | 0-0 | 10 |
| 9/18 | at DePaul | 2-1 | ** | 0 | 0 | 0 | 0 | .000 | 0 | .000 | 0 | 0-0 | 90 |
| 9/20 | at USF | 1-2 | ** | 0 | 0 | 0 | 0 | .000 | 0 | .000 | 0 | 0-0 | 45 |
| 9/25 | LOUISVILLE | 4-0 | ** | 0 | 0 | 0 | 0 | .000 | 0 | .000 | 0 | 0-0 | 90 |
| 9/27 | CINCINNATI | 0-1 | ** | 0 | 0 | 0 | 0 | .000 | 0 | .000 | 0 | 0-0 | 90 |
| 10/2 | SETON HALL | 2-1 | ** | 0 | 0 | 0 | 0 | .000 | 0 | .000 | 0 | 0-0 | 90 |
| 10/17 | WEST VIRGINIA | 0-1 | * | 0 | 0 | 0 | 0 | .000 | 0 | .000 | 0 | 0-0 | 3 |
| Totals | | | 9-7 | 0 | 0 | 0 | 0 | .000 | 0 | .000 | 0 | 0-0 | 572 |

#20 Greg Klazura • Jr. • M/D

| Date | Opponent | Score | GP-GS | G | A | Pts | Shots | Shot% | SOG | SOG% | GW | PK-ATT | MIN |
|--------|--------------|-------|-------|---|---|-----|-------|-------|-----|------|----|--------|-----|
| 9/20 | at USF | 1-2 | * | 0 | 0 | 0 | 0 | .000 | 0 | .000 | 0 | 0-0 | 3 |
| 9/25 | LOUISVILLE | 4-0 | * | 0 | 0 | 0 | 0 | .000 | 0 | .000 | 0 | 0-0 | 5 |
| 10/7 | at Marquette | 2-0 | * | 0 | 0 | 0 | 0 | .000 | 0 | .000 | 0 | 0-0 | 2 |
| Totals | | | 3-0 | 0 | 0 | 0 | 0 | .000 | 0 | .000 | 0 | 0-0 | 10 |

#21 Justin Morrow • Sr. • M/D

| Date | Opponent | Score | GP-GS | G | A | Pts | Shots | Shot% | SOG | SOG% | GW | PK-ATT | MIN |
|--------|-----------------------|-------|-------|---|---|-----|-------|-------|-----|------|----|--------|------|
| 9/1 | MICHIGAN | 5-0 | ** | 0 | 0 | 0 | 3 | .000 | 1 | .333 | 0 | 0-0 | 57 |
| 9/4 | vs. Wake Forest (2ot) | 1-1 | ** | 0 | 0 | 0 | 3 | .000 | 0 | .167 | 0 | 0-0 | 64 |
| 9/6 | vs. St. John's | 0-2 | ** | 0 | 0 | 0 | 1 | .000 | 0 | .143 | 0 | 0-0 | 50 |
| 9/11 | SEATTLE | 3-0 | ** | 1 | 0 | 2 | 1 | .125 | 1 | .250 | 1 | 0-0 | 53 |
| 9/13 | NEW MEXICO (ot) | 1-2 | ** | 0 | 0 | 0 | 1 | .111 | 0 | .222 | 0 | 0-0 | 52 |
| 9/18 | at DePaul | 2-1 | ** | 0 | 0 | 0 | 0 | .111 | 0 | .222 | 0 | 0-0 | 24 |
| 9/20 | at USF | 1-2 | ** | 0 | 0 | 0 | 1 | .100 | 1 | .300 | 0 | 0-0 | 87 |
| 9/25 | LOUISVILLE | 4-0 | ** | 0 | 0 | 0 | 0 | .100 | 0 | .300 | 0 | 0-0 | 90 |
| 9/27 | CINCINNATI | 0-1 | ** | 0 | 0 | 0 | 0 | .100 | 0 | .300 | 0 | 0-0 | 90 |
| 10/2 | SETON HALL | 2-1 | ** | 1 | 0 | 2 | 1 | .182 | 1 | .364 | 1 | 0-0 | 90 |
| 10/7 | at Marquette | 2-0 | ** | 0 | 0 | 0 | 0 | .182 | 0 | .364 | 0 | 0-0 | 90 |
| 10/10 | at Providence | 1-0 | ** | 0 | 0 | 0 | 0 | .182 | 0 | .364 | 0 | 0-0 | 109 |
| 10/14 | INDIANA | 0-3 | ** | 0 | 0 | 0 | 0 | .182 | 0 | .364 | 0 | 0-0 | 90 |
| 10/17 | WEST VIRGINIA | 0-1 | ** | 0 | 0 | 0 | 0 | .182 | 0 | .364 | 0 | 0-0 | 90 |
| 10/21 | at Georgetown | 2-1 | ** | 0 | 0 | 0 | 0 | .182 | 0 | .364 | 0 | 0-0 | 97 |
| 10/24 | at Pittsburgh | 1-0 | ** | 0 | 0 | 0 | 0 | .182 | 0 | .364 | 0 | 0-0 | 90 |
| Totals | | | 16-16 | 2 | 0 | 4 | 11 | .182 | 4 | .364 | 2 | 0-0 | 1223 |

#22 Dillon Powers • Fr. • M

| Date | Opponent | Score | GP-GS | G | A | Pts | Shots | Shot% | SOG | SOG% | GW | PK-ATT | MIN |
|--------|-----------------------|-------|-------|---|---|-----|-------|-------|-----|------|----|--------|-----|
| 9/1 | MICHIGAN | 5-0 | * | 0 | 1 | 1 | 1 | .000 | 0 | .000 | 0 | 0-0 | 14 |
| 9/4 | vs. Wake Forest (2ot) | 1-1 | * | 0 | 0 | 0 | 2 | .000 | 1 | .333 | 0 | 0-0 | 17 |
| 9/6 | vs. St. John's | 0-2 | * | 0 | 0 | 0 | 0 | .000 | 0 | .333 | 0 | 0-0 | 11 |
| 9/11 | SEATTLE | 3-0 | * | 0 | 0 | 0 | 0 | .000 | 0 | .333 | 0 | 0-0 | 18 |
| 9/13 | NEW MEXICO (ot) | 1-2 | * | 0 | 0 | 0 | 1 | .000 | 0 | .250 | 0 | 0-0 | 24 |
| 10/7 | at Marquette | 2-0 | * | 0 | 0 | 0 | 2 | .000 | 0 | .167 | 0 | 0-0 | 20 |
| 10/10 | at Providence | 1-0 | * | 0 | 1 | 1 | 4 | .000 | 3 | .400 | 0 | 0-0 | 38 |
| 10/14 | INDIANA | 0-3 | ** | 0 | 0 | 0 | 0 | .000 | 0 | .400 | 0 | 0-0 | 25 |
| 10/17 | WEST VIRGINIA | 0-1 | ** | 0 | 0 | 0 | 2 | .000 | 2 | .500 | 0 | 0-0 | 90 |
| 10/21 | at Georgetown | 2-1 | * | 0 | 0 | 0 | 0 | .000 | 0 | .500 | 0 | 0-0 | 26 |
| 10/24 | at Pittsburgh | 1-0 | * | 0 | 0 | 0 | 4 | .000 | 1 | .438 | 0 | 0-0 | 49 |
| Totals | | | 11-1 | 0 | 2 | 2 | 16 | .000 | 7 | .438 | 0 | 0-0 | 332 |

#23 Michael Rose • So. • M/F

| Date | Opponent | Score | GP-GS | G | A | Pts | Shots | Shot% | SOG | SOG% | GW | PK-ATT | MIN |
|--------|-----------------|-------|-------|---|---|-----|-------|-------|-----|-------|----|--------|-----|
| 9/11 | SEATTLE | 3-0 | * | 0 | 0 | 0 | 1 | .000 | 1 | 1.000 | 0 | 0-0 | 5 |
| 9/13 | NEW MEXICO (ot) | 1-2 | * | 0 | 0 | 0 | 1 | .000 | 1 | 1.000 | 0 | 0-0 | 16 |
| 9/20 | at USF | 1-2 | * | 0 | 1 | 1 | 1 | .000 | 0 | .667 | 0 | 0-0 | 38 |
| 9/25 | LOUISVILLE | 4-0 | * | 0 | 0 | 0 | 0 | .000 | 0 | .667 | 0 | 0-0 | 42 |
| 9/27 | CINCINNATI | 0-1 | * | 0 | 0 | 0 | 0 | .000 | 0 | .667 | 0 | 0-0 | 43 |
| 10/2 | SETON HALL | 2-1 | * | 0 | 0 | 0 | 0 | .000 | 0 | .667 | 0 | 0-0 | 35 |
| 10/7 | at Marquette | 2-0 | * | 0 | 0 | 0 | 2 | .000 | 1 | .600 | 0 | 0-0 | 49 |
| 10/10 | at Providence | 1-0 | * | 0 | 0 | 0 | 2 | .000 | 1 | .571 | 0 | 0-0 | 67 |
| 10/14 | INDIANA | 0-3 | * | 0 | 0 | 0 | 1 | .000 | 1 | .625 | 0 | 0-0 | 49 |
| 10/17 | WEST VIRGINIA | 0-1 | ** | 0 | 0 | 0 | 1 | .000 | 1 | .667 | 0 | 0-0 | 74 |
| 10/21 | at Georgetown | 2-1 | ** | 0 | 0 | 0 | 0 | .000 | 0 | .667 | 0 | 0-0 | 58 |
| 10/24 | at Pittsburgh | 1-0 | * | 1 | 0 | 2 | 1 | .100 | 1 | .700 | 1 | 0-0 | 45 |
| Totals | | | 12-2 | 1 | 1 | 3 | 10 | .100 | 7 | .700 | 1 | 0-0 | 521 |

#26 Michael Knapp • So. • D

| Date | Opponent | Score | GP-GS | G | A | Pts | Shots | Shot% | SOG | SOG% | GW | PK-ATT | MIN |
|--------|----------|-------|-------|---|---|-----|-------|-------|-----|------|----|--------|-----|
| 9/20 | at USF | 1-2 | * | 0 | 0 | 0 | 0 | .000 | 0 | .000 | 0 | 0-0 | 45 |
| Totals | | | 1-0 | 0 | 0 | 0 | 0 | .000 | 0 | .000 | 0 | 0-0 | 45 |

M GAME 1 **ND**

Sept. 1, 2009
Alumni Stadium • Notre Dame, Ind.

| | <u>1</u> | <u>2</u> | | <u>F</u> |
|----------------|----------|----------|---|----------|
| #21 Michigan | 0 | 0 | - | 0 |
| #10 Notre Dame | 1 | 4 | - | 5 |

Scoring: ND: Jeb Brovsky (Michael Thomas) 25:03; ND: Steven Perry (Tamba Samba) 49:09; ND: Bright Dike (unassisted) 63:51; ND: Bright Dike (Matt Armstrong) 70:55; ND: Bright Dike (Dillon Powers) 76:02
Goalkeepers: UM: Chris Blais - 90:00 - 5 ga - 6 svs - L; ND: Andrew Quinn - 83:22 - 0 ga - 3 svs - W; Philip Tuttle - 6:38 - 0 ga - 0 svs

| | <u>UM</u> | <u>ND</u> |
|--------------|-----------|-----------|
| Shots | 17 | 23 |
| Corner Kicks | 5 | 8 |
| Saves | 7 | 4 |
| Fouls | 10 | 13 |
| Offsides | 1 | 4 |

WF GAME 2 **ND**

Sept. 4, 2009
Armstrong Stadium • Bloomington, Ind.
adidas/IU Credit Union Classic

| | <u>1</u> | <u>2</u> | <u>OT</u> | <u>OT2</u> | | <u>F</u> |
|----------------|----------|----------|-----------|------------|---|----------|
| #3 Wake Forest | 1 | 0 | 0 | 0 | - | 1 |
| #10 Notre Dame | 0 | 1 | 0 | 0 | - | 1 |

Scoring: WF: Luke Norman (Corben Bone) 12:04; ND: Michael Thomas (penalty kick) 76:37
Goalkeepers: WF: Akira Fitzgerald - 110:00 - 1 ga - 4 svs - T; ND: Andrew Quinn - 110:00 - 1 ga - 5 svs - T

| | <u>WF</u> | <u>ND</u> |
|--------------|-----------|-----------|
| Shots | 13 | 16 |
| Corner Kicks | 8 | 6 |
| Saves | 4 | 5 |
| Fouls | 11 | 11 |
| Offsides | 4 | 5 |

SJ GAME 3 **ND**

Sept. 6, 2009
Armstrong Stadium • Bloomington, Ind.
adidas/IU Credit Union Classic

| | <u>1</u> | <u>2</u> | | <u>F</u> |
|----------------|----------|----------|---|----------|
| #1 St. John's | 0 | 2 | - | 2 |
| #10 Notre Dame | 0 | 0 | - | 0 |

Scoring: SJ: Sverre Wegge Gundhus (Nelson Becerra) 67:21; SJ: Nelson Becerra (unassisted) 89:56
Goalkeepers: SJ: Derby Carrillo - 90:00 - 0 ga - 4 svs - W; ND: Philip Tuttle - 90:00 - 2 ga - 3 svs - L

| | <u>SJ</u> | <u>ND</u> |
|--------------|-----------|-----------|
| Shots | 10 | 13 |
| Corner Kicks | 6 | 2 |
| Saves | 4 | 3 |
| Fouls | 7 | 9 |
| Offsides | 3 | 1 |

U GAME 4 **ND**

Sept. 11, 2009
Alumni Stadium • Notre Dame, Ind.
Hilton Garden Inn Mike Berticelli Memorial Tournament

| | <u>1</u> | <u>2</u> | | <u>F</u> |
|----------------|----------|----------|---|----------|
| Seattle | 0 | 0 | - | 0 |
| #10 Notre Dame | 1 | 2 | - | 3 |

Scoring: ND: Justin Morrow (Bright Dike) 9:00; ND: Michael Thomas (Josh Thiermann) 59:37; ND: John Schaefer (unassisted) 71:57
Goalkeepers: SU: Emerson De Oliveira - 90:00 - 3 ga - 3 svs - L; ND: Philip Tuttle - 90:00 - 0 ga - 2 svs - W

| | <u>SU</u> | <u>ND</u> |
|--------------|-----------|-----------|
| Shots | 7 | 19 |
| Corner Kicks | 2 | 9 |
| Saves | 3 | 2 |
| Fouls | 8 | 10 |
| Offsides | 0 | 4 |

NEW MEXICO GAME 5 **ND**

Sept. 13, 2009
Alumni Stadium • Notre Dame, Ind.
Hilton Garden Inn Mike Berticelli Memorial Tournament

| | <u>1</u> | <u>2</u> | <u>OT</u> | | <u>F</u> |
|----------------|----------|----------|-----------|---|----------|
| New Mexico | 1 | 0 | 1 | - | 2 |
| #10 Notre Dame | 1 | 0 | 0 | - | 1 |

Scoring: ND: Own Goal 3:08; NM: Justin Davis (Michael Reed) 37:54; NM: Justin Davis (Stephen Brown) 91:48
Goalkeepers: NM: Justin Fite - 91:48 - 1 ga - 5 svs - W; ND: Andrew Quinn - 91:48 - 2 ga - 5 svs - L

| | <u>NM</u> | <u>ND</u> |
|--------------|-----------|-----------|
| Shots | 11 | 13 |
| Corner Kicks | 8 | 5 |
| Saves | 5 | 5 |
| Fouls | 10 | 5 |
| Offsides | 1 | 2 |

ND GAME 6 **DEPAUL**

Sept. 18, 2009
Wish Field • Chicago, Ill.

| | <u>1</u> | <u>2</u> | | <u>F</u> |
|----------------|----------|----------|---|----------|
| #20 Notre Dame | 1 | 1 | - | 2 |
| DePaul | 1 | 0 | - | 1 |

Scoring: ND: Jeb Brovsky (Michael Thomas) 9:53; DP: Mark Plotkin (unassisted) 25:22; ND: Bright Dike (Michael Thomas) 59:00
Goalkeepers: ND: Philip Tuttle - 90:00 - 1 ga - 2 svs - W; DP: Joe Ferrari - 90:00 - 2 ga - 1 sv - L

| | <u>ND</u> | <u>DP</u> |
|--------------|-----------|-----------|
| Shots | 4 | 7 |
| Corner Kicks | 2 | 3 |
| Saves | 2 | 1 |
| Fouls | 5 | 6 |
| Offsides | 1 | 1 |

ND GAME 7 **USF**

Sept. 20, 2009
USF Soccer Stadium • Tampa, Fla.

| | <u>1</u> | <u>2</u> | | <u>F</u> |
|----------------|----------|----------|---|----------|
| #20 Notre Dame | 0 | 1 | - | 1 |
| #5 USF | 1 | 1 | - | 2 |

Scoring: USF: Hasani Sinclair (Ashani Fairclough) 4:58; ND: Bright Dike (Michael Rose) 77:04; USF: Jorge Mora (Bernardo Anor) 83:03
Goalkeepers: ND: Andrew Quinn - 6:58 - 1 ga - 1 sv; Philip Tuttle - 83:02 - 1 ga - 3 svs - L; USF: Jeff Attinella - 90:00 - 1 ga - 6 svs - W

| | <u>ND</u> | <u>USF</u> |
|--------------|-----------|------------|
| Shots | 13 | 10 |
| Corner Kicks | 8 | 4 |
| Saves | 4 | 6 |
| Fouls | 9 | 8 |
| Offsides | 0 | 5 |

ND GAME 8 **ND**

Sept. 25, 2009
Alumni Stadium • Notre Dame, Ind.

| | <u>1</u> | <u>2</u> | | <u>F</u> |
|----------------|----------|----------|---|----------|
| #7 Louisville | 0 | 0 | - | 0 |
| #21 Notre Dame | 0 | 4 | - | 4 |

Scoring: ND: Michael Thomas (Dave Donohue) 48:28; ND: Steven Perry (Michael Thomas) 59:14; ND: Bright Dike (Jeb Brovsky) 74:12; ND: Jeb Brovsky (Bright Dike) 76:26
Goalkeepers: UL: Andre Boudreaux - 90:00 - 4 ga - 1 sv - L; ND: Philip Tuttle - 90:00 - 0 ga - 3 svs - W

| | <u>UL</u> | <u>ND</u> |
|--------------|-----------|-----------|
| Shots | 10 | 12 |
| Corner Kicks | 5 | 4 |
| Saves | 1 | 3 |
| Fouls | 9 | 17 |
| Offsides | 1 | 0 |

ND GAME 9 **ND**



Sept. 27, 2009
Alumni Stadium • Notre Dame, Ind.

| | <u>1</u> | <u>2</u> | | <u>F</u> |
|----------------|----------|----------|---|----------|
| Cincinnati | 0 | 1 | - | 1 |
| #21 Notre Dame | 0 | 0 | - | 0 |

Scoring: UC: Mark Konitsch (Nick Weightman) 49:12
Goalkeepers: UC: Matt Williams - 90:00 - 0 ga - 4 svs - W; ND: Andrew Quinn - 90:00 - 1 ga - 4 svs - L

| | <u>UC</u> | <u>ND</u> |
|--------------|-----------|-----------|
| Shots | 11 | 15 |
| Corner Kicks | 6 | 12 |
| Saves | 7 | 4 |
| Fouls | 8 | 10 |
| Offsides | 0 | 1 |

GAME 10



Oct. 2, 2009
Alumni Stadium • Notre Dame, Ind.

| | 1 | 2 | | E |
|----------------|---|---|---|---|
| Seton Hall | 1 | 0 | - | 1 |
| #25 Notre Dame | 0 | 2 | - | 2 |

Scoring: SH: Brayan Martinez (unassisted) 18:46; ND: Michael Thomas (penalty kick) 50:03; ND: Justin Morrow (unassisted) 70:32
Goalkeepers: SH: Paul McHenry – 90:00 – 2 ga – 5 svs - L; ND: Philip Tuttle – 90:00 – 1 ga – 1 sv – W

| | SH | ND |
|--------------|----|----|
| Shots | 7 | 14 |
| Corner Kicks | 4 | 6 |
| Saves | 5 | 1 |
| Fouls | 11 | 8 |
| Offsides | 4 | 2 |

GAME 11



Oct. 7, 2009
Valley Fields • Milwaukee, Wis.

| | 1 | 2 | | E |
|----------------|---|---|---|---|
| #24 Notre Dame | 0 | 2 | - | 2 |
| Marquette | 0 | 0 | - | 0 |

Scoring: ND: Tamba Samba (unassisted) 47:54; ND: Bright Dike (Brendan King) 54:37
Goalkeepers: ND: Andrew Quinn – 90:00 – 0 ga – 2 svs - W; MU: Matt Pyzdrowski – 90:00 – 2 ga – 5 svs - L

| | ND | MU |
|--------------|----|----|
| Shots | 15 | 8 |
| Corner Kicks | 5 | 4 |
| Saves | 2 | 5 |
| Fouls | 13 | 9 |
| Offsides | 2 | 0 |

GAME 12



Oct. 10, 2009
Glax Field • Providence, R.I.

| | 1 | 2 | OT | OT2 | E |
|----------------|---|---|----|-----|-----|
| #24 Notre Dame | 0 | 0 | 0 | 1 | - 1 |
| Providence | 0 | 0 | 0 | 0 | - 0 |

Scoring: ND: Bright Dike (Dillon Powers) 109:09
Goalkeepers: ND: Philip Tuttle – 109:09 – 0 ga – 2 svs - W; PC: Timothy Murray – 109:09 – 1 ga – 9 svs - L

| | ND | PC |
|--------------|----|----|
| Shots | 18 | 14 |
| Corner Kicks | 5 | 6 |
| Saves | 2 | 9 |
| Fouls | 9 | 9 |
| Offsides | 2 | 5 |

GAME 13



Oct. 14, 2009
Alumni Stadium • Notre Dame, Ind.

| | 1 | 2 | | E |
|----------------|---|---|---|---|
| #19 Indiana | 0 | 3 | - | 3 |
| #22 Notre Dame | 0 | 0 | - | 0 |

Scoring: IU: own goal 65:23; IU: Darren Yeagle (unassisted) 78:21; IU: Will Bruin (unassisted) 82:37
Goalkeepers: IU: Luis Soffner – 90:00 – 0 ga – 3 svs - W; ND: Andrew Quinn – 90:00 – 3 ga – 3 svs - L

| | IU | ND |
|--------------|----|----|
| Shots | 9 | 9 |
| Corner Kicks | 5 | 6 |
| Saves | 3 | 4 |
| Fouls | 6 | 4 |
| Offsides | 0 | 3 |

GAME 14



Oct. 17, 2009
Alumni Stadium • Notre Dame, Ind.

| | 1 | 2 | | E |
|----------------|---|---|---|---|
| West Virginia | 0 | 1 | - | 1 |
| #22 Notre Dame | 0 | 0 | - | 0 |

Scoring: WV: Alex Silva (unassisted) 47:48
Goalkeepers: WV: Zach Johnson – 90:00 – 0 ga – 8 svs – W, 3 team saves; ND: Philip Tuttle – 90:00 – 1 ga – 1 sv – L

| | WV | ND |
|--------------|----|----|
| Shots | 3 | 18 |
| Corner Kicks | 3 | 15 |
| Saves | 11 | 1 |
| Fouls | 9 | 10 |
| Offsides | 1 | 0 |

GAME 15



Oct. 21, 2009
North Kehoe Field • Washington, D.C.

| | 1 | 2 | OT | E |
|------------|---|---|----|-----|
| Notre Dame | 1 | 0 | 1 | - 2 |
| Georgetown | 0 | 1 | 0 | - 1 |

Scoring: ND: Michael Thomas (Brendan King) 30:28; GU: Scott Larrabee (Jimmy Nealis, Mark Zeman) 50:48; ND: Bilal Duckett (unassisted) 97:00
Goalkeepers: ND: Andrew Quinn – 97:00 – 1 ga – 7 svs - W; GU: Matthew Brutto – 90:00 – 1 ga – 1 sv; Erik Garciamendez – 7:00 – 1 ga – 0 svs - L

| | ND | GU |
|--------------|----|----|
| Shots | 12 | 16 |
| Corner Kicks | 4 | 7 |
| Saves | 7 | 1 |
| Fouls | 12 | 10 |
| Offsides | 0 | 3 |

GAME 16

Oct. 24, 2009
North Allegheny High School • Wexford, Pa.

| | 1 | 2 | | E |
|------------|---|---|---|---|
| Notre Dame | 0 | 1 | - | 1 |
| Pittsburgh | 0 | 0 | - | 0 |

Scoring: ND: Michael Rose (Michael Thomas, Jeb Brovsky) 47:05
Goalkeepers: ND: Philip Tuttle – 90:00 – 0 ga – 1 sv - W; UP: Zack Matthews – 90:00 – 1 ga – 5 svs - L

| | ND | UP |
|--------------|----|----|
| Shots | 16 | 8 |
| Corner Kicks | 5 | 0 |
| Saves | 1 | 5 |
| Fouls | 8 | 6 |
| Offsides | 0 | 3 |

2009 Notre Dame Men's Soccer
Notre Dame Combined Team Statistics (as of Oct 24, 2009)
All games

| RECORD: | OVERALL | HOME | AWAY | NEUTRAL |
|----------------|----------------|-------------|-------------|----------------|
| ALL GAMES | 9-6-1 | 4-4 | 5-1 | 0-1-1 |
| CONFERENCE | 7-3 | 2-2 | 5-1 | 0-0 |
| NON-CONFERENCE | 2-3-1 | 2-2 | 0-0 | 0-1-1 |

| Date | Opponent | Score | Att. | # | Player | gp | g | a | pts | sh | sh% | sog | sog% | gw | pk-att | |
|----------|-----------------------|-------|------|------|--------|-----------------|----|---|-----|----|-----|------|------|------|--------|-----|
| Sep 1 | #21 MICHIGAN | W | 5-0 | 1818 | 9 | DIKE, Bright | 16 | 8 | 2 | 18 | 39 | .205 | 22 | .564 | 2 | 0-0 |
| Sep 04 | vs #3 Wake Forest | To2 | 1-1 | 0 | 8 | THOMAS, Michael | 16 | 5 | 5 | 15 | 36 | .139 | 18 | .500 | 1 | 2-3 |
| Sep 06 | vs #1 St. John's | L | 0-2 | 0 | 5 | BROVSKY, Jeb | 15 | 3 | 2 | 8 | 33 | .091 | 11 | .333 | 1 | 0-0 |
| Sep 11 | SEATTLE | W | 3-0 | 1469 | 11 | PERRY, Steven | 16 | 2 | 0 | 4 | 17 | .118 | 6 | .353 | 0 | 0-0 |
| Sep 13 | NEW MEXICO | Lot | 1-2 | 1054 | 21 | MORROW, Justin | 16 | 2 | 0 | 4 | 11 | .182 | 4 | .364 | 2 | 0-0 |
| * Sep 18 | at DePaul | W | 2-1 | 520 | 10 | SAMBA, Tamba | 15 | 1 | 1 | 3 | 12 | .083 | 6 | .500 | 1 | 0-0 |
| * Sep 20 | at #5 USF | L | 1-2 | 1255 | 23 | ROSE, Michael | 12 | 1 | 1 | 3 | 10 | .100 | 7 | .700 | 1 | 0-0 |
| * Sep 25 | #7 LOUISVILLE | W | 4-0 | 1142 | 7 | SCHAEFER, John | 16 | 1 | 0 | 2 | 8 | .125 | 4 | .500 | 0 | 0-0 |
| * Sep 27 | CINCINNATI | L | 0-1 | 2002 | 3 | DUCKETT, Bilal | 16 | 1 | 0 | 2 | 8 | .125 | 2 | .250 | 1 | 0-0 |
| * Oct 02 | SETON HALL | W | 2-1 | 1314 | 22 | POWERS, Dillon | 11 | 0 | 2 | 2 | 16 | .000 | 7 | .438 | 0 | 0-0 |
| * Oct 07 | at Marquette | W | 2-0 | 850 | 18 | KING, Brendan | 15 | 0 | 2 | 2 | 12 | .000 | 6 | .500 | 0 | 0-0 |
| * Oct 10 | at Providence College | Wo2 | 1-0 | 314 | 17 | THIERMANN, Josh | 14 | 0 | 1 | 1 | 7 | .000 | 3 | .429 | 0 | 0-0 |
| Oct 14 | #19 INDIANA | L | 0-3 | 1430 | 6 | DONOHUE, Dave | 14 | 0 | 1 | 1 | 6 | .000 | 3 | .500 | 0 | 0-0 |
| * Oct 17 | WEST VIRGINIA | L | 0-1 | 1651 | 15 | ARMSTRONG, Matt | 15 | 0 | 1 | 1 | 4 | .000 | 0 | .000 | 0 | 0-0 |
| * Oct 21 | at Georgetown | Wot | 2-1 | 703 | 14 | MENA, Adam | 12 | 0 | 0 | 0 | 7 | .000 | 1 | .143 | 0 | 0-0 |
| * Oct 24 | at Pitt | W | 1-0 | 243 | 4 | MCGRATH, Sean | 6 | 0 | 0 | 0 | 2 | .000 | 1 | .500 | 0 | 0-0 |

| TEAM STATISTICS | ND | OPP |
|------------------------|-----------|------------|
| SHOT STATISTICS | | |
| Goals-Shotattempts | 25-230 | 15-161 |
| Goals scored per game | 1.56 | 0.94 |
| Shot pct. | .109 | .093 |
| Shots on goal-Attempts | 102-230 | 65-161 |
| SOG pct. | .443 | .404 |
| Shots/Game | 14.4 | 10.1 |
| CORNER KICKS | 102 | 76 |
| PENALTY KICKS | 2-3 | 0-0 |
| PENALTIES | | |
| Yellowcards | 17 | 8 |
| Red cards | 0 | 0 |
| ATTENDANCE | | |
| Total | 11880 | 3885 |
| Dates/Avg Per Date | 8/1485 | 6/648 |
| Neutral Site #/Avg | 2/0 | |

| | | | | | | | | | | | |
|------------------|------------------|----|----|----|----|-----|------|-----|------|---|-----|
| 26 | KNAPP, Michael | 1 | 0 | 0 | 0 | 0 | .000 | 0 | .000 | 0 | 0-0 |
| 20 | KLAZURA, Greg | 3 | 0 | 0 | 0 | 0 | .000 | 0 | .000 | 0 | 0-0 |
| 19 | SUTTON, Chris | 9 | 0 | 0 | 0 | 0 | .000 | 0 | .000 | 0 | 0-0 |
| 16 | LUTTRELL, Andrew | 2 | 0 | 0 | 0 | 0 | .000 | 0 | .000 | 0 | 0-0 |
| 13 | RELLAS, Cory | 1 | 0 | 0 | 0 | 0 | .000 | 0 | .000 | 0 | 0-0 |
| 1 | TUTTLE, Philip | 10 | 0 | 0 | 0 | 0 | .000 | 0 | .000 | 0 | 0-0 |
| 0 | QUINN, Andrew | 8 | 0 | 0 | 0 | 0 | .000 | 0 | .000 | 0 | 0-0 |
| Total | | 16 | 25 | 18 | 68 | 230 | .109 | 102 | .443 | 9 | 2-3 |
| Opponents | | 16 | 15 | 9 | 39 | 161 | .093 | 65 | .404 | 6 | 0-0 |

| # | Goalie | GP | Min. | GA | GAAvg | Saves | Pct | W-L-T | Sho |
|------------------|----------------|----|---------|----|-------|-------|------|-------|-----|
| 1 | TUTTLE, Philip | 10 | 828:49 | 6 | 0.65 | 18 | .750 | 6-3-0 | 4 |
| 0 | QUINN, Andrew | 8 | 659:08 | 9 | 1.23 | 30 | .769 | 3-3-1 | 1 |
| Total | | 16 | 1487:57 | 15 | 0.91 | 50 | .769 | 9-6-1 | 6 |
| Opponents | | 16 | 1487:57 | 25 | 1.51 | 77 | .755 | 6-9-1 | 4 |

| Goals by Period | 1st | 2nd | OT | OT2 | Total |
|------------------------|-----|-----|----|-----|-------|
| Notre Dame | 5 | 18 | 1 | 1 | 25 |
| Opponents | 5 | 9 | 1 | 0 | 15 |

| Shots by Period | 1st | 2nd | OT | OT2 | Total |
|------------------------|-----|-----|----|-----|-------|
| Notre Dame | 89 | 131 | 6 | 4 | 230 |
| Opponents | 88 | 70 | 1 | 2 | 161 |

| Saves by Period | 1st | 2nd | OT | OT2 | Total |
|------------------------|-----|-----|----|-----|-------|
| Notre Dame | 32 | 18 | 0 | 0 | 50 |
| Opponents | 32 | 41 | 2 | 2 | 77 |

| Corners by Period | 1st | 2nd | OT | OT2 | Total |
|--------------------------|-----|-----|----|-----|-------|
| Notre Dame | 48 | 50 | 1 | 3 | 102 |
| Opponents | 45 | 31 | 0 | 0 | 76 |

| Fouls by Period | 1st | 2nd | OT | OT2 | Total |
|------------------------|-----|-----|----|-----|-------|
| Notre Dame | 76 | 75 | 2 | 0 | 153 |
| Opponents | 65 | 66 | 4 | 2 | 137 |

2009 Notre Dame Men's Soccer
Notre Dame Overall Individual Statistics (as of Oct 24, 2009)
All games

Overall: 9-6-1 Conf: 7-3-0 Home: 4-4-0 Away: 5-1-0 Neut: 0-1-1

| ## | Player | gp-gs | min | g | a | pts | sh | sh% | sog | sog% | gwg | pk-att |
|-----------|------------------|-------|------|----|----|-----|-----|------|-----|------|-----|--------|
| 9 | DIKE, Bright | 16-12 | 960 | 8 | 2 | 18 | 39 | .205 | 22 | .564 | 2 | 0-0 |
| 8 | THOMAS, Michael | 16-16 | 1453 | 5 | 5 | 15 | 36 | .139 | 18 | .500 | 1 | 2-3 |
| 5 | BROVSKY, Jeb | 15-12 | 1066 | 3 | 2 | 8 | 33 | .091 | 11 | .333 | 1 | 0-0 |
| 11 | PERRY, Steven | 16-4 | 564 | 2 | 0 | 4 | 17 | .118 | 6 | .353 | 0 | 0-0 |
| 21 | MORROW, Justin | 16-16 | 1223 | 2 | 0 | 4 | 11 | .182 | 4 | .364 | 2 | 0-0 |
| 10 | SAMBA, Tamba | 15-5 | 412 | 1 | 1 | 3 | 12 | .083 | 6 | .500 | 1 | 0-0 |
| 23 | ROSE, Michael | 12-2 | 521 | 1 | 1 | 3 | 10 | .100 | 7 | .700 | 1 | 0-0 |
| 7 | SCHAEFER, John | 16-15 | 1467 | 1 | 0 | 2 | 8 | .125 | 4 | .500 | 0 | 0-0 |
| 3 | DUCKETT, Bilal | 16-14 | 1340 | 1 | 0 | 2 | 8 | .125 | 2 | .250 | 1 | 0-0 |
| 22 | POWERS, Dillon | 11-1 | 332 | 0 | 2 | 2 | 16 | .000 | 7 | .438 | 0 | 0-0 |
| 18 | KING, Brendan | 15-5 | 721 | 0 | 2 | 2 | 12 | .000 | 6 | .500 | 0 | 0-0 |
| 17 | THIERMANN, Josh | 14-4 | 503 | 0 | 1 | 1 | 7 | .000 | 3 | .429 | 0 | 0-0 |
| 6 | DONOHUE, Dave | 14-14 | 628 | 0 | 1 | 1 | 6 | .000 | 3 | .500 | 0 | 0-0 |
| 15 | ARMSTRONG, Matt | 15-15 | 1239 | 0 | 1 | 1 | 4 | .000 | 0 | .000 | 0 | 0-0 |
| 14 | MENA, Adam | 12-0 | 199 | 0 | 0 | 0 | 7 | .000 | 1 | .143 | 0 | 0-0 |
| 4 | MCGRATH, Sean | 6-6 | 562 | 0 | 0 | 0 | 2 | .000 | 1 | .500 | 0 | 0-0 |
| 2 | MAUND, Aaron | 11-11 | 1020 | 0 | 0 | 0 | 2 | .000 | 0 | .000 | 0 | 0-0 |
| 26 | KNAPP, Michael | 1-0 | 45 | 0 | 0 | 0 | 0 | .000 | 0 | .000 | 0 | 0-0 |
| 20 | KLAZURA, Greg | 3-0 | 10 | 0 | 0 | 0 | 0 | .000 | 0 | .000 | 0 | 0-0 |
| 19 | SUTTON, Chris | 9-7 | 572 | 0 | 0 | 0 | 0 | .000 | 0 | .000 | 0 | 0-0 |
| 16 | LUTTRELL, Andrew | 2-0 | 13 | 0 | 0 | 0 | 0 | .000 | 0 | .000 | 0 | 0-0 |
| 13 | RELLAS, Cory | 1-1 | 14 | 0 | 0 | 0 | 0 | .000 | 0 | .000 | 0 | 0-0 |
| 1 | TUTTLE, Philip | 10-8 | 829 | 0 | 0 | 0 | 0 | .000 | 0 | .000 | 0 | 0-0 |
| 0 | QUINN, Andrew | 8-8 | 659 | 0 | 0 | 0 | 0 | .000 | 0 | .000 | 0 | 0-0 |
| Total | | 16 | - | 25 | 18 | 68 | 230 | .109 | 102 | .443 | 9 | 2-3 |
| Opponents | | 16 | - | 15 | 9 | 39 | 161 | .093 | 65 | .404 | 6 | 0-0 |

| ## | Goalie | gp-gs | Goal Average | | | Saves | | Record | | | |
|-----------|----------------|-------|--------------|----|-------|-------|-------|--------|---|---|-----|
| | | | min | ga | gaavg | saves | pct | w | l | t | sho |
| 1 | TUTTLE, Philip | 10-8 | 828:49 | 6 | 0.65 | 18 | .750 | 6 | 3 | 0 | 4 |
| 0 | QUINN, Andrew | 8-8 | 659:08 | 9 | 1.23 | 30 | .769 | 3 | 3 | 1 | 1 |
| TM | TEAM | - | 0:00 | 0 | 0.00 | 2 | 1.000 | 0 | 0 | 0 | 1 |
| Total | | 16 | 1487:57 | 15 | 0.91 | 50 | .769 | 9 | 6 | 1 | 6 |
| Opponents | | 16 | 1487:57 | 25 | 1.51 | 77 | .755 | 6 | 9 | 1 | 4 |

Team saves: 2

| Goals by Period | 1st | 2nd | OT | OT2 | Total |
|-----------------|-----|-----|----|-----|-------|
| Notre Dame | 5 | 18 | 1 | 1 | 25 |
| Opponents | 5 | 9 | 1 | 0 | 15 |

| Corners by Period | 1st | 2nd | OT | OT2 | Total |
|-------------------|-----|-----|----|-----|-------|
| Notre Dame | 48 | 50 | 1 | 3 | 102 |
| Opponents | 45 | 31 | 0 | 0 | 76 |

| Shots by Period | 1st | 2nd | OT | OT2 | Total |
|-----------------|-----|-----|----|-----|-------|
| Notre Dame | 89 | 131 | 6 | 4 | 230 |
| Opponents | 88 | 70 | 1 | 2 | 161 |

| Fouls by Period | 1st | 2nd | OT | OT2 | Total |
|-----------------|-----|-----|----|-----|-------|
| Notre Dame | 76 | 75 | 2 | 0 | 153 |
| Opponents | 65 | 66 | 4 | 2 | 137 |

| Saves by Period | 1st | 2nd | OT | OT2 | Total |
|-----------------|-----|-----|----|-----|-------|
| Notre Dame | 32 | 18 | 0 | 0 | 50 |
| Opponents | 32 | 41 | 2 | 2 | 77 |

| Attendance Summary | ND | Opponent |
|--------------------|--------|----------|
| Total | 11880 | 3885 |
| Dates/Avg Per Date | 8/1485 | 6/648 |
| Neutral Site #/Avg | 2/0 | |

2009 Notre Dame Men's Soccer
Notre Dame Overall Team Statistics (as of Oct 24, 2009)
All games

Overall: 9-6-1 Conf: 7-3-0 Home: 4-4-0 Away: 5-1-0 Neut: 0-1-1

| TEAM STATISTICS | ND | OPP |
|------------------------|-----------|------------|
| SHOT STATISTICS | | |
| Goals-Shot attempts | 25-230 | 15-161 |
| Goals scored per game | 1.56 | 0.94 |
| Shot pct. | .109 | .093 |
| Shots on goal-Attempts | 102-230 | 65-161 |
| SOG pct. | .443 | .404 |
| Shots/Game | 14.4 | 10.1 |
| Assists | 18 | 9 |
| CORNER KICKS | 102 | 76 |
| PENALTY KICKS | 2-3 | 0-0 |
| PENALTIES | | |
| Yellow cards | 17 | 8 |
| Red cards | 0 | 0 |
| ATTENDANCE | | |
| Total | 11880 | 3885 |
| Dates/Avg Per Date | 8/1485 | 6/648 |
| Neutral Site #/Avg | 2/0 | |

| Goals by Period | 1st | 2nd | OT | OT2 | Total |
|------------------------|------------|------------|-----------|------------|--------------|
| Notre Dame | 5 | 18 | 1 | 1 | 25 |
| Opponents | 5 | 9 | 1 | 0 | 15 |

| Corners by Period | 1st | 2nd | OT | OT2 | Total |
|--------------------------|------------|------------|-----------|------------|--------------|
| Notre Dame | 48 | 50 | 1 | 3 | 102 |
| Opponents | 45 | 31 | 0 | 0 | 76 |

| Shots by Period | 1st | 2nd | OT | OT2 | Total |
|------------------------|------------|------------|-----------|------------|--------------|
| Notre Dame | 89 | 131 | 6 | 4 | 230 |
| Opponents | 88 | 70 | 1 | 2 | 161 |

| Fouls by Period | 1st | 2nd | OT | OT2 | Total |
|------------------------|------------|------------|-----------|------------|--------------|
| Notre Dame | 76 | 75 | 2 | 0 | 153 |
| Opponents | 65 | 66 | 4 | 2 | 137 |

| Saves by Period | 1st | 2nd | OT | OT2 | Total |
|------------------------|------------|------------|-----------|------------|--------------|
| Notre Dame | 32 | 18 | 0 | 0 | 50 |
| Opponents | 32 | 41 | 2 | 2 | 77 |

2009 Notre Dame Men's Soccer
Notre Dame Category Leaders (as of Oct 24, 2009)
All games

| ## | Points | GP | G | A | Pts | Shots |
|----|-----------------|----|---|---|-----|-------|
| 9 | DIKE, Bright | 16 | 8 | 2 | 18 | 39 |
| 8 | THOMAS, Michael | 16 | 5 | 5 | 15 | 36 |
| 5 | BROVSKY, Jeb | 15 | 3 | 2 | 8 | 33 |
| 11 | PERRY, Steven | 16 | 2 | 0 | 4 | 17 |
| 21 | MORROW, Justin | 16 | 2 | 0 | 4 | 11 |
| 10 | SAMBA, Tamba | 15 | 1 | 1 | 3 | 12 |
| 23 | ROSE, Michael | 12 | 1 | 1 | 3 | 10 |
| 7 | SCHAEFER, John | 16 | 1 | 0 | 2 | 8 |
| 3 | DUCKETT, Bilal | 16 | 1 | 0 | 2 | 8 |
| 22 | POWERS, Dillon | 11 | 0 | 2 | 2 | 16 |

| ## | Shots | GP | G | A | Shots | Shot% |
|----|-----------------|----|---|---|-------|-------|
| 9 | DIKE, Bright | 16 | 8 | 2 | 39 | .205 |
| 8 | THOMAS, Michael | 16 | 5 | 5 | 36 | .139 |
| 5 | BROVSKY, Jeb | 15 | 3 | 2 | 33 | .091 |
| 11 | PERRY, Steven | 16 | 2 | 0 | 17 | .118 |
| 22 | POWERS, Dillon | 11 | 0 | 2 | 16 | .000 |
| 18 | KING, Brendan | 15 | 0 | 2 | 12 | .000 |
| 10 | SAMBA, Tamba | 15 | 1 | 1 | 12 | .083 |
| 21 | MORROW, Justin | 16 | 2 | 0 | 11 | .182 |
| 23 | ROSE, Michael | 12 | 1 | 1 | 10 | .100 |
| 7 | SCHAEFER, John | 16 | 1 | 0 | 8 | .125 |

| ## | Goals | GP | G | A | Pts | Shots |
|----|-----------------|----|---|---|-----|-------|
| 9 | DIKE, Bright | 16 | 8 | 2 | 18 | 39 |
| 8 | THOMAS, Michael | 16 | 5 | 5 | 15 | 36 |
| 5 | BROVSKY, Jeb | 15 | 3 | 2 | 8 | 33 |
| 21 | MORROW, Justin | 16 | 2 | 0 | 4 | 11 |
| 11 | PERRY, Steven | 16 | 2 | 0 | 4 | 17 |
| 23 | ROSE, Michael | 12 | 1 | 1 | 3 | 10 |
| 7 | SCHAEFER, John | 16 | 1 | 0 | 2 | 8 |
| 3 | DUCKETT, Bilal | 16 | 1 | 0 | 2 | 8 |
| 10 | SAMBA, Tamba | 15 | 1 | 1 | 3 | 12 |
| TM | TEAM | 16 | 1 | 0 | 2 | 0 |

| ## | Shots on Goal | GP | G | A | Shots | SOG | SOG% |
|----|-----------------|----|---|---|-------|-----|------|
| 9 | DIKE, Bright | 16 | 8 | 2 | 39 | 22 | .564 |
| 8 | THOMAS, Michael | 16 | 5 | 5 | 36 | 18 | .500 |
| 5 | BROVSKY, Jeb | 15 | 3 | 2 | 33 | 11 | .333 |
| 22 | POWERS, Dillon | 11 | 0 | 2 | 16 | 7 | .438 |
| 23 | ROSE, Michael | 12 | 1 | 1 | 10 | 7 | .700 |
| 11 | PERRY, Steven | 16 | 2 | 0 | 17 | 6 | .353 |
| 18 | KING, Brendan | 15 | 0 | 2 | 12 | 6 | .500 |
| 10 | SAMBA, Tamba | 15 | 1 | 1 | 12 | 6 | .500 |
| 21 | MORROW, Justin | 16 | 2 | 0 | 11 | 4 | .364 |
| 7 | SCHAEFER, John | 16 | 1 | 0 | 8 | 4 | .500 |

| ## | Assists | GP | G | A | Pts | Shots |
|----|-----------------|----|---|---|-----|-------|
| 8 | THOMAS, Michael | 16 | 5 | 5 | 15 | 36 |
| 5 | BROVSKY, Jeb | 15 | 3 | 2 | 8 | 33 |
| 18 | KING, Brendan | 15 | 0 | 2 | 2 | 12 |
| 9 | DIKE, Bright | 16 | 8 | 2 | 18 | 39 |
| 22 | POWERS, Dillon | 11 | 0 | 2 | 2 | 16 |
| 15 | ARMSTRONG, Matt | 15 | 0 | 1 | 1 | 4 |
| 10 | SAMBA, Tamba | 15 | 1 | 1 | 3 | 12 |
| 17 | THIERMANN, Josh | 14 | 0 | 1 | 1 | 7 |
| 6 | DONOHUE, Dave | 14 | 0 | 1 | 1 | 6 |
| 23 | ROSE, Michael | 12 | 1 | 1 | 3 | 10 |

| ## | Game-winning Goals | GP | No. |
|----|--------------------|----|-----|
| 9 | DIKE, Bright | 16 | 2 |
| 21 | MORROW, Justin | 16 | 2 |
| 5 | BROVSKY, Jeb | 15 | 1 |
| 23 | ROSE, Michael | 12 | 1 |
| 10 | SAMBA, Tamba | 15 | 1 |
| 8 | THOMAS, Michael | 16 | 1 |
| 3 | DUCKETT, Bilal | 16 | 1 |

2009 Notre Dame Men's Soccer
Notre Dame Game Results (as of Oct 24, 2009)
All games

| Date | Opponent | Score | Overall | Conf | Att. | Goals scored |
|----------|-----------------------|---------|---------|-------|------|--|
| Sep 1 | #21 MICHIGAN | W 5-0 | 1-0-0 | 0-0-0 | 1818 | BROVSKY, Jeb (THOMAS, Michael) PERRY, Steven (SAMBA, Tamba) DIKE, Bright (unassisted) DIKE, Bright (ARMSTRONG, Matt) DIKE, Bright (POWERS, Dillon) |
| Sep 04 | vs #3 Wake Forest | TO2 1-1 | 1-0-1 | 0-0-0 | | THOMAS, Michael (penalty kick) |
| Sep 06 | vs #1 St. John's | L 0-2 | 1-1-1 | 0-0-0 | | - |
| Sep 11 | SEATTLE | W 3-0 | 2-1-1 | 0-0-0 | 1469 | MORROW, Justin (DIKE, Bright) THOMAS, Michael (THIERMANN, Josh) SCHAEFER, John (unassisted) |
| Sep 13 | NEW MEXICO | LOT 1-2 | 2-2-1 | 0-0-0 | 1054 | TEAM (unassisted) |
| * Sep 18 | at DePaul | W 2-1 | 3-2-1 | 1-0-0 | 520 | BROVSKY, Jeb (THOMAS, Michael) DIKE, Bright (THOMAS, Michael) |
| * Sep 20 | at #5 USF | L 1-2 | 3-3-1 | 1-1-0 | 1255 | DIKE, Bright (ROSE, Michael) |
| * Sep 25 | #7 LOUISVILLE | W 4-0 | 4-3-1 | 2-1-0 | 1142 | THOMAS, Michael (DONOHUE, Dave) PERRY, Steven (THOMAS, Michael) DIKE, Bright (BROVSKY, Jeb) BROVSKY, Jeb (DIKE, Bright) |
| * Sep 27 | CINCINNATI | L 0-1 | 4-4-1 | 2-2-0 | 2002 | - |
| * Oct 02 | SETON HALL | W 2-1 | 5-4-1 | 3-2-0 | 1314 | THOMAS, Michael (penalty kick) MORROW, Justin (unassisted) |
| * Oct 07 | at Marquette | W 2-0 | 6-4-1 | 4-2-0 | 850 | SAMBA, Tamba (unassisted) DIKE, Bright (KING, Brendan) |
| * Oct 10 | at Providence College | WO2 1-0 | 7-4-1 | 5-2-0 | 314 | DIKE, Bright (POWERS, Dillon) |
| Oct 14 | #19 INDIANA | L 0-3 | 7-5-1 | 5-2-0 | 1430 | - |
| * Oct 17 | WEST VIRGINIA | L 0-1 | 7-6-1 | 5-3-0 | 1651 | - |
| * Oct 21 | at Georgetown | WOT 2-1 | 8-6-1 | 6-3-0 | 703 | THOMAS, Michael (KING, Brendan) DUCKETT, Bilal (unassisted) |
| * Oct 24 | at Pitt | W 1-0 | 9-6-1 | 7-3-0 | 243 | ROSE, Michael (THOMAS, Michael; BROVSKY, Jeb) |

| Team Record | W-L-T | Attendance | Dates | Total | Avg. |
|-------------|-------|------------|-------|-------|------|
| Overall: | 9-6-1 | Total: | 16 | 15765 | 985 |
| Conference: | 7-3 | Home: | 8 | 11880 | 1485 |
| Home: | 4-4 | Away: | 6 | 3885 | 648 |
| Away: | 5-1 | Neutral: | 2 | 0 | 0 |
| Neutral: | 0-1-1 | | | | |
| Overtime: | 2-1-1 | | | | |