



NOTRE DAME

HOCKEY

FIGHTING IRISH MEDIA

Interim Director
Athletics Communications

Dan Colleran

dcollera@nd.edu
574-339-9810 (cell)

GAMES 15 & 16 #4/4 NOTRE DAME VS. #6/6 MINNESOTA

GAME INFORMATION

Game 15 Game 16	Friday, Nov. 24 7:35 PM Saturday, Nov. 25 7:05 PM	Compton Family Ice Arena Notre Dame, Indiana
Records	Notre Dame Fighting Irish 10-3-1, 4-0-0-0 B1G	Minnesota Golden Gophers 9-4-1, 3-2-1-1 B1G
TV & Streaming Coverage	Friday: NBCSN Saturday: NBC Sports Chicago+ Streaming: NBC Sports App	Friday: Nick Gismondi (PxP) & Anson Carter (Rinkside); Saturday: Mike Monaco (PxP) & Tony Simeone (Analyst)
Radio/Audio Coverage	WZOC 94.3 FM (South Bend) & UND.com	Darin Pritchett (play-by-play)

THE SERIES

All-Time	UM Leads, 27-16-3	Last: ND, 3-2 (March 25, 2017 at SNHU Arena/NCAA First Round)
At ND	UM Leads, 7-6-1	Last: Minnesota, 4-1 (Nov. 7, 2015 at the Compton Family Ice Arena)

COUNTDOWN TO PUCK DROP

584	Notre Dame's experienced blue line includes eight monogram winners who have combined for 584 career games played as well as 269 career points.
133	Senior defenseman Jordan Gross has skated in 133 consecutive games to start his Irish career.
62	Jordan Gross enters the weekend with 62 shots on goal, which leads the country (his 4.43 SOG/Game ranks fifth overall and first among defensemen).
17	Jake Evans enters the weekend with an NCAA leading 17 assists. He is also tied for second in the NCAA with 22 points (5-17-22).
13	Head coach Jeff Jackson is in his 13th season behind the Notre Dame bench. He has led the Irish to eight NCAA tournament appearances and three Frozen Fours.
13	With 13 points apiece, Jordan Gross (5-8-13) and Bobby Nardella (4-9-13) enter the weekend tied for third in the NCAA in scoring among defensemen (first in B1G).
10	Notre Dame's 10 wins (10-3-1) on the season are tied with Clarkson (10-3-1) for the most wins in the country.
4	The Fighting Irish opened Big Ten play with a 4-0-0-0 record, becoming the first team in league history to open league play with four straight wins.
.945	Cale Morris (9-1-0) has a .945 save percentage on the season, which ranks fourth in the NCAA (.953 during the current seven-game winning streak).

WHAT'S INSIDE

1	Overview & Schedule
2-7	Notes
2	Quick Facts
3	Numerical Roster / Pronunciations
3	Current Irish In The NHL Draft
4	Geographic Breakdown
4	2017-18 Honors & Awards
5	Major/College Breakdown
6	National Polls

WHAT'S INSIDE

8	Series History
9-10	Head Coach Jeff Jackson
11	2017-18 Record When ...
12-13	The Last Time
14-18	2017-18 Stats
19-32	Player Notes & Career Stats
33-36	2017-18 Box Scores

2017-18 SCHEDULE

Date	ND Rk	Opp Rk	Opponent	Location	TV	Time/Score
Oct. 1	8/8	--/--	USNTDP (exh.)	Notre Dame, IN	--	W, 4-3
Oct. 6	8/8	--/--	Alabama Huntsville	Notre Dame, IN	NBCSC+	W, 5-3
Oct. 7	8/8	--/--	Alabama Huntsville	Notre Dame, IN	NBCSC+	W, 4-0
Oct. 13	4/6	1/1	Denver	Notre Dame, IN	NBCSN	T, 2-2 (ot)
Oct. 14	4/-6	1/1	Denver	Notre Dame, IN	NBCSN	L, 4-2
Oct. 19	5/6	--/--	Sacred Heart	Notre Dame, IN	NBCSC+	L, 6-4
Oct. 20	5/6	--/--	Sacred Heart	Notre Dame, IN	NBCSC+	W, 3-1
Oct. 26	8/8	RV/--	Omaha	Notre Dame, IN	NBCSC+	L, 6-4
Oct. 27	8/8	RV/--	Omaha	Notre Dame, IN	NBCSC+	W, 5-4
Nov. 3	10/10	16/RV	at Ohio State	Columbus, OH	BTN	W, 4-1
Nov. 4	10/10	16/RV	at Ohio State	Columbus, OH	--	W, 3-2
Nov. 10	6/6	19/RV	Penn State	Notre Dame, IN	--	W, 5-3
Nov. 11	6/6	19/RV	Penn State	Notre Dame, IN	NBCSN	W, 1-0
Nov. 17	4/4	--/--	at RPI	Troy, NY	--	W, 4-1
Nov. 18	4/4	--/--	at RPI	Troy, NY	--	W, 1-0 (ot)
Nov. 24	4/4	6/6	Minnesota	Notre Dame, IN	NBCSN	7:35 p.m.
Nov. 25	4/4	6/6	Minnesota	Notre Dame, IN	NBCSC+	7:05 p.m.
Dec. 1	--/--	--/--	at Michigan State	East Lansing, MI	--	7:05 p.m.
Dec. 2	--/--	--/--	at Michigan State	East Lansing, MI	--	7:05 p.m.
Dec. 8	--/--	--/--	at Wisconsin	Madison, WI	BTN	9:05 p.m.
Dec. 9	--/--	--/--	at Wisconsin	Madison, WI	FSW+	8:05 p.m.
Jan. 5	--/--	--/--	at Michigan	Ann Arbor, MI	BTN	6:30 p.m.
Jan. 7	--/--	--/--	Michigan	Notre Dame, IN	NBCSN	3:05 p.m.
Jan. 19	--/--	--/--	Wisconsin	Notre Dame, IN	--	7:35 p.m.
Jan. 21	--/--	--/--	Wisconsin	Chicago, IL	NBCSN	3:05 p.m.
Jan. 26	--/--	--/--	at Minnesota	Minneapolis, MN	ESPN2	8:00 p.m.
Jan. 27	--/--	--/--	at Minnesota	Minneapolis, MN	FSN+	8:00 p.m.
Feb. 2	--/--	--/--	at Penn State	State College, PA	BTN	6:30 p.m.
Feb. 3	--/--	--/--	at Penn State	State College, PA	--	4:00 p.m.
Feb. 9	--/--	--/--	Ohio State	Notre Dame, IN	NBCSN	7:35 p.m.
Feb. 10	--/--	--/--	Ohio State	Notre Dame, IN	--	7:05 p.m.
Feb. 16	--/--	--/--	Michigan	Notre Dame, IN	--	7:35 p.m.
Feb. 18	--/--	--/--	at Michigan	Ann Arbor, MI	BTN	5:30 p.m.
Feb. 23	--/--	--/--	Michigan State	Notre Dame, IN	--	7:35 p.m.
Feb. 24	--/--	--/--	Michigan State	Notre Dame, IN	--	7:05 p.m.
March 2-4			B1G Round One	Campus Sites		
March 10			B1G Semifinals	Campus Sites		
March 17			B1G Championship	Campus Site		

Rankings: USCHO.com/USA Today/USA HM; ranking listed at time of game

All times Eastern

TV: NBC Sports Network [NBCSN] | Big Ten Network [BTN] | NBC Sports Chicago Plus [NBCSC+] | Fox Sports Wisconsin Plus [FSW+] | Fox Sport Northwest Plus [FSN+]

UNIVERSITY INFORMATION

School	University of Notre Dame
Location	Notre Dame, IN 46556
Founded	1842
Enrollment	8,530 (undergraduate), 12,393 (total)
Nickname	Fighting Irish
Colors	Gold and Blue
Affiliation	NCAA Division I
Conference	Big Ten (B1G)
President	Rev. John I. Jenkins
Provost	Thomas Burish
NCAA Faculty Representative	Patricia Bellia (Harvard '91)
Athletics Director	Jack Swarbrick (Notre Dame '76)
Sr. Assoc. Athletic Director/Sport Admin.	Tom Nevala (Notre Dame '90)
Ticket Office Phone	(574) 631-7356
Home Ice (capacity)	Compton Family Ice Arena (5,022) Charles "Lefty" Smith Rink
Ice Surface	200 x 90

HOCKEY STAFF INFORMATION

Head Coach	Jeff Jackson (Michigan State '78)
Record at Notre Dame	278-170-53 (13th season)
Record Overall	460-222-78 (19th season)
Big Ten Record	4-0-0-0
Associate Head Coach	Paul Pooley (Ohio State '84)
Associate Head Coach	Andy Slaggert (Notre Dame '89)
Volunteer Assistant Coach	Zack Cisek (Michigan State '15)
Coordinator of Hockey Operations	Nick Seirgiej (Wisconsin-River Falls '06)
Athletic Trainer	Kevin Ricks
Equipment Specialist	Ron Grove
Strength and Conditioning Coach	Tony Rolinski
Senior Managers	Emily Hession & Jenna Sobczyk
Administrative Assistant	Sue Halasz
Hockey Office Phone	(574) 631-3630

TEAM INFORMATION

2016-17 Overall Record	23-12-5
2016-17 Hockey East Record/Finish	12-6-4 (4th)
2016-17 Post Season	Hockey East Quarterfinals NCAA Frozen Four
Letter Winners Returning	21 (12 forwards, 8 defensemen, 1 goaltender)
Letter Winners Lost	5 (2 forwards, 1 defenseman, 2 goaltenders)
Newcomers	7 (4 forwards, 1 defenseman, 2 goaltenders)
2017-18 Captain	Jake Evans
2017-18 Alternate Captains	Luke Ripley, Andrew Oglevie, Jordan Gross
NCAA Appearances	Nine (Last: 2017)
NCAA Frozen Four Appearances	Three (2008, 2011, 2017)
All-Americans	13 players/14 times (Last: Anders Bjork in 2017)
Academic All-Americans	Nine (Last: Peter Schneider in 2015)

FOR STARTERS

- Notre Dame and Minnesota will be meeting for the 47th and 48th times overall, but for the first time as Big Ten opponents.
- Last season, No. 4 seed/12th-ranked Notre Dame came back from a 2-0 deficit to defeat the top-seeded/fifth-ranked Golden Gophers, 3-2, in the first round of the 2017 NCAA Northeast Regional at the SNHU Arena in Manchester, N.H.
- The No. 4/4 Irish enter this weekend's series first in the league standings (12 points in four games; 4-0-0-0), while No. 6/6 Minnesota is second (11 points in six games; 3-2-1-1).
- Notre Dame is the first team to start a Big Ten conference season with four consecutive league wins, with Minnesota posting the best previous start to Big Ten play in 2013-14 with a 3-0-1-0 record en route to an 8-0-2-0 start in B1G play.
- Notre Dame is on a seven-game winning streak, which is tied with Boston College for the nation's longest winning streak (see winning streak notes below).
- The Irish have also won eight of their last nine games.
- This weekend's series will mark the second Top-10 showdown this season at the Compton Family Ice Arena, following then No. 4/6 Notre Dame vs. No. 1/1 Denver on Oct. 13-14.
- Over the last four games, the Irish have killed off 18 straight opponent power plays.

SEVEN-GAME WINNING STREAK

- Notre Dame is on a seven game winning streak, which is tied with Boston College for the longest active winning streak in the country.
- It marks Notre Dame's first winning streak of at least seven games since Feb. 13 - March 21, 2009 when it won 10 straight games.
- The Irish did have a seven game unbeaten streak last year from Feb. 3-24, 2017 (5-0-2).
- Cale Morris has started each game during the current seven-game winning streak, posting a 1.57 goals-against average and a .953 save percentage to go along with a pair of 1-0 shutout wins.
- Jake Evans (2-8-10) and Cal Burke (3-3-6) have led a balanced Irish offensive attack during the win streak.
- Also during the streak, Notre Dame is averaging 3.29 goals per game and the Irish penalty kill unit is 24-for-27 (88.9%).

MEDIA INFORMATION

Director of Athletics Communications (Hockey Contact)	Dan Colleran
Office Phone Cell Phone	574-631-7519 574-339-9810
Email	dcollera@nd.edu
Compton Family Ice Arena Press Box Phone	574-631-4899
Mailing Address	University of Notre Dame 100 Compton Family Ice Arena Notre Dame, IN 44629
Media Availability	Coach Jackson and requested players are generally available once per week and then after a post-game cooling off period. Please contact Dan Colleran with requests or to be added to the email distribution list regarding availability.
Credentials	Please email Dan Colleran with any credential requests at least five days prior to a game. Media will call (at the front entrance) opens one hour before puck drop.
Parking	Parking for games at the Compton Family Ice Arena is on a first come, first served basis but media are encouraged to park at nearby Innovation Park.

No.	Name	Pos.	Ht.	Wt.	Cl.	Hometown/Last Team
1	Dylan St. Cyr	G	5-9	170	Fr.	Northville, MI/USNTDP
2	Tony Bretzman	D	5-11	175	Sr.	Mendota Heights, MN/Langley (BCHL)
3	Jordan Gross	D	5-10	186	Sr.	Maple Grove, MN/Green Bay (USHL)
4	Dennis Gilbert	D	6-2	220	Jr.	Buffalo, NY/Chicago Steel (USHL)
5	Matt Hellickson	D	6-1	182	Fr.	Rogers, MN/Sioux City (USHL)
6	Tory Dello	D	6-0	190	So.	Crystal Lake, IL/Tri-City (USHL)
8	Matt Steeves	F	6-1	201	Fr.	Bedford, NH/Muskegon (USHL)
9	Dawson Cook	F	6-2	213	Sr.	Cadillac, MI/Green Bay (USHL)
11	Cal Burke	F	5-10	184	So.	Boxborough, MA/Cedar Rapids (USHL)
12	Felix Holmberg	F	5-10	175	So.	Stockholm, SWE/AIK J20
13	Colin Thiesen	F	6-0	192	Fr.	Monroe, MI/Dubuque Fighting (USHL)
14	Max Eisenmenger	F	6-4	196	Fr.	Münster, GER/ Djurgårdens IF J20
15	Andrew Oglevie	F	5-10	181	Jr.	Fullerton, CA/Cedar Rapids (USHL)
17	Pierce Crawford	F	5-10	188	Fr.	Park Ridge, IL/Youngstown (USHL)
18	Jake Evans	F	6-0	191	Sr.	Toronto, ONT/St. Michael's (USHL)
19	Mike O'Leary	F	6-1	195	So.	Halifax, NS/Dubuque (USHL)
20	Justin Wade	D	6-1	220	Sr.	Aurora, IL/Cedar Rapids (USHL)
21	Joe Wegwerth	F	6-3	230	Jr.	Brewster, NY/Cedar Rapids (USHL)
22	Andrew Peeke	D	6-2	200	So.	Parkland, FL/Green Bay (USHL)
23	Luke Novak	F	6-0	182	So.	Waukesha, WI/New Jersey (USPHL)
24	Luke Ripley	D	6-5	207	Sr.	Kitimat, BC/Powell River (BCHL)
25	Dylan Malmquist	F	5-11	185	Jr.	Edina, MN/Edina HS
26	Cam Morrison	F	6-3	212	So.	Aurora, ONT/Youngstown (USHL)
27	Bobby Nardella	D	5-9	175	Jr.	Rosemont, IL/Tri-City (USHL)
28	Jack Jenkins	F	5-11	192	Jr.	Lake Bluff, IL/Fargo (USHL)
29	Bo Brauer	F	6-3	210	Sr.	Edina, MN/Nanaimo Clippers (BCHL)
32	Cale Morris	G	6-1	190	So.	Larkspur, CO/Waterloo (USHL)
33	Nick Sanford	G	6-1	180	Fr.	Morristown, NJ/Boston (USPHL)

13 Colin Thiesen	Ty-sin
14 Max Eisenmenger	EYES-zen-men-ger
25 Dylan Malmquist	Mallmm-quist
32 Cale Morris	Kale (rhymes with male)

COACHING STAFF

Head Coach	Jeff Jackson (Michigan State '78)
Associate Head Coach	Paul Pooley (Ohio State '84)
Associate Head Coach	Andy Slaggert (Notre Dame '89)
Volunteer Assistant Coach	Zack Cisek (Michigan State '15)
Coordinator of Hockey Operations	Nick Seirgiej (Wisconsin-River Falls '06)
Athletic Trainer	Kevin Ricks
Equipment Specialist	Ron Grove
Strength and Conditioning Coach	Tony Rolinski

SPRINT TO 10

- On Saturday, Nov. 18, Notre Dame (10-3-1) and Clarkson (10-3-1) became the first two teams in the country to reach 10 wins on the season.
- It marked the first time Notre Dame won 10 of its first 14 games since 2012-13 (10-4-0) with that season's 10th win coming on Nov. 30, 2012.
- This season also marks the earliest the Irish have reached 10 wins (based on date) since starting 2007-08 with a 10-4-0 record with that 10th win coming on Nov. 20 (same weekend of the season as Nov. 18 this year).

AMONG THE NCAA LEADERS

- Jake Evans enters the weekend tied for second in the NCAA in points (5-17-22).
- Evans leads the nation with 17 assists, 208 faceoff wins, 15 even strength points and games with at least three points (4).
- Evans' 1.57 points per game average ranks fifth nationally.
- Jordan Gross (5-8-13) and Bobby Nardella (4-9-13) are tied for third in the country in scoring by defensemen (tied with each other for the Big Ten lead among defensemen).
- Nardella's eight power-play points (2-6-8) are also tied for third among defensemen.
- Gross' 62 shots on goal lead the nation, while his 4.43 shots on goal per game average ranks first among defensemen and fifth overall.
- Cale Morris' .945 save percentage ranks fourth in the country (minimum 33% team minutes played), while his nine wins are tied for second with Minnesota's Eric Schierhorn.
- With a 9-1-0 record, Morris has the nation's top winning percentage (.900).

MORRIS EARNS BIG FIRST STAR

- For the second consecutive week, goaltender Cale Morris was named the Big Ten's First Star of the Week the conference announced on Tuesday morning (Nov. 21).
- It marks just the second time a goaltender has earned back-to-back First Stars, as Jake Hildebrand (Michigan State) did so on Jan. 27 and Feb. 3, 2015.
- Morris led the Irish to a weekend sweep at RPI and in game one of the series against the Engineers (Nov. 17), he made 38 saves en route to a 4-1 victory.
- In game two (Nov. 18), the sophomore stopped all 25 shots he faced, including 16 in the third period stemming from an extended 5-on-3 RPI power play, as the Irish went on to win 1-0 in overtime.
- It marked the second shutout in the last three games by Morris, with both of his

CURRENT IRISH IN THE NHL DRAFT

	Jake Evans	2014	Seventh Round	207th Overall	Montreal Canadiens	
	Joe Wegwerth	2014	Fourth Round	92th Overall	Florida Panthers	
	Dennis Gilbert	2015	Third Round	91st Overall	Chicago Blackhawks	
	Cam Morrison	2016	Second Round	40th Overall	Colorado Avalanche	
	Andrew Peeke	2016	Second Round	34th Overall	Columbus Blue Jackets	
	Matt Hellickson	2017	Seventh Round	214th Overall	New Jersey Devils	

WHERE THEY'RE FROM	
California (1)	
Andrew Oglevie	Fullerton, California
Colorado (1)	
Cale Morris	Larkspur, Colorado
Florida (1)	
Andrew Peeke	Parkland, Florida
Illinois (5)	
Tory Dello	Crystal Lake, Illinois
Bobby Nardella	Rosemont, Illinois
Jack Jenkins	Lake Bluff, Illinois
Pierce Crawford	Park Ridge, Illinois
Justin Wade	Aurora, Illinois
Massachusetts (1)	
Cal Burke	Boxborough, Massachusetts
Michigan (3)	
Dawson Cook	Cadillac, Michigan
Dylan St. Cyr	Northville, Michigan
Colin Theisen	Monroe, Michigan
Minnesota (5)	
Tony Bretzman	Mendota Heights, Minnesota
Jordan Gross	Maple Grove, Minnesota
Dylan Malmquist	Edina, Minnesota
Bo Brauer	Edina, Minnesota
Matt Hellickson	Rogers, Minnesota
New Hampshire (1)	
Matt Steeves	Bedford, New Hampshire
New Jersey (1)	
Nick Sanford	Morristown, New Jersey
New York (2)	
Dennis Gilbert	Williamsville, New York
Joe Wegwerth	Brewster, New York
Wisconsin (1)	
Luke Novak	Waukesha, Wisconsin
Canada (4)	
Jake Evans	Toronto, Ontario
Cam Morrison	Aurora, Ontario
Mike O'Leary	Halifax, Nova Scotia
Luke Ripley	Kitimat, British Columbia
Sweden (1)	
Felix Holmberg	Stockholm, Sweden
Germany (1)	
Max Eisenmenger	Münster, Germany

shutouts coming in 1-0 victories.

- All told against the Engineers, Morris posted a 0.50 goals-against average and he stopped 63 of the 64 shots he faced for an impressive .984 save percentage.
- It marks the third consecutive weekly award for Morris, who is now 9-1-0 on the year with a .945 save percentage and a 1.75 goals against average.
- His .945 save percentage ranks fourth in the country and first in the Big Ten.

THE SERIES/CONNECTIONS (PG. 8: SERIES G-B-G)

- Notre Dame and Minnesota will be meeting for the 47th and 48th times overall, but for the first time as Big Ten opponents.
- Last season, No. 4 seed Notre Dame came back from a 2-0 deficit to defeat the top-seeded Golden Gophers, 3-2, in the first round of the 2017 NCAA Northeast Regional at the SNHU Arena in Manchester, N.H.
- Anders Bjork scored a pair of goals, including the game winner at the 8:42 mark of the third period.
- Andrew Oglevie scored the other Irish goal late in the second period to get Notre Dame on the board on a stretch pass from goaltender Cal Petersen, while Jake Evans finished that game with two assists.
- The teams have played each of the last six seasons, largely overlapping with Mario Lucia's time at Notre Dame from 2012-16 (Mario is the son of Minnesota head coach Don Lucia).
- Don Lucia, a 1981 Notre Dame graduate, played four seasons at Notre Dame for Head Coach Lefty Smith (1977-81).
- As a defenseman, Don saw action in 124 games, scoring seven goals with 23 assists for 30 points and, like Mario, he was an alternate captain as a senior.
- Minnesota associate head coach Mike Guentzel's son, Ryan, graduated from Notre Dame in 2011 and played four seasons under Notre Dame head coach Jeff Jackson.
- Jackson is 6-5-0 all-time against the Gophers, including a 2-0-0 mark in postseason play.
- The current Irish roster includes five Minnesota natives: Tony Bretzman (Mendota, Minnesota), Jordan Gross (Maple Grove, Minnesota), Dylan Malmquist (Edina, Minnesota), Bo Brauer (Edina, Minnesota) and Matt Hellickson (Rogers, Minnesota).
- Statistical leaders against the Golden Gophers include seniors Jake Evans (5 GP; 0-5-5) and Jordan Gross (5 GP, 2-2-4).

MINNESOTA AT A GLANCE

- The Golden Gophers (9-4-1, 3-2-1-1 B1G) are coming off a home weekend sweep of another 2017 Frozen Four participant, Harvard, including wins of 4-2 in game one and 2-1 in game two (overtime).
- Tyler Sheehy scored the overtime game winner in game two against the Crimson to lift Minnesota to its sixth win in the last eight games.
- In Big Ten play, the Golden Gophers have split with Penn State (home), swept Michigan State (home) and lost and tied (with a shootout win) at Michigan.

2017-18 HONORS & AWARDS			
Player	Year	Pos.	Awards
Jake Evans	Sr.	F	<ul style="list-style-type: none"> • Senior Class Award Candidate (Nov. 1) • Big Ten Second Star of the Week (Oct. 10) • Big Ten Third Star of the Week (Oct. 31) • 2017-18 Big Ten Preseason Watch List (Sept. 18)
Dennis Gilbert	Jr.	D	<ul style="list-style-type: none"> • 2017-18 Preseason All-CHN First Team (Sept 20)
Jordan Gross	Jr.	D	<ul style="list-style-type: none"> • Big Ten Third Star of the Week (Oct. 10) • 2017-18 Big Ten Preseason Watch List (Sept 18) • 2017-18 Preseason All-CHN Second Team (Sept 20)
Cale Morris	So.	G	<ul style="list-style-type: none"> • Big Ten First Star of the Week (Nov. 14) • Big Ten Second Star of the Week (Nov. 7)

2017-18 ROSTER BY SCHOOL AND/OR MAJOR

Marketing (Mendoza College of Business)
Bo Brauer (Sr.)
Dawson Cook (Sr.)
Finance (Mendoza College of Business)
Tony Bretzman (Sr.)
Luke Ripley (Sr.)
Jack Jenkins (Jr.)
Dylan Malmquist (Jr.)
Management Consulting (Mendoza College of Business)
Jake Evans (Sr.)
Jordan Gross (Sr.)
IT Management (Mendoza College of Business)
Justin Wade (Sr.)
Political Science (College of Arts and Letters)
Dennis Gilbert (Jr.)
Bobby Nardella (Jr.)
Andrew Oglevie (Jr.)
Joe Wegwerth (Jr.)
College of Arts and Letters
Tory Dello
Mendoza College of Business
Cal Burke (So.)
Felix Holmberg (So.)
Cale Morris (So.)
Cam Morrison (So.)
Luke Novak (So.)
Michael O'Leary (So.)
Andrew Peeke (So.)
First Year of Studies
Pierce Crawford (Fr.)
Max Eisenmenger (Fr.)
Matt Hellickson (Fr.)
Dylan St. Cyr (Fr.)
Nick Sanford (Fr.)
Matt Steeves (Fr.)
Colin Theisen (Fr.)

- On the road this season, Minnesota is 1-3-1.
- Sophomore forward Rem Pitlick, a Nashville draft pick, leads the team in scoring with 17 points on a team-high seven goals and 10 assists.
- Junior forward Tommy Novak, also a Nashville draft pick, leads Minnesota with 11 assists (2-11-13).
- The Minnesota lineup features 12 skaters who have been selected in the NHL draft.
- Junior goaltender Eric Schierhorn has started each game and played every minute for the Golden Gophers, posting a 2.26 goal-against average and a .915 save percentage to go along with nine wins and two shutouts.
- The Gophers are averaging 2.96 goals per game (t-23rd overall), while giving up 2.26 goals-against per game (8th overall).

EVANS AND GROSS HIT CENTURY MARK

- With a pair of third period assists against Denver (Oct. 14), senior captain Jake Evans hit the 100-career points plateau.
- Evans became the 52nd player in program history to reach 100-career points and the first since Anders Bjork did so during the 2016-17 season.
- Senior defenseman Jordan Gross then hit the 100-career points milestone in Notre Dame's 5-4 win over Omaha (Oct. 27), becoming the 53rd player in program history with 100 points.
- Gross is just the sixth defenseman in program history to reach the century mark and the first to do so since Bob Thebeau in 1985-86.

CAREER POINTS BY ND DEFENSEMEN

1. John Schmidt (1978-82), 28-95-123
2. Jeff Brownschidle (1977-81), 29-92-122
3. Jack Brownschidle (1973-77), 31-78-109
- 4. Jordan Gross (2014-), 31-73-104**
5. Bob Thebeau (1982-86), 40-63-103
6. Paul Clarke (1973-77), 38-62-100

UP NEXT FOR THE IRISH

- Next weekend, the Irish head to Michigan State to play the first of back-to-back road Big Ten series to close out the first semester. (Dec. 1-2).
- Following the trip to East Lansing, Notre Dame will play a two-game series at Wisconsin (Dec. 8-9).

EVANS A SENIOR CLASS CANDIDATE

- Senior captain Jake Evans was named one of 20 2017-18 Senior CLASS Award® candidates (Nov. 1).
- To be eligible for the award, a student-athlete must be classified as an NCAA Division I senior and have notable achievements in four areas of excellence: community, classroom, character and competition.
- The 20 candidates will be narrowed to 10 finalists in February, and those 10 names will be placed on the official ballot for a nationwide vote by media, coaches and fans.
- The Senior CLASS Award winner will be announced during the 2018 NCAA Men's Frozen Final Four® in April.

QUICK STRIKE GOALS

- In Notre Dame's 5-4 win over Omaha on Oct. 27, Cam Morrison and Jack Jenkins scored goals just 11 seconds apart in the second period.
- The 11 seconds between goals was just three seconds over the Notre Dame record of eight seconds, set by Erik Condra and Tom Sawatske in the third period of Notre Dame's

USCHO.com Division I Men's Poll (November 20, 2017)

Rk.	Team (1st-place votes)	Record	Points	Last Week ¹
1.	Denver (30)	7-3-2	976	1
2.	St. Cloud State(18)	9-2-0	953	2
3.	North Dakota(2)	8-3-3	903	3
4.	Notre Dame	10-3-1	836	4
5.	Clarkson	10-3-1	759	8
6.	Minnesota	9-4-1	745	7
7.	Cornell	7-1-0	686	6
8.	Minnesota State	9-4-0	653	5
9.	Wisconsin	8-5-2	572	9
10.	Providence	7-4-1	531	10
11.	Western Michigan	8-4-1	489	15
12.	Northeastern	7-4-1	408	12
13.	New Hampshire	6-4-1	363	11
14.	Boston College	8-5-1	333	NR
15.	Ohio State	6-3-3	272	16
16.	Minnesota Duluth	6-6-2	257	14
17.	Michigan	6-4-2	208	17
18.	Colgate	7-3-4	164	19
19.	Boston University	6-7-1	80	18
19.	UMass Lowell	8-6-0	80	NR

Others receiving votes: Harvard 68, Northern Michigan 54, Bowling Green 43, Michigan State 12, Quinnipiac 11, Holy Cross 9, Penn State 8, Niagara 7, Union 5, Yale 5, Army 4, Bemidji State 3, Rochester Institute of Technology 2, Colorado College 1.

USA Today/USA Hockey Magazine Poll (November 20, 2017)

Rk.	Team	Points (1st-place votes)	Last Week	Record	In Poll
1.	University of Denver	490 (20)	1	7-3-2	9
2.	St. Cloud State University	485 (9)	2	9-2-0	9
3.	University of North Dakota	449	3	8-3-3	9
4.	University of Notre Dame	386	4	10-3-1	9
5.	Clarkson University	362 (3)	7	10-3-1	7
6.	University of Minnesota	328 (2)	6	9-4-1	9
7.	Cornell University	274	5	7-1-0	3
8.	Minnesota State University	260	8	9-4-0	8
9.	Western Michigan University	206	14	8-4-1	3
10.	University of Wisconsin	204	10	8-5-2	9
11.	Providence College	193	9	7-4-1	9
12.	Northeastern University	149	13	7-4-1	8
13.	Boston College	71	--	8-5-1	2
14.	University of New Hampshire	62	12	6-4-1	5
15.	University of Minnesota Duluth	60	15	6-6-2	9

Others Receiving Votes: Ohio State University, 31; University of Michigan, 23; Colgate University, 20; Harvard University, 16; Union College, 8; UMass Lowell, 2; Bowling Green State University, 1.

Notre Dame in the Polls

Date	USCHO.com	USAToday
September 25 (Preseason)	8	8
October 2	n/a	8
October 9	4	6
October 16	5	6
October 23	8	t-8
October 30	10	10
November 6	6	6
November 13	4	4
November 20	20	20

game at Northern Michigan on Jan. 21, 2006.

- Then in Notre Dame's 3-2 win at Ohio State on Nov. 4, Dylan Malmquist and Jake Evans scored just 34 seconds apart to stake the Irish to a 3-0 lead midway through the second period.
- Evans and Cal Burke scored 47 seconds apart midway through the first period to give the Irish a 2-0 lead in an eventual 4-1 win at RPI (Nov. 17).

OGLEVIE'S BUZZER BEATERS

- Junior forward Andrew Oglevie scored a pair of buzzer-beating goals in Notre Dame's 4-0 win over Alabama Huntsville (Oct. 7).
- Both of Oglevie's goals were scored with under 1.0 second remaining in the first and second periods, respectively.

LEADERSHIP QUARTET

- Senior Jake Evans will serve as the team captain in 2017-18, while seniors Jordan Gross and Luke Ripley, as well as junior Andrew Oglevie, will serve as alternate captains for the year.
- Evans and Ripley were alternate captains in 2016-17.
- Evans becomes the 13th Canadian born captain of the Irish and the first since two-year captain Steve Noble (1996-98).

BRUINS-BLACKHAWKS AT ND STADIUM

- The 2019 Bridgestone NHL Winter Classic® will feature the Chicago Blackhawks® and Boston Bruins® outdoors on Jan. 1, 2019 at Notre Dame Stadium, home of the University of Notre Dame Fighting Irish, the National Hockey League (NHL®) announced today on Nov. 18.
- The 2019 Bridgestone NHL Winter Classic® will be broadcast live on NBC, Sportsnet and TVA Sports.
- Additional details including game time, ticket information and other events surrounding the game will be announced in the coming months.

NOTRE DAME HEADING TO CHICAGO

- Notre Dame and Wisconsin have agreed to play a pair of Big Ten games at the United Center in Chicago, beginning with this season's game on Jan. 21, 2018.
- The game is scheduled to start at 3 p.m. ET/ 2 p.m. CT and will air on NBCSN.
- The teams will also play one of Wisconsin's home games at the United Center in 2018-19.

YEAR ONE IN THE B1G

- Notre Dame is in the midst of its first season as an affiliate member of the Big Ten Conference in 2017-18.
- Coach Jackson will oversee the Fighting Irish in a third conference, having spent his first eight seasons with the Irish in the CCHA and the previous four seasons in Hockey East.
- Big Ten hockey features seven teams this season and each team will play 24 conference games.
- For all conference games as well as home non-conference games, the Irish will follow B1G protocol and if the game remains tied after a five minute overtime, there will be a shootout (three players per team).
- In a league game, the results of the shootout count towards league standings. In non-conference games, the results are for exhibition purposes.
- The 2018 Big Ten Tournament will feature a three-weekend format with all games taking place on the campus of the higher-seeded teams.

- The tournament will open March 2-4 with three best-of-three quarterfinal series, as the second-, third- and fourth-seeded teams will each host a series.
- The top-seeded team will have a bye to the single-elimination semifinals, which are scheduled for Saturday, March 10.
- The highest-seeded team remaining after the semifinals will host a championship game scheduled for Saturday, March 17.

TELEVISION

- Notre Dame will once again be one of college hockey's most televised teams in 2017-18.
- The NBC Sports Group will televise and/or stream 19 Notre Dame regular-season home games, including NBCSN games against Denver (Oct. 13-14), Penn State (Nov. 11), Minnesota (Nov. 24), Michigan (Jan. 7), Wisconsin (Jan. 21) and Ohio State (Feb. 9).
- It marks the fifth consecutive season of NBC Sports coverage for the Irish.
- Additionally, NBC Sports Chicago Plus will also pick up Notre Dame home games against Alabama Huntsville (Oct. 6-7), Sacred Heart (Oct. 19-20), Nebraska Omaha (Oct. 26-27) and Minnesota (Nov. 25).
- Seven Notre Dame road games will be televised this season, including Notre Dame's first Big Ten conference game at Ohio State on Friday, Nov. 3 (BTN).
- The Big Ten Network will also televise Notre Dame games at Wisconsin (Dec. 8), at Michigan (Jan. 5) and at Penn State (Feb. 2).
- ESPN2 will carry the road game at Minnesota on Friday, Jan. 26.
- Additionally, Fox Sports Wisconsin Plus (at Wisconsin on Dec. 9) and Fox Sports North Plus (at Minnesota on Jan. 27) will also televise Fighting Irish road games.

BIG TEN PRESEASON COACHES POLL

- 1. Minnesota
- **2. Notre Dame**
- 3. Wisconsin
- 4. Penn State
- 5. Ohio State
- 6. Michigan
- 7. Michigan State

2017 FROZEN FOUR RUN

- Notre Dame concluded the 2016-17 season with an appearance in the Frozen Four at the United Center in Chicago (the University of Notre Dame also served as the host institution).
- It marked Notre Dame's third ever Frozen Four appearance as well as the third in a 10-year span (Boston College and North Dakota were the only other teams to make at least three Frozen Fours in that 10-year span).
- The Irish overcame deficits against both No. 1 seed Minnesota and No. 2 seed UMass Lowell to post back-to-back 3-2 victories at the Northeast Regional in Manchester, New Hampshire.
- In the combined 12 regional semifinal and regional games in the NCAA tournament last season, Notre Dame was the only team to trail in the second period or later and post a win - and the Irish did it twice.
- After trailing in the third period of the regional semifinal against UMass Lowell, the Irish tied the game late in the third when Cam Morrison scored on a feed from Anders Bjork.
- Andrew Oglevie then scored the dramatic game winner just 2:44 into the overtime period.
- The win over UMass Lowell was Notre Dame's first overtime win since defeating Miami 3-2 on Dec. 28, 2014, in the first round of the Florida College Hockey Classic in Estero, Florida.

- Notre Dame headed into the NCAA Tournament as a No. 4 seed and the Irish were the only team not seeded No. 1 to make it to Chicago.
- Cam Morrison scored the lone goal for the Irish in the Frozen Four contest, with assists from Jordan Gross and Jake Evans.

IRISH IN THE NHL

- Seven former Notre Dame players made 2017 NHL opening night rosters including, back-to-back defending Stanley Cup Champions Ian Cole and Bryan Rust (Pittsburgh), Anders Bjork (Boston), Stephen Johns (Dallas), Anders Lee (New York Islanders), Kyle Palmieri (New Jersey) and Riley Sheahan (Detroit).
- Bjork became the 17th former Irish player under Jeff Jackson to reach the NHL and the program's 31st overall when Boston opened the season with a home win against Nashville on Oct. 5 (Bjork had an assist in that win).
- Sheahan was traded to Pittsburgh on Oct. 21, where he joins Cole and Rust (at Notre Dame, he played with Cole during the 2009-10 season and with Rust during the 2010-11 and 2011-12 seasons).
- Last season (2016-17), a program-record 10 former Notre Dame hockey players played in the NHL (nine was the previous high in 2011-12).
- The 2016-17 season also included several stretches where eight former Irish players were in the league at the same time, marking the first time in program history eight former players were on active NHL rosters at the same time.
- Prior to Bjork, Robbie Russo (Detroit) and T.J. Tynan (Columbus) were the most recent former Irish players to make their NHL debuts when they both did so on March 7, 2017.
- Also during the 2016-17 season, Rust became the third former Irish player to record an NHL hat trick, joining Palmieri (1) and Dave Poulin (5) and Lee totaled 34 goals to set the record for goals in an NHL season by a former Irish player.
- With Pittsburgh winning the 2017 Stanley Cup, Rust and Cole became the third and fourth former Irish players to win back-to-back Stanley Cup Championships, joining Bill Nyrop (Montreal '76-'77-'78) and Don Jackson (Edmonton '84-'85).

NOTRE DAME IN THE 2017 NHL DRAFT

- Freshman defenseman Matt Hellickson was chosen in the seventh round (214th overall) by the New Jersey Devils in the June 2017 NHL Draft hosted (United Center).
- Future Irish defenseman and NLI signee Nicky Leivermann was also selected in the seventh round (187th overall) of the 2017 Draft by the Colorado Avalanche.
- Leivermann and Hellickson became the 80th and 81st Irish players selected in the NHL Draft.

FRESHMAN CLASS (7)

- Defenseman Matt Hellickson, forwards Pierce Crawford, Max Eisenmenger, Matt Steeves and Colin Theisen, as well as goaltenders Nick Sanford and Dylan St. Cyr comprise the seven member freshman class.

MINNESOTA (HEADING INTO WEEKEND SERIES)

Series: Minnesota leads 27-16-3 (46 games)
 At Notre Dame: Minnesota leads 7-6-1
 At Minnesota: Minnesota leads 17-8-2
 At Neutral Sites: Minnesota leads 3-2-0
 Overtime Wins: UM 1, ND 0
 One-Goal Wins: UM 7, ND 10
 Last Meeting: March 25, 2017 (ND 3-2)
 Current Series Streak: ND 1 win

ALL-TIME SERIES RECORD

Year	Host	Site	Arena	Win	Loss	Tie	Result
1924-25	Minnesota	Minneapolis, Minn.	Minneapolis Arena		L (OT)		1-2
	Minnesota	Minneapolis, Minn.	Minneapolis Arena		L		1-2
1925-26	Minnesota	Minneapolis, Minn.	Minneapolis Arena		L (2OT)		4-6
	Minnesota	Minneapolis, Minn.	Minneapolis Arena		L		0-4
1926-27	Minnesota	Minneapolis, Minn.	Minneapolis Arena		L		0-3
	Minnesota	Minneapolis, Minn.	Minneapolis Arena	W			2-0
1971-72	Minnesota	Minneapolis, Minn.	Williams Arena	W			5-4
	Minnesota	Minneapolis, Minn.	Williams Arena	W			8-3
1972-73	Notre Dame	Notre Dame, Ind.	Joyce Center	W			3-2
	Notre Dame	Notre Dame, Ind.	Joyce Center		L		1-7
1973-74	Minnesota	Minneapolis, Minn.	Williams Arena		L		2-7
	Minnesota	Minneapolis, Minn.	Williams Arena		L		3-6
1974-75	Minnesota	Minneapolis, Minn.	Williams Arena		L		1-8
	Minnesota	Minneapolis, Minn.	Williams Arena		L		3-5
1975-76	Notre Dame	Notre Dame, Ind.	Joyce Center		L		3-6
	Notre Dame	Notre Dame, Ind.	Joyce Center			T (OT)	4-4
1976-77		St. Paul, Minn.	St. Paul Civic Center	W			6-5
		St. Paul, Minn.	St. Paul Civic Center		L		2-3
	Minnesota	Minneapolis, Minn.	Williams Arena	W			3-2
	Minnesota	Minneapolis, Minn.	Williams Arena			T (OT)	3-3
	Notre Dame	Notre Dame, Ind.	Joyce Center	W			5-1
	Notre Dame	Notre Dame, Ind.	Joyce Center		L		2-9
1977-78	Minnesota	Minneapolis, Minn.	Williams Arena			T (OT)	5-5
	Minnesota	Minneapolis, Minn.	Williams Arena		L		1-4
1978-79	Minnesota	Minneapolis, Minn.	Williams Arena	W			3-2
	Minnesota	Minneapolis, Minn.	Williams Arena		L		1-4
	Notre Dame	Notre Dame, Ind.	Joyce Center	W			3-2
	Notre Dame	Notre Dame, Ind.	Joyce Center	W			8-7
1979-80	Minnesota	Minneapolis, Minn.	Williams Arena		L (OT)		5-6
	Minnesota	Minneapolis, Minn.	Williams Arena	W			6-3
	Notre Dame	Notre Dame, Ind.	Joyce Center		L		2-3
	Notre Dame	Notre Dame, Ind.	Joyce Center		L		7-8
1980-81	Minnesota	Minneapolis, Minn.	Williams Arena		L		2-4
	Minnesota	Minneapolis, Minn.	Williams Arena	W			6-5
1990-91	Minnesota	Minneapolis, Minn.	Williams Arena		L		2-7
2000-01		St. Paul, Minn.	Xcel Energy Center		L		3-7
2003-04		Grand Rapids, Mich.	Van Andel Arena		L		2-5
2011-12	Minnesota	Minneapolis, Minn.	Mariucci Arena	W			4-3
2012-13	Minnesota	Minneapolis, Minn.	Mariucci Arena		L		1-3
2013-14	Notre Dame	Notre Dame, Ind.	Compton Family Ice Arena	W			4-1
	Notre Dame	Notre Dame, Ind.	Compton Family Ice Arena		L		4-5
2014-15	Minnesota	Minneapolis, Minn.	Mariucci Arena		L		0-5
	Minnesota	Minneapolis, Minn.	Mariucci Arena		L		2-4
2015-16	Notre Dame	Notre Dame, Ind.	Compton Family Ice Arena	W			4-3
	Notre Dame	Notre Dame, Ind.	Compton Family Ice Arena		L		4-1
2016-17		Manchester, N.H.	SNHU Arena	W			3-2

SERIES SCORING

	Total	Avg.
Notre Dame	134	3.04
Minnesota	188	4.27

SERIES RECORDS

ND Most Goals (Game): 8, in '71-'72 (8-3), '78-'79 (8-7)
 UM Most Goals (Game): 9, in 1976-77 (9-2)
 High-Scoring Game: 15, in ;'78-'79 (ND 8-7) '79-'80 (UM 8-7)
 Low-Scoring Game: 2, in 1926-27 (ND 2-0)
 Longest ND Win Streak: 4 games ('26-'72)
 Longest UM Win Streak: 6 games, ('72-'76)
 Shutouts By: UM 3, ND 1

**HEAD COACH
JEFF JACKSON**



- The 2017-18 hockey season marks University of Notre Dame hockey coach Jeff Jackson's 13th season behind the Irish bench. The highly regarded Jackson now has over 30 years of coaching experience.
- Notre Dame's Jeff Jackson era began in 2005 when the University searched for a man who could move the program among the elite hockey schools in the country.
- During his now 13-year run, Notre Dame has become one of the nation's top teams, winning the Central Collegiate Hockey Association's (CCHA) regular-season title twice (2006-07 and 2008-09) while earning three Mason Cup championships ('07, '09 and the final one in 2013)
- Since his arrival at Notre Dame, the Irish skaters have accumulated an overall record of 268-167-52, including eight trips to the NCAA Tournament (2006-09, 2010-11, 2012-14 and 2016-17), three Frozen Four appearances (2008, 2011 and 2017) and one national championship berth (2008).
- The 2017-18 season begins Notre Dame's hockey tenure in the Big Ten Conference. Since the introduction of hockey to the Big Ten, Jackson's Irish hold a 4-7-1 record against members of the conference.
- Between 2006-09, the Irish turned in win totals of 32, 27 and 31 for three consecutive seasons of 25 or more wins and three consecutive NCAA tournament appearances, a first in program history.
- Jackson's success on the ice also has had a major impact off the ice for the Irish. With the wins came a commitment from the University that led to the new home of Irish hockey - The Compton Family Ice Arena - one of the finest college hockey facilities in the nation. The new venue opened on Oct. 21, 2011.
- The Irish have seen 34 players selected in the National Hockey League Entry Draft during Jackson's tenure, including three first round selections. Since his arrival on campus, Notre Dame has also seen 21 products from USA Hockey's National Team Development Program reach the Irish ranks.
- Jackson has coached six Irish players to All-America honors - Anders Bjork (2017) Robbie Russo (2015), Anders Lee (2013), Ian Cole (2009), Erik Condra (2009) and David Brown (2007).
- In addition, 16 of his players have gone on to play in the NHL, including most recently Robbie Russo (Detroit) and T.J. Tynan (Columbus), who each made their NHL debuts on March 7, 2017.
- Jackson's Notre Dame teams have played with poise, discipline, team speed and have also featured strong goaltending and excellent special teams play.
- Having led the Lake Superior State Lakers to an NCAA Division I title in 1992 and 1994, Jackson became the first coach to have won the championship prior to joining Notre Dame's hockey staff.
- As a head coach, Jackson has led teams to 14 NCAA Tournament appearances and seven conference championships (1991-93, '95, '07, '09 and '13).

THE JEFF JACKSON FILE COLLEGIATE HEAD COACHING					
19th year as NCAA Div. I Head Coach					
Alma Mater: Michigan State ('78, '79)					
School	Seasons	Record			Pct.
Lake Superior State	6	182	52	25	.751
Notre Dame	13	278	170	53	.
TOTALS	19	460	222	78	.

THE JEFF JACKSON FILE ADDITIONAL HEAD COACHING					
Team	Seasons	Record			
USNTDP (USHL)	3	N/A	N/A	N/A	N/A
Guelph (OHL)	2	71	46	16	3

HONORS AND ACCOLADES	
Year	Award
1990-91	CCHA Coach of the Year
2006-07	CCHA Coach of the Year
2006-07	Spencer Penrose Award
2010-11	CCHA Coach of the Year

JACKSON AND THE FROZEN FOUR	
Year	Team
1992	Lake Superior State (NCAA Champion)
1993	Lake Superior State (NCAA Runner-Up)
1994	Lake Superior State (NCAA Champion)
2008	University of Notre Dame (NCAA Runner-Up)
2011	University of Notre Dame (NCAA Semifinalist)
2017	University of Notre Dame (NCAA Semifinalist)

- A 1978 graduate of Michigan State University with a degree in communications, Jackson followed with an education degree from Michigan State in 1979.
- In May 2003, Inside College Hockey ranked Jackson 12th on its list of the 16 greatest college coaches of all-time with only five of the 16 still active.
- He made his NHL debut as an assistant coach with the New York Islanders during the 2003 season in which they earned a spot in the 2004 Stanley Cup playoffs. The following season all games were canceled due to the unresolved 2004-05 NHL lockout, and at the end of the year Jackson left the Islanders to join the Fighting Irish as head coach for the 2005-06 season.
- Jackson is a member of the USA Hockey Coaches Achievement Program, the American Hockey Coaches Association and the National Hockey League Coaches Association.

JEFF JACKSON RECORDS VS. DIVISION I TEAMS				
Team	W	L	T	%
Air Force	1	0	0	1.00
Alabama Huntsville	8	1	0	0.889
Alaska	21	8	1	0.696
Alaska Anchorage	1	0	0	1.00
Arizona State	2	0	0	1.00
Army	1	0	0	1.00
Bemidji State	0	1	0	0.00
Boston College	10	8	0	0.555
Boston University	10	5	1	0.656
Bowling Green	43	9	4	0.804
Brown	0	1	0	0.00
Canisius	1	0	0	1.00
Clarkson	2	3	0	0.40
Colgate	1	0	0	1.00
Colorado College	0	1	0	0.00
Connecticut	4	1	1	0.750
Cornell	2	1	0	0.667
Denver	1	5	3	0.278
Ferris State	29	11	4	0.705
Harvard	1	1	0	0.50
Holy Cross	2	0	0	1.00
Illinois-Chicago	24	2	0	0.923
Kent State	7	0	1	0.938
Lake Superior State	20	4	4	0.786
Laurentian	2	0	0	1.00
Maine	9	4	1	0.679
Massachusetts	8	4	0	0.667
Massachusetts Lowell	4	9	2	0.333
Mercyhurst	1	0	0	1
Merrimack	6	2	1	0.722
Miami	20	16	10	0.694
Michigan	27	26	8	0.508
Michigan State	23	15	8	0.587
Michigan Tech	6	2	1	0.722
Minnesota	6	5	0	0.545
Minnesota-Duluth	6	6	2	0.50
Minnesota State	2	3	0	0.40
Nebraska Omaha	12	3	2	
New Hampshire	6	3	1	0.650
Niagara	2	0	0	1.00
Northeastern	6	10	2	0.389
North Dakota	1	2	2	0.30
Northern Michigan	16	7	3	0.667
Notre Dame	11	2	0	0.846
Ohio State	30	13	7	0.
Penn State	3	2	1	
Princeton	4	1	0	0.80

Providence College	8	3	2	0.692
Rensselaer	5	1	0	
Robert Morris	1	1	0	0.50
Sacred Heart	3	1	0	0.750
St. Cloud State	0	2	0	0.00
St. Lawrence	2	0	1	0.833
Toronto	1	0	0	1.00
Union College	1	1	0	0.50
Vermont	6	2	2	0.70
Western Michigan	30	14	10	0.648
Wisconsin	1	2	0	0.333
York University	1	0	0	1

POST-SEASON RECORD VS. DIVISION I TEAMS			
Team	W	L	%
Alabama Huntsville	1	0	1.00
Alaska	2	2	0.50
Alaska Anchorage	1	0	1.00
Bemidji State	0	1	0.00
Boston College	2	2	0.50
Boston University	3	1	0.750
Bowling Green	4	0	1.00
Clarkson	2	2	0.50
Cornell	1	0	1.00
Denver	0	1	0.00
Ferris State	2	1	0.667
Harvard	1	0	1.00
Illinois-Chicago	6	0	1.00
Lake Superior State	3	1	0.750
Maine	0	1	0.00
Massachusetts	2	1	0.667
Massachusetts Lowell	2	4	0.333
Merrimack	1	0	1.00
Miami	2	2	0.50
Michigan	9	6	0.60
Michigan State	5	1	0.833
Minnesota	2	0	1.00
Minnesota-Duluth	1	1	0.50
Nebraska Omaha	2	0	1.00
New Hampshire	2	0	1.00
Northeastern	1	2	0.333
Northern Michigan	1	1	0.50
Ohio State	7	2	0.778
Providence College	2	0	1.00
St. Cloud State	0	2	0.00
Vermont	0	1	0.00
Western Michigan	3	0	1.00
Wisconsin	1	0	1.00

NOTRE DAME'S 2017-18 RECORD WHEN	
Overall	10-3-1
In Big Ten regular season games	4-0-0
Non-conference games	6-3-1
Home	6-3-1
Road	4-0-0
Neutral	0-0-0
In overtime games	1-0-1
When Notre Dame scores first	9-1-1
When opponents score first	1-2-0
When Notre Dame leads after 1 period	3-1-0
When Notre Dame trails after 1 period	2-2-0
When score is tied after 1 period	5-0-1
When Notre Dame leads after 2 periods	7-1-0
When Notre Dame trails after 2 periods	0-2-0
When score is tied after 2 periods	3-0-1
When Notre Dame trails at any point in the third period	0-3-1
When Notre Dame outshoots opponent	4-1-0
When opponent outshoots Notre Dame	6-2-1
When shots are even	0-0-0
In Game 1 of weekend series	4-2-1
In Game 2 of weekend series	6-1-0
In Game 1 of Big Ten weekend series	2-0-0
In Game 2 of Big Ten weekend series	2-0-0
In one-goal games	4-0-0
In two-goal games	3-3-0
When scoring 0-1 goals	2-0-0
When scoring two or more goals	8-3-1
When scoring three or more goals	8-2-0

When scoring four or more goals	6-2-0
When scoring five or more goals	3-0-0
Against Ranked Opponents	
vs. #1/1 Denver	0-1-1
at #16/RV Ohio State	2-0-0
vs. #19/RV Penn State	2-0-0
Month-By-Month	
Notre Dame in October	4-3-1
Notre Dame in November	6-0-0
Notre Dame in December	
Notre Dame in January	
Notre Dame in February	
Notre Dame in March	
Vs. Conferences	
Atlantic Hockey	1-1-0
Big Ten	4-0-0
ECAC	2-0-0
NCHC	1-2-1
WCHA	2-0-0

THE LAST TIME...

TEAM	
Notre Dame won in overtime	November, 18 2017 at RPI (1-0)
Notre Dame lost in overtime	October 22, 2016 vs. Penn State (2-3)
Notre Dame tied in overtime	October 13, 2017 vs. Denver (2-2)
Notre Dame scored 10 or more goals in a game	December 29, 2010 vs. Canisius (10-2)
Notre Dame allowed 10 or more goals in a game	March 12, 2005 at Michigan (10-1)
Notre Dame had a home shutout	November 11, 2017 vs. Penn State (Cale Morris, 33 saves)
Notre Dame had a road shutout	November 18, 2017 at RPI (Cale Morris, 25 saves)
Notre Dame had a neutral site shutout	October 13, 2012 vs. Maine (Steven Summerhays, 22 saves)
Notre Dame was shutout at home	November 26, 2016 vs. Clarkson (Jake Keilley 35 saves)
Notre Dame was shutout on the road	November 13, 2016 at Northeastern (Jake Theut, 22 saves, two periods of play) November 7, 2014 at Minnesota (Adam Wilcox, 20 saves)
Notre Dame won 1-0	November 18, 2017 at RPI (Cale Morris, 25 saves)
Notre Dame had 35 or more shots in a game	October 27, 2017 vs. Omaha (35 shots)
Notre Dame had 40 or more shots in a game	October 20, 2017 vs. Sacred Heart (43 shots)
Notre Dame had 50 or more shots in a game	October 7, 2016 vs. Arizona State (51 shots)
Notre Dame surrendered 35 or more shots in a game	November 17, 2017 at RPI (39 shots)
Notre Dame surrendered 40 or more shots in a game	November 10, 2017 vs. Penn State (43 shots)
Notre Dame surrendered 50 or more shots in a game	January 1, 2016 at Denver (50 shots)
Notre Dame had three PP goals in a game	October 25, 2014 vs. Niagara (7-0 win)
Notre Dame had four PP goals in a game	October 20, 2013 vs. Michigan Tech (7-3 win)
Notre Dame had six PP goals in a game	October 7, 2016 vs. Arizona State (9-2 win) February 13, 2009 vs. Northern Michigan (9-5 win)
Notre Dame had one short-handed goal	October 6, 2017 vs. Alabama Huntsville (Jake Evans, 5-3 win)
Notre Dame had two short-handed goals	January 7, 2011 at Northern Michigan (8-1 win) November 20, 2010 vs. Michigan State (4-2 win)
Notre Dame surrendered five PP goals	December 4, 2004 vs. Michigan (8-0 loss)
Notre Dame surrendered four PP goals	February 1, 2013 at Ohio State (6-3 loss)
Notre Dame surrendered three PP goals	December 2, 2016 at UMass (5-4 loss)
Notre Dame surrendered two short-handed goals	February 8, 2013 vs. Michigan (7-4 win)
Notre Dame played a #1 ranked team	October 14, 2017 vs. Denver (L, 4-2)
Notre Dame tied a #1 ranked team	October 13 2017 vs. Denver (T, 2-2 in OT)
Notre Dame defeated a #1 ranked team	March 1, 2014 at Boston College (W, 2-1 in OT)
Notre Dame defeated a #1 ranked team at home	November 8, 2013 vs. Minnesota (W, 4-1)
Notre Dame erased a two-goal deficit to win or tie	March 25, 2017 vs. Minnesota in the NCAA Northeast Regional Semifinal (W, 3-2)
Notre Dame erased a two-goal, third period deficit to win or tie	February 3, 2017 vs. Vermont (T, 4-4)
	December 10, 2015 at Boston College (W, 4-3)
Had at least eight penalty kills	November 17, 2017 at RPI (ND 8-for-8 on the PK)

INDIVIDUAL	
Notre Dame player scored a hat trick	October 16, 2015 - Steven Fogarty at Penn State
Notre Dame defenseman scored a hat trick	January 18, 2015 - Robbie Russo at UConn
Notre Dame player scored four goals	October 19, 1995 - Brian Urick at Alaska Fairbanks
Notre Dame player scored five goals	December 29, 1971 - Ian Williams at Dartmouth
Notre Dame player had three assists	October 27, 2017 - Jake Evans vs. Omaha (0-3-3)
Notre Dame player had four assists	October 26, 2017 - Jake Evans vs. Omaha (0-4-4)
Notre Dame player had five assists	October 21, 1994 - Jamie Ling vs. Waterloo (2-5-7)
Notre Dame player had four points	October 26, 2017 - Jake Evans vs. Omaha (0-4-4)
Notre Dame player had five points	February 13, 2009 - Erik Condra at Northern Michigan (2-3-5)
Notre Dame player had six points	October 21, 1994 - Jamie Ling vs. Waterloo (2-5-7)
Notre Dame player had seven points	October 21, 1994 - Jamie Ling vs. Waterloo (2-5-7)
Notre Dame goalie made 35+ saves	Nov. 17, 2017 - Cale Morris at RPI, 38 saves (4-1 win)
Notre Dame goalie made 40+ saves	Nov. 10, 2017 - Cale Morris vs. Penn State, 40 saves (5-3 win)
Notre Dame goalie made 50+ saves	March 6, 2015 - Cal Petersen vs. UMass, 87 saves (4-3 loss)
Opposing player scored a hat trick	October 19, 2017 - Vito Bavaro of Sacred Heart
Opposing player scored four goals	March 12, 1994 - Colin Ward of Western Michigan
Opposing player scored five goals	November 10, 1973 - Tom Ross of Michigan State
Opposing player had four assists	December 2, 2011 - Ludwig Karlsson of Northeastern (0-4-4)
Opposing player had five assists	January 20, 1996 - Kevin Hilton of Michigan (0-5-5)
Opposing player had four points	March 12, 2016 - Kevin Roy of Northeastern (2-2-4)
Opposing player had five points	January 27, 2001 - Jeff Hamilton of Yale (2-3-5)
Opposing player had six points	January 11, 1994 - John Gruden of Ferris State (4-3-7)
Opposing player had seven points	January 11, 1994 - John Gruden of Ferris State (4-3-7)
Opposing goalie made 35+ saves	October 6, 2017 - Jordan Uhelski of Alabama Huntsville, 40 saves (5-3 ND win)
Opposing goalie made 40+ saves	October 20, 2017 - Nathan Perry of Sacred Heart, 40 saves (3-1 ND win)
Opposing goalie made 50+ saves	March 6, 2015 - Steve Mastalerz of UMass, 75 saves (4-3 ND loss)
Notre Dame had a penalty shot	January 21, 2017 - Joe Wegwerth (saved vs. New Hampshire)
Notre Dame scored on a penalty shot	December 6, 2013 - Jeff Costello (vs. UMass) March 16, 2013 - Bryan Rust (vs. Bowling Green)
Opponent had a penalty shot	March 10, 2017 - Shane Kavanagh, Providence (vs. Cal Petersen, missed wide, 5-0 ND win) January 29, 2016 - Colin White, Boston College (saved by Cal Petersen, 4-0 ND loss) January 22, 2016 - Ara Nazarian, New Hampshire (scored on Cal Petersen, 5-1 ND win) December 10, 2015 - Colin White, Boston College (saved by Cal Petersen, 4-3 ND win)

2017-18 COMBINED STATS

Date	Opponent	Score	Att.	Record:	Overall	Home	Away	Neutral
Oct 06	ALABAMA HUNTSVILLE	W 5-3	3885	ALL GAMES	10-3-1	6-3-1	4-0-0	0-0-0
Oct 07	ALABAMA HUNTSVILLE	W 4-0	3412	CONFERENCE	4-0-0	2-0-0	2-0-0	0-0-0
Oct 13	#1 DENVER	Tot 2-2	4478	NON-CONFERENCE	6-3-1	4-3-1	2-0-0	0-0-0
Oct 14	#1 DENVER	L 2-4	4075					
Oct 19	SACRED HEART	L 4-6	3340					
Oct 20	SACRED HEART	W 3-1	4007					
Oct 26	OMAHA	L 4-6	3834					
Oct 27	OMAHA	W 5-4	4743					
* Nov 03	at #16 Ohio State	W 4-1	6749					
* Nov 04	at #16 Ohio State	W 3-2	5900					
* Nov 10	#19 PENN STATE	W 5-3	4574					
* Nov 11	#19 PENN STATE	W 1-0	4160					
Nov 17	at Rensselaer	W 4-1	2866					
Nov 18	at Rensselaer	Wot 1-0	3030					

TEAM STATISTICS	ND	OPP
SHOT STATISTICS		
Goals-Shot attempts	47-431	33-469
Shot pct.	.109	.070
Goals/Game	3.4	2.4
Shots/Game	30.8	33.5
POWER PLAYS		
Goals-Power Plays	10-45	5-48
Conversion Percent	.222	.104
Shot Attempts	64	79
Shot Percent	.156	.063
GOAL BREAKDOWN		
Power Play	10	5
Short-handed	2	0
Empty net	4	3
Penalty	0	0
Unassisted	1	2
Overtime	1	0
Shootout	0	0
Delayed Penalty	0	0
PENALTIES		
Number	57	54
Minutes	136	111
Penalties/Game	4.1	3.9
Pen minutes/Game	9.7	7.9
SHOOTOUTS (Made-Att)	1-4	2-4

#	Player	gp	g	a	pts	sh	sh%	pen-min	pp	sh
18	Jake Evans	14	5	17	22	32	.156	2-4	1	1
3	Jordan Gross	14	5	8	13	62	.081	3-6	2	1
27	Bobby Nardella	14	4	9	13	20	.200	5-10	2	0
15	Andrew Oglevie	10	5	6	11	34	.147	0-0	3	0
13	Colin Theisen	14	4	6	10	26	.154	3-6	1	0
11	Cal Burke	13	5	3	8	32	.156	2-15	0	0
22	Andrew Peeke	14	1	7	8	20	.050	3-6	0	0
26	Cam Morrison	14	4	3	7	23	.174	1-2	0	0
5	Matt Hellickson	14	0	6	6	15	.000	3-6	0	0
9	Dawson Cook	12	3	2	5	14	.214	4-8	0	0
28	Jack Jenkins	14	2	3	5	26	.077	0-0	0	0
21	Joe Wegwerth	8	3	1	4	23	.130	1-2	1	0
29	Bo Brauer	11	2	2	4	14	.143	2-4	0	0
25	Dylan Malmquist	8	2	1	3	9	.222	2-4	0	0
4	Dennis Gilbert	13	1	2	3	18	.056	2-4	0	0
19	Mike O'Leary	14	0	3	3	19	.000	3-6	0	0
20	Justin Wade	11	0	2	2	10	.000	9-29	0	0
8	Matt Steeves	8	1	0	1	8	.125	4-8	0	0
6	Tory Dello	13	0	1	1	13	.000	2-4	0	0
14	Max Eisenmenger	5	0	1	1	2	.000	1-2	0	0
32	Cale Morris	11	0	1	1	0	.000	1-2	0	0
23	Luke Novak	4	0	1	1	7	.000	1-2	0	0
17	Pierce Crawford	4	0	0	0	2	.000	2-4	0	0
12	Felix Holmberg	4	0	0	0	2	.000	0-0	0	0
24	Luke Ripley	2	0	0	0	0	.000	0-0	0	0
TM	TEAM	3	0	0	0	0	.000	1-2	0	0
	Total	14	47	85	132	431	.109	57-136	10	2
	Opponents	14	33	52	85	469	.070	54-111	5	0

#	Goalie	gp	min	ga	gaavg	saves	save%	w-l-t
32	Cale Morris	11	618:48	18	1.75	309	.945	9-1-0
1	Dylan St. Cyr	4	223:45	12	3.22	127	.914	1-2-1
TM	EMPTY NET	3	2:40	3	-	0	.000	0-0-0
	Total	14	845:13	33	2.34	436	.930	10-3-1
	Opponents	14	845:13	47	3.34	384	.891	3-10-1

Attendance Summary	ND	Opponent
Total	40508	18545
Dates/Avg Per Date	10/4051	4/4636
Neutral Site #/Avg	0/0	

Goals by Period	1st	2nd	3rd	OT	Total
Notre Dame	8	21	17	1	47
Opponents	9	10	14	0	33

Saves by Period	1st	2nd	3rd	OT	Total
Notre Dame	147	124	163	2	436
Opponents	127	146	103	8	384

**2017-18 INDIVIDUAL STATS**

Overall: 10-3-1 Conf: 4-0-0 Home: 6-3-1 Away: 4-0-0 Neut: 0-0-0

##	Player	gp	Shots					+-	Penalties				Goals								blk		
			g	a	pts	sh	sh%		pen-min	min	maj	oth	pp	sh	fg	gw	gt	ot	ht	pn		ua	
18	Jake Evans	14	5	17	22	32	.156	+11	2-4	2	0	0	1	1	2	2	0	0	0	0	0	0	6
3	Jordan Gross	14	5	8	13	62	.081	+5	3-6	3	0	0	2	1	0	1	0	0	0	0	0	0	16
27	Bobby Nardella	14	4	9	13	20	.200	+1	5-10	5	0	0	2	0	1	0	0	0	0	0	0	0	10
15	Andrew Oglevie	10	5	6	11	34	.147	-1	0-0	0	0	0	3	0	1	1	1	0	0	0	0	0	0
13	Colin Theisen	14	4	6	10	26	.154	+8	3-6	3	0	0	1	0	1	0	0	0	0	0	0	1	9
11	Cal Burke	13	5	3	8	32	.156	+2	2-15	0	1	1	0	0	3	1	0	0	0	0	0	0	5
22	Andrew Peeke	14	1	7	8	20	.050	+6	3-6	3	0	0	0	0	0	0	0	0	0	0	0	0	30
26	Cam Morrison	14	4	3	7	23	.174	-4	1-2	1	0	0	0	0	1	1	0	1	0	0	0	0	1
5	Matt Hellickson	14	0	6	6	15	.000	+4	3-6	3	0	0	0	0	0	0	0	0	0	0	0	0	11
9	Dawson Cook	12	3	2	5	14	.214	+2	4-8	4	0	0	0	0	0	2	0	0	0	0	0	0	6
28	Jack Jenkins	14	2	3	5	26	.077	0	0-0	0	0	0	0	0	0	0	0	0	0	0	0	0	12
21	Joe Wegwerth	8	3	1	4	23	.130	0	1-2	1	0	0	1	0	1	0	0	0	0	0	0	0	3
29	Bo Brauer	11	2	2	4	14	.143	+4	2-4	2	0	0	0	0	1	1	0	0	0	0	0	0	3
25	Dylan Malmquist	8	2	1	3	9	.222	+1	2-4	2	0	0	0	0	0	1	0	0	0	0	0	0	3
4	Dennis Gilbert	13	1	2	3	18	.056	+5	2-4	2	0	0	0	0	0	0	0	0	0	0	0	0	23
19	Mike O'Leary	14	0	3	3	19	.000	0	3-6	3	0	0	0	0	0	0	0	0	0	0	0	0	3
20	Justin Wade	11	0	2	2	10	.000	-5	9-29	7	1	1	0	0	0	0	0	0	0	0	0	0	14
8	Matt Steeves	8	1	0	1	8	.125	0	4-8	4	0	0	0	0	0	0	0	0	0	0	0	0	2
6	Tory Dello	13	0	1	1	13	.000	+2	2-4	2	0	0	0	0	0	0	0	0	0	0	0	0	20
14	Max Eisenmenger	5	0	1	1	2	.000	0	1-2	1	0	0	0	0	0	0	0	0	0	0	0	0	0
32	Cale Morris	11	0	1	1	0	.000	0	1-2	1	0	0	0	0	0	0	0	0	0	0	0	0	0
23	Luke Novak	4	0	1	1	7	.000	0	1-2	1	0	0	0	0	0	0	0	0	0	0	0	0	2
17	Pierce Crawford	4	0	0	0	2	.000	0	2-4	2	0	0	0	0	0	0	0	0	0	0	0	0	3
12	Felix Holmberg	4	0	0	0	2	.000	-2	0-0	0	0	0	0	0	0	0	0	0	0	0	0	0	1
24	Luke Ripley	2	0	0	0	0	.000	0	0-0	0	0	0	0	0	0	0	0	0	0	0	0	0	0
TM	TEAM	3	0	0	0	0	.000	0	1-2	1	0	0	0	0	0	0	0	0	0	0	0	0	14
	Total	14	47	85	132	431	.109	+39	57-136	53	2	2	10	2	11	10	1	1	0	0	1	197	
	Opponents	14	33	52	85	469	.070	-	54-111	53	1	0	5	0	3	3	0	0	1	0	2	217	

##	Goalie	gp-gs	Goal average			Saves		Record				Goals allowed				
			minutes	ga	avg	saves	pct	w	l	t	sho	pp	sh	en	pen	sog
32	Cale Morris	11-10	618:48	18	1.75	309	.945	9	1	0	2	4	0	0	0	0
1	Dylan St. Cyr	4-4	223:45	12	3.22	127	.914	1	2	1	1	1	0	0	0	0
TM	EMPTY NET	3-0	2:40	3	-	0	.000	0	0	0	0	0	0	3	0	0
	Total	14-0	845:13	33	2.34	436	.930	10	3	1	3	5	0	3	0	0
	Opponents	14-0	845:13	47	3.34	384	.891	3	10	1	0	10	2	4	0	0

2017-18 LEADERS

##	Points	GP	G	A	Pts	Sh
18	Jake Evans	14	5	17	22	32
3	Jordan Gross	14	5	8	13	62
27	Bobby Nardella	14	4	9	13	20
15	Andrew Oglevie	10	5	6	11	34
13	Colin Theisen	14	4	6	10	26
11	Cal Burke	13	5	3	8	32
22	Andrew Peeke	14	1	7	8	20
26	Cam Morrison	14	4	3	7	23
5	Matt Hellickson	14	0	6	6	15
9	Dawson Cook	12	3	2	5	14

##	Goals	GP	G	A	Pts	Sh
18	Jake Evans	14	5	17	22	32
3	Jordan Gross	14	5	8	13	62
15	Andrew Oglevie	10	5	6	11	34
11	Cal Burke	13	5	3	8	32
27	Bobby Nardella	14	4	9	13	20
13	Colin Theisen	14	4	6	10	26
26	Cam Morrison	14	4	3	7	23
9	Dawson Cook	12	3	2	5	14
21	Joe Wegwerth	8	3	1	4	23
28	Jack Jenkins	14	2	3	5	26

##	Power-Play Goals	GP	PPG
15	Andrew Oglevie	10	3
3	Jordan Gross	14	2
27	Bobby Nardella	14	2

##	Short-Handed Goals	GP	SHG
18	Jake Evans	14	1
3	Jordan Gross	14	1

##	Game-Winning Goals	GP	GWG
18	Jake Evans	14	2
9	Dawson Cook	12	2

##	Plus/Minus	GP	+/-
18	Jake Evans	14	+11
13	Colin Theisen	14	+8
22	Andrew Peeke	14	+6
3	Jordan Gross	14	+5
4	Dennis Gilbert	13	+5
5	Matt Hellickson	14	+4
29	Bo Brauer	11	+4
11	Cal Burke	13	+2
9	Dawson Cook	12	+2
6	Tory Dello	13	+2

##	Assists	GP	G	A	Pts	Sh
18	Jake Evans	14	5	17	22	32
27	Bobby Nardella	14	4	9	13	20
3	Jordan Gross	14	5	8	13	62
22	Andrew Peeke	14	1	7	8	20
15	Andrew Oglevie	10	5	6	11	34
13	Colin Theisen	14	4	6	10	26
5	Matt Hellickson	14	0	6	6	15
11	Cal Burke	13	5	3	8	32
26	Cam Morrison	14	4	3	7	23
28	Jack Jenkins	14	2	3	5	26

##	Shots	GP	G	A	Pts	Sh	Sh%
3	Jordan Gross	14	5	8	13	62	.081
15	Andrew Oglevie	10	5	6	11	34	.147
18	Jake Evans	14	5	17	22	32	.156
11	Cal Burke	13	5	3	8	32	.156
13	Colin Theisen	14	4	6	10	26	.154
28	Jack Jenkins	14	2	3	5	26	.077
26	Cam Morrison	14	4	3	7	23	.174
21	Joe Wegwerth	8	3	1	4	23	.130
27	Bobby Nardella	14	4	9	13	20	.200
22	Andrew Peeke	14	1	7	8	20	.050

##	Shot Pct.	GP	G	A	Pts	Sh	Sh%
25	Dylan Malmquist	8	2	1	3	9	.222
9	Dawson Cook	12	3	2	5	14	.214
27	Bobby Nardella	14	4	9	13	20	.200
26	Cam Morrison	14	4	3	7	23	.174
18	Jake Evans	14	5	17	22	32	.156
11	Cal Burke	13	5	3	8	32	.156
13	Colin Theisen	14	4	6	10	26	.154
15	Andrew Oglevie	10	5	6	11	34	.147
29	Bo Brauer	11	2	2	4	14	.143
21	Joe Wegwerth	8	3	1	4	23	.130

##	Penalties	GP	Pen	Min
20	Justin Wade	11	9	29
27	Bobby Nardella	14	5	10
9	Dawson Cook	12	4	8
8	Matt Steeves	8	4	8
22	Andrew Peeke	14	3	6
19	Mike O'Leary	14	3	6
3	Jordan Gross	14	3	6
13	Colin Theisen	14	3	6
5	Matt Hellickson	14	3	6
17	Pierce Crawford	4	2	4

##	Penalty Minutes	GP	Pen	Min
20	Justin Wade	11	9	29
11	Cal Burke	13	2	15
27	Bobby Nardella	14	5	10
8	Matt Steeves	8	4	8
9	Dawson Cook	12	4	8
22	Andrew Peeke	14	3	6
3	Jordan Gross	14	3	6
13	Colin Theisen	14	3	6
5	Matt Hellickson	14	3	6
19	Mike O'Leary	14	3	6

**2017-18 RESULTS**

Date	Opponent		Score	Shots	Overall	Conf	Time	Att.	Goalie of record
Oct 06	ALABAMA HUNTSVILLE	W	5-3	40/28	1-0-0	0-0-0	2:20	3885	Cale Morris
Oct 07	ALABAMA HUNTSVILLE	W	4-0	31/34	2-0-0	0-0-0	2:12	3412	Dylan St. Cyr
Oct 13	#1 DENVER	Tot	2-2	29/48	2-0-1	0-0-0	2:35	4478	Dylan St. Cyr
Oct 14	#1 DENVER	L	2-4	33/34	2-1-1	0-0-0	2:28	4075	Cale Morris
Oct 19	SACRED HEART	L	4-6	33/28	2-2-1	0-0-0	2:13	3340	Dylan St. Cyr
Oct 20	SACRED HEART	W	3-1	43/25	3-2-1	0-0-0	2:21	4007	Cale Morris
Oct 26	OMAHA	L	4-6	35/36	3-3-1	0-0-0	2:20	3834	Dylan St. Cyr
Oct 27	OMAHA	W	5-4	35/31	4-3-1	0-0-0	2:25	4743	Cale Morris
* Nov 03	at #16 Ohio State	W	4-1	18/24	5-3-1	1-0-0	2:08	6749	Cale Morris
* Nov 04	at #16 Ohio State	W	3-2	23/41	6-3-1	2-0-0	2:23	5900	Cale Morris
* Nov 10	#19 PENN STATE	W	5-3	19/43	7-3-1	3-0-0	2:20	4574	Cale Morris
* Nov 11	#19 PENN STATE	W	1-0	27/33	8-3-1	4-0-0	2:12	4160	Cale Morris
Nov 17	at Rensselaer	W	4-1	31/39	9-3-1	4-0-0	2:22	2866	Cale Morris
Nov 18	at Rensselaer	Wot	1-0	34/25	10-3-1	4-0-0	2:20	3030	Cale Morris

Team Record	W-L-T	Attendance	Dates	Total	Avg.
Overall:	10-3-1	Total:	14	59053	4218
Conference:	4-0-0	Home:	10	40508	4051
Home:	6-3-1	Away:	4	18545	4636
Away:	4-0-0	Neutral:	0	0	0
Neutral:	0-0-0				
Overtime:	1-0-1				



2017-18 G-A-P Game-by-Game

Opponent	Date	Score	1 CYR,DYLAN S	3 GROSS,JORD	4 GILBERT,DEN	5 HELLICKSON,	6 DELLO,TORY	8 STEEVES,MA	9 COOK,DAWS	11 BURKE,CAL	12 HOLMBERG,F	13 THEISEN,COL	14 EISENMENGE
UAH	Oct 06	5-3 W	DNP	0-3-3	1-0-1	0-1-1	0-0-0	DNP	0-0-0	0-0-0	0-0-0	1-0-1	0-1-1
UAH	Oct 07	4-0 W	0-0-0	1-0-1	0-0-0	0-1-1	DNP	1-0-1	0-0-0	0-0-0	DNP	0-1-1	0-0-0
DEN	Oct 13	2-2 t	0-0-0	0-1-1	0-0-0	0-0-0	0-0-0	DNP	DNP	0-0-0	0-0-0	0-0-0	0-0-0
DEN	Oct 14	2-4 L	DNP	1-0-1	0-0-0	0-0-0	0-0-0	DNP	DNP	0-0-0	0-0-0	0-0-0	0-0-0
SHU	Oct 19	4-6 L	0-0-0	0-0-0	0-0-0	0-0-0	0-0-0	0-0-0	1-0-1	1-0-1	DNP	0-1-1	0-0-0
SHU	Oct 20	3-1 W	DNP	0-1-1	DNP	0-0-0	0-0-0	DNP	1-0-1	0-0-0	DNP	0-1-1	DNP
OMAHA	Oct 26	4-6 L	0-0-0	1-0-1	0-0-0	0-1-1	0-0-0	0-0-0	0-0-0	1-0-1	DNP	0-1-1	DNP
OMAHA	Oct 27	5-4 W	DNP	1-2-3	0-0-0	0-0-0	0-0-0	0-0-0	0-1-1	0-2-2	0-0-0	2-0-2	DNP
at OSU	Nov 03	4-1 W	DNP	0-1-1	0-0-0	0-1-1	0-0-0	0-0-0	0-0-0	1-1-2	DNP	1-1-2	DNP
at OSU	Nov 04	3-2 W	DNP	0-0-0	0-0-0	0-0-0	0-0-0	0-0-0	0-0-0	1-0-1	DNP	0-0-0	DNP
PSU	Nov 10	5-3 W	DNP	0-0-0	0-1-1	0-1-1	0-1-1	DNP	1-1-2	0-0-0	DNP	0-0-0	DNP
PSU	Nov 11	1-0 W	DNP	0-0-0	0-1-1	0-0-0	0-0-0	0-0-0	0-0-0	0-0-0	DNP	0-0-0	DNP
at RPI	Nov 17	4-1 W	DNP	1-0-1	0-0-0	0-1-1	0-0-0	0-0-0	0-0-0	1-0-1	DNP	0-1-1	DNP
at RPI	Nov 18	1-0 W	DNP	0-0-0	0-0-0	0-0-0	0-0-0	DNP	0-0-0	DNP	DNP	0-0-0	DNP

Opponent	Date	Score	15 OGLEVIE,AND	17 CRAWFORD,P	18 EVANS,JAKE	19 O'LEARY,MIK	20 WADE,JUSTIN	21 WEGWERTH,J	22 PEEKE,ANDR	23 NOVAK,LUKE	24 RIPLEY,LUKE	25 MALMQUIST,	26 MORRISON,C
UAH	Oct 06	5-3 W	0-2-2	DNP	2-1-3	0-0-0	DNP	0-0-0	0-0-0	DNP	0-0-0	DNP	0-1-1
UAH	Oct 07	4-0 W	2-0-2	DNP	0-2-2	0-0-0	0-0-0	0-1-1	0-0-0	DNP	DNP	DNP	0-0-0
DEN	Oct 13	2-2 t	1-0-1	DNP	1-0-1	0-0-0	0-1-1	0-0-0	0-0-0	DNP	DNP	DNP	0-1-1
DEN	Oct 14	2-4 L	0-1-1	DNP	0-2-2	0-0-0	0-0-0	0-0-0	0-0-0	DNP	DNP	DNP	1-0-1
SHU	Oct 19	4-6 L	1-0-1	DNP	0-0-0	0-1-1	0-1-1	1-0-1	0-1-1	DNP	DNP	DNP	0-1-1
SHU	Oct 20	3-1 W	0-0-0	DNP	0-0-0	0-0-0	0-0-0	2-0-2	0-2-2	0-0-0	0-0-0	DNP	0-0-0
OMAHA	Oct 26	4-6 L	DNP	DNP	0-4-4	0-0-0	0-0-0	DNP	1-0-1	0-1-1	DNP	0-0-0	0-0-0
OMAHA	Oct 27	5-4 W	DNP	DNP	0-3-3	0-0-0	0-0-0	DNP	0-0-0	0-0-0	DNP	0-0-0	1-0-1
at OSU	Nov 03	4-1 W	DNP	0-0-0	0-0-0	0-0-0	0-0-0	DNP	0-1-1	DNP	DNP	1-0-1	1-0-1
at OSU	Nov 04	3-2 W	DNP	0-0-0	1-2-3	0-0-0	0-0-0	DNP	0-2-2	DNP	DNP	1-1-2	0-0-0
PSU	Nov 10	5-3 W	1-1-2	DNP	0-1-1	0-1-1	0-0-0	0-0-0	0-0-0	DNP	DNP	0-0-0	0-0-0
PSU	Nov 11	1-0 W	0-0-0	0-0-0	0-0-0	0-1-1	DNP	DNP	0-0-0	DNP	DNP	0-0-0	0-0-0
at RPI	Nov 17	4-1 W	0-2-2	DNP	1-1-2	0-0-0	DNP	0-0-0	0-0-0	DNP	DNP	0-0-0	0-0-0
at RPI	Nov 18	1-0 W	0-0-0	0-0-0	0-1-1	0-0-0	0-0-0	DNP	0-1-1	0-0-0	DNP	0-0-0	1-0-1

1	ST. CYR	FR.	GOALTENDER
----------	----------------	------------	-------------------



Northville, Michigan
USNTDP (USHL)

Career Highs

Saves: 46 (vs. Denver 10/13/17)
Goals Against: 5 (2x - vs. Omaha 10/26/17)
Shutouts: 1 (vs. Alabama Huntsville 10/7/17)
Points: N/A

his first career start since Mike Johnson blanked Providence 2-0 on Oct. 16, 2009 at the Joyce Center (29 saves).

- Started game one of the Denver series and made 46 saves as the Irish skated to a 2-2 overtime tie with the No. 1 ranked Pioneers.

As a Freshman

- Made his Irish debut against Alabama Huntsville (Oct. 7) and posted a shutout in his first career start (34 saves).
- St. Cyr became the first Irish goaltender to record a shutout in


ST. CYR'S GAME-BY-GAME (2017-18)

Date	Opponent	Score	Minutes	GA	GAAvg	Saves	Save%	W	L	T	PP	SH	EN	PN	SO
Oct 07, 2017	ALABAMA HUNTSVILLE	4-0	60:00	0	0.00	34	1.000	1	0	0	0	0	0	0	0
Oct 13, 2017	DENVER	2-2	65:00	2	0.96	46	.976	1	0	1	1	0	0	0	0
Oct 19, 2017	SACRED HEART	4-6	58:46	5	2.29	22	.936	1	1	1	0	0	0	0	0
Oct 26, 2017	OMAHA	4-6	39:59	5	3.22	25	.914	1	2	1	0	0	0	0	0
Totals			223:45	12	3.22	127	.914	1	2	1	1	0	0	0	0

ST. CYR'S CAREER STATS

Goalie	GP-GS	Minutes	GA	GAAvg	Saves	Save%	W	L	T	Sho	PPG	SHG
2017-18	4-4	223:45	12	3.22	127	.914	1	2	1	1.0	1	0
TOTAL	4-4	223:45	12	3.22	127	.914	1	2	1	1.0	1	0

2	TONY BRETZMAN	SR.	DEFENSEMAN
----------	----------------------	------------	-------------------



Mendota Heights, Minnesota
Langley Rivermen (BCHL)

Career Highs


Goals: 1 (2x - vs. UConn 11/1/15)
Assists: 1 (2x - at UMass 12/3/16)
Points: 1 (4x - at UMass 12/3/16)
Multi-Point Games: N/A
Point Streak: N/A
Most Recent Goal: 11/1/15 (W, 8-2 at UConn)

As a Senior

BRETZMAN'S CAREER STATS

Season	GP	G	A	Points	Shots	Shot%	Pen-Min	+/-	PPG	SHG	GWG	Blk
2014-15	17	1	1	2	8	.125	3-6	-2	0	0	1	15
2015-16	8	1	0	1	5	.200	2-4	+2	0	0	0	13
2016-17	15	0	1	1	7	.000	1-2	-1	0	0	0	10
TOTAL	40	2	2	4	-	-	6-12	-1	0	0	1	38

3 JORDAN GROSS SR. DEFENSEMAN



Maple Grove, Minnesota
Green Bay Gamblers (USHL)

Career Highs

Goals: 2 (2x - vs. Northeastern 11/12/15)
 Assists: 3 (2x - vs. Alabama Huntsville 10/6/17)
 Points: 3 (3x - vs. Alabama Huntsville 10/6/17)
 Multi-Point Games: 23
 Point Streak: 9 games (Dec. 5, 2014 - Jan. 23, 2015; 3-8-11)
 Most Recent Goal: 11/17/17 (W, 4-1 at RPI)

As a Senior

- Opened the season with a three-assist game against Alabama Huntsville (Oct. 6) and followed by scoring a goal in the 4-0 win over the Chargers on Oct. 7 for a four-point weekend.

- Was named the Big Ten's Third Star of the Week (Oct. 10).
- Scored a game-tying, third period goal against No. 1 Denver in Notre Dame's 4-2 defeat (Oct. 14).
- That goal against the Pioneers was a power-play tally that was blasted through the back of the net and later called a goal after video review.
- Had a goal and two assists in Notre Dame's 5-4 win over Omaha (Oct. 27), including his 100th career point on the assist and the game-winning goal.
- He became the 53rd player in program history to reach 100-career points.

GROSS' CAREER STATS

Season	GP	G	A	Points	Shots	Shot%	Pen-Min	+/-	PPG	SHG	GWG	Blk
2014-15	42	7	21	28	92	.076	7-14	+8	1	0	1	41
2015-16	37	9	22	31	113	.080	11-30	+15	2	0	1	40
2016-17	40	10	22	32	160	.062	6-12	+10	5	0	3	66
2017-18	14	5	8	13	62	.081	3-6	+5	2	1	1	16
TOTAL	133	31	73	104	427	.073	27-62	+38	10	1	6	163

4 DENNIS GILBERT JR. DEFENSEMAN



Buffalo, New York
Chicago Steel (USHL)

Career Highs

Goals: 1 (3x - vs. Alabama Huntsville 10/6/17)
 Assists: 2 (8x - vs. Providence 2/18/17)
 Points: 2 (9x - vs. Providence 2/18/17)
 Multi-Point Games: 9
 Point Streak: 5 games (Feb. 4 - Feb. 18, 2017; 0-9-9)
 Most Recent Goal: 10/6/17 (W, 5-3 vs. Alabama Huntsville)

As a Junior

- Notched a goal in Notre Dame's 5-3 season-opening win over

- Alabama Huntsville to tie the game at 3-3 (Oct. 6).
- That goal against the Chargers was his first since he netted the game winner in Notre Dame's 4-3 comeback win at Boston College during his freshman season (Dec. 10, 2015).
- Missed game two of the Sacred Heart series with an injury.

GILBERT'S CAREER STATS

Season	GP	G	A	Points	Shots	Shot%	Pen-Min	+/-	PPG	SHG	GWG	Blk
2015-16	37	2	8	10	54	.037	17-34	+5	1	0	1	70
2016-17	40	0	22	22	50	.000	11-22	+27	0	0	0	78
2017-18	13	1	2	3	18	.056	2-4	+5	0	0	0	23
TOTAL	90	3	32	35	122	.025	30-60	+37	1	0	1	171

5 MATT HELLICKSON FR. DEFENSEMAN



Rogers, Minnesota
Sioiux City Muskateers (USHL)

Career Highs

Goals: N/A
 Assists: 1 (6x - at RPI 11/17/17)
 Points: 1 (6x - at RPI 11/17/17)
 Multi-Point Games: N/A
 Point Streak: N/A
 Most Recent Goal: N/A

Alabama Huntsville (Oct. 6).

- Added an assist in Notre Dame's 4-0 game two win over the Chargers (Oct. 7).
- Had the primary assist on Dawson Cook's third period, game-winning goal in Notre Dame's 5-3 victory against Penn State (Nov. 10).

As a Freshman

- Notched an assist in his first career game, a 5-3 win over

HELLICKSON'S CAREER STATS

Season	GP	G	A	Points	Shots	Shot%	Pen-Min	+/-	PPG	SHG	GWG	Blk
2017-18	14	0	6	6	15	.000	3-6	+4	0	0	0	11
TOTAL	14	0	6	6	15	.000	3-6	+4	0	0	0	11

6 TORY DELLO SO. DEFENSEMAN



Crystal Lake, Illinois
Tri-City Storm (USHL)

Career Highs

Goals: 1 (vs. UConn 10/27/16)
 Assists: 2 (vs. Holy Cross 11/25/16)
 Points: 2 (vs. Holy Cross 11/25/16)
 Multi-Point Games: 1
 Point Streak: 3 games (Feb. 17-24, 2017; 0-3-3)
 Most Recent Goal: 10/27/16 (L, 4-2 vs. UConn)

As a Sophomore

- Notched his first point of the season with an assist in Notre Dame's 5-3 victory against Penn State (Nov. 10).

DELLO'S CAREER STATS

Season	GP	G	A	Points	Shots	Shot%	Pen-Min	+/-	PPG	SHG	GWG	Blk
2016-17	39	1	11	12	80	.013	23-65	+5	0	0	0	60
2017-18	13	0	1	1	13	.000	2-4	+2	0	0	0	20
TOTAL	52	1	12	13	93	.011	25-69	+7	0	0	0	80

8	MATT STEEVES	FR.	FORWARD
----------	---------------------	------------	----------------



Bedford, New Hampshire
Muskegon Lumberjacks (USHL)

Career Highs

Goals: 1 (vs. Alabama Huntsville 10/7/17)
 Assists: N/A
 Points: 1 (vs. Alabama Huntsville 10/7/17)
 Multi-Point Games: N/A
 Point Streak: N/A
 Most Recent Goal: 10/7/17 (W, 4-0 vs. Alabama Huntsville)

Huntsville, which was his first career game (Oct. 7).

- That goal came on Steeves' first shot on goal in an Irish uniform.

As a Freshman

- Notched a goal in Notre Dame's 4-0 win over Alabama

STEEVES' CAREER STATS

Season	GP	G	A	Points	Shots	Shot%	Pen-Min	+/-	PPG	SHG	GWG	Blk
2017-18	8	1	0	1	8	.125	4-8	0	0	0	0	2
TOTAL	8	1	0	1	8	.125	4-8	0	0	0	0	2

9	DAWSON COOK	SR	FORWARD
----------	--------------------	-----------	----------------



Cadillac, Michigan
Green Bay Gamblers (USHL)

Career Highs

Goals: 1 (8x - vs. Penn State 11/10/17)
 Assists: 1 (9x - vs. Penn State 11/10/17)
 Points: 2 (vs. Penn State 11/10/17)
 Multi-Point Games: 1
 Point Streak: 2 games (Nov. 28 - Dec. 4, 2015)
 Most Recent Goal: 10/20/17 (W, 3-1 vs. Sacred Heart)

As a Senior

- Missed the Denver series with an upper body injury.
- Scored his first goal of the season in the game one loss to Sacred Heart (Oct. 19).
- Scored what proved to be the game winner against Sacred Heart (Oct. 20) for his second career game winner.
- Had the game-winning goal and added an assist for his first career multi-point game in Notre Dame's 5-3 win over Penn State (Nov. 10).

COOK'S CAREER STATS

Season	GP	G	A	Points	Shots	Shot%	Pen-Min	+/-	PPG	SHG	GWG	Blk
2014-15	35	1	1	2	11	.091	4-8	-6	0	0	0	9
2015-16	32	3	1	4	16	.188	2-4	-2	0	0	1	7
2016-17	39	1	5	6	39	.026	4-8	0	0	0	0	16
2017-18	12	3	2	5	14	.214	4-8	+2	0	0	2	6
TOTAL	118	8	9	17	80	.100	14-28	-6	0	0	3	38

11	CAL BURKE	SO	FORWARD
-----------	------------------	-----------	----------------



Boxborough, Massachusetts
Cedar Rapids RoughRiders (USHL)

Career Highs

Goals: 1 (8x - at RPI 11/17/17)
 Assists: 2 (2x - vs. Omaha 10/27/17)
 Points: 2 (3x - at Ohio State 11/3/17)
 Multi-Point Games: 3
 Point Streak: 5 games (Feb. 3 - Feb. 17, 2017)
 Most Recent Goal: 11/17/17 (W, 4-1 at RPI)

As a Sophomore

- Scored his first goal of the season to put the Irish up 1-0 just

- 62 seconds into the game one loss to Sacred Heart (Oct. 19).
- Scored his second goal of the season against Omaha on Notre Dame's 6-4 loss (Oct. 26).
- Had a pair of assists in Notre Dame's 5-4 win over Omaha (Oct. 27).
- Scored the first goal in Notre Dame's wins at #16 Ohio State (Nov. 3 & 4).
- Notched the game winner in Notre Dame's 4-1 win at RPI (Nov. 17).

BURKE'S CAREER STATS												
Season	GP	G	A	Points	Shots	Shot%	Pen-Min	+/-	PPG	SHG	GWG	Blk
2016-17	35	3	8	11	69	.043	4-8	+3	0	0	1	10
2017-18	13	5	3	8	32	.156	2-15	+2	0	0	1	5
TOTAL	48	8	11	19	101	.079	6-23	+5	0	0	2	15

12	FELIX HOLMBERG	SO	FORWARD
-----------	-----------------------	-----------	----------------



Stockholm, Sweden
AIK J20 (SuperElit)

Career Highs

Goals: 1 (at Boston College 1/28/17)
 Assists: N/A
 Points: 1 (at Boston College 1/28/17)
 Multi-Point Games: N/A
 Point Streak: N/A
 Most Recent Goal: 1/28/17 (L, 6-4 at Boston College)

As a Sophomore

HOLMBERG'S CAREER STATS												
Season	GP	G	A	Points	Shots	Shot%	Pen-Min	+/-	PPG	SHG	GWG	Blk
2016-17	18	1	0	1	8	.125	1-2	-1	0	0	0	4
2017-18	4	0	0	0	2	.000	0-0	-2	0	0	0	1
TOTAL	22	1	0	1	10	.100	1-2	-3	0	0	0	5

13	COLIN THEISEN	FR.	FORWARD
-----------	----------------------	------------	----------------



Monroe, Michigan
Dubuque Fighting Saints (USHL)

Career Highs

Goals: 2 (vs. Omaha 10/27/17)
 Assists: 1 (6x - at RPI 11/17/17)
 Points: 2 (2x - at Ohio State 11/3/17)
 Multi-Point Games: 2
 Point Streak: 5 games (Oct. 19- Nov. 3, 2017; 3-4-7)
 Most Recent Goal: 11/3/17 (W, 4-1 at Ohio State)

- season-opening win over Alabama Huntsville (Oct. 6).
- Notched his first career assist in Notre Dame's game two, 4-0 win over the Chargers (Oct. 7).
- Had a pair of goals, including his first career power-play goal, in Notre Dame's 5-4 win over Omaha (Oct. 27).
- Had a goal and an assist in Notre Dame's 4-1 win at #16 Ohio State (Nov. 3).

As a Freshman

- Scored a goal in his first career game, Notre Dame's 5-3

THEISEN'S CAREER STATS												
Season	GP	G	A	Points	Shots	Shot%	Pen-Min	+/-	PPG	SHG	GWG	Blk
2017-18	14	4	6	10	26	.154	3-6	+8	1	0	0	9
TOTAL	14	4	6	10	26	.154	3-6	+8	1	0	0	9

14	MAX EISENMENGER	FR.	FORWARD
-----------	------------------------	------------	----------------



Münster, Germany
Djurgårdens IF J20 (SuperElit)

Career Highs

Goals: N/A
 Assists: 1 (vs. Alabama Huntsville 10/6/17)
 Points: 1 (vs. Alabama Huntsville 10/6/17)
 Multi-Point Games: N/A
 Point Streak: N/A
 Most Recent Goal: N/A

Alabama Huntsville 5-3 (Oct. 6).

As a Freshman

- Notched an assist in his first career game as Notre Dame beat

EISENMENGER'S CAREER STATS												
Season	GP	G	A	Points	Shots	Shot%	Pen-Min	+/-	PPG	SHG	GWG	Blk
2017-18	5	0	1	1	2	.000	1-2	0	0	0	0	-
TOTAL	5	0	1	1	2	.000	1-2	0	0	0	0	-

15 ANDREW OGLEVIE JR FORWARD



Fullerton, California
Cedar Rapids RoughRiders (USHL)

Career Highs

Goals: 2 (2x - at Boston College 1/28/17)
Assists: 3 (vs. Providence 3/11/17)
Points: 3 (4x - vs. Providence 3/11/17)
Multi-Point Games: 13
Point Streak: 11 games (Jan. 7 - Feb. 17, 2017; 9-5-14)
Most Recent Goal: 11/10/17 (W, 5-3 vs. Penn State)

As a Junior

- Had a pair of assists in Notre Dame's season-opening 5-3 win over Alabama Huntsville (Oct. 6).

- Scored a pair of goals, each with less than one second remaining on the clock (to end the first and second periods) in Notre Dame's 4-0 win over Alabama Huntsville (Oct. 7).
- Scored the third period, game-tying goal against Denver in Notre Dame's 2-2 tie with the No. 1 ranked Pioneers.
- Scored a power-play goal against Sacred Heart (Oct. 19).
- Missed the Omaha and Ohio State series with an upper body injury.
- Returned against Penn State and notched a goal and an assist in Notre Dame's 5-3 win (Nov. 11).
- Had a pair of assists in Notre Dame's 4-1 win at RPI (Nov. 17).

OGLEVIE'S CAREER STATS

Season	GP	G	A	Points	Shots	Shot%	Pen-Min	+/-	PPG	SHG	GWG	Blk
2015-16	31	5	4	9	59	.085	4-8	+9	0	0	2	6
2016-17	40	21	20	41	127	.165	5-10	+18	5	1	3	8
2017-18	10	5	6	11	34	.147	0-0	-1	3	0	1	-
TOTAL	81	31	30	61	220	.141	9-18	+26	8	1	6	14

17 PIERCE CRAWFORD FR FORWARD



Park Ridge, Illinois
Youngstown Phantoms (USHL)

Career Highs

Goals: N/A
Assists: N/A
Points: N/A
Multi-Point Games: N/A
Point Streak: N/A

As a Freshman

- Injured in the exhibition game against the USNTDP (Oct. 1)

- and missed the first four series of the season(upper body).
- Made his Notre Dame debut in the 4-1 win at #16 Ohio State (Nov. 3).

CRAWFORD'S CAREER STATS

Season	GP	G	A	Points	Shots	Shot%	Pen-Min	+/-	PPG	SHG	GWG	Blk
2017-18	4	0	0	0	2	.000	2-4	0	0	0	0	3
TOTAL	4	0	0	0	2	.000	2-4	0	0	0	0	3

18 JAKE EVANS SR. FORWARD



Toronto, Ontario
St. Michael's Buzzers (OJHL)

Career Highs

Goals: 2 (4x - (vs. Alabama Huntsville 10/6/17))
 Assists: 4 (vs. Omaha 10/26/17)
 Points: 4 (vs. Omaha 10/26/17)
 Multi-Point Games: 28
 Point Streak: 7 games (Dec. 2, 2016 - Jan. 7, 2017; 4-4-8)
 Most Recent Goal: 11/17/17 (W, 4-1 at RPI)

As a Senior

- Had two goals, including the game winner and the empty net shorthanded tally, and an assist in Notre Dame's 5-3 win against Alabama Huntsville to open the season (Oct. 6).
- Added a pair of assists in Notre Dame's 4-0 win in game two against the Chargers (Oct. 7) for a five-point weekend.
- Was named the Big Ten Conference's Second Star (Oct. 10).
- Had a three-point weekend against No. 1 Denver with a goal and two assists (Oct. 13-14) to reach the 100-career points

milestone.

- Evans became the 52nd player in program history to notch at least 100-career points.
- Posted a career-best four assists in Notre Dame's 6-4 loss to Omaha (Oct. 26), becoming the first Irish player with a four assist game since Stephen Johns did so on Dec. 29, 2010 versus Canisius.
- Posted three assists in Notre Dame's game two win over Omaha (Oct. 27) for a seven points series (0-7-7) and was named the BIG's Third Star of the Week.
- Named a Senior Class Award candidate (Nov. 1)
- Scored the game-winning goal and added two assists for a three-point game in Notre Dame's 3-2 win at Ohio State (Nov. 4).
- Had a goal and an assist in Notre Dame's 4-1 win at RPI, including the game's first goal.

EVANS' CAREER STATS

Season	GP	G	A	Points	Shots	Shot%	Pen-Min	+/-	PPG	SHG	GWG	Blk
2014-15	41	7	10	17	63	.111	11-22	+4	1	0	1	10
2015-16	37	8	25	33	55	.145	9-29	+15	4	0	1	26
2016-17	40	13	29	42	110	.118	18-47	+11	1	1	0	27
2017-18	14	5	17	22	32	.156	2-4	+11	1	1	2	6
TOTAL	132	33	81	114	260	.127	40-102	+41	7	2	4	69

19 MIKE O'LEARY SO. FORWARD



Halifax, Nova Scotia
Dubuque Fighting Saints (USHL)

Career Highs

Goals: 1 (2x - at Boston University 2/25/17)
 Assists: 1 (5x - vs. Penn State 11/11/17)
 Points: 1 (6x - vs. Penn State 11/11/17)
 Multi-Point Games: N/A
 Point Streak: 2 games (3x - Nov. 10-11, 2017 ; 0-2-2)
 Most Recent Goal: 2/25/17 (L, 4-1 at Boston University)

Sacred Heart (Oct. 19).

As a Sophomore

- Notched his first point of the season with an assist against

O'LEARY'S CAREER STATS

Season	GP	G	A	Points	Shots	Shot%	Pen-Min	+/-	PPG	SHG	GWG	Blk
2016-17	37	2	2	4	22	.091	16-40	+1	0	0	0	7
2017-18	14	0	3	3	19	.000	3-6	0	0	0	0	3
TOTAL	51	2	5	7	41	.049	19-46	+1	0	0	0	10

20 JUSTIN WADE SR. DEFENSESMAN



Aurora, Illinois
Cedar Rapids RoughRiders (USHL)

Career Highs

Goals: 1 (2x - vs. UMD 10/23/15)
 Assists: 1 (14x - vs. Sacred Heart 10/19/17)
 Points: 1 (16x - vs. Sacred Heart 10/19/17)
 Multi-point games: n/a
 Point Streak: n/a
 Most Recent Goal: 10/23/15 (T, 3-3 ot vs. Minnesota Duluth)

overtime tie versus No. 1 Denver (Oct. 13).

As A Senior

- Notched his first point of the season with an assist in the 2-2

WADE'S CAREER STATS

Season	GP	G	A	Points	Shots	Shot%	Pen-Min	+/-	PPG	SHG	GWG	Blk
2013-14	6	0	0	0	-	-	0-0	-1	0	0	0	-
2014-15	41	1	6	7	21	.048	12-38	+7	0	0	0	49
2015-16	34	1	6	7	31	.032	11-22	+5	0	1	0	56
2017-18	11	0	2	2	10	.000	9-29	-5	0	0	0	14
TOTAL	92	2	14	16	-	-	32-89	+6	0	1	0	119

21 JOE WEGWERTH JR FORWARD



Brewster, New York
Cedar Rapids RoughRider (USHL)

Career Highs

Goals: 2 (2x - vs. Sacred Heart 10/20/17)
 Assists: 1 (7x - vs. Alaska 1/11/17)
 Points: 2 (2x - s. Sacred Heart 10/20/17)
 Multi-Point Games: 2
 Point Streak: 2 games (2x - Oct. 19-20, 2017)
 Most Recent Goal: 10/20/17 (W, 3-1 vs. Sacred Heart)

Sacred Heart (Oct. 19).

- Followed up with a two-goal effort in Notre Dame's 3-1 win over Sacred Heart (Oct. 20).
- Missed the Omaha and Ohio State series as well as games versus Penn State and RPI due to a lower body injury.

As a Junior

- Scored his first goal of the season on the power play against

WEGWERTH'S CAREER STATS

Season	GP	G	A	Points	Shots	Shot%	Pen-Min	+/-	PPG	SHG	GWG	Blk
2015-16	30	1	3	4	29	.034	9-18	-4	0	0	0	4
2016-17	33	7	4	11	52	.135	7-14	+2	3	0	0	5
2017-18	8	3	1	4	23	.130	1-2	0	1	0	0	3
TOTAL	71	11	8	19	104	.106	17-34	-2	4	0	0	12

22	ANDREW PEEKE	SO.	DEFENSEMAN
-----------	---------------------	------------	-------------------



Parkland, Florida
Green Bay Gamblers (USHL)

Career Highs

Goals: 1 (5x - vs. Omaha 10/26/17)
 Assists: 2 (4x - at Ohio State 11/4/17)
 Points: 2 (6x - vs. at Ohio State 11/4/17)
 Multi-Point Games: 5
 Point Streak: 3 games (Jan. 1 - Jan. 7, 2017)
 Most Recent Goal: 10/26/17 (L, 6-4 vs. Omaha)

- Sacred Heart (Oct. 19).
- Had two assists in Notre Dame's 3-1 win over Sacred Heart (Oct. 20).
- Scored his first goal of the season in Notre Dame's 6-4 loss to Omaha (Oct. 26).
- Had two assists in Notre Dame's 3-2 win at #16 Ohio State (Nov. 4).
- Had the primary assist on Cam Morrison's overtime game winner at RPI (Nov. 18).

As a Sophomore

- Notched his first point of the season with an assist versus

PEEKE'S CAREER STATS

Season	GP	G	A	Points	Shots	Shot%	Pen-Min	+/-	PPG	SHG	GWG	Blk
2016-17	40	4	10	14	56	.071	8-16	+9	0	0	1	95
2017-18	14	1	7	8	20	.050	3-6	+6	0	0	0	30
TOTAL	54	5	17	22	76	.066	11-22	+15	0	0	1	125

23	LUKE NOVAK	SO	FORWARD
-----------	-------------------	-----------	----------------



Waukesha, Wisconsin
New Jersey Hitmen (USPHL)

Career Highs

Goals: N/A
 Assists: 1 (Omaha 10/26/17)
 Points: 1 (Omaha 10/26/17)
 Multi-Point Games: N/A
 Point Streak: N/A

- Notched his first career point with an assist in Notre Dame's 6-4 loss versus Omaha (Oct. 26).

As a Sophomore

- Made his Notre Dame debut in the 3-1 win over Sacred Heart (Oct. 20).

NOVAK'S CAREER STATS

Season	GP	G	A	Points	Shots	Shot%	Pen-Min	+/-	PPG	SHG	GWG	Blk
2017-18	4	0	1	1	7	.000	1-2	0	0	0	0	2
TOTAL	4	0	1	1	-	-	1-2	0	0	0	0	2

24 LUKE RIPLEY SR. DEFENSEMAN



Kitimat, British Columbia
Powell River Kingsg (BCHL)

Career Highs

Goals: 1 (3x - vs. Northeastern 3/12/16)
 Assists: 1 (12x - at Providence 2/19/16)
 Points: 1 (15x - vs. Northeastern 3/12/16)
 Multi-Point Games: N/A
 Point Streak: 3 games (Jan. 31 - Feb. 7, 2015; 0-3-3)
 Most Recent Goal: 3/12/16 (L, 6-4 vs. Northeastern)

As a Senior

RIPLEY'S CAREER STATS

Season	GP	G	A	Points	Shots	Shot%	Pen-Min	+/-	PPG	SHG	GWG	Blk
2014-15	42	2	6	8	32	.062	15-30	+4	0	0	1	71
2015-16	37	1	6	7	40	.025	18-47	+12	0	0	0	56
2016-17	38	0	0	0	26	.000	20-40	-4	0	0	0	36
2017-18	2	0	0	0	-	-	0-0	0	0	0	0	-
TOTAL	119	3	12	15	-	-	53-117	+12	0	0	1	163

25 DYLAN MALMQUIST JR. FORWARD



Edina, Minnesota
Edina High School

Career Highs

Goals: 2 (4x - vs. Providence 3/11/17)
 Assists: 2 (4x - vs. Alaska 1/1/17)
 Points: 3 (3x - at Minnesota Duluth 10/15/16)
 Multi-Point Games: 9
 Point Streak: 2 games (7x - Nov. 3, 2017 - pres.)
 Most Recent Goal: 11/4/17 (W, 3-2 at Ohio State)

As a Junior

- Missed the first three series of the year with a lower body

- injury before returning for the Omaha series (Oct. 26-27).
- His first goal of the season was scored in the third period and what proved to be the game winner in Notre Dame's 4-1 win at #16 Ohio State (Nov. 3).
- Had a goal and an assist in Notre Dame's 3-2 win at Ohio State (Nov. 4).

MALMQUIST'S CAREER STATS

Season	GP	G	A	Points	Shots	Shot%	Pen-Min	+/-	PPG	SHG	GWG	Blk
2015-16	36	11	6	17	59	.186	7-25	+9	2	0	2	7
2016-17	40	10	14	24	68	.147	10-20	+6	3	0	3	3
2017-18	8	2	1	3	9	.222	2-4	+1	0	0	1	3
TOTAL	84	23	21	44	136	.169	19-49	+16	5	0	6	13

26 CAM MORRISON **SO** **FORWARD**



Aurora, Ontario
Youngstown Phantoms (USHL)

Career Highs

Goals: 2 (vs. UMass Lowell 3/26/17)
Assists: 2 (vs. Arizona State 10/7/16)
Points: 2 (6x - vs. UMass Lowell 3/26/17)
Multi-Point Games: 6
Point Streak: 3 games (Dec. 3-31, 2016; 1-3-4)
Most Recent Goal: 11/3/17 (W, 4-1 at Ohio State)

Dame's 4-2 loss to No. 1 Denver (Oct. 14).

- Scored in the third period to restore Notre Dame's two goal lead in an eventual 4-1 win at #16 Ohio State (Nov. 3).
- Scored his first career overtime game-winning goal for the Irish in Notre Dame's 1-0 win at RPI, just 13 seconds into the extra stanza (Nov. 18).

As a Sophomore

- Scored his first goal of the season in the third period of Notre

MORRISON'S CAREER STATS

Season	GP	G	A	Points	Shots	Shot%	Pen-Min	+/-	PPG	SHG	GWG	Blk
2016-17	40	12	12	24	83	.145	6-12	+5	5	0	1	8
2017-18	14	4	3	7	23	.174	1-2	-4	0	0	1	1
TOTAL	54	16	15	31	106	.151	7-14	+1	5	0	2	9

27 BOBBY NARDELLA **JR** **DEFENSEMAN**



Rosemont, Illinois
Tri-City Storm (USHL)

Career Highs

Goals: 2 (vs. Arizona State 10/7/16)
Assists: 2 (7x - vs. Omaha 10/27/17)
Points: 3 (3x - at UMass 12/2/16)
Multi-Point Games: 11
Point Streak: 6 games (Jan 2-23, 2017; 2-10-12)
Most Recent Goal: 11/17/17 (W, 4-1 at RPI)

win over Alabama Huntsville (Oct. 6) and then added an assist in the 4-0 game two win over the Chargers for a two-point weekend.

- Had two assists in game one against Sacred Heart (Oct. 19).
- Had a goal and an assist in Notre Dame's 6-4 loss to Omaha (Oct. 26).
- Posted two assists in Notre Dame's 5-4 win over Omaha (Oct. 27).
- Had a goal and an assist in Notre Dame's 5-3 win over Penn State (Nov. 10).

As a Junior

- Scored a power-play goal in Notre Dame's season-opening

NARDELLA'S CAREER STATS

Season	GP	G	A	Points	Shots	Shot%	Pen-Min	+/-	PPG	SHG	GWG	Blk
2015-16	35	4	20	24	69	.058	9-18	+9	1	0	1	20
2016-17	34	7	14	21	84	.083	9-26	+5	4	0	1	34
2017-18	14	4	9	13	20	.200	5-10	+1	2	0	0	10
TOTAL	83	15	43	58	173	.087	23-54	+15	7	0	2	64

28 JACK JENKINS JR FORWARD



Lake Bluff, Illinois
 Fargo Force (USHL)

Career Highs

Goals: 1 (11x - vs. Penn State 11/10/17)
 Assists: 1 (6x - vs. Providence 3/10/17)
 Points: 2 (vs. Providence 3/10/17)
 Multi-Point Games: 1
 Point Streak: 3 games (March 10-26, 2017)
 Most Recent Goal: 11/10/17 (W, 5-3 vs. Penn State)

Sacred Heart (Oct. 19).

- Scored his first goal of the season in Notre Dame's 5-4 win over Omaha (Oct. 27).
- Added the empty net tally to seal Notre Dame's 5-3 win over Penn State (Nov. 10).

As a Junior

- Notched his first point of the season with an assist against

JENKINS' CAREER STATS

Season	GP	G	A	Points	Shots	Shot%	Pen-Min	+/-	PPG	SHG	GWG	Blk
2015-16	28	2	2	4	28	.071	1-2	-1	0	0	1	9
2016-17	36	7	5	12	88	.080	2-4	+1	0	0	2	24
2017-18	14	2	3	5	26	.077	0-0	0	0	0	0	12
TOTAL	78	11	10	21	142	.077	3-6	0	0	0	3	45

29 BO BRAUER SR FORWARD



Edina, Minnesota
 Naniamo Clippers (BCHL)

Career Highs

Goals: 2 (vs. Arizona State 10/7/16)
 Assists: 2 (vs. Providence 3/10/17)
 Points: 2 (vs. Providence 3/10/17)
 Multi-Point Games: 2
 Point Streak: 2 games (November 10-pres., 2017)
 Most Recent Goal: 11/11/17 (W, 1-0 vs. Penn State)

Huntsville (Oct. 7), which was his first game of the season.

- Scored his first goal of the season to get the Irish on the board in an eventual 5-3 win over Penn State (Nov. 10).
- Scored his first career game-winning goal in Notre Dame's 1-0 win over Penn State (Nov. 11).

As a Senior

- Notched an assist in Notre Dame's 4-0 win over Alabama

BRAUER'S CAREER STATS

Season	GP	G	A	Points	Shots	Shot%	Pen-Min	+/-	PPG	SHG	GWG	Blk
2014-15	2	0	0	0	1	.000	1-2	0	0	0	0	-
2015-16	1	0	0	0	-	-	0-0	0	0	0	0	-
2016-17	26	3	2	5	12	.250	3-14	+3	1	0	0	1
2017-18	11	2	2	4	14	.143	2-4	+4	0	0	1	3
TOTAL	40	5	4	9	-	-	6-20	+7	1	0	1	4

32 CALE MORRIS SO GOALTENDER



Larkspur, Colorado
Waterloo Black Hawks (USHL)

Career Highs

Saves: 40 (vs. Penn State 11/10/17)
Goals Against: 3 (2x - vs. Denver 10/14/17)
Shutouts:
vs. Penn State 11/11/17 (W, 1-0; 33 saves)
at RPI (11/18/17 (W, 1-0; 25 saves)

As a Sophomore

- Made 25 saves against Alabama Huntsville to earn the win in his first career start (Oct. 6).
- Made a career-high 30 saves in Notre Dame's 4-2 loss to Denver (last DU goal was an ENG).
- Stopped 24 of the 25 shots he faced against Sacred Heart to post his second career win (Oct. 20).
- Made 23 saves to lead the Irish to a 4-1 win at #16 Ohio

State, marking Notre Dame's first win in its first Big Ten game..

- Made 39 saves in Notre Dame's 3-2 win at #16 Ohio State (Nov. 4) for his third straight win, including 22 saves in the third period.
- Stopped a career-high 40 shots in Notre Dame's 5-3 win over Penn State (Nov. 10).
- Made 33 saves in Notre Dame's 1-0 win against Penn State to post his first career shutout (Nov. 11).
- Put together a shutout streak of 118:30 from Nov. 10 - Nov. 17 that came to an end in the third period of Notre Dame's 4-1 win at RPI (Nov. 17).
- Came back and posted a 25-save shutout in game two against the Engineers as Notre Dame won 1-0 in overtime (Nov. 18).


MORRIS' GAME-BY-GAME (2017-18)

Date	Opponent	Score	Minutes	GA	GAAvg	Saves	Save%	W	L	T	PP	SH	EN	PN	SO
Oct 06, 2017	ALABAMA HUNTSVILLE	5-3	60:00	3	3.00	25	.893	1	0	0	1	0	0	0	0
Oct 14, 2017	DENVER	2-4	59:32	3	3.01	30	.902	1	1	0	0	0	0	0	0
Oct 20, 2017	SACRED HEART	3-1	60:00	1	2.34	24	.919	2	1	0	0	0	0	0	0
Oct 26, 2017	OMAHA	4-6	19:03	0	2.11	5	.923	2	1	0	0	0	0	0	0
Oct 27, 2017	OMAHA	5-4	60:00	4	2.55	27	.910	3	1	0	2	0	0	0	0
Nov 03, 2017	at Ohio State	4-1	60:00	1	2.26	23	.918	4	1	0	0	0	0	0	0
Nov 04, 2017	at Ohio State	3-2	60:00	2	2.22	39	.925	5	1	0	1	0	0	0	0
Nov 10, 2017	PENN STATE	5-3	60:00	3	2.33	40	.926	6	1	0	0	0	0	0	0
Nov 11, 2017	PENN STATE	1-0	60:00	0	2.05	33	.935	7	1	0	0	0	0	0	0
Nov 17, 2017	at Rensselaer	4-1	60:00	1	1.93	38	.940	8	1	0	0	0	0	0	0
Nov 18, 2017	at Rensselaer	1-0	60:13	0	1.75	25	.945	9	1	0	0	0	0	0	0
Totals			618:48	18	1.75	309	.945	9	1	0	4	0	0	0	0

MORRIS' CAREER STATS

Goalie	GP-GS	Minutes	GA	GAAvg	Saves	Save%	W	L	T	Sho	PPG	SHG
2016-17	1-0	19:43	1	3.04	7	.875	0	0	0	0.0	0	0
2017-18	11-10	618:48	18	1.75	309	.945	9	1	0	2.0	4	0
TOTAL	12-10	638:31	19	1.79	316	.943	9	1	0	2.0	4	0

33 NICK SANFORD FR. GOALTENDER



Morristown, New Jersey
Boston Jr. Bruins (USPHL)

Career Highs

Goals: N/A
Assists: N/A
Points: N/A
Multi-Point Games: N/A
Point Streak: N/A

As a Freshman

SANFORD'S CAREER STATS



Hockey Game Box Score (Final) Alabama Huntsville vs #8 Notre Dame (Oct 06, 2017 at Notre Dame, Ind.)

Alabama Huntsville (0-1-0) vs. Notre Dame (1-0-0)
Date: Oct 06, 2017 • Location: Notre Dame, Ind. • Arena: Compton Family Arena
Attendance: 3885 • Start time: 7:35 PM • End time: 9:55 PM • Total time: 2:20

Table with columns: Prd, Time, Team, Scored by, Assists, Vis. on ice, Home on ice, Goals by Period, Shots by Period, Power Play Goals-Att (Sh), Penalties-Minutes by Prd, TEAM SUMMARY, GOALTENDERS, PENALTY SUMMARY.

Hockey Game Box Score (Final) Alabama Huntsville vs #8 Notre Dame (Oct 07, 2017 at Notre Dame, Ind.)

Alabama Huntsville (0-2-0) vs. Notre Dame (2-0-0)
Date: Oct 07, 2017 • Location: Notre Dame, Ind. • Arena: Compton Ice Arena
Attendance: 3412 • Start time: 7:05 PM • End time: 9:17 PM • Total time: 2:12

Table with columns: Prd, Time, Team, Scored by, Assists, Vis. on ice, Home on ice, Goals by Period, Shots by Period, TEAM SUMMARY, GOALTENDERS, PENALTY SUMMARY.

Hockey Game Box Score (Final) #1 Denver vs #4 Notre Dame (Oct 13, 2017 at Notre Dame, Ind.)

Denver (0-0-1) vs. Notre Dame (2-0-1)
Date: Oct 13, 2017 • Location: Notre Dame, Ind. • Arena: Compton Family Arena
Attendance: 4478 • Start time: 7:05 • End time: 9:40 pm • Total time: 2:35

Table with columns: Prd, Time, Team, Scored by, Assists, Vis. on ice, Home on ice, Goals by Period, Shots by Period, Power Play Goals-Att (Sh), Penalties-Minutes by Prd, TEAM SUMMARY, GOALTENDERS, PENALTY SUMMARY.

Hockey Game Box Score (Final) #1 Denver vs #4 Notre Dame (Oct 14, 2017 at Notre Dame, Ind.)

Denver (1-0-1) vs. Notre Dame (2-1-1)
Date: Oct 14, 2017 • Location: Notre Dame, Ind. • Arena: Compton Family Arena
Attendance: 4075 • Start time: 6:05 PM • End time: 8:33 PM • Total time: 2:28

Table with columns: Prd, Time, Team, Scored by, Assists, Vis. on ice, Home on ice, Goals by Period, Shots by Period, Power Play Goals-Att (Sh), Penalties-Minutes by Prd, TEAM SUMMARY, GOALTENDERS, PENALTY SUMMARY.



Hockey Game Box Score (Final) Sacred Heart vs #5 Notre Dame (Oct 19, 2017 at Notre Dame, Ind.)

Sacred Heart (2-2-0, 0-0-0 AHA) vs. Notre Dame (2-2-1, 0-0-0 B1G)
Date: Oct 19, 2017 • Location: Notre Dame, Ind. • Arena: Compton Family Arena
Attendance: 3340 • Start time: 7:35 PM • End time: 9:48 PM • Total time: 2:13

Table with columns: Prd, Time, Team, Scored by, Assists, Vis. on ice, Home on ice, Goals by Period, Shots by Period, Power Play Goals-Att (Sh), Penalties-Minutes by Prd.

TEAM SUMMARY

Summary table for Sacred Heart and Notre Dame with columns: #, Player, Team, Goals, Assists, Saves, etc.

GOALTENDERS

Table for goalkeepers: #, Name, Team, Dec, Min, GA, 1, 2, 3, Saves.

PENALTY SUMMARY

Table for penalties: Prd, Player, Team, Min/Offense, Time.

Win-Nathan, Brett (2-1-0). Loss-Dylan St. Cyr (1-1-1).

Hockey Game Box Score (Final) Sacred Heart vs #5 Notre Dame (Oct 20, 2017 at Notre Dame, Ind.)

Sacred Heart (2-3-0, 0-0-0 AHA) vs. Notre Dame (3-2-1, 0-0-0 B1G)
Date: Oct 20, 2017 • Location: Notre Dame, Ind. • Arena: Compton Family Arena
Attendance: 4007 • Start time: 7:35 PM • End time: 9:56 PM • Total time: 2:21

Table with columns: Prd, Time, Team, Scored by, Assists, Vis. on ice, Home on ice, Goals by Period, Shots by Period, Power Play Goals-Att (Sh), Penalties-Minutes by Prd.

TEAM SUMMARY

Summary table for Sacred Heart and Notre Dame with columns: #, Player, Team, Goals, Assists, Saves, etc.

GOALTENDERS

Table for goalkeepers: #, Name, Team, Dec, Min, GA, 1, 2, 3, Saves.

PENALTY SUMMARY

Table for penalties: Prd, Player, Team, Min/Offense, Time.

Win-Cale Morris (2-1-0). Loss-Perry, Nathan (0-2-0).

Referee's signature

Hockey Game Box Score (Final) Omaha vs #8 Notre Dame (Oct 26, 2017 at Notre Dame, Ind.)

Omaha (3-1-1, 0-0-0 NCHC) vs. Notre Dame (3-3-1, 0-0-0 B1G)
Date: Oct 26, 2017 • Location: Notre Dame, Ind. • Arena: Compton Family Arena
Attendance: 3834 • Start time: 7:35 PM • End time: 9:55 PM • Total time: 2:20

Table with columns: Prd, Time, Team, Scored by, Assists, Vis. on ice, Home on ice, Goals by Period, Shots by Period, Power Play Goals-Att (Sh), Penalties-Minutes by Prd.

TEAM SUMMARY

Summary table for Omaha and Notre Dame with columns: #, Player, Team, Goals, Assists, Saves, etc.

GOALTENDERS

Table for goalkeepers: #, Name, Team, Dec, Min, GA, 1, 2, 3, Saves.

PENALTY SUMMARY

Table for penalties: Prd, Player, Team, Min/Offense, Time.

Win-Evan Weninger (3-1-0). Loss-Dylan St. Cyr (1-2-1).

Hockey Game Box Score (Final) Omaha vs #8 Notre Dame (Oct 27, 2017 at Notre Dame, Ind.)

Omaha (3-2-1, 0-0-0 NCHC) vs. Notre Dame (4-3-1, 0-0-0 B1G)
Date: Oct 27, 2017 • Location: Notre Dame, Ind. • Arena: Compton Family Arena
Attendance: 4743 • Start time: 7:35 PM • End time: 10:00 PM • Total time: 2:25

Table with columns: Prd, Time, Team, Scored by, Assists, Vis. on ice, Home on ice, Goals by Period, Shots by Period, Power Play Goals-Att (Sh), Penalties-Minutes by Prd.

TEAM SUMMARY

Summary table for Omaha and Notre Dame with columns: #, Player, Team, Goals, Assists, Saves, etc.

GOALTENDERS

Table for goalkeepers: #, Name, Team, Dec, Min, GA, 1, 2, 3, Saves.

PENALTY SUMMARY

Table for penalties: Prd, Player, Team, Min/Offense, Time.

Win-Cale Morris (3-1-0). Loss-Evan Weninger (3-2-0).



Hockey Game Box Score (Final) #4 Notre Dame vs Rensselaer (Nov 17, 2017 at Troy, N.Y.)

Notre Dame (9-3-1) vs. Rensselaer (2-6-3)
Date: Nov 17, 2017 • Location: Troy, N.Y. • Arena: Houston Field House
Attendance: 2866 • Start time: 7pm • End time: 9:22pm • Total time: 2:22

Table with columns: Prd, Time, Team, Scored by, Assists, Vis. on ice, Home on ice, Goals by Period. Includes game events and period totals.

TEAM SUMMARY table with columns: #, Notre Dame, G, A, PI, Sh +/-, BI, #, Rensselaer, G, A, PI, Sh +/-, BI. Includes Power Play Goals-Att and Penalties-Minutes by P.

GOALTENDERS

Table with columns: ##, Notre Dame, Dec, Min, GA, 1, 2, 3, Saves, ##, Rensselaer, Dec, Min, GA, 1, 2, 3, Sav. Shows goalie stats for Cale Morris and Linden Marshall.

PENALTY SUMMARY

Table with columns: Prd, Player, Team, MinOffense, Time, Prd, Player, Team, MinOffense, Time. Lists penalties for both teams.

Win-Cale Morris (8-1-0). Loss-Linden Marshall (1-1-1).
#RockthePlanet | In Memory of Mike Radomski

Referee's signature

Hockey Game Box Score (Final) #4 Notre Dame vs Rensselaer (Nov 18, 2017 at Troy, N.Y.)

Notre Dame (10-3-1) vs. Rensselaer (2-7-3)
Date: Nov 18, 2017 • Location: Troy, N.Y. • Arena: Houston Field House
Attendance: 3030 • Start time: 7pm • End time: 9:20pm • Total time: 2:20

Table with columns: Prd, Time, Team, Scored by, Assists, Vis. on ice, Home on ice, Goals by Period. Includes game events and period totals.

TEAM SUMMARY table with columns: #, Notre Dame, G, A, PI, Sh +/-, BI, #, Rensselaer, G, A, PI, Sh +/-, BI. Includes Power Play Goals-Att and Penalties-Minutes by P.

GOALTENDERS

Table with columns: ##, Notre Dame, Dec, Min, GA, 1, 2, 3, OT, Saves, ##, Rensselaer, Dec, Min, GA, 1, 2, 3, OT, Saves. Shows goalie stats for Cale Morris and Linden Marshall.

PENALTY SUMMARY

Table with columns: Prd, Player, Team, MinOffense, Time, Prd, Player, Team, MinOffense, Time. Lists penalties for both teams.

Win-Cale Morris (9-1-0). Loss-Linden Marshall (1-2-1).
#RockthePlanet | In Memory of Mike Radomski

Referee's signature



Hockey Game Box Score (Final) #10 Notre Dame vs #16 Ohio State (Nov 03, 2017 at Columbus, Ohio)

Notre Dame (5-3-1, 1-0-0-0) vs. Ohio State (5-2-2, 1-2-0-0)
Date: Nov 03, 2017 • Location: Columbus, Ohio • Arena: Value City Arena
Attendance: 6749 • Start time: 7:03 pm • End time: 9:15 pm • Total time: 2:08

Table with columns: Prd, Time, Team, Scored by, Assists, Vis. on ice, Home on ice, Goals by Period. Shows game details for the first period.

TEAM SUMMARY table with columns: #, Name, G, A, Pim, Sh, +/-, BI for both teams. Includes Power Play Goals-Att (Sh) and Penalties-Minutes by Prd.

GOALTENDERS table with columns: #, Name, Dec, Min, GA, 1, 2, 3, Saves. Lists Sean Romeo for Ohio State and Cale Morris for Notre Dame.

PENALTY SUMMARY table with columns: Prd, Player, Team, Min/Offense, Time. Lists penalties for both teams.

Win-Cale Morris (4-1-0). Loss-Sean Romeo (5-2-2). Referee's signature

Hockey Game Box Score (Final) #10 Notre Dame vs #16 Ohio State (Nov 04, 2017 at Columbus, Ohio)

Notre Dame (6-3-1, 2-0-0-0) vs. Ohio State (5-3-2, 1-3-0-0)
Date: Nov 04, 2017 • Location: Columbus, Ohio • Arena: Value City Arena
Attendance: 5900 • Start time: 7:05 pm • End time: 9:28 pm • Total time: 2:23

Table with columns: Prd, Time, Team, Scored by, Assists, Vis. on ice, Home on ice, Goals by Period. Shows game details for the first period.

TEAM SUMMARY table with columns: #, Name, G, A, Pim, Sh, +/-, BI for both teams. Includes Power Play Goals-Att (Sh) and Penalties-Minutes by Prd.

GOALTENDERS table with columns: #, Name, Dec, Min, GA, 1, 2, 3, Saves. Lists Sean Romeo for Ohio State and Cale Morris for Notre Dame.

PENALTY SUMMARY table with columns: Prd, Player, Team, Min/Offense, Time. Lists penalties for both teams.

Win-Cale Morris (5-1-0). Loss-Sean Romeo (5-3-2). Referee's signature

Hockey Game Box Score (Final) Penn State vs Notre Dame (Nov 10, 2017 at Notre Dame, Ind.)

Penn State (5-6-0, 2-3-0 B1G) vs. Notre Dame (7-3-1, 3-0-0 B1G)
Date: Nov 10, 2017 • Location: Notre Dame, Ind. • Arena: Compton Family Arena
Attendance: 4574 • Start time: • End time: 9:55 PM • Total time: 2:20

Table with columns: Prd, Time, Team, Scored by, Assists, Vis. on ice, Home on ice, Goals by Period. Shows game details for the first period.

TEAM SUMMARY table with columns: #, Name, G, A, Pim, Sh, +/-, BI for both teams. Includes Power Play Goals-Att (Sh) and Penalties-Minutes by Prd.

GOALTENDERS table with columns: #, Name, Dec, Min, GA, 1, 2, 3, Saves. Lists Cale Morris for Notre Dame and Jones, Peyton for Penn State.

PENALTY SUMMARY table with columns: Prd, Player, Team, Min/Offense, Time. Lists penalties for both teams.

Win-Cale Morris (6-1-0). Loss-Jones, Peyton (5-4-0). Referee's signature

Hockey Game Box Score (Final) #19 Penn State vs #6 Notre Dame (Nov 11, 2017 at Notre Dame, Ind.)

Penn State (5-7-0, 2-4-0 B1G) vs. Notre Dame (8-3-1, 4-0-0 B1G)
Date: Nov 11, 2017 • Location: Notre Dame, Ind. • Arena: Compton Family Arena
Attendance: 4160 • Start time: • End time: 5:40 PM • Total time: 2:12

Table with columns: Prd, Time, Team, Scored by, Assists, Vis. on ice, Home on ice, Goals by Period. Shows game details for the first period.

TEAM SUMMARY table with columns: #, Name, G, A, Pim, Sh, +/-, BI for both teams. Includes Power Play Goals-Att (Sh) and Penalties-Minutes by Prd.

GOALTENDERS table with columns: #, Name, Dec, Min, GA, 1, 2, 3, Saves. Lists Cale Morris for Notre Dame and Jones, Peyton for Penn State.

PENALTY SUMMARY table with columns: Prd, Player, Team, Min/Offense, Time. Lists penalties for both teams.

Win-Cale Morris (7-1-0). Loss-Jones, Peyton (5-5-0). Referee's signature