



University of Notre Dame
Sports Information
112 Joyce Center
Notre Dame, IN 46556
574-631-7516
574-631-7941 (fax)
www.UND.com

2008 NOTRE DAME FOOTBALL NOTES

Primary Contact: Brian Hardin • bhardin2@nd.edu • Office - 574.631.9471 • Cell - 574.532.4134
Secondary Contact: Michael Bertsch • mbertsch1@nd.edu • Office - 574.631.8642 • Cell - 574.532.4154



GAME 6: NOTRE DAME (4-1) vs. #22 NORTH CAROLINA (4-1)



DATE: Saturday, October 11, 2008

TIME: 3:37 p.m. ET

SITE (CAPACITY): Kenan Stadium (60,000);
Chapel Hill, N.C.

TICKETS: The game is sold out. It is the 67th sellout in the last 74 road games for the Irish. The only non-sellouts include the 2001-07 games at Stanford, the 2004 game vs. Navy (The Meadowlands), the 2005 game at Washington and the 2006 game at Air Force.

TV: ABC regional telecast with Brad Nessler (play-by-play), Bob Griese (analysis), Paul Maguire (analysis), Stacey Dales (sideline), Bob Goodrich (producer) and John Delvecchio (director).

RADIO: ISP Sports is the exclusive national rights-holder for Irish football radio broadcasts. The Notre Dame-ISP relationship begins with the 2008 season and extends through the 2017 season -- with ISP managing, producing and syndicating the Irish national football radio network. Notre Dame games will be broadcast

WHAT'S INSIDE

Series History vs. UNC/ACC	1-7
Irish Probable Starting Lineup	3
Notre Dame's Record When	5
Last Two Meetings with UNC	8-9
Team Notes	11-17
Media Information.....	12
Individual / Team Honors	13
Special Team Notes	16-17
Offense Notes	17-22
Defense Notes	22-24
Miscellaneous Notes	25-26
Irish Players Season / Career Highs	27-28
The Last Time	29-31
Weis Era Record Book.....	32-39
Alphabetical / Numerical Roster	40-41
Pronunciation Guide	40
Depth Chart	42
Game Summaries	43-47
Player Bios.....	48-65
Season Stats	66-79

COUNTDOWN TO KICKOFF

- 10 Despite playing only on a few special teams units, former walk-on and senior CB **Mike Anello** is tied for 10th on the team with 12 tackles this season. (SEE PAGE 16)
- 9 Nine true freshmen have already seen action for the Irish. The group includes CB **Robert Blanton**, C **Braxton Cave**, OLB **Steve Filer**, OLB **Darius Fleming**, WR **Michael Floyd**, RB **Jonas Gray**, DE **Ethan Johnson**, G **Trevor Robinson** and TE **Kyle Rudolph**.
- 8 Since sitting out two games to recover mentally and physically in 2007, sophomore QB **Jimmy Clausen** has started eight consecutive games for the Irish. He has completed 60.8 percent of his passes for 1,884 yards with 18 touchdowns and helped Notre Dame to a 6-2 record during that stretch. (SEE PAGE 18)
- 7 The Irish defense has recorded seven interceptions and recovered seven fumbles this season. In fact, of schools that have played fewer than six games, only five teams have forced more turnovers than Notre Dame's 14 this year.
- 6 Sophomore QB **Jimmy Clausen** completed a career-high six passes longer than 20 yards against Stanford. The six passes went to five different receivers. He has totaled 19 throws of at least 20 yards this season after throwing 13 in 10 games last year.
- 5 After setting a school record by allowing 58 sacks in 2007, the Notre Dame offensive line has permitted just five sacks this season. Only 15 schools are allowing fewer sacks per game than the Irish O-line. (SEE PAGE 17)
- 4 Notre Dame's four-game improvement over the first five games of this year (4-1) when compared to last season (0-5) is the best one-year turnaround in school history and the best by a NCAA FBS school in nine years. (SEE PAGE 11)
- 3 Notre Dame's kickoff coverage ranks third in the NCAA FBS allowing only 15.74 yards per return. Even more impressive when you consider that the Irish are the only team among the top nine in the nation to not record a single touchback. (SEE PAGE 16)
- 2 All but two of Notre Dame's touchdowns this year have been scored by freshmen or sophomores (16 of 18). Senior WR **David Grimes** has the other two. (SEE PAGE 13)
- 1 Freshman WR **Michael Floyd** is one touchdown away from tying the school's freshman record for touchdown receptions in a season. Floyd's three TD catches leaves him one shy of **Duval Kamara's** record set in 2007. (SEE PAGE 21)
- 0 The Irish defense has allowed a total of zero conversions on third and fourth down in the second half of each of the past two games. Purdue was 0-4 on third down and 0-2 on fourth down while Stanford was 0-4 on third down and 0-1 on fourth down.

by Don Criqui (play-by-play), former Irish great Allen Pinkett (analysis) and Jeff Jeffers providing pre-game, sideline and post-game reports. This broadcast can be heard live on SIRIUS Satellite Radio (channel 159).

All Notre Dame home games may be heard in South Bend on Sunny 101.5 FM and NewsTalk 960 WSBT-AM. See page 12 of this notes package for more information on Irish football radio and television shows.

WEB SITES: Notre Dame (und.com), North Carolina (tarheelblue.com).

REAL-TIME STATS: Live in-game statistics will be provided through CBS College Sports Gametracker via each school's respective official athletic websites.

POLLS: Notre Dame did receive votes in both the *USA Today* coaches poll (No. 39) and Associated Press poll (No. 35), while North Carolina is ranked No. 22 in the AP and No. 26 in the coaches poll.

SERIES INFO: Notre Dame and North Carolina will play for the 18th time in series history on Saturday. The Irish hold a convincing 16-1-0 (.941) edge in the all-time series, including a current six-game winning streak. Notre Dame and North Carolina have not met on the gridiron in Chapel Hill since 1975. (see All-Time Series Results on page 2).

2008 NOTRE DAME SCHEDULE

Date	Opponent	Site	Time
September 6	SAN DIEGO STATE (NBC)	Notre Dame, Ind.	W, 21-13
September 13	MICHIGAN (NBC)	Notre Dame, Ind.	W, 35-17
September 20	at Michigan State (ABC)	East Lansing, Mich.	L, 7-23
September 27	PURDUE (NBC)	Notre Dame, Ind.	W, 38-21
October 4	STANFORD (NBC)	Notre Dame, Ind.	W, 28-21
October 11	at North Carolina (ABC)	Chapel Hill, N.C.	3:30 p.m.
October 25	at Washington (TBA)	Seattle, Wash.	5:00 p.m.
November 1	PITTSBURGH (NBC)	Notre Dame, Ind.	2:30 p.m.
November 8	at Boston College (TBA)	Chestnut Hill, Mass.	TBA
November 15	vs. Navy (CBS)	Baltimore, Md.	12:00 p.m.
November 22	SYRACUSE (NBC)	Notre Dame, Ind.	2:30 p.m.
November 29	at USC (TBA)	Los Angeles, Calif.	5:00 p.m.

All Times Local

Printed by
xerox



**Notre Dame vs. North Carolina
Series History**

Notre Dame leads 16-1

In Notre Dame:	Notre Dame leads 11-0
In Chapel Hill:	Notre Dame leads 4-1
Neutral:	Notre Dame leads 1-0
Longest Notre Dame Win Streak:	6 (1962-2006)
Longest North Carolina Win Streak:	1, (1960)
Largest Margin of Victory:	36 (42-6), 1949 in Yankee Stadium
Largest Margin of Defeat:	5 (7-12), 1960 in Chapel Hill

Site	Year	Rank	W/L	ND	UNC
YS	1949	1-	W	42	6
*	1950	1-20	W	14	7
	1951		W	12	7
*	1952	16-	W	34	14
	1953	1-	W	34	14
*	1954	5-	W	42	13
	1955	5-	W	27	7
*	1956		W	21	14
*	1958	-11	W	34	24
*	1959		W	28	8
	1960		L	7	12
*	1962		W	21	7
*	1965	4-	W	17	0
*	1966	2-	W	32	0
*	1971	7-	W	16	0
	1975	15-	W	21	14
*	2006	11-	W	45	26

**Notre Dame vs. North Carolina Statistics
(2008 Statistics)**

Notre Dame	Category	North Carolina
129	Scoring	162
25.8	Points Per Game	32.4
95	First Downs	74
29	By Rushing	32
54	By Passing	38
12	By Penalty	4
518	Rushing Yardage	604
157	Rushing Attempts	165
3.3	Average Per Rush	3.7
103.6	Average Per Game	120.8
4	TDs Rushing	8
29-239	Penalties-Yards	34-308
8-3	Fumbles-Lost	6-3
1,248	Passing Yards	1,027
171-104-6	Attempts-Completions-INT	115-65-4
7.3	Average Per Pass	8.9
12.0	Average Per Catch	15.8
249.6	Average Per Game	205.4
12	TDs Passing	9
1,766	Total Offense	1,631
328	Total Plays	280
5.4	Average Per Play	5.8
353.2	Average Per Game	326.2
20-456	Kick Returns	18-424
9-75	Punt Returns	9-157
22.8	Kick Return Average	23.6
8.3	Punt Return Average	17.4
23-966	Punts	22-887
42.0	Punt Average	40.3
22/65	3rd-Down Conversions	27/65
6-55	Sacks	6-31
9/19	Redzone Scores	15/20

WHAT TO WATCH FOR: Notre Dame will make its first appearance in the state of North Carolina in 33 years Saturday afternoon. The Irish last played in the Tar Heel state in 1975 when then unheralded sophomore quarterback Joe Montana entered the game in the fourth quarter and promptly led the Irish to a pair of scoring drives to secure a 21-14 come-from-behind victory over UNC.

NORTH CAROLINA HEAD COACH BUTCH

DAVIS: Butch Davis, former head coach at the University of Miami and the NFL's Cleveland Browns, is the 33rd head coach at the University of North Carolina and the ninth since the ACC was formed in 1953. He was named the Tar Heels' head coach on November 13, 2006, and formally introduced at a press conference on November 27.

Davis and his staff flourished, signing a consensus top 20 class, led by the nation's top defensive player Marvin Austin and North Carolina high school All-Americans Greg Little, Ryan Houston and Dwight Jones. Following one of the most successful signing days in Carolina history, Davis took part in the Rams Club speaking tour, squeezed in 15 days of spring football practice - including a spring game that drew a record crowd - and oversaw renovations to the Tar Heel locker room and weight room. Increases in season ticket sales and a proposed expansion to Kenan Stadium are two more pieces of evidence that Davis has the Tar Heel faithful excited for the future.

Davis brings instant credibility to the football program. He has coached in 11 postseason bowl games as an assistant or head coach, including two apiece in the Fiesta, Orange and Sugar Bowls, and he either recruited or coached nearly all the players from Miami's 2001 national championship team. He also won two Super Bowls as an assistant coach with the Dallas Cowboys. He enters the season ranked among the top 15 winningest active coaches in Division I. An excellent motivator and technician, Davis recruited or coached a number of players at Miami who were selected in the NFL Draft, including an amazing 28 first-round picks (see list below).

Prior to his arrival in Chapel Hill, Davis served as an analyst on the NFL Network for two seasons. There he was able to watch and study the latest college football offensive and defensive schemes. Yearning to return to the college coaching ranks, Davis surveyed the college football landscape, and when the Carolina job came open, he was immediately interested.

Davis was head coach for six seasons at the University of Miami (1995-2000) and led the Hurricanes to a 51-20 record, three Big East Conference championships and four postseason bowl wins in as many appearances. He took over a Miami program faced with NCAA sanctions that restricted the number of scholarships in his first three seasons. However, his Hurricane teams finished ranked in the Associated Press Top 25 on four occasions, including No. 2 in the nation in 2000 when the Canes went 11-1 and beat Florida, 37-20, in the Sugar Bowl.

A QUICK LOOK AT NORTH CAROLINA

► North Carolina (4-1) enters the matchup with Notre Dame riding a two-game winning streak. The Tar Heels have scored 35 points or more in three of their five games this season. North Carolina opened the season with a 35-27 victory over NCAA FCS (formerly Division I-AA) McNeese State. The Tar Heels then hit the road and routed Rutgers, 44-12, before dropping a home contest to ACC rival Virginia Tech, 20-17. North Carolina has rebounded with a pair of impressive victories the last two weeks, upending Miami (Fla.), 28-24.

► The Tar Heels knocked off previously undefeated and No. 24 UConn, 38-12, last week in Chapel Hill. North Carolina totaled just 263 yards in total offense, but took advantage of three Huskies interceptions and Bruce Carter blocked three punts, one of which was returned for a touchdown. The Tar Heels also returned an interception for another score. Shawn Draugh rushed for a career-high 109 yards. Cameron Sexton, who was making his first start since 2006, was 9-of-16 for 117 yards with an interception, but led the Tar Heels to their first non-conference victory over a Top 25 team since beating then-No. 17 Stanford in 1997. They had lost nine straight against ranked teams since upsetting then-No. 19 Boston College in 2005.

► North Carolina enters Saturday's game with the 89th-ranked rushing offense, 71st-ranked passing offense, 88th-ranked total offense and 33rd-ranked scoring offense. The Tar Heels are averaging 120.80 yards per game on the ground, 205.40 yards in the air, 326.20 total yards and 32.40 points per game. Greg Little, a converted wide receiver, leads the Tar Heel ground game with 223 yards (44.6 ypg). Little has rushed for three touchdowns. Sexton has completed 57.1 percent of his passes (20-of-35) for 359 yards, three touchdowns and one interception. T.J. Yates had completed 60.6 percent of his passes (40-of-66) for 623 yards, six touchdowns and one interception before suffering an ankle injury against Virginia Tech. Hakeem Nicks has been the favorite target for Tar Heel quarterbacks with 24 catches and 412 yards. Brandon Tate has 16 receptions for 376 yards (23.5 per catch) and three touchdowns. He also ranks third in the NCAA FBS in both punt returns (24.83 per return) and all-purpose yards (194.60 ypg). Tate also averages 27.73 yards on kick returns (20th in the nation). Nicks and Tate each scored touchdowns in the last meeting with the Irish. Nicks had six receptions for 171 yards, including a 72-yard TD grab, while Tate had 162 yards on returns (146 on kickoffs), including a 90-yard return for touchdown.

► The Tar Heels' defense ranks 57th in total defense (345.80/game), 58th in pass defense (201.40/game), 40th in scoring defense (19.00/game) and 67th in rush defense (144.40/game). North Carolina has totaled six sacks. Mark Paschal and Quan Sturdivant lead the team with 41 tackles. Paschal has a team-high 5.5 tackles for loss and 2.0 sacks.

► North Carolina's kicking game has been handled by two players, Jay Wooten and Casey Barth. Wooten is 4-of-6 on field goal attempts this season, but 1-of-3 from outside 30 yards. Barth is 1-of-3 (all between 30 and 39 yards). Neither has missed an extra-point (21-of-21). Terrence Brown is averaging 40.3 yards per punt and has dropped nine inside the 20-yard line.

**Notre Dame
Probable Starting Lineup**

OFFENSE

Pos.	No.	Player	Class	Notes
X	23	Golden Tate	So.	Leads ND with 397 yards receiving; five rec. over 30 yds
LT	77	Michael Turkovich	Sr.	Fifth career start at LT last week (prev. 12 career starts at LG)
LG	55	Eric Olsen	Jr.	Has started 11 straight games (the final six of '07 at RG)
OC	51	Dan Wenger	Jr.	Started first three games of '07 at RG and last five games at C
RG	59	Chris Stewart	Jr.	One of three Irish players to make starting debut in week 1
RT	74	Sam Young	Jr.	Has started all 30 games over the past three seasons
TE	9	Kyle Rudolph	Fr.	First Notre Dame freshman TE to ever start season opener
Z	11	David Grimes	Sr.	Tri-captain; 7 receptions, 60 yds last week against Stanford
QB	7	Jimmy Clausen	So.	Set career-highs in passing yards each of the last two weeks
FB	44	Asaph Schwapp	Sr.	Prototypical lead blocking FB; Phil Steele's eighth-best FB
HB	5	Armando Allen	So.	Career-high 134 yds rushing and 247 all-purpose against Purdue

DEFENSE

Pos.	No.	Player	Class	Notes
DE	94	Justin Brown	Sr.	One of three (Lambert, Crum) fifth-year seniors
NT	95	Ian Williams	So.	Played all 12 games in '07; sixth on team w/ 45 tackles
DE	96	Pat Kuntz	Sr.	Two sacks, two TFLs, INT, PBU and FR last week against Stanford
SAM	22	Harrison Smith	So.	Made second career start last week against Stanford
MIKE	58	Brian Smith	So.	Six tackles, sack, TFL and QB hurry last week against Stanford
JACK	40	Maurice Crum, Jr.	Sr.	Has started all 42 games for ND last four seasons
WILL	90	John Ryan	Jr.	Started 10 games in '07; 30 tackles, 5.0 TFL, 2.5 sacks
LCB	8	Raeshon McNeil	Jr.	Picked up sixth career start last week against Stanford
FS	27	David Bruton	Sr.	Has forced four turnovers (two INT, two FF) inside ND 20-yd line
SS	28	Kyle McCarthy	Sr.	Tied for 13th in the nation in tackles per game (10.4)
RCB	20	Terrail Lambert	Sr.	Will make his 28th straight start this week against North Carolina

SPECIAL TEAMS

Pos.	No.	Player	Class	Notes
PK	14	Brandon Walker	So.	Connected on first FG of year against Purdue; 18-of-18 on PATs
KO	39	Ryan Burkhardt	Jr.	Averaging 62.2 yards per kick on 24 kickoffs this season
P	43	Eric Maust	Jr.	Punted 23 times for 966 yds (42.0 avg.) this season
H	43	Eric Maust	Jr.	Holds for left-footed kicker Brandon Walker
	13	Evan Sharpley	Sr.	Holds for right-footed kicker Ryan Burkhardt
SNP	39	Kevin Brooks	Sr.	Serves as snapper on both punts and field goals
PR	5	Armando Allen	So.	Avg. 9.4 yds/return on seven punt returns this season
KR	5	Armando Allen	So.	Avg. 23.5 yds/return on 15 kickoff returns this season
	23	Golden Tate	So.	Avg. 20.8 yds/return on five kickoff returns this season

KEY PROBABLE NON-STARTERS

Pos.	No.	Player	Class	Notes
QB	13	Evan Sharpley	Sr.	Played eight games, two starts in '07; threw for 736 yds, 5 TDs
HB	34	James Aldridge	Jr.	Led ND in rushing with 463 yds in 11 games in '07
HB	33	Robert Hughes	So.	Back-to-back 100-yard rushing games to close 2007 season
WR	82	Robby Parris	Jr.	Second-ranked returning WR with 361 yds in '07
WR	3	Michael Floyd	Fr.	First freshman WR to post back-to-back 100-yd games since '81
WR	19	George West, Jr.	Jr.	21 rec. for 172 yds in '07; battled injury in fall camp
WR	18	Duval Kamara	So.	Set school record for catches and TD catches by freshman in '07
TE	84	Will Yeatman	Jr.	All-American lacrosse player caught six passes for 37 yds in '07
NT	93	Paddy Mullen	Jr.	Saw action in three games in '07 (behind Kuntz, Williams)
DE	53	Morrice Richardson	Jr.	Played in nine games in '07; seven tackles, one sack
DE	9	Ethan Johnson	Fr.	Made first career start against Purdue
SAM	41	Scott Smith	Sr.	Voted by teammates onto leadership committee
MIKE	49	Toryan Smith	Jr.	Father, Charles, played football at Georgia
JACK	48	Steve Quinn	Sr.	Serves as one of the top players on special teams
WILL	56	Kerry Neal	So.	Picked up first career INT against San Diego State
WILL	45	Darius Fleming	Fr.	One of nine freshmen to see game action in 2008
CB	4	Gary Gray	So.	Recorded first career INT against Michigan
CB	12	Robert Blanton	Fr.	Fifth Irish freshman to ever return INT for touchdown
FS	31	Sergio Brown	Jr.	Blocked punt and set career-high in tackles, TFL, PBUs in week 1

**Active Notre Dame Players
Against North Carolina**

JAMES ALDRIDGE

Rushing	Att	Yds	TD	Lg	Avg.	Avg./G
2006	8	45	0	13	5.6	45.0

JUSTIN BROWN

UA	A	Total	TFL-Yds	Scks	PD	FF	FR	INT	
2006	0	1	1	0.0-0	0.0-0	1	0	0-0	0-0

RYAN BURKHART

Kickoffs	No.	Yds	TB	OB	Avg.
2006	8	462	1	0	57.8

MAURICE CRUM, JR.

UA	A	Total	TFL-Yds	Scks	PD	FF	FR	INT	
2006	3	6	9	1.0-9	1.0-9	0	0	0-0	0-0

DAVID GRIMES

Kick Returns	No	Yds	TD	Lg	Avg./R	Avg./G
2006	3	101	0	50	33.7	101.0

KYLE MCCARTHY

UA	A	Total	TFL-Yds	Scks	PD	FF	FR	INT	
2006	2	0	2	0.0-0	0.0-0	0	0	0-0	0-0

STEVE QUINN

UA	A	Total	TFL-Yds	Scks	PD	FF	FR	INT	
2006	1	0	1	0.0-0	0.0-0	0	0	0-0	0-0

EVAN SHARPLEY

Passing Effic	C-A-I	Yds	TD	Long	Pct	Avg./P	Avg./G
2006	0-1-0	0	0	0	0.0	0.0	0.0

TORYAN SMITH

UA	A	Total	TFL-Yds	Scks	PD	FF	FR	INT	
2006	1	0	1	0.0-0	0.0-0	0	0	0-0	0-0

GEORGE WEST

Punt Returns	No	Yds	TD	Lg	Avg./R	Avg./G
2006	2	15	0	10	7.5	15.0

Notre Dame vs. ACC

School	Won	Lost	Tied	Pct.
Boston College	9	8	0	.529
Clemson	1	1	0	.500
Duke	3	1	0	.750
Florida State	2	4	0	.333
Georgia Tech	27	6	1	.809
Maryland	1	0	0	1.000
Miami (Fla.)	15	7	1	.674
North Carolina	16	1	0	.941
North Carolina State	0	1	0	.000
Virginia	1	0	0	1.000
Virginia Tech	0	0	0	.000
Wake Forest	0	0	0	.000
TOTALS	75	29	2	.717

Top Performances Vs. North Carolina

INDIVIDUAL

Rushing Yards

Nicholas Eddy, 21-163, 2 TDs; 11.13.1965

Passing Yards

Brady Quinn, 23-35-0-346, 4 TDs; 11.4.2006

Receptions

John Carlson, 8-91, 1 TD; 11.4.2006

Receiving Yards

Jeff Samardzija, 6-177, 1 TD; 11.4.2006

Points Kicking

Bob Thomas, 10 (1 PATs; 3 FGs); 10.16.71

Punt Return Yards

Mike Crotty, 7-81; 10.16.1971

Kickoff Return Yards

David Grimes, 3-101; 11.4.2006

Touchdowns

William Barrett, 3 (3 receiving); 11.12.1949

Tackles

Kevin Hardy, 14; 10.15.1966

Mike McGill, 14; 10.15.1966

Pete Duranko, 14; 11.13.1965

Interceptions

Tom MacDonald, 3-33; 11.17.1962

TEAM

Points Scored

45 (W, 45-26); 2006 in Notre Dame

Points Scored (quarter)

27 (W,42-6); 1949 (fourth) in New York (at Yankee Stadium)

Points Scored (half)

36 (W, 42-6); 1949 (second) in New York (at Yankee Stadium)

Points Allowed

26 (W 45-26); 2006 in Notre Dame

Points Allowed (quarter)

14 (W, 21-14); 1975 (third) in Chapel Hill

Points Allowed (half)

14 (W, 21-14); 1975 (second) in Chapel Hill

NOTRE DAME - NORTH CAROLINA SERIES HISTORY

► Notre Dame and North Carolina will play for the 18th time in series history on Saturday. The Irish hold a convincing 16-1-0 (.941) edge in the all-time series with the Tar Heels, including a current six-game winning streak. Notre Dame and North Carolina have not met on the gridiron in Chapel Hill since 1975.

► The Irish and Tar Heels will renew a rivalry that started during the 1949 season. The top-ranked Notre Dame squad routed North Carolina, 42-6. The two would meet each of the next seven seasons -- all Irish victories. The series took a year off in 1957, but started up again for three consecutive years in 1958. In all, the Irish and Tar Heels faced one another 12 times over a 14-year period (1949-62).

IRISH RECORD SETTERS IN THE NORTH CAROLINA SERIES

► Notre Dame's seventh-longest pass play in school history (80 yards, Joe Montana to Ted Burgmeier) came on Oct. 11, 1975 in Chapel Hill.

► The Irish have registered 15 interception returns of 75 yards or longer and two have come against North Carolina. Mike Swistowicz had a 84-yard INT return (seventh-longest) in 1949 and Lou Loncaric had a 75-yard INT return (15th-longest) in 1955.

► Brady Quinn threw for 346 yards against the Tar Heels in 2006, which ranks as the 10th most passing yards in a single game.

► Brady Quinn tossed four touchdown passes in that '06 contest, which ranks tied for fourth-best in single-game school history.

► Jeff Samardzija had 177 receiving yards against North Carolina in '06, which ranks 10th-best in single-game school history.

► Jeff Samardzija's 29.5 yards per reception in that meeting with the Tar Heels ranks fourth-highest in single-game school history (minimum of four catches).

► Bill Barrett's three touchdown receptions against North Carolina is tied for the second most in single-game school history.

NOTRE DAME VS. ACC

► Notre Dame is 75-29-2 (.717) against current members of the Atlantic Coast Conference. The Irish have had more success against the ACC than any other major conference. The Irish have a .500 or better record against eight of ten conference schools (in which they have played).

- ▶ Notre Dame's 106 games against the ACC ranks as the third-most contests against a conference trailing only the Big Ten (345) and Pac-10 (126).
- ▶ The Irish are playing a pair of ACC schools this season and both meetings are away from Notre Dame Stadium. Notre Dame has never previously travelled to ACC foes twice in a single-season.
- ▶ In 2007, Notre Dame played three ACC schools in the same season for the first time since 2002 (Maryland, Florida State and North Carolina State) and just the second time in school history.
- ▶ Notre Dame has faced Boston College 17 times (9-8), fourth most of any other ACC school, but 16 of the previous 17 meetings took place with the Eagles in the BIG EAST. The nine victories are the fourth-most victories for Notre Dame over an ACC foe. Miami has collided with the Irish 23 times (15-7-1), while Notre Dame has faced North Carolina 17 times (16-1). It should be noted that all of Notre Dame's previous meetings with Miami occurred prior to their moves to the ACC.
- ▶ Notre Dame has played a handful of games versus Florida State (2-4), Duke (3-1) and Clemson (1-1). Additionally, the Irish have met three ACC foes just once. They beat Virginia in the '89 Kickoff Classic and Maryland in the '02 Kickoff Classic, but lost to NC State in the '03 Gator Bowl.
- ▶ The Irish took on Duke last year for the first time since 1966. Notre Dame upended the Blue Devils, 28-7, in the home finale in 2007.
- ▶ Notre Dame has posted a 26-13-2 (.659) record against current ACC opponents on the road, but most of those meetings came against Boston College and Miami while each were not affiliated with the league. The Irish own a 18-4-1 (.804) mark when facing a school as an ACC member.

ON THIS DATE

Notre Dame has played 14 previous games in its history on Oct. 11. The Irish are 11-3 all-time on this date. The Irish have recorded four shutouts on Oct. 11.

Oct. 11, 2003: None of the great runners in Notre Dame's past -- George Gipp, Paul Hornung, Ricky Watters, Jerome Bettis, Allen Pinkett -- ever did what Julius Jones did against Pittsburgh. Jones broke the school's single-game rushing record with 262 yards and scored twice as the Irish surprised the No. 15 Panthers by switching to a power running game in their 20-14 upset victory.

Oct. 11, 1997: Allen Rossum started the game by returning the opening kickoff 93 yards for a touchdown and Notre Dame never looked back in a 45-21 rout of Pittsburgh. Rossum had success against the Panthers, returning two punts for touchdowns in 1996.

Oct. 11, 1980: Jim Stone became the second Notre Dame running back to eclipse 200 yards in consecutive weeks as he galloped for 244 yards on 38 carries in a 32-14 rout of Miami. The 244 yard game ranks fourth in Irish single-game history. Ironically, Phil Carter ran for 254 (second-most at the time) just a week earlier against Michigan State.

Oct. 11, 1931: The Notre Dame Alma Mater, Notre Dame Our Mother, was written for the dedication of Notre Dame Stadium by Joseph Casasanta '23. The song was part of the half time show and is the traditional conclusion to Notre Dame pep rallies. Notre Dame defeated Navy 26-2 in the game.

Oct. 11, 1975: Ted Burgmeier did not start the game for Notre Dame Saturday. Neither did Joe Montana. But these sophomores ended it for North Carolina with an incredible 80-yard touchdown connection that gave the Irish a tremendous victory in what might have been the greatest rally in school history.

Rick Slager engineered a 65-yard touchdown march that ended with Al Hunter scoring with 11:26 to play. A two-point conversion pass failed and Carolina held a 14-6 lead. It was still that way with 6:04 remaining.

Enter Montana, the baby-faced Monongahela, Pa., sophomore, who got two quick first downs to the North Carolina 41. Down the sideline went Dan Kelleher. Up went Montana's arm. Kelleher grabbed the pass and raced down the sideline to the 2.

On the next play, Hunter slashed over tackle again. It was 14-12, but Montana had the answer. He rifled a two-point conversion pass to tight end Doug Buth, who had never caught a pass for Notre Dame. It was 14-14 with 5:18 to play. Sports writers were checking the record books for the last tie game. But the Irish weren't through.

North Carolina drove to the Irish 24, but place kicker Tom Biddle missed a 41-yard field goal attempt -- his third miss of the day. And the Irish had the ball at the 20 with 1:19 left.

Montana missed a pass that new father Mark McLane dropped. Then Burgmeier cut down the left sideline in a patter designed to get a first down or more but also out of bounds to kill the clock.

Safetyman Jeff Caldwell was close. But Burgmeier spurted past him and won the foot race to the goal for an 80-yard play with 1:03 left and after Pat McLaughlin kicked the point, the Irish fought off a last minute flurry of passes for an incredible 21-14 victory.

2003	Pittsburgh (15)	Pittsburgh, Pa.	W, 20-14
1997	Pittsburgh	Pittsburgh, Pa.	W, 45-21
1986	Pittsburgh	Notre Dame Stadium	L, 9-10
1980	(7) Miami (13)	Notre Dame Stadium	W, 32-14
1975	(15) North Carolina	Chapel Hill, N.C.	W, 21-14
1969	(15) Army	Yankee Stadium	W, 45-0
1958	(4) Army	Notre Dame Stadium	L, 2-14
1952	(8) Pittsburgh	Notre Dame Stadium	L, 19-22
1947	(1) Purdue	West Lafayette, Ind.	W, 22-7

Notre Dame's Record When...		
	2008	Weis Era
At Home	4-0	15-9
On The Road	0-1	10-5
Neutral Site Games	0-0	1-2
In Overtime	0-0	0-2
Coming off a loss	1-0	7-9
Coming off a win	2-1	17-3
Coming of an open date	0-0	1-2
Both teams are AP-ranked	0-0	3-5
Neither team is ranked	4-1	6-6
ND is ranked higher	0-0	17-2
Opponent is ranked higher	0-0	3-8
Vs. In-state Opponents	1-0	3-1
In September	3-1	10-8
In October	1-0	8-4
In November	0-0	10-3
In December	0-0	0-0
In January	0-0	0-2
On Television	4-1	26-16
On NBC	4-0	15-9
On ABC	0-1	7-4
On ESPN	0-0	2-2
On CBS	0-0	1-0
On CSTV	0-0	1-0
On Fox	0-0	0-1
Afternoon Games	4-1	21-13
Night Games	0-0	5-3
Decided By 7 or Less	1-0	7-3
Scoring First	2-0	17-4
Opponent Scores First	2-1	9-12
Leading At Halftime	2-0	18-2
Tied At Halftime	2-0	4-0
Trailing At Halftime	0-1	4-14
Leading After 3 Qtrs.	3-0	20-1
Tied After 3 Qtrs.	0-0	1-1
Trailing After 3 Qtrs.	1-1	5-14
Scoring 40+ Points	0-0	9-2
Scoring 30+ Points	2-0	18-3
Scoring 20-29 Points	2-0	15-6
Scoring 0-19 Points	0-1	2-10
Allowing 40+ Points	0-0	0-6
Allowing 30+ Points	0-0	2-13
Allowing 20-29 Points	2-1	10-5
Allowing 0-19 Points	2-0	15-0
Outrushing Opponent	2-0	12-0
Getting Outrushed	2-1	14-16
Passing For More Yds	1-1	19-8
Passing For Fewer Yds	3-0	7-8
Outgaining Opponent	2-0	17-3
Getting Outgained	2-1	9-12
Winning Time of Poss.	3-0	19-4
Losing Time of Poss.	1-1	7-12
Scoring a Def./ST TD	2-0	10-3
Allowing a Def./ST TD	0-0	2-6
Fewer Penalty Yards	2-1	12-10
More Penalty Yards	2-0	14-6
Winning Turnover Battle	3-0	19-5
Losing Turnover Battle	1-1	4-8
Individual 100-yard rusher	1-0	14-4
Individual 100-yard receiver	3-0	15-4
Individual 200-yard passer	3-1	22-7
Opponent 100-yard rusher	2-1	5-12
Opponent 100-yard receiver	1-0	11-6
Opponent 200-yard passer	3-0	12-9

National Rankings

ASSOCIATED PRESS (Oct. 5)

Rk	School	Record	Pts
1.	Oklahoma (51)	5-0	1,608
2.	Alabama (13)	6-0	1,537
3.	Missouri (1)	5-0	1,487
4.	LSU	4-0	1,444
5.	Texas	5-0	1,374
6.	Penn State	6-0	1,287
7.	Texas Tech	5-0	1,163
8.	USC	3-1	1,137
9.	Brigham Young	5-0	1,103
10.	Georgia	4-1	1,014
11.	Florida	4-1	977
12.	Ohio State	5-1	931
13.	Vanderbilt	5-0	833
14.	Utah	6-0	815
15.	Boise State	4-0	677
16.	Kansas	4-1	623
17.	Oklahoma State	5-0	565
18.	Virginia Tech	5-1	485
19.	South Florida	5-1	392
20.	Auburn	4-2	236
21.	Wake Forest	3-1	205
22.	North Carolina	4-1	196
23.	Michigan State	5-1	161
24.	Pittsburgh	4-1	121
25.	Ball State	6-0	97

Others Receiving Votes

Wisconsin 96, Tulsa 85, Illinois 81, California 80, Northwestern 78, TCU 70, Georgia Tech 59, Kentucky 49, Florida State 36, **NOTRE DAME 6**, Fresno State 5, Arizona 5, Oregon 4, Boston College 3.

USA TODAY/COACHES (Oct. 5)

Rk	School	Record	Pts
1.	Oklahoma (60)	5-0	1,524
2.	Missouri	5-0	1,404
3.	LSU (1)	4-0	1,398
4.	Alabama	6-0	1,339
5.	Texas	5-0	1,305
6.	Penn State	6-0	1,203
7.	Texas Tech	5-0	1,101
8.	Brigham Young	5-0	1,086
9.	USC	3-1	1,055
10.	Georgia	4-1	937
11.	Ohio State	5-1	893
12.	Florida	4-1	883
13.	Utah	6-0	793
14.	Vanderbilt	5-0	704
15.	Kansas	4-1	667
16.	Boise State	4-0	624
17.	Oklahoma State	5-0	523
18.	Virginia Tech	5-1	393
19.	Michigan State	5-1	273
20.	South Florida	5-1	267
21.	Wake Forest	3-1	247
22.	Northwestern	5-0	231
23.	Auburn	4-2	121
24.	Wisconsin	3-2	105
25.	California	4-1	98

Others Receiving Votes

North Carolina 88, TCU 84, Tulsa 76, Ball State 75, Florida State 61, Georgia Tech 56, Kentucky 51, **Pittsburgh 32**, Illinois 25, Fresno State 19, Cincinnati 18, Arizona 16, Oregon 15, **NOTRE DAME 11**, Connecticut 8, Maryland 7, **Boston College 6**, Duke 1, Minnesota 1, South Carolina 1.

2008 opponents in *bold italics*

1941	Georgia Tech	Atlanta, Ga.	W, 20-0
1931	Navy	Notre Dame Stadium	W, 26-2
1924	Wabash	South Bend, Ind.	W, 34-0
1919	Mount Union	South Bend, Ind.	W, 60-7
1902	Lake Forest	South Bend, Ind.	W, 28-0

Beginning with the 1936 season, the number in front of the opponent name indicates Notre Dame's ranking in the Associated Press poll coming into the game. The number following the opponent name indicates its ranking.

NOTRE DAME - NORTH CAROLINA CONNECTIONS

► Notre Dame's roster features three players from the state of North Carolina. North Carolina's roster does not have a player from Indiana.

► Notre Dame head coach Charlie Weis (15 years) and North Carolina head coach Butch Davis (10 years) each spent much of their career in the NFL ranks. Weis coached with the New York Giants, New England Patriots and New York Jets, while Davis was the head coach of the Cleveland Browns (2001-04) as well as serving as an assistant on Jimmy Johnson's staff with the Dallas Cowboys (1989-94).

► The two did face one another on a total of 13 occasions through their respective tenures in the NFL. The Patriots knocked off the Browns three times (2001, 2003, 2004) in Davis' four seasons in Cleveland. The Giants and Cowboys faced each other 10 times between 1990-94. Dallas took six of those meetings.

► Notre Dame has a penchant for ending impressive winning streaks in football, contributing to the program's great tradition. However, the magic is not limited to the football program. The women's soccer team ended the longest streak in all of NCAA sports and it came against North Carolina.

Oct. 2, 1994: Notre Dame's women's soccer plays to a 0-0 tie against perennial power North Carolina in St. Louis, stopping the Tar Heel's 92-game win streak (still an NCAA record) ... one year later, the Irish claimed the national title with College Cup wins over North Carolina and Portland.

► Sixth-year Notre Dame women's basketball assistant coach Jonathan Tsipis is a 1996 graduate of North Carolina.

► Assistant AD for compliance, Lisa Deibler, spent the better part of nine years in a similar role at North Carolina.

► A number of players from North Carolina and Notre Dame either attended the same high school or hail from the same hometown.

Notre Dame	High School/Hometown	North Carolina
Raeshon McNeil, DB	Davie H.S.	Cooter Arnold, WR
Mike Turkovich, OT	Valley Forge Military Academy	Carter Brown, RB
Ray Herring, SS	Melbourne, FL	Carl Gaskins, OT
Robert Blanton, DB	Matthews, N.C.	Ryan Houston, RB
Robert Blanton, DB	Butler H.S.	Ryan Houston, RB
		Mike Ingersoll, OT
John Ryan, LB	St. Ignatius H.S.	Matt Merletti, S
Robby Parris, WR		
Gary Gray, DB	Columbia, S.C.	B.J. Phillips, TE
Harrison Smith, FS	Knoxville, Tenn.	Garrett Reynolds, OT
Kevin Washington, LB	Sugar Land, Texas	Trevor Stuart, LS

Head-to-Head Statistical Comparison (2008 Stats)

NOTRE DAME			NORTH CAROLINA			
#	NCAA	Category		Category	NCAA	#
25.80	64th	Scoring Offense	vs.	Scoring Defense	40th	19.00
353.20	70th	Total Offense	vs.	Total Defense	57th	345.80
103.60	105th	Rushing Offense	vs.	Rushing Defense	67th	144.40
249.60	34th	Passing Offense	vs.	Passing Defense	58th	201.40
138.25	36th	Passing Efficiency Off.	vs.	Passing Efficiency Def.	19th	102.30
19.00	40th	Scoring Defense	vs.	Scoring Offense	33rd	32.40
376.80	84th	Total Defense	vs.	Total Offense	88th	326.20
139.40	59th	Rushing Defense	vs.	Rushing Offense	89th	120.80
237.40	90th	Passing Defense	vs.	Passing Offense	71st	205.40
108.43	35th	Passing Efficiency Def.	vs.	Passing Efficiency Off.	23rd	150.39
38.17	16th	Net Punting	vs.	Net Punting	103rd	31.64
8.33	67th	Punt Returns	vs.	Punt Returns	15th	17.44
22.80	45th	Kickoff Returns	vs.	Kickoff Returns	29th	23.56
1.00	t-20th	Turnover Margin	vs.	Turnover Margin	12th	1.20
1.20	93rd	Sacks	vs.	Sacks Allowed	91st	2.20
1.00	t-16th	Sacks Allowed	vs.	Sacks	t-93rd	1.20

A WIN THIS WEEK WOULD...

- ▶ Make Notre Dame 5-1 for the first time since 2006 and just the second time since 1998.
- ▶ Give the Irish their third victory in the last four road games.
- ▶ Give the Irish a victory over North Carolina for the seventh consecutive meeting.
- ▶ Improve Notre Dame to 18-3 (.857) under Weis coming off a victory.
- ▶ Improve the Irish to 17-1 (.944) in the all-time series with North Carolina – the highest winning percentage against any opponent with over 12 meetings.
- ▶ Improve Notre Dame to 5-1 (.833) in the all-time series with the Tar Heels in Chapel Hill.
- ▶ Give Notre Dame its second consecutive victory over North Carolina in Kenan Stadium.
- ▶ Improve an unranked Irish squad (post 1932) to 6-1 (.857) all-time against North Carolina.
- ▶ Improve an unranked Notre Dame squad to 2-1 (.667) all-time against the Tar Heels in Kenan Stadium.
- ▶ Improve Notre Dame to 3-0 (1.000) all-time against North Carolina when the Tar Heels are ranked.
- ▶ Improve Notre Dame to 1-0 (1.000) all-time against the Tar Heels in Kenan Stadium when UNC is ranked.
- ▶ Improve Notre Dame to 76-29-2 (.720) all-time against the Atlantic Coast Conference.
- ▶ Improve Notre Dame's all-time road record against the ACC to 27-13-2 (.667).
- ▶ Improve Notre Dame's all-time road record against teams that were members of the ACC at the time of the game to 19-4-1 (.813).
- ▶ Improve Weis' record to 27-16 overall (.628), 2-0 (1.000) against North Carolina and 4-2 (.667) against the ACC.
- ▶ Improve Weis' overall road record to 11-5 (.688) and his road record against the ACC to 2-0 (1.000).
- ▶ Improve Weis' record to 9-4 (.692) in October games.
- ▶ Improve Weis' record to 20-13 (.606) in afternoon games.
- ▶ Improve Weis' all-time road record against opponents ranked by the AP to 4-2 (.667)
- ▶ Improve Notre Dame's all-time record to 829-279-42 (.739).
- ▶ Improve Notre Dame's all-time record on the road to 290-138-22 (.669).
- ▶ Improve Notre Dame's all-time record against opponents ranked by the AP to 143-124-10 (.534)
- ▶ Improve Notre Dame's all-time road record against opponents ranked by the AP to 58-52-5 (.526)

A LOSS THIS WEEK WOULD...

- ▶ Make Notre Dame 4-2 for the first time since 2005 and the third time in five years (2008, 2005, 2004).
- ▶ Snap the six-game winning streak by the Irish over North Carolina.
- ▶ Drop Notre Dame to 17-4 (.810) under Weis coming off a victory.
- ▶ Drop the Irish to 16-2 (.889) in the all-time series with North Carolina – still the highest winning percentage against any opponent with over 12 meetings.
- ▶ Drop Notre Dame to 4-2 (.667) in the all-time series with the Tar Heels in Chapel Hill.
- ▶ Give North Carolina its first victory over the Irish since 1960.
- ▶ Drop an unranked Irish squad (post 1932) to 5-2 (.714) all-time against North Carolina.
- ▶ Drop an unranked Notre Dame squad to 1-2 (.333) all-time against the Tar Heels in Kenan Stadium.
- ▶ Drop Notre Dame to 2-1 (.667) all-time against North Carolina when the Tar Heels are ranked.
- ▶ Drop Notre Dame to 0-1 (.000) all-time against the Tar Heels in Kenan Stadium when UNC is ranked.
- ▶ Drop Notre Dame to 75-30-2 (.710) all-time against the Atlantic Coast Conference.
- ▶ Drop Notre Dame's all-time road record against the ACC to 26-14-2 (.643).
- ▶ Drop Notre Dame's all-time road record against teams that were members of the ACC at the time of the game to 18-5-1 (.771).
- ▶ Drop Weis' record to 26-17 overall (.605), 1-1 (.500) against North Carolina and 3-3 (.500) against the ACC.
- ▶ Drop Weis' overall road record to 10-6 (.625) and his road record against the ACC to 1-1 (.500).
- ▶ Drop Weis' record to 8-5 (.615) in October games.
- ▶ Drop Weis' record to 19-14 (.576) in afternoon games.
- ▶ Drop Weis' all-time road record against opponents ranked by the AP to 3-3 (.500)
- ▶ Drop Notre Dame's all-time record to 828-280-42 (.738).
- ▶ Drop Notre Dame's all-time record on the road to 289-139-22 (.667).
- ▶ Drop Notre Dame's all-time record against opponents ranked by the AP to 142-125-10 (.531)
- ▶ Drop Notre Dame's all-time road record against opponents ranked by the AP to 57-53-5 (.517)

Starter Sheet

Offense	2008	Streak	Career
Young (RT)	5	30	30
Grimes (WR)	3	2	19
Turkovich (LT)	5	17	17
Clausen (QB)	5	8	14
Duncan (LT)	-	-	12
Olsen (LG)	5	11	11
Schwapp (FB)	-	-	10
Wenger (C)	5	7	10
Kamara (WR)	3	-	8
Allen (HB)	3	2	7
West (WR)	-	-	7
Yeatman (TE)	3	-	6
Rudolph (TE)	5	5	5
Stewart (RG)	5	5	5
Aldridge (HB)	-	-	5
Floyd (WR)	4	4	4
Tate (WR)	2	2	4
Parris (WR)	-	-	4
Hughes (HB)	2	-	3
Sharpley (QB)	-	-	2

Defense	2008	Streak	Career
Crum (ILB)	5	42	42
Lambert (CB)	5	27	27
Bruton (FS)	5	8	16
Kuntz (DE)	5	5	15
Ryan (OLB)	5	5	15
Brown, J. (DE)	4	1	9
Neal (OLB)	3	-	8
Smith, B. (ILB)	5	8	8
McNeil (CB)	5	5	6
McCarthy (FS)	5	5	6
Williams (NT)	2	1	4
Brown, S. (S)	3	-	3
Smith, T. (ILB)	-	-	2
Herring (SS)	-	-	1
Smith, H. (S)	2	2	2
Johnson (DE)	1	-	1

Longest Active Streaks

Crum (LB)	42
Young (RT)	30
Lambert (CB)	27
Turkovich (LT)	17
Olsen (LG)	11

Most Career Starts (Active)

Crum (LB)	42
Young (RT)	30
Lambert (CB)	27
Grimes (WR)	19
Turkovich (LT)	17
Bruton (FS)	16
Kuntz (DE)	15
Ryan (OLB)	15
Clausen (QB)	14
Duncan (LT)	12

Career Starts By Position

—OFFENSE—										
WR	LT	LG	C	RG	RT	TE	WR	QB	FB	HB
Grimes (19)	Duncan (2)	Turkovich (12)	Wenger (7)	Olsen (6)	Young (20)	Yeatman (6)	West (7)	Clausen (14)	Schwapp (10)	Aldridge (5)
Tate (4)	Young (10)	Olsen (5)		Wenger (3)	Duncan (10)	Rudolph (5)	Parris (4)	Sharpley (2)		Allen (7)
Floyd (4)	Turkovich (5)			Stewart (5)			Kamara (8)			Hughes (3)
—DEFENSE—										
DE	NT/DT	DE	OLB	ILB	ILB	OLB	CB	SS	FS	CB
Brown, J. (10)	Kuntz (14)	Ryan (5)	Ryan (11)	Crum (42)	Smith, T. (2)	Smith, B. (6)	McNeil (6)	Herring (1)	Bruton (16)	Lambert (27)
	Williams (4)	Johnson (1)	Neal (8)	Smith, B. (2)				McCarthy (5)	McCarthy (1)	
		Kuntz (1)						Smith, H. (2)	Brown, S. (3)	

Scoring Summary

Score by Quarters	1	2	3	4	Score	
North Carolina	7	6	13	0	-	26 Record: (1-8)
Notre Dame	14	17	7	7	-	45 Record: (8-1)

First Quarter

12:57 ND McKnight 7 yd pass from Quinn (Gioia kick), 6-65 2:03
 6:04 NC Holley 12 yd pass from Dailey (Barth kick), 8-80 2:53
 1:47 ND Carlson 11 yd pass from Quinn (Gioia kick), 10-74 4:17

Second Quarter

11:28 ND McKnight 14 yd pass from Quinn (Gioia kick), 7-57 2:47
 6:33 ND Gioia 27 yd field goal, 7-45 2:44
 6:15 NC Tate 90 yd kickoff return (Barth kick blockd)
 2:54 ND Zbikowski 52 yd punt return (Gioia kick)

Third Quarter

9:43 NC Nicks 13 yd pass from Dailey (Barth kick blockd)
 8:10 ND Samardzija 42 yd pass from Quinn (Gioia kick), 3-43 1:33
 7:25 NC Nicks 72 yd pass from Dailey (Barth kick)

Fourth Quarter

11:13 ND Walker 1 yd run (Gioia kick), 10-61 5:05

	NC	ND
FIRST DOWNS	10	23
RUSHES-YARDS (NET)	25-31	35-106
PASSING YDS (NET)	213	346
Passes Att-Comp-Int	24-14-0	37-23-0
TOTAL OFFENSE PLAYS-YARDS	49-244	72-452
Fumble Returns-Yards	0-0	0-0
Punt Returns-Yards	1-16	5-84
Kickoff Returns-Yards	7-182	4-110
Interception Returns-Yards	0-0	0-0
Punts (Number-Avg)	9-41.8	5-45.8
Fumbles-Lost	1-0	1-1
Penalties-Yards	5-56	5-35
Possession Time	27:47	32:13
Third-Down Conversions	4 of 13	8 of 14
Fourth-Down Conversions	0 of 0	0 of 0
Red-Zone Scores-Chances	2-2	5-5
Sacks By: Number-Yards	3-28	4-32

RUSHING: North Carolina-McGill 13-61; Rome 5-11; Sexton 2-minus 14; Dailey 5-minus 27. Notre Dame-Walker 20-86; Aldridge 8-45; McKnight 1-5; Quinn 6-minus 30.

PASSING: North Carolina-Dailey 14-22-0-213; Sexton 0-1-0-0; Rome 0-1-0-0. Notre Dame-Quinn 23-35-0-346; Samardzija 0-1-0-0; Sharpley 0-1-0-0.

RECEIVING: North Carolina-Nicks 6-171; McGill 3-15; Holley 2-14; Foster 2-12; Rome 1-1. Notre Dame-Carlson 8-91; Samardzija 6-177; McKnight 6-56; Walker 2-16; Anastasio 1-6.

INTERCEPTIONS: North Carolina-None. Notre Dame-None.

FUMBLES: North Carolina-Sexton 1-0. Notre Dame-West 1-1.

SACKS (UA-A): North Carolina-Bynum 1-0; Wilson 1-0; Worsley 0-1; Balmer 0-1. Notre Dame-Abiamiri 2-0; Crum 1-0; Frome 0-1; Landri 0-1.

TACKLES (UA-A): North Carolina-Mapp 11-3; Worsley 4-3; Rice 2-5; Bynum 3-3; Walker 5-0; Taylor 2-3; Watkins 3-1; Wilson 2-2; Thatch 1-2; Strong 1-2; Bethea 1-1; Flagg 0-2; Brown 0-2; Rackley 1-0; Arnold 1-0; Taylor 1-0; Guy 0-1; Person 0-1; Warren 0-1; Brown 0-1; Balmer 0-1. Notre Dame-Crum 3-6; Zbikowski 2-5; Wooden 4-1; Ndukwe 2-3; Abiamiri 4-0; Landri 3-1; Brockington 0-4; Laws 0-3; McCarthy 2-0; Cullen 2-0; Thomas 1-1; Frome 0-2; Quinn 1-0; Jansen 1-0; Jabbie 1-0; Smith 1-0; Richardson 0-1; Brown 0-1.

**The Last Meeting
 #11 Notre Dame 45 North Carolina 26
 Nov. 4, 2006**

NOTRE DAME, Ind. (AP) -- Brady Quinn passed for four touchdowns and a season-high 346 yards to help No. 11 Notre Dame overcome break-downs on defense and special teams and beat North Carolina 45-26 Saturday.

It appeared for a while the Fighting Irish would put the game away early, breaking a 7-7 tie with a pair of touchdowns and a field goal to move ahead 24-7. But the Irish gave up a 90-yard kickoff return by Brandon Tate and a 72-yard touchdown catch by Hakeem Nicks as the Tar Heels kept it respectable.

Notre Dame improves to 8-1 for the first time since 2002, when the Irish won their first eight games under Tyrone Willingham. It marks the first time the Irish have won at least eight games in back-to-back seasons since 1996.

The Tar Heels (1-8) fell to 1-16 all-time against the Irish and lost their second straight since coach John Bunting was fired.

Unlike a week earlier, though, when the game against No. 22 Wake Forest went down to the final play in a 24-17, the Tar Heels never really threatened. But the Irish, who have been unable to move up in the poll despite continuing to win, didn't look overly impressive in the victory.

The 26 points by the Tar Heels were the most against a Division I-A opponent this season. The Irish defense was burned by big plays, as it has been all season.

On North Carolina's first scoring drive, the Irish gave up a 35-yard run by Ronnie McGill and a 21-yard pass from Joe Dailey to Nicks, who had six catches for 171 yards.

But the win was enough to keep alive Notre Dame's hopes for a second straight Bowl Championship Series berth.

Notre Dame opened the game with its quickest scoring drive to start a game this season, with Quinn completing 4-of-5 passes capped by a 7-yard TD pass to Rhema McKnight. The score was setup by a 35-yard pass from Quinn to Jeff Samardzija.

After the Heels tied the score at 7 on a 12-yard pass from Dailey to Jesse Holley, they couldn't do much offensively the rest of the half. They went three-and-out in their four next possessions, losing a total of 14 yards along the way.

But they closed to 24-13 on Tate's touchdown and 31-19 in the second half on a 13-yard pass from Dailey to Nicks. Nicks ran by cornerback Terrail Lambert for the long score that made it 38-26.

Samardzija had six catches for 177 yards and a touchdown. It was his 23rd career touchdown catch, breaking the school record set by Derrick Mayes in 1995.

Quinn, who completed 23-of-35 passes, also threw an 11-yard TD pass to John Carlson and TD passes of 7 and 14 yards to McKnight. Darius Walker ran for 86 yards and a touchdown on 20 carries.

The Irish also had several good plays on special teams. Tom Zbikowski returned a punt 52 yards for a touchdown and defensive tackles Derek Landri and Trevor Laws each blocked a point after attempt.

Dailey, who started and played most of the game, was 14 of 22 passing for 213 yards. McGill ran for 61 yards on 13 carries as the Tar Heels managed just 248 yards total offense - 128 of that coming on three plays. North Carolina was called for five personal fouls, including two on one play that helped set up Notre Dame's final touchdown.

**The Last Meeting in Chapel Hill
#15 Notre Dame 21, North Carolina 14
Oct. 11, 1975**

CHAPEL HILL, N.C. (Joe Doyle, South Bend Tribune) -- Ted Burgmeier did not start the game for Notre Dame Saturday. Neither did Joe Montana. But these sophomores ended it for North Carolina with an incredible 80-yard touchdown connection that gave the Irish a tremendous victory in what might have been the greatest rally in school history.

Forty years ago, Notre Dame rallied from a 13-0 deficit to spill Ohio State, 18-13, with all three touchdowns in the fourth quarter. But this young Notre Dame team went the Irish of 1935 three points better -- 21 points in the final 11:30 of play to erase a 14-0 lead by the surprising Tar Heels.

A record 49,500 in Keenan Stadium watched in disbelief as a sputtering Irish attack failed time and again against the host Tar Heels. And when the Irish came up with a bad center snap on a punt, North Carolina scored a third period touchdown. Later on in that period, the Tar Heels connected on a 39-yard touchdown pass for their 14-0 lead.

Then good fortune, Irish luck or whatever came to Notre Dame. Rick Slager engineered a 65-yard touchdown march that ended with Al Hunter scoring with 11:26 to play. A two-point conversion pass failed and Carolina held a 14-6 lead. It was still that way with 6:04 remaining.

Enter Montana, the baby-faced Monongahela, Pa., sophomore, who got two quick first downs to the North Carolina 41. Down the sideline went Dan Kelleher. Up went Montana's arm. Kelleher grabbed the pass and raced down the sideline to the 2.

On the next play, Hunter slashed over tackle again. It was 14-12, but Montana had the answer. He rifled a two-point conversion pass to tight end Doug Buth, who had never caught a pass for Notre Dame. It was 14-14 with 5:18 to play. Sports writers were checking the record books for the last tie game. But the Irish weren't through.

North Carolina drove to the Irish 24, but place kicker Tom Biddle missed a 41-yard field goal attempt -- his third miss of the day. And the Irish had the ball at the 20 with 1:19 left.

Montana missed a pass that new father Mark McLane dropped. Then Burgmeier cut down the left sideline in a patter designed to get a first down or more but also out of bounds to kill the clock.

Safetyman Jeff Caldwell was close. But Burgmeier spurted past him and won the foot race to the goal for an 80-yard play with 1:03 left and after Pat McLaughlin kicked the point, the Irish fought off a last minute flurry of passes for an incredible 21-14 victory.

The 15th-ranked Irish won their fourth victory in five starts, but it was far from easy. The temperature was 79 degrees and there was hardly a breathe of fresh air moving in the idyllic stadium in the Carolina forests.

Burgmeier gave up his starting job to freshman Kris Haines because the Irish wanted Ted to double up as a defensive back.

"We could not use him there," said assistant coach Paul Shoultz. "He was worn out from those long patterns on offense. But I am glad he had the speed to break that one."

Montana started last week's game against Michigan State but Slager opened against the Tar Heels. Though he hit on 11 of 21 passes, Slager couldn't get the Irish on the scoreboard until he engineered a 65-yard march that began late in the third quarter

Scoring Summary

Score by Quarters	1	2	3	4	Score	
Notre Dame	0	0	0	21	--	21
North Carolina	0	0	14	0	--	14

Third Quarter

10:03 UNC Voight 12-yard run (Biddle kick)
1:34 UNC Collins 39-yard pass from Paschall (Biddle kick)

Fourth Quarter

11:27 ND Hunter 2-yard run (Slager rush failed)
5:18 ND Hunter 2-yard run (Montana to Bush, 2-pt. conversion good)
1:03 ND Burgmeier 80-yard pass from Montana (McLaughlin kick)

Team Statistics	ND	UNC
First Downs	18	22
Rushing Attempts	45	58
Yards Gained Rushing	189	261
Yards Lost Rushing	18	28
Net Yards Rushing	171	233
Net Yards Passing	218	161
Passes Attempted	26	22
Passes Completed	15	11
Interceptions Thrown	1	0
Total Offensive Plays	71	80
Total Net Yards	389	394
Average Gain Per Play	5.5	4.9
Fumbles: Number Lost	2-1	2-1
Penalties: Number-Yards	5-45	4-40
Punts-Yards	8-302	8-355
Average Yards Per Punt	37.8	44.4
Punt Return-Yards	2-4	3-11
Kickoff Returns-Yards	3-84	4-61
Interception Returns-Yards	0-0	1-5

Individual Statistics

NOTRE DAME

Rushing	Att.	Gain	Lost	Net	TD	Long
Slager	10	19	5	14	0	7
Weiler	1	1	0	1	0	1
Eurick	1	3	0	3	0	3
McLane	5	15	4	11	0	6
Heavens	17	117	8	109	0	52
Orsini	1	6	0	6	0	6
Hunter	10	28	1	27	2	5

Passing	Att.	Com.	Int.	Yds	TD	Long
Slager	21	11	1	106	0	15
Montana	4	3	0	129	1	80
Brantley	1	1	0	-17	0	-17

Receiving	No.	Yds	TD	Long
McAfee	3	36	0	15
McLane	3	36	0	13
Hunter	2	-7	0	-2
Kelleher	2	54	0	39
Weiler	2	-2	0	15
Burgmeier	3	101	1	80

NORTH CAROLINA

Rushing	Att.	Gain	Lost	Net	TD	Long
Paschall	2	0	14	-14	0	-5
Voight	36	179	10	169	1	17
Smith	11	55	0	55	0	14
Collins	3	11	0	11	0	8
C. Williams	1	5	0	5	0	5
Mills	1	2	0	2	0	2
Mabry	1	4	0	4	0	4
Tedder	3	5	4	1	0	4

Passing	Att.	Com.	Int.	Yds	TD	Long
Paschall	22	11	0	161	1	39

Receiving	No.	Yds	TD	Long
Collins	4	69	1	39
C. Williams	3	33	0	15
B. Williams	2	27	0	18
Stanford	2	32	0	19

**Notre Dame Head Coach
Charlie Weis**



PERSONAL INFORMATION

BIRTHDAY: March 30, 1956
FAMILY: Wife, Maurca; Son, Charlie, Jr. (15) and Daughter, Hannah (13)
HIGH SCHOOL: Middlesex High School, Middlesex, N.J.
EDUCATION: Bachelor's Degree in speech and drama, Notre Dame, 1978; Master's Degree in education, South Carolina, 1989

COACHING EXPERIENCE

Year	School/Team	Assignment
1979	Boonton (N.J.) High School	Assistant Coach
1980	Morristown (N.J.) High School	Assistant Coach
1981	Morristown (N.J.) High School	Assistant Coach
1982	Morristown (N.J.) High School	Assistant Coach
1983	Morristown (N.J.) High School	Assistant Coach
1984	Morristown (N.J.) High School	Assistant Coach
1985	South Carolina	Graduate Assistant Coach/Defensive Backs
1986	South Carolina	Graduate Assistant Coach/Linebackers
1987	South Carolina+	Volunteer Coach/Defensive Ends
1988	South Carolina@	Assistant Recruiting Coordinator
1989	Franklin Township (N.J.) High School	Head Coach
1990	New York Giants*	Defensive Assistant/Asst. Special Teams
1991	New York Giants	Running Backs
1992	New York Giants	Running Backs
1993	New England Patriots	Tight Ends
1994	New England Patriots	Tight Ends
1995	New England Patriots	Running Backs
1996	New England Patriots#	Wide Receivers
1997	New York Jets	Wide Receivers
1998	New York Jets^	Offensive Coordinator/Wide Receivers
1999	New York Jets	Offensive Coordinator/Wide Receivers
2000	New England Patriots	Offensive Coordinator/Running Backs
2001	New England Patriots*	Offensive Coordinator/Quarterbacks/RBs
2002	New England Patriots	Offensive Coordinator/Quarterbacks
2003	New England Patriots*	Offensive Coordinator
2004	New England Patriots*	Offensive Coordinator
2005	University of Notre Dame%	Head Coach
2006	University of Notre Dame\$	Head Coach
2007	University of Notre Dame	Head Coach
2008	University of Notre Dame	Head Coach

Notre Dame Total (4 seasons)26-16 (.619)

- + Gator Bowl
- * Super Bowl champion
- ^ AFC Title game
- \$ Sugar Bowl
- @ Liberty Bowl
- # Super Bowl appearance
- % Fiesta Bowl

**Return To Sender
(since 1999)**

The return game has been a source of strength for Notre Dame in recent years. The Irish have logged 38 returns (punts, kickoffs, fumbles, interceptions) for touchdowns during the past nine seasons (2000-present), a figure that ranks tied for seventh in the country during that stretch. Here's a look at the national leaders in TD returns since 2000:

School	2000	2001	2002	2003	2004	2005	2006	2007	2008	Bowls	Total
1. Virginia Tech	6	7	7	10	6	6	5	8	2	3	60
2. Miami, Fla.	13	11	5	9	8	3	1	1	3	3	57
3. Texas	6	6	7	9	2	7	8	5	2	3	55
4. Kansas State	5	2	12	6	4	5	8	7	3	1	53
5. Oklahoma	7	6	8	9	3	3	4	7	0	2	49
6. Fresno State	5	3	5	4	6	6	4	5	2	2	42
6. NC State	2	4	9	10	5	2	4	3	2	1	42
8. Notre Dame	6	4	9	3	3	5	4	3	2	0	39
9. Colorado	4	7	7	1	6	3	1	3	2	4	38
9. Ohio State	7	3	3	4	6	6	3	3	1	2	38

NOTRE DAME HEAD COACH CHARLIE WEIS:

A record combined win total for the first two seasons of any Notre Dame head football coach, consecutive Bowl Championship Series appearances for the first time in Irish history, and the two most accomplished passing seasons in Notre Dame football annals - those are the most notable by-products of the first three seasons of the Charlie Weis era in South Bend.

Weis, a 1978 Notre Dame graduate and owner of four Super Bowl-champion rings as products of a stellar 15-season career as a National Football League assistant coach, wasted no time putting his signature stamp on his alma mater's program in his first two years as Irish head coach in 2005 and 2006.

Weis and his Irish followed up a 9-3 record in '05 and BCS appearance in the Tostitos Fiesta Bowl with a 10-3 overall mark in '06 and a second consecutive BCS invitation, this time to the Allstate Sugar Bowl. Those 19 combined wins (including eight straight in the middle of the '06 regular season) qualified as most in a two-year period by the Irish since they collected 21 in 1992-93. It was also the first time Notre Dame played in BCS games in successive years and the most prominent two-season bowl qualification since the Irish played in the Fiesta and Orange Bowls after the 1994 and '95 campaigns. The only schools to play in BCS games after both the '05 and '06 seasons were Notre Dame, Ohio State and USC.

Notre Dame's 10 regular-season wins in '06 marked the ninth time that figure had been achieved in Irish history. Weis' 19 combined wins in his first two seasons were the most by a ND head coach in his first two years (the previous high was 17 by both Terry Brennan in 1954-55 and Dan Devine in 1975-76). For the second straight year in '06 Weis was one of three finalists for the George Munger Award presented by the Maxwell Football Club (of Philadelphia) to the college coach of the year.

The architect in '05 and '06 of the two most prolific passing seasons in Irish football history, Weis effectively transformed the ND offense into one of the most productive in the nation, as the Irish scored more points in '05 (440) than in any previous season in school history - and also qualified as the most improved offensive attack in the nation, jumping its total offense production (477.33 yards per game) a national-best 131.8 yards per game better than in '04. The Irish followed that up with another strong passing attack in '06, with Notre Dame's average of 264.1 passing yards per contest ranking 13th nationally and second all-time in the Notre Dame record book (behind only the 330.3 mark from '05). The Irish protected the football nearly as well as any team in the country in '06, with their 14 overall turnovers in 13 games ranking tied for fourth of the 119 NCAA I-A teams.

On a combined basis in 2005 and '06 under Weis, Notre Dame led the nation in interception avoidance with only 1.6 percent of Irish passes picked off over those two years. The Irish, thanks in large part to the play of quarterback Brady Quinn, finished third in TD passes with 69 and sixth in passing yards per game (295.8) and passing rating (151.7). In '05 and '06 combined, compared to the previous two seasons, the Irish improved their points per game by 11.5, and their total yards per game by 90.9.

IRISH TEAM NOTES

QUITE AN EARLY TURNAROUND

► Notre Dame opened the 2007 season with five straight losses for the first time in school history. The 2008 Irish (4-1) have nearly reversed that trend 180 degrees in one season. The four-game improvement over the first five games of a season is the greatest ever by a Notre Dame squad.

► In fact, it is the greatest turnaround through five games by an NCAA FBS school in 10 years since South Carolina opened the 2000 season with a 4-1 record. The Gamecocks were 0-5 after five games of the 1999 season.

► Interestingly enough, that 2000 South Carolina squad was under a second-year coach that underwent a similar type turnaround in South Bend. His name... Lou Holtz.

School (Years)	Record	Record	Improvement
Notre Dame (2007-08)	0-5	4-1	+4
South Carolina (1999-00)	0-5	4-1	+4
North Carolina (2007-08)	1-4	4-1	+3
Colorado State (2007-08)	0-5	3-2	+3
Marshall (2007-08)	0-5	3-2	+3
Colorado (2006-07)	0-5	3-2	+3
Pittsburgh (2005-06)	1-4	4-1	+3
Vanderbilt (2004-05)	1-4	4-1	+3
West Virginia (2003-04)	1-4	4-1	+3
Wyoming (2003-04)	1-4	4-1	+3
Louisiana Lafayette (2003-04)	0-5	3-2	+3
Akron (2002-03)	0-5	3-2	+3
San Diego State (2002-03)	0-5	3-2	+3
Tulsa (2002-03)	0-5	3-2	+3
San Jose State (2001-02)	0-5	3-2	+3
California (2001-02)	0-5	3-2	+3
Penn State (2001-02)	1-4	4-1	+3
Pittsburgh (2001-02)	1-4	4-1	+3
Kentucky (2001-02)	1-4	4-1	+3
Minnesota (2001-02)	1-4	4-1	+3
Bowling Green (2000-01)	1-4	4-1	+3
Iowa (2000-01)	0-5	3-2	+3
Utah (2000-01)	1-4	4-1	+3
Colorado (2000-01)	1-4	4-1	+3
Rice (2000-01)	1-4	4-1	+3
Temple (1999-00)	0-5	3-2	+3
West Virginia (1999-00)	1-4	4-1	+3

► Here is a quick look at how the 2008 Irish compare to the 2007 squad.

Category	2007	2008
Overall Record	0-5	4-1
Points	46	129
Points Per Game	9.2	25.8
First Downs	62	95
Rushing Yards	152	518
Average Per Rush	0.9	3.3
Average Per Game	30.4	103.6
Passing Yards	822	1248
Att-Comp-INT	148-90-5	171-104-6
Completion Percentage	60.8	60.8
Average Per Pass	5.6	7.3
Average Per Catch	9.1	12.0
Average Per Game	164.4	249.6
TD Passes	3	12
Total Offense	974	1766
Average Per Play	3.2	5.4
Average Per Game	194.8	353.2
Fumbles-Lost	15-7	8-3
Penalties-Yards	39-318	29-239
Third Down Conversions	20/76	22/65
Sacks Allowed	29	5

WHAT A DIFFERENCE A YEAR MAKES

► Notre Dame lost both meetings with Big Ten rivals Michigan and Purdue in 2007. The Irish were outscored 71-19 in those games, including a 38-0 shutout at the hands of the Wolverines.

► Notre Dame upended both Michigan and the Boilermakers this season. They outscored the two longtime rivals, 73-38, in the meetings.

► The 35-17 rebound victory over the Wolverines is the fifth-greatest turnaround from one season to the next against the same opponent.

**Milestone Games
In 2008**

100-Yards Rushing
*Armando Allen 134 (Purdue)

100-Yards Receiving
*Golden Tate 127 (Michigan)
*Michael Floyd 115 (Stanford)
Michael Floyd 100 (Purdue)

300-Yards Passing
*Jimmy Clausen 347 (Stanford)

200-Yards Passing
Jimmy Clausen 275 (Purdue)
Jimmy Clausen 242 (MSU)
Jimmy Clausen 237 (SDSU)

Multiple Touchdowns
*Jimmy Clausen vs. Stanford 3 (passing)
*Jimmy Clausen vs. SDSU 3 (passing)
*Jimmy Clausen vs. Purdue 3 (passing)
Jimmy Clausen vs. Michigan 2 (passing)
*Robert Hughes vs. Michigan 2 (rushing)
*Armando Allen vs. Stanford 2 (rush., rec.)

Ten-Tackles (or more)
*15, David Bruton vs. Michigan
*14, Kyle McCarthy vs. SDSU
*14, Kyle McCarthy vs. Stanford
10, Kyle McCarthy vs. Michigan
*10, Brian Smith at Michigan State
10, David Bruton at Michigan State

* - individual career highs (or tying)

**Conference
Call**

► This season, Notre Dame faces teams from five different conferences. Here's a look at the conference breakdown for the 12 Irish opponents in 2008:

Big Ten (3): Michigan, Michigan State, Purdue
Pac-10 (3): Stanford, USC, Washington
BIG EAST (2): Syracuse, Pittsburgh
Mountain West (1): San Diego State
ACC (2): Boston College, North Carolina
Independent (1): Navy

► Notre Dame has had great overall success against the major conferences in the country, including the Big Ten, of which Michigan is a member:

Conference	Winning %
Western Athletic	1.000
Conference USA	.885
Mountain West	.778
BIG EAST	.734
Atlantic Coast	.717
Big 12	.667
Big Ten	.654
Pac-10	.651
SEC	.618

**2008 Notre Dame Football
Media Information**

Interview requests and media access for the 2008 Notre Dame football team are administered by lead football contact Brian Hardin and assistant football contact Michael Bertsch.

CONTACT INFORMATION

Brian Hardinbhardin2@nd.edu Michael Bertschmbertscl@nd.edu
Office: (574) 631-9471 Office: (574) 631-8642
Cell: (574) 532-4134 Cell: (574) 532-4154

NOTRE DAME FOOTBALL WEEKLY MEDIA INFORMATION

Charlie Weis Teleconferences: Coach Weis will be available for two teleconferences each week of the season. (Media looking for the teleconference number should contact Brian Hardin)

SUNDAY - 4:00-4:30 p.m. ET

- ▶ Guglielmino Athletics Complex auditorium
- ▶ This teleconference will function as a look back at the previous Saturday's game.

TUESDAY - 12:00 noon-12:45 p.m. ET

- ▶ Guglielmino Athletics Complex auditorium
- ▶ This teleconference will function as a look ahead at the upcoming weekend's opponent and other football-related issues.
- ▶ Satellite coordinates: Galaxy 28C, Transponder 12, Downlink Freq: 3940.000 MHz – Horizontal (Available from 11:45 a.m. to 12:45 p.m. ET)

THURSDAY - 6:45 p.m. ET

- ▶ Guglielmino Athletics Complex auditorium

For accredited members of the media who want to attend the weekly press conference, contact Brian Hardin or Michael Bertsch for more information. The Guglielmino Athletics Complex is located on the east side of campus, behind the Joyce Center and the Rolfs Recreation Center and just north of LaBarr Practice Fields.

The Guglielmino Athletics Complex auditorium can be accessed through "The Gug's" main entrance, which is located on the west side of the building (facing the Rolfs Recreation Center and main campus).

Both teleconferences will be broadcast live (audio & video) and archived for future use on www.und.com each week. A full transcript from each teleconference will be posted as well on the website as soon as possible.

Notre Dame Captains Teleconferences: The three Irish captains and sophomore starting QB Jimmy Clausen will be available over two teleconferences each week of the season.

WEDNESDAY - 1:30 p.m. ET

- ▶ Jimmy Clausen, David Grimes

THURSDAY - 1:30 p.m. ET

- ▶ David Bruton, Maurice Crum

PLAYER/ASSISTANT COACH POST-PRACTICE INTERVIEWS

Notre Dame player interviews are available on a rotating schedule during the week.
Tuesday: Available by request-Offensive players (not including Grimes, Clausen), Offensive Coaches; **Wednesday:** Available by request-Defensive players (not including Bruton, Crum Jr.), Defensive Coaches; **Thursday:** Available by request-Special Teams players, Brian Polian. Coach Weis will also address the media following Thursday's practice.

There is no availability for players or coaches on Monday and Friday of each game week.

NOTE - All requests for player and coordinator interviews should be sent to Brian Hardin. A detailed description of the subject matter for the interview needs to be included. Requests are due at 10:00 a.m. each day of practice. Freshmen are not available with the exception of the bye week.

PRACTICE ACCESS & POST-PRACTICE INTERVIEW LOCATION

The first 20 minutes of each practice (during the season) on Tuesday, Wednesday and Thursday are open to the media for viewing. This is generally from 5:10-5:30 p.m. ET.

Post-practice interviews will take place in the Guglielmino Athletics Complex auditorium.

OFFICIAL NOTRE DAME FOOTBALL RADIO SHOW

The weekly show will be held at Villa Maeri in Mishawaka. The show will air live on NewsTalk 960 WSBT-AM Mondays from 7:00 - 8:00 p.m. Jack Nolan will host the show along with former Irish All-American Reggie Brooks. Air dates: Sept. 2 (Tuesday), 8, 15, 22, 29; Oct. 6, 20, 27; Nov. 3, 10, 17, 24. The show is a cooperative venture between Notre Dame Sports Properties, the Notre Dame athletic department and WSBT. The show can also be heard on www.und.com.

INSIDE NOTRE DAME FOOTBALL WITH CHARLIE WEIS (TELEVISION SHOW)

Taped on Sunday nights, Inside Notre Dame Football will feature a recap of the week's contest, Notre Dame player features and more. The show can be seen locally Sunday evenings on WNDU-TV following the late local news. It will also re-air on WNDU-TV the following Saturday morning at 6:30 a.m. as well as 90 minutes prior to kickoff of Notre Dame home games. All shows can also be viewed on www.und.com beginning on Monday of each week.

All Times Eastern

Georgia Tech

1976 L, 14-23
1977 W, 69-14 64 point difference

Purdue

1969 L, 14-28
1970 W, 48-0 62 point difference

Purdue

1985 L, 17-35
1986 W, 42-9 60 point difference

Navy

1963 L, 14-35
1964 W, 40-0 61 point difference

Michigan

2007 L, 0-38
2008 W, 35-17 56 point difference

OPENERS AN INDICATOR?

Notre Dame is now 100-15-5 in season openers, but have they been foretelling of the season ahead? Take a look:

▶ The 99 previous seasons Notre Dame has won its opener, the Irish went on to post winning records 91 times (91.9%), with four losing seasons and four .500 records.

▶ The 15 seasons Notre Dame lost its opener, the Irish posted winning records six times and a losing mark eight times (with one .500 season).

▶ The five seasons Notre Dame registered a tie in its opener, the Irish had four winning records and one losing record.

FROM ACROSS THE COUNTRY

▶ Notre Dame has historically recruited from all across the country and 2008 is no different. A total of 29 different states are represented on the Irish roster. Among Football Bowl Subdivision (formerly Division IA), only Army has more states represented on its 2008 roster.

Most States Represented

Army – 35, plus American Samoa
Stanford – 24, plus two foreign countries

Notre Dame – 29

Northwestern – 23
Navy – 27
Michigan – 21, plus Canada
Nebraska – 25
West Virginia – 21
Air Force – 25
Colorado – 20

COACHING IN THE CLUTCH

Knute Rockne owns the best career winning percentage among Notre Dame coaches in games decided by seven or fewer points, at 21-1-5 (.870). Among Irish coaches with 14-plus "close games", the other top winning percentages in tight games belong to Elmer Layden (22-7-3, .734), Frank Leahy (17-5-8, .700), Tyrone Willingham (10-5, .667), Ara Parseghian (13-6-4, .652), Dan Devine (15-9-1, .620), Bob Davie (14-12, .611) and Lou Holtz (20-18-2, .525). Current head coach **Charlie Weis** owns a .700 winning percentage in such games (7-3).

NOT SO MANY NEW FACES

▶ Notre Dame had 28 different players (13 on defense, 15 on offense) register their first career start in 2007 (a total of 16 players made their first career starts the two previous seasons combined). The Irish have had just seven play-

ers (DE **Ethan Johnson**, RG **Chris Stewart**, FS **Sergio Brown**, FS **Harrison Smith**, TE **Kyle Rudolph**, WR **Michael Floyd**) make their first start in 2008.

► Notre Dame started eight true freshmen in 2007, including HB Robert Hughes, QB Jimmy Clausen, HB Armando Allen, WR Golden Tate, WR Duval Kamara, OLB Kerry Neal, OLB Brian Smith and NT Ian Williams. In comparison, the Irish have started three freshmen in 2008 (DE Ethan Johnson, TE Kyle Rudolph and WR Michael Floyd).

HOW DO THEY STACK UP?

Average weight of the offensive and defensive lines:
 ND OL 6' 5 1/5" 315.4 lbs. vs. UNC DL 6' 3 1/2" 292.5 lbs.
 ND DL 6' 2 1/3" 282.7 lbs. vs. UNC OL 6' 4 3/5" 304.0 lbs.

Average height of the receivers and the secondaries:
 ND WR/TE 6' 3" 216.0 lbs. vs. UNC DB 5' 11" 193.8 lbs.
 ND DB 6' 0 1/2" 200.0 lbs. vs. UNC WR/TE 6' 2" 221.7 lbs.

SUPER SOPHOMORES

► Notre Dame's 2007 recruiting class, which was widely considered one of the top classes in the country, experienced serious growing pains a year ago, but from the early returns from 2008 the experience was rewarding.

► The Irish have scored 18 touchdowns in 2008 and 10 have come from sophomores. RB **Armando Allen** and WR **Golden Tate** are tied for the Notre Dame lead with three touchdowns, while RB **Robert Hughes** has a pair. WR **Duval Kamara** and LB **Brian Smith** each have one touchdown. If you toss in freshman WR **Michael Floyd**, freshman TE **Kyle Rudolph** and freshman DB **Robert Blanton**, a first or second year player has scored 16 of Notre Dame's 18 touchdowns.

- Sophomore **Jimmy Clausen** has thrown 12 touchdown passes.
- The top two running backs are both sophomores.
- Tate leads the Irish in receiving yards (397), receptions (23) and touchdowns (tied, 3).
- Allen leads the Irish in rushing yards (238), yards per rush (4.8) and touchdowns (tied, 3).
- Three of the top four players in scoring and six of the top 10 are all sophomores (three others are freshman).
- The top three players in total offense and four of the top five are sophomores.
- The top two players and three of the top four in all-purpose yards are sophomores.
- Five of the top 14 tacklers on the Irish squad are sophomores (and two others are freshman).

NO TURNOVERS

► Notre Dame has gone two consecutive games (Purdue and Stanford) without committing a single turnover. The Irish had not gone two straight games without a turnover since the 2006 season when ironically enough Notre Dame went turnoverless in victories over the Boilermakers and Cardinal.

► The Irish have run 168 offensive plays since their last turnover -- a fumble by freshman WR Michael Floyd in the third quarter against Michigan State.

I'LL TAKE THAT, THANK YOU

► Notre Dame forced a pair of Stanford turnovers in the first quarter and a third late in the second, but converted just one into points. The Irish marched 80 yards following senior **David Bruton's** interception. Notre Dame has now forced 14 turnovers already this season over its first five games (the Irish forced 25 turnovers in 12 games last year). Notre Dame has converted six of those 14 turnovers into 42 points on six touchdowns.

► The Irish picked off three passes in the first half. Notre Dame had not picked off three passes in a single half since at UCLA on Oct. 6, 2007 (had four interceptions in that game - all in the second half).

TICK, TICK, TICK

Stanford's initial scoring drive of the game went for 95 yards on 14 plays and took 7:02 off the game clock. The drive is the longest of the season in terms of yards and time of possession. It is actually the longest drive by an Irish opponent since Ohio State marched 98 yards in the 2006 Fiesta Bowl. Navy had a scoring drive that lasted 8:23 on Nov. 3, 2007.

2008 Notre Dame Honors

JAMES ALDRIDGE

► Phil Steele's #30 Running Back

ARMANDO ALLEN

► Phil Steele's #18 Kick Returner

DAVID BRUTON

► Phil Steele's #19 Free Safety
 ► Jim Thorpe Award Watch List
 ► Nagurski Trophy Watch List
 ► Lindy's #12 Safety

JIMMY CLAUSEN

► Phil Steele's #26 Quarterback
 ► Maxwell Award Watch List
 ► Davey O'Brien Quarterback Award Watch List
 ► Phil Steele Heisman Contender
 ► Pro Football Weekly Heisman Watch List

DAYNE CRIST

► Lindy's #25 Freshman
 ► Lindy's #3 Freshman Quarterback

MAURICE CRUM, JR.

► Phil Steele's #11 Inside Linebacker
 ► Lott Award Watch List
 ► Nagurski Trophy Watch List
 ► Chuck Bednarik Award Watch List
 ► Lombardi Award Watch List
 ► Sporting News Honorable Mention Preseason All-American
 ► Lindy's #11 Outside Linebacker

DARIUS Fleming

► Lindy's #89 Freshman
 ► Lindy's #12 Freshman Linebacker

MICHAEL FLOYD

► Lindy's #27 Freshman
 ► Lindy's #6 Freshman Wide Receiver

JONAS GRAY

► Lindy's #72 Freshman
 ► Lindy's #5 Freshman Running Back

ETHAN JOHNSON

► Lindy's #32 Freshman
 ► Lindy's #3 Freshman Defensive End

DUVAL KAMARA

► Phil Steele's #64 Wide Receiver

TERRAIL LAMBERT

► Phil Steele's #36 Cornerback

RAESHON McNEIL

► Phil Steele's #58 Cornerback

KERRY NEAL

► Phil Steele's #49 Inside Linebacker

ERIC OLSEN

► Phil Steele's #44 Guard

MIKE RAGONE

► Phil Steele's #22 Tight End
 ► John Mackey Award Watch List

TREVOR ROBINSON

► Lindy's #37 Freshman
 ► Lindy's #8 Freshman Offensive Lineman

JOHN RYAN

► Phil Steele's #39 Outside Linebacker

KYLE RUDOLPH

► Lindy's #20 Freshman
 ► Lindy's #1 Freshman Tight End

LUKE SCHMIDT

► Phil Steele's #19 Fullback

ASAPH SCHWAPP

► Phil Steele's #8 Fullback

CHRIS STEWART

► Phil Steele's #57 Guard

MIKE TURKOVICH

► Phil Steele's #46 Guard

DAN WENGER

► Phil Steele's #32 Center

IAN WILLIAMS

► Phil Steele's #58 Defensive Tackle

SAM YOUNG

► Phil Steele's Preseason Third-Team All-American
 ► Phil Steele's #6 Tackle
 ► Lombardi Award Watch List
 ► Outland Trophy Watch List

TEAM PRESEASON UNIT RANKINGS

► Phil Steele's #23 Running Backs
 ► Phil Steele's #14 Defensive Backs
 ► Phil Steele's #1 Most Improved Team

TEAM PRESEASON NATIONAL RANKINGS

► Lindy's #59
 ► Athlon Sports #60
 ► Phil Steele # 19
 ► Pro Football Weekly # 46

**Notre Dame Football
By The Numbers**

.739 - Notre Dame's winning percentage, the second-highest in college football history.

1 - Notre Dame is the only team, college or professional, to have all of its games broadcast nationally on the radio and is the only team to have all of its home games televised nationally (NBC).

6 - College Football Hall of Fame Coaches - Jesse Harper, Lou Holtz, Knute Rockne, Frank Leahy, Ara Parseghian and Dan Devine.

7 - Heisman Trophy Winners: Angelo Bertelli (1943), Johnny Lujack (1947), Leon Hart (1949), John Latner (1953), Paul Hornung (1956), John Huarte (1964) and Tim Brown (1987).

10 - Alumni in the Pro Football Hall of Fame.

11 - National Championships - since the AP poll began in 1936 (1943-46-47-49-66-73-77-88), the most of any other school. The Irish also earned consensus national titles in 1924, 1929 and 1930 prior to the AP rankings.

12 - Unbeaten and untied seasons.

21 - Seasons in which the team has been voted the national champion by at least one selector.

28 - Bowl games in which the Irish have taken part.

31 - Unanimous first-team All-Americans -- more than any other school.

42 - College Football Hall of Fame Players.

79 - Different consensus All-Americans -- more than any other school.

99 - Percent graduation rate among football players who enter on scholarship and remain at least four years.

101 - Out of 119 years in which Notre Dame has finished with a winning record.

120 - Years of college football (including '08).

170 - Consecutive games streak televised nationally or regionally by NBC, CBS, ABC or ESPN (ended Nov. 11, 2006 at Air Force).

181 - Selections on All-America first teams.

203 - Consecutive sellouts at Notre Dame Stadium.

311 - Appearances by the Irish on network television -- more than any other school.

928 - All-time victories, second all-time in college football.

MORE, MORE BIG PLAYS

Notre Dame entered last Saturday's contest with 13 passing plays of over 20 yards. The Irish totaled five in the opening 30 minutes alone against the Cardinal. In fact, Notre Dame has recorded 11 over its last two games (had five last week against Purdue). The Irish now have 19 for the season after recording just 28 all of 2007.

THIRD QUARTER DOMINANCE AGAIN

Notre Dame surrendered 132 rushing yards on 23 carries in the first half against Stanford (5.7 average per rush), but limited the Cardinal to minus-three yards rushing on seven carries in the third quarter. The Cardinal totaled 208 yards in the opening half and averaged 5.5 yards per play, but managed just minus-three total yards in the third quarter.

IRISH BRING SACK LUNCH

▶ Notre Dame entered the game with Stanford with only one sack on the season and ranked 118th in the NCAA FBS in sacks. The Irish sacked Stanford quarterbacks five times on the afternoon.

CHECKING THE WEIS ERA RECORD BOOK

▶ The 29 pass completions by Notre Dame tied for fifth-most during the Weis' tenure, matching two totals from the 2006 campaign (Purdue tied vs. Ohio State in the Fiesta Bowl).

▶ The 40 pass attempts by the Irish ties for tenth under Weis, matching 40 attempts against Air Force in 2007.

▶ The attempts and completions combined for the sixth highest completion percentage under Weis. The Irish completed 72.5% of their passes against Stanford.

▶ The three passes picked off by the Irish were good for the second highest interception total under Weis. The only contest in which the Irish had more was at UCLA in 2007 when Notre Dame picked off four Bruin pass attempts.

▶ The five sacks for the Irish ties for the second most during the Weis years. Interestingly, the only time the Irish have surpassed five sacks under Weis was in 2005 at Stanford (seven sacks) and this marks the third time the Irish have recorded five sacks against the Cardinal.

▶ Clausen's three touchdown passes tie for seventh most under Weis, following several Brady Quinn performances while matching Clausen's career best

▶ Kyle McCarthy's 14 tackles ties for ninth-best under Weis, matching several other individual performances including his own against San Diego State this season.

**2008 Irish Among
National Leaders**

Category	Rank	Stat	National Leader	Stat
Rushing Offense	105	103.60	La.-Lafayette	331.00
Passing Offense	34	249.60	Texas Tech	439.00
Total Offense	70	353.20	Tulsa	596.00
Scoring Offense	64	25.80	Tulsa	56.40
Rushing Defense	59	139.40	TCU	22.33
Pass Efficiency Defense	35	108.43	Oklahoma	85.57
Total Defense	84	376.80	TCU	208.83
Scoring Defense	40	19.00	Kentucky	7.80
Net Punting	16	38.17	Michigan	42.09
Punt Returns	67	8.33	Oklahoma St.	27.25
Kickoff Returns	45	22.80	Kentucky	31.70
Turnover Margin	t-20	1.00	Vanderbilt	1.80
Pass Defense	90	237.40	Arizona	118.80
Passing Efficiency	36	138.25	Tulsa	209.93
Sacks	93	1.20	Texas	3.80
Tackles For Loss	100	4.60	Southern California	8.75
Sacks Allowed	t-16	1.00	Air Force	.00

Passing Efficiency			Total Offense		
Jimmy Clausen	40th	138.26	Jimmy Clausen	35th	246.80

Receptions Per Game			Receiving Yds/Game		
Golden Tate	t-80th	4.60	Golden Tate	t-37th	79.40
David Grimes	t-100th	4.25	Michael Floyd	68th	66.60

Interceptions			Punting		
David Bruton	t-35th	0.40	Eric Maust	32nd	42.00

Punt Returns			Kickoff Returns		
Armando Allen	42nd	9.43	Armando Allen	50th	23.47

All-Purpose Yards			Tackles		
Armando Allen	20th	153.80	Kyle McCarthy	t-13th	10.40
Golden Tate	94th	105.00	David Bruton	t-34th	9.00

2008 NOTRE DAME OPPONENT UPDATE

Below is a look at Notre Dame opponents' results from last week. Since 1977, when the NCAA started rating strength of schedule, Notre Dame's schedule has been rated the most difficult five times in the last 30 years (1978, 1985, 1987, 1989 and 1995).

Opponent	'08 Record	Sept. 27
San Diego State	1-4	L, 7-41 (at TCU)
Michigan	2-3	L, 20-45 (Illinois)
Michigan State	5-1	W, 16-13 (Iowa)
Purdue	2-3	L, 6-20 (#6 Penn State)
Stanford	3-3	L, 28-21 (at Notre Dame)
North Carolina	4-1	W, 38-12 (#24 UConn)
Washington	0-5	L, 14-48 (at Arizona)
Pittsburgh	4-1	W, 26-21 (at #10 USF)
Boston College	4-1	W, 38-31 (at NC State)
Navy	4-2	W, 33-27 (at Air Force)
Syracuse	1-4	BYE
USC	3-1	W, 44-10 (#23 Oregon)

LEADERSHIP COMMITTEE '08

Every spring after spring drills, the Irish coaching staff votes on the Leadership Committee, which head coach **Charlie Weis** brought to Notre Dame in 2004. The Leadership Committee consists of players who serve in an advisory role.

Player, Pos.	Cl.	Hometown
David Grimes, WR	Sr.	Detroit, Mich.
David Bruton, FS	Sr.	Miamisburg, Ohio
Maurice Crum, Jr., LB	Sr.	Tampa, Fla.
Asaph Schwapp, FB	Sr.	Hartford, Conn.
Jimmy Clausen, QB	So.	Westlake Village, Calif.
Sam Young, OT	Jr.	Coral Springs, Fla.
Terrail Lambert, DB	Sr.	Bakersfield, Calif.
Pat Kuntz, DT	Sr.	Indianapolis, Ind.
Scott Smith, LB	Sr.	Highland Park, Ill.

IN FRONT OF A FULL HOUSE

Notre Dame has played in front of sellout crowds in 206 of its previous 237 games, including 81 of its last 89 contests dating back to the Tostitos Fiesta Bowl at the end of the 2000 season (the 2001, 2003, 2005 and 2007 games at Stanford, the 2004 game vs. Navy at the Meadowlands, the 2005 game at Washington and the 2007 game at UCLA were not sellouts). At Michigan in 2003, the Irish and Wolverines attracted the largest crowd in NCAA history (111,726), marking the third time in the history of the series that an NCAA attendance record was set. Including the 2006 game at Georgia Tech, the Irish have been part of establishing a new stadium attendance record seven times since 2001. The list also includes: at Nebraska and Texas A&M in 2001, at Air Force and Florida State in 2002, home vs. Boston College in 2002, vs. Oregon State in the Insight Bowl in 2004 (the game set a Bank One Ballpark record for football configuration). Notre Dame and Michigan played before an over-capacity 111,386 at Michigan Stadium in September of 2005. At Purdue in '05, the Irish and Boilermakers played before 65,491 football fans, a Ross-Ade Stadium record (since the renovation of the facility in 2003). Penn State drew the second largest crowd in Beaver Stadium history for the meeting with the Irish last season.

Notre Dame Coaching Staff Locations



Charlie Weis
Sidelines



John Latina
Sidelines



Jon Tenuta
Press Box



Mike Haywood
Press Box



Corwin Brown
Sidelines



Rob Ianello
Sidelines



Jappy Oliver
Sidelines



Bernie Parmalee
Sidelines



Brian Polian
Sidelines



Ron Powlus
Sidelines



Kevin Loney
Press Box



Patrick Graham
Press Box

Notre Dame On The Tube, World Wide Web and Air Waves

Tuesday, Oct. 7

Noon: Coach Weis Press Conference (und.com)
7:00 pm: Notre Dame Football Radio Show (und.com, NewsTalk 960 WSBT-AM)
7:00 pm: Notre Dame Offensive Players/Coaches (und.com)
All Day: M Golf at Fighting Irish Gridiron Golf Classic

Wednesday, Oct. 8

1:30 pm: Jimmy Clausen/David Grimes Press Conference (und.com)
7:00 pm: Notre Dame Defensive Players/Coaches (und.com)
7:00 pm: M Soccer vs. Michigan State (und.com)

Thursday, Oct. 9

1:30 pm: Maurice Crum, Jr./David Bruton Press Conference (und.com)
6:30 pm: Coach Weis Press Conference (und.com)
All Day: M Tennis at ITA All-Americans

Friday, Oct. 10

3:00 pm: W Soccer at Georgetown
All Day: M Tennis at ITA All-Americans
All Day: M Tennis at Tom Fallon Invitational

Saturday, Oct. 11

6:30 am: Inside Notre Dame Football With Charlie Weis (WNDU-TV, affiliates)
2:00 pm: Inside Notre Dame Football With Charlie Weis (WNDU-TV, affiliates)
3:00 pm: ISP Radio Broadcast Pre-Game Show (affiliates, Sirius)
3:37 pm: Football vs. North Carolina (ABC)
3:37 pm: ISP Radio Broadcast, Football vs. North Carolina (960 WSBT-AM, Sunny 101.5, affiliates, Sirius)
7:00 pm: M Soccer vs. Pittsburgh (und.com)
TBA: UND.com Post-Game Show (und.com)
TBA: ISP Radio Broadcast Post-Game Show (affiliates, Sirius)
TBA: WSBT/NDSP Post-Game Show (Sunny 101.5)
2:00 pm: Volleyball vs. West Virginia (und.com)
7:07 pm: Hockey at Denver
All Day: M Tennis at ITA All-Americans
All Day: M Tennis at Tom Fallon Invitational

Sunday, Oct. 12

1:00 pm: W Soccer at Villanova
All Day: M Tennis at Tom Fallon Invitational
2:00 pm: Volleyball vs. Pittsburgh (und.com)
4:00 pm: Coach Weis Press Conference (und.com)
11:30 pm: Inside Notre Dame Football With Charlie Weis
All Day: Rowing at Head of the Rock
All Day: M Tennis at ITA All-Americans

Notre Dame Football Highlights
 und.com, hulu.com, mobiTv, NBC.com

All Times are ET.

ONLY THE BIG BOYS

Notre Dame is one of just five NCAA Division I-A programs that has never faced a non-Division I-A opponent since the current division setup was established in 1978 (the division's names have undergone a change this year, but the setup is still the same). The four remaining schools that have yet to play a non-Division I-A opponent since the advent of the current format are Michigan State, USC, UCLA and Washington.

IRISH SPECIAL TEAMS

SPECIAL TEAMS

Junior **Eric Maust** recorded an average of 42.1 per punt in 2007. Maust landed nine of his 21 punts inside the 20-yard line and recorded a long punt of 53 yards. A starting pitcher on the baseball team, Maust has punted 23 times in 2008 and averages 42.0 per boot. He already has five punts of 50+ yards and nine have been pinned inside the 20-yard line. Maust is ranked 16th in the NCAA in net punting. Notre Dame had not had a left-footed kicker since Harry Oliver in 1981 until sophomore **Brandon Walker** entered the picture in 2007. Walker served as the primary placekicker throughout the season and converted six of 12 field-goal attempts with a long of 48 yards. He also serves as the backup punter. Walker connected on his first field goal of the season with a 41-yard kick against Purdue (just 1-of-7 in 2008). Junior **Ryan Burkhart** is the kickoff specialist for the Irish after spending much of his freshman season in the same capacity. Burkhart has averaged 62.2 yards per kick and Notre Dame opponents are averaging just 15.74 per return (third in the NCAA FBS).

NOTRE DAME KICKOFF COVERAGE EXCELS ONCE AGAIN

The Irish kickoff coverage entered the contest with Purdue ranked third in the NCAA FBS allowing just 14.0 yards per return. The Boilermakers entered the game averaging 31.8 yards per return - second best in the country. Notre Dame limited Purdue to 13.9 yards per return. In fact, the Irish kept the nation's top kick returner at the time, Desmond Tardy (who averaged 40.3 coming into the game), completely out of the mix. He failed to register a single kick return, while Kory Sheets, who was 20th in the NCAA FBS at 30.5 yards per return, managed just 13.9 per return on seven kickoffs.

► Notre Dame entered the game with Stanford tops in the NCAA FBS allowing just 13.94 yards per kick return and only three kickoff returns longer than 20 yards (none longer than 27) over its first four games, but the Cardinal averaged 22.2 yards per return and registered four returns of 20 yards or more. The Irish slipped to third in the nation heading into this weekend's contest with North Carolina.

Notre Dame Football Replay Affiliates	
003 Ill/IN/IA/WIS	Comcast SportsNet Chicago
003 Chicago LP	W24AW TV 24
003 Chicago LP	W18AT TV 18
003 Chicago LP	W54BK TV 54
008 Atlanta (GA/FLA)	Comcast Sports Southeast
NC/PA/DC/MD/DEL/VA/WVA	Mid-Atlantic Sports Network
017 Cleveland and Ohio	SportsTime Ohio
017 Cleveland LP	WIVM TV & CABLE 52
020 Sacramento/Bay Area	Comcast SportsNet West
029 Raleigh LP	WARZ TV & CABLE 35
030 Nashville Dropin	WKAG TV 43
032 Columbus, OH LP	WIVN TV 29 & CABLE 99
039 Grand Rapids LP	WMKG TV & CABLE 40
048 Louisville	WYCS TV & CABLE 24
051 Providence (RI&Conn)	Cox Sports
063 Lexington	WVTNLP TV & CABLE 48
067 Wichita-Hutchinson	KGPT-TV 49
068 Roanoke	WDRL TV 24
068 Roanoke LP	WYAT TV & CABLE 40
078 Rochester, NY	WRWB TV 16/TW SpNet
084 Huntsville LP	WYAM TV 56 & CABLE 21
088 South Bend	WCWW
101 Evansville-Jasper	WJTS TV 27
103 Youngstown Cable	TJC Cable 99
152 Bangor (ME) LP	WBGR TV 33 & Cable 9
157 Binghamton LP	WBPN TV 8
157 Binghamton LP	WISF TV 15 & CABLE 27
Direct TV-WHT National	DIRECT TV 321

CARDINAL CATCH IRISH PUNT RETURN DEFENSE MAPPING

The Irish ranked 10th in the NCAA FBS in punt return defense allowing just 3.14 yards per return and no return longer than 10 yards. The Irish kept Stanford bottled up on four of their five punts last weekend, but Doug Baldwin's 38-yard return was the longest by a Notre Dame opponent all year. In fact, the Irish had allowed a total of 26 return yards over its previous 22 punts.

SPECIAL TEAMS STILL SHOW MAJOR IMPROVEMENTS

► In the final 2007 NCAA stats, Notre Dame ranked 40th in punt return defense (7.44), 89th (out of 119) in kickoff return defense (22.75) and 94th in kickoff returns (19.69).

► Over the season's first five games, the Irish have seen major improvements in all three categories.

	2007	2008	Improvement
Kickoff Return	19.69 (94th)	22.80 (45th)	3.11 yards (15.8%)
Kickoff Return Defense	22.75 (89th)	15.74 (3rd)	7.01 yards (30.8%)
Punt Return Defense	7.44 (40th)	6.18 (40th)	1.26 yards (16.9%)

► Notre Dame ranking third in the NCAA FBS in kickoff return coverage is even more impressive when you consider they have yet to register a touchback on the season and rarely have a kick even reach the end-zone. On the other hand, Kansas State and LSU, which each rank just ahead of the Irish, have benefitted from a total 13 touchbacks.

► Notre Dame has punted 23 times over its first five games, 13 have not been returned, including one touchback, two out of bounds, six downed and four fair catches. Seven other punts have been returned for three yards or less.

HELLO, ANELLO

► Senior CB **Mike Anello**, who was awarded a scholarship during fall practice, has made quite a name for himself over the past two seasons. Anello joined the squad a walk-on in 2007 and spent the entire fall camp as well as the first two weeks of the season on the scout team. After making one play after another against the Irish first team special teams unit, head coach Charlie Weis moved Anello into the starting lineup against Michigan in 2007 as a gunner opposite senior FS **David Bruton**.

► In that first career game against the Wolverines, Anello proceeded to make a solo tackle on his second ever play in a Notre Dame uniform. He finished last season with six tackles in eight games.

► Notre Dame's opponents have a total of 34 punt (11) or kickoff (23) returns in 2008. Anello has registered a tackle on 12 of those 34 opportunities.

► Anello picked up two more solo tackles in the victory over Stanford, including a solo stop following Doug Baldwin's 38-yard return (Anello missed the tackle near one sideline, only to chase him down from behind at the opposite sideline).

► Anello finished the afternoon against Purdue with three more tackles on special teams, including a solo stop on the game's opening kickoff against the nation's-then second-best kick return squad.

► Anello continued his tear on the opposition on punt and kickoff coverage against Michigan. He registered three more tackles, two solo, as well as forced a fumble and recovered another. Anello also nearly recovered a second Wolverine fumble on a punt.

► The fumble recovery set up another Irish score to make it 14-0 early in the first quarter.

► Anello was incredible in the season opener against San Diego State. He registered four solo tackles on special teams (two on punt return coverage and two on kickoff return coverage).

NOT TO BE OVERSHADOWED

► While senior CB **Mike Anello** certainly deserves much of the credit with his play on special teams, fellow senior FS **David Bruton** (the other gunner) has played a significant role. Bruton, widely considered one of the top gunners in all of college football the past two seasons, led the Irish in special teams stops the past two seasons and only Anello's 12 outdistances Bruton's seven.

ARMANDO ALLEN AWAKENS IRISH RETURN GAME

► Sophomore **Armando Allen** finally broke through in the Irish kick return game against Michigan State. Allen had five kick returns for 147 yards, including a career-best 53 yard burst in the fourth quarter.

- ▶ Over the last three games for the Irish, Allen is averaging 25.5 per return (12 kickoff returns for 306 yards).
- ▶ Allen now ranks 50th in the NCAA FBS in kickoff returns with a 23.47 average.
- ▶ The 53-yard return was the longest for an Irish player since Vontez Duff returned a kick 92 yards for a touchdown against Navy on Nov. 9, 2002.
- ▶ The 147 kickoff return yards are the second-most in the Charlie Weis era and most for any Notre Dame player since David Grimes had 145 yards against Michigan on Sept. 16, 2006.
- ▶ The 29.3 per kickoff return average was the third-best by an Irish player under Weis and highest average since Grimes averaged 33.7 per return against North Carolina on Nov. 4, 2006.
- ▶ Allen continued to take advantage of kick return opportunities (as the Irish opponents choose to not kick at sophomore WR Golden Tate).
- ▶ He had four kickoff returns for 105 yards, including a 36-yard return in the second half against Purdue.
- ▶ Allen set single-season school records for kickoff returns (33) and kick-off return yards (704) in 2007. He broke the previous school record for kickoff returns in a single-season of 26 held by Julius Jones (1999) and Tim Brown's previous school record of 698 kickoff return yards in 1986. In fact, his 45 kickoff returns and 1,002 kickoff return yards each already rank seventh in Notre Dame career history.

Kickoff Returns - Career

1.	Julius Jones	72-1678 (1999-2001, '03)
2.	Tim Brown	69-1613 (1984-87)
3.	Jim Stone	49-1079 (1977-80)
4.	Armando Allen	48-1056 (2007-)
5.	Vontez Duff	47-1230 (2000-03)
	Tony Driver	47-1083 (1997-2000)
7.	Raghib Ismail	46-1271 (1988-90)
8.	Terry Eurick	32-739 (1974-77)

Kickoff Return Yards - Career

1.	Julius Jones	72-1678 (1999-2001, '03)
2.	Tim Brown	69-1613 (1984-87)
3.	Raghib Ismail	46-1271 (1988-90)
4.	Vontez Duff	47-1230 (2000-03)
5.	Tony Driver	47-1083 (1997-2000)
6.	Jim Stone	49-1079 (1977-80)
7.	Armando Allen	48-1056 (2007-)
8.	Allen Rossum	29-891 (1994-97)
9.	Emmett Mosley	30-778 (1993-96)
	Clint Johnson	27-778 (1999-93)

MAKING THE MAUST OF THE SITUATION

- ▶ Junior P **Eric Maust** had the unenviable task of replacing one of the top punters in Irish history, but the dual sport athlete has picked up right where Geoff Price left off in 2006 and 2007.
- ▶ Maust has punted 23 times in 2008 for 966 yards, good for a 42.0 average. His 38.17 net punting ranks 16th best in the NCAA FBS.
- ▶ Maust punted five times against Stanford for a 41.4 average and dropped a pair inside the Cardinal 20-yard line, including a game-high 50 yard boot that left Stanford at its own three-yard line.
- ▶ Maust also extended his streak of games with a punt pinned inside the 20-yard line to nine in which he has punted.
- ▶ Maust has already bombed five punts of over 50 yards, including two against Michigan (despite horrendous weather conditions).
- ▶ Maust had gone six consecutive games with a pair of punts that were downed inside the opponents' 20-yard line before failing to do so against Purdue (managed just one) on two punts, but with the two against Stanford has done so in seven of Notre Dame's last eight games.
- ▶ Maust punted just twice in the 38-21 victory over Purdue, but the junior recorded a career-best 54 yarder in the first half.
- ▶ Maust has also dropped nine inside the opponents 20-yard line. In fact, he has dropped 18 inside the 20-yard line already in his career (on just 44 punts).
- ▶ Maust's hang time and directional punting has helped the Irish punt coverage team rank 40th best in the NCAA FBS with a 6.18 per return average.

IRISH OFFENSIVE NOTES

OFFENSIVE LINE

▶ Notre Dame started one of its most inexperienced offensive lines in years last season (as four different players registered their first career starts), but a benefit from last season's struggles is that the 2008 offensive line now is full of experienced hands. Three returning players started all 12 games last season — and two more started six and five games, respectively. Junior **Sam Young** has started all 30 games in his career at tackle and is the most experienced returning player on the Irish offensive line. He opened the first 15 games at right tackle before sliding over to left tackle following the second game of his sophomore season, but returned to RT this season. Young is the only Notre Dame offensive lineman to start every game through his first two seasons since freshmen regained eligibility in 1972. Seniors **Paul Duncan** and **Mike Turkovich** had not earned meaningful minutes prior to starting all 12 games last year. Duncan started the first two games at left tackle, then switched with Young and played the final 10 contests at right tackle. Turkovich had only played in 16 games prior to 2007, but he started every game at left guard for the Irish. Juniors **Eric Olsen** and **Dan Wenger** both saw valuable playing time in 2007, but they did it at different points of the season and in different ways. Olsen did not start until midway through last year, but once he opened at right guard against UCLA, Olsen never relinquished his opportunity. He started the final six games of the campaign. Wenger opened the season as the starting right guard and played three games there before an injury forced him to the sidelines. After missing the middle portion of the schedule, he returned to start the final two contests at center. Wenger's natural position is center. Fellow junior **Chris Stewart** worked his way up the depth chart and has started each of the first three games in 2008. In fact, the entire quintet of Turkovich, Stewart, Wenger, Olsen and Young have started every game this season.

▶ The quintet has already seen major improvements from a year ago. Here a just a few noticeable upgrades:

- ▶ Notre Dame surrendered an NCAA record 58 sacks in 2007, but the Irish did not allow a single sack over their first two games of 2008 (first time since 2003 Notre Dame has gone consecutive games without allowing a sack).
- ▶ The Irish have allowed just five sacks over their first five games. Notre Dame ranks tied for 16th in the NCAA FBS in fewest sacks allowed. The

Inside Notre Dame Football Affiliates	
001 New York (NY/NJ/CN/PA)	SNY Sports Net New York Sports Net New York (SNY)
003 Chicago LP	W54BK TV 54
003 Chicago LP	W18AT TV 18
003 Chicago LP	W24AW TV 24
003 Chicago (IL/IN/IA/WI)	Comcast SportsNet Chicago
FLORIDA	Sun Sports Network
DC/DEL/MD/NC/PA/VA/WVA	Mid Atlantic Sports Network (MASN)
IL/IN/MO/NE/KA/IA	Fox Sports Midwest
New England	New England Sports Network (NESN)
016 Cleveland & all Ohio	SportsTime Ohio (Indians)
016 Cleveland LP	WIVM TV & CABLE 52
022 Pittsburgh	Fox Sports Pitt (PA,WV,NY,MD,OH)
032 Columbus, OH LP	WIVN TV 29 & Cable 99
048 Louisville	WYCS TV & CABLE 24
051 Providence (RI&Conn)	Cox Cable Sports
055 Fresno	KNXT-TV
067 Wichita	KGPT TV49
068 Roanoke	WDRL TV 24
068 Roanoke LP	WYAT TV 40 & Cable 99
072 Toledo	WMNT-TV
078 Rochester, NY	WRWB TV 16/Time Warner SportsNet
081 Shreveport	KSHV TV 45
084 Huntsville LP	WYAM TV 56 & CABLE 21
088 South Bend-Elkhart	WNDU-TV
101 Evansville-Jasper	WJTS TV 27
103 Youngstown	TJC Cable 99
157 Binghamton LP	WBPN TV 8
Direct TV WHT-National	DIRECT TV 321
Sky Angel-IPTV-National	
Comcast On-Demand	Notre Dame On-Demand
Worldwide	und.com

ranking is even more impressive when you consider that the five Irish opponents (San Diego State, Michigan, Michigan State, Purdue and Stanford) have totaled 45 sacks in their other games. The Wolverines rank tied for 16th in the NCAA FBS in sacks (13.0) despite getting shutout by the Notre Dame offensive line. The Cardinal managed just one against the Irish and they still rank tied for 25th.

► In last season's 38-0 defeat at Michigan, the Irish allowed eight sacks and was limited minus-six yards rushing on the afternoon. In the 35-17 Irish victory earlier this season, Notre Dame did not allow the Wolverines a single sack (even though they averaged 4.0 sacks per game -- tops in the NCAA entering the contest) and rushed for 113 yards. The Wolverines had allowed 83 yards on the ground over their first two games combined.

► The Irish entered their game against Purdue with 234 yards rushing over their first three games of the season combined (ranked 111th in the nation at 78.00 per game). In fact, Notre Dame managed just 16 yards on the ground in the 23-7 loss at Michigan State the week prior, but the Irish racked up 201 yards on 40 carries last week against Purdue. The 201 yards rushing were the most for the Irish since they picked up 220 against Duke on November 17, 2007 at Notre Dame Stadium.

QUARTERBACKS

► No Notre Dame freshman quarterback had ever started his first game for the Irish prior to the fourth week of the season until sophomore **Jimmy Clausen** opened under center in the second game of the 2007 season at Penn State. Clausen started nine games for the Irish and etched his name throughout the Notre Dame record books. He equaled the school record for starts by an Irish freshman quarterback and finished second

on the following freshman quarterback single-season lists: passing yards, completions and completion percentage.

► Senior **Evan Sharpley** epitomized the role of a quality backup in 2007. Called upon in eight games, Sharpley never skipped a beat as the Irish signal caller. He entered when Clausen was injured at Purdue and passed for 208 yards with two TDs and one interception — and then started against USC and Navy. A member of the Irish baseball team, Sharpley missed most of spring practices due to his baseball commitment where he led the team in home runs. Freshman **Dayne Crist**, a 6-4, 230-pounder from California who was a Parade All-American last year and one of six finalists for the U.S. Army Player of the Year Award, as well as **Nate Montana** (son of NFL Hall of Famer and former Irish legend Joe) also join the mix this fall.

CLAUSEN CONTINUES TO DEVELOP

► Sophomore QB **Jimmy Clausen** picked up his 14th career start last week against Stanford and eighth straight as the Irish signal caller.

► Finished the first half 16-of-21 for 221 yards and two touchdowns.

► Surpassed 300 yards for the first time in his career.

► Became the first Irish quarterback other than Brady Quinn to eclipse 300 yards passing in a single game since Jarius Jackson threw for 317 against Pittsburgh on Nov. 13, 1999.

► The three touchdown passes give Clausen 12 for the season and 19 for his career.

► Clausen has now registered multi-touchdown passes on six different occasions over his career - all over Notre Dame's last eight games.

► In fact, he has thrown at least three TD passes three times in 2007 and five times in his career -- all over Notre Dame's last eight games.

► Clausen has thrown for a total of 622 yards over the last two Irish games (275 against Purdue and 347 last week against Stanford).

► It is the most passing yards by a Notre Dame quarterback in consecutive weeks since Brady Quinn totaled 641 in victories over Navy and North Carolina in 2006.

► The 29 completions and 347 yards were both career-highs.

► Clausen completed a career-high six passes longer than 20 yards against Stanford. The six passes went to five different receivers. He has totaled 19 throws of at least 20 yards this season after throwing 13 in 10 games last year.

► Since sitting out two games to recover mentally and physically in 2007, Clausen has started eight consecutive games for the Irish. He has completed 60.8 percent of his passes for 1,884 yards with 18 touchdowns and helped Notre Dame to a 6-2 record during that stretch.

► Clausen missed on his first three pass attempts to open the game against Purdue, but connected on the next five straight passes to close the first quarter (extended streak to six early in the second quarter before an incompleteness in the Purdue end zone).

► After Purdue grabbed a 14-7 lead, Clausen led Notre Dame on a six-play, 65-yard scoring drive capped off by a touchdown pass to sophomore WR **Golden Tate**.

► Completed 3-of-4 passes on the drive for 61 yards, including a 38-yard pass to freshman WR **Michael Floyd**.

► Added two more touchdown passes in the third quarter, one to freshman TE **Kyle Rudolph** and another to senior WR **David Grimes**.

► Clausen has now made 14 career starts for Notre Dame. Here is an interesting look at his noticeable improvement:

	First Seven Starts	Next Seven Starts
Completions	99	139
Attempts	175	225
Completion Percentage	56.6%	61.8%
Passing Yards	830	1,638
Touchdowns	4	15
Interceptions	5	7
Passing Yards Per Game	118.6	234.0
Efficiency Rating	98.2	138.7
Notre Dame's Record	1-6	6-1

**Irish In
The NFL**

AFC

Pos	Player	Team
S	Tom Zbikowski	Baltimore Ravens
LB	Corey Mays	Cincinnati Bengals
S	Chinedum Ndukwe	Cincinnati Bengals
C	Dan Santucci^	Cincinnati Bengals
QB	Brady Quinn	Cleveland Browns
T	Ryan Harris	Denver Broncos
DE	Anthony Weaver	Houston Texans
RB	Darius Walker*	Houston Texans
G	Dan Stevenson^	Houston Texans
P	Hunter Smith	Indianapolis Colts
DT	Derek Landri	Jacksonville Jaguars
TE	Anthony Fasano	Miami Dolphins
OL	Mark LeVoir	New England Patriots
CB	Mike Richardson*	New England Patriots
C	Sean Mahan	Pittsburgh Steelers
P/K	Craig Hentrich	Tennessee Titans

NFC

Pos	Player	Team
DE	Bertrand Berry	Arizona Cardinals
G/T	Mike Gandy	Arizona Cardinals
TE	John Owens	Detroit Lions
RB	Ryan Grant	Green Bay Packers
LS	J. J. Jansen^	Green Bay Packers
C	John Sullivan	Minnesota Vikings
K	John Carney	New York Giants
DE	Justin Tuck	New York Giants
DE	Renaldo Wynn	New York Giants
DE	Victor Abiamiri	Philadelphia Eagles
DT	Trevor Laws	Philadelphia Eagles
WR	Arnaz Battle	San Francisco 49ers
CB	Allen Rossum	San Francisco 49ers
TE	John Carlson	Seattle Seahawks
RB	Julius Jones	Seattle Seahawks
C	Jeff Faine	Tampa Bay Buccaneers
WR	Maurice Stovall	Tampa Bay Buccaneers

* - practice squad
^ - injured reserve

► Here is a quick comparison of Clausen's sophomore stats (through five games) against the previous top sophomore passing seasons by Notre Dame quarterbacks in school history.

	Jimmy Clausen	Brady Quinn	Ron Powlus
Completions	104	191	124
Attempts	171	353	217
Completion Percentage	60.8%	54.1%	57.1%
Passing Yards	1,248	2,586	1,853
Touchdowns	12	17	12
Interceptions	6	10	7
Passing Yards Per Game	249.6	215.5	185.3
Efficiency Rating	138.26	125.87	140.67

- Clausen has thrown at least three touchdown passes in five of his last eight games and posted multiple TD pass games six times over the stretch.
- Battling an injury in 2007, Clausen connected on just four passes over 35 yards last season, but the second-year signal caller has already registered seven such passes over the first five games.
- Clausen posted then career-highs in both completions (24) and attempts (41) against Michigan State. He also threw for 242 yards, fourth-most in his Irish career.
- Clausen struggled in the first-half against Michigan State (just 7-of-14 for 79 yards and two INTs), but rebounded with a stellar second-half in which he started 17-of-21 for 163 yards and a touchdown before missing his final six attempts.
- Clausen tossed a pair of touchdowns in the 35-17 victory over Michigan. Clausen hooked up with fellow sophomores WR **Duval Kamara** and WR **Golden Tate**.
- The 48-yard touchdown pass to Tate against Michigan was Clausen's longest of his career, but stood for only eight minutes on the game clock.
- Clausen again connected with Tate for 60 yards to set up another Notre Dame touchdown against the Wolverines.
- The 60-yard passing play from Clausen to Tate was the fourth-longest passing play under Weis.
- The 60-yard passing play was the longest for the Irish since Brady Quinn connected with John Carlson for a 62-yard TD reception against Michigan State on Sept. 23, 2006.
- With Notre Dame trailing 13-7 and 11:55 to go in the fourth quarter in the season opener against San Diego State, Clausen proceeded to complete 8-of-his-final-9 passes for 98 yards and two touchdowns (led Notre Dame on scoring drives of 80 and 55 yards) to secure the come-from-behind victory.
- Over the final three games of 2007 and the contest with San Diego State, Clausen tossed nine touchdown passes and three interceptions. He completed 78-for-138 (.565) and 873 yards over those four games.
- Clausen's previous best passing afternoon came against Air Force on Nov. 10, 2007. He completed 22-of-40 for 246 yards and three touchdowns.

RUNNING BACKS

- One of the deepest positions on the team in terms of talent and versatility is the running back spot. The top three rushers from 2007 all return, featuring styles that complement one another. Those three combined to start 10 games last year and rushed for 1,105 yards and four TDs.
- Junior **James Aldridge** (26 car., 84 yards, 3.2 avg.) started five games in 2007 and led the Irish with 463 yards on 121 carries. Aldridge did not play in the season opener, but returned to the lineup against Michigan and rushed for 28 yards on nine carries against the Wolverines. He added four carries for 13 yards against Michigan State. Aldridge rushed for a season-high 34 yards and registered a season-high 17 yard carry against Purdue. He had five rushes for for nine yards in the victory over Stanford.
- Sophomore **Armando Allen** (50 car., 238 yards, 4.8 avg., two TD) showed flashes of his game-breaking speed last year, but he was seldom able to rip off big gains in 2007. Allen's longest run was 15 yards and his longest reception went for 16 yards, however the dual-threat option he presents as a rusher and receiver combined with his elite speed adds another dimension to the Irish backfield.
- Fellow sophomore **Robert Hughes** (50 car., 168 yards, 3.4 avg., two TDs) burst onto the scene in the final two games last year, featuring a power running game not seen by a Notre Dame player in a number of years. With just 18 carries through the first 10 games, Hughes became

the workhorse versus Duke and Stanford by rushing a combined 35 times for 246 yards (7.0 avg.) and two TDs. Hughes became the first freshman running back at Notre Dame to surpass 100 rushing yards in consecutive games since Allen Pinkett in 1982.

► Returning from a knee injury that sidelined him for most of the 2006 season, senior **Asaph Schwapp** started seven games a year ago and served as the lead fullback in every game. Schwapp was the lead blocker for the aforementioned three running backs and also rushed 12 times in 2007, gaining 14 yards.

AR(MAN)DO TO BE RECKONED WITH

- Sophomore HB **Armando Allen** picked up his first career multi-touchdown game last week against Stanford.
- Allen recorded his third start of the season, second straight game and seventh of his career last week.
- The 20-yard reception on Notre Dame's opening drive of first quarter was the longest of his career.
- He quickly bested that career-best reception with a 21-yard touchdown pass from sophomore **Jimmy Clausen** to give the Irish a 7-0 lead.
- The touchdown was his first receiving TD of the season and second of his career.
- Allen added his third touchdown of the season on a three-yard rush to give Notre Dame a 14-7 second-quarter lead.
- The touchdown was Allen's third overall and second rushing of the season.
- Allen now has four career touchdowns.
- His seven receptions and 61 receiving yards were both career-highs (previous high was six and 35 set last season on Sept. 8, 2007 at Penn State).
- Allen eclipsed the 150 all-purpose yards against Stanford for the sixth time in his career and fourth time in 2008.
- Against Purdue, finished with a career-best 134 yards rushing, good for a 7.9 per carry average (the 7.9 per carry average was the highest for a Notre Dame player since Darius Walker averaged 10.2 against Air Force on Nov. 11, 2006)
- Totaled 247 all-purpose yards (-1 on punt returns, 105 on kick returns, 134 in rushing and nine in receiving)
- Ripped off a 16-yard rush early in the second quarter against the Boilermakers.
- Added a career-best 21-yard burst up the middle on the scoring drive to open the second half.
- Capped the five play, 81 yard drive with a 16-yard touchdown run (the first of his career).
- Rushed for 45 yards on the drive alone (entered the game with just 71 yards rushing the entire season).
- Equaled his career-best run with two more 21 yard gallops on Notre Dame's second drive of the second half.
- Prior to the meeting with Purdue, Allen's longest run was 15 yards, but he had five runs of longer than 15 yards against the Boilermakers.
- Eclipsed 100 yards against the Boilermakers for the first time in his career (previous career-high was 91 yards against Navy on Nov. 3, 2008)
- The 247 all-purpose yards against Purdue were the most by an Irish player since Julius Jones had 255 against Pittsburgh in 2003 (rushed for 262 yards).

MOST ALL-PURPOSE YARDS IN SINGLE-GAME HISTORY

	Total	Rush	Rec.	PR	KR	Year (Opponent)
1. Willie Maher	361	107	-	80	174	1923 (Kalamazoo)
2. George Gipp	357	150	-	50	157	1920 (Army)
3. Tim Brown	294	15	126	21	132	1987 (Boston College)
4. Tim Brown	284	19	184	-	81	1986 (Navy)
5. Jim Seymour	276	-	276	-	-	1966 (Purdue)
6. Tim Brown	275	-4	72	150	57	1987 (Michigan State)
7. Raghieb Ismail	268	100	24	-	144	1990 (Miami, Fla.)
8. Vagas Ferguson	263	255	8	-	-	1978 (Georgia Tech)
9. Phil Carter	257	254	3	-	-	1980 (Michigan St.)
10. Julius Jones	255	262	-7	-	-	2003 (Pittsburgh)
-- Armando Allen	247	134	9	-1	105	2008 (Purdue)

► He had 198 all-purpose yards, including eight on the ground, 20 in the air, 147 on kickoff returns, including a career-best 53-yard return, and 23 on punt returns in the loss at Michigan State. Allen recorded 158 in the season opener against San Diego State. He registered 59 yards on the ground, 18 in the air, 46 in kickoff returns and another 35 on punt returns.

▶ Allen totaled 1,176 all-purpose yards in 2007. He led Notre Dame with six receptions against Penn State and returned three kicks for 67 yards. Allen registered 110 all-purpose yards in his first career game with Notre Dame versus Georgia Tech. Allen recorded 84 kick return yards on five tries and 25 yards rushing on three carries. He also added a reception for one yard.

THOSE AREN'T BOOS, THEY'RE HUGHES

- ▶ Sophomore HB **Robert Hughes** finished 2007 with 294 yards rushing on 53 carries and four touchdowns. He totaled 246 of those yards on 35 carries over the season's final two games. Hughes became the first Notre Dame freshman tailback to eclipse 100 yards rushing in consecutive weeks since Allen Pinkett during the 1982 season. Pinkett rushed for 129 yards against Navy (Oct. 30) and 112 yards against Pittsburgh (Nov. 6).
- ▶ Hughes leads the Irish in carries (58) and rushing touchdowns (tied, 2).
- ▶ Hughes totaled 26 yards rushing on nine carries in the 38-21 rout of Purdue last weekend.
- ▶ Hughes registered a well-earned 79 yards on 19 carries in the 35-17 victory over Michigan.
- ▶ The Wolverines were allowing just 1.1 yards on the ground per rush and just over 30 total yards per game, but Hughes averaged 4.2 yards per carry.
- ▶ Hughes registered his fifth career touchdown giving the Irish a 7-0 lead over the Wolverines at 11:52 of the first quarter.
- ▶ Hughes added his second rushing touchdown of 2007 and sixth of his career to give Notre Dame a 28-10 lead with 8:47 to go in second quarter.
- ▶ Hughes opened the season against San Diego State with 54 yards on 17 carries.

NOTRE DAME RUNNING ATTACK AWAKENS

The Irish entered the Purdue game with 234 yards rushing over their first three games of the season combined (ranked 111th in the nation at 78.00 per game). Notre Dame racked up 201 yards on 40 carries against the Boilermakers. The 201 yards rushing were the most for the Irish since the rushing attack picked up 220 against Duke on November 17, 2007 at Notre Dame Stadium.

WIDE RECEIVERS

- ▶ The entire wide receiver group returns in 2008 as the Irish look to return to the aerial assault applied in 2005 and 2006. Six receivers combined to catch 117 passes for 1,252 yards with eight TDs in 2007 — and the two leading receivers were a sophomore and a freshman.
- ▶ Senior tri-captain **David Grimes** (17 rec., 163 yards, 9.6 avg., two TDs) is the veteran leader of the bunch. Grimes, who did not see the field against Michigan State, is the lone player outside of the freshman or sophomore class to score a touchdown this season. He returned to the lineup against Purdue with four receptions for 65 yards, including a 30-yard score. Grimes had a season-high seven catches for 60 yards, including a 23-yard grab last week against Stanford.
- ▶ Junior **Robby Parris** (5 rec., 22 yards, 4.4 avg.) tallied the most receiving yards by an Irish wide receiver last year (361) and had the highest average yards per reception total (12.4) among receivers with at least 10 receptions. Parris started four games in 2007 and flashed his big-play potential as he led the team with eight receptions of at least 20 yards and recorded over 90 yards receiving in two games (93 yards at Purdue, 94 yards vs. Boston College), but has battled an injury through the pre-season is still looking to regain top form.
- ▶ Following a strong freshman season that saw him named an honorable mention freshman All-American by *The Sporting News*, sophomore **Duval Kamara** (4 rec., 45 yards, 11.2 avg., 1 TD) looks to grow the connection forged with quarterback **Jimmy Clausen**. Kamara set the Irish freshman record for most receptions (32) by a first-year wide receiver (breaking Tim Brown's school record of 28) and also set the Notre Dame record for most TD receptions by a freshman (4). Kamara registered a catch in each of the first two games for Notre Dame, including a 10-yard touchdown against Michigan to give the Irish a 14-0 first quarter lead, but has been limited to just a single reception in each of the first five games for Notre Dame.
- ▶ Notre Dame has also seen the emergence of sophomore **Golden Tate** (23 rec., 397 yards, 17.3 avg., 3 TDs). The Hendersonville, Tenn., native showed flashes of brilliance in 2007 (four of his six receptions exceeded 20 yards), highlighted by his three catches, 104 yards and one touchdown performance against Purdue. Tate has already exceeded his

entire reception output from a year ago and leads the Irish in receptions and receiving yards. He has hauled in passes of 30, 30, 38, 38, 45 and 60 yards over the first five games. Tate is 1-37th in the NCAA in receiving yards per game (79.40), 80th in receptions per game (4.6) and only four other WR in the nation (with at least 4.6 receptions per game) have a higher average per catch than Tate's 17.3.

▶ Freshman **Michael Floyd** was the Gatorade Player of the Year in Minnesota as a junior and a senior and was a USA Today first-team All-American. The rookie picked up his first career start against Michigan and not only became the first Irish freshman to register a TD catch in a season opener (San Diego State), but also became the first freshman to register Notre Dame's first points of a season by touchdown. Floyd has 21 receptions for 333 yards on the season. He set a new freshman record with seven receptions against Michigan State. Floyd led Notre Dame with 86 receiving yards, including a 26-yard touchdown. He recorded his first career 100 yard receiving game against Purdue. He hauled in six passes for 100 yards, including a 38-yard pass play from sophomore QB **Jimmy Clausen**.

MICHAEL FLOYD: ANOTHER BRICK IN IRISH RECEIVING WALL

- ▶ Freshman WR **Michael Floyd** has already made a name for himself for the Irish.
- ▶ Floyd picked up his third career receiving touchdown on a 48-yard pass from sophomore **Jimmy Clausen**.
- ▶ The 48-yard catch was the longest of his career.
- ▶ Eclipsed 100 yards receiving for the second time in his career and second consecutive week.
- ▶ Became the first Notre Dame wideout to eclipse 100 yards in consecutive weeks since Jeff Samardzija on Nov. 4 (North Carolina) and Nov. 11 (Air Force) of 2006.
- ▶ Became the first Irish freshman wide receiver with consecutive 100 yard receiving games since Joe Howard on Oct. 31 (Navy) and Nov. 7 (Georgia Tech) of 1981 -- just the second ever to accomplish the feat.
- ▶ Floyd is the fourth different freshmen in the last 20 years whose first career catch was a touchdown. The others were Raghieb "Rocket" Ismail and Derek Brown in 1988, and Derrick Mayes in 1992 -- mighty impressive company for Floyd to join.
- ▶ Registered a 38-yard reception on Notre Dame's six-play, 65-yard scoring drive that tied the score, 14-14, late in the first half against Purdue.
- ▶ Had five catches for 93 yards in the first half alone against the Boilermakers.
- ▶ Finished the contest with six catches for 100 yards, making him only the second Irish freshman to have at least 100 receiving yards since Derrick Mayes in 1992 against Pittsburgh.
- ▶ The Boilermakers were the victims the most recent time it happened when sophomore WR **Golden Tate** had 104 yards on three catches with one touchdown in West Lafayette in 2007.
- ▶ Floyd's seven receptions for 86 yards in the loss at Michigan State were are a single-game record by a Notre Dame freshman, breaking the six **Duval Kamara** had last year at Purdue (68 yards) and Stanford (93 yards), and the six running back **Armando Allen** had (for 38 yards) in 2007 at Penn State.
- ▶ Floyd is having one of the top receiving seasons by any freshman across the country in NCAA FBS.

RECEPTIONS PER GAME (FRESHMEN)

Name, School	Rec.	Yds	Avg.	TD	Rec./G
Tyron Carrier, Houston	34	295	8.68	3	6.80
Patrick Edwards, Houston	33	408	12.36	2	6.60
DeAndre Brown, Southern Miss.	23	370	16.09	3	4.60
Martavious Odoms, Michigan	23	253	11.00	0	4.60
A.J. Green, Georgia	22	388	17.64	3	4.40
Josh Chichester, Louisville	17	188	11.06	1	4.25
Michael Floyd, Notre Dame	21	333	15.9	3	4.20

RECEIVING YARDS PER GAME (FRESHMAN)

Name, School	Rec.	Yds	Avg.	TD	Avg./G
Malcolm Beyan, MTSU	18	413	22.94	4	82.60
Patrick Edwards, Houston	33	408	12.36	2	81.60
A.J. Green, Georgia	22	388	17.64	3	77.60
DeAndre Jones, Southern Miss	23	370	16.09	3	74.00
Michael Floyd, Notre Dame	21	333	15.86	3	66.60
Ryan Broyles, Oklahoma	13	256	19.69	3	64.00
Damaris Johnson, Tulsa	19	301	15.84	5	60.20
Tyron Carrier, Houston	33	293	8.88	3	58.60
T.Y. Hilton, Florida International	8	284	35.50	3	56.80

► Freshman WR **Michael Floyd** is on pace to shatter rookie receiving marks in receptions, receiving yards and touchdowns.

Player (Year)	Rec.	Yds.	Avg.	TD
^Michael Floyd (2008)	50	799	16.0	7
Duval Kamara (2007)	*32	357	11.2	*4
Tony Hunter (1979)	27	*690	25.6	2

^projected numbers over 12-game regular season
* previous Notre Dame rookie single-season records

► Here is a look at how Floyd's freshman season could rate against the rookie campaigns of Notre Dame's top five all-time leaders in career receptions (does not include Tom Gatewood [1968] or Jim Seymour [1965], who were not eligible to play as freshman).

Player (Year)	Rec.	Yds.	Avg.	TD
^Michael Floyd (2008)	50	799	16.0	7
Jeff Samardzija (2003)	7	53	7.6	0
Rhema McKnight (2002)	9	91	10.1	0
Tim Brown (1984)	28	340	12.1	1
Maurice Stovall (2002)	18	312	17.3	3
Derrick Mayes (1992)	10	272	27.2	3

^projected numbers over 12-game regular season

Floyd was widely considered one of the top three freshman wide receivers entering the 2007 season, along with Julio Jones of Alabama and A.J. Green of Georgia. Floyd more than represents himself when compared to the other freshman phenoms.

Player	Rec.	Yds.	Avg.	Rec./G	Yds./G	TD
Michael Floyd, Notre Dame	21	333	15.9	4.2	66.6	3
Julio Jones, Alabama	19	278	14.6	3.2	46.3	4
A.J. Green, Georgia	22	388	17.6	4.4	77.6	3

- Floyd recorded a career-high seven receptions at Michigan State.
- Added his second career touchdown reception (a 26-yard pass play from Clausen with 14:51 to go in the fourth quarter) against the Spartans.
- Registered four catches that gave the Irish a first down.
- Those seven receptions were the most by an Irish receiver since Jeff Samardzija had eight against LSU in the 2007 Sugar Bowl
- The seven receptions are also the most ever by a Notre Dame freshman receiver (most by a freshman at any position as well). The previous school record by an Irish rookie was six set last season on two different occasions by sophomore WR **Duval Kamara**.

Player (Year)	Rec.	Yds.	Avg.	TD
Michael Floyd (at MSU, 9.20.08)	7	86	12.3	1
Duval Kamara (at Purdue, 9.29.07)	6	68	11.3	1
Duval Kamara (at Stanford, 11.24.07)	6	93	15.5	0

FOLLOW THE GOLDEN RULE

- Sophomore WR **Golden Tate** has blossomed into one of the most improved wide receivers in the country.
- Tate ranks t-37th in the NCAA FBS in receiving yards per game (79.40) and t-80th in receptions per game (4.60).
- Among players with at least 4.60 receptions per game, Tate ranks fifth in the NCAA FBS with a 17.3 per reception average.
- Tate has recorded five receptions of 30 yards or longer through the first five games for Notre Dame. That number exceeds the total by the entire Irish receiving corp in 2007 (three).
- Tate hauled in his third TD reception of the year in the rout of Purdue.

- Finished with five receptions for 64 yards (12.8 yards per catch), including a 38-yard grab against the Boilermakers.
- Tate has 397 yards receiving on 23 catches through five games. Here is how Tate compares through five games to the five previous top single seasons in receiving.

Player (Year)	Rec.	Yds.	Avg.	TD
Tom Gatewood (1970)	38	679	17.9	5
Jack Snow (1964)	34	595	17.5	5
Jeff Samardzija (2005)	28	499	17.8	8
Maurice Stovall (2005)	25	423	16.9	2
Golden Tate (2008)	23	397	17.3	3
Jeff Samardzija (2006)	27	319	11.8	4

► Tate is just shy of the needed pace to eclipse 1,000 receiving yards in the regular season, but could challenge Jeff Samardzija's school record 1,249 yards in 2005 with a 13th game.

Player (Year)	Rec.	Yds.	Avg.	TD
Jeff Samardzija (2005)	77	1,249	16.2	15
*Golden Tate (2008)	60	1,032	17.2	8
Maurice Stovall (2005)	69	1,149	16.7	11
Tom Gatewood (1970)	77	1,123	14.6	7
Jack Snow (1964)	60	1,114	18.6	9
Jeff Samardzija (2006)	78	1,017	13.0	12

* projected over 13 games

► Recorded Notre Dame's longest rush of the season with his 24-yard scamper on a reverse midway through the first quarter (also gave the Irish their initial first down of the afternoon) against Michigan State.

► Finished the afternoon against the Spartans with five receptions for 83 yards - marking the third straight game with at least 80 yards receiving.

► Registered four catches that gave the Irish a first down.

► Tate flashed glimpses of his athletic ability in 2007. Tate had three receptions for 104 and a touchdown against Purdue and not only became the first freshman to catch a touchdown pass since Maurice Stovall (2002 against Rutgers), but also became the first Notre Dame freshman to surpass 100 yards receiving in a game since Derrick Mayes (100 yards on two catches) against Pittsburgh on Oct. 10, 1992.

► Tate only managed three receptions the rest of the season, but exploded onto the scene in the season-opener against San Diego State. He hauled in six catches for 93 yards, including a 38-yard touchdown pass to give the Irish a 14-13 fourth-quarter lead.

► Tate continued his development in the victory over Michigan. The speedster hauled in four passes for 127 yards, including a 48-yard TD strike from fellow sophomore **Jimmy Clausen**.

► The 48-yard reception against the Wolverines was Tate's longest of his career, but for only eight minutes on the game clock.

► Tate hauled in a slant pattern and raced 60 yards to set up another Notre Dame touchdown.

► The 60-yard reception was the longest for the Irish since John Carlson hauled in a 62-yard TD grab against Michigan State on Sept. 23, 2006.

► Tate eclipsed 100 yards receiving for the second time in his career against the Wolverines.

► Tate registered 116 yards on three catches in the first half, besting his previous career high of 104 yards against Purdue on Sept. 29, 2007.

► Tate's 31.8 per catch average (minimum three receptions) was the second-highest single-game average by a receiver in the Weis era.

► Tate has the best single-game average of 34.7 (3-104) set against Purdue last season.

CHECK OUT THAT SHINY KAMARA

► Sophomore WR **Duval Kamara** finished 2007 with 32 receptions for 357 yards and four touchdowns. He set a pair of Notre Dame rookie receiving single-season records in 2007. Kamara's 32 receptions are the most ever by an Irish receiver, breaking the previous mark of 28 held by eventual Heisman Trophy winner Tim Brown in 1984. His four receiving touchdowns are also the most ever by a Notre Dame freshman.

► After struggling in the season opener against San Diego State (one INT slipped through his hands), Kamara recorded his first TD reception of the season and fifth of his career to give Notre Dame a 14-0 lead at 11:00 of the first quarter against Michigan.

► Naggng injury has hindered him to five receptions this season.

TIGHT ENDS

The Irish figured to struggle to find an immediate replacement for John Carlson, one of the most prolific tight ends in school history. Carlson started each of the last 23 games in which he appeared and recorded the second-most receptions (100) and third-most receiving yards (1,093) for a career by a Notre Dame tight end. Sophomore **Mike Ragone**, a former high school All-American, was the initial odds on favorite to replace Carlson after playing in 11 games as a freshman in 2007, but was lost for the season with a torn ACL. Junior **Will Yeatman** has played in 28 games in his career, starting six contests as a second tight end (including each of the first three in 2008). He has eight career receptions for 39 yards (six of which came in 2007), but has been unavailable each of the last two weeks, but freshman **Kyle Rudolph** has exploded onto the scene. A USA Today first-team All-American and considered by most recruiting sites as the top tight end in the nation, Rudolph has started all five games this season and became the first Notre Dame rookie tight end to ever start a season opener. He hauled in two catches for 29 yards, including an 18-yard reception against Michigan State. Rudolph recorded single-game highs in both receptions (5) and receiving yards (70) last weekend against Stanford. Rudolph also added his second career touchdown reception and a career-best 24-yard grab against the Cardinals.

RUDOLPH THE PASS CATCHING TIGHT END

► Here is how Rudolph's season compares to three other outstanding Notre Dame rookies tight ends (Brown and McAfee each were named first team All-Americans later in their career).

Player (Year)	Rec.	Yds.	Avg.	TD
Kyle Rudolph (2008)	11	136	12.4	2
Derek Brown (1988)	12	150	12.5	3
Dean Masztak (1978)	13	236	18.2	0
Ken McAfee (1974)	14	146	10.4	1
*Kyle Rudolph (2008)	26	326	12.6	5

* projected over 12 games

► Rudolph became the first Irish freshman tight end to record a touchdown reception in 11 years in the victory over Purdue. Jabari Holloway was the last Notre Dame tight end to do so in a 33-15 loss at Stanford in 1997. He broke the drought with his five-yard grab of a **Jimmy Clausen** pass in the third quarter as the Irish extended their lead to 28-14 over the Boilermakers.

► Rudolph is the first Notre Dame rookie tight end to haul in touchdown passes in consecutive weeks since Derek Brown did during the 1988 season. Ironically enough, Brown also did it in victories over both Purdue and Stanford.

IRISH DEFENSE

DEFENSIVE LINE

It is nearly impossible to replace the 2007 production of Trevor Laws. Not only did he lead the entire nation for tackles by a defensive lineman (112 tackles, 9.3 tackles/game), but he also recorded the second-most tackles ever by an Irish defensive lineman. No one individual on the Irish roster will come close to duplicating the performance by the 2007 Notre Dame MVP, but the vacancy he created at the position could be filled by a combination of players.

Senior **Justin Brown** returns for his fifth year at Notre Dame after setting individual career highs in almost every statistical category last year. The senior member of the defensive line, Brown has started four games in 2008 with nine tackles and three for loss (two of which came in the victory over Michigan).

Senior **Pat Kuntz** started the first 10 games of 2007 at nose tackle and recorded 42 tackles including 2.5 tackles for loss. He also tied for team-high honors with nine passes broken up, the most by any defensive lineman in the nation a year ago. After failing to register a tackle in the season opener, Kuntz came back with three solo stops, including one for loss against Michigan. He recorded a season-high six stops against Purdue. Kuntz had his best game of 2008 last week in the victory over Stanford last week. He finished the afternoon with three tackles, 2.0 sacks, 2.0 tackles for loss, an interception (the first of his career), a fumble recovery and a pass breakup.

Sophomore **Ian Williams** started the final two games of the season at nose tackle, but he was a valuable reserve in the first 10 contests as he totaled 45 tackles, sixth-most on the team. It was the third-most tackles by an Irish freshman defensive lineman in school history and he earned freshman All-America honors from the Football Writers Association of America. Williams had one solo tackle over the first two games of the season, but regained his form with six stops against Michigan State.

WHO SAYS KUNTZ IS UNDERSIZED?

► Senior NT **Pat Kuntz** entered the 2007 season without a single start and just 11 tackles in 21 career games. Kuntz excelled in Notre Dame's new 3-4 defensive scheme last season.

► Kuntz had his top game of 2008 last week in the victory over Stanford. He finished with three tackles, 2.0 sacks, 2.0 tackles for loss, an interception (the first of his career), a fumble recovery and a pass breakup

► Kuntz totaled a season-high six tackles, including three solo stops, in the victory over Purdue.

► Kuntz did not record a tackle in the season-opening victory over San Diego State, but finished with three solo tackles against Michigan, including one for loss.

► Kuntz has moved to defensive end after starting at nose tackle in 2007.

► Kuntz possesses a tremendous motor and work ethic and displayed an uncanny ability to knock down passes at the line of scrimmage.

► Despite missing the final two games of 2007 to injury, Kuntz started 10 games, totaled 53 career tackles with three tackles for loss, 0.5 sacks, nine pass break-ups and one fumble recovery.

► Kuntz led all defensive linemen in the NCAA FBS in 2007 with nine pass break-ups last year and tied for the team-high honors.

Name, School	PBU	INT	PD
Pat Kuntz, Notre Dame	9	0	9
Phillip Hunt, Houston	8	1	9
Tyson Jackson, LSU	8	0	8

► Kuntz has played in 35 career games with 14 career starts (10 in 2007).

► Kuntz was on pace to surpass the school record for pass break-ups in a single-season a year ago. Of those players that have broken up 10 or more passes in a single season, he would have been just the second non-defensive back on the list (David Martin, 1966).

Passes Broken Up — Season

1. Clarence Ellis	13 (1969)
2. Dave Waymer	12 (1978)
3. Tom Schoen	11 (1967)
Luther Bradley	11 (1973)
Clarence Ellis	11 (1970)
6. Tim Rudnick	10 (1973)
Dennis Phillips	10 (1963)
Tony Carey	10 (1964)
Tom Longo	10 (1964)
*David Martin	10 (1966)
Thomas O'Leary	10 (1966)
Ralph Stepaniak	10 (1969)

* indicates non-defensive backs

► Kuntz ranked 58th in the nation in passes broken up and just outside the top 100 in the nation in passes defended a year ago.

LINEBACKERS

Three starters return while two other linebackers have starting experience, as the linebackers group possesses the leader of the defense as well as upstart talent which helped make the Irish defense so improved last year. A staple of Notre Dame's linebacker corps the last three seasons, tri-captain **Maurice Crum Jr.** returns for a fifth year and is the indisputable leader of the defense. He has started all 42 games that Notre Dame has played the past four years. Crum notched 84 of those stops in 2007 and enters this weekend with 270 career tackles, needing 26 more tackles to enter Notre Dame's top-10 list for career stops. Crum ranks fourth on the Irish with 29 tackles in 2008. He has 2.5 TFLs and 1.0 sack of the season for the Irish.

Junior **John Ryan** is one of the more versatile members of the Irish defense, as he posted eight starts as an outside linebacker in 2007 and

two starts at defensive end last year. He has just six tackles this season, but has added a pair of pass break-ups, two quarterback hurries and a fumble recovery.

Two freshmen burst onto the scene in 2007 and made significant contributions to Notre Dame's defense. **Kerry Neal** and **Brian Smith** each started as outside linebackers during their rookie seasons and both now server as sophomore starters. Neal has picked up nine tackles (three each against San Diego State and Michigan), 2.0 for loss and his first career interception against the Aztecs. Smith is third on the squad with 31 tackles, 3.0 for loss, 1.0 sack, two fumble recoveries, one forced fumble, one pass breakup and two quarterback hurries. He ranks tied for seventh in the nation in fumble recoveries.

CRUMBLING THE COMPETITION

- ▶ Senior LB **Maurice Crum, Jr.**, totaled 100 tackles in 2006 to lead Notre Dame. Crum was the first Irish player to eclipse the 100 tackle mark since Courtney Watson had 117 in 2003.
- ▶ Crum, Jr. picked up his 42nd consecutive start last weekend in the victory over Stanford.
- ▶ His 42 consecutive starts are the longest streak on the team and sixth-longest among current NCAA FBS players
- ▶ Has started every game of his career and all 42 games for the Irish over the past four seasons
- ▶ Only five players enter this weekend with a longer active starting streak than Crum, Jr.'s 42.

2008 Active FBS Consecutive Starts

44	Andrew Hartline, OL, Central Michigan
44	Kraig Urbik, OL, Wisconsin
44	Andrew Gardner, OL, Georgia Tech
43	Dallas Reynolds, OL, BYU
43	Matt Kroul, DL, Iowa
42	Maurice Crum, LB, Notre Dame
42	Kenneth Fontenette, S, Houston
42	Clint Sintim, LB, Virginia
42	Pat Brown, OL, UCF
42	Dan Gerberry, OL, Ball State
41	Jervonte Jackson, DL, Florida Atlantic
41	Ryan McDonald, OL, Illinois
41	Robbie Felix, OL, UTEP

- ▶ Crum, Jr. is the 17th player in Notre Dame football history to be named captain consecutive years.
- ▶ Crum, Jr. has 270 career stops, needing just 26 tackles to enter Notre Dame's top-10 list for career stops.

Tackles - Career

1.	Bob Crable	521 (1978-81)
2.	Bob Golic	479 (1975-78)
3.	Steve Heimkreiter	398 (1975-78)
4.	Bob Olson	369 (1967-69)
5.	Tony Furjanic	361 (1982-85)
6.	Mike Kovaleski	353 (1983-86)
7.	Ross Browner	340 (1973, 1975-77)
8.	Tom Zbikowski	300 (2004-07)
9.	Brandon Hoyte	297 (2002-05)
10.	Greg Collins	295 (1972-74)
--	Maurice Crum, Jr.	270 (2005-)

- ▶ Crum, Jr. registered four tackles in the victory over Stanford last week.
- ▶ Crum, Jr. finished the game against Purdue with six tackles.
- ▶ Crum, Jr. had six tackles, one for loss, including a sack in the season opening victory over San Diego State.
- ▶ Crum, Jr. registered five tackles with another 0.5 tackle for loss in the rout of Michigan.
- ▶ Crum, Jr. had eight tackles, four solo, including a tackle for loss last week against Michigan State.
- ▶ Crum, Jr. finished his career with 36 tackles in four games against the Spartans.
- ▶ Crum, Jr. followed up that effort with a 84 tackle season in 2007 despite battling injuries throughout much of the season.
- ▶ Crum, Jr. holds Notre Dame's longest active streak in consecutive games played and started (both 42).

- ▶ Crum, Jr. started at outside linebacker as a sophomore, middle linebacker as a junior (both in a 4-3 scheme) and inside linebacker as a senior (in a 3-4 scheme).
- ▶ Crum, Jr. named an honorable mention '08 preseason All-American by *The Sporting News*.
- ▶ Crum, Jr. selected to the '08 Nagurski Trophy Watch List (defensive player of the year) and Lott Award Watch List.
- ▶ Crum, Jr. rated the No. 11 inside linebacker by Phil Steele for '08 and the 11th-best outside linebacker by *Lindy's*.
- ▶ Crum, Jr. named to '08 Chuck Bednarik Award Watch List.
- ▶ Crum, Jr. ranked tied for 28th in the NCAA in 2007 with the three forced fumbles.
- ▶ In 2007, Crum, Jr. added 4.5 tackles for loss, one sack, two interceptions, four passes broken up, and two fumble recoveries.
- ▶ Crum, Jr. was responsible for five turnovers as he intercepted two passes, forced a fumble (that was recovered by a teammate) and recovered two fumbles that he forced.
- ▶ Crum, Jr. received national Defensive Player of the Week award from the Walter Camp Foundation following his performance at UCLA.
- ▶ Crum, Jr. scored first career touchdown when he returned a fumble he forced and returned 35 yards for a score at UCLA.
- ▶ Crum, Jr. became the first Irish player to ever record a pair of forced fumbles, two fumble recoveries and two interceptions in the same game.
- ▶ Crum, Jr. also set a single-game school record with four turnovers forced at UCLA.

SMITH, BRIAN SMITH ... INSIDE LINEBACKER

- ▶ Notre Dame sophomore LB **Brian Smith** ranks third on the Irish with 31 tackles.
- ▶ Smith has also registered 3.0 tackles for loss, 1.0 sack, two fumble recoveries, one forced fumble, one pass breakup and two quarterback hurries.
- ▶ Smith ranks tied for seventh in the nation in fumble recoveries.
- ▶ Smith recorded six tackles, three solo, one tackle for loss and one sack, as well as a quarterback hurry, in the victory over Stanford last week.
- ▶ Smith registered a career-best 10 tackles, including one for loss, and a forced fumble against Michigan State.
- ▶ Smith has started all five games for the Irish, but just once at inside linebacker (Michigan State) as Notre Dame failed to open in nickel for the first time in 2008.
- ▶ Smith is the first sophomore LB to post 10 or more tackles in a single game since Maurice Crum, Jr. had 11 against Navy on Oct. 28, 2006.

DEFENSIVE BACKFIELD

The most improved area on the entire team last year was the play by the Irish secondary. Two of the four starters return from the group that recorded the second-best pass defense in the nation. Notre Dame allowed almost 42 fewer passing yards per game and the passing efficiency of opposing quarterbacks improved from 90th in 2006 to 22nd last year.

Senior **David Bruton** was a major contributor to the success of the Irish secondary in his first season as starter at free safety. The 6-2, 207-pounder proved to be a tremendous addition as he ranked third on the team with 85 tackles and added three interceptions. Bruton recorded at least nine tackles in five games and is the top returning tackler from 2007. Bruton had a spectacular game against Michigan State. He registered a game-high tying 10 tackles. Bruton has posted double-digit tackle games in two of the last four games for the Irish. He had a remarkable game against Michigan. Bruton totaled a career-high tying 15 tackles, 1.5 TFLs, a forced fumble, quarterback hurry and interception. Both of Bruton's forced turnovers occurred either at the Irish five-yard line or just inside. In fact, Bruton forced a third turnover inside the Notre Dame five-yard line when he forced a fumble against San Diego State at the goal-line. He nearly reached the 10-tackle plateau last week in the victory over Stanford. Bruton totaled nine tackles and picked off his second pass of the season. It marked the fourth forced turnover by Bruton inside the Irish 20-yard line to deny a possible scoring threat.

Senior **Terrail Lambert** returns for his fifth season and is the most veteran member of the defensive backs. Lambert has started 27 consecutive games at cornerback and has intercepted four passes while totaling 98 tackles over the last three campaigns. Only Crum has started more games on the Irish defense, and no player has played in more games than Lambert over the past three years. Lambert has 24 tackles

(15 solo stops) and two pass breakups so far in 2008.

Junior **Raeshon McNeil** has secured the other starting cornerback spot. McNeil has played in 25 games for the Irish and has been used as an extra cornerback and also as an extra safety. He made his sixth career start last week against Stanford and leads Notre Dame with four pass breakups, including two in the victory over Michigan.

Sophomore **Gary Gray** has seen prominent playing time in 2008. Gray missed the entire 2007 season with an injury after enrolling in January 2007 but was highly touted coming out of high school. Gray picked up his first career interception against Michigan and returned it 40 yards. Gray picked up a career-high four tackles against Purdue and also added his first career pass breakup.

Freshman **Robert Blanton** made his Irish debut against Michigan and registered two tackles and one for loss. Blanton continued to make a major impact with a stellar afternoon against Purdue. He recorded five solo tackles, a pass breakup and a 47-yard interception return for touchdown.

Sophomore **Harrison Smith** is listed as the backup to Bruton at free safety, but also has seen significant action at Sam linebacker, including making his first career start against Michigan State and again last week against Stanford. Smith was a highly recruited player from Tennessee who was named the state's player of the year by Gatorade. The former state decathlon champion did not play in his first year with the Irish, but has picked up 15 tackles with 2.0 for loss and a pass breakup over the first five games of 2008. Smith even picked up a 23-yard run on a fake punt to give the Irish a first down against Stanford.

Junior **Sergio Brown** had played in 22 games over the last two seasons primarily on special teams, recording 11 tackles, but has exploded onto the scene in 2008. Brown has started three games for the Irish, as the extra safety in nickel packages, and has registered 13 tackles, eight solo, three pass breakups, one quarterback hurry, one fumble recovery, one TFL and a blocked punt.

Replacing All-American Tom Zbikowski is a tall order, but senior **Kyle McCarthy** has done so and then some over his first five games of 2008. McCarthy had played in 25 games and started one (against Navy in 2007), but has taken his game to another level. McCarthy recorded a career-best 14 tackles, including 10 solo stops, in the season opener against San Diego State and came back with 10 tackles against Michigan and nine more against Michigan State. McCarthy equalled his career-high with 14 more tackles in the victory over Stanford last week. He added his second career interception and a tackle for loss. McCarthy ranks tied for 13th in the NCAA in total tackles and tied for 16th in solo stops.

SOMETHING BRUTON IN THE NOTRE DAME SECONDARY

► Senior FS **David Bruton** will serve as one of three captains of 2008 Irish squad, joining **Maurice Crum Jr.** and **David Grimes**.

► Bruton totaled nine tackles and picked off his second pass of the season in the victory over Stanford last week.

► The interception was the fifth of his career.

► Has forced a turnover (forced fumble or interception) in three of Notre Dame's five games.

► All four of his forced turnovers (two interceptions, two forced fumbles) have taken place inside the Irish 20-yard line.

► After recording five tackles in the season opener against San Diego State, Bruton exploded for a career-high tying 15 stops against Michigan.

► Bruton also forced a fumble against the Wolverines inside the Notre Dame five-yard line.

► Bruton added an interception midway through the fourth quarter, once again at the five-yard line.

► Bruton has forced three turnovers this year inside the Irish 6-yard line.

► Bruton made 10 tackles against Michigan State, eclipsing 10 or more tackles in a single game for the second time in 2008 and fourth time in his career.

► Bruton ranks tied for tied for 28th in the NCAA in solo tackles and tied for 34th in total stops.

► Bruton has recorded the second-most career tackles (162) on the team (behind Maurice Crum Jr., 270 tackles).

► Bruton has appeared in 40 career games and started 16 contests while making 490 special teams appearances.

► Bruton is still one of the top gunners on the punt coverage unit, as he was during his sophomore and junior seasons.

► Bruton is the top returning tackler on 2008 roster after ranking third on

the team and pacing the secondary in 2007 with 85 tackles.

► Bruton recorded one sack, 5.5 tackles for loss, three interceptions, three passes broken up, one forced fumble and one fumble recovery a year ago.

► Bruton was primarily a special teams player in his first two seasons before starting at free safety throughout his junior year in 2007.

► Bruton is one of two returning starters in the Notre Dame secondary.

► Bruton was named to the Nagurski Watch List (defensive player of the year) for 2008.

► Bruton was rated the 12th-best safety in the nation by *Lindy's* and the No. 19 free safety by *Phil Steele* in the '08 preseason.

► Bruton was named to '08 Jim Thorpe and Nagurski Award Watch List.

KYLE USHERS IN MCCARTHYISM ERA IN SECONDARY

► Senior SS **Kyle McCarthy** has definitely instilled intense fear amongst Irish opponents through the first three games this season.

► Equalled his career-high set earlier this season against San Diego State with 14 tackles last week.

► Picked off his first pass of the season and second of his career in the victory over Stanford last week.

► Eclipsed 10 or more tackles for third time this season and career against the Cardinal.

► McCarthy made just his second career start in the season-opening victory over San Diego State, but the Youngstown, Ohio native recorded a career-high 14 tackles, including 10 solo stops.

► McCarthy backed up the performance with another stingy double-digit tackle effort against Michigan. He totaled 10 stops.

► McCarthy nearly reached the double-digit tackle plateau for the third straight game against Michigan State (finishing the game nine stops).

► McCarthy ranks tied for 13th in the NCAA FBS in total tackles (52).

► McCarthy is tied for 16th in the NCAA FBS in solo tackles (29).

WHAT DOES BROWN DO FOR YOU?

► Junior S **Sergio Brown** made his first career start in the season opener against San Diego State. The safety, who saw extensive playing time in the nickel package, set career-highs in tackles (six), tackles for loss (1.0), quarterback hurries (1), pass breakups (2) and even managed a blocked punt.

► Brown, again, found himself around the football in the victory over Michigan recording two tackles and one fumble recovery.

BABY BLANTON

► Freshman DB **Robert Blanton** became the fifth Irish freshman to ever return an interception for a touchdown last week against Purdue.

► Blanton not only recorded his first career interception, but also returned it 47 yards for a touchdown. He became the fifth Notre Dame freshman to ever return an interception for a touchdown.

Irish Freshman With Interception Returns for TD (since 1972)

Robert Blanton	47 yards	Sept. 27, 2008
Brian Smith	25 yards	Oct. 13, 2007
Bobby Leopold	57 yards	Sept. 25, 1976
Randy Harrison	44 yards	Oct. 26, 1974
Drew Mahalic	56 yards	Oct. 14, 1972

► First Notre Dame player to return an interception for a touchdown since Brian Smith on Oct. 13, 2007 against Boston College

IRISH MISCELLANEOUS NOTES**TICKETS AVAILABLE FOR 2008 FOOTBALL KICKOFF LUNCHEONS**

Tickets are now on sale for the 2008 Notre Dame Kickoff Luncheons held the Friday prior to each Irish home football game. The luncheons feature Notre Dame head coach Charlie Weis, Irish players and assistant coaches, plus special guests and other attractions.

Tickets are \$18 each, with a handling fee of \$3 (payment may be made with one check for more than one luncheon). There are 10 seats per table — and if you wish to sit as a group at the same table with other guests, please return all reservations in one envelope.

Checks should be made payable to "University of Notre Dame" and mailed to: Athletics Business Office, 112 Joyce Center, Notre Dame, IN 46556. Telephone and credit card reservations are not accepted.

A printed reservation form also is available on Notre Dame's athletics web site at www.und.com.

The luncheons are held in the Joyce Center fieldhouse (north dome) on the Notre Dame campus, with a noon (ET) start. Be aware that advance reservations are required for tickets, and tickets are not routinely available at the door.

PEP RALLIES

All 2008 pep rallies will be held in the Joyce Center Arena (south dome), unless moved inside Notre Dame Stadium, on Fridays before Saturday home games, beginning at 6 p.m. (ET). The Irish squad enters the arena at 6:30 p.m.

TEAM ECLIPSES 3.0 GPA FOR SIXTH STRAIGHT SEMESTER

Members of the 2007-08 Notre Dame football team combined to post a semester grade-point average above 3.0 during the '08 spring semester, marking the sixth straight semester (and the first six times in recorded history) that the Irish football team has topped the 3.0 GPA level as a group.

Fifty-four of the 104 players registered at least a 3.0 mark for the '08 spring semester and 53 members of the team currently have a cumulative GPA of at least a 3.0.

Fourteen members of the team earned a place on the Dean's List and the team's current cumulative GPA is over 3.0.

Statistics for the semester cumulative GPAs of the football team were not kept prior to 1992, but before Weis' arrival in 2005, the previous best semester cumulative GPA was 2.911. Beginning with the '05 fall semester, the Irish football team has recorded over a 3.0 combined GPA in each semester.

Weis' first team in 2005 surpassed the 3.0 mark for the first time ever with a 3.044 combined GPA in the fall semester of '05. At that time, that marked the highest figure ever attained by the football team. Then, the Notre Dame players followed that up with a combined and unprecedented 3.072 mark in the spring semester of '06.

The fall semester of '06 saw the Irish football team post a 3.041 cumulative GPA and 61 of the 104 players achieved at least a 3.0 during that semester. In the spring of '07, Irish players improved on that and recorded a 3.043 combined GPA.

NOTRE DAME, NBC EXTEND FOOTBALL CONTRACT THROUGH 2015

The University of Notre Dame and NBC Sports have reached agreement on a new five-year contract giving NBC the rights to televise Irish home football games from 2011 to 2015, extending the partnership between the University and network to 25 years.

A joint announcement of the extension was made on June 19 by NBC Sports & Olympics chairman Dick Ebersol, NBC Sports president Ken Schanzer and Notre Dame's president, Rev. John I. Jenkins, C.S.C.

Each season from 2011 to 2015, NBC will televise seven games at Notre Dame Stadium and an additional eighth off-site game airing in prime time.

Revenues from the NBC contract have played a key role in Notre Dame's financial aid endowment since the start of the relationship in 1991. University officers decided then to use a portion of the football television contract revenue for undergraduate scholarship endowment (not athletic scholarships). To date, some 2,400 Notre Dame undergraduate students have received nearly \$26 million in aid.

The University also has committed NBC revenues to endow doctoral fellowships in its Graduate School and MBA scholarships in its Mendoza College of Business.

The revenue generated through the NBC contract is a primary reason why Forbes magazine has recognized the substantial financial contributions made by Irish athletics to the University's academic enterprise. In a 2007 survey, Forbes reported that the Notre Dame football program returns \$21.1 million to academic initiatives, a total that is more than the survey's next five programs combined.

NBC has been televising Irish home games since 1991, and this marks the fifth of a series of five-year agreements with Notre Dame. The original agreement covered the seasons from 1991 through 1995. The first five-year extension (announced in 1994) covered 1996 to 2000, the second extension (announced in May '97) covered 2001 to 2005, and the third extension (announced in December '03) covered 2006 to 2010.

NOTRE DAME AND ISP JOIN TO PRODUCE FOOTBALL RADIO NETWORK

The University of Notre Dame and ISP Sports, have approved a new, 10-year business partnership in which ISP will become the new exclusive national rights-holder for Notre Dame football radio broadcasts.

The Notre Dame-ISP relationship will begin with the 2008 season and extend through the 2017 season -- with ISP managing, producing and syndicating Notre Dame's national football radio network.

ISP, the largest collegiate-only sports marketing firm in the country, represents athletics marketing and multi-media rights for more than 40 Division I-A universities, five major conferences (including two Bowl Championship Series conferences, the BIG EAST Conference and the Atlantic Coast Conference) and two postseason football bowl games.

ISP takes over for Westwood One, which had held Irish football radio rights since 1968, originally as the Mutual Broadcasting Company.

ISP has named Ron Murphy the general manager for the Notre Dame ISP Sports Network. Murphy brings over 30 years of advertising sales and management experience, having worked for several notable companies such as CBS, Yankee Entertainment and Sports (Y.E.S.) and FOX Sports Net.

Murphy joins ISP's team of more than 250 professional sales people dedicated to the collegiate market, with relationships with more than 800 radio stations (and more than 100 television stations) around the country.

Headquartered in Winston-Salem, N.C., ISP has nearly 50 sales offices around the country. Sutton founded the company in 1992. Among ISP clients are seven ACC athletic programs (Boston College, Clemson, Florida State, Georgia Tech, Miami, Virginia Tech, Wake Forest), five from the BIG EAST (Cincinnati, Pittsburgh, South Florida, Syracuse, Villanova), five from the Southeastern Conference (Alabama, Auburn, Georgia, South Carolina, Vanderbilt) and three from the Pacific-10 Conference (California, UCLA, Washington). In 2007, the BIG EAST Conference and ISP announced a six-year agreement involving virtually all conference marketing and sales.

Notre Dame remains the only college football program to have its games broadcast on a truly national radio network of linear stations. Joe Boland, former sports director at WSBT in South Bend, originated the Irish Football Network in 1948. In 1956, the Mutual Broadcasting System first carried Notre Dame games on approximately 560 stations. From 1958-67, the ABC Radio Network carried Irish games on a similar-sized network. Mutual began carrying Notre Dame games again in 1968 (that year with 253 affiliates). Mutual eventually became Westwood One (now a publicly held company managed and partly owned by CBS Radio).

IRISH ATHLETICS TEAM WITH WSBT RADIO GROUP

The University of Notre Dame athletics department has partnered with the WSBT Radio Group for the next six years (2008-09 through 2013-14), making WSBT the radio home of Notre Dame football, men's basketball, and hockey in the South Bend market.

WSBT Radio Group will be the designated exclusive local radio partner for Notre Dame football network broadcasts, with those games carried on NewsTalk 960 WSBT-AM as well as on Sunny 101.5 FM. Irish football games are originated by the ISP Notre Dame Radio Network, a national listings of stations around the country.

In addition, WSBT Radio Group will carry the Notre Dame Football Friday Live Show on Cat country 99.9 FM, the Notre Dame Football Postgame Show home and away on Sunny 101.5 FM - and the Notre Dame Football Coaches Shows on NewsTalk 960 WSBT-AM (on weeknights during the season). All three of those shows are produced by NDSP.

YOUNG RECEIVED HARVEY G. FOSTER AWARD

Bryant Young, a 1994 Notre Dame graduate and former Irish and professional football player, received the Harvey G. Foster Award during a halftime ceremony at the Notre Dame-San Diego State game Sept. 6. The Foster Award is given annually to a Notre Dame graduate distinguished for athletic endeavors and community service.

An All-American defensive tackle for the Irish, Young played for 13 years with the San Francisco 49ers before retiring last year with 89 career sacks. His NFL accolades include Defensive Rookie of the Year, four Pro-Bowl and All-Pro honors, selection to the 1990s All Decade Team and Comeback Player of the Year after suffering a potentially career-ending leg injury in 1999. Last year, Young's teammates voted him the winner of the Len Eshmont Award, the team's most prestigious honor for inspirational and courageous play, for a record eighth time. No other player in 49ers history has won the award more than twice.

Young and his wife, Kristin (also a 1994 Notre Dame graduate), established the Young Dreams Foundation, which benefits youth organizations in San Francisco and Chicago. The supports summer youth football camps and college tuition for San Francisco Bay-area students. In addition, the Youngs have established several scholarships at Notre Dame for San Francisco and Chicago students.

For his philanthropic efforts, Young was named USA Today's Most Caring Athlete in 2000 and was nominated as one of the 10 Most Influential African-Americans in the Bay area.

ROCKNE AND YONTO

They represent two of the most storied names in Fighting Irish annals when it comes to coaching football at Notre Dame.

That Irish football family lost two individuals with major connections to the University's coaching tree late this past summer with the deaths of Jack Rockne and Joe Yonto.

Rockne was the last remaining child of legendary Irish coach Knute Rockne. A long-time South Bend resident, Jack had been closely involved with Notre Dame athletics in recent years through the athletic department's Rockne Heritage Fund. Though never associated with football the way his famous father was, he had been a frequent fan at Irish home games of late. In 2006 he received an honorary monogram from the Notre Dame Monogram Club in recognition of his contributions and dedication to the University.

Yonto made his name as the long-time Notre Dame defensive line coach, beginning in 1964 when Ara Parseghian came to town and continuing on Dan Devine's staff and several years under Lou Holtz. When he wasn't coaching on the field, he worked under athletics directors Gene Corrigan and Dick Rosenthal as a special assistant to the athletics director while helping administer the football program. Yonto coached a glossy list of All-Americans and first-round NFL draft picks, including the likes of Alan Page, Mike McCoy, Walt Patulski and Ross Browner. Rockne and Yonto.

They were loyal sons of Notre Dame. They will be missed.
-- John Heisler

TWO-SPORT STANDOUTS

Following a long tradition of Notre Dame two-sport athletes, the trio of junior P **Eric Maust**, senior QB **Evan Sharpley** and sophomore WR **Golden Tate** -- all of whom made major contributions for the Irish baseball squad this past spring -- will again suit up for the Notre Dame football team in 2008.

Maust (Alpharetta, Ga.) filled in at punter during the 2007 season and averaged a team-high 42.1 yards on 21 punts, landing nine inside the 20 with only one touchback. He enters the 2008 season as the starting punter for the Irish. On the diamond, Maust served as the Irish Sunday starter, went 6-3 with a 4.52 earned-run average. He was named to the BIG EAST honor roll on two separate occasions during the season and was awarded all-BIG EAST second team.

Sharpley (Marshall, Mich.) had a breakout spring season in baseball. After spending most of the previous two springs with the Irish football squad, Sharpley turned his attention to baseball almost exclusively and the development was evident. He led the Irish in home runs (13) and slugging percentage (.691). Sharpley is the first Notre Dame player to ever throw multiple touchdown passes and hit a home run in the same academic year. He was named BIG EAST Player of the Week on March 24 after carrying Notre Dame to a sweep over Georgetown.

Tate (Hendersonville, Tenn.) saw action in 18 games (started nine)

for the Irish baseball squad. He batted .262 with three doubles and four RBI. Tate also swiped three bases in five attempts. While Tate's participating in spring football somewhat hindered his playing time, his incredible athletic ability did not go unnoticed. None more evident than when he scored from first base, standing and without a throw, on a single to right field against Lehigh.

NEW SCHOLARSHIPS

Former Notre Dame walk-on and current senior OC **Thomas Bemenderfer** was elevated to scholarship status prior to the start of the 2008 season, as was junior P **Eric Maust** and senior CB **Mike Anello**.

Anello (Orland Park, Ill.) earned the scholarship following a sensational 2007 season. Anello was a starting gunner on the punt coverage team and tallied six tackles. He is currently involved in many of the special teams units for the 2008 season. Anello owns a 3.93 cumulative grade-point average (GPA), qualifying him for the dean's list, and is a finance major in Notre Dame's Mendoza College of Business.

Bemenderfer (Mishawaka, Ind.) earned a scholarship for the second straight season. He began his college career as a scholarship athlete at Northwestern University before transferring to Notre Dame for the 2006-07 school year. He is currently listed as the backup center. A member of the dean's list, Bemenderfer is enrolled in pre-professional studies in the College of Science and has a 3.762 GPA.

Maust (Alpharetta, Ga.) filled in at punter during the 2007 season and averaged a team-high 42.1 yards on 21 punts, landing nine inside the 20 with only one touchback. A junior from Atlanta, Ga., Maust enters the 2008 season as the starting punter for the Irish. He is also one of the top pitchers for Notre Dame's baseball team and recorded a 6-3 record last season. Maust is enrolled in the Mendoza College of Business, majoring in finance, and owns a 3.153 GPA.

FRESHMAN WALK-ONS

Notre Dame's freshman class includes 23 scholarship players and four walk-ons: quarterback **Nate Montana** (who will be sharing No. 16), OL **Carl Brophy** (who will be wearing No. 69), **Mike Hernandez** (who will be wearing No. 65) and **Dennis Mahoney** (who will be wearing No. 71). Montana is the son of former Notre Dame quarterback and four-time NFL Super Bowl MVP Joe Montana. Brophy attended Gonzaga Preparatory School as did his sister Annie, a junior member of the Irish women's golf team. She became first outright BIG EAST medalist in Notre Dame program history.

SIRIUS TO BE EXCLUSIVE INTERNET RADIO BROADCASTER

SIRIUS XM Radio (NASDAQ: SIRI), the Official Satellite Radio Partner of the University of Notre Dame, announced Sept. 2 that, starting this season, SIRIUS will offer Fighting Irish football and basketball games on SIRIUS Internet Radio (SIR), the Internet version of the SIRIUS radio service. SIRIUS Internet Radio will be the exclusive online home of every Notre Dame regular season football game and will also carry every Fighting Irish regular season basketball game live.

It marks the first time that radio broadcasts of live sporting events are available on the SIRIUS Internet Radio platform.

SIRIUS Internet Radio is the Internet version of the SIRIUS radio service, available without the use of a radio to current SIRIUS subscribers, or for the monthly subscription fee of \$12.95. SIRIUS Internet Radio delivers more than 80 channels of talk, entertainment, sports, and 100% commercial free music in CD-quality sound.

SIRIUS, which has aired Notre Dame sports since 2004, will also continue to broadcast the university's football and basketball games nationwide on the SIRIUS radio service. All Notre Dame games air on The Catholic Channel, SIRIUS channel 159.

The Notre Dame football broadcasts are produced by ISP on the Notre Dame Radio Network.

NOTRE DAME FOOTBALL FRIDAY LIVE

Every Friday night before a home game Notre Dame Football Friday Live is broadcast from Waterford Estates Lodge on SR 933 North of the Notre Dame campus from 8-9 pm on Cat Country 99.9 FM. Jack Nolan will host the show with former consensus Irish All-American Mirko Jurkovic. The show features live interviews with big names from Notre Dame football lore. The show can also be heard live on www.und.com.

Notre Dame Player
Career Highs

JAMES ALDRIDGE

Season

Carries	9, Michigan (9.13)
Rushing Yards	34, Purdue (9.27)
Longest Rush	17, Purdue (9.27)
Receptions	--
Receiving Yards	--
Longest Reception	--

Career

Carries	32, vs. Navy (11.3.07)
Rushing Yards	125, vs. Navy (11.3.07)
Longest Rush	43, vs. Michigan State (9.22.07)
Receptions	3, at UCLA (10.6.07)
Receiving Yards	18, at UCLA (10.6.07)
Longest Reception	11, at UCLA (10.6.07)

ARMANDO ALLEN

Season

Carries	17, Purdue (9.27)
Rushing Yards	134, Purdue (9.27)
Longest Rush	21, three times
Rushing TDs	1, twice
Receptions	7, Stanford (10.4)
Receiving Yards	61, Stanford (10.4)
Longest Reception	21, Stanford (10.4)
Receiving TDs	1, Stanford (10.4)
Longest Kick Return	53, at Michigan State (9.20)
Kick Return Yards	147, at Michigan State (9.20)
Kickoff Returns	5, at Michigan State (9.20)
Longest Punt Return	22, San Diego State (9.6)
Punt Return Yards	35, San Diego State (9.6)
Punt Returns	3, at Michigan State (9.20)
Most All-Purpose Yards	247, Purdue (9.27)

Career

Carries	17, Purdue (9.27.08)
Rushing Yards	134, Purdue (9.27.08)
Longest Rush	21, three times
Rushing TDs	1, twice
Receptions	7, Stanford (10.4.08)
Receiving Yards	61, Stanford (10.4.08)
Longest Reception	21, Stanford (10.4.08)
Receiving TDs	1, twice
Longest Kick Return	53, at Michigan State (9.20.08)
Kick Return Yards	147, at Michigan State (9.20.08)
Kickoff Returns	5, twice
Longest Punt Return	22, San Diego State (9.6.08)
Punt Return Yards	35, San Diego State (9.6.08)
Punt Returns	3, at Michigan State (9.20.08)
Most All-Purpose Yards	247, Purdue (9.27.08)

MIKE ANELLO

Season/Career

Tackles	4, San Diego State (9.6)
Forced Fumble	1, Michigan (9.13)
Fumble Recovery	1, Michigan (9.13)

SERGIO BROWN

Season/Career

Tackles	6, San Diego State (9.6)
TFL	1.0, twice
Sacks	1.0, Stanford (10.4)
PBUs	2, San Diego State (9.6)
QB Hurries	1, San Diego State (9.6)
Blocked Punt	1, San Diego State (9.6)
Fumble Recovery	1, Michigan (9.13)

JUSTIN BROWN

Season

Tackles	4, Michigan (9.13)
TFL	2.0, Michigan (9.13)
PBUs	--
Sacks	--
QB Hurries	1, Stanford (10.4)

Career

Tackles	8, at Michigan (9.15.07)
TFL	9, Michigan (9.13.08)
PBUs	1, vs. UNC (11.4.06)
Sacks	1.0, vs. Navy (10.28.06)
QB Hurries	1, Stanford (10.4.08)

DAVID BRUTON

Season

Tackles	15, Michigan (9.13)
TFL	1.5, Michigan (9.13)
Sacks	--
PBUs	1, twice
Fumble Recovery	1, San Diego State (9.6)

Forced Fumbles	1, twice
Interceptions	1, twice
Longest INT Return	39, Michigan (9.13)
Blocked Punt	--

Career

Tackles	15, twice
TFL	2.0, vs. Ga. Tech (9.1.07)
Sacks	1.0, vs. Ga. Tech (9.1.07)
PBUs	1, four times
Fumble Recovery	1, twice
Forced Fumbles	1, three times
Interceptions	1, five times
Longest INT Return	39, Michigan (9.13.08)
Blocked Punt	1, vs. USC (10.20.07)

JIMMY CLAUSEN

Season

Carries	5, twice
Rushing Yards	8, Purdue (9.27)
Longest Rush	8, Stanford (10.4)
Pass Attempts	41, at Michigan State (9.20)
Pass Completions	29, Stanford (10.4)
Passing Yards	347, Stanford (10.4)
Longest Completion	60, Michigan (9.13)
Passing TDs	3, three times
Rushing TDs	--
Interceptions	2, three times

Career

Carries	10, twice
Rushing Yards	12, vs. Duke (11.17.07)
Longest Rush	11, vs. Duke (11.17.07)
Pass Attempts	41, at Michigan State (9.20.08)
Pass Completions	29, Stanford (10.4.08)
Passing Yards	347, Stanford (10.4.08)
Longest Completion	60, Michigan (9.13.08)
Passing TDs	3, five times
Rushing TDs	1, twice
Interceptions	2, four times

MAURICE CRUM, JR.

Season

Tackles	8, at Michigan State (9.20)
TFL	1.0, twice
QB Hurries	--
Sacks	1.0, San Diego State (9.6)
Interceptions	--
PBUs	--
Interceptions	--
Forced Fumbles	--
Fumble Recoveries	--
Longest INT Return	--
Longest Fumble Return	--
Fumble Return TD	--

Career

Tackles	16, vs. Michigan State (9.22.07)
TFL	3.0, twice
QB Hurries	1, five times
Sacks	1.0, six times
Interceptions	2, at UCLA (10.6.07)
PBUs	2, at UCLA (10.6.07)
Interceptions	2, at UCLA (10.6.07)
Forced Fumbles	2, at UCLA (10.6.07)
Fumble Recoveries	2, at UCLA (10.6.07)
Longest INT Return	33, at UCLA (10.6.07)
Longest Fumble Return	34, at UCLA (10.6.07)
Fumble Return TD	34, at UCLA (10.6.07)

MICHAEL FLOYD

Season/Career

Receptions	7, at Michigan State (9.20)
Receiving Yards	115, Stanford (10.4)
Longest Reception	48, Stanford (10.4)
Receiving TDs	1, three times

DAVID GRIMES

Season

Receptions	7, Stanford (10.4)
Receiving Yards	65, Purdue (9.27)
Longest Reception	30, Purdue (9.27)
Receiving TDs	1, twice
Longest Kickoff Return	--
Kickoff Return Yards	--
Kickoff Returns	--
Punt Return Yards	--
Punt Returns	--
Longest Punt Return	--

Career

Receptions	8, vs. UCLA (10.21.06)
Receiving Yards	79, vs. UCLA (10.21.06)
Longest Reception	36, vs. Navy (10.28.06)
Receiving TDs	1, six times
Longest Kickoff Return	50, vs. UNC (11.4.06)
Kickoff Return Yards	145, vs. Michigan (9.16.06)
Kickoff Returns	6, vs. Michigan (9.16.06)
Punt Return Yards	17, vs. Navy (11.12.05)
Punt Returns	1, vs. Navy (11.12.05)
Longest Punt Return	17, vs. Navy (11.12.05)

RAY HERRING

Season

Tackles	1, Stanford (10.4)
PBUs	--
Fumble Recovery	--
QB Hurries	1, Michigan (9.13)

Career

Tackles	9, vs. Stanford (10.7.06)
PBUs	1, vs. Purdue (9.30.06)
Fumble Recovery	1, vs. Army (11.18.06)
QB Hurries	1, Michigan (9.13.08)

ROBERT HUGHES

Season

Carries	19, Michigan (9.13)
Rushing Yards	79, Michigan (9.13)
Longest Rush	18, Michigan (9.13)
Rushing TDs	2, Michigan (9.13)
Longest Kickoff Return	--
Kickoff Return Yards	--
Kickoff Returns	--
Receptions	3, San Diego State (9.6)
Receiving Yards	32, San Diego State (9.6)
Longest Reception	14, San Diego State (9.6)

Career

Carries	19, Michigan (9.13.08)
Rushing Yards	136, at Stanford (11.24.07)
Longest Rush	45, at Stanford (11.24.07)
Rushing TDs	2, Michigan (9.13.08)
Longest Kickoff Return	15, Michigan State (9.22.07)
Kickoff Return Yards	15, Michigan State (9.22.07)
Kickoff Returns	2, vs. Ga. Tech (9.1.07)
Receptions	3, San Diego State (9.6.08)
Receiving Yards	32, San Diego State (9.6.08)
Longest Reception	14, San Diego State (9.6.08)

DUVAL KAMARA

Season

Receptions	1, four times
Receiving Yards	28, San Diego State (9.6)
Longest Reception	28, San Diego State (9.6)
Receiving TDs	1, Michigan (9.13)

Career

Receptions	6, twice
Receiving Yards	93, at Stanford (11.24.07)
Longest Reception	35, at Stanford (11.24.07)
Receiving TDs	2, vs. Navy (11.3)

PAT KUNTZ

Season

Tackles	6, Purdue (9.27)
TFL	2.0, Stanford (10.4)
Sacks	2.0, Stanford (10.4)
Fumble Recoveries	1, Stanford (10.4)
PBUs	1, Stanford (10.4)
Interceptions	1, Stanford (10.4)

Career

Tackles	8, twice
TFL	2.0, Stanford (10.4.08)
Sacks	2.0, Stanford (10.4.08)
Fumble Recoveries	1, twice
PBUs	2, three times
Interceptions	1, Stanford (10.4.08)

TERRAIL LAMBERT

Season

Tackles	8, at Michigan State (9.20)
TFL	--
Interceptions	--
Longest INT Return	--
PBUs	2, San Diego State (9.6)
Fumble Recoveries	--
Fumbles Forced	--

Notre Dame Player Career Highs

Career

Tackles	11, vs. Purdue (9.30.06)
TFL	1.0, vs. Purdue (9.30.06)
Interceptions	2, at Michigan State (9.23.06)
Longest INT Return	27, at Michigan State (9.23.06)
PBUs	2, San Diego State (9.6.08)
Fumble Recoveries	1, at Air Force (11.11.06)
Fumbles Forced	1, vs. Purdue (9.30.06)

ERIC MAUST**Season**

Punts	6, Michigan (9.13)
Punt Yards	263, Michigan (9.13)
Punt Average (min. 3)	43.8, Michigan (9.13)
Long Punt	54, Purdue (9.27)
50+ Punts	2, Michigan (9.13)
Inside 20	2, four times

Career

Punts	6, Michigan (9.13.08)
Punt Yards	263, Michigan (9.13.08)
Punt Average	44.0, at Purdue (9.29.07)
Long Punt	54, Purdue (9.27.08)
50+ Punts	2, Michigan (9.13.08)
Inside 20	3, at Stanford (11.24.08)

KYLE MCCARTHY**Season**

Tackles	14, twice
TFL	1.0, Stanford (10.4)
Interceptions	1, Stanford (10.4)
Longest INT Return	2, Stanford (10.4)

Career

Tackles	14, twice
TFL	1.0, Stanford (10.4.08)
Forced Fumbles	1, Duke (11.17.07)
PBUs	1, Duke (11.17.07)
Interceptions	1, twice
Longest INT Return	2, Stanford (10.4.08)

KERRY NEAL**Season**

Tackles	3, twice
QB Hurries	1, San Diego State (9.6)
TFL	1.0, Purdue (9.27)
Sacks	--
Fumble Recovery	--
Longest Fumble Return	--
Interceptions	1, San Diego State (9.6)
Longest INT Return	2, San Diego State (9.6)

Career

Tackles	3, seven times
QB Hurries	1, twice
TFL	1.0, three times
Sacks	1.0, twice
Fumble Recovery	1, twice
Longest Fumble Return	11, at UCLA (10.6.07)
Interceptions	1, San Diego State (9.6.08)
Longest INT Return	2, San Diego State (9.6.08)

ROBBY PARRIS**Season**

Receptions	4, at Michigan State (9.20)
Receiving Yards	22, at Michigan State (9.20)
Longest Reception	12, at Michigan State (9.20)
Receiving TDs	--

Career

Receptions	7, at Purdue (9.29.07)
Receiving Yards	94, vs. Boston College (10.13.07)
Longest Reception	35, at Penn State (9.8.07)
Receiving TDs	1, vs. Boston College (10.13.07)

KYLE RUDOLPH**Season/Career**

Receptions	5, Stanford (10.4)
Receiving Yards	70, Stanford (10.4)
Longest Reception	24, Stanford (10.4)
Receiving TDs	1, twice

JOHN RYAN**Season**

Tackles	2, Stanford (10.4)
TFLs	--
PBUs	2, San Diego State (9.6)
Sacks	--
QB Hurries	1, twice
Fumble Recovery	1, at Michigan State (9.20)

Career

Tackles	7, at Michigan (9.15.07)
TFLs	2.0, at Purdue (9.29.07)
PBUs	2, San Diego State (9.6.08)
Sacks	1.0, twice
QB Hurries	1, four times
Fumble Recovery	1, at Michigan State (9.20.08)

ASAPH SCHWAPP**Season**

Carries	--
Rushing Yards	--
Receptions	--
Receiving Yards	--
Longest Reception	--

Career

Carries	8, vs. BYU (10.22.05)
Rushing Yards	27, vs. BYU (10.22.05)
Receptions	2, twice
Receiving Yards	22, vs. Boston College (10.13.07)
Longest Reception	15, vs. Boston College (10.13.07)

EVAN SHARPLEY**Season**

Carries	--
Rushing Yards	--
Longest Rush	--
Pass Attempts	--
Pass Completions	--
Passing Yards	--
Longest Completion	--
Passing TDs	--

Career

Carries	10, twice
Rushing Yards	3, vs. Navy (11.3.07)
Longest Rush	13, vs. Navy (11.3.07)
Pass Attempts	33, vs. USC (10.20.07)
Pass Completions	17, twice
Passing Yards	208, at Purdue (9.29.07)
Longest Completion	43, at Purdue (9.29.07)
Passing TDs	2, twice

BRIAN SMITH**Season**

Tackles	10, at Michigan State (9.20)
QB Hurries	1, twice
TFL	1.0, three times
Sacks	1.0, Stanford (10.4)
Interceptions	--
Longest INT Return	--
INT Return TD	--
Forced Fumbles	1, at Michigan State (9.20)
Fumble Recoveries	2, Michigan (9.13)
PBUs	1, Michigan (9.13)
Longest Fumble Return	35, Michigan (9.13)
Fumble Return TD	1, Michigan (9.13)

Career

Tackles	10, at Michigan State (9.20.08)
QB Hurries	1, four times
TFL	1.0, five times
Sacks	1.0, twice
Interceptions	1, vs. Boston College (10.13.07)
Longest INT Return	25, vs. Boston College (10.13.07)
INT Return TD	25, vs. Boston College (10.13.07)
Forced Fumbles	1, at Michigan State (9.20.08)
Fumble Recoveries	2, Michigan (9.13.08)
PBUs	1, Michigan (9.13.08)
Longest Fumble Return	35, Michigan (9.13.08)
Fumble Return TD	1, Michigan (9.13.08)

HARRISON SMITH**Season/Career**

Tackles	6, at Michigan State (9.20)
TFL	1.0, twice
PBUs	1, Purdue (9.27)
Carries	1, Stanford (10.4)
Rushing Yards	23, Stanford (10.4)
Longest Rush	23, Stanford (10.4)

GOLDEN TATE**Season**

Carries	1, at Michigan State (9.20)
Rushing Yards	24, at Michigan State (9.20)
Longest Rush	24, at Michigan State (9.20)
Receptions	6, San Diego State (9.6)
Receiving Yards	127, Michigan (9.13)

Longest Reception	60, Michigan (9.13)
Receiving TDs	1, three times
Longest Kickoff Return	28, San Diego State (9.6)
Kickoff Return Yards	57, Michigan (9.13)
Kickoff Returns	3, Michigan (9.13)
Most All-Purpose Yards	185, Michigan (9.13)

Career

Carries	1, twice
Rushing Yards	24, at Michigan State (9.20.08)
Longest Rush	24, at Michigan State (9.20.08)
Receptions	6, San Diego State (9.6.08)
Receiving Yards	127, Michigan (9.13.08)
Longest Reception	60, Michigan (9.13.08)
Receiving TDs	1, four times
Longest Kickoff Return	40, at Michigan (9.15.07)
Kickoff Return Yards	133, at Michigan (9.15.07)
Kickoff Returns	5, at Michigan (9.15.07)
Most All-Purpose Yards	185, Michigan (9.13.08)

BRANDON WALKER**Season**

Field Goals	1, Purdue (9.27)
Longest FG	41, Purdue (9.27)

Career

Field Goals	2, at UCLA (10.6.07)
Longest FG	48, at UCLA (10.6.07)

GEORGE WEST**Season**

Carries	--
Rushing Yards	--
Rushing TDs	--
Receptions	--
Receiving Yards	--
Longest Reception	--
Longest Kickoff Return	--
Kickoff Return Yards	--
Kickoff Returns	--
Punt Return Yards	3, Michigan (9.13)
Punt Returns	1, Michigan (9.13)
Longest Punt Return	3, Michigan (9.13)
Most All-Purpose Yards	3, Michigan (9.13)

Career

Carries	1, vs. Purdue (9.30.06)
Rushing Yards	11, vs. Purdue (9.30.06)
Rushing TDs	1, vs. Purdue (9.30.06)
Receptions	4, twice
Receiving Yards	37, at Purdue (9.29.07)
Longest Reception	20, vs. Ga. Tech (9.1.07)
Longest Kickoff Return	33, at Ga. Tech (9.2.06)
Kickoff Return Yards	71, at Michigan State (9.23.06)
Kickoff Returns	3, at Michigan State (9.23.06)
Punt Return Yards	15, vs. UNC (11.4.06)
Punt Returns	2, vs. UNC (11.4.06)
Longest Punt Return	10, vs. UNC (11.4.06)
Most All-Purpose Yards	46, vs. Duke (11.17.07)

IAN WILLIAMS**Season**

Tackles	6, at Michigan State (9.20)
TFL	--

Career

Tackles	11, vs. Navy (11.3.07)
TFL	1.0, vs. Air Force (11.10.07)

WILL YEATMAN**Season**

Receptions	1, twice
Receiving Yards	4, San Diego State (9.6)
Longest Reception	4, San Diego State (9.6)

Career

Receptions	3, vs. USC (10.20.07)
Receiving Yards	14, vs. USC (10.20.07)
Longest Reception	10, vs. Ga. Tech (9.1.07)

The Last Time

NOTRE DAME

RUSHING

Had 400 or more yards:at Boston College, 1996 (426)
 Had 300 or more yards:at Stanford, 2003 (320)
 Had 70 or more rushing attempts:vs. Michigan State, 1991 (76)
 Had 60 or more rushing attempts:vs. Navy, 2007 (63)
 Had 50 or more rushing attempts:at Stanford, 2005 (50)
 Had six or more rush TDs:vs. Navy, 1996 (6)
 Had five or more rush TDs:at USC, 2000 (5)
 Had four or more rush TDs:vs. Navy, 2007 (4)
 Had two players with 100 rush yards in a game:vs. Stanford, 2002
(Rashon Powers-Neal 108, Ryan Grant 103)

PASSING

Had 500 or more yards:at USC, 1970 (526)
 Had 400 or more yards:at Stanford, 2005 (432)
 Had 300 or more yards:vs. Stanford, 2008 (347)
 Had 40 or more pass attempts:vs. Stanford, 2008 (40)
 Had 30-39 pass attempts:vs. Purdue, 2008 (35)
 Had 25-29 pass completions:Stanford, 2008 (29)
 Had 20-24 pass completions:vs. Purdue, 2008 (20)
 Had six passing TDsvs. BYU, 2005 (6)
 Had five passing TDs:at Michigan State, 2006 (5)
 Had four passing TDs:at Air Force, 2006 (4)
 Had three passing TDs:vs. Stanford, 2008 (3)
 Had five passes intercepted:vs. USC, 1967 (7)
 Had four passes intercepted:at Purdue, 2003 (4)
 Had three passes intercepted:vs. Michigan, 2006 (3)

RECEIVING

Had two players with 100 receiving yards in a game:
at Michigan State, 2006 (John Carlson - 121, Jeff Samardzija - 113)

 Had a player with over 150 receiving yards in a game:
vs. North Carolina, 2006 (Jeff Samardzija - 177)

 Had two players with 10 catches in a game:
vs. BYU, 2005 (Maurice Stovall - 14, Jeff Samardzija - 10)

COMBINATION OFFENSE

Had a 200-yard passer and 100-yard rusher in a game:
vs. Purdue, 2008 (Jimmy Clausen - 275, Armando Allen - 134)

 Had a 100-yard receiver and 100-yard rusher in a game:
vs. Purdue, 2008 (Michael Floyd - 100 rec, Armando Allen - 134 rush)

TOTAL OFFENSE

Had 600 or more yards total offense:at Stanford, 2005 (663)
 Had 500-599 yards total offense:vs. Navy, 2005 (505)
 Had 400-499 yards total offense:vs. Stanford, 2008 (430)
 Had 85 or more plays total offense:vs. Navy, 2007 (90)
 Had 75-84 plays total offense:vs. Purdue, 2008 (75)

SCORING

Scored 60 or more points:vs. Rutgers, 1996 (62)
 Scored 50-59 points:at Stanford, 2003 (57)
 Scored 40-49 points:vs. Navy, 2007 (44)
 Scored 30-39 points:vs. Purdue, 2008 (38)
 Allowed 60 or more points:Never
 Allowed 50-59 points:at Miami (Fla.), 1985 (58)
 Allowed 40-49 points:vs. Air Force, 2007 (41)
 Allowed 30-39 points:USC, 2007 (38)
 Was held scoreless:USC, 2007 (38-0)
 Was held scoreless at home:USC, 2007 (38-0)
 Was held scoreless on the road:at Michigan, 2007 (38-0)
 Was held without offensive touchdown:at Michigan, 2007 (38-0)
 Held opponent scoreless:vs. Rutgers, 2002 (42-0)
 Held opponent scoreless at home:vs. Rutgers, 2002 (42-0)
 Held opponent scoreless on the road:at Purdue, 1993 (17-0)

Held opponent without offensive touchdown:
at UCLA, 2007 (20-6)

Held opponent scoreless at neutral site:
vs. Maryland (Giants Stadium - East Rutherford, NJ), 2002 (22-0)

Held two opponents scoreless in a season:
2002 vs. Maryland (22-0) vs. Rutgers (42-0)

Held three opponents scoreless in a season:
1976 vs. Purdue (23-0) at Northwestern (49-0), vs. Oregon (41-0)

Held four opponents scoreless in a season:
1966 vs. Army (35-0) vs. North Carolina (32-0), at Oklahoma (38-0),
vs. Pittsburgh (40-0) vs. Duke (64-0), at USC (51-0)

Held five opponents scoreless in a season:
1966 vs. Army (35-0) vs. North Carolina (32-0), at Oklahoma (38-0),
vs. Pittsburgh (40-0) vs. Duke (64-0), at USC (51-0)

Held six opponents scoreless in a season:
1966 vs. Army (35-0) vs. North Carolina (32-0), at Oklahoma (38-0),
vs. Pittsburgh (40-0) vs. Duke (64-0), at USC (51-0)

Had multiple players with multiple TDs in a game:
vs. Navy, 2007 (Travis Thomas - 3, Duval Kamara - 2)

TURNOVERS

Did not commit a turnover:vs. Stanford, 2008
 Committed six or more turnovers:vs. Navy, 1984 (6)
 Committed five turnovers:vs. Michigan, 2006 (5)
 Committed four fumbles lost:vs. Michigan State, 1999 (4)
 Committed three fumbles lost:at Stanford, 2007 (3)
 Recorded six or more takeaways:Michigan, 2008 (6)
 Recorded five takeaways:vs. Washington, 2004 (5)

Returned two or more interceptions for TDs:vs. Stanford, 2002 (2)
(Shane Walton - 18 yards, Courtney Watson - 34 yards)

Returned an interception for a TD:vs. Purdue, 2008 (1)
(Robert Blanton - 47 yards)

Returned a fumble for a TD:Michigan, 2008 (1)
(Brian Smith - 35 yards)

DEFENSE

Held opponent 50 or fewer rushing yards:vs. North Carolina, 2006 (31)
 Held opponent to 100 or fewer passing yards:vs. Army, 2006 (92)
 Held opponent to 201-300 yards total offense:
vs. Duke, 2007 (232)
 Held opponent to 200 or fewer yards total offense:vs. Army, 2006 (150)
 Intercepted five or more passes:vs. Purdue, 1988 (5)
 Intercepted four passes:at UCLA, 2007 (4)
 Intercepted three passes:vs. Stanford, 2008 (3)
 Scored a safety:at Stanford, 2003
 Recorded nine or more sacks:vs. Rutgers, 1996 (9)
 Recorded eight sacks:vs. Pittsburgh, 2003 (8)
 Recorded seven sacks:at Stanford, 2005 (7)
 Recorded six sacks:vs. Navy, 2004 (6)
 Recorded five sacks:vs. Stanford, 2008 (5)
 Held opponent to 10 or fewer first downs:
vs. North Carolina, 2006 (10)

SPECIAL TEAMS

Returned a punt for a TD:vs. North Carolina, 2006
(Tom Zbikowski, 52 yards)
 Returned a blocked punt for a TD:at Boston College, 2003
(Carlos Campbell, 25 yards)
 Returned a kickoff for a TD:vs. Navy, 2002
(Vontez Duff, 92 yards)

**The
Last Time**

Returned a blocked FG for a TDat Air Force, 2006
(Terrail Lambert, 76 yards)
 Blocked a punt:vs. San Diego State, 2008
(Sergio Brown)
 Punted 10 or more times:USC, 2007 (10)
 Did not punt:vs. Navy, 2007
 Blocked a field goal:vs. Boston College, 2007
 Had a field goal blocked:at Purdue, 2007
 Blocked a PAT kick:vs. North Carolina, 2006 (2)
 Scored on a blocked PAT attempt:vs. Texas, 1995
 Missed a kicking PAT:at Purdue, 2007
 Had a kicking PAT blocked:at Air Force, 2006 (2)
 Had a punt blocked:vs. Michigan State, 2005

MISCELLANEOUS

Had 30 or more first downs:vs. Purdue, 2006 (33)
 Had 20-29 first downs:vs. Stanford, 2008 (20)
 Was not penalized:at LSU, 1997
 Had 10 or more penalties:vs. Duke, 2007 (11)
 Had 120 or more yards in penalties:at Rutgers, 2000 (120)
 Had 35 minutes or more of possession time:vs. Purdue, 2008 (35:26)
 Was involved in a tie game:at USC, 1994 (17-17)
 Was involved in an overtime game:vs. Navy, 2007 (L, 44-46)

A NOTRE DAME PLAYER**RUSHING**

Rushed for 300 or more yards:Never
 Rushed for 250-299 yards:Julius Jones at Pittsburgh, 2003 (262)
 Rushed for 200-249 yards:Julius Jones at Stanford, 2003 (218)
 Rushed for 175-199 yards:Darius Walker at Stanford, 2005 (186)
 Rushed for 150-174 yards:Darius Walker vs. Army, 2006 (162)
 Rushed for 125-149 yards:Armando Allen vs. Purdue, 2008 (134)
 Rushed for 100-124 yards:Robert Hughes vs. Duke, 2007 (110)
 Quarterback rushed for 100 or more yards:Carlyle Holiday
at Boston College, 2001 (109)
 Rushed 40 or more times:Allen Pinkett at LSU, 1984 (40)
 Rushed 35-39 times:Julius Jones, vs. BYU, 2003 (35)
 Rushed 30-34 times:James Aldridge vs. Navy, 2007 (32)
 Rushed 25-29 times:Darius Walker vs. Stanford, 2006 (25)
 Rushed for four or more TDs:Emmett Mosley vs. Navy, 1994 (4)
 Rushed for three TDs:Travis Thomas vs. Navy, 2007 (3)
 Rushed for two TDs:Robert Hughes, Michigan, 2008 (2)
 Had a run of 80 yards or more:
Terrance Howard at West Virginia, 2000 (80)
 Had a run of 70-79 yards:Arnaz Battle vs. Kansas, 1999 (74)
 Had a run of 60-69 yards:Brady Quinn vs. USC, 2006 (60)
 Had a run of 50-59 yards:Carlyle Holiday at Air Force, 2002 (53)

PASSING

Passed for 500 or more yards:Joe Theismann at USC, 1970 (526)
 Passed for 400-499 yards:Brady Quinn at Stanford, 2005 (432)
 Passed for 300-399 yards:Jimmy Clausen vs. Stanford, 2008 (347)
 Attempted 50 or more passes: Brady Quinn vs. Michigan State, 2005 (60)
 Attempted 40-49 passes:Jimmy Clausen vs. Stanford, 2008 (40)
 Attempted 30-39 passes:Jimmy Clausen vs. Purdue, 2008 (35)
 Completed 30 or more passes:Brady Quinn vs. BYU, 2005 (32)
 Completed 20-29 passes:Jimmy Clausen vs. Stanford, 2008 (29)
 Threw five or more TDs:Brady Quinn at Michigan State, 2006 (5)
 Threw four TDs:Brady Quinn at Air Force, 2006 (4)
 Threw three TDs:Jimmy Clausen vs. Stanford, 2008 (3)
 Threw five or more interceptions:Before 1975
 Threw four interceptions:Brady Quinn at Purdue, 2003 (4)
 Threw three interceptions:Brady Quinn vs. Michigan, 2006 (3)
 Completed a pass of 80 yards or more:
Brady Quinn at Stanford, 2005 (80)
 Completed a pass of 70-79 yards: ..Brady Quinn vs. Tennessee, 2005 (73)
 Completed a pass of 60-69 yards:
Jimmy Clausen vs. Michigan, 2008 (60)
 Completed a pass of 50-59 yards:Brady Quinn at Air Force, 2006 (51)

RECEIVING

Caught 15 or more passes:Never
 Caught 10-14 passes:Rhema McKnight vs. Purdue, 2006 (10)
 Caught seven to nine passes:Armando Allen vs. Stanford, 2008 (7)
David Grimes vs. Stanford, 2008 (7)
 Had 200 or more yards receiving:Maurice Stovall vs. BYU, 2005 (207)
 Had 175-199 yards receiving: ..Jeff Samardzija vs. North Carolina, 2006 (177)
 Had 150-174 yards receiving:Jeff Samardzija vs. BYU, 2005 (152)
 Had 100-149 yards receiving:Michael Floyd vs. Stanford, 2008 (115)
 Caught four or more TDs:Maurice Stovall vs. BYU, 2005 (4)
 Caught three TDs:Maurice Stovall vs. Navy, 2005 (3)
 Caught two TDs:Duval Kamara vs. Navy, 2007 (2)

TOTAL OFFENSE

Had 500 or more yards total offense:Joe Theismann at USC, 1970 (512)
 Had 400-499 yards total offense:Brady Quinn vs. BYU, 2005 (457)
 Had 100 yards both passing and rushing:
Jarious Jackson vs. Oklahoma, 1999 (276 passing, 107 rushing)

SCORING

Accounted for four or more touchdowns:
Brady Quinn at Air Force, 2006 (4 passing)
 Accounted for three touchdowns:
Jimmy Clausen vs. Stanford, 2008 (3 passing)

DEFENSE

Intercepted three or more passes: ..Shane Walton vs. Maryland, 2002 (3)
 Intercepted two passes:Maurice Crum, Jr. at UCLA, 2007 (2)
 Recovered three or more fumbles:Never
 Forced two fumbles:Maurice Crum, Jr. at UCLA, 2007 (2)
 Recovered two fumbles:Brian Smith vs. Michigan, 2008 (2)
 Recorded 15 or more tackles:David Bruton vs. Michigan, 2008 (15)
 Recorded 10-14 tackles:Kyle McCarthy vs. San Diego State, 2008 (14)

SPECIAL TEAMS

Scored 15 or more points kicking:D.J. Fitzpatrick vs. BYU, 2003 (15)
 Scored 10-14 points kicking:Carl Gioia vs. PSU, 2006 (11)
 Kicked five or more field goals:
Nicholas Setta vs. Washington State, 2003 (5)
 Kicked four field goals:D.J. Fitzpatrick vs. BYU, 2003 (4)
 Kicked two field goals of 50 or more yards:Never
 Kicked a field goal of 50 or more yards:Nicholas Setta
vs. Maryland, 2002 (51)
 Kicked a punt 70 or more yards:Jim Yoder vs. Texas, 1971 (71)
 Kicked a punt 60-69 yards:Geoffrey Price vs. PSU, 2006 (62)
 Punted 10 or more times:Geoff Price vs. USC, 2007 (10)
 Totaled 175 or more kickoff return yards:
Raghib Ismail at Michigan, 1989 (192)
 Totaled 100 or more punt return yards:
Tom Zbikowski vs. Tennessee, 2005 (118)

AN OPPOSING TEAM**RUSHING**

Had 400 or more yards:Pittsburgh, 1975 (411)
 Had 300-399 yards:Stanford, 1997 (322)
 Had 200-299 yards:Michigan State, 2008 (203)
 Had 50 or more rushing attempts:Air Force, 2007 (63)
 Had five or more rush TDs:USC, 2005 (5)
 Had four rush TDs:Navy, 2007 (4)
 Had two or more players with 100 rush yards in a game: Stanford, 1997
(Anthony Bookman - 142, Mike Mitchell - 135)

PASSING

Had 400 or more yards:Washington, 2005 (408)
 Had 300-399 yards:Purdue, 2008 (359)
 Had 60 or more pass attempts:Tennessee, 1990 (60)
 Had 50-59 pass attempts:Purdue, 2008 (55)
 Had 40-49 pass attempts:Boston College, 2007 (49)
 Had 30 or more pass completions:Boston College, 2007 (32)

**The
Last Time**

Had five or more passing TDs:USC, 2004 (5)
 Had four passing TDs:USC, 2007 (4)
 Had three passing TDs:Michigan, 2007 (3)

RECEIVING

Had two players with 100 receiving yards in a game:USC, 2003
(Mike Williams 112, Keary Colbert 120)

TOTAL OFFENSE

Had 600 or more yards total offense:Ohio State, 2006 Fiesta Bowl (617)
 Had 500-599 yards total offense:LSU, 2007 Sugar Bowl (577)
 Had 400-499 yards total offense:Purdue, 2008 (462)
 Had 80 or more plays:Boston College, 2007 (83)
 Had 75-79 plays:Stanford, 2007 (77)

SCORING

Scored 60 or more points:Never
 Scored 50-59 points:Miami (Fla.), 1985 (58)
 Scored 40-49 points:Air Force, 2007 (41)
 Scored 30-39 points:USC, 2007 (38)
 Scored a two-point conversion:Navy, 2007

TURNOVERS

Did not commit a turnover:Georgia Tech, 2007
 Had three or more fumbles lost:Michigan, 2008 (4)
 Intercepted five or more passes:USC, 1967 (7)
 Intercepted four passes:Purdue, 2003 (4)
 Intercepted three passes:Michigan, 2006 (3)
 Returned an interception for a TD:Michigan, 2006
(Preston Burgess - 31 yards)
 Returned a fumble for a TD:Air Force, 2007
(John Rabold - 19 yards)

DEFENSE

Held ND to 10 or fewer first downs:USC, 2007 (10)
 Scored a safety:LSU, 1998
 Held ND to 50 or fewer rushing yards:Michigan State, 2008 (16)
 Held ND to 101-200 passing yards:Michigan, 2008 (147)
 Held ND to 100 or fewer passing yards:UCLA, 2007 (94)
 Held ND to 201-300 yards total offense:Michigan, 2008 (260)
 Held ND to 200 or fewer yards total offense:USC, 2007 (165)

SPECIAL TEAMS

Returned a punt for a TD: Penn State, 2007 (Derrick Williams - 78 yards)
 Returned a blocked punt for a TD:Michigan State, 2004
(Jerramy Scott - 0 yards)
 Returned a kickoff for a TD:USC, 2006 (Brian Cushing - 42 yards)
 Punted 10 or more times:Rutgers, 2002 (10)
 Did not punt:Miami (Fla.), 1985
 Missed a kicking PAT:San Diego State, 2008

MISCELLANEOUS

Had 30 or more first downs:LSU, 2007 Sugar Bowl (31)
 Had 20-29 first downs:Stanford, 2008 (20)
 Had 10 or more penalties:Boston College, 2007 (15)
 Had 100 or more yards in penalties:San Diego State, 2008 (100)
 Had 35 minutes or more of possession time: Boston College, 2007 (39:03)
 Had one 100-yard receiver and one 100-yard rusher:USC, 2006
(C.J. Cable, 107 rushing, Dwayne Jarrett, 132 receiving)

AN OPPOSING PLAYER

RUSHING

Rushed for 300 or more yards:Tony Dorsett, Pittsburgh, 1975 (303)
 Rushed for 200-299 yards:Javon Ringer, Michigan State, 2008 (201)
 Rushed for 150-199 yards:Mike Hart, Michigan, 2007 (187)
 Rushed for 100-149 yards:Toby Gerhart, Stanford, 2008 (104)
 Rushed 40 or more times:Craig Heyward, Pittsburgh, 1987 (42)
 Rushed 30-39 times:Javon Ringer, Michigan State, 2008 (39)
 Rushed 25-29 times:Sam McGuffie, Michigan, 2008 (25)
 Rushed for five or more TDs:Walter Reyes, Syracuse, 2003 (5)

Rushed for four TDs:Walter Reyes, Syracuse, 2003 (5)
 Rushed for three TDs:Reggie Bush, USC, 2005 (3)
 Rushed for two TDs:Javon Ringer, Michigan State, 2008 (2)
 Had a run of 80 yards or more:Sherman Lewis, Michigan State, 1963 (85)
 Had a run of 70-79 yards:Walter Reyes, Syracuse, 2003 (71)
 Had a run of 60-69 yards:Javon Ringer, Michigan State, 2008 (63)
 Had a run of 50-59 yards:Joe McKnight, USC, 2007 (51)

PASSING

Passed for 500 or more yards:Never
 Passed for 400-499 yards:Matt Leinart, USC, 2004 (400)
 Passed for 300-399 yards:Curtis Painter, Purdue, 2008 (359)
 Attempted 60 or more passes:Andy Kelly, Tennessee, 1990 (60)
 Attempted 50-59 passes:Curtis Painter, Purdue, 2008 (55)
 Attempted 40-49 passes:Matt Ryan, Boston College, 2007 (49)
 Completed 30 or more passes:Matt Ryan, Boston College, 2007 (32)
 Completed 20-29 passes:Curtis Painter, Purdue, 2008 (29)
 Threw five or more TDs:Matt Leinart, USC, 2004 (5)
 Threw four TDs:Mark Sanchez, USC, 2007 (4)
 Threw three TDs:Ryan Mallett, Michigan, 2007 (3)
 Completed a pass of 90 yards or more:Kyle Orton, Purdue, 2004 (97)
 Completed a pass of 80-89 yards:Curtis Painter, Purdue, 2006 (88)
 Completed a pass of 70-79 yards:Joe Dailey, North Carolina, 2006 (72)
 Completed a pass of 60-69 yards:Chad Henne, Michigan, 2006 (69)
 Completed a pass of 50-59 yards: Anthony Morelli, Penn State, 2007 (51)

RECEIVING

Caught 10 or more passes:Desmond Tardy, Purdue, 2008 (10)
 Caught seven to nine passes:Ryan Whalen, Stanford, 2008 (8)
 Had 200 or more yards receiving:Selwyn Lymon, Purdue, 2006 (238)
 Had 150-199 yards receiving:Desmond Tardy, Purdue, 2008 (175)
 Had 100-149 yards receiving: . Early Doucet, LSU, 2007 Sugar Bowl (115)
 Caught three or more TD passes:Dwayne Jarrett, USC, 2006 (3)
 Caught two TD passes:Kellen Davis, Michigan State, 2007 (2)

SCORING

Accounted for five or more touchdowns:Matt Leinart, USC, 2004
(5 passing)

Accounted for four touchdowns:Matt Trannon, Michigan State, 2005
(3 receiving, 1 rushing)

Accounted for three touchdowns:

.....Shaun Carney, Air Force (1 rushing, 2 passing)

DEFENSE

Intercepted three or more passes:Rod Johnson, N.C. State, 2003 (3)
 Intercepted two passes:Otis Wiley, Michigan State, 2008 (2)
 Recorded three or more sacks:Bruce Davis, UCLA, 2007 (3.0)
 Recorded two sacks:Brandon Long, Michigan State, 2008 (2.0)

SPECIAL TEAMS

Kicked four or more field goals:Garrett Rivas, Michigan, 2004 (4)
 Kicked a field goal 50 or more yards:Matt Payne, BYU, 2004 (53)
 Kicked a punt of 65 or more yards:Jared Armstrong, Purdue, 2006 (69)
 Totalled 100 or more kick return yards: .Karl Whittaker, Navy, 2005 (159)

The Charlie Weis
Record Book

TEAM RECORDS - OFFENSE

most points in a game		
49	BYU	10.22.05
49	at Purdue	10.1.05
45	North Carolina	11.4.06
44	Navy	11.3.07
42	Navy	11.12.05
42	at Pittsburgh	9.3.05
41	Penn State	9.9.06
41	Tennessee	11.5.05
41	Michigan State	9.17.05
41	Army	11.18.06
most points in a half		
35 (1st)	at Pittsburgh	9.3.05
31 (1st)	North Carolina	11.4.06
28 (1st)	Michigan	9.13.08
28 (1st)	at Purdue	10.1.05
28 (2nd)	BYU	10.22.05
28 (1st)	Navy	11.12.05
28 (1st)	Purdue	9.30.06
27 (1st)	at Air Force	11.11.06
26 (2nd)	at Michigan State	9.23.06
24 (2nd)	Purdue	9.27.08
24 (2nd)	at Washington	9.24.05
24 (2nd)	at Stanford	11.26.05
most points in a quarter		
28 (2nd)	at Pittsburgh	9.3.05
21 (3rd)	Purdue	9.27.08
21 (1st)	Michigan	9.13.08
21 (2nd)	Navy	11.12.05
21 (3rd)	BYU	10.22.05
21 (2nd)	at Purdue	10.1.05
20 (2nd)	Army	11.18.06
20 (4th)	Tennessee	11.5.05
20 (1st)	at Air Force	11.11.06
19 (4th)	at Michigan State	9.23.06
18 (4th)	at Stanford	11.26.05
margin of victory		
32	Army	11.18.06
26	BYU	10.22.05
24	Syracuse	11.19.05
24	Penn State	9.9.06
24	vs. Navy	10.28.06
22	at Air Force	11.11.06
21	at Pittsburgh	9.3.05
21	at Purdue	10.1.05
21	Navy	11.12.05
21	Stanford	10.7.06
21	Duke	11.17.07
fewest points in a game		
0	at Michigan	9.15.07
0	USC	10.20.07
3	Georgia Tech	9.1.07
7	at Michigan State	9.20.08
10	at Penn State	9.8.07
14	Boston College	10.13.07
14	Michigan State	9.22.07
14	at Georgia Tech	9.2.06
14	vs. LSU	1.3.07
17	at Michigan	9.10.05
fewest points in a half		
0 (1st)	at Michigan State	9.20.08
0 (1st)	USC	10.20.07
0 (2nd)	USC	10.20.07
0 (1st)	Boston College	10.13.07
0 (1st)	at Purdue	9.29.07
0 (2nd)	Michigan State	9.22.07
0 (1st)	at Michigan	9.15.07
0 (2nd)	at Michigan	9.15.07
0 (1st)	Georgia Tech	9.1.07
0 (2nd)	vs. LSU	1.3.07
most rushing yards in a game		
275	at Pittsburgh	9.3.05

235	Navy	11.3.07
233	at Washington	9.24.05
231	at Stanford	11.26.05
221	Army	11.18.06
221	Navy	11.12.05
220	Duke	11.17.07
204	Stanford	10.7.06
201	Purdue	9.27.08
176	vs. Navy	10.28.06
176	at Air Force	11.11.06
fewest rushing yards in a game		
-8	Georgia Tech	9.1.07
-6	at Michigan	9.15.07
0	at Penn State	9.8.07
4	Michigan	9.16.06
16	at Michigan State	9.20.08
27	Boston College	10.13.07
41	UCLA	10.21.06
44	BYU	10.22.05
46	at UCLA	10.6.07
47	at Michigan State	9.23.06
most carries		
63	Navy	11.3.07
52	USC	11.15.05
50	at Stanford	11.26.05
50	at Purdue	10.1.05
50	at Pittsburgh	9.3.05
48	Duke	11.17.07
47	at Washington	9.24.05
44	at Michigan	9.10.05
43	Purdue	9.30.06
41	Georgia Tech	9.1.07
highest average gain per rush (min. 20)		
6.5	at Air Force	11.11.06
6.3	Army	11.18.06
5.7	Navy	11.12.05
5.5	at Pittsburgh	9.3.05
5.2	Stanford	10.7.06
5.0	Purdue	9.27.08
5.0	at Washington	9.24.05
4.8	vs. Navy	10.28.06
4.6	at Stanford	11.26.05
4.6	vs. LSU	1.3.07
4.6	vs. Duke	11.17.07
most rushing TDs scored		
4	Navy	11.3.07
4	at Purdue	10.1.05
4	at Pittsburgh	9.3.05
3	at Stanford	11.24.07
3	vs Ohio State	1.2.06
3	at Washington	9.24.05
3	Purdue	9.30.06
3	Army	11.18.06
2	Michigan	9.13.08
2	Michigan State	9.22.07
2	Navy	11.12.05
2	at Stanford	11.26.05
2	USC	11.15.05
2	at Georgia Tech	9.2.06
2	vs. Navy	10.28.06
most passes attempted		
60	Michigan State	9.17.05
52	at Purdue	9.29.07
49	Boston College	10.13.07
49	Michigan	9.16.06
45	UCLA	10.21.06
45	vs Ohio State	1.2.06
45	at USC	11.25.06
41	BYU	10.22.05
41	at Michigan State	9.20.08
40	Air Force	11.10.07
40	Stanford	11.4.08

most passes completed		
34	at Purdue	9.29.07
33	Michigan State	9.17.05
32	BYU	10.22.05
30	at Purdue	10.1.05
29	Stanford	10.4.08
29	vs Ohio State	1.2.06
29	Purdue	9.30.06
27	UCLA	10.21.06
27	Stanford	10.7.06
25	at Stanford	11.26.05
25	Penn State	9.9.06
25	Michigan	9.16.06
25	at Washington	9.24.05
highest completion percentage (min. 10 att.)		
78.0	BYU	10.22.05
76.9	at Purdue	10.1.05
76.3	Purdue	9.30.06
73.7	at Air Force	11.11.06
73.3	Army	11.18.06
72.5	Stanford	10.4.08
72.0	vs. Navy	10.28.06
71.1	Stanford	10.7.06
71.0	Navy	11.12.05
69.4	Penn State	9.9.06
most passing yards		
487	Michigan State	9.17.05
468	at Purdue	10.1.05
467	BYU	10.22.05
432	at Stanford	11.26.05
377	at Purdue	9.29.07
347	Stanford	10.4.08
346	North Carolina	11.4.06
327	at Washington	9.24.05
319	at Michigan State	9.23.06
316	Purdue	9.30.06
most passing ypa (min. 10 att.)		
12.0	at Purdue	10.1.05
11.8	vs. Navy	10.28.06
11.4	BYU	10.22.05
11.4	at Stanford	11.26.05
10.9	at Air Force	11.11.06
9.4	North Carolina	11.4.06
9.2	Navy	11.12.05
8.9	Tennessee	11.5.05
8.9	at Michigan State	9.23.06
8.8	at Washington	9.24.05
most passing yards per comp. (min. 5 comp.)		
17.3	at Stanford	11.26.05
16.4	vs. Navy	10.28.06
15.9	at Michigan State	9.23.06
15.6	at Purdue	10.1.05
15.0	North Carolina	11.4.06
14.8	Michigan State	9.17.05
14.8	Tennessee	11.5.05
14.8	at Air Force	11.11.06
14.7	Michigan	9.13.08
14.6	BYU	10.22.05
most touchdown passes		
6	BYU	10.22.05
5	Michigan State	9.17.05
5	at Michigan State	9.23.06
4	at Air Force	11.11.06
4	North Carolina	11.4.06
4	Navy	11.12.05
3	Stanford	10.4.08
3	Purdue	9.27.08
3	San Diego State	9.6.08
3	Duke	11.17.07
3	Air Force	11.10.07
3	Army	11.18.06
3	Tennessee	11.5.05
3	at Stanford	11.26.05
3	at Purdue	10.1.05

The Charlie Weis
Record Book

3	Stanford	10.7.06
3	Penn State	9.9.06
3	Michigan	9.16.06
3	vs. Navy	10.28.06
3	at USC	11.25.06
3	at Purdue	9.29.07

most passes had intercepted

3	Michigan	9.16.06
2	at Michigan State	9.20.08
2	Michigan	9.13.08
2	San Diego State	9.6.08
2	Boston College	10.13.07
2	at Stanford	11.26.05
2	at Purdue	10.1.05
2	vs. LSU	1.3.07
2	at Michigan	9.15.07
2	at Purdue	9.29.07

highest passing efficiency rating (min. 11 att.)

234.7	at Air Force	11.11.06
222.0	BYU	10.22.05
210.7	vs. Navy	10.28.06
192.9	at Purdue	10.1.05
184.1	Navy	11.12.05
176.8	at Stanford	11.26.05
176.4	North Carolina	11.4.06
170.3	at Michigan State	9.23.06
170.1	Stanford	10.4.08
165.7	Tennessee	11.5.05

most total offense plays

98	Michigan State	9.17.05	38r,60p
90	Navy	11.3.07	63r,27p
89	at Purdue	10.1.05	50r,39p
88	at Stanford	11.26.05	50r,38p
87	USC	11.15.05	52r,35p
84	at Washington	9.24.05	47r,37p
81	Purdue	9.30.06	43r,38p
80	Duke	11.17.07	48r, 32p
80	UCLA	10.21.06	35r,45p
78	Air Force	11.10.07	38r,40p
78	at Georgia Tech	9.2.06	40r,38p
78	at Purdue	9.29.07	26r,52p

most total offense yards gained

663	at Stanford	11.26.05	231r,432p
621	at Purdue	10.1.05	153r,468p
594	Michigan State	9.17.05	107r,487p
560	at Washington	9.24.05	233r,327p
511	BYU	10.22.05	44r,467p
505	Navy	11.12.05	221r,284p
502	at Pittsburgh	9.3.05	275r,227p
476	Purdue	9.27.08	201r, 275p
471	vs. Navy	10.28.06	176r, 295p
454	Purdue	9.30.06	138r,316p

highest average gain per play

8.3	at Air Force	11.11.06	46-383
8.0	BYU	10.22.05	64-511
7.6	vs. Navy	10.28.06	62-471
7.5	at Stanford	11.26.05	88-663
7.2	Navy	11.12.05	70-505
7.0	at Purdue	10.1.05	89-621
6.9	at Michigan State	9.23.06	53-366
6.8	Army	11.18.06	65-439
6.7	at Washington	9.24.05	84-560
6.5	at Pittsburgh	9.3.05	77-502

most all-purpose yards gained

794	at Stanford	11.26.05
716	Michigan State	9.17.05
698	BYU	10.22.05
683	at Purdue	10.1.05
646	North Carolina	11.4.06
622	at Washington	9.24.05
605	Tennessee	11.5.05
580	Purdue	9.27.08
577	Navy	11.12.05

560	at Pittsburgh	9.3.05
-----	---------------	--------

most all-purpose attempts

97	Navy	11.3.07
85	at Stanford	11.26.05
84	at Purdue	10.1.05
81	USC	11.15.05
81	Purdue	9.27.08
78	Michigan State	9.17.05
76	at Washington	9.24.05
76	Purdue	9.30.06
74	Stanford	10.4.08
72	at Pittsburgh	9.3.05

most touchdowns scored

7	at Purdue	10.1.05
7	BYU	10.22.05
6	Navy	11.3.07
6	Army	11.18.06
6	at Air Force	11.11.06
6	North Carolina	11.4.06
6	Navy	11.12.05
6	at Pittsburgh	9.3.05
6	at Michigan State	9.23.06
5	Purdue	9.27.08
5	Tennessee	11.5.05
5	at Stanford	11.26.05
5	Penn State	9.9.06
5	Michigan State	9.17.05
5	Purdue	9.30.06
5	vs. Navy	10.28.06

most first downs in a game

33	at Pittsburgh	9.3.05
33	Purdue	9.30.06
32	at Purdue	10.1.05
31	Michigan State	9.17.05
31	at Washington	9.24.05
30	at Stanford	11.26.05
29	Navy	11.12.05
29	Stanford	10.7.06
28	USC	11.15.05
27	BYU	10.22.05
27	Navy	11.3.07

fewest first downs in a game

9	Michigan State	9.22.07
9	at Penn State	9.8.07
10	USC	10.20.07
10	at Michigan	9.15.07
12	at UCLA	10.6.07
13	Georgia Tech	9.1.07
13	at Michigan State	9.23.06
14	Michigan	9.13.08
14	Boston College	10.13.07
14	Michigan	9.16.06
14	Tennessee	11.5.05

most time of possession

38:40	USC	11.15.05
38:01	Purdue	9.30.06
36:56	at Washington	9.24.05
36:03	at Purdue	10.1.05
35:49	Michigan State	9.17.05
35:35	Duke	11.17.07
35:25	at Georgia Tech	9.2.06
35:26	Purdue	9.27.08
34:35	at Stanford	11.26.05
34:40	Stanford	10.7.06

least time of possession

20:57	Boston College	10.13.07
21:25	at Air Force	11.11.06
24:21	at Michigan State	9.23.06
25:45	at Stanford	11.24.07
25:54	Air Force	11.10.07
26:00	at Penn State	9.8.07
26:04	Michigan	9.16.06
26:15	at Michigan State	9.20.08

26:16	at Michigan	9.15.07
26:21	BYU	10.22.05

most third down conversions

10	at Purdue	10.1.05
10	USC	11.15.05
10	at Pittsburgh	9.3.05
10	Duke	11.17.07
9	Navy	11.3.07
9	Navy	11.12.05
9	vs. Ohio State	1.2.06
8	vs. LSU	1.3.07
8	North Carolina	11.4.06
8	BYU	11.12.05
8	at Stanford	11.26.05
8	Purdue	9.30.06

fewest third down conversions

1	at Michigan State	9.23.06
2	at Penn State	9.8.07
2	Michigan	9.16.06
3	Michigan	9.13.08
3	San Diego State	9.6.08
3	at UCLA	10.6.07
3	at Air Force	11.11.06
4	Stanford	10.4.08
4	at Stanford	11.24.07
4	Air Force	11.10.07
4	USC	10.20.07
4	at Michigan	9.15.07
4	UCLA	10.21.06
4	at Michigan	9.10.05

most fourth down conversions

6	Navy	11.3.07
4	at Purdue	9.29.07
4	UCLA	10.21.06
4	Penn State	9.9.06
3	Purdue	9.27.08
3	vs. Navy	10.28.06
3	Michigan State	9.17.05
2	Stanford	10.4.08
2	Air Force	11.10.07
2	at USC	11.25.06
2	at Georgia Tech	9.2.06
2	Syracuse	11.19.05
2	at Michigan State	9.23.06
2	Purdue	9.30.06
2	Georgia Tech	9.1.07

TEAM RECORDS - SPECIAL TEAMS

most punts

10	USC	10.20.07
10	at Penn State	9.8.07
9	at UCLA	10.6.07
9	at Michigan	9.10.05
9	Michigan State	9.22.07
7	at Michigan	9.15.07
7	Georgia Tech	9.1.07
7	UCLA	10.21.06
7	Michigan	9.16.06
7	at Michigan State	9.23.06

most punt returns

6	at Stanford	11.26.05
5	North Carolina	11.4.06
4	at Stanford	11.24.07
4	USC	11.15.05
4	at Georgia Tech	9.2.06
3	at Michigan State	9.20.08
3	San Diego State	9.6.08
3	USC	10.20.07
3	Boston College	10.13.07
3	at Michigan	9.15.07
3	Army	11.18.06
3	Tennessee	11.5.05
3	Syracuse	11.19.05
3	Duke	11.17.07

The Charlie Weis
Record Book

most punt return yards

118	Tennessee	11.5.05
87	USC	11.15.05
84	North Carolina	11.4.06
64	at Stanford	11.24.07
41	San Diego State	9.6.08
37	Navy	11.3.07
34	Boston College	10.13.07
34	at Stanford	11.26.05
31	at Washington	9.24.05
30	at Georgia Tech	9.2.06

highest avg. gain per punt return (min. 2 ret.)

39.3	Tennessee	11.5.05	3-118
21.8	USC	11.15.05	4-87
18.5	Navy	11.3.07	2-37
16.8	North Carolina	11.4.06	5-84
16.0	at Stanford	11.24.07	4-64
15.5	at Washington	9.24.05	2-31
13.7	San Diego State	9.6.08	3-41
12.5	Navy	11.12.05	2-25
11.3	Boston College	10.13.07	3-34
11.0	Michigan State	9.17.05	2-22

most kick returns

8	Georgia Tech	9.1.07
8	at Purdue	9.29.07
7	Michigan	9.16.06
7	at USC	11.25.06
6	Air Force	11.10.07
6	vs. LSU	1.3.07
5	at Michigan State	9.20.08
5	Navy	11.3.07
5	USC	10.20.07
5	Michigan State	9.22.07
5	at Michigan	9.15.07
5	BYU	10.22.05

most kick return yards

158	Michigan	9.16.06
147	at Michigan State	9.20.08
142	at USC	11.25.06
133	at Michigan	9.15.07
132	at Purdue	9.29.07
131	Navy	11.3.07
128	vs. LSU	1.3.07
117	Air Force	11.10.07
112	Georgia Tech	9.1.07
110	North Carolina	11.4.06

highest avg. gain per kick return (min. 2 ret.)

39.5	at Georgia Tech	9.2.06	2-79
31.0	at Purdue	10.1.05	2-62
29.4	at Michigan State	9.20.08	5-147
27.5	North Carolina	11.4.06	4-110
26.6	at Michigan	9.15.07	5-133
26.2	Navy	11.3.07	5-131
26.2	Purdue	9.27.08	4-105
25.3	at Penn State	9.8.07	4-101
24.8	at Michigan State	9.23.06	4-99
24.7	San Diego State	9.6.08	3-74

TEAM RECORDS - DEFENSE

most points allowed

47	Michigan	9.16.06
46	Navy	11.3.07
44	Michigan State	9.17.05
44	at USC	11.25.06
41	vs. LSU	1.3.07
41	Air Force	11.10.07
38	at Michigan	9.15.07
38	USC	10.20.07
37	at Michigan State	9.23.06
34	vs. Ohio State	1.2.06
34	USC	10.15.05

most points allowed (half)

34	Michigan (first)	9.16.06
31	at Michigan State (first)	9.23.06

31	at Michigan (first)	9.15.07
28	at Purdue (second)	10.1.05
24	Michigan State (first)	9.17.05
24	Air Force (second)	11.10.07
23	USC (second)	11.25.06
23	Purdue (first)	9.29.07
21	Ohio State (first)	1.2.06
21	USC (first)	11.25.06
21	LSU (first)	1.3.07
21	USC (second)	10.20.07

most points allowed (quarter)

21	at Michigan (second)	9.15.07
20	Michigan (first)	9.16.06
17	Michigan State (first)	9.23.06
17	Stanford (fourth)	11.26.05
16	USC (fourth)	11.25.06
14	Stanford (fourth)	10.4.08
14	Georgia Tech (fourth)	9.1.07
14	Michigan State (first)	9.22.07
14	Michigan State (third)	9.22.07
14	Boston College (third)	10.13.07
14	USC (third)	10.20.07
14	Navy (second)	11.3.07
14	Air Force (third)	11.10.07
14	Michigan State (first)	9.17.05
14	Michigan State (third)	9.17.05
14	Washington (fourth)	9.24.05
14	Purdue (third)	10.1.05
14	Purdue (fourth)	10.1.05
14	USC (first)	10.15.05
14	Ohio State (second)	1.2.06
14	Penn State (fourth)	9.9.06
14	Michigan (second)	9.16.06
14	Michigan State (second)	9.23.06
14	UCLA (second)	10.21.06
14	Navy (second)	10.28.06
14	USC (first)	11.25.06
14	LSU (first)	1.3.07

fewest points allowed

6	at UCLA	10.6.07
7	Duke	11.17.07
9	Army	11.18.06
10	Syracuse	11.19.05
10	at Michigan	9.10.05
10	at Georgia Tech	9.2.06
13	San Diego State	9.6.08
14	vs. Navy	10.28.06
14	at Stanford	11.24.07
17	Michigan	9.13.08
17	at Washington	9.24.05
17	Penn State	9.9.06
17	UCLA	10.21.06
17	at Air Force	11.11.06

fewest points allowed (half)

0	Michigan (second)	9.13.08
0	at Purdue (first)	10.1.05
0	at Georgia Tech (second)	9.2.06
0	Penn State (first)	9.2.06
0	vs. Navy (second)	10.28.06
3	at Michigan (first)	9.10.05
3	at Washington (first)	9.24.05
3	Syracuse (first)	11.19.05
3	Stanford (first)	10.7.06
3	UCLA (second)	10.21.06
3	at Air Force (first)	11.11.06
3	Army (first)	11.18.06

fewest points allowed (quarter)

0	Stanford (first)	10.4.08
0	Stanford (third)	10.4.08
0	Purdue (fourth)	9.27.08
0	Michigan (third)	9.13.08
0	Michigan (fourth)	9.13.08
0	San Diego State (first)	9.6.08
0	San Diego State (fourth)	9.6.08
0	at Pittsburgh (third)	9.3.05

0	at Michigan (first)	9.10.05
0	at Michigan (third)	9.10.05
0	Michigan State (fourth)	9.17.05
0	at Washington (first)	9.24.05
0	at Washington (third)	9.24.05
0	at Purdue (first)	10.1.05
0	at Purdue (second)	10.1.05
0	USC (second)	10.8.05
0	BYU (second)	10.22.05
0	BYU (fourth)	10.22.05
0	Tennessee (fourth)	11.5.05
0	Navy (second)	11.12.05
0	Syracuse (second)	11.19.05
0	Syracuse (third)	11.19.05
0	Stanford (third)	11.26.05
0	at Georgia Tech (third)	9.2.06
0	at Georgia Tech (fourth)	9.2.06
0	Penn State (first)	9.9.06
0	Penn State (second)	9.9.06
0	at Michigan State (fourth)	9.23.06
0	Purdue (third)	9.30.06
0	Stanford (second)	10.7.06
0	Stanford (third)	10.7.06
0	UCLA (first)	10.21.06
0	UCLA (third)	10.21.06
0	vs. Navy (first)	10.28.06
0	vs. Navy (third)	10.28.06
0	vs. Navy (fourth)	10.28.06
0	North Carolina (fourth)	11.4.06
0	at Air Force (second)	11.11.06
0	Army (second)	11.18.06
0	Army (third)	11.18.06
0	at Michigan (fourth)	9.15.07
0	Michigan State (fourth)	9.22.07
0	at UCLA (third)	10.6.07
0	at UCLA (fourth)	10.6.07
0	Boston College (fourth)	10.13.07
0	Navy (first)	11.3.07
0	Duke (first)	11.17.07
0	Duke (second)	11.17.07
0	Duke (third)	11.17.07
0	at Stanford (third)	11.24.07
0	at Stanford (fourth)	11.24.07

margin of defeat

38	at Michigan	9.15.07
38	USC	10.20.07
30	Georgia Tech	9.1.07
27	vs. LSU	1.3.07
26	Michigan	9.16.06
21	at Penn State	9.8.07
20	at USC	11.25.06
17	Michigan State	9.22.07
17	Air Force	11.10.07
16	at Michigan State	9.20.08

most rushing yards allowed

289	at Michigan (61)	9.15.07
285	Air Force (63)	11.10.07
275	vs. Ohio State (36)	1.2.06
271	vs. Navy (56)	10.28.06
259	Georgia Tech (43)	9.1.07
257	Navy (66)	11.3.07
248	at Michigan State (43)	9.23.06
245	vs. LSU (37)	1.3.07
239	Navy (58)	11.12.05
227	USC (36)	10.20.07

fewest rushing yards allowed

-11	at Stanford (25)	11.26.05
26	UCLA (28)	10.21.06
31	UNC (25)	11.4.06
41	at Washington (22)	9.24.05
58	Army (36)	11.18.06
71	San Diego State	9.6.08
72	Stanford (31)	10.7.06
75	BYU (34)	10.22.05
89	at UCLA (37)	10.6.07
92	Purdue (18)	9.30.06

The Charlie Weis
Record Book

highest avg. per rush (min. 20)

7.64	vs. Ohio State (36-275)	1.2.06
6.83	at Purdue (24-164)	10.1.05
6.62	vs. LSU (37-245)	1.3.07
6.31	USC (36-227)	10.20.07
6.02	Georgia Tech (43-259)	9.1.07
5.76	at Michigan State (43-248)	9.23.06
5.65	USC (31-175)	10.15.05
4.94	Boston College (34-168)	10.13.07
4.84	Navy (56-271)	10.28.06
4.79	Penn State (33-158)	9.9.06

lowest avg. per rush (min. 20)

-0.44	at Stanford (25-(-11))	11.26.05
0.93	UCLA (28-26)	10.21.06
1.24	UNC (25-31)	11.4.06
1.61	Army (36-58)	11.18.06
1.86	at Washington (22-41)	9.24.05
2.21	BYU (34-75)	10.22.05
2.32	Stanford (31-72)	10.7.06
2.41	at UCLA (37-89)	10.6.07
2.79	Tennessee (39-109)	11.5.05
2.83	at Purdue (42-119)	9.29.07

most rushing TDs allowed

5	USC	10.15.05
4	Navy	11.3.07
3	vs. LSU	1.3.07
3	Georgia Tech	9.1.07
2	at Michigan State	9.20.08
2	Michigan State	9.17.05
2	at Purdue	10.1.05
2	Navy	11.12.05
2	vs. Ohio State	1.2.06
2	at Penn State	9.8.07
2	at Michigan	9.15.07
2	Boston College	10.13.07
2	Air Force	11.10.07
2	at Stanford	11.24.07
2	at USC	11.25.06
2	vs. Navy	10.28.06

fewest rushing TDs allowed

0	at Michigan	9.10.05
0	Syracuse	11.19.05
0	Stanford	11.26.05
0	at Georgia Tech	9.2.06
0	Stanford	10.7.06
0	UCLA	10.21.06
0	UNC	11.4.06
0	at Air Force	11.11.06
0	Army	11.18.06
0	Michigan State	9.22.07
0	at UCLA	10.6.07

highest completion percentage (min. 10 att.)

73.7	at Air Force	11.11.06	14-19
69.6	Michigan	9.13.08	16-23
67.9	vs. Ohio State	1.2.06	19-28
65.3	Boston College	10.13.07	32-49
64.3	Stanford	10.4.08	29-40
63.9	at Stanford	11.26.05	23-36
62.5	Air Force	11.10.07	10-16
61.8	vs. LSU	1.3.07	21-34
60.7	at USC	11.25.06	17-28
59.5	at Purdue	9.29.07	22-37

lowest completion percentage (min. 10 att.)

38.1	Army	11.18.06	8-21
40.0	Navy	11.12.05	4-10
40.6	Tennessee	11.5.05	13-32
40.9	Syracuse	11.19.05	9-22
42.1	at UCLA	10.6.07	16-38
43.2	at Michigan	9.10.05	19-44
43.8	at Michigan	9.15.07	7-16
45.5	at Stanford	11.24.07	15-33
45.8	Michigan State	9.22.07	11-24
45.8	Georgia Tech	9.1.07	11-24

most pass yards allowed

408	at Washington	9.24.05
359	Purdue	9.27.08
350	at Purdue	10.1.05
347	at Stanford	11.26.05
346	North Carolina	11.4.06
342	vs. Ohio State	1.2.05
327	Michigan State	9.17.05
319	at Michigan State	9.23.06
317	BYU	10.22.05
316	Purdue	9.30.06

fewest pass yards allowed

43	vs. Navy	10.28.06
75	Navy	11.12.05
78	Syracuse	11.19.05
81	Navy	11.3.07
90	at Michigan	9.15.07
92	Army	11.18.06
120	Air Force	11.10.07
121	Georgia Tech	9.1.07
131	at Penn State	9.8.07
135	Michigan State	9.22.07

most interceptions

4	at UCLA	10.6.07
3	Stanford	10.4.08
2	Michigan	9.13.08
2	Tennessee	10.5.05
2	BYU	10.22.05
2	USC	10.15.05
2	at Michigan State	9.23.06
2	Army	11.18.06
2	at USC	11.25.06
2	at Purdue	9.29.07
2	at Stanford	11.24.07

fewest interceptions

0	at Michigan State	9.20.08
0	Georgia Tech	9.1.07
0	at Michigan	9.15.07
0	USC	10.20.07
0	Navy	11.3.07
0	Air Force	11.10.07
0	Duke	11.17.07
0	at Stanford	11.25.05
0	vs. Ohio State	1.2.06
0	at Georgia Tech	9.2.06
0	Purdue	9.30.06
0	vs. Navy	10.28.06
0	North Carolina	11.4.06
0	at Air Force	11.11.06

most total offense yards

617	vs. Ohio State	1.2.06
577	vs. LSU	1.3.07
514	at Purdue	10.1.05
490	Purdue	9.30.06
488	Michigan State	9.17.05
476	USC	10.15.05
462	Purdue	9.27.08
462	USC	10.20.07
459	Boston College	10.13.07
449	at Washington	9.24.05

fewest total offense yards

150	Army	11.18.06
221	Syracuse	11.19.05
226	Stanford	10.7.06
232	Duke	11.17.07
243	UCLA	10.21.06
244	North Carolina	11.4.06
259	at Georgia Tech	9.2.06
282	at UCLA	10.6.07
295	at Penn State	9.8.07
296	Tennessee	11.5.05

most plays

83	Boston College	10.13.07
----	----------------	----------

82	at Purdue	10.1.05
79	Air Force	11.10.07
79	at Air Force	11.11.06
79	at Purdue	9.29.07
79	BYU	10.22.05
77	at Michigan	9.15.07
75	at UCLA	10.6.07
75	Navy	11.3.07
74	San Diego State	9.6.08

fewest plays

49	North Carolina	11.4.06
49	Stanford	10.7.06
52	at Georgia Tech	9.1.06
57	Army	11.18.06
60	USC	11.25.06
60	Syracuse	11.19.05
61	Stanford	10.7.06
62	at Washington	9.24.05
63	Michigan State	9.17.05
63	Michigan	9.16.06

most first downs

31	vs. LSU	1.3.07
29	at Purdue	
27	at Purdue	9.29.07
27	vs. Ohio State	
26	BYU	
25	at Michigan	9.15.07
25	Penn State	9.9.06
24	Purdue	9.30.06
24	at Air Force	11.11.06
24	USC	10.20.07

fewest first downs

10	North Carolina	11.4.06
11	Syracuse	11.19.05
12	UCLA	10.21.07
12	Army	11.18.06
14	at Stanford	11.26.05
14	Stanford	10.7.06
14	at Georgia Tech	9.1.06
15	at Michigan	9.10.05
16	Duke	11.17.07
16	at Michigan State	9.20.08

most fumble returns for TD

1	Michigan	9.13.08
1	Penn State	9.9.06
1	at UCLA	10.6.07

most fumble return yards

35	Michigan	9.13.08
34	at UCLA	10.6.07
25	Penn State	9.9.06

most interception returns for TD

1	Michigan State	9.23.06
1	at Penn State	9.8.07
1	Boston College	10.13.07

most interception returns

4	at UCLA	10.6.07
2	Michigan	9.13.08
2	at Stanford	11.24.07
2	at Purdue	9.29.07
2	at USC	11.25.06
2	Army	11.18.06
2	Tennessee	11.5.05
2	USC	11.15.05
2	BYU	10.22.05
2	at Michigan State	9.23.06

most interception return yards

86	BYU	10.22.05
80	Michigan	9.13.08
74	Tennessee	11.5.05
73	at Penn State	9.8.07
64	at UCLA	10.6.07

**The Charlie Weis
Record Book**

51	Michigan	9.16.06
46	at Stanford	11.24.07
27	at Michigan	9.10.05
27	at Michigan State	9.23.06
25	Boston College	10.13.07

highest average gain per int return (min. 2 ret.)

43.0	BYU	10.22.05	2-86
40.0	Michigan	9.13.08	2-80
37.0	Tennessee	11.5.05	2-74
23.0	at Stanford	11.24.07	2-46
16.0	at UCLA	10.6.07	4-64
13.5	at Michigan State	9.23.06	2-27
6.5	USC	11.15.05	2-13
0.5	Army	11.18.06	2-1
0.0	at USC	11.25.06	2-0

most tackles

109	at Air Force	11.11.06	45-64
109	Navy	11.3.07	35-74
97	Air Force	11.10.07	39-58
97	Navy	11.12.05	29-68
87	Michigan State	9.22.07	35-52
87	BYU	10.22.05	42-45
85	at Michigan	9.15.07	51-34
85	Michigan	9.16.06	31-54
83	USC	10.20.07	35-48
83	at Stanford	11.24.07	45-38

most quarterback sacks

7.0	at Stanford	11.26.05
5.0	Stanford	10.4.08
5.0	at Stanford	11.24.07
5.0	at UCLA	10.6.07
5.0	Stanford	10.7.06
5.0	at Pittsburgh	9.3.05
4.0	North Carolina	11.4.06
4.0	vs. Navy	10.28.06
3.0	Army	11.18.06
3.0	UCLA	10.21.06
3.0	Tennessee	11.5.05
3.0	Syracuse	11.19.05
3.0	BYU	10.22.05
3.0	at Michigan State	9.23.06
3.0	at Washington	9.24.05

most tackles for loss

12.0	Syracuse	11.19.05
11.0	Tennessee	11.5.05
10.0	at Stanford	11.26.05
9.0	at UCLA	10.6.07
9.0	Michigan State	9.17.05
8.0	Army	11.18.06
8.0	North Carolina	11.4.06
8.0	UCLA	10.21.06
8.0	at Pittsburgh	9.3.05
8.0	Michigan	9.16.06

most fumbles forced

3	at UCLA	10.6.07
3	Penn State	9.9.06
3	Michigan State	9.17.05
2	Michigan	9.13.08
2	Navy	11.3.07
2	at Penn State	9.8.07
2	Tennessee	11.5.05
2	at Pittsburgh	9.3.05
2	at Michigan State	9.23.06
2	at Washington	9.24.05

most fumbles recovered

4	Michigan	9.13.08
3	at UCLA	10.6.07
2	Duke	11.17.07
2	Air Force	11.10.07
2	at Michigan	9.15.07
2	at Penn State	9.8.07
2	vs Ohio State	1.2.06
2	Penn State	9.9.06

2	Michigan State	9.17.05
2	at Washington	9.24.05

most pass breakups

9	at Michigan	9.10.05
8	San Diego State	9.6.08
7	USC	10.20.07
7	at UCLA	10.6.07
6	Duke	11.17.07
6	Purdue	9.30.06
6	at Purdue	10.1.05
5	Tennessee	11.5.05
5	at Pittsburgh	9.3.05
5	Penn State	9.9.06
5	at Washington	9.24.05

most blocked kicks

2	North Carolina	11.4.06
2	vs. Ohio State	1.2.06
2	Syracuse	11.19.05
1	Nine Times	

INDIVIDUAL RECORDS - OFFENSE**most rushing attempts**

35	Walker, at Stanford (11.26.05)
32	Aldridge, Navy (11.3.07)
31	Walker, Purdue (9.30.06)
26	Walker, Syracuse (11.19.05)
26	Walker, at Michigan (9.10.05)
26	Walker, Michigan State (9.17.05)
25	Walker, Stanford (10.7.06)
24	Walker, Army (11.18.06)
23	Walker, at Purdue (10.1.05)
22	Aldridge, at UCLA (10.6.07)
22	Walker, at Georgia Tech (9.2.06)
22	Walker, vs. LSU (1.3.07)

most rushing yards

186	Walker, at Stanford (11.26.05)
162	Walker, Army (11.18.06)
153	Walker, Stanford (10.7.06)
153	Walker, at Air Force (11.11.06)
146	Walker, Purdue (9.30.06)
136	Hughes, at Stanford (11.24.07)
134	Allen, Purdue (9.27.08)
128	Walker, at Washington (9.24.05)
128	Walker, vs. LSU (1.3.07)
125	Aldridge, Navy (11.3.07)

highest average gain per rush (min. 10)

10.2	Walker, at Air Force (11.11.06)	15-153
7.9	Allen, Purdue (9.27.08)	17-134
7.6	Hughes, at Stanford (11.24.07)	18-136
6.8	Walker, Army (11.18.06)	24-162
6.7	Quinn, at USC (11.25.06)	11-74
6.5	Hughes, vs. Duke (11.17.07)	17-110
6.2	Walker, Navy (11.2.05)	19-118
6.1	Walker, Stanford (10.7.06)	25-153
6.1	Walker, at Washington (9.24.05)	21-128
5.8	Aldridge, vs. Michigan St. (9.22.07)	18-104
5.8	Walker, vs. LSU (1.3.07)	22-128

most rushing touchdowns

3	T. Thomas, Navy (11.3.07)
3	Powers-Neal, at Pittsburgh (9.3.05)
3	Walker, vs Ohio State (1.2.06)
2	Hughes, vs. Michigan (9.13.08)
2	Walker, Army (11.18.06)
2	Powers-Neal, at Purdue (10.1.05)

longest rush from scrimmage

60	Quinn, at USC (11.25.06)
45	Hughes, at Stanford (11.24.07)
43	Aldridge, Michigan State (9.22.07)
43	Thomas, Penn State (9.9.06)
39	Walker, at Air Force (11.11.06)
38	Walker, at Stanford (11.26.05)
37	Walker, Syracuse (11.19.05)
35	Walker, vs. LSU (1.3.07)

33	Hughes, vs. Duke (11.17.07)
32	Walker, Stanford (10.7.06)

most passing attempts

60	Quinn, Michigan State (9.17.05)
48	Quinn, Michigan (9.16.06)
45	Quinn, at USC (11.25.06)
45	Quinn, UCLA (10.21.06)
45	Quinn, vs Ohio State (1.2.06)
41	Clausen, at Michigan State (9.20.08)
41	Quinn, BYU (10.22.05)
40	Clausen, Stanford (10.4.08)
40	Clausen, Air Force (11.10.07)
38	Quinn, at Stanford (11.26.05)
38	Quinn, at Georgia Tech (9.2.06)
38	Quinn, Purdue (9.30.06)

most passing completions

33	Quinn, Michigan State (9.17.05)
32	Quinn, BYU (10.22.05)
29	Clausen, Stanford (10.4.08)
29	Quinn, vs Ohio State (1.2.06)
29	Quinn, at Purdue (10.1.05)
29	Quinn, Purdue (9.30.06)
27	Quinn, UCLA (10.21.06)
27	Quinn, Stanford (10.7.06)
25	Quinn, at Stanford (11.26.05)
25	Quinn, Penn State (9.9.06)
25	Quinn, at Washington (9.24.05)

highest completion percentage (min. 10 att.)

80.6	Quinn, at Purdue (10.1.05)	29-36
78.0	Quinn, BYU (10.22.05)	32-41
76.9	Sharpley, Georgia Tech (9.1.07)	10-13
76.3	Quinn, Purdue (9.30.06)	29-38
73.7	Quinn, at Air Force (11.11.06)	14-19
73.3	Quinn, Army (11.18.06)	22-30
73.0	Quinn, Stanford (10.7.06)	27-37
72.5	Clausen, Stanford (10.4.08)	29-40
72.0	Quinn, vs. Navy (10.28.06)	18-25
71.0	Quinn, Navy (11.12.05)	22-31

most passing yards

487	Quinn, Michigan State (9.17.05)
467	Quinn, BYU (10.22.05)
440	Quinn, at Purdue (10.1.05)
432	Quinn, at Stanford (11.26.05)
347	Clausen, Stanford (10.4.08)
346	Quinn, North Carolina (11.4.06)
327	Quinn, at Washington (9.24.05)
319	Quinn, at Michigan State (9.23.06)
316	Quinn, Purdue (9.30.06)
304	Quinn, UCLA (10.21.06)

most passing yards per attempt (min. 10 att.)

12.2	Quinn, at Purdue (10.1.05)	36-440
11.8	Quinn, vs. Navy (10.28.06)	25-295
11.4	Quinn, BYU (10.22.05)	41-467
11.4	Quinn, at Stanford (11.26.05)	38-432
10.9	Quinn, at Air Force (11.11.06)	19-207
9.9	Quinn, North Carolina (11.4.06)	35-346
9.2	Quinn, Navy (11.12.05)	31-284
8.9	Quinn, Tennessee (11.5.05)	33-295
8.9	Quinn, at Michigan State (9.23.06)	36-319
8.8	Quinn, at Washington (9.24.05)	37-327

most passing yards per comp. (min. 5 comp.)

17.3	Quinn, at Stanford (11.26.05)	25-432
16.4	Quinn, vs. Navy (10.28.06)	18-295
15.9	Quinn, at Michigan State (9.23.06)	20-319
15.2	Quinn, at Purdue (10.1.05)	29-440
15.0	Quinn, North Carolina (11.4.06)	23-346
14.8	Quinn, at Air Force (11.11.06)	14-207
14.8	Quinn, Michigan State (9.17.05)	33-487
14.8	Quinn, Tennessee (11.5.05)	20-295
14.7	Clausen, Michigan (9.13.08)	10-147
14.6	Quinn, BYU (10.22.05)	32-467

The Charlie Weis
Record Book

most passing touchdowns

6	Quinn, BYU (10.22.05)
5	Quinn, Michigan State (9.17.05)
5	Quinn, at Michigan State (9.23.06)
4	Quinn, at Air Force (11.11.06)
4	Quinn, North Carolina (11.4.06)
4	Quinn, Navy (11.12.05)
3	Clausen, Stanford (10.4.08)
3	Clausen, Purdue (9.27.08)
3	Clausen, San Diego State (9.6.08)
3	Clausen, Duke (11.17.07)
3	Clausen, Air Force (11.10.07)
3	Quinn, at USC (11.25.06)
3	Quinn, Army (11.18.06)
3	Quinn, Tennessee (11.5.05)
3	Quinn, at Stanford (11.26.05)
3	Quinn, at Purdue (10.1.05)
3	Quinn, Stanford (10.7.06)
3	Quinn, Penn State (9.9.06)
3	Quinn, Michigan (9.16.06)
3	Quinn, vs. Navy (10.28.06)

most passing interceptions

3	Quinn, Michigan (9.16.06)
2	Clausen, Michigan (9.13.08)
2	Clausen, San Diego State (9.6.08)
2	Clausen, Boston College (10.13.07)
2	Quinn, at Stanford (11.26.05)
2	Quinn, vs. LSU (1.3.07)
2	Clausen, at Michigan State (9.20.08)
1	Clausen, at Stanford (11.24.07)
1	Sharpley, USC (10.20.07)
1	Quinn, Navy (11.12.05)
1	Quinn, at Purdue (10.1.05)
1	Quinn, USC (11.15.05)
1	Quinn, at Pittsburgh (9.3.05)
1	Quinn, Michigan State (9.17.05)
1	Quinn, at Michigan State (9.23.06)
1	Wolke, at Purdue (10.1.05)
1	Quinn, Army (11.18.06)
1	Clausen, at Penn State (9.8.07)
1	Clausen, at Michigan (9.15.07)
1	Sharpley, at Michigan (9.15.07)
1	Clausen, at Purdue (9.29.07)
1	Sharpley, at Purdue (9.29.07)

highest passing efficiency rating (min. 10 att.)

234.8	Quinn, at Air Force (11.11.06)
222.0	Quinn, BYU (10.22.05)
210.7	Quinn, vs. Navy (10.28.06)
205.2	Quinn, at Purdue (10.1.05)
186.5	Quinn, North Carolina (11.4.06)
184.1	Quinn, Navy (11.12.05)
176.8	Quinn, at Stanford (11.26.05)
170.3	Quinn, at Michigan State (9.23.06)
170.1	Clausen, Stanford (10.4.08)
165.7	Quinn, Tennessee (11.5.05)

longest pass completion

80	Quinn, at Stanford (11.26.05)
73	Quinn, Tennessee (11.5.05)
62	Quinn, at Michigan State (9.23.06)
60	Clausen, Michigan (9.13.08)
55	Quinn, at Purdue (10.1.05)
52	Quinn, at Washington (9.24.05)
51	Quinn, at Pittsburgh (9.3.05)
51	Quinn, at Air Force (11.11.06)
50	Quinn, Michigan State (9.17.05)
48	Clausen, Stanford (10.4.08)

most receptions

14	Stovall, BYU (10.22.05)
10	McKnight, Purdue (9.30.06)
10	Samardzija, BYU (10.22.05)
9	Samardzija, Army (11.18.06)
9	Stovall, vs. Ohio State (1.2.06)
9	Walker, Purdue (9.30.06)
8	Samardzija, vs. LSU (1.3.07)
8	Carlson, North Carolina (11.4.06)

8	Grimes, UCLA (10.21.06)
8	Samardzija, UCLA (10.21.06)
8	McKnight, Georgia Tech (9.2.06)
8	Samardzija, Stanford (11.26.05)
8	Samardzija, Washington (9.24.05)
8	Stovall, Navy (11.12.05)
8	Stovall, at Purdue (10.1.05)
8	Stovall, Michigan State (9.17.05)

most receiving yards

207	Stovall, BYU (10.22.05)
191	Samardzija, at Stanford (11.26.05)
177	Samardzija, North Carolina (11.4.06)
176	Stovall, Michigan State (9.17.05)
164	Samardzija, at Washington (9.24.05)
153	Samardzija, at Purdue (10.1.05)
152	Samardzija, BYU (10.22.05)
136	Stovall, at Stanford (11.26.05)
134	Stovall, at Purdue (10.1.05)
130	Stovall, Navy (11.12.05)

highest avg. gain per reception (min. 3 rec.)

34.7	Tate, at Purdue (9.29.07)	3-104
31.8	Tate, Michigan (9.13.08)	4-127
30.3	Stovall, Syracuse (11.19.05)	3-91
30.2	Carlson, at Michigan State (9.23.06)	4-121
29.5	Samardzija, North Carolina (11.4.06)	6-177
24.0	Grimes, vs. Navy (10.28.06)	3-72
23.9	Samardzija, at Stanford (11.26.05)	8-191
23.5	Parris, Boston College (10.13.07)	4-94
23.0	Floyd, Stanford (10.4.08)	5-115
22.0	Stovall, Michigan State (9.17.05)	8-176

most receiving touchdowns

4	Stovall, BYU (10.22.05)
3	Samardzija, Michigan State (9.17.05)
3	Samardzija, Navy (11.12.05)
2	Kamara, Navy (11.3.07)
2	McKnight, Army (11.18.06)
2	McKnight, North Carolina (11.4.06)
2	McKnight, at Michigan State (9.23.06)
2	McKnight, Purdue (9.30.06)
2	Samardzija, Purdue (9.30.06)
2	Samardzija, at Stanford (11.26.05)
2	Samardzija, at Purdue (10.1.05)
2	Samardzija, BYU (10.22.05)
2	Samardzija, at Michigan State (9.23.06)
2	McKnight, vs. Navy (10.28.06)

longest pass reception

80	Samardzija, at Stanford (11.26.05)
73	Samardzija, Tennessee (11.5.05)
62	Carlson, at Michigan State (9.23.06)
60	Tate, Michigan (9.13.08)
55	Samardzija, at Purdue (10.1.05)
52	Samardzija, at Washington (9.24.05)
51	Walker, at Pittsburgh (9.3.05)
51	Samardzija, at Air Force (11.11.06)
50	Stovall, Michigan State (9.17.05)
48	Floyd, Stanford (10.4.08)

most total offense plays

67	Quinn, Michigan State (9.17.05)	7r,60p
59	Quinn, UCLA (10.21.06)	14r,45p
56	Quinn, at USC (11.25.06)	11r, 45p
55	Quinn, vs. Ohio State (1.2.06)	10r,45p
52	Quinn, Michigan (9.16.06)	4r,48p
50	Clausen, Air Force (11.10.07)	10r,40p
48	Quinn, USC (11.15.05)	13r,35p
47	Clausen, at Stanford (11.24.07)	15r, 32p
45	Quinn, BYU (10.22.05)	4r,41p
45	Quinn, at Georgia Tech (9.2.06)	7r,38p

most total offense yards gained

479	Quinn, Michigan State (9.17.05)	-8r,487p
463	Quinn, at Purdue (10.1.05)	23r,440p
457	Quinn, BYU (10.22.05)	-10r,467p
453	Quinn, at Stanford (11.26.05)	21r,432p
414	Clausen, vs. Duke (11.17.07)	220r,194p

356	Quinn, at Washington (9.24.05)	29r,327p
351	Clausen, Stanford (10.4.08)	4r,347p
348	Quinn, at USC (11.25.06)	74r, 274p
323	Quinn, vs. Navy (10.28.06)	28r, 295p
319	Quinn, at Michigan State (9.23.06)	0r,319p

highest average gain per play (min. 20 plays)

11.6	Quinn, at Purdue (10.1.05)	40-463
11.1	Quinn, vs. Navy (10.28.06)	29-323
10.3	Quinn, at Stanford (11.26.05)	44-453
10.2	Quinn, BYU (10.22.05)	45-457
9.1	Quinn, Navy (11.12.05)	34-311
8.8	Quinn, at Air Force (11.11.06)	23-203
8.7	Quinn, at Washington (9.24.05)	41-356
8.6	Quinn, at Pittsburgh (9.3.05)	32-276
8.0	Clausen, Stanford (10.4.08)	44-351
7.7	Quinn, North Carolina (11.4.06)	41-316

most all-purpose yards gained

247	Allen, Purdue (9.27.08)
241	Walker, at Stanford (11.26.05)
226	Allen, Navy (11.3.07)
219	Walker, Purdue (9.30.06)
208	Stovall, BYU (10.22.05)
198	Allen, at Michigan State (9.20.08)
198	Walker, Stanford (10.7.06)
193	Grimes, Michigan (9.16.06)
193	Samardzija, at Stanford (11.26.05)
187	Walker, Army (11.18.06)

most all-purpose attempts

40	Walker, at Stanford (11.26.05)
40	Walker, Purdue (9.30.06)
31	Walker, Stanford (10.7.06)
31	Walker, at Michigan (9.10.05)
31	Walker, Michigan State (9.17.05)
29	Walker, Syracuse (11.19.05)
29	Walker, Army (11.18.06)
27	Walker, Penn State (9.9.06)
26	Walker, at Georgia Tech (9.2.06)
25	Walker, UCLA (10.21.06)

most points scored

24	Stovall, BYU (10.22.05)
18	T. Thomas, Navy (11.3.07)
18	Powers-Neal, at Pittsburgh (9.3.05)
18	Samardzija, Michigan State (9.17.05)
18	Stovall, Navy (11.12.05)
18	Walker, vs. Ohio State (1.2.06)
12	16 times

most touchdowns scored

4	Stovall, BYU (10.22.05)
3	T. Thomas, Navy (11.3.07)
3	Powers-Neal, at Pittsburgh (9.3.05)
3	Samardzija, Michigan State (9.17.05)
3	Stovall, Navy (11.12.05)
3	Walker, vs. Ohio State (1.2.06)
2	16 times

INDIVIDUAL RECORDS - DEFENSE

most fumble returns TD

1	Smith, B., Michigan (9.13.08)
1	Crum, at UCLA (10.6.07)
1	Zbikowski, Penn State (9.9.06)

most fumble return yards

36	Crum, at UCLA (10.6.07)	2
35	Smith, B., Michigan (9.13.08)	1
25	Zbikowski, Penn State (9.9.06)	1

most interception returns TD

1	Lambert, at Michigan State (9.23.06)
1	Walls, at Penn State (9.9.06)
1	B. Smith, Boston College (10.13.07)
1	Blanton, Purdue (9.27.08)

most interception returns

2	Crum, at UCLA (10.6.07)
---	-------------------------

**The Charlie Weis
Record Book**

2 Richardson, Army (11.18.06)
2 Lambert, at Michigan State (9.23.06)
1 34 times

most interception return yards

83 Zbikowski, BYU (10.22.05) 1
73 Walls, at Penn State (9.8.07) 1
51 Ndukwe, Michigan (9.16.06) 1
47 Blanton, Purdue (9.27.08) 1
46 Crum, at UCLA (10.6.07) 2
43 Zbikowski, Stanford (11.24.07) 1
41 Wooden, Tennessee (11.5.05) 1
41 Gray, Michigan (9.13.08) 1
39 Bruton, Michigan (9.13.08) 1
33 Zbikowski, Tennessee (11.5.05) 1

highest avg. per INT return (min. 2 ret.)

23.0 Crum, at UCLA (10.6.07) 2-46
13.5 Lambert, at Michigan State (9.23.06) 2-27
0.5 Richardson, Army (11.18.06) 2-1

most tackles

22 Ndukwe, at Air Force (11.11.06) 15-7
17 Laws, Air Force (11.10.07) 6-11
16 Brockington, Navy (11.3.07) 4-12
16 Crum, Michigan State (9.22.07) 6-10
15 Bruton, Michigan (9.13.08) 10-5
15 Laws, Navy (11.3.07) 8-7
15 Bruton, Michigan State (9.22.07) 8-7
15 Brockington, at Air Force (11.11.06) 5-10
14 McCarthy, Stanford (10.4.08) 7-7
14 McCarthy, San Diego State (9.6.08) 10-4
14 Crum, Penn State (9.9.06) 10-4
14 Mays, Navy (11.12.05) 4-10
14 Zbikowski, vs. Navy (10.28.06) 10-4

most quarterback sacks

4.0 Abiamiri, at Stanford (11.26.05)
3.0 Abiamiri, Stanford (10.7.06)
2.0 Kuntz, Stanford (10.4.08)
2.0 Landri, Army (11.18.06)
2.0 Abiamiri, North Carolina (11.4.06)
2.0 Hoyte, at Stanford (11.26.05)
2.0 Hoyte, at Pittsburgh (9.3.05)
2.0 Mays, Syracuse (11.19.05)
2.0 Abiamiri, vs. Navy (10.28.06)
1.5 Landri, Stanford (10.7.06)
1.5 Landri, BYU (10.22.05)

most tackles for loss

4.5 Landri, Army (11.18.06)
4.5 Hoyte, at Pittsburgh (9.3.05)
4.0 Abiamiri, at Stanford (11.26.05)
3.5 Landri, North Carolina (11.4.06)
3.5 Abiamiri, Stanford (10.7.06)
3.5 Mays, Syracuse (11.19.05)
3.0 Abiamiri, Michigan State (9.17.05)
3.0 Crum, Jr., Tennessee (11.5.05)
3.0 Crum, Jr., Penn State (9.9.06)
3.0 Hoyte, at Washington (9.24.05)
3.0 Mays, Tennessee (11.5.05)
3.0 Laws, at Purdue (9.29.07)

most fumbles forced

2 Crum, at UCLA (10.6.07)
2 Richardson, Tennessee (11.5.05)
2 Zbikowski, at Penn State (9.8.07)
1 34 times

most fumbles recovered

2 Smith, B., Michigan (9.13.08)
2 Crum, at UCLA (10.6.07)
2 Ray Herring, at Michigan (9.15.07)

most pass breakups

2 Johnson, at Michigan State (9.20.08)
2 McNeil, Michigan (9.13.08)
2 Lambert, San Diego State (9.6.08)
2 S. Brown, San Diego State (9.6.08)

2 Ryan, San Diego State (9.6.08)
2 Walls, at Stanford (11.24.07)
2 Kuntz, USC (10.20.07)
2 Stephenson, USC (10.20.07)
2 Walls, Boston College (10.13.07)
2 Crum, at UCLA (10.6.07)
2 Kuntz, at UCLA (10.6.07)
2 Laws, at UCLA (10.6.07)
2 Kuntz, Georgia Tech (9.1.07)
2 Frome, Purdue (9.30.06)
2 Frome, at USC (11.25.06)
2 Mays, at Michigan (9.10.05)
2 Ndukwe, Tennessee (11.5.05)
2 Ndukwe, at Stanford (11.26.05)
2 Richardson, Syracuse (11.19.05)
2 Richardson, at Purdue (10.1.05)
2 Wooden, Michigan State (9.17.05)
2 Zbikowski, at Washington (9.24.05)

longest interception return

83 Zbikowski, BYU (10.22.05)
73 Walls, at Penn State (9.8.07)
51 Ndukwe, Michigan (9.16.06)
47 Blanton, Purdue (9.27.08)
43 Zbikowski, at Stanford (11.24.07)
41 Wooden, Tennessee (11.5.05)
41 Gray, Michigan (9.13.08)
39 Bruton, Michigan (9.13.08)
33 Zbikowski, Tennessee (11.5.05)
33 Crum, at UCLA (10.6.07)

longest fumble return

35 Smith, B., Michigan (9.13.08)
34 Crum, at UCLA (10.6.07)
25 Zbikowski, Penn State (9.9.06)

INDIVIDUAL RECORDS - SPECIAL TEAMS**most extra points made by kicking**

7 Fitzpatrick, at Purdue (10.1.05)
7 Fitzpatrick, BYU (10.22.05)
6 Fitzpatrick, Navy (11.12.05)
6 Fitzpatrick, at Pittsburgh (9.3.05)
6 Gioia, North Carolina (11.4.06)
5 B. Walker, Purdue (9.27.08)
5 Walker, Michigan (9.13.08)
5 Walker, Navy (11.3.07)
5 Gioia, Army (11.18.06)
5 Fitzpatrick, Tennessee (11.5.05)
5 Fitzpatrick, Michigan State (9.17.05)
5 Gioia, Penn State (9.9.06)
5 Gioia, Purdue (9.30.06)
5 Gioia, vs. Navy (10.28.06)

most extra points attempted by kicking

7 Fitzpatrick, at Purdue (10.1.05)
7 Fitzpatrick, BYU (10.22.05)
6 Gioia, at Air Force (11.11.06)
6 Fitzpatrick, Navy (11.12.05)
6 Fitzpatrick, at Pittsburgh (9.3.05)
6 Gioia, North Carolina (11.4.06)
5 B. Walker, Purdue (9.27.08)
5 Walker, Michigan (9.13.08)
5 Walker, Navy (11.3.07)
5 Gioia, Army (11.18.06)
5 Fitzpatrick, Tennessee (11.5.05)
5 Fitzpatrick, Michigan State (9.17.05)
5 Gioia, Penn State (9.9.06)
5 Gioia, at Michigan State (9.23.06)
5 Gioia, Purdue (9.30.06)
5 Gioia, vs. Navy (10.28.06)

most points scored by kicking

12 Fitzpatrick, at Washington (9.24.05)
11 Fitzpatrick, Tennessee (11.5.05)
11 Fitzpatrick, Michigan State (9.17.05)
11 Gioia, Penn State (9.9.06)
9 Fitzpatrick, Syracuse (11.19.05)
9 Gioia, North Carolina (11.4.06)
8 B. Walker, Purdue (9.27.08)

8 Walker, Navy (11.3.07)
8 Gioia, vs. Navy (10.28.06)
8 Gioia, UCLA (10.21.06)
7 Fitzpatrick, at Purdue (10.1.05)
7 Fitzpatrick, USC (11.15.05)
7 Fitzpatrick, BYU (10.22.05)
7 Gioia, Stanford (10.7.06)

most field goals attempted

4 Fitzpatrick, Syracuse (11.19.05)
3 Gioia, UCLA (10.21.06)
3 Fitzpatrick, Michigan State (9.17.05)
3 Fitzpatrick, at Washington (9.24.05)
2 B. Walker, Stanford (10.4.08)
2 B. Walker, Purdue (9.27.08)
2 Walker, at Michigan State (9.20.08)
2 Walker, Navy (11.3.07)
2 Walker, at UCLA (10.6.07)
2 Fitzpatrick, Tennessee (11.5.05)
2 Fitzpatrick, at Stanford (11.26.05)
2 Fitzpatrick, USC (11.15.05)
2 Gioia, at Georgia Tech (9.2.06)
2 Gioia, Penn State (9.9.06)

most field goals made

3 Fitzpatrick, at Washington (9.24.05)
2 Walker, at UCLA (10.6.07)
2 Gioia, UCLA (10.21.06)
2 Fitzpatrick, Tennessee (11.5.05)
2 Fitzpatrick, Syracuse (11.19.05)
2 Fitzpatrick, Michigan State (9.17.05)
2 Gioia, Penn State (9.9.06)
1 11 Times

longest field goal made

48 Walker, at UCLA (10.6.07)
48 Fitzpatrick, Michigan State (9.17.05)
44 Fitzpatrick, Syracuse (11.19.05)
43 Fitzpatrick, at Michigan (9.10.05)
41 B. Walker, Purdue (9.27.08)
40 Gioia, vs. Navy (10.28.06)
39 Fitzpatrick, at Washington (9.24.05)
36 Fitzpatrick, Tennessee (11.5.05)
35 Gioia, Stanford (10.7.06)
35 Gioia, Penn State (9.9.06)

most punts

10 Price, USC (10.20.07)
9 Price, at UCLA (10.6.07)
9 Price, at Penn State (9.8.07)
9 Fitzpatrick, at Michigan (9.10.05)
7 Price, at Michigan (9.15.07)
7 Price, Georgia Tech (9.1.07)
7 Price, Michigan (9.16.06)
7 Price, at Michigan State (9.23.06)
6 Maust, Michigan (9.13.08)
6 Price, Boston College (10.13.07)
6 Price, Michigan State (9.22.07)
6 Price, UCLA (10.21.06)
6 Fitzpatrick, vs Ohio State (1.2.06)

most yards punting

450 Price, USC (10.20.07)
404 Price, at Penn State (9.8.07)
371 Fitzpatrick, at Michigan (9.10.05)
363 Price, Michigan (9.16.06)
363 Price, at UCLA (10.6.07)
303 Price, at Michigan (9.15.07)
303 Price, at Michigan State (9.23.06)
268 Price, Georgia Tech (9.1.07)
263 Maust, Michigan (9.13.08)
254 Fitzpatrick, vs Ohio State (1.2.06)
253 Price, Boston College (10.13.07)

highest average yards per punt (min. 3 punts)

51.9 Price, Michigan (9.16.06) 7-363
50.4 Price, at Georgia Tech (9.2.06) 5-252
47.4 Price, vs. LSU (1.3.07) 5-237
45.8 Price, North Carolina (11.4.06) 5-229

The Charlie Weis
Record Book

45.7	Fitzpatrick, at Pittsburgh (9.3.05)	3-137
45.7	Price, Purdue (9.30.06)	3-137
45.0	Price, USC (10.20.07)	10-450
44.2	Fitzpatrick, BYU (10.22.05)	5-221
44.8	Price, at Penn State (9.8.07)	9-403
44.0	Price, Penn State (9.9.06)	3-132
44.0	Maust, at Purdue (9.29.07)	3-132

most punts downed inside 20

3	Maust, at Stanford (11.24.07)
3	Price, Boston College (10.13.07)
3	Price, at UCLA (10.6.07)
3	Price, Purdue (9.30.06)
2	Maust, Stanford (10.4.08)
2	Maust, at Michigan State (9.20.08)
2	Maust, Michigan (9.13.08)
2	Maust, San Diego State (9.6.08)
2	Maust, Duke (11.17.07)
2	Maust, Air Force (11.10.07)
2	Price, at Michigan (9.15.07)
2	Price, North Carolina (11.4.06)
2	Fitzpatrick, vs Ohio State (1.2.06)
2	Fitzpatrick, Syracuse (11.19.05)
2	Fitzpatrick, USC (11.15.05)
2	Fitzpatrick, Michigan State (9.17.05)
2	Price, Penn State (9.9.06)
2	Price, Michigan (9.16.06)
2	Maust, at Purdue (9.29.07)

longest punt

62	Price, Penn State (9.9.06)
61	Price, at Georgia Tech (9.2.06)
60	Fitzpatrick, at Michigan (9.10.05)
59	Price, Michigan (9.16.06)
57	Price, at Penn State (9.8.07)
56	Price, Michigan State (9.22.07)
56	Price, Michigan (9.16.06)
56	Price, Boston College (10.13.07)
55	Price, at Michigan (9.16.07)
55	Price, Georgia Tech (9.1.07)
55	Price, Army (11.18.06)
55	Price, vs. LSU (1.3.07)

longest punt return

78	Zbikowski, Tennessee (11.5.05)
60	Zbikowski, at Stanford (11.24.07)
60	Zbikowski, USC (11.15.05)
52	Zbikowski, North Carolina (11.4.06)
47	Zbikowski, at Penn State (9.8.07)
32	Zbikowski, Navy (11.3.07)
25	Zbikowski, at Michigan State (9.23.06)
25	Zbikowski, at Washington (9.24.05)
23	Zbikowski, at Pittsburgh (9.3.05)
22	Allen, San Diego State (9.6.08)

longest kick return

53	Allen, at Michigan State (9.20.08)
50	Grimes, North Carolina (11.4.06)
46	Grimes, at Georgia Tech (9.2.06)
40	Tate, at Michigan (9.15.07)
40	Grimes, at Purdue (10.1.05)
38	Allen, Navy (11.3.07)
36	Hord, Tennessee (11.5.05)
36	Allen, Purdue (9.27.08)
33	Allen, USC (10.20.07)
33	Allen, at Purdue (9.29.07)
33	Grimes, BYU (10.22.05)
33	West, at Georgia Tech (9.2.06)

most punt returns

6	Zbikowski, at Stanford (11.26.05)
4	Zbikowski, at Stanford (11.24.07)
4	Zbikowski, USC (11.15.05)
4	Zbikowski, at Georgia Tech (9.2.06)
3	Allen, at Michigan State (9.20.08)
3	Zbikowski, Duke (11.17.07)
3	Zbikowski, Boston College (10.13.07)
3	Zbikowski, Army (11.18.06)
3	Zbikowski, North Carolina (11.4.06)

3	Zbikowski, Tennessee (11.5.05)
3	Zbikowski, Syracuse (11.19.05)

most punt return yards

118	Zbikowski, Tennessee (11.5.05)	3
87	Zbikowski, USC (11.15.05)	4
69	Zbikowski, North Carolina (11.4.06)	3
64	Zbikowski, at Stanford (11.24.07)	
37	Zbikowski, Navy (11.3.07)	2
35	Allen, San Diego State (9.6.08)	2
34	Zbikowski, Boston College (10.13.07)	3
34	Zbikowski, at Stanford (11.26.05)	6
31	Zbikowski, at Washington (9.24.05)	2
30	Zbikowski, at Georgia Tech (9.2.06)	4

highest avg. gain per punt return (min. 2 ret.)

39.3	Zbikowski, Tennessee (11.5.05)	3-118
23.0	Zbikowski, North Carolina (11.4.06)	3-69
21.8	Zbikowski, USC (11.15.05)	4-87
18.5	Zbikowski, Navy (11.3.07)	2-37
17.5	Allen, San Diego State (9.6.08)	2-35
16.0	Zbikowski, at Stanford (11.24.07)	4-64
15.5	Zbikowski, at Washington (9.24.05)	2-31
11.3	Zbikowski, Boston College (10.13.07)	3-34
11.0	Zbikowski, Michigan State (9.17.05)	2-22
7.5	West, North Carolina (11.4.06)	2-15
7.5	Zbikowski, BYU (10.22.05)	2-15
7.5	Zbikowski, at Georgia Tech (9.2.06)	4-30

most kick returns

6	Allen, Air Force (11.10.07)
6	Grimes, Michigan (9.16.06)
5	Allen, at Michigan State (9.20.08)
5	Tate, at Michigan (9.15.07)
5	Zbikowski, at USC (11.25.06)
5	Allen, Georgia Tech (9.1.07)
4	Allen, Purdue (9.27.08)
4	Allen, Navy (11.3.07)
4	Grimes, vs. LSU (1.3.07)
4	Grimes, at Stanford (11.26.05)
3	Allen, Stanford (10.4.08)
3	Tate, Michigan (9.13.08)
3	Allen, USC (10.20.07)
3	Allen, Boston College (10.13.07)
3	Allen, at UCLA (10.6.07)
3	Tate, Michigan State (9.22.07)
3	Allen, at Penn State (9.8.07)
3	Grimes, North Carolina (11.4.06)
3	Grimes, UCLA (10.21.06)
3	Grimes, BYU (10.22.05)
3	Hord, Tennessee (11.5.05)
3	Walls, Stanford (10.7.06)
3	West, at Michigan State (9.23.06)

most kick return yards

145	Grimes, Michigan (9.16.06)	6
147	Allen, at Michigan State (9.20.08)	5
133	Tate, at Michigan (9.15.07)	5
117	Allen, Air Force (11.10.07)	6
115	Allen, Navy (11.3.07)	4
107	Zbikowski, at USC (11.25.06)	5
105	Allen, Purdue (9.27.08)	
101	Grimes, North Carolina (11.4.06)	3
97	Grimes, at Stanford (11.26.05)	4
84	Allen, Georgia Tech (9.1.07)	5
80	West, vs. LSU (1.3.07)	4

highest avg. gain per kick return (min. 2 ret.)

33.7	Grimes, North Carolina (11.4.06)	3-101
31.0	Grimes, at Purdue (10.1.05)	2-62
29.3	Allen, at Michigan State (9.20.08)	5-147
28.8	Allen, Navy (11.3.07)	4-115
26.6	Tate, at Michigan (9.15.07)	5-133
26.2	Allen, Purdue (9.27.08)	4-105
24.3	Allen, at UCLA (10.6.07)	3-73
24.2	Grimes, at Stanford (11.26.05)	4-97
24.2	Grimes, Michigan (9.16.06)	6-145
24.0	Allen, USC (10.20.07)	3-72

most blocked kicks

2	Anastasio, Syracuse (11.19.05)
2	Landri, North Carolina (11.4.06)
1	Laws, at Stanford (11.24.07)
1	Laws, Georgia Tech (9.1.07)
1	Quinn, S., at USC (11.25.06)
1	Landri, Army (11.18.06)
1	Laws, North Carolina (11.4.06)
1	Anastasio, at Washington (9.24.05)
1	Landri, Michigan (9.16.06)
1	Laws, at Air Force (11.11.06)
1	Laws, vs Ohio State (1.2.06)
1	Laws, at Purdue (10.1.05)
1	Ndukwe, vs Ohio State (1.2.06)

NUMERICAL ROSTER			ALPHABETICAL ROSTER						
No.	Name	Pos	No.	Name	Pos	Ht	Wt	Cl	Hometown/Previous School
1	Walker, Deion	WR	34	Aldridge, James	HB	6-0	225	Jr.	St. Louis, Mo./Merrillville (IN)
3	Floyd, Michael	WR	5	Allen, Armando	HB	5-10	195	So.	Opa Locka, FL/Hialeah-Miami Lakes
4	Gray, Gary	CB	37	Anello, Mike+	CB	5-10	170	Sr.	Orland Park, IL/Carl Sandburg
5	Allen, Armando	HB	38	Bathon, Chris+	S	5-10	192	Jr.	Pleasantville, NY/Pleasantville
6	Herring, Ray	S	67	Bemenderfer, Thomas	OC	6-5	300	Sr.	Mishawaka, IN/Penn
7	Clausen, Jimmy	QB	36	Bizjak, Joe+	K	6-2	165	Jr.	Kokomo, IN/Kokomo
8	McNeil, Raeshon	CB	12	Blanton, Robert	CB	6-1	180	Fr.	Matthews, NC/Butler
9	Johnson, Ethan	DE	35	Brooks, Kevin+	TE	6-2	240	Sr.	Thousand Oaks, CA/Crespi Carmelite
9	Rudolph, Kyle	TE	69	Brophy, Carl+	OL	6-4	278	Fr.	Spokane, Wash./Gonzaga Prep
10	Crist, Dayne	QB	94	Brown, Justin	DE	6-3	277	Sr.	Clinton, MD/Bishop McNamara
11	Grimes, David	WR	31	Brown, Sergio	S	6-2	205	Jr.	Maywood, IL/Proviso East
12	Blanton, Robert	CB	27	Bruton, David	S	6-2	212	Sr.	Miamisburg, OH/Miamisburg
13	Sharpley, Evan	QB	88	Burger, Bobby	TE	6-3	242	Jr.	Cincinnati, OH/LaSalle
14	Walker, Brandon	K	64	Burke, Tom+	LB	5-10	242	Jr.	New City, NY/Clarkstown South
15	Castello, Brian	QB	39	Burkhart, Ryan	K	5-11	190	Jr.	Wakarusa, IN/Northwood
15	McCarthy, Dan	S	15	Castello, Brian+	QB	6-2	191	So.	Pittsburgh, PA/Chartiers Valley
16	Montana, Nate	QB	52	Cave, Braxston	OC	6-3	315	Fr.	Mishawaka, IN/Penn
17	Lezynski, Nick	CB	7	Clausen, Jimmy	QB	6-3	217	So.	Westlake Village, CA/Oaks Christian
17	Matthew Mulvey	QB	73	Clelland, Lane	OT	6-5	281	Fr.	Owings Mills, MD/McDonogh School
18	Kamara, Duval	WR	24	Coughlin, Brian+	WR	6-0	172	Jr.	Oak Lawn, IL/Brother Rice
19	West, George	WR	10	Crist, Dayne	QB	6-4	233	Fr.	Sherman Oaks, CA/Notre Dame
20	Lambert, Terrail	CB	40	Crum, Maurice	ILB	6-0	235	Sr.	Tampa, FL/Tampa Bay Tech
21	Gallup Jr., Barry	HB	98	Cwynar, Sean	DE	6-4	282	Fr.	McHenry, IL/Marian Central Catholic
22	Smith, Harrison	S	75	Dever, Taylor	OT	6-5	308	So.	Grass Valley, CA/Nevada Union
23	Tate, Golden	WR	72	Duncan, Paul	OT	6-7	308	Sr.	Dallas, GA/East Paulding
24	Coughlin, Brian	WR	87	Fauria, Joseph	TE	6-7	245	Fr.	Encino, CA/Crespi Carmelite
24	Gordon, Leonard	CB	46	Filer, Steve	OLB	6-3	236	Fr.	Chicago, IL/Mount Carmel
25	Gray, Jonas	HB	62	Flavin, Bill+	OC/LS	6-3	252	So.	Darien, IL/Benet Academy
26	Slaughter, Jamoris	CB	45	Fleming, Darius	OLB	6-1	236	Fr.	Chicago, IL/St. Rita
27	Bruton, David	S	3	Floyd, Michael	WR	6-3	215	Fr.	St. Paul, MN/Cretin-Derham Hall
28	McCarthy, Kyle	S	42	Franco, Dan+	WR	5-10	188	Jr.	Granger, IN/Clay
29	Gaines, Jashaad	S	29	Gaines, Jashaad	S	6-0	202	Jr.	Las Vegas, NV/Las Vegas
29	Garcia, Michael	WR	21	Gallup Jr., Barry	HB	5-11	200	Jr.	Wellesley, MA/Belmont Hill
30	Paskorz, Steve	FB	29	Garcia, Michael+	WR	6-1	178	So.	Colorado Springs, Co/St. Mary's
31	Brown, Sergio	S	57	Golic Jr., Mike	OC	6-3	280	Fr.	West Hartford, CT/Northwest Catholic
32	Schmidt, Luke	FB/TE	81	Goodman, John	WR	6-3	197	Fr.	Fort Wayne, IN/Bishop Dwenger
33	Hughes, Robert	HB	24	Gordon, Leonard	CB	5-11	187	Jr.	Clarksville, TN/Fort Campbell
34	Aldridge, James	HB	4	Gray, Gary	CB	5-11	188	So.	Columbia, SC/Richland County
35	Brooks, Kevin	TE/LS	25	Gray, Jonas	HB	5-10	230	Fr.	Beverly Hills, MI/Detroit Country Day
35	Smith, Kevin	ILB	11	Grimes, David	WR	5-10	177	Sr.	Detroit, MI/Saint Martin De Porres
36	Bizjak, Joe	K	38	Gurries, Christopher+	WR	5-10	181	So.	Reno, NV/Bishop Manoque
36	Posluszny, David	ILB	65	Hernandez, Mike+	OL	6-2	275	Fr.	Pasadena, Calif./Loyola
37	Anello, Mike	CB	6	Herring, Ray	S	5-10	198	Sr.	Melbourne,, FL/Holy Trinity Episcopal
37	Noel, Eras	HB	33	Hughes, Robert	HB	5-11	237	So.	Chicago, IL/Hubbard
38	Bathon, Chris	S	9	Johnson, Ethan	DE	6-4	275	Fr.	Portland, OR/Lincoln
38	Gurries, Chris	WR	18	Kamara, Duval	WR	6-5	219	So.	Hoboken, NJ/Hoboken
39	Burkhart, Ryan	K	96	Kuntz, Pat	DE	6-3	283	Sr.	Indianapolis, IN/Roncalli
40	Crum, Maurice	ILB							
41	Smith, Scott	OLB							
41	Rodriguez, Nikolas	HB							
42	Washington, Kevin	ILB							
42	Franco, Dan	WR							
43	Maust, Eric	P							
43	Leonis, John	CB							

PRONUNCIATION GUIDE

Bruton, David – BREW-ten	Nwankwo, Emeka – nuh-WONK-wo, uh-MEK-uh
Clelland, Lane – CLELL-und	Posluszny, David – poz-LUZ-nee
Crist, Dayne – crist (rhymes with wrist)	Richardson, Morrice – mo-REESE
Cwynar, Sean – SWIN-are	Romine, Matt – ro-MINE
Dever, Taylor – dev-er (rhymes with never)	Schwapp, Asaph – shwopp, A-saff
Fauria, Joseph – fore-ee-aye	Slaughter, Jamoris – juh-MORE-iss
Filer, Steve – FY-ler	Tisak, Jeff – TEE-sack
Kamara, Duval – kuh-MARE-uh, doo-VALL	Turkovich, Michael – turk-uh-vitch
Kuntz, Pat – Koontz	Williams, Hafis – hah-FEESE
Lewis-Moore, Kapron – cap-rin	Yeatman, Will – YATE-men
Maust, Eric – Rhymes with Cost	

ALPHABETICAL ROSTER

No.	Name	Pos	Ht	Wt	Cl	Hometown/Previous School
86	Kuppich, Paul+	TE/LS	6-3	232	Sr.	Westerville, OH/St. Charles Prep
20	Lambert, Terrail	CB	5-11	195	Sr.	Bakersfield, CA/Saint Bonaventure
43	Leonis, John+	CB	5-9	169	Sr.	Medford, OR/Saint Mary's
89	Lewis-Moore, Kapron	DE	6-4	257	Fr.	Weatherford, TX/Weatherford
17	Lezynski, Nick+	CB	5-8	157	So.	Newton, PA/Notre Dame High School
71	Mahoney, Dennis+	OL	6-6	290	Fr.	Baltimore, MD/Boys Latin High School
43	Maust, Eric+	P	6-2	177	Jr.	Atlanta, GA/Blessed Trinity
15	McCarthy, Dan	S	6-2	200	Fr.	Youngstown, OH/Cardinal Mooney
28	McCarthy, Kyle	S	6-0	203	Sr.	Youngstown, OH/Cardinal Mooney
54	McDonald, Anthony	ILB	6-1	225	Fr.	Sherman Oaks, CA/Notre Dame
8	McNeil, Raeshon	CB	6-0	190	Jr.	Cooleemee, NC/Davie
16	Montana, Nate+	QB	6-4	200	Fr.	Concord, CA/De La Salle
93	Mullen, Paddy	NT	6-3	300	Jr.	St. Louis, MO/De Smet Jesuit
17	Mulvey, Matthew	QB	6-3	195	Fr.	Del Mar, CA/LaJolla
47	Narvaez, Mike+	FB	5-11	231	Jr.	Ridgewood, NJ/Ridgewood
56	Neal, Kerry	OLB	6-2	246	So.	Bunn, NC/Bunn
99	Newman, Brandon	NT	6-1	310	Fr.	Louisville, KY/Pleasure Ridge Park
37	Noel, Eras+	HB	5-8	190	So.	Palmdale, CA/Paraclete
76	Nuss, Andrew	OG	6-5	304	So.	Ashburn, VA/Stone Bridge
91	Nwankwo, Emeka	DE	6-4	295	So.	Miramar, FL/Chaminade-Madonna Prep
55	Olsen, Eric	OG	6-4	303	Jr.	Staten Island, NY/Poly Prep Ctry.
50	Oxley, Sean	LB	6-2	220	Fr.	Avon Lake, OH/Avon Lake
30	Paskorz, Steve	FB	6-2	235	So.	Allison Park, PA/Hampton
82	Parris, Robby	WR	6-3	210	Jr.	Olmsted Falls, OH/Saint Ignatius
45	Patterson, Kristopher+	WR	5-11	185	Sr.	Seattle, WA/O' Dea
36	Posluszny, David	ILB	6-0	220	Fr.	Aliquippa, PA/Hopewell
48	Quinn, Steve	ILB	6-2	225	Sr.	Cherry Hill, NJ/Saint Joseph's Prep
61	Quintana, Martin+	DL/LB	6-1	250	Jr.	Berwyn, IL/St. Joseph
83	Ragone, Mike	TE	6-5	251	So.	Cherry Hill, NJ/Camden Catholic
53	Richardson, Morrice	DE	6-2	255	Jr.	College Park, GA/Westlake
78	Robinson, Trevor	OG	6-5	301	Fr.	Elkhorn, NE/Elkhorn
41	Rodriguez, Nikolas+	HB	5-11	205	Sr.	San Antonio, TX/Cornerstone Christian
70	Romine, Matt	OT	6-5	292	So.	Tulsa, OK/Union
9	Rudolph, Kyle	TE	6-6	252	Fr.	Cincinnati, OH/Elder
90	Ryan, John	OLB	6-5	264	Jr.	Westlake, OH/Saint Ignatius
32	Schmidt, Luke	FB/TE	6-4	246	Jr.	Jasper, IN/Jasper
44	Schwapp, Asaph	FB	6-0	251	Sr.	Hartford, CT/Weaver
13	Sharpley, Evan	QB	6-2	215	Sr.	Marshall, MI/Marshall
26	Slaughter, Jamoris	CB	6-0	182	Fr.	Tucker, GA/Tucker
58	Smith, Brian	ILB	6-3	245	So.	Overland Park, KS/Saint Thomas Aquinas
22	Smith, Harrison	S	6-2	212	So.	Knoxville, TN/Knoxville Catholic
35	Smith, Kevin+	ILB	5-8	215	Sr.	Gainesville, FL/F.W. Buchholz
41	Smith, Scott	OLB	6-3	235	Sr.	Highland Park, IL/Highland Park
49	Smith, Toryan	ILB	6-1	244	Jr.	Rome, GA/Rome
59	Stewart, Chris	OG	6-5	337	Jr.	Spring, TX/Klein
23	Tate, Golden	WR	5-11	195	So.	Hendersonville, TN/Pope John Paul II
63	Tisak, Jeff+	NT	6-5	306	Sr.	Duluth, MN/Duluth East
77	Turkovich, Mike	OG/OT	6-6	305	Sr.	Bedford, PA/Valley Forge Military College
85	Vos, Sam+	WR	5-10	199	Jr.	Burlington, WI/Catholic Central
97	Wade, Kallen	OLB	6-5	255	Jr.	Cincinnati, OH/Withrow
14	Walker, Brandon	K	6-3	202	So.	Findlay, OH/Findlay
1	Walker, Deion	WR	6-2	188	Fr.	Christchurch, VA/Christchurch
42	Washington, Kevin	ILB	6-1	250	Sr.	Sugar Land, TX/Stephen F. Austin
51	Wenger, Dan	OC	6-4	302	Jr.	Coral Springs, FL/Saint Thomas Aquinas
19	West, George	WR	5-10	196	Jr.	Spencer, OK/Northeast
79	Williams, Hafis	DE	6-1	302	Fr.	Elizabeth, NJ/Elizabeth
95	Williams, Ian	NT	6-2	310	So.	Altamonte Springs, FL/Lyman
84	Yeatman, Will	TE	6-6	265	Jr.	San Diego, CA/Rancho Bernardo
74	Young, Sam	OT	6-8	330	Jr.	Coral Springs, FL/Saint Thomas Aquinas

+ Walk-on Player

NUMERICAL ROSTER

No.	Name	Pos
44	Schwapp, Asaph	FB
45	Fleming, Darius	OLB
45	Patterson, Kristopher	WR
46	Filer, Steve	OLB
47	Narvaez, Mike	FB
48	Quinn, Steve	ILB
49	Smith, Toryan	ILB
50	Sean Oxley	LB
51	Wenger, Dan	OC
52	Cave, Braxston	OC
53	Richardson, Morrice	DE
54	McDonald, Anthony	ILB
55	Olsen, Eric	OG
56	Neal, Kerry	OLB
57	Golic Jr., Mike	OC
58	Smith, Brian	ILB
59	Stewart, Chris	OG
61	Quintana, Martin	DL/LB
62	Flavin, Bill	OC
63	Tisak, Jeff	NT
64	Burke, Tom	LB
65	Hernandez, Mike	OL
67	Bemenderfer, Thomas	OC
69	Brophy, Carl	OL
70	Romine, Matt	OT
71	Mahoney, Dennis	OL
72	Duncan, Paul	OT
73	Clelland, Lane	OT
74	Young, Sam	OT
75	Dever, Taylor	OT
76	Nuss, Andrew	OG
77	Turkovich, Mike	OG/OT
78	Robinson, Trevor	OG
79	Williams, Hafis	DE
80	Jackson, Richard	WR
81	Goodman, John	WR
82	Parris, Robby	WR
83	Ragone, Mike	TE
84	Yeatman, Will	TE
85	Vos, Sam	WR
86	Kuppich, Paul	TE/LS
87	Fauria, Joseph	TE
88	Bobby Burger	TE
89	Lewis-Moore, Kapron	DE
90	Ryan, John	OLB
91	Nwankwo, Emeka	DE
93	Mullen, Paddy	NT
94	Brown, Justin	DE
95	Williams, Ian	NT
96	Kuntz, Pat	DE
97	Wade, Kallen	OLB
98	Cwynar, Sean	DE
99	Newman, Brandon	NT

**Notre Dame
Depth Chart**

Notre Dame Offense

X	23	Golden Tate	5-11	195	So.
	18	DUVAL KAMARA	6-5	219	So.
LT	77	MIKE TURKOVICH!	6-6	305	Sr.
	70	Matt Romine	6-5	292	So.
LG	55	ERIC OLSEN@	6-4	303	Jr.
	72	PAUL DUNCAN#	6-7	308	Sr.
	76	Andrew Nuss	6-5	304	So.
C	51	Dan Wenger	6-4	302	Jr.
	67	Thomas Bemenderfer	6-5	300	Sr.
RG	59	Chris Stewart	6-5	337	Jr.
	78	Trevor Robinson	6-5	306	Fr.
RT	74	SAM YOUNG	6-8	330	Jr.
	75	Taylor Dever	6-5	301	So.
TE	9	Kyle Rudolph	6-6	252	Fr.
	84	Will Yeatman	6-6	265	Jr.
	87	Joseph Fauria	6-7	245	Fr.
Z	11	DAVID GRIMES	5-10	177	Sr.
	3	Michael Floyd	6-3	215	Fr.
QB	7	JIMMY CLAUSEN	6-3	217	So.
	13	Evan Sharpley	6-2	215	Sr.
FB	44	ASAPH SCHWAPP	6-0	257	Sr.
	30	Steve Paskorz	6-2	235	So.
HB	5	Armando Allen	5-10	195	So.
	33	Robert Hughes	5-11	237	So.
	or 34	JAMES ALDRIDGE	6-0	225	Jr.

Notre Dame Special Teams

PK	14	BRANDON WALKER	6-3	202	So.
	or 39	Ryan Burkhart	5-11	190	Jr.
P	43	Eric Maust	6-2	177	Jr.
	39	Ryan Burkhart	5-11	190	Jr.
SNP	39	Kevin Brooks	6-2	240	Sr.
	86	Paul Kuppich	6-3	232	Sr.
HLD	43	Eric Maust	6-2	177	Jr.
	13	Evan Sharpley	6-2	215	Sr.

Notre Dame Defense

DE	94	JUSTIN BROWN	6-3	277	Sr.
	53	Morrice Richardson	6-2	255	Jr.
NT	95	Ian Williams	6-2	310	So.
	93	Paddy Mullen	6-3	300	Jr.
DE	96	PAT KUNTZ	6-3	283	Sr.
	9	Ethan Johnson	6-4	275	Fr.
	91	Emeka Nwankwo	6-4	295	So.
SAM	22	Harrison Smith	6-2	212	So.
	41	Scott Smith	6-4	235	Sr.
	46	Steve Filer	6-3	236	Fr.
MIKE	58	Brian Smith	6-3	245	So.
	49	Toryan Smith	6-1	244	Jr.
JACK	40	MAURICE CRUM JR.	6-0	235	Sr.
	48	Steve Quinn	6-2	225	Sr.
WILL	90	JOHN RYAN	6-5	264	Jr.
	or 56	KERRY NEAL	6-2	246	So.
	45	Darius Fleming	6-1	236	Fr.
LCB	8	Raeshon McNeil	6-0	190	Jr.
	4	Gary Gray	5-11	188	So.
FS	27	DAVID BRUTON	6-2	212	Sr.
	31	Sergio Brown	6-2	205	Jr.
SS	28	Kyle McCarthy	6-1	203	Sr.
	6	Ray Herring	5-10	198	Sr.
RCB	20	TERRAIL LAMBERT	5-11	195	Sr.
	12	Robert Blanton	6-1	180	Fr.

Notre Dame Special Teams

PR	5	Armando Allen	5-10	195	So.
	11	David Grimes	5-10	177	Sr.
	23	Golden Tate	5-11	195	So.
KR	5	Armando Allen	5-10	195	So.
	23	Golden Tate	5-11	195	So.
	19	George West	5-10	196	Jr.
KO	39	Ryan Burkhart	5-11	190	Jr.
	or 14	Brandon Walker	6-3	202	So.

ALLCAPS- returning starter from 2007

! - started 12 games at LG in 2007

@ - started six games at RG in 2007

- started 10 games at LT and 2 games at RT in 2007

Notre Dame 21, San Diego State 13
Notre Dame, Ind. (Notre Dame Stadium)
Sept. 6, 2008

NOTRE DAME, Ind. (AP) - Jimmy Clausen threw a 38-yard touchdown pass to Golden Tate moments after Notre Dame forced San Diego State to fumble in the end zone and the Fighting Irish rallied for a 21-13 victory on Saturday.

San Diego State (0-2), a 21-point underdog which lost to an FCS team last week, appeared to be on the verge of an upset early in the fourth quarter.

Brandon Sullivan was inches away from a 4-yard touchdown run and a two-score lead for the Aztecs. But safety David Bruton jarred the ball loose and recovered it in the end zone to help the Irish (1-0) avoid an embarrassing loss.

Clausen was 5-of-5 passing for 76 yards on the ensuing drive to rally the Irish to victory. Clausen added a game-clinching 6-yard TD pass to David Grimes with 2:08 left.

Clausen, who also had a 22-yard TD pass to freshman Michael Floyd late in the first half, was 21-of-34 passing for 237 yards with two interceptions.

Ryan Lindley carried San Diego State's offense, completing 29-of-59 passes for 274 yards with one interception and scoring a touchdown on a 1-yard keeper.

The Irish defense made its share of mistakes. Defensive captain Maurice Crum was called for a flagrant pass interference, then three plays later on a late hit on the quarterback to keep a drive alive, although the Aztecs still didn't score.

San Diego State did finally score, though, after Lindley connected with a Darren Mougey on a 43-yard pass play. Mougey, who had five catches for 97 yards, was wide open at 30 and was tackled at the 1 by Bruton. Lindley scored a play later on a keeper.

The Aztecs went ahead 13-7 midway through the third quarter on an 80-yard scoring drive with Lindley completing 6 of 7 passes for 49 yards, capped with a 15-yard pass to a diving Mougey in the back of the end zone. Lance Yoshida's point-after attempt bounced off the right upright.

Notre Dame coach Charlie Weis said he wanted the Irish to pound the ball, but they struggled against a makeshift San Diego State defensive line that had linebacker Russell Allen playing end because of injuries.

On third-and-1 from the 35-yard line, Hughes was stuffed for a 4-yard loss by a blitz by Laolagi. Armando Allen was crushed by safety Corey Boudreaux at the end of a 22-yard run and fumbled.

The Irish finished with 105 yards on 34 carries.

The crowd of 80,795 was the sixth largest the Aztecs had ever played before. They have lost all six games, although they have had other close calls, losing 24-21 at No. 17 Michigan in 2004 and 16-13 at No. 2 Ohio State in 2003.

Playing before its 200th straight sellout crowd and for the 400th time in Notre Dame Stadium, the Irish improved to 299-96-5 in the House that Rockne Built.

Scoring Summary

	1	2	3	4	E	
San Diego State	0	7	6	0	-	13 Record: (0-2)
Notre Dame	0	7	0	14	-	21 Record: (1-0)

Second Quarter

5:32 SD Lindley 1 yd run (Yoshida kick), 2-44 0:29
 1:14 ND Floyd 22 yd pass from Clausen (Walker, B. kick), 3-21 0:17

Third Quarter

8:31 SD Mougey 15 yd pass from Lindley (Yoshida kick failed), 9-80 4:31

Fourth Quarter

9:43 ND Tate 38 yd pass from Clausen (Walker, B. kick), 6-80 2:12
 2:08 ND Grimes 6 yd pass from Clausen (Walker, B. kick), 11-55 6:30

	SD	ND
FIRST DOWNS	19	20
RUSHES-YARDS (NET)	15-71	34-105
PASSING YDS (NET)	274	237
Passes Att-Comp-Int	59-29-1	34-21-2
TOTAL OFFENSE PLAYS-YARDS	74-345	68-342
Fumble Returns-Yards	0-0	0-0
Punt Returns-Yards	3-5	3-41
Kickoff Returns-Yards	4-50	3-74
Interception Returns-Yards	2-16	1-2
Punts (Number-Avg)	9-30.2	5-39.8
Fumbles-Lost	1-1	2-2
Penalties-Yards	11-100	7-58
Possession Time	29:08	30:52
Third-Down Conversions	5 of 16	3 of 12
Fourth-Down Conversions	0 of 1	1 of 2
Red-Zone Scores-Chances	2-3	1-5
Sacks By: Number-Yards	0-0	1-7

RUSHING: San Diego State-Sullivan 10-66; Henderson 2-12; Mougey 1-minus 1; Lindley 2-minus 6. Notre Dame-Allen 17-59; Hughes 16-54; Maust 1-minus 8.

PASSING: San Diego State-Lindley 29-59-1-274. Notre Dame-Clausen 21-34-2-237.

RECEIVING: San Diego State-Kawulok 9-60; Mougey 5-97; Wallace 4-40; Henderson 4-37; Brown 3-19; Sullivan 2-7; Umuolo 1-7; Shaw 1-7. Notre Dame Tate 6-93; Grimes 5-35; Hughes 3-32; Allen 3-18; Kamara 1-28; Floyd 1-22; Rudolph 1-5; Yeatman 1-4.

INTERCEPTIONS: San Diego State-McKay 1-16; Holmes 1-0. Notre Dame-Neal 1-2.

FUMBLES: San Diego State-Sullivan 1-1. Notre Dame-Hughes 1-1; Allen 1-1.

SACKS (UA-A): San Diego State-None. Notre Dame-Crum 1-0.

TACKLES (UA-A): San Diego State-Laolagi 8-5; Milling 6-5; Holmes 6-1; Preston 2-3; Allen 3-1; Williams 1-3; Soto 1-3; Boudreaux 1-3; Moore 2-1; Campbell 2-1; McKay 2-0; Lawson 1-1; Perez 1-1; Sandford 1-1; Hemmings 1-0; Stahovich 1-0; Louis 1-0; Armstrong 0-1; Davis 0-1; Sokoloski 0-1. Notre Dame-McCarthy 10-4; Bruton 7-0; Lambert 6-0; Brown, S. 4-2; Crum 3-3; Smith, B. 4-0; Smith, H. 3-0; Neal 1-2; Anello 2-0; Fleming 1-0; Kamara 1-0; Richardson 1-0; Ryan 1-0; Johnson 0-1.

**Notre Dame 35, Michigan 17
Notre Dame, Ind. (Notre Dame Stadium)
Sept. 13, 2008**

NOTRE DAME, Ind. (AP) - A busted up knee could hardly put a damper on this day for Notre Dame coach Charlie Weis.

"We definitely showed up against a good opponent and it's sweet," said Weis, on crutches most of the game after tearing the ACL and MCL in his left knee Saturday when he was hit in the second quarter along the sideline. "This was a big win for our program and our kids."

Ripping a page out of the playbook that Michigan used for consecutive wins over the Irish the past two seasons, Notre Dame took advantage of mistakes by the Wolverines to jump to a three-touchdown lead. Michigan coach Rich Rodriguez said his team's six turnovers too much to overcome.

"I don't think we're that far off. We've just got to play better," he said. "I've said it many times, we're not good enough to play poorly and win. We're not right now."

Jimmy Clausen, who was sacked eight times by the Wolverines last year, was 10-of-21 passing for 147 yards with two touchdown passes, two interceptions and he wasn't sacked. Robert Hughes ran for two touchdowns for the Irish.

After losing 38-0 and 47-21 to the Wolverines the past two seasons, Clausen said the victory Saturday was big.

"It feels great. I was talking to a bunch of the guys before the game, I said, 'Remember what we felt like last year after this game. That's not going to happen again.'"

Weis was hurt when Irish defensive end John Ryan, who is 6-5, 264 pounds, was blocked and crashed into Weis in the leg. The coach was looking in the other direction because the ball carrier had run past him.

"Tommy Brady's got nothing on me," Weis joked afterward about the injured New England Patriots' quarterback.

Weis will have surgery on his knee in the next few days.

"I feel like an athlete. First time in my life," he said.

The Irish scored their first two touchdowns off turnovers and went ahead 21-0 in the first quarter.

"Neither one of us, is really built at this time to play from behind in a significant margin," Weis said.

"Because the question was for everyone. It wasn't just for media. It was for coaches, it was for players, for everyone. Where are we going to go from here?" he said.

Linebacker Brian Smith, who returned a fumble recovery 35 yards for the only touchdown of the second half early in the fourth quarter, said the Irish showed they are an improved team.

"Last year at Michigan, we were embarrassed as a team. We remembered that as we were training and getting ready for the season," Smith said.

The victory came on the same day Notre Dame honored former coach Lou Holtz by dedicating a statue of him before the game. Members of his 1988 national team, Notre Dame's last title winner, also were on hand for the victory.

"Today it was not Lou, it was not the '88 team, it was those guys in that locker room stepping up and earn the respect that (senior linebacker) Mo Crum was talking about last night at the pep rally," Weis said. "We had a bunch of guys that stepped up and said we want to make a statement that Notre Dame's not just some garbage school out there."

This year it was the Wolverines who left the game wondering where they go from here.

"Michigan football will be back," Rodriguez said. "All the naysayers out there, I'm disappointed but I'm not discouraged. Michigan football will be back."

The second half was played in a steady rain as the Wolverines made four of their six turnovers.

"You can't blame the conditions," said Steven Threet, who was 16-of-23 passing for 175 yards and a touchdown with no interceptions for Michigan.

Sam McGuffie ran for 131 yards on 25 carries and had four catches for 47 yards and a touchdown. The Wolverines moved the ball better than they did in their first two games in Rodriguez's spread offense. They just couldn't hold on to it.

"I don't think we're that far off. We've just got to play better. I've said it many times, we're not good enough to play poorly and win," he said. "We're not right now."

Scoring Summary

	1	2	3	4	E	
Michigan	7	10	0	0	-	17
Notre Dame	21	7	0	7	-	35

Record: (1-2)
Record: (2-0)

First Quarter

11:52	ND	Hughes 2 yd run (Walker, B. kick), 3-11 0:50
11:00	ND	Kamara 10 yd pass from Clausen (Walker, B. kick), 3-14 0:52
4:51	ND	Tate 48 yd pass from Clausen (Walker, B. kick), 1-63 0:15
1:56	UM	McGuffie 40 yd pass from Threet (Lopata kick), 7-75 2:55

Second Quarter

11:53	UM	Lopata 23 yd field goal, 8-67 3:21
8:47	ND	Hughes 1 yd run (Walker, B. kick), 6-87 3:06
5:41	UM	Grady 7 yd run (Lopata kick), 7-60 3:06

Fourth Quarter

14:50	ND	Smith, B. 35 yd fumble recovery (Walker, B. kick)
-------	----	---

	UM	ND
FIRST DOWNS	21	14
RUSHES-YARDS (NET)	42-159	34-113
PASSING YDS (NET)	229	147
Passes Att-Comp-Int	28-19-2	21-10-2
TOTAL OFFENSE PLAYS-YARDS	70-388	55-260
Fumble Returns-Yards	0-0	1-35
Punt Returns-Yards	2--2	2-12
Kickoff Returns-Yards	5-57	4-58
Interception Returns-Yards	2-0	2-80
Punts (Number-Avg)	4-52.8	6-43.8
Fumbles-Lost	7-4	3-0
Penalties-Yards	7-79	3-38
Possession Time	32:12	27:48
Third-Down Conversions	4 of 12	3 of 12
Fourth-Down Conversions	1 of 2	0 of 2
Red-Zone Scores-Chances	2-4	3-4
Sacks By: Number-Yards	0-0	0-0

INDIVIDUAL LEADERS

RUSHING: Michigan-McGuffie 25-131; Mesko 1-13; Threet 5-8; Shaw 2-5; Grady 4-4; Minor 3-1; Brown 1-0; TEAM 1-minus 3. Notre Dame-Hughes 19-79; Aldridge 9-28; Clausen 2-5; Allen 2-4; TEAM 2-minus 3.

PASSING: Michigan-Threet 16-23-0-175; Sheridan 3-5-2-54. Notre Dame-Clausen 10-21-2-147.

RECEIVING: Michigan-Odoms 6-56; McGuffie 4-47; Mathews 4-46; Stonum 3-35; Babb 2-45. Notre Dame-Tate 4-127; Floyd 2-10; Kamara 1-10; Grimes 1-3; Parris 1-0; Hughes 1-minus 3.

INTERCEPTIONS: Michigan-Trent 2-0. Notre Dame-Gray 1-41; Bruton 1-39.

FUMBLES: Michigan-Threet 2-1; Cissoko 1-0; Shaw 1-1; Grady 1-1; Minor 1-1; Warren 1-0. Notre Dame-Tate 1-0; Aldridge 1-0; Clausen 1-0.

SACKS (UA-A): Michigan-None. Notre Dame-None.

TACKLES (UA-A): Michigan-Trent 4-5; Brown 3-5; Warren 3-4; Thompson 3-4; Ezeh 2-4; Harrison 0-6; Jamison 2-2; Mouton 0-4; Johnson 1-2; Graham 1-1; Van Bergen 0-2; Sheridan 1-0; Butler 1-0; Molk 1-0; Woolfolk 1-0; Johnson 0-1; Martin 0-1; Leach 0-1; Fitzgerald 0-1; Williams 0-1; Stewart 0-1; Taylor 0-1. Notre Dame-Bruton 10-5; McCarthy, K. 7-3; Smith, B. 2-4; Crum 3-2; Brown, J. 2-2; Kuntz 3-0; McNeil 2-1; Anello 2-1; Fleming 1-3; Neal 1-2; Blanton 2-0; Lambert 2-0; Brown, S. 1-1; Williams 1-0; Gordon 1-0; Smith, H. 1-0; Quinn 1-0; Ryan 0-1; Johnson 0-1; Richardson 0-1; Washington, Kevin 0-1.

**Michigan State 23, Notre Dame 7
East Lansing, Mich. (Spartan Stadium)
Sept. 20, 2008**

EAST LANSING, Mich. (AP) - Javon Ringer ran for 201 yards and two touchdowns on 39 carries, carrying Michigan State to a 23-7 win over Notre Dame on Saturday.

Michigan State (3-1) took a 13-0 lead into the fourth quarter, then sealed the victory by handing off to Ringer on all seven plays of a 77-yard drive that he capped with his second score with 2:16 left.

The Irish (2-1) turned the ball over three times and missed two field goals, hurting their chances of starting 3-0 for the first time since 2002 and the second time in 12 years.

Jimmy Clausen was 24-of-41 for 242 yards with a TD and two interceptions, one in the end zone on a play that was overturned by a video review.

Clausen was sacked three times - after not being sacked once in the first two games - and was hurried and hit numerous times. Brandon Long was credited with 2 1/2 sacks.

Michael Floyd caught a 26-yard TD pass early in the fourth quarter, getting Notre Dame within six points, after fumbling at the Michigan State 20 early in the third.

Brandon Walker missed two field goals. A 51-yard kick sailed right in the second quarter and a 41-yard kick went left after a high snap with 5:50 to go in the game, ruining a chance to get within six.

Notre Dame coach Charlie Weis was on the sideline without crutches, wearing a brace under his blue slacks that protected his right knee that was injured in last week's win over Michigan.

Ringer led the nation with nine touchdowns and 104 carries after three games, coming off career highs with 43 carries and 282 yards in a shutout win over Florida Atlantic. He took another step toward stardom with his performance against an Irish team geared to stop him and his highlight of the day was a 63-yard run that set up his second TD.

The Spartans got off to a good start, limiting Notre Dame to minus-5 yards on its first two drives and kicking a field goal on their opening possession.

Clausen's up-for-grabs pass in the end zone to a double-covered Duval Kamara was ripped away by safety Otis Wiley on Notre Dame's third drive. It was originally ruled incomplete but overturned by replay.

Clausen threw another poor pass in the second quarter and it was picked off by Wiley at the Notre Dame 22, setting up Ringer's first TD.

Brett Swenson kicked his second field goal with in the third quarter, putting the Spartans ahead 13-0. That proved to be enough scoring for the Spartans, who have won three straight after losing the opener at California

**Scoring
Summary**

	1	2	3	4	F	
Notre Dame	0	0	0	7	-	7 Record: (2-1)
Michigan State	3	7	3	10	-	23 Record: (3-1)

First Quarter

11:14 MS Swenson 45 yd field goal, 6-24 1:44

Second Quarter

3:28 MS Ringer 1 yd run (Swenson kick), 9-22 3:42

Third Quarter

5:32 MS Swenson 26 yd field goal, 12-77 5:18

Fourth Quarter

14:51 ND Floyd 26 yd pass from Clausen (Walker, B. kick), 8-75 2:34

9:10 MS Swenson 23 yd field goal, 11-54 5:35

2:16 MS Ringer 1 yd run (Swenson kick), 7-77 3:34

Team Statistics

	ND	MS
FIRST DOWNS	18	16
RUSHES-YARDS (NET)	22-16	43-203
PASSING YDS (NET)	242	143
Passes Att-Comp-Int	41-24-2	26-12-0
TOTAL OFFENSE PLAYS-YARDS	63-258	69-346
Fumble Returns-Yards	0-0	0-0
Punt Returns-Yards	3-23	1-10
Kickoff Returns-Yards	5-147	2-47
Interception Returns-Yards	0-0	2-0
Punts (Number-Avg)	5-40.8	5-45.2
Fumbles-Lost	3-1	1-1
Penalties-Yards	5-24	6-65
Possession Time	26:15	33:45
Third-Down Conversions	6 of 13	6 of 15
Fourth-Down Conversions	0 of 1	1 of 1
Red-Zone Scores-Chances	0-2	4-4
Sacks By: Number-Yards	0-0	3-34

INDIVIDUAL LEADERS

RUSHING: Notre Dame-Tate 1-24; Aldridge 4-13; Hughes 5-9; Allen 6-8; TEAM 1-minus 7; Clausen 5-minus 31. Michigan State-Ringer 39-201; Hoyer 2-6; TEAM 2-minus 4.

PASSING: Notre Dame-Clausen 24-41-2-242. Michigan State-Hoyer 12-26-0-143.

RECEIVING: Notre Dame-Floyd 7-86; Tate 5-83; Allen 5-20; Parris 4-22; Rudolph 2-29; Yeatman 1-2. Michigan State-Dell 4-80; White 2-19; Celek 2-15; Cunningham 1-22; Curry 1-4; Hawken 1-3; Ringer 1-0.

INTERCEPTIONS: Notre Dame-None. Michigan State-Wiley 2-0.

FUMBLES: Notre Dame-Floyd 1-1; TEAM 1-0; Clausen 1-0. Michigan State-Ringer 1-1.

SACKS (UA-A): Notre Dame-None. Michigan State-Long 2-0; Anderson 0-1; Rucker 0-1.

TACKLES (UA-A): Notre Dame-Smith, B. 4-6; Bruton 3-7; McCarthy, K. 1-8; Crum 4-4; Lambert 2-6; Smith, H. 1-5; Williams, I. 1-5; Gray, G. 4-0; McNeil 1-3; Blanton 1-2; TEAM 2-0; Kuntz 1-1; Brown, J. 0-2; Quinn 1-0; Smith, S. 1-0; Ryan 0-1; Neal 0-1; Fleming 0-1. Michigan State-Jones 6-3; Rucker 4-5; Decker 2-6; Fortener 5-2; Wiley 3-2; Long 2-3; Weaver 4-0; Denson 2-0; Adams 2-0; Ware 1-1; Hyde 1-1; Kershaw 0-2; Jordan 1-0; Allison 0-1; Gordon 0-1; Henderson 0-1; Anderson 0-1; Robinson 0-1.

Notre Dame 38, Purdue 21
Notre Dame, Ind. (Notre Dame Stadium)
Sept. 27, 2008

NOTRE DAME, Ind. (AP) - Notre Dame's offense answered coach Charlie Weis' challenge.

The Fighting Irish put together their most productive third quarter of the season, scoring three touchdowns behind Jimmy Clausen's passing and Armando Allen Jr.'s running, in a 38-21 victory over Purdue on Saturday.

Notre Dame hadn't scored in the third quarter this season and were tied 14-14 with Purdue at halftime.

"Basically I told them, 'This is the most important drive of the season here,'" Weis said of the opening drive of the second half. "Because that game could have gone either way at that point."

Notre Dame (3-1), which entered the game averaging 78 yards rushing a game rushing, ran for 90 yards in the third quarter against Purdue (2-2).

Allen Jr., who ran for a career-high 134 yards on 17 carries, had a 21-yard run to set up his 16-yard TD run. He then had two runs of 21 yards on the next possession to help set up Notre Dame's next score, a 5-yard pass from Clausen to Kyle Rudolph.

Clausen passed for a career-high 275 yards and three touchdowns.

When Purdue cut the lead to one touchdown on a 54-yard TD pass from Curtis Painter to Desmond Tardy, the Irish answered with a 30-yard TD from Clausen to David Grimes.

"The response they had in the third quarter was probably the probably the most significant part of this football game," Weis said.

Tardy had 10 catches for 175 yards.

The Irish ran for 201 yards on 40 carries. Purdue coach Joe Tiller said because of his team's lack of depth at linebacker he wasn't surprised to see the Irish run the ball so often.

"We played an awful lot of nickel defense, and if I'm coaching against a team that's going to play nickel all the time, I'm going to run it. At least I'm going to run it more than I normally run," he said.

The Boilermakers fell to 1-15 at Notre Dame Stadium since 1976. The loss also left Tiller, who is retiring after the season, with a 5-7 record against the Irish. Purdue had lost 11 straight to Notre Dame before Tiller arrived.

Allen, who had run for 71 yards on 24 carries coming into the game, had the five longest runs of his career.

"I said, 'Where you've been?'" Weis said.

Allen said, "It feels great to go out there and prove to people what I'm capable of."

Irish guard Eric Olsen said it wasn't surprising.

"He has great vision, and for his size, he has great power," Olsen said. "When he gets his legs churning it's hard to bring him down."

Clausen's previous career-high was 246 yards passing against Air Force. Michael Floyd added six catches for 100 yards and Golden Tate caught a touchdown pass.

Weis said Clausen made good decisions and threw the ball away when he needed to.

"It seemed like every ball we had a chance of making a play on. I thought he had a good day," Weis said.

Clausen, using a no-huddle offense, was 20-of-35 passes with no interceptions.

"I know I'm capable of doing stuff like this, it was just a matter of time and preparation and practice," Clausen said.

Purdue linebacker Anthony Heygood said the Boilermakers just gave up too many big plays.

"We're a talented defense and we know we can play much, much better than we did today," he said.

Painter was 29-of-55 passing for 359 yards and two touchdowns for Purdue as he kept the Irish off balance in the first half. But the Irish defense came up with some big plays, including a 47-yard interception return by cornerback Robert Blanton.

"We missed some opportunities early," Painter said. "We got behind a team that was doing some things well and really had to take advantage of those opportunities."

Weis said the win was big for the Irish.

"The confidence continues to grow," he said. "I'd say it's huge."

Scoring Summary

	1	2	3	4	E	
Purdue	7	7	7	0	-	21 Record: (2-2)
Notre Dame	0	14	21	3	-	38 Record: (3-1)

First Quarter

9:04 PUR Sheets 22 yd run (Summers kick), 8-59 4:16

Second Quarter

9:56 ND Blanton 47 yd interception return (Walker, B. kick)
 4:46 PUR Valentin 3 yd pass from Painter (Summers kick), 14-78 5:10
 2:35 ND Tate 6 yd pass from Clausen (Walker, Brandon kick), 6-65 2:11

Third Quarter

12:56 ND Allen 16 yd run (Walker, B. kick), 5-81 2:04
 6:37 ND Rudolph 5 yd pass from Clausen (Walker, B. kick), 11-78 4:56
 5:24 PUR Tardy 54 yd pass from Painter (Summers kick), 4-64 1:13
 1:24 ND Grimes 30 yd pass from Clausen (Walker, B. kick), 9-54 4:00

Fourth Quarter

10:26 ND Walker, B. 41 yd field goal, 9-64 3:55

Team Statistics

	ND	MS
FIRST DOWNS	23	23
RUSHES-YARDS (NET)	17-103	40-201
PASSING YDS (NET)	359	275
Passes Att-Comp-Int	55-29-1	35-20-0
TOTAL OFFENSE PLAYS-YARDS	72-462	75-476
Fumble Returns-Yards	0-0	0-0
Punt Returns-Yards	1-9	1-1
Kickoff Returns-Yards	7-97	4-105
Interception Returns-Yards	0-0	1-47
Punts (Number-Avg)	4-39.0	2-46.5
Fumbles-Lost	0-0	0-0
Penalties-Yards	5-43	6-44
Possession Time	24:34	35:26
Third-Down Conversions	6 of 14	6 of 14
Fourth-Down Conversions	0 of 2	3 of 4
Red-Zone Scores-Chances	1-3	3-4
Sacks By: Number-Yards	1-8	0-0

INDIVIDUAL LEADERS

RUSHING: Purdue-Sheets 13-87; Siller 2-6; Halliburton 1-5; Painter 1-5. Notre Dame-Allen 17-134; Aldridge 8-34; Hughes 9-26; Clausen 5-8; TEAM 1-minus 1.

PASSING: Purdue-Painter 29-55-1-359. Notre Dame-Clausen 20-35-0-275.

RECEIVING: Purdue-Tardy 10-175; Orton 9-90; Sheets 5-56; Smith 2-24; Whittington 1-8; Valentin 1-3; McKey 1-3. Notre Dame-Floyd 6-100; Tate 5-64; Grimes 4-65; Rudolph 3-32; Allen 1-9; Kamara 1-5.

INTERCEPTIONS: Purdue-None. Notre Dame-Blanton 1-47.

FUMBLES: Purdue-None. Notre Dame-None.

SACKS (UA-A): Purdue-Neal 1-0. Notre Dame-None.

TACKLES (UA-A): Purdue-Heygood 5-6; Holland 2-9; Williams 2-6; McKinley 3-4; Mclean 1-4; Neal 1-4; Kerrigan 2-2; King 1-3; Golding 1-3; Baker 1-2; Pender 2-0; Brown 1-1; Adams 0-2; Mondek 0-2; Guynn 0-2; Magee 0-2; Wolf 1-0; Wiggs 1-0; Lindsay 1-0; Martin 1-0; Dierking 1-0; Halliburton 1-0. Notre Dame-Bruton 4-2; Kuntz 3-3; Crum 1-5; Blanton 5-0; McCarthy, K. 4-1; Smith, B. 1-4; Gray, G. 4-0; Lambert 3-1; McNeil 2-1; Smith, S. 2-1; Anello 1-2; Smith, H. 2-0; Brown, S. 1-1; Williams 0-2; Fleming 0-2; Johnson 0-2; Neal 1-0; Gordon 0-1; Ryan 0-1; Quinn 0-1.

Notre Dame 28, Stanford 21
Notre Dame, Ind. (Notre Dame Stadium)
Oct. 4, 2008

NOTRE DAME, Ind. (AP) - Jimmy Clausen threw for a career-high 347 yards and three touchdown passes and Notre Dame held on for a 28-21 victory over Stanford on Saturday.

Notre Dame's seventh straight victory over the Cardinal (3-3) looked as if it was going to be a rout when the Fighting Irish (4-1) were up 28-7 in the fourth quarter.

Stanford made a late run behind Tavita Pritchard. He threw a 1-yard pass to Jim Dray and a 10-yard TD pass to Doug Baldwin with 6 minutes left to close to within a touchdown.

The Cardinal got the ball back on their own 2 with 3:34 left, but couldn't mount a drive. They had one last chance with 8 seconds left, but fumbled the ball and Pat Kuntz recovered to end the game.

The Irish won their fifth straight home game. The Cardinal haven't won at Notre Dame Stadium since 1992.

It was the second straight career-best performance for Clausen, who threw for 275 yards a week earlier against Purdue. He was much more efficient against the Cardinal, however, completing 29-of-40 passes with no interceptions. He had a 21-yard touchdown pass to Armando Allen Jr., a 48-yard scoring pass to Michael Floyd and a 16-yard TD pass to Kyle Rudolph.

Floyd had five catches for 115 yards for the Irish and Allen had seven catches for 66 yards and also scored on a 3-yard run as the Irish were held to 83 yards rushing. The 29 completions also were a career-high for Clausen.

After rushing for 107 yards in the first quarter, Stanford managed just 22 yards running in the second and third quarters. The Cardinal finished with 161 yards rushing on 37 carries, led by Toby Gerhart's 104 on 13.

Pritchard was 18-of-28 passing for 182 yards, including 10-of-11 for 106 yards and two touchdowns in the fourth quarter. Gerhart, who left the game last week against Washington with a mild concussion, scored on a 1-yard TD run.

The Cardinal were slowed in the first half by three interceptions thrown by Pritchard and eight penalties for 51 yards.

The Irish took control with two second-quarter touchdowns, sandwiched around an interfering with a fair catch call, to move ahead 21-7. On the first drive, Clausen completed 5-of-6 passes for 65 yards and a pass interference call put the ball on the 2. Allen then raced between two Cardinal defenders to give the Irish a 14-7 lead.

The Irish defense then held Stanford to a three-and-out. On the punt, Allen signaled a fair catch and raced up to catch it, but Nate Wilcox-Fogel got in the way. The ball hit Allen and Stanford's Will Powers picked it up and began running for the end zone, but officials called the interference penalty.

Stanford coach Jim Harbaugh was irate, throwing down his play card and tossing his hat, because he thought Wilcox-Fogel was blocked into Allen.

The Irish got the ball on the Stanford 48. On third-and-8, Clausen threw a long pass that Floyd caught at the 5 and ran in untouched after Stanford cornerback Wopamo Osaisai fell, giving the Irish a two-touchdown lead. The Irish made it 28-7 on Rudolph's TD catch.

Stanford moved the ball well on its first three possessions, but the first two ended in interceptions by David Bruton and Kuntz. The Irish defense, which entered the game with one sack in four games, had five against the Cardinal

Scoring Summary

	1	2	3	4	F	
Stanford	0	7	0	14	-	21 Record: (3-3)
Notre Dame	7	14	7	0	-	28 Record: (4-1)

First Quarter

7:56 ND Allen 21 yd pass from Clausen (Walker, B. kick), 9-80 5:03

Second Quarter

10:51 STAN Gerhart 1 yd run (Zagory kick), 14-95 7:02

6:12 ND Allen 3 yd run (Walker, B. kick), 9-73 4:39

3:40 ND Floyd 48 yd pass from Clausen (Walker, B. kick), 3-48 0:58

Third Quarter

4:30 ND Rudolph 16 yd pass from Clausen (Walker, B. kick), 7-75 4:22

Fourth Quarter

10:06 STAN Dray 1 yd pass from Pritchard (Zagory kick), 7-72 2:48

6:00 STAN Baldwin 10 yd pass from Pritchard (Zagory kick), 5-36 2:02

Team Statistics

	STAN	ND
FIRST DOWNS	20	20
RUSHES-YARDS (NET)	37-161	27-83
PASSING YDS (NET)	182	347
Passes Att-Comp-Int	28-18-3	40-29-0
TOTAL OFFENSE PLAYS-YARDS	65-343	67-430
Fumble Returns-Yards	0-0	1-2
Punt Returns-Yards	4-46	0-0
Kickoff Returns-Yards	5-111	4-72
Interception Returns-Yards	0-0	3-2
Punts (Number-Avg)	3-42.0	5-41.4
Fumbles-Lost	1-1	0-0
Penalties-Yards	9-56	8-75
Possession Time	26:40	33:20
Third-Down Conversions	2 of 9	4 of 14
Fourth-Down Conversions	0 of 1	2 of 3
Red-Zone Scores-Chances	3-3	2-4
Sacks By: Number-Yards	1-12	5-48

INDIVIDUAL LEADERS

RUSHING: Stanford-Gerhart 13-104; Kimble 10-61; Howell 3-15; Thomas 2-9; Pritchard 9-minus 28. Notre Dame-Allen 9-33; Smith, H. 1-23; Hughes 8-14; Aldridge 5-9; Clausen 4-4.

PASSING: Stanford-Pritchard 18-28-3-182. Notre Dame-Clausen 29-40-0-347.


RECEIVING: Stanford-Whalen 8-91; Gunder 4-34; Baldwin 3-42; Fleener 1-12; Kimble 1-2; Dray 1-1. Notre Dame-Allen 7-66; Grimes 7-60; Floyd 5-115; Rudolph 5-70; Tate 3-30; Hughes 1-4; Kamara 1-2.

INTERCEPTIONS: Stanford-None. Notre Dame-McCarthy 1-2; Kuntz 1-0; Bruton 1-0.

FUMBLES: Stanford-Baldwin 1-1. Notre Dame-None.

SACKS (UA-A): Stanford-McNally 1-0. Notre Dame-Kuntz 2-0; Brown, S. 1-0; Smith, B. 1-0; Fleming 1-0.

TACKLES (UA-A): Stanford-McNally 5-4; Osaisai 4-5; Maynor 3-6; Snyder 4-4; Lorig 2-3; Amajoyi 1-4; Evans 3-1; Wisner 1-3; Thomas 1-3; Chase 2-1; Udofia 1-2; McAndrew 2-0; Keiser 1-1; Marecic 1-0; Bulcke 0-1; Bademosi 0-1; Fua 0-1. Notre Dame-McCarthy 7-7; Bruton 5-4; Smith, B. 3-3; McNeil 3-1; Crum 3-1; Lambert 2-2; Smith, H. 2-1; Fleming 2-1; Brown, S. 2-1; Kuntz 2-1; Brown, J. 1-2; Anello 2-0; Ryan 0-2; Blanton 1-0; Gordon 1-0; Gray, G. 1-0; Smith, S. 1-0; Neal 1-0; Quinn 1-0; Richardson 0-1; Herring 0-1; Williams, I. 0-1; Johnson 0-1



34
James Aldridge
 HB
 6-0, 225
 Jr.
 St. Louis, Mo.

2008

Stanford: Rushed the ball five times on the day for nine yards. **Purdue:** Racked up 34 yards on eight carries, including current season-long run of 17 yards in victory over the Boilermakers. **Michigan State:** Appeared in second consecutive game, rushing for 13 yards on four carries. **Michigan:** Registered first game action of the 2008 season, recording 28 yards rushing on nine attempts. **San Diego State:** Did not see game action in the opening week of the season.

CAREER STATISTICS

Year	G-S	Rushing					Receiving				
		Att	Yds	Avg	TD	LG	Rec	Yds	Avg	TD	LG
2008	4-0	26	84	3.2	0	17	0	0	0.0	0	0
2007	11-5	121	463	3.8	0	43	5	30	6.0	0	11
2006	7-0	37	142	3.8	0	13	0	0	0.0	0	0
Total	22-5	184	689	3.7	0	43	5	30	6.0	0	11

CAREER GAME-BY-GAME

2008	Rushing					Receiving				
	Att	Yds	Avg	LG	TD	Rec	Yds	Avg	TD	LG
SDSU (9.6)					DNP					
UM (9.13)9	28	3.1	8	0	0	0	0.0	0	0	0
at MSU (9.20)	4	13	3.2	9	0	0	0	0.0	0	0
PUR (9.27)	8	34	4.2	17	0	0	0	0.0	0	0
STAN (10.4)	5	9	1.8	6	0	0	0	0.0	0	0
at UNC (10.11)										
at UW (10.25)										
PITT (11.1)										
at BC (11.8)										
vs. Navy (11.15)										
SYR (11.22)										
at USC (11.29)										

2007	Rushing					Receiving				
	Att	Yds	Avg	LG	TD	Rec	Yds	Avg	TD	LG
GT (9.1)	6	19	3.2	7	0	0	0	0.0	0	0
at PSU (9.8)	1	-3	-3.0	-3	0	0	0	0.0	0	0
at UM (9.15)	10	51	5.1	11	0	0	0	0.0	0	0
*MSU (9.22)	18	104	5.8	43	0	0	0	0.0	0	0
*at PUR (9.29)	5	9	1.8	4	0	0	0	0.0	0	0
*at UCLA (10.6)	22	52	2.4	9	0	3	18	6.0	0	11
*BC (10.13)	5	17	3.4	7	0	1	5	5.0	0	5
USC (10.20)					DNP					
Navy (11.3)	32	125	3.9	14	0	0	0	0.0	0	0
*AF (11.10)	14	62	4.4	16	0	0	0	0.0	0	0
Duke (11.17)	8	27	3.9	6	0	1	7	7.0	0	7
at STAN (11.25)	0	0	0.0	0	0	0	0	0.0	0	0

2006	Rushing					Receiving				
	Att	Yds	Avg	LG	TD	Rec	Yds	Avg	TD	LG
at GT (9.2)					DNP					
PSU (9.9)					DNP					
UM (9.16)					DNP					
at MSU (9.23)					DNP					
PUR (9.30)					DNP					
STAN (10.7)	4	25	6.3	11	0	0	0	0.0	0	0
UCLA (10.21)					DNP					
vs. Navy (10.28)	12	29	2.4	7	0	0	0	0.0	0	0
UNC (11.4)	8	45	5.6	13	0	0	0	0.0	0	0
at AF (11.11)	5	27	5.4	9	0	0	0	0.0	0	0
Army (11.18)	3	9	3.0	10	0	0	0	0.0	0	0
at USC (11.25)	2	0	0.0	1	0	0	0	0.0	0	0
LSU (1.3)	3	7	2.3	4	0	0	0	0.0	0	0



5
Armando Allen
 HB
 5-10, 195
 So.
 Opa Locka, Fla.

2008

Stanford: Started second consecutive game for the Irish, recording 153 all-purpose yards (33 rush, 66 receiving, 54 in kick returns) on the day ... also recorded career-bests in pass receptions (7), longest catch (21 yards) and recorded his first multi-touchdown game. **Purdue:** Had a career day against the Boilermakers, registering 247 all-purpose yards (134 rush, 9 receiving, 105 kick return), including his first touchdown as a member of the Irish in the third quarter. Eclipsed the 100-yard rush mark for the first time in his Irish career, as well as getting his current career long run of 21 yards. **Michigan State:** Registered 198 all-purpose yards, including the longest kick return of career for 53 yards (longest kick return since 2002) against the Spartans. **Michigan:** Saw limited playing time, registering one punt return for nine yards and carrying the ball twice for four yards. **San Diego State:** Recorded 158 all-purpose yards in the season opener, including 64 yards rushing and 18 yards receiving to go along with his career-long punt return of 22 yards in the second quarter.

CAREER STATISTICS

Year	G-S	Rushing					Receiving				
		Att	Yds	Avg	TD	LG	Rec	Yds	Avg	TD	LG
2008	5-3	50	238	4.8	2	21	16	113	7.1	1	21
2007	12-4	86	348	4.0	0	15	24	124	5.2	1	16
Total	17-7	136	586	4.3	2	21	40	237	5.9	2	21

Year	Ret	Kick Return			All-Purpose					
		Yds	Avg	TD	Rush	Rec	PR	KR	Avg/G	
2008	11	247	22.5	0	53	238	113	67	247	133.0
2007	33	704	21.3	0	38	348	124	0	704	98.0
Total	44	951	21.6	0	53	586	237	67	951	108.3

CAREER GAME-BY-GAME

2008	Rushing					Receiving				
	Att	Yds	Avg	LG	TD	Rec	Yds	Avg	TD	LG
*SDSU (9.6)	16	59	3.7	14	0	3	18	6.0	0	10
UM (9.13)	2	4	2.0	2	0	0	0	0.0	0	0
at MSU (9.20)	6	8	1.3	5	0	5	20	4.0	0	13
*PUR (9.27)	17	134	7.9	21	1	1	9	9.0	0	9
*STAN (10.4)	9	33	3.7	12	1	7	66	9.4	1	21
at UNC (10.11)										
at UW (10.25)										
PITT (11.1)										
at BC (11.8)										
vs. Navy (11.15)										
SYR (11.22)										
at USC (11.29)										

2008	Punt Returns					Kick Returns				
	Att	Yds	Avg	LG	TD	Att	Yds	Avg	LG	TD
SDSU (9.6)	2	35	17.5	22	0	2	46	23.0	29	0
UM (9.13)	1	9	9.9	9	0	1	0	0.0	0	0
at MSU (9.20)	3	23	7.7	18	0	5	147	29.4	53	0
PUR (9.27)	1	-1	-1.0	-1	0	4	105	26.3	36	0
STAN (10.4)	0	0	0.0	0	0	3	54	18.0	24	0
at UNC (10.11)										
at UW (10.25)										
PITT (11.1)										
at BC (11.8)										
vs. Navy (11.15)										
SYR (11.22)										
at USC (11.29)										

2007	Rushing					Receiving				
	Att	Yds	Avg	LG	TD	Rec	Yds	Avg	TD	LG
GT (9.1)	3	25	8.3	11	0	1	1	1.0	0	1
*at PSU (9.8)	8	11	1.4	4	0	6	38	6.3	0	15
*at UM (9.15)	9	24	2.7	6	0	2	7	3.5	0	11
MSU (9.22)	3	13	4.3	9	0	1	5	5.0	0	5
at PUR (9.29)	6	25	4.2	9	0	1	-9	-9.0	0	-9
at UCLA (10.6)	3	19	6.3	11	0	2	3	1.5	0	4
BC (10.13)	3	9	3.0	7	0	3	16	5.3	0	9
USC (10.20)	11	58	5.3	11	0	0	0	0.0	0	0
*Navy (11.3)	16	91	5.7	15	0	3	20	6.7	0	16



27

David Bruton

DS

6-2, 212

Sr.

Miamisburg, Ohio

2008

Stanford: Recorded his 16th career start (eighth straight) and registered nine tackles (five solo; four assists) and an interception ... interception was the fifth of his career and also marked the fourth forced turnover of the season inside the Irish 20-yard line.
Purdue: Made the 15th start of his career and brought down a team leading six tackles (4 solo; 2 assists) as well as a pass break-up. **Michigan State:** Tallied a team-high 10 tackles (three solo, seven assists) and helped limit the passing attack of the Spartans in the loss. **Michigan:** In his 13th career start, tied a career high in tackles with 15 (10 solo, five assists), had 1.5 tackles for loss, a quarterback hurry, forced a fumble and intercepted a pass in the red zone ... has now forced three turnovers this season inside the Irish 10-yard line. **San Diego State:** Made five tackles (all solo), broke up a pass, forced and recovered a fumble in the win ... the 2008 season opener marked his 12th career start for the Irish.

CAREER STATISTICS

Year	G-S	Tackles				Fumbles				
		TT	UT	AT	TFL	Scks	FF	FR	PBU	INT
2008	5-5	45	27	18	1.5-5	0.0-0	2	1-0	2	2-39
2007	12-11	85	55	30	4.5-16	1.0-10	1	1-0	2	3-20
2006	12-0	18	12	6	1.0-1	0.0-0	0	0-0	0	0-0
2005	11-0	14	10	4	0.0-0	0.0-0	0	0-0	1	0-0
Total	40-16	162	104	58	7.0-22	1.0-10	3	2-0	5	5-59

CAREER GAME-BY-GAME

2008	TT	UT	AT	TFL	Scks	FF	FR	PBU	INT
*SDSU (9.6)	5	5	0	0.5-0	0.0-0	1	1-0	1	0-0
*UM (9.13)	15	10	5	1.5-5	0.0-0	1	0-0	0	1-39
*at MSU (9.20)	10	3	7	0.0-0	0.0-0	0	0-0	0	0-0
*PUR (9.27)	6	4	2	0.0-0	0.0-0	0	0-0	1	0-0
*STAN (10.4)	9	5	4	0.0-0	0.0-0	0	0-0	0	1-0
at UNC (10.11)									
at UW (10.25)									
PITT (11.1)									
at BC (11.8)									
vs. Navy (11.15)									
SYR (11.22)									
at USC (11.29)									

2007	TT	UT	AT	TFL	Scks	FF	FR	PBU	INT
*GT (9.1)	9	6	3	2.0-11	1.0-10	0	0-0	0	0-0
*at PSU (9.8)	2	1	1	0.0-0	0.0-0	0	0-0	0	0-0
*at UM (9.15)	9	5	4	1.0-1	0.0-0	0	0-0	0	0-0
*MSU (9.22)	15	8	7	0.0-0	0.0-0	0	0-0	0	1-0
*at PUR (9.29)	3	3	0	0.0-0	0.0-0	0	0-0	0	0-0
*at UCLA (10.6)	4	4	0	0.0-0	0.0-0	0	0-0	0	1-17
*BC (10.13)	6	6	0	0.0-0	0.0-0	0	0-0	0	0-0
*USC (10.20)	5	2	3	0.0-0	0.0-0	1	0-0	1	0-0
Navy (11.3)	4	2	2	0.5-2	0.0-0	0	0-0	0	0-0
*AF (11.10)	13	7	6	0.0-0	0.0-0	0	0-0	0	0-0
*Duke (11.17)	6	3	3	0.0-0	0.0-0	0	1-0	1	0-0
*at STAN (11.25)	9	8	1	1.0-2	0.0-0	0	0-0	0	1-3

2006	TT	UT	AT	TFL	Scks	FF	FR	PBU	INT
at GT (9.2)									DNP
PSU (9.9)	0	0	0	0.0-0	0.0-0	0	0-0	0	0-0
UM (9.16)	2	1	1	0.0-0	0.0-0	0	0-0	0	0-0
at MSU (9.23)	0	0	0	0.0-0	0.0-0	0	0-0	0	0-0
PUR (9.30)	1	1	0	0.0-0	0.0-0	0	0-0	0	0-0
STAN (10.7)	3	1	2	0.0-0	0.0-0	0	0-0	0	0-0
UCLA (10.21)	1	1	0	0.0-0	0.0-0	0	0-0	0	0-0
vs. Navy (10.28)	0	0	0	0.0-0	0.0-0	0	0-0	0	0-0
UNC (11.4)	0	0	0	0.0-0	0.0-0	0	0-0	0	0-0
at AF (11.11)	0	0	0	0.0-0	0.0-0	0	0-0	0	0-0
Army (11.18)	5	3	2	1.0-1	0.0-0	0	0-0	0	0-0
at USC (11.25)	2	1	1	0.0-0	0.0-0	0	0-0	0	0-0
LSU (1.3)	4	4	0	0.0-0	0.0-0	0	0-0	0	0-0

2005	TT	UT	AT	TFL	Scks	FF	FR	PBU	INT
at Pitt (9.3)	0	0	0	0.0-0	0.0-0	0	0-0	0	0-0
at UM (9.10)	1	1	0	0.0-0	0.0-0	0	0-0	0	0-0

MSU (9.17)	0	0	0	0.0-0	0.0-0	0	0-0	0	0-0
at WU (9.24)	1	1	0	0.0-0	0.0-0	0	0-0	0	0-0
at PUR (10.1)	5	5	0	0.0-0	0.0-0	0	0-0	0	0-0
USC (10.15)									DNP
BYU (10.22)	0	0	0	0.0-0	0.0-0	0	0-0	0	0-0
UT (11.5)	2	1	1	0.0-0	0.0-0	0	0-0	0	0-0
Navy (11.12)	2	1	1	0.0-0	0.0-0	0	0-0	0	0-0
'Cuse (11.19)	0	0	0	0.0-0	0.0-0	0	0-0	0	0-0
at STAN (11.26)	2	1	1	0.0-0	0.0-0	0	0-0	0	0-0
OSU (1.2)	1	0	1	0.0-0	0.0-0	0	0-0	0	0-0



39

Ryan Burkhart

PK

5-11, 190

Jr.

Wakarusa, Ind.

2008

Stanford: Continued steady play on kickoffs, racking up five kickoffs for 312 yards (62.4 per kick). **Purdue:** Recorded a season high seven kickoffs that averaged 64.9 yards a kick. **Michigan State:** Recorded two kickoffs averaging 60.0 yards per kick against the Spartans. **Michigan:** Recorded six kickoffs that averaged 61.0 yards, but also had one sail out of bounds. **San Diego State:** Recorded four kickoffs that averaged 60.5 yards.

CAREER STATISTICS

Year	G-S	Field Goals			XP	Kickoffs					
		M-A	Pct	LG		M-A	Pct	Att	Yds	Avg	TB
2008	5-0	0-0	.000	0	0-0	.000	24	1492	62.3	0	1
2007											
2006	9-0	0-0	.000	0	0-0	.000	45	2670	59.3	8	0
Total	14-0	0-0	.000	0	0-0	.000	69	4162	60.3	8	1

CAREER GAME-BY-GAME

2008	Att	Yds	TB	OB	Avg
SDSU (9.6)	4	242	0	0	60.5
UM (9.13)	6	366	0	1	61.0
at MSU (9.20)	2	120	0	0	60.0
PUR (9.27)	7	454	0	0	64.9
STAN (10.4)	5	312	0	0	62.4
at UNC (10.11)					
at UW (10.25)					
PITT (11.1)					
at BC (11.8)					
vs. Navy (11.15)					
SYR (11.22)					
at USC (11.29)					

2006	Att	Yds	TB	OB	Avg
at GT (9.2)					DNP
PSU (9.9)					DNP
UM (9.16)					DNP
at MSU (9.23)					DNP
PUR (9.30)	5	294	0	0	58.8
STAN (10.7)	5	304	2	0	60.8
UCLA (10.21)	4	252	0	0	63.0
vs. Navy (10.28)	7	395	2	0	56.4
UNC (11.4)	8	462	1	0	57.8
at AF (11.11)	7	440	2	0	62.9
Army (11.18)	6	338	1	0	56.3
at USC (11.25)					DNP
LSU (1.3)	3	185	0	0	61.7



7
Jimmy Clausen
 QB
 6-3, 217
 So.
 Westlake Village, Calif.

2008

Stanford: Had best game to date in his Irish career, setting career marks in completions (29) and passing yards (347) ... threw three touchdowns in a game for the second consecutive week (fifth time of career) in completing 29-40 passes (72.5%) against the Cardinal. **Purdue:** Threw for a career high 275 yards (20-35, 57.1%) against the Boilermakers, topping his previous high of 246 vs. Air Force (Nov. 10, 2007), while also throwing for three touchdowns. Has now thrown at least one touchdown pass in four consecutive games. **Michigan State:** Set career highs in pass attempts (41) and completions (24) while throwing for 242 yards (second highest of career) and a touchdown in the loss to the Spartans. **Michigan:** Completed 10-of-21 passes for 147 yards and two touchdowns, including a 48-yard touchdown strike to Golden Tate and a 60-yard connection to Tate again later in the game, his career long completion. **San Diego State:** Went 21-of-34 (61.8%) passing for 237 yards and three touchdowns, which went to three different receivers (Tate, David Grimes, Michael Floyd) in Notre Dame's opening game victory.


CAREER STATISTICS

Year	Passing						Rushing				
	G-S	Com	Att	INT	Pct	Yds	TD	Att	Yds	Avg	TD
2008	5-5	104	171	6	60.8	1,248	12	16	-14	-1.1	0
2007	10-9	138	245	6	56.3	1,254	7	62	-187	-3.0	2
Total	15-14	242	416	12	58.2	2,502	19	78	-201	-2.6	2

CAREER GAME-BY-GAME

2008	Passing						Rushing					
	Com	Att	Pct	Yds	LG	TD	INT	Att	Yds	LG	TD	
*SDSU (9.6)	21	34	61.8	237	38	3	2	0	0	0	0	
*UM (9.13)	10	21	47.6	147	60	2	2	2	5	4	0	
*at MSU (9.20)	24	41	58.5	242	30	1	2	5	-31	4	0	
*PUR (9.27)	20	35	57.1	275	38	3	0	5	8	7	0	
*STAN (10.4)	29	40	72.5	347	48	3	0	4	4	8	0	
at UNC (10.11)												
at UW (10.25)												
PITT (11.1)												
at BC (11.8)												
vs. Navy (11.15)												
SYR (11.22)												
at USC (11.29)												

2007	Passing						Rushing					
	Com	Att	Pct	Yds	LG	TD	INT	Att	Yds	LG	TD	
GT (9.1)	4	6	66.7	34	11	0	0	2	-14	0	0	
*at PSU (9.8)	17	32	53.1	144	35	0	1	10	-25	10	0	
*at UM (9.15)	11	17	64.7	74	14	0	1	9	-65	0	0	
*MSU (9.22)	7	13	53.8	53	14	0	0	4	-30	0	0	
*at PUR (9.29)	18	26	69.2	169	36	1	1	3	13	7	0	
*at UCLA (10.6)	17	27	63.0	84	15	0	0	8	-21	4	1	
*BC (10.13)	7	20	35.0	60	26	0	2	1	4	4	0	
USC (10.20)												
Navy (11.3)												
*AF (11.10)	22	40	55.0	246	28	3	0	10	-39	6	0	
*Duke (11.17)	16	32	50.0	194	41	3	0	7	12	11	0	
*at STAN (11.25)	19	32	59.4	196	44	0	1	8	-22	10	1	



40
Maurice Crum Jr.
 ILB
 6-0, 235
 Sr.
 Riverview, Fla.

2008

Stanford: Made his 42 career start and tallied four tackles (three solo; assist) in the win over the Cardinal ... the 42 consecutive starts is the longest streak on the team and the seventh longest active streak among current NCAA FBS players. **Purdue:** Made his 41st straight start at ILB and made a team high six tackles (solo; 5 assists) while helping the Irish to their third win of the season. **Michigan State:** Making his 40th start of his career, Crum made eight tackles (four solo, four assists) in the first loss for the Irish in 2008. **Michigan:** In his 39th straight start, registered five tackles (three solo, two assists) while also recording a half-tackle for loss. **San Diego State:** Recorded six tackles on the day (three solo, three assists) and earned his first sack of the season (sixth of career) ... also recorded a quarterback hurry in his 38th start for the Irish.

CAREER STATISTICS

Year	G-S	Tackles				Fumbles				
		TT	UT	AT	TFL	Scks	FF	FR	PBU	INT
2008	5-5	29	14	15	2.5-18	1.0-7	0	0-0	0	0-0
2007	12-12	84	35	49	4.5-21	1.0-8	3	2-34	4	2-46
2006	13-13	100	47	53	10.0-55	4.0-38	1	0-0	3	1-0
2005	12-12	57	32	25	3.0-5	0.0-0	1	0-0	1	0-0
2004					DNP					
Total	42-42	270	128	142	20.0-99	6.0-53	5	2-34	8	3-46

CAREER GAME-BY-GAME

2008	TT	UT	AT	TFL	Scks	FF	FR	PBU	INT
*SDSU (9.6)	6	3	3	1.0-7	1.0-7	0	0-0	0	0-0
*UM (9.13)	5	3	2	0.5-5	0.0-0	0	0-0	0	0-0
*at MSU (9.20)	8	4	4	1.0-6	0.0-0	0	0-0	0	0-0
*PUR (9.27)	6	1	5	0.0-0	0.0-0	0	0-0	0	0-0
*STAN (10.4)	4	3	2	0.0-0	0.0-0	0	0-0	0	0-0
at UNC (10.11)									
at UW (10.25)									
PITT (11.1)									
at BC (11.8)									
vs. Navy (11.15)									
SYR (11.22)									
at USC (11.29)									

2007	TT	UT	AT	TFL	Scks	FF	FR	PBU	INT
*GT (9.1)	9	3	6	1.0-2	1.0-10	0-0	0	0	0-0
*at PSU (9.8)	6	3	3	0.0-0	0.0-0	0	0-0	1	0-0
*at UM (9.15)	7	1	6	0.0-0	0.0-0	0	0-0	0	0-0
*MSU (9.22)	16	6	10	0.5-1	0.0-0	0	0-0	0	1-0
*at PUR (9.29)	2	1	1	0.0-0	0.0-0	0	0-0	0	0-0
*at UCLA (10.6)	8	6	2	2.0-17	1.0-8	2	2-34	2	2-46
*BC (10.13)	0	0	0	0.0-0	0.0-0	0	0-0	0	0-0
*USC (10.20)	3	1	2	0.0-0	0.0-0	0	0-0	0	0-0
*Navy (11.3)	13	7	6	1.0-0	0.0-0	1	0-0	1	0-0
*AF (11.10)	11	5	6	0.0-0	0.0-0	0	0-0	0	0-0
*Duke (11.17)	3	0	3	0.0-0	0.0-0	0	0-0	0	0-0
*at STAN (11.25)	6	2	4	0.0-0	0.0-0	0	0-0	0	0-0

2006	TT	UT	AT	TFL	Scks	FF	FR	PBU	INT
*at GT (9.2)	6	4	2	2.0-15	1.0-14	0	0-0	0	0-0
*PSU (9.9)	14	10	4	3.0-10	0.0-0	1	0-0	0	0-0
*UM (9.16)	6	2	4	1.0-1	0.0-0	0	0-0	0	0-0
*at MSU (9.23)	5	4	1	0.0-0	0.0-0	0	0-0	0	0-0
*PUR (9.30)	5	1	4	0.0-0	0.0-0	0	0-0	0	0-0
*STAN (10.7)	7	3	4	0.0-0	0.0-0	0	0-0	1	1-0
*UCLA (10.21)	8	3	5	1.0-7	1.0-7	0	0-0	1	0-0
*vs. Navy (10.28)	11	4	7	0.0-0	0.0-0	0	0-0	0	0-0
*UNC (11.4)	9	3	6	1.0-9	1.0-9	0	0-0	0	0-0
*at AF (11.11)	6	0	6	0.0-0	0.0-0	0	0-0	0	0-0
*Army (11.18)	6	2	4	1.5-9	1.0-8	0	0-0	0	0-0
*at USC (11.25)	9	6	3	0.5-4	0.0-0	0	0-0	1	0-0
*LSU (1.3)	8	5	3	0.0-0	0.0-0	0	0-0	0	0-0

2005	TT	UT	AT	TFL	Scks	FF	FR	PBU	INT
*at Pitt (9.3)	5	2	3	0.0-0	0.0-0	0	0-0	0	0-0
*at UM (9.10)	5	4	1	0.0-0	0.0-0	1	0-0	0	0-0
*MSU (9.17)	7	4	3	0.0-0	0.0-0	0	0-0	0	0-0

*at WU (9.24)	2	1	1	0.0-0	0.0-0	0	0-0	0	0-0
*at PUR (10.1)	2	1	1	0.0-0	0.0-0	0	0-0	0	0-0
*USC (10.15)	4	0	4	0.0-0	0.0-0	0	0-0	0	0-0
*BYU (10.22)	5	4	1	0.0-0	0.0-0	0	0-0	0	0-0
*UT (11.5)	5	4	1	3.0-5	0.0-0	0	0-0	1	0-0
*Navy (11.12)	7	2	5	0.0-0	0.0-0	0	0-0	0	0-0
*Cuse (11.19)	2	2	0	0.0-0	0.0-0	0	0-0	0	0-0
*at STAN (11.26)	7	6	1	0.0-0	0.0-0	0	0-0	0	0-0
*OSU (1.2)	7	2	5	0.0-0	0.0-0	0	0-0	0	0-0



72
Paul Duncan
OT
6-7, 308
Sr.
Dallas, Ga.

2008
 Has not seen any game action.

CAREER STATISTICS

Year	G-S	Time
2008	0-0	0:00
2007	12-12	301:44
2006	12-0	84:09
2005	5-0	23:45
Total	29-12	376:38



45
Darius Fleming
OLB
6-1, 236
Fr.
Chicago Ill.


2008
Stanford: Saw increased action in the linebacker rotation and racked up three tackles (two solo; assist) and also recorded his first career sack in the win. **Purdue:** Continued to see considerable time in the linebacker rotation and on special teams, notching two tackles (both assists) on the day. **Michigan State:** Saw considerable time on special teams, registering a tackle (assist) in the loss to the Spartans. **Michigan:** Recorded four tackles (solo, three assists) in special teams action and reserve roll on defense. **San Diego State:** Saw his first action of career and notched his first tackle (solo) of the season and career in season opening win.

CAREER STATISTICS

Year	G-S	Tackles			Fumbles					
		TT	UT	AT	TFL	Scks	FF	FR	PBU	INT
2008	5-0	11	4	7	1.0-12	1.0-12	0	0-0	0	0-0
Total	5-0	11	4	7	1.0-12	1.0-12	0	0-0	0	0-0

CAREER GAME-BY-GAME

2008	TT	UT	AT	TFL	Scks	FF	FR	PBU	INT
SDSU (9.6)	1	1	0	0.0-0	0.0-0	0	0-0	0	0-0
UM (9.13)	4	1	3	0.0-0	0.0-0	0	0-0	0	0-0
at MSU (9.20)	1	0	1	0.0-0	0.0-0	0	0-0	0	0-0
PUR (9.27)	2	0	2	0.0-0	0.0-0	0	0-0	0	0-0
STAN (10.4)	3	2	1	1.0-12	1.0-12	0	0-0	0	0-0
at UNC (10.11)									
at UW (10.25)									
PITT (11.1)									
at BC (11.8)									
vs. Navy (11.15)									
SYR (11.22)									
at USC (11.29)									



3
Michael Floyd
WR
6-3, 215
Fr.
Saint Paul, Minn.


2008
Stanford: Became the first freshman since Joe Howard in 1981 to record consecutive games of 100+ yards receiving ... set his career high in reception yards (115) and recorded his third touchdown on the season. **Purdue:** Continues to see expanded playing time. Recorded 6 catches for 100 yards on the day, including a 38 yarder, the longest of his Irish career to date. The 100 yard performance also sets his career high to this point. **Michigan State:** Had breakout game against the Spartans, recording career highs in catches (7), yards (86) and longest catch (26 yards) while hauling in second touchdown of the season ... seven receptions the most ever for Notre Dame freshman. **Michigan:** Continues impressive freshman season, recording the first start of his short career, hauling in two passes for 9 yards. **San Diego State:** Registered one catch for 22 yards and a touchdown. His first career reception and a touchdown on the same play (a 22-yard reception late in the first half) made him the first freshman to ever record a touchdown reception in a season opener. Floyd is also the first freshman to ever score Notre Dame's first points to open a season by touchdown.

CAREER STATISTICS

Year	G-S	Receiving				
		Rec	Yds	Avg	TD	LG
2008	5-4	21	333	15.9	3	48
Total	5-4	21	333	15.9	3	48

CAREER GAME-BY-GAME

2008	Receiving				
	Rec	Yds	Avg	TD	LG
SDSU (9.6)	1	22	22.0	1	22
*UM (9.13)	2	10	5.0	0	9
*at MSU (9.20)	7	86	12.3	1	26
*PUR (9.27)	6	100	16.7	0	38
*STAN (10.4)	5	115	23.0	1	48
at UNC (10.11)					
at UW (10.25)					
PITT (11.1)					
at BC (11.8)					
vs. Navy (11.15)					
SYR (11.22)					
at USC (11.29)					



4
Gary Gray
CB
5-11, 188
Sr.
Columbia, S.C.

2008

Stanford: Saw action in the defensive backfield rotation, registering a tackle (solo) in the win over the Cardinal. **Purdue:** Tied a career-high with four tackles and also added his first career pass breakup. **Michigan State:** Saw a considerable amount of action in the defensive backfield rotation and recorded a career high four tackles (all solo) in the loss to the Spartans ... the tackles were the first of his career. **Michigan:** Registered his first career interception and returned it 41 yards in the week two win. **San Diego State:** Did not see any game action.

CAREER STATISTICS

Year	G-S	Tackles			TFL	Scks	Fumbles			PBU	INT
		TT	UT	AT			FF	FR			
2008	4-0	9	9	0	0.0-0	0.0-0	0	0-0	1	1-41	
Total	4-0	9	9	0	0.0-0	0.0-0	0	0-0	1	1-41	

CAREER GAME-BY-GAME

2008	TT	UT	AT	TFL	Scks	FF	FR	PBU	INT
SDSU (9.6)					DNP				
UM (9.13)	0	0	0	0.0-0	0.0-0	0	0-0	0	1-41
at MSU (9.20)	4	4	0	0.0-0	0.0-0	0	0-0	0	0-0
PUR (9.27)	4	4	0	0.0-0	0.0-0	0	0-0	1	0-0
STAN (10.4)	1	1	0	0.0-0	0.0-0	0	0-0	0	0-0
at UNC (10.11)									
at UW (10.25)									
PITT (11.1)									
at BC (11.8)									
vs. Navy (11.15)									
SYR (11.22)									
at USC (11.29)									



11
David Grimes
WR
5-10, 177
Sr.
Detroit, Mich.

2008

Stanford: Continues to be a good weapon at slot receiver, registering seven catches for 60 yards on the day, including a long of 23. **Purdue:** Returned to the field, recording the 18th start of his career. Hauled in 4 catches for a season high 65 yards and a touchdown, the second of the season. **Michigan State:** Did not see game action against the Spartans while dealing with back injury. **Michigan:** Registered one catch for 3 yards (6th consecutive game with a catch) in limited playing time. **San Diego State:** Making the 17th start of his career, Grimes tallied five catches for 35 yards and a touchdown ... the receiving touchdown was the fifth of his career.

CAREER STATISTICS

Year	G-S	Receiving				Rushing					
		Rec	Yds	Avg	TD	LG	Att	Yds	Avg	TD	LG
2008	4-3	17	163	9.6	2	30	0	0	0.0	0	0
2007	10-8	27	224	8.3	2	25	0	0	0.0	0	0
2006	12-7	26	336	12.9	2	36	1	2	2.0	1	2
2005	12-1	2	19	9.5	0	11	2	8	4.0	0	8
Total	38-19	72	742	10.3	6	36	3	10	3.3	1	8

CAREER STATISTICS


Year	Kick Returns				Punt Returns					
	Ret	Yds	Avg	TD	LG	Ret	Yds	Avg	TD	LG
2008	0	0	0.0	0	0	0	0	0.0	0	0
2007	0	0	0.0	0	0	0	0	0.0	0	0
2006	21	514	24.5	0	50	0	0	0.0	0	0
2005	15	338	22.5	0	40	1	17	17.0	0	17
Total	36	852	23.7	0	50	1	17	17.0	0	17

CAREER GAME-BY-GAME

2008	Receiving				Kick Returns					
	Rec	Yds	Avg	TD	LG	Ret	Yds	Avg	TD	LG
*SDSU (9.6)	5	35	7.0	1	14					
UM (9.13)	1	3	3.0	0	3					
at MSU (9.20)					DNP					
*PUR (9.27)	4	65	16.3	1	30					
*STAN (10.4)	7	60	8.6	0	23					
at UNC (10.11)										
at UW (10.25)										
PITT (11.1)										
at BC (11.8)										
vs. Navy (11.15)										
SYR (11.22)										
at USC (11.29)										

2007	Receiving				Kick Returns					
	Rec	Yds	Avg	TD	LG	Ret	Yds	Avg	TD	LG
*GT (9.1)	1	4	4.0	0	4					
*at PSU (9.8)	5	45	9.0	0	14					
*at UM (9.15)	3	10	3.3	0	8					
*MSU (9.22)	3	24	8.0	0	9					
*at PUR (9.29)	3	34	11.3	0	17					
at UCLA (10.6)					DNP					
BC (10.13)					DNP					
USC (10.20)	0	0	0.0	0	0					
Navy (11.3)	2	4	2.0	0	0					
*AF (11.10)	6	67	11.2	1	21					
*Duke (11.17)	2	26	13.0	1	25					
*at STAN (11.25)	2	10	5.0	0	14					

2006	Receiving				Kick Returns					
	Rec	Yds	Avg	TD	LG	Ret	Yds	Avg	TD	LG
at GT (9.2)	0	0	0.0	0	0	1	46	46.0	0	46
PSU (9.9)	0	0	0.0	0	0	0	0	0.0	0	0
UM (9.16)	4	48	12.0	0	20	6	145	24.2	0	27
at MSU (9.23)	0	0	0.0	0	0	1	28	28.0	0	28
PUR (9.30)					DNP					
*STAN (10.7)	1	7	7.0	0	7	1	7	7.0	0	7
*UCLA (10.21)	8	79	9.9	0	17	3	53	17.7	0	20
vs. Navy (10.28)	3	72	24.0	1	36	1	26	26.0	0	26



18

Duval Kamara
WR
6-5, 219
So.
Hoboken, N.J.

2008

Stanford: Saw limited playing time but did record a catch for two yards. **Purdue:** Hauled in one catch for five yards in limited time against the Boilermakers. **Michigan State:** Failed to record a catch against the Spartans. **Michigan:** Registered second start of the season (7th of career), hauling in first touchdown of the 2008 season (5th of career) with his 10-yard reception early in the first quarter. **San Diego State:** Had one catch for 28 yards in his sixth career start ... the 28-yard reception was the second longest of his career (35-yard reception against Stanford in 2007) ... also recorded a tackle in the season opening win.

CAREER STATISTICS

Year	G-S	Receiving				LG
		Rec	Yds	Avg	TD	
2008	5-3	4	45	11.3	1	28
2007	11-5	32	357	11.2	4	35
Total	16-8	36	402	11.2	5	35

CAREER GAME-BY-GAME

2008	Receiving				
	Rec	Yds	Avg	TD	LG
*SDSU (9.6)	1	28	28.0	0	28
*UM (9.13)	1	10	10.0	1	10
*at MSU (9.20)	0	0	0.0	0	0
PUR (9.27)	1	5	5.0	0	5
STAN (10.4)	1	2	2.0	0	2
at UNC (10.11)					
at UW (10.25)					
PITT (11.1)					
at BC (11.8)					
vs. Navy (11.15)					
SYR (11.22)					
at USC (11.29)					

2007	Receiving				
	Rec	Yds	Avg	TD	LG
GT (9.1)	2	19	9.5	0	11
at PSU (9.8)	1	6	6.0	0	6
at UM (9.15)	1	14	14.0	0	14
MSU (9.22)	1	9	9.0	0	9
at PUR (9.29)	6	68	11.3	1	15
at UCLA (10.6)	2	20	10.0	0	15
*BC (10.13)	2	19	9.5	0	13
*USC (10.20)	4	33	8.3	0	11
*Navy (11.3)	5	44	8.8	2	21
AF (11.10)			DNP		
*Duke (11.17)	2	32	16.0	1	25
*at STAN (11.25)	6	93	15.5	0	35



96

Pat Kuntz
NT
6-3, 283
Sr.
Indianapolis, Ind.

2008

Stanford: Had a huge day in his 15th career start, racking up three tackles (two solo; assist), two sacks and an interception ... the two sacks brings his career total to 2.5 and the interception was the second of his career. **Purdue:** Amassed a team high six tackles (3 solo; s assist) in the 14th start of his career in the win over the Boilers. **Michigan State:** Made 13th start of his career and racked up two tackles (one solo, one assist) in the loss to the Spartans. **Michigan:** Recorded three tackles (all solo) and a tackle for loss in his 12th career start. **San Diego State:** Made 11th start of his career in the season opening win and helped limit the Aztecs to 71 rushing yards on the day.

CAREER STATISTICS

Year	G-S	Tackles				Fumbles				
		TT	UT	AT	TFL	Scks	FF	FR	PBU	INT
2008	5-5	14	9	5	2.0-18	2.0-16	0	1-0	1	1-0
2007	10-10	42	19	23	2.5-3	0.0-0	0	0-0	9	0-0
2006	12-0	7	5	2	0.5-3	0.5-3	0	1-0	0	0-0
2005	9-0	4	1	3	0.0-0	0.0-0	0	0-0	0	0-0
Total	36-15	67	34	33	5.0-24	2.5-19	0	2-0	10	1-0

CAREER GAME-BY-GAME

2008	Tackles				Fumbles				
	TT	UT	AT	TFL	Scks	FF	FR	PBU	INT
*SDSU (9.6)	0	0	0	0.0-0	0.0-0	0	0-0	0	0-0
*UM (9.13)	3	3	0	1.0-2	0.0-0	0	0-0	0	0-0
*at MSU (9.20)	2	1	1	0.0-0	0.0-0	0	0-0	0	0-0
*PUR (9.27)	6	3	3	0.0-0	0.0-0	0	0-0	0	0-0
*STAN (10.4)	3	2	1	2.0-16	2.0-16	0	1-0	1	1-0
at UNC (10.11)									
at UW (10.25)									
PITT (11.1)									
at BC (11.8)									
vs. Navy (11.15)									
SYR (11.22)									
at USC (11.29)									

2007	Tackles				Fumbles				
	TT	UT	AT	TFL	Scks	FF	FR	PBU	INT
*GT (9.1)	2	1	1	0.0-0	0.0-0	0	0-0	2	0-0
*at PSU (9.8)	8	3	5	0.5-1	0.0-0	0	0-0	0	0-0
*at UM (9.15)	6	3	3	0.0-0	0.0-0	0	0-0	1	0-0
*MSU (9.22)	3	0	3	0.0-0	0.0-0	0	0-0	1	1-0
*at PUR (9.29)	2	1	1	0.0-0	0.0-0	0	0-0	0	0-0
*at UCLA (10.6)	7	5	2	0.0-0	0.0-0	0	0-0	2	0-0
*BC (10.13)	5	2	3	0.0-0	0.0-0	0	0-0	1	0-0
*USC (10.20)	5	2	3	1.0-1	0.0-0	0	0-0	2	0-0
*Navy (11.3)	0	0	0	0.0-0	0.0-0	0	0-0	0	0-0
*AF (11.10)	4	2	2	1.0-1	0.0-0	0	0-0	0	0-0
Duke (11.17)						DNP			
at STAN (11.25)						DNP			



20

Terrail Lambert
DB
5-11, 195
Sr.
Oxnard, Calif.

2008

Stanford: Amassed four tackles (two solo; two assist) and helped limit the Cardinal passing attack to just 182 passing yards in his 27th career start. **Purdue:** Made the 26th start of his career and amassed four tackles (3 solo; assist) on the day and helped hold the Boilers to just nine completions in the second half (9-21). **Michigan State:** Registered eight tackles (two solo, six assists) in his 25th start of his career. **Michigan:** Made his 24th consecutive start at CB and recorded two tackles (both solo). **San Diego State:** Tallied six tackles (all solo) and broke up two passes in his 23rd career start for the Irish.

CAREER STATISTICS

Year	G-S	Tackles			TFL	Scks	Fumbles			
		TT	UT	AT			FF	FR	PBU	INT
2008	5-5	24	15	9	0.0-0	0.0-0	0	0-0	2	0-0
2007	12-12	34	19	15	0.0-0	0.0-0	0	0-0	0	1
2006	13-10	40	30	10	1.5-9	0.5-6	1	1-0	1	3
2005	12-0	8	7	1	0.0-0	0.0-0	0	0-0	1	0
Total	42-27	106	71	35	1.5-9	0.5-6	1	1-0	4	4

CAREER GAME-BY-GAME

2008	TT	UT	AT	TFL	Scks	FF	FR	PBU	INT
*SDSU (9.6)	6	6	0	0.0-0	0.0-0	0	0-0	2	0-0
*UM (9.13)	2	2	0	0.0-0	0.0-0	0	0-0	0	0-0
*at MSU (9.20)	8	2	6	0.0-0	0.0-0	0	0-0	0	0-0
*PUR (9.27)	4	3	1	0.0-0	0.0-0	0	0-0	0	0-0
*STAN (10.4)	4	2	2	0.0-0	0.0-0	0	0-0	0	0-0
at UNC (10.11)									
at UW (10.25)									
PITT (11.1)									
at BC (11.8)									
vs. Navy (11.15)									
SYR (11.22)									
at USC (11.29)									
2007	TT	UT	AT	TFL	Scks	FF	FR	PBU	INT
*GT (9.1)	6	4	2	0.0-0	0.0-0	0	0-0	0	0
*at PSU (9.8)	1	1	0	0.0-0	0.0-0	0	0-0	0	0
*at UM (9.15)	1	1	0	0.0-0	0.0-0	0	0-0	0	0
*MSU (9.22)	1	1	0	0.0-0	0.0-0	0	0-0	0	0
*at PUR (9.29)	3	3	0	0.0-0	0.0-0	0	0-0	0	0
*at UCLA (10.6)	3	1	2	0.0-0	0.0-0	0	0-0	0	1
*BC (10.13)	4	2	2	0.0-0	0.0-0	0	0-0	0	0
*USC (10.20)	7	2	5	0.0-0	0.0-0	0	0-0	0	0
*Navy (11.3)	2	0	2	0.0-0	0.0-0	0	0-0	0	0
*AF (11.10)	2	1	1	0.0-0	0.0-0	0	0-0	0	0
*Duke (11.17)	1	0	1	0.0-0	0.0-0	0	0-0	0	0
*at STAN (11.25)	3	3	0	0.0-0	0.0-0	0	0-0	0	0
2006	TT	UT	AT	TFL	Scks	FF	FR	PBU	INT
at GT (9.2)	2	1	1	0.0-0	0.0-0	0	0-0	0	0-0
PSU (9.9)	1	1	0	0.0-0	0.0-0	0	0-0	0	0-0
UM (9.16)	2	1	1	0.0-0	0.0-0	0	0-0	0	0-0
*at MSU (9.23)	5	4	1	0.0-0	0.0-0	0	0-0	0	2-27
*PUR (9.30)	11	10	1	1.0-3	0.0-0	1	1-0	0	0-0
*STAN (10.7)	0	0	0	0.0-0	0.0-0	0	0-0	0	1-0
*UCLA (10.21)	6	4	2	0.0-0	0.0-0	0	0-0	0	1-0
*vs. Navy (10.28)	4	3	1	0.0-0	0.0-0	0	0-0	0	0-0
*UNC (11.4)	0	0	0	0.0-0	0.0-0	0	0-0	0	0-0
*at AF (11.11)	3	2	1	0.0-0	0.0-0	0	0-0	0	0-0
*Army (11.18)	0	0	0	0.0-0	0.0-0	0	0-0	0	0-0
*at USC (11.25)	3	3	0	0.0-0	0.0-0	0	0-0	1	0-0
*LSU (1.3)	3	1	2	0.5-6	0.5-6	0	0-0	0	0-0



43

Eric Maust
P
6-2, 177
Jr.
Alpharetta, Ga.

CAREER

Filled in at punter during the 2007 season and averaged a team-high 42.1 yards on 21 punts, landing nine inside the 20 with only one touchback ... enters the 2008 season as the starting punter for the Irish ... also one of the top pitchers for Notre Dame's baseball team and recorded a 6-3 record last season ... enrolled in the Mendoza College of Business, majoring in finance, and owns a 3.153 GPA.

2008

Stanford: Continues to be a special teams staple for the Irish, racking up 207 yards on five punts (41.4 avg.), two of which came to rest inside the 20-yard line. **Purdue:** Had another solid day, punting twice for 93 yards (46.5 average) with a long of 54 and having one downed inside the 20. **Michigan State:** Booted five punts for 204 yards (40.8 average) against the Spartans, getting two downed inside the 20. **Michigan:** Had a solid day punting the ball, booming six punts for 263 yards (43.8 average) with a long of 52 yards and two being downed inside the 20-yard line. **San Diego State:** Booted five punts on the day for 199 yards (39.8 per punt), two of which were downed inside the 20-yard line in the season opening win.

CAREER STATISTICS

Year	G-S	No	Yds	Avg	LG	TB	FC	I20	50+	Blkd
2008	5-0	23	966	42.0	54	1	4	9	5	0
2007	6-0	21	884	42.1	53	1	6	9	2	1
Total	11-0	44	1850	42.0	54	2	10	18	7	1

CAREER GAME-BY-GAME

2008	No	Yds	Avg	LG	TB	FC	I20	50+	BLK
SDSU (9.1)	5	199	39.8	50	0	2	2	1	0
UM (9.8)	6	263	43.8	52	1	0	2	2	0
at MSU (9.15)	5	204	40.8	46	0	2	2	0	0
PUR (9.22)	2	93	46.5	54	0	0	1	1	0
STAN (9.29)	5	207	41.4	50	0	0	2	1	0
at UNC (10.6)									
at UW (10.13)									
PITT (10.20)									
at BC (11.3)									
vs. Navy (11.10)									
SYR (11.17)									
at USC (11.25)									
2007	No	Yds	Avg	LG	TB	FC	I20	50+	BLK
GT (9.1)					DNP				
at PSU (9.8)	1	45	45.0	45	0	0	0	0	0
at UM (9.15)					DNP				
MSU (9.22)	3	129	43.0	50	0	1	0	1	0
at PUR (9.29)	3	132	44.0	48	1	1	2	0	0
at UCLA (10.6)					DNP				
BC (10.13)					DNP				
USC (10.20)					DNP				
Navy (11.3)					DNP				
AF (11.10)	5	215	43.0	53	0	2	2	1	0
Duke (11.17)	5	205	41.0	48	0	2	2	0	0
at STAN (11.25)	4	158	39.5	46	0	0	3	0	1



28

Kyle McCarthy
S
6-1, 203
Sr.
Youngstown, Ohio

2008

Stanford: Tied his career high tackle performance on the day in his sixth start of his career, racking up 14 tackles (7 solo; 7 assist). He also intercepted a pass (2nd of career) and tallied a tackle for loss in the win over the Cardinal. **Purdue:** Tallied five tackles (4 solo; assist) on the day and helped limit the Boilers to just 139 passing yards in the second half. The start was the fifth of his career. **Michigan State:** Continued to be a team leader in tackles, recording nine tackles (solo; eight assists) on the day in his fourth career start. **Michigan:** In his third career start, notched his second best game in tackles with 10 (seven solo, three assists) in the win. **San Diego State:** Amassed a team and career-high 14 tackles (10 solo, four assists) while also assisting on a tackle for loss in the season opening win.


CAREER STATISTICS

Year	G-S	Tackles			TFL	Scks	Fumbles			
		TT	UT	AT			FF	FR	PBU	INT
2008	5-5	52	29	23	1.5-2	0.0-0	0	0-0	0	1-2
2007	12-1	20	11	9	0.0-0	0.0-0	1	0-0	1	1-0
2006	13-0	9	6	3	0.0-0	0.0-0	0	0-0	0	0-0
2005					DNP					
Total	30-6	81	46	35	1.5-2	0.0-0	1	0-0	1	2-2

CAREER GAME-BY-GAME

2008	TT	UT	AT	TFL	Scks	FF	FR	PBU	INT
*SDSU (9.6)	14	10	4	0.5-0	0.0-0	0	0-0	0	0-0
*UM (9.13)	10	7	3	0.0-0	0.0-0	0	0-0	0	0-0
*at MSU (9.20)	9	1	8	0.0-0	0.0-0	0	0-0	0	0-0
*PUR (9.27)	5	4	1	0.0-0	0.0-0	0	0-0	0	0-0
*STAN (10.4)	14	7	7	1.0-2	0.0-0	0	0-0	0	1-2
at UNC (10.11)									
at UW (10.25)									
PITT (11.1)									
at BC (11.8)									
vs. Navy (11.15)									
SYR (11.22)									
at USC (11.29)									

2007	TT	UT	AT	TFL	Scks	FF	FR	PBU	INT
GT (9.1)	2	0	2	0.0-0	0.0-0	0	0-0	0	0
at PSU (9.8)	1	1	0	0.0-0	0.0-0	0	0-0	0	0
at UM (9.15)	1	0	1	0.0-0	0.0-0	0	0-0	0	0
MSU (9.22)	0	0	0	0.0-0	0.0-0	0	0-0	0	0
at PUR (9.29)	3	3	0	0.0-0	0.0-0	0	0-0	0	1
at UCLA (10.6)	1	0	1	0.0-0	0.0-0	0	0-0	0	0
BC (10.13)	1	1	0	0.0-0	0.0-0	0	0-0	0	0
USC (10.20)	3	2	1	0.0-0	0.0-0	0	0-0	0	0
*Navy (11.3)	7	3	4	0.0-0	0.0-0	0	0-0	0	0
AF (11.10)	0	0	0	0.0-0	0.0-0	0	0-0	0	0
Duke (11.17)	1	1	0	0.0-0	0.0-0	1	0-0	1	0
at STAN (11.25)	0	0	0	0.0-0	0.0-0	0	0-0	0	0



8

Raeshon McNeil
DB
6-0, 190
Jr.
Cooleemee, N.C.

2008


Stanford: Had a solid day, making four tackles (three solo, assist) and helped limit the Cardinal to just 182 yards passing ... the start was the sixth of his career. **Purdue:** Making the fourth start of the season, he registered 3 tackles (2 solo; assist) and helped hold the Boilers to just 43% completion percentage in the second half. **Michigan State:** Racked up four tackles (solo; three assists) and a pass break-up while helping limit the Spartans to under 50% completion percentage on the day in his third start of the season. **Michigan:** Making the second start of the season, tallied three tackles (two solo, assist) and two pass break-ups (career high) in the win. **San Diego State:** Recorded a pass break up in his starting roll against the Aztecs ... start against San Diego State marked the second start of his career.

CAREER STATISTICS

Year	G-S	Tackles			TFL	Scks	Fumbles			
		TT	UT	AT			FF	FR	PBU	INT
2008	5-5	14	8	6	0.0-0	0.0-0	0	0-0	4	0-0
2007	11-1	9	6	3	1.0-10	1.0-10	0	0-0	3	0-0
2006	11-0	4	2	2	0.0-0	0.0-0	0	0-0	0	0-0
Total	27-6	27	16	11	1.0-10	1.0-10	0	0-0	7	0-0

CAREER GAME-BY-GAME

2008	TT	UT	AT	TFL	Scks	FF	FR	PBU	INT
*SDSU (9.6)	0	0	0	0.0-0	0.0-0	0	0-0	1	0-0
*UM (9.13)	3	2	1	0.0-0	0.0-0	0	0-0	2	0-0
*at MSU (9.20)	4	1	3	0.0-0	0.0-0	0	0-0	1	0-0
*PUR (9.27)	3	2	1	0.0-0	0.0-0	0	0-0	0	0-0
*STAN (10.4)	4	3	1	0.0-0	0.0-0	0	0-0	0	0-0
at UNC (10.11)									
at UW (10.25)									
PITT (11.1)									
at BC (11.8)									
vs. Navy (11.15)									
SYR (11.22)									
at USC (11.29)									



56

Kerry Neal
OLB
6-2, 246
So.
Bunn, N.C.

2008

Stanford: Saw action in the linebacker rotation and registered a tackle (solo) and helped limit the Cardinal to just 29 rushing yards in the second half. **Purdue:** Made the start at OLB and tallied one tackle for a loss on the day. The start was the eighth of his career. **Michigan State:** Tallied a tackle (assist) on the day in a reserve roll in the first loss of the season. **Michigan:** Made his seventh career start and notched three tackles (solo, two assists) as well as a half-tackle for loss in the win. **San Diego State:** Made three tackles (solo, two assists), assisted on a tackle for loss and recorded his first career interception in the win ... the start for Neal was the sixth of his career.

CAREER STATISTICS

Year	G-S	Tackles			TFL	Scks	Fumbles			
		TT	UT	AT			FF	FR	PBU	INT
2008	5-3	9	4	5	2.0-4	0.0-0	0	0-0	0	1-2
2007	12-5	20	8	12	2.0-9	2.0-9	0	2-11	3	0-0
Total	17-8	29	12	17	4.0-13	2.0-9	0	2-11	3	1-2

CAREER GAME-BY-GAME

2008	TT	UT	AT	TFL	Scks	FF	FR	PBU	INT
*SDSU (9.6)	3	1	2	0.0-0	0.0-0	0	0-0	0	1-2
*UM (9.13)	3	1	2	0.5-1	0.0-0	0	0-0	0	0-0
at MSU (9.20)	1	0	1	0.0-0	0.0-0	0	0-0	0	0-0

*PUR (9.27)	1	1	0	1.0-2	0.0-0	0	0-0	0	0-0
STAN (10.4)	1	1	0	0.0-0	0.0-0	0	0-0	0	0-0
at UNC (10.11)									
at UW (10.25)									
PITT (11.1)									
at BC (11.8)									
vs. Navy (11.15)									
SYR (11.22)									
at USC (11.29)									

2007	TT	UT	AT	TFL	Scks	FF	FR	PBU	INT
GT (9.1)	0	0	0	0.0-0	0.0-0	0	0-0	0	0
at PSU (9.8)	1	0	1	0.0-0	0.0-0	0	0-0	0	0
at UM (9.15)	0	0	0	0.0-0	0.0-0	0	0-0	1	0
MSU (9.22)	2	1	1	1.0-8	1.0-8	0	0-0	1	0
*at PUR (9.29)	0	0	0	0.0-0	0.0-0	0	0-0	0	0
*at UCLA (10.6)	3	3	0	0.0-0	0.0-0	0	1-11	0	0
*BC (10.13)	2	1	1	0.0-0	0.0-0	0	0-0	0	0
USC (10.20)	3	1	2	0.0-0	0.0-0	0	0-0	0	0
Navy (11.3)	0	0	0	0.0-0	0.0-0	0	0-0	0	0
AF (11.10)	3	0	3	0.0-0	0.0-0	0	1-0	0	0
*Duke (11.17)	3	1	2	0.0-0	0.0-0	0	0-0	0	0
*at STAN (11.25)	3	1	2	1.0-1	1.0-1	0	0-0	0	0



55
Eric Olsen
 OG
 6-5, 303
 Jr.
 Staten Island, N.Y.

2008

Stanford: Helped protect for the Irish air attack which put up 347 yards on the day. **Purdue:** Played a key role in helping the Irish amass 476 yards of total offense (201 rush, 275 receiving) on the day against the Boilermakers. **Michigan State:** Helped protect for a strong passing performance against the Spartans. **Michigan:** Helped the Irish rushing attack eclipse the 100-yard mark (113) for the second consecutive week ... made second start at LG on the season. **San Diego State:** Made his seventh career start, first season opening start at LG ... helped open holes and halt the defensive pass rush to the tune of 122 rushing yards and not allowing any sacks in season opening win.

CAREER STATISTICS

Year	G-GS	Time
2008	4-4	125:44
2007	11-6	171:45
2006	8-0	20:45
Total	23-10	318:14



82
Robby Parris
 WR
 6-3, 210
 Jr.
 Olmsted Falls, Ohio

2008

Stanford: Saw limited minutes against the Cardinal. **Purdue:** Did not see game action. **Michigan State:** Saw most extensive game action to date on the short season, recording four catches for 22 yards, both season highs. **Michigan:** Recorded his first game action and first catch of the season (30th of career). **San Diego State:** Did not see game action in the season opener.

CAREER STATISTICS

Year	G-S	Receiving				
		Rec	Yds	Avg	TD	LG
2008	3-0	5	22	4.4	0	12
2007	12-4	29	361	12.4	1	35
2006	6-0	1	7	7.0	0	7
Total	21-4	35	390	11.1	1	35

CAREER GAME-BY-GAME

2008	Receiving				
	Rec	Yds	Avg	TD	LG
SDSU (9.6)			DNP		
UM (9.13)	1	0.0	0	0	
at MSU (9.20)	4	22	5.5	0	12
PUR (9.27)			DNP		
STAN (10.4)	0	0	0.0	0	0
at UNC (10.11)					
at UW (10.25)					
PITT (11.1)					
at BC (11.8)					
vs. Navy (11.15)					
SYR (11.22)					
at USC (11.29)					

2007	Receiving				
	Rec	Yds	Avg	TD	LG
GT (9.1)	3	30	10.0	0	12
at PSU (9.8)	1	35	35.0	0	35
*at UM (9.15)	1	7	7.0	0	7
MSU (9.22)	0	0	0.0	0	0
at PUR (9.29)	7	93	13.3	0	24
at UCLA (10.6)	3	13	4.3	0	8
*BC (10.13)	4	94	23.5	1	28
USC (10.20)	3	15	5.0	0	6
*Navy (11.3)	2	25	12.5	0	21
*AF (11.10)	5	49	9.8	0	26
Duke (11.17)	0	0	0.0	0	0
at STAN (11.25)	0	0	0.0	0	0



9
Kyle Rudolph
 TE
 6-6, 252
 Fr.
 Cincinnati, Ohio

2008

Stanford: Recorded second consecutive week with a touchdown reception, to go along with setting career-highs in receptions (5) and yardage (70) against the Cardinal. **Purdue:** Set career-highs in receptions (3), receiving yards (32), longest catch (19), while also recording the first touchdown catch of career in win over the Boilermakers. **Michigan State:** Had best game of his short Irish career to date hauling in two catches for 29 yards, with a long of 18 against the Spartan secondary. **Michigan:** Notched the second start of career. **San Diego State:** Hauled in one catch for five yards in first start of career ... first freshman at Notre Dame to ever start at TE in a season opener.

CAREER STATISTICS

Year	G-S	Receiving				
		Rec	Yds	Avg	TD	LG
2008	5-5	11	136	12.4	2	24
Total	5-5	11	136	12.4	2	24

CAREER GAME-BY-GAME

2008	Receiving				
	Rec	Yds	Avg	TD	LG
*SDSU (9.6)	1	5	5.0	0	5
*UM (9.13)	0	0	0.0	0	0
*at MSU (9.20)	2	29	14.5	0	18
*PUR (9.27)	3	32	10.7	1	19
*STAN (10.4)	5	70	14.0	1	24
at UNC (10.11)					
at UW (10.25)					
PITT (11.1)					
at BC (11.8)					
vs. Navy (11.15)					
SYR (11.22)					
at USC (11.29)					



90
John Ryan
OLB
6-5, 264
Jr.
Westlake, Ohio

2008

Stanford: Made fourth of the season and registered two tackles (both assists) and helped limit the Cardinal rushing attack to just a shade over two yards per carry in the second half. **Purdue:** Saw considerable amount of action in the linebacker rotation, registering a tackle (assist) and a quarterback hurry in the win over the Boilers. **Michigan State:** Tallied a tackle (assist) and a fumble recovery in the first loss of the season ... start was his third of the season and the 13th of his career. **Michigan:** Made his 12th career start and assisted on a tackle in the win. **San Diego State:** Tallied a tackle (solo), two pass break-ups and a quarterback hurry in the win.

CAREER STATISTICS

Year	G-S	Tackles				Fumbles				
		TT	UT	AT	TFL	Scks	FF	FR	PBU	INT
2008	5-4	6	1	5	0.0-0	0.0-0	0	1-0	2	0-0
2007	12-10	39	20	19	5.0-30	2.5-23	1	0-0	0	0-0
2006	10-0	4	2	2	1.0-2	0.0-0	0	0-0	0	0-0
Total	27-14	49	23	26	6.0-32	2.5-23	1	1-0	2	0-0

CAREER GAME-BY-GAME

2008	TT	UT	AT	TFL	Scks	FF	FR	PBU	INT
*SDSU (9.6)	1	1	0	0.0-0	0.0-0	0	0-0	2	0-0
*UM (9.13)	1	0	1	0.0-0	0.0-0	0	0-0	0	0-0
*at MSU (9.20)	1	0	1	0.0-0	0.0-0	0	1-0	0	0-0
*PUR (9.27)	1	0	1	0.0-0	0.0-0	0	0-0	0	0-0
*STAN (10.4)	2	0	2	0.0-0	0.0-0	0	00-0	0	0-0
at UNC (10.11)									
at UW (10.25)									
PITT (11.1)									
at BC (11.8)									
vs. Navy (11.15)									
SYR (11.22)									
at USC (11.29)									

2007	TT	UT	AT	TFL	Scks	FF	FR	PBU	INT
*GT (9.1)	3	2	1	0.0-0	0.0-0	0	0-0	0	0-0
*at PSU (9.8)	4	0	4	1.0-3	0.5-3	0	0-0	0	0-0
*at UM (9.15)	7	6	1	1.0-6	0.0-0	0	0-0	0	0-0
*MSU (9.22)	0	0	0	0.0-0	0.0-0	0	0-0	0	0-0
*at PUR (9.29)	6	6	0	2.0-12	1.0-11	0	0-0	0	0-0
*at UCLA (10.6)	2	1	1	1.0-9	1.0-9	1	0-0	0	0-0
*BC (10.13)	4	1	3	0.0-0	0.0-0	0	0-0	0	0-0
*USC (10.20)	4	2	2	0.0-0	0.0-0	0	0-0	0	0-0
*Navy (11.3)	0	0	0	0.0-0	0.0-0	0	0-0	0	0-0
*AF (11.10)	5	2	3	0.0-0	0.0-0	0	0-0	0	0-0
Duke (11.17)	1	0	1	0.0-0	0.0-0	0	0-0	0	0-0
at STAN (11.25)	3	0	3	0.0-0	0.0-0	0	0-0	0	0-0



44
Asaph Schwapp
FB
6-0, 251
Sr.
Hartford, Conn.

2008

Stanford: Helped Irish rushing attack average 3.1 yards per carry against the Cardinal. **Purdue:** Continued to open running lanes when called upon at fullback against the Boilermakers. **Michigan State:** Saw time as main run blocker for the Irish run attack. **Michigan:** Played in his 20th career game and made his seventh career start for Notre Dame. **San Diego State:** Started at FB.

CAREER STATISTICS

Year	G-S	Rushing					Receiving				
		Att	Yds	Avg	TD	LG	Rec	Yds	Avg	TD	LG
2008	5-2	0	0	0.0	0	0	0	0	0.0	0	0
2007	12-7	12	14	1.2	0	4	3	27	9.0	0	15
2006	2-2	4	15	3.8	0	6	0	0	0.0	0	0
2005	12-1	27	67	2.5	0	9	3	22	7.3	0	12
Total	31-12	43	96	2.2	0	9	6	49	8.2	0	15

CAREER GAME-BY-GAME

2008	Att	Yds	Avg	LG	TD	Rec	Yds	Avg	TD	LG
SDSU (9.6)	0	0	0.0	0	0	0	0	0.0	0	0
UM (9.13)	0	0	0.0	0	0	0	0	0.0	0	0
at MSU (9.20)	0	0	0.0	0	0	0	0	0.0	0	0
PUR (9.27)	0	0	0.0	0	0	0	0	0.0	0	0
STAN (10.4)	0	0	0.0	0	0	0	0	0.0	0	0
at UNC (10.11)										
at UW (10.25)										
PITT (11.1)										
at BC (11.8)										
vs. Navy (11.15)										
SYR (11.22)										
at USC (11.29)										

2007	Att	Yds	Avg	LG	TD	Rec	Yds	Avg	TD	LG
*GT (9.1)	1	-1	-1.0	-1	0	0	0	0.0	0	0
*at PSU (9.8)	0	0	0.0	0	0	0	0	0.0	0	0
*at UM (9.15)	0	0	0.0	0	0	0	0	0.0	0	0
*MSU (9.22)	1	0	0.0	0	0	0	0	0.0	0	0
*at PUR (9.29)	0	0	0.0	0	0	1	5	5.0	0	5
*at UCLA (10.6)	1	2	2.0	2	0	0	0	0.0	0	0
BC (10.13)	1	4	4.0	4	0	2	22	11.0	0	15
*USC (10.20)	1	1	1.0	1	0	0	0	0.0	0	0
Navy (11.3)	1	4	4.0	4	0	0	0	0.0	0	0
AF (11.10)	3	1	0.3	2	0	0	0	0.0	0	0
Duke (11.17)	0	0	0.0	0	0	0	0	0.0	0	0
*at STAN (11.25)	3	3	1.0	3	0	0	0	0.0	0	0

2005	Att	Yds	Avg	LG	TD	Rec	Yds	Avg	TD	LG
at Pitt (9.3)	2	6	3.0	0	0	0	0	0.0	0	6
at UM (9.10)	2	8	4.0	0	0	0	0	0.0	0	4
MSU (9.17)	5	-1	-0.2	0	0	0	0	0.0	0	2
at WU (9.24)	0	0	0.0	0	0	0	0	0.0	0	0
at PUR (10.1)	0	0	0.0	0	0	0	0	0.0	0	0
*USC (10.15)	0	0	0.0	0	0	1	1	1.0	0	1
BYU (10.22)	8	27	3.4	6	0	0	0	0.0	0	0
UT (11.5)	3	0	0.0	1	0	0	0	0.0	0	0
Navy (11.12)	3	13	4.3	7	0	2	21	10.5	0	12
*Cuse (11.19)	0	0	0.0	0	0	0	0	0.0	0	0
at STAN (11.26)	2	10	5.0	5	0	0	0	0.0	0	0
OSU (1.2)	2	4	2.0	2	0	0	0	0.0	0	0



13

Evan Sharpley
QB
6-2, 215
Sr.
Marshall, Mich.

2008

Has not played a down.


CAREER STATISTICS

Year	G-S	Passing				Yds	TD	Rushing			
		Com	Att	INT	Pct			Att	Yds	Avg	TD
2008	0-0	0	0	0	0.0	0	0	0	0	0.0	0
2007	8-2	77	140	3	55.0	736	5	38	-95	-2.5	0
2006	8-0	1	2	0	50.0	7	0	2	0	0.0	0
2005					DNP						
Total	16-2	78	142	3	55.0	743	5	40	-95	-2.4	0

CAREER GAME-BY-GAME

2008	Passing				LG	TD	INT	Rushing			
	Com	Att	Pct	Yds				Att	Yds	LG	TD
SDSU (9.6)					DNP						
UM (9.13)					DNP						
at MSU (9.20)					DNP						
PUR (9.27)					DNP						
STAN (10.4)					DNP						
at UNC (10.11)											
at UW (10.25)											
PITT (11.1)											
at BC (11.8)											
vs. Navy (11.15)											
SYR (11.22)											
at USC (11.29)											

2007	Passing				LG	TD	INT	Rushing			
	Com	Att	Pct	Yds				Att	Yds	LG	TD
GT (9.1)	10	13	76.9	92	20	0	10	-58	3	0	
at PSU (9.8)	0	0	0.0	0	0	0	0	0	0	0	
at UM (9.15)	2	5	40.0	11	10	0	1	0	0	0	
MSU (9.22)	4	7	57.1	33	16	0	1	-2	-2	0	
at PUR (9.29)	16	26	61.5	205	43	2	1	5	-7	3	
at UCLA (10.6)					DNP						
BC (10.13)	11	29	37.9	135	28	1	0	4	8	0	
*USC (10.20)	17	33	51.5	117	22	0	1	8	-31	9	
*Navy (11.3)	17	27	63.0	140	21	2	0	10	3	13	
AF (11.10)					DNP						
Duke (11.17)					DNP						
at STAN (11.25)					DNP						



58

Brian Smith
ILB
6-3, 245
So.
Overland Park, Kan.

2008

Stanford: Recorded six tackles (three solo; three assist), a quarterback hurry and his first sack of the season in the win. **Purdue:** Continued to experience success at ILB in his seventh start of his career, making five tackles (solo; 4 assists) in the win. **Michigan State:** Amassed a team-high 10 tackles (four solo, six assists) and a forced fumble in the first loss of the season. The start was the 6th of his career. **Michigan:** Made his fifth career start and recorded six tackles (two solo, four assists), had a tackle for loss, broke up a pass and recovered two fumbles, the second was returned 35 yards for a touch-down (the second TD of his career; had an INT return for TD in 2007 against Boston College). **San Diego State:** Notched four tackles (all solo) as well as a quarterback hurry in the win.

CAREER STATISTICS

Year	G-S	Tackles				TFL	Fumbles			
		TT	UT	AT	INT		Scks	FF	FR	PBU
2008	5-5	31	17	14	3.0-22	1.0-12	1	2-35	1	0-0
2007	11-3	25	11	14	4.0-16	1.5-7	1	0-0	0	1-25
Total	16-8	56	28	28	7.0-38	2.5-19	2	2-25	1	1-25

CAREER GAME-BY-GAME

2008	TT	UT	AT	TFL	Scks	FF	FR	PBU	INT
*UM (9.13)	6	2	4	1.0-5	0.0-0	0	2-35	1	0-0
*at MSU (9.20)	10	4	6	1.0-5	0.0-0	1	0-0	0	0-0
*PUR (9.27)	5	4	1	0.0-0	0.0-0	0	0-0	0	0-0
*STAN (10.4)	6	3	3	1.0-12	1.0-12	0	0-0	0	0-0
at UNC (10.11)									
at UW (10.25)									
PITT (11.1)									
at BC (11.8)									
vs. Navy (11.15)									
SYR (11.22)									
at USC (11.29)									

2007	TT	UT	AT	TFL	Scks	FF	FR	PBU	INT
at PSU (9.8)	2	1	1	0.0-0	0.0-0	0	0-0	0	0-0
at UM (9.15)	0	0	0	0.0-0	0.0-0	0	0-0	0	0-0
MSU (9.22)	4	2	2	0.0-0	0.0-0	0	0-0	0	0-0
at PUR (9.29)	0	0	0	0.0-0	0.0-0	0	0-0	0	0-0
at UCLA (10.6)	3	2	1	0.5-1	0.0-0	0	0-0	0	0-0
BC (10.13)	3	0	3	0.0-0	0.0-0	0	0-0	0	1-25
USC (10.20)	0	0	0	0.0-0	0.0-0	0	0-0	0	0-0
Navy (11.3)									
*AF (11.10)	0	0	0	0.0-0	0.0-0	0	0-0	0	0-0
*Duke (11.17)	0	0	0	0.0-0	0.0-0	0	0-0	0	0-0
*at STAN (11.25)	1	0	1	0.0-0	0.0-0	0	0-0	0	0-0



22

Harrison Smith
S
6-2, 212
So.
Knoxville, Tenn.

2008


Stanford: Saw extensive action in the secondary rotation, amassing three tackles (two solo; assist) and helped limit the Cardinal passing attack to just 182 yards ... also recorded his first career rush on a fake punt for 23 yards. **Purdue:** Saw considerable time in the defensive backfield rotation, registering two tackles (both solo) and a pass break-up, while limiting the Boilers passing attack to just 139 yards in the second half. **Michigan State:** Made his first career start and tallied a career-high six tackles (solo, five assists) and a tackle for loss in the contest. **Michigan:** Saw his second career action and recorded a tackle (solo) in the win. **San Diego State:** Tallied three tackles (all solo, one for a loss) on the day in his Notre Dame career debut.

CAREER STATISTICS

Year	G-S	Tackles				Fumbles				
		TT	UT	AT	TFL	Scks	FF	FR	PBU	INT
2008	5-2	15	9	6	2.0-6	0.0-0	0	0-0	1	0-0
Total	5-2	15	9	6	2.0-6	0.0-0	0	0-0	1	0-0

CAREER GAME-BY-GAME

2008	TT	UT	AT	TFL	Scks	FF	FR	PBU	INT
SDSU (9.6)	3	3	0	0.0-0	0.0-0	0	0-0	0	0-0
UM (9.13)	1	1	0	0.0-0	0.0-0	0	0-0	0	0-0
*at MSU (9.20)	6	1	5	1.0-5	0.0-0	0	0-0	0	0-0
PUR (9.27)	2	2	0	0.0-0	0.0-0	0	0-0	1	0-0
STAN (10.4)	3	2	1	0.0-0	0.0-0	0	0-0	0	0-0
at UNC (10.11)									
at UW (10.25)									
PITT (11.1)									
at BC (11.8)									
vs. Navy (11.15)									
SYR (11.22)									
at USC (11.29)									



49

Toryan Smith
ILB
6-1, 244
Jr.
Rome, Ga.

2008

Stanford: Did not see game action. **Purdue:** Saw action in the defensive rotation and on special teams helping shut down the Boilers return game, holding them to just 14 yards a return on kickoffs. **Michigan State:** Did not see game action. **Michigan:** Saw game action but did not register a tackle. **San Diego State:** Did not see any playing time.

CAREER STATISTICS

Year	G-S	Tackles				Fumbles				
		TT	UT	AT	TFL	Scks	FF	FR	PBU	INT
2008	2-0	0	0	0	0.0-0	0.0-0	0	0-0	0	0-0
2007	11-2	14	5	9	0.5-1	0.0-0	0	0-0	0	0-0
2006	9-0	9	6	3	0.0-0	0.0-0	0	0-0	0	0-0
Total	22-2	23	11	12	0.5-1	0.0-0	0	0-0	0	0-0

CAREER GAME-BY-GAME

2008	TT	UT	AT	TFL	Scks	FF	FR	PBU	INT
SDSU (9.6)					DNP				
UM (9.13)	0	0	0	0.0-0	0.0-0	0	0-0	0	0-0
at MSU (9.20)					DNP				
PUR (9.27)	0	0	0	0.0-0	0.0-0	0	0-0	0	0-0
STAN (10.4)					DNP				
at UNC (10.11)									
at UW (10.25)									
PITT (11.1)									
at BC (11.8)									
vs. Navy (11.15)									
SYR (11.22)									
at USC (11.29)									
2007	TT	UT	AT	TFL	Scks	FF	FR	PBU	INT
GT (9.1)	1	0	1	0.0-0	0.0-0	0	0-0	0	0-0
*at PSU (9.8)	2	1	1	0.0-0	0.0-0	0	0-0	0	0-0
at UM (9.15)	0	0	0	0.0-0	0.0-0	0	0-0	0	0-0
MSU (9.22)	4	2	2	0.0-0	0.0-0	0	0-0	0	0-0
at PUR (9.29)	0	0	0	0.0-0	0.0-0	0	0-0	0	0-0
*at UCLA (10.6)	3	2	1	0.5-1	0.0-0	0	0-0	0	0-0
BC (10.13)	3	0	3	0.0-0	0.0-0	0	0-0	0	0-0
USC (10.20)	0	0	0	0.0-0	0.0-0	0	0-0	0	0-0
Navy (11.3)					DNP				
AF (11.10)	0	0	0	0.0-0	0.0-0	0	0-0	0	0-0
Duke (11.17)	0	0	0	0.0-0	0.0-0	0	0-0	0	0-0
at STAN (11.25)	1	0	1	0.0-0	0.0-0	0	0-0	0	0-0



59

Chris Stewart
OG
6-5, 337
Jr.
Spring, Texas


2008

Stanford: Provided great pass support, allowing the Irish aerial attack to compile 347 yards against the Cardinal secondary. **Purdue:** Was a spark plug for the Irish offensive line, allowing the Irish to rush for over 200 yards on the day against the Boilermakers. **Michigan State:** Made third consecutive start at right guard despite minor leg injury. **Michigan:** Started second consecutive game of season before leaving with a minor ankle injury in the second half. **San Diego State:** Earned his first career start against the Aztecs at RG ... helped the offense rush for 122 yards while allowing zero sacks in season opening win.

CAREER STATISTICS

Year	G-GS	Time
2008	4-4	100:41

2007	6-0	46:44
2006	DNP	
Total	10-4	147:25



23
Golden Tate
WR
5-11, 195
So.
Hendersonville, Tenn.

2008

Stanford: Recorded three catches for 30 yards as well as recording a kickoff return for 18 yards against the Cardinal. **Purdue:** Recorded first start of the season and third of his career. Caught his third touchdown pass on the season to go along with 5 catches for 64 yards on the day. **Michigan State:** Had another big day for the Irish recording 107 all-purpose yards (24 rush, 83 receiving) on the day against the Spartans. **Michigan:** Set new career-high for receiving yards in a game by hauling in four catches for 127 yards and a touchdown, including catches of 48 and 60 yards ... the 48-yard touchdown reception is the longest of career to date. **San Diego State:** Hauled in a career-high six catches for 93 yards and a touchdown (second of career) in season opener ... his six catches doubles his receptions for his career and his touchdown (38 yards) is the second longest TD catch of his career.

CAREER STATISTICS


Year	G-S	Receiving				Rushing					
		Rec	Yds	Avg	TD	LG	Att	Yds	Avg	TD	LG
2008	5-2	23	397	17.3	3	60	1	24	24.0	0	24
2007	12-2	6	131	21.8	1	43	1	4	4.0	0	4
Total	17-4	29	528	18.2	4	60	2	28	14.0	0	24

Year	Ret	Kick Return				All-Purpose				
		Yds	Avg	TD	LG	Rush	Rec	PR	KR	Avg/G
2008	5	104	20.8	0	28	24	397	0	104	105.0
2007	15	326	21.7	0	40	4	134	0	326	38.7
Total	20	430	21.5	0	40	28	528	0	430	58.0

CAREER GAME-BY-GAME

2008	Receiving				Returns					
	Rec	Yds	Avg	TD	LG	Att	Yds	Avg	LG	TD
SDSU (9.6)	6	93	15.5	1	38	1	28	28.0	28	0
UM (9.13)	4	127	31.8	1	60	3	58	19.3	27	0
at MSU (9.20)	5	83	16.6	0	30	0	0	0.0	0	0
*PUR (9.27)	5	64	12.8	1	38	0	0	0.0	0	0
*STAN (10.4)	3	30	10.0	0	19	1	18	18.0	18	0
at UNC (10.11)										
at UW (10.25)										
PITT (11.1)										
at BC (11.8)										
vs. Navy (11.15)										
SYR (11.22)										
at USC (11.29)										

2007	Receiving				Returns					
	Rec	Yds	Avg	TD	LG	Att	Yds	Avg	LG	TD
GT (9.1)	0	0	0.0	0	0	1	20	20.0	20	0
at PSU (9.8)	0	0	0.0	0	0	1	34	34.0	34	0
at UM (9.15)	0	0	0.0	0	0	5	133	26.6	40	0
MSU (9.22)	0	0	0.0	0	0	3	62	20.7	27	0
at PUR (9.29)	3	104	34.7	1	43	1	14	14.0	14	0
*at UCLA (10.6)	1	0	0.0	0	0	0	0	0.0	0	0
BC (10.13)	0	0	0.0	0	0	1	18	18.0	18	0
*USC (10.20)	1	22	22.0	0	22	0	0	0.0	0	0
Navy (11.3)	0	0	0.0	0	0	1	16	16.0	16	0
AF (11.10)	0	0	0.0	0	0	0	0	0.0	0	0
Duke (11.17)	0	0	0.0	0	0	0	0	0.0	0	0
at STAN (11.25)	1	5	5.0	0	5	2	29	14.5	16	0



77
Michael Turkovich
OG
6-6, 305
Sr.
Bedford, Pa.

2008

Stanford: Helped protect for the Irish attack which produced 430 net yards on the day. **Purdue:** Tallied 16th consecutive start of his career, good for fourth longest active streak on the Irish. Helped the Irish passing game throw for 275 yards on the day. **Michigan State:** Registered 15th consecutive start on the offensive line for the Irish. **Michigan:** Continued steady play at the LT position, helping the Irish rushing attack gain 113 yards on the ground while also keeping the quarterback on his feet in another zero sack performance. **San Diego State:** Made his first career start at LT (13th career start; 12 previous at LG) in season opening win ... helped the offense rush for 122 yards while allowing zero sacks.

CAREER STATISTICS

Year	G-GS	Time
2008	4-4	125:44
2007	12-12	303:57
2006	9-0	23:03
2005	7-0	23:45
Total	32-16	476:29



14
Brandon Walker
PK
6-3, 202
So.
Findlay, Ohio

2008

Stanford: Converted on 4-of-4 extra points on the day, while missing on two field goal attempts of 41 and 46 yards. **Purdue:** Stayed strong on the season with extra points going a perfect five-for-five and was one-for-two on FG attempts, converting a 41-yarder in the fourth quarter. **Michigan State:** Converted lone extra point chance, while missing from FGs 51 and 41 yards. **Michigan:** Went a perfect five-of-five in point after attempts, moving his career mark to 30-of-31. **San Diego State:** Went three-of-three on PATs ... missed wide right from 47 yards out (would have been the second longest FG of his career) in the first quarter, bringing his career field goal total to 6-of-13.

CAREER STATISTICS

Year	G-S	Field Goals			XP		Kickoffs			
		M-A	Pct	LG	M-A	Pct	Att	Yds	Avg	TB
2008	5-0	1-7	.141	41	18-18	1.000	0	0	0.0	0
2007	11-0	6-12	.500	48	22-23	.957	13	733	56.4	0
Total	16-0	7-19	.368	48	40-41	.975	13	733	56.4	0

CAREER GAME-BY-GAME

2008	FGA	FGM	LG	XPA	XPM	Points
SDSU (9.1)	1	0	0	3	3	3
UM (9.8)	0	0	0	5	5	5
at MSU (9.15)	2	0	0	1	1	1
PUR (9.22)	2	1	41	5	5	8
STAN (9.29)	2	0	0	4	4	4
at UNC (10.6)						
at UW (10.13)						
PITT (10.20)						
at BC (11.3)						
vs. Navy (11.10)						
SYR (11.17)						
at USC (11.25)						

2007	FGA	FGM	LG	XPA	XPM	Points
GT (9.1)	1	1	24	0	0	3
at PSU (9.8)	1	1	22	1	1	4
at UM (9.15)	0	0	0	0	0	0
MSU (9.22)	0	0	0	2	2	2
at PUR (9.29)	0	1	0	0	1	0

at UCLA (10.6)	2	2	48	2	2	8
BC (10.13)	0	1	0	2	2	2
USC (10.20)	0	1	0	0	0	0
Navy (11.3)	1	2	26	5	5	8
AF (11.10)	1	1	28	3	3	6
Duke (11.17)	0	1	0	4	4	4
at STAN (11.25)	0	1	0	3	3	3



51

Dan Wenger

OG

6-4, 302

Jr.

Coral Springs, Fla.

2008

Stanford: Helped pass protect for the Irish, on their way to racking up 347 yards through the air against the Cardinal. **Purdue:** Helped open up massive holes for the Irish rushing attack, which piled up 201 yards on the day. **Michigan State:** Continued steady play at the center position against the Spartans in a tough loss. **Michigan:** Started second consecutive game for Irish at center, captaining the line to another zero sack performance, the second consecutive game with no sacks allowed. **San Diego State:** Made his sixth career start for the Irish and fist career season opening game start at center ... helped the offense rush for 122 yards while holding the Aztecs to zero sacks on the day.

CAREER STATISTICS

Year	G-GS	Time
2008	4-4	115:44
2007	8-5	154:35
2006	DNP	
Total	12-9	270:19



19

George West, Jr.

WR

5-10, 196

Jr.

Spencer, Okla.

2008

Stanford: Saw action in kick return sets against the Cardinal. **Purdue:** Saw action on special teams. **Michigan State:** Did not record any time against the Spartans. **Michigan:** Saw the field for the first time in the 2008 campaign on special teams, recording a 3-yard punt return for the Irish. **San Diego State:** Did not play.

CAREER STATISTICS

Year	G-S	Receiving					Rushing				
		Rec	Yds	Avg	TD	LG	Att	Yds	Avg	TD	LG
2008	3-0	0	0	0.0	0	0	0	0	0.0	0	0
2007	12-7	21	172	8.2	0	20	0	0	0.0	0	0
2006	13-0	2	14	7.0	0	9	1	11	11.0	1	11
Total	28-7	23	186	8.1	0	20	1	11	11.0	1	11

Year	Ret	Kick Return				Punt Return				
		Yds	Avg	TD	LG	Ret	Yds	Avg	TD	LG
2008	0	0	0.0	0	0	1	3	3.0	0	3
2007	1	22	22.0	0	22	0	0	0.0	0	0
2006	12	251	26.0	0	33	4	20	5.0	0	10
Total	13	273	21.0	0	33	5	23	4.6	0	10

CAREER GAME-BY-GAME

Year	Game	Receiving				
		Rec	Yds	Avg	TD	LG
2008	SDSU (9.6)					DNP
	UM (9.13)	0	0	0.0	0	0
	at MSU (9.20)					DNP
	PUR (9.27)	0	0	0.0	0	0
	STAN (10.4)	0	0	0.0	0	0
	at UNC (10.11)					
	at UW (10.25)					
	PITT (11.1)					
	at BC (11.8)					
	vs. Navy (11.15)					
	SYR (11.22)					
	at USC (11.29)					
2007						
	*GT (9.1)	2	29	14.5	0	20
	*at PSU (9.8)	2	9	4.5	0	5
	*at UM (9.15)	2	23	11.5	0	14
	*MSU (9.22)	3	25	8.3	0	14
	*at PUR (9.29)	4	37	9.3	0	15
	at UCLA (10.6)	0	0	0.0	0	0
	*BC (10.13)	1	3	3.0	0	3
	USC (10.20)	1	6	6.0	0	6
	*Navy (11.3)	0	0	0.0	0	0
	AF (11.10)	1	5	5.0	0	5
	Duke (11.17)	4	24	6.0	0	8
	at STAN (11.25)	1	11	11.0	0	11



95

Ian Williams

NT

6-2, 310

So.

Altamonte Springs, Fla.

2008

Stanford: Made his fourth career start and tallied a tackle (assist) on the day, while helping limit the Cardinal to just 2.7-yards per carry in the second half. **Purdue:** Saw a large amount of action on the defensive line rotation, registering a tackle (solo) on the day in the win over the Boilers. **Michigan State:** Made third career start and recorded a season high six tackles (solo, five assists) in the loss to the Spartans. **Michigan:** Saw a large amount of action in the defensive line rotation and recorded his first tackle (solo) of the season. **San Diego State:** Did not see as much game action in the win only because of the Irish playing so much nickel defense ... helped limit the Aztecs rushing attack to 71 yards on the day.

CAREER STATISTICS

Year	G-S	Tackles			TFL	Scks	Fumbles			PBU	INT
		TT	UT	AT			FF	FR			
2008	5-2	9	2	7	0.0-0	0.0-0	0	0-0	0	0-0	
2007	12-2	45	19	26	1.5-3	0.0-0	0	0-0	0	0-0	
Total	16-3	53	21	34	1.5-3	0.0-0	0	0-0	0	0-0	

CAREER GAME-BY-GAME

2008	TT	UT	AT	TFL	Scks	FF	FR	PBU	INT
SDSU (9.6)	0	0	0	0.0-0	0.0-0	0	0-0	0	0-0
UM (9.13)	1	0	1	0.0-0	0.0-0	0	0-0	0	0-0
*at MSU (9.20)	6	1	5	0.0-0	0.0-0	0	0-0	0	0-0
PUR (9.27)	1	1	0	0.0-0	0.0-0	0	0-0	0	0-0
*STAN (10.4)	1	0	1	0.0-0	0.0-0	0	0-0	0	0-0
at UNC (10.11)									
at UW (10.25)									
PITT (11.1)									
at BC (11.8)									
vs. Navy (11.15)									
SYR (11.22)									
at USC (11.29)									

2007	TT	UT	AT	TFL	Scks	FF	FR	PBU	INT
GT (9.1)	3	2	1	0.0-0	0.0-0	0	0-0	0	0-0
at PSU (9.8)	3	1	2	0.5-1	0.0-0	0	0-0	0	0-0
at UM (9.15)	4	4	0	0.0-0	0.0-0	0	0-0	0	0-0
MSU (9.22)	4	1	3	0.0-0	0.0-0	0	0-0	0	0-0
at PUR (9.29)	1	0	1	0.0-0	0.0-0	0	0-0	0	0-0
at UCLA (10.6)	1	1	0	0.0-0	0.0-0	0	0-0	0	0-0
BC (10.13)	3	3	0	0.0-0	0.0-0	0	0-0	0	0-0
USC (10.20)	0	0	0	0.0-0	0.0-0	0	0-0	0	0-0
Navy (11.3)	11	2	9	0.0-0	0.0-0	0	0-0	0	0-0
AF (11.10)	6	2	4	1.0-2	0.0-0	0	0-0	0	0-0
*Duke (11.17)	3	0	3	0.0-0	0.0-0	0	0-0	0	0-0
*at STAN (11.25)	6	3	3	0.0-0	0.0-0	0	0-0	0	0-0



84

Will Yeatman

TE

6-6, 265

Jr.

San Diego, Calif.

2008

Stanford: Did not play. **Purdue:** Did not play. **Michigan State:** Hauled in second reception of the season (two yards) against the Spartans, making his third consecutive start of the season. **Michigan:** Made the fifth start of his career (second consecutive). **San Diego State:** Hauled in one catch for four yards in season opener ... the catch was the seventh of his career.

CAREER STATISTICS

Year	G-S	Receiving				
		Rec	Yds	Avg	TD	LG
2008	3-3	2	6	3.0	0	4
2007	12-3	6	37	6.2	0	10
2006	13-0	0	0	0.0	0	0
Total	28-6	8	43	5.4	0	10



74

Sam Young

OT

6-8, 330

Jr.

Coral Springs, Fla.

2008

Stanford: Captained the offensive line, allowing for the Irish offense to pile up 430 yards of offense on the day. **Purdue:** Helped steady the offensive line, allowing the Irish offense to strike for 201 rushing yards and 275 yards through the air. **Michigan State:** Had solid day of pass protection helping the Irish pass for 242 yards on the day. **Michigan:** Continued consecutive games started streak, recording his 27th of career and helped pave the way for another 100-yard rushing performance (113 yards). **San Diego State:** Made his 26th consecutive and career start for Notre Dame (second longest active streak) while pacing the offensive line to help the Irish rush for 122 yards and allowing zero sacks in the season opening win.

CAREER STATISTICS

Year	G-GS	Time
2008	4-4	125:44
2007	12-12	310:08
2006	13-13	289:17
Total	29-29	725:09

The Automated ScoreBook
Notre Dame Game Results (as of Oct 04, 2008)
All games

Date	Opponent		Score	Overall	Conference	Time	Attend
Sep 06, 2008	SAN DIEGO STATE	W	21-13	1-0	0-0	-	80795
Sep 13, 2008	MICHIGAN	W	35-17	2-0	0-0	3:03	80795
Sep 20, 2008	at Michigan State	L	7-23	2-1	0-0	3:13	76366
Sep 27, 2008	PURDUE	W	38-21	3-1	0-0	3:21	80795
Oct 04, 2008	STANFORD	W	28-21	4-1	0-0	3:23	80795

The Automated ScoreBook
Notre Dame Overall Team Statistics (as of Oct 04, 2008)
All games

Team Statistics	ND	OPP
SCORING	129	95
Points Per Game	25.8	19.0
FIRST DOWNS	95	99
Rushing	29	37
Passing	54	53
Penalty	12	9
RUSHING YARDAGE	518	697
Yards gained rushing	619	823
Yards lost rushing	101	126
Rushing Attempts	157	154
Average Per Rush	3.3	4.5
Average Per Game	103.6	139.4
TDs Rushing	4	6
PASSING YARDAGE	1248	1187
Att-Comp-Int	171-104-6	196-107-7
Average Per Pass	7.3	6.1
Average Per Catch	12.0	11.1
Average Per Game	249.6	237.4
TDs Passing	12	6
TOTAL OFFENSE	1766	1884
Total Plays	328	350
Average Per Play	5.4	5.4
Average Per Game	353.2	376.8
KICK RETURNS: #-Yards	20-456	23-362
PUNT RETURNS: #-Yards	9-75	11-68
INT RETURNS: #-Yards	7-131	6-16
KICK RETURN AVERAGE	22.8	15.7
PUNT RETURN AVERAGE	8.3	6.2
INT RETURN AVERAGE	18.7	2.7
FUMBLES-LOST	8-3	10-7
PENALTIES-Yards	29-239	38-343
Average Per Game	47.8	68.6
PUNTS-Yards	23-966	25-991
Average Per Punt	42.0	39.6
Net punt average	38.2	35.0
TIME OF POSSESSION/Game	30:44	29:16
3RD-DOWN Conversions	22/65	23/66
3rd-Down Pct	34%	35%
4TH-DOWN Conversions	6/12	2/7
4th-Down Pct	50%	29%
SACKS BY-Yards	6-55	5-54
MISC YARDS	0	0
TOUCHDOWNS SCORED	18	12
FIELD GOALS-ATTEMPTS	1-7	4-6
ON-SIDE KICKS	0-0	0-0
RED-ZONE SCORES	9-19 47%	12-17 71%
RED-ZONE TOUCHDOWNS	9-19 47%	9-17 53%
PAT-ATTEMPTS	18-18 100%	11-12 92%
ATTENDANCE	323180	76366
Games/Avg Per Game	4/80795	1/76366
Neutral Site Games		0/0

Score by Quarters	1st	2nd	3rd	4th	oT	Total
Notre Dame	28	42	28	31	0	129
Opponents	17	38	16	24	0	95

The Automated ScoreBook
Notre Dame Overall Individual Statistics (as of Oct 04, 2008)
All games

Rushing	gp	att	gain	loss	net	avg	td	lg	avg/g
ALLEN, Armando	5	50	249	11	238	4.8	2	21	47.6
HUGHES, Robert	5	58	192	10	182	3.1	2	18	36.4
ALDRIDGE, James	4	26	90	6	84	3.2	0	17	21.0
TATE, Golden	5	1	24	0	24	24.0	0	24	4.8
SMITH, Harrison	5	1	23	0	23	23.0	0	23	4.6
MAUST, Eric	5	1	0	8	-8	-8.0	0	0	-1.6
TEAM	4	4	0	11	-11	-2.8	0	0	-2.8
CLAUSEN, Jimmy	5	16	41	55	-14	-0.9	0	8	-2.8
Total	5	157	619	101	518	3.3	4	24	103.6
Opponents	5	154	823	126	697	4.5	6	63	139.4

Passing	gp	effic	comp-att-int	pct	yds	td	lg	avg/g
CLAUSEN, Jimmy	5	138.26	104-171-6	60.8	1248	12	60	249.6
Total	5	138.26	104-171-6	60.8	1248	12	60	249.6
Opponents	5	108.42	107-196-7	54.6	1187	6	54	237.4

Receiving	gp	no.	yds	avg	td	lg	avg/g
TATE, Golden	5	23	397	17.3	3	60	79.4
FLOYD, Michael	5	21	333	15.9	3	48	66.6
GRIMES, David	4	17	163	9.6	2	30	40.8
ALLEN, Armando	5	16	113	7.1	1	21	22.6
RUDOLPH, Kyle	5	11	136	12.4	2	24	27.2
HUGHES, Robert	5	5	33	6.6	0	14	6.6
PARRIS, Robby	3	5	22	4.4	0	12	7.3
KAMARA, Duval	5	4	45	11.2	1	28	9.0
YEATMAN, Will	3	2	6	3.0	0	4	2.0
Total	5	104	1248	12.0	12	60	249.6
Opponents	5	107	1187	11.1	6	54	237.4

Punt Returns	no.	yds	avg	td	lg
ALLEN, Armando	7	66	9.4	0	22
WEST, George	1	3	3.0	0	3
SMITH, Scott	1	6	6.0	0	6
Total	9	75	8.3	0	22
Opponents	11	68	6.2	0	38

Interceptions	no.	yds	avg	td	lg
BRUTON, David	2	39	19.5	0	39
GRAY, Gary	1	41	41.0	0	41
NEAL, Kerry	1	2	2.0	0	2
KUNTZ, Pat	1	0	0.0	0	0
McCARTHY, Kyle	1	2	2.0	0	2
BLANTON, Robert	1	47	47.0	1	47
Total	7	131	18.7	1	47
Opponents	6	16	2.7	0	16

Kick Returns	no.	yds	avg	td	lg
ALLEN, Armando	15	352	23.5	0	53
TATE, Golden	5	104	20.8	0	28
Total	20	456	22.8	0	53
Opponents	23	362	15.7	0	27

Fumble Returns	no.	yds	avg	td	lg
SMITH, Brian	1	35	35.0	1	35
KUNTZ, Pat	1	2	2.0	0	2
Total	2	37	18.5	1	35
Opponents	0	0	0.0	0	0

The Automated ScoreBook
Notre Dame Overall Individual Statistics (as of Oct 04, 2008)
All games

Scoring	td	fg	PAT				dpx	saf	pts
			kick	rush	rcv	pass			
WALKER, Brandon	-	1-7	18-18	-	-	-	-	-	21
TATE, Golden	3	-	-	-	-	-	-	-	18
FLOYD, Michael	3	-	-	-	-	-	-	-	18
ALLEN, Armando	3	-	-	-	-	-	-	-	18
RUDOLPH, Kyle	2	-	-	-	-	-	-	-	12
GRIMES, David	2	-	-	-	-	-	-	-	12
HUGHES, Robert	2	-	-	-	-	-	-	-	12
KAMARA, Duval	1	-	-	-	-	-	-	-	6
BLANTON, Robert	1	-	-	-	-	-	-	-	6
SMITH, Brian	1	-	-	-	-	-	-	-	6
Total	18	1-7	18-18	-	-	-	-	-	129
Opponents	12	4-6	11-12	-	-	-	-	-	95

Total Offense	g	plays	rush	pass	total	avg/g
CLAUSEN, Jimmy	5	187	-14	1248	1234	246.8
ALLEN, Armando	5	50	238	0	238	47.6
HUGHES, Robert	5	58	182	0	182	36.4
ALDRIDGE, James	4	26	84	0	84	21.0
TATE, Golden	5	1	24	0	24	4.8
SMITH, Harrison	5	1	23	0	23	4.6
MAUST, Eric	5	1	-8	0	-8	-1.6
TEAM	4	4	-11	0	-11	-2.8
Total	5	328	518	1248	1766	353.2
Opponents	5	350	697	1187	1884	376.8

Field Goals	fg	pct.	01-19	20-29	30-39	40-49	50-99	lg	blk
WALKER, Brandon	1-7	14.3	0-0	0-0	0-1	1-5	0-1	41	0

FG Sequence	Notre Dame	Opponents
San Diego State	47	-
Michigan	-	(23)
Michigan State	51,41	(45),(26),(23)
Purdue	31,(41)	28
Stanford	41,46	42

Punting	no.	yds	avg	lg	tb	fc	i20	50+	blk
MAUST, Eric	23	966	42.0	54	1	4	9	5	0
Total	23	966	42.0	54	1	4	9	5	0
Opponents	25	991	39.6	58	2	6	6	6	1

Kickoffs	no.	yds	avg	tb	ob	retn	net	ydln
BURKHART, Ryan	24	1494	62.2	0	1			
Total	24	1494	62.2	0	1	15.7	47.2	22
Opponents	21	1348	64.2	1	0	22.8	41.5	28

Numbers in (parentheses) indicate field goal was made.

The Automated ScoreBook
Notre Dame Overall Individual Statistics (as of Oct 04, 2008)
All games

<u>All Purpose</u>	<u>g</u>	<u>rush</u>	<u>rcv</u>	<u>pr</u>	<u>kr</u>	<u>ir</u>	<u>total</u>	<u>avg/g</u>
ALLEN, Armand	5	238	113	66	352	0	769	153.8
TATE, Golden	5	24	397	0	104	0	525	105.0
FLOYD, Michael	5	0	333	0	0	0	333	66.6
HUGHES, Rober	5	182	33	0	0	0	215	43.0
GRIMES, David	4	0	163	0	0	0	163	40.8
RUDOLPH, Kyle	5	0	136	0	0	0	136	27.2
ALDRIDGE, Jam	4	84	0	0	0	0	84	21.0
BLANTON, Rob	4	0	0	0	0	47	47	11.8
KAMARA, Duval	5	0	45	0	0	0	45	9.0
GRAY, Gary	4	0	0	0	0	41	41	10.2
BRUTON, David	5	0	0	0	0	39	39	7.8
SMITH, Harrison	5	23	0	0	0	0	23	4.6
PARRIS, Robby	3	0	22	0	0	0	22	7.3
SMITH, Scott	5	0	0	6	0	0	6	1.2
YEATMAN, Will	3	0	6	0	0	0	6	2.0
WEST, George	3	0	0	3	0	0	3	1.0
NEAL, Kerry	5	0	0	0	0	2	2	0.4
McCARTHY, Kyl	5	0	0	0	0	2	2	0.4
MAUST, Eric	5	-8	0	0	0	0	-8	-1.6
TEAM	4	-11	0	0	0	0	-11	-2.8
CLAUSEN, Jim	5	-14	0	0	0	0	-14	-2.8
Total	5	518	1248	75	456	131	2428	485.6
Opponents	5	697	1187	68	362	16	2330	466.0

The Automated ScoreBook
Notre Dame Overall Defensive Statistics (as of Oct 04, 2008)
All games

#	Defensive Leaders	gp	Tackles			tfl/yds	Sacks	Pass defense			Fumbles		blkd	
			ua	a	tot		no-yds	int-yds	brup	qbh	rcv-yds	ff	kick	saf
28	McCARTHY, Kyle	5	29	23	52	1.5-2	.	1-2
27	BRUTON, David	5	27	18	45	1.5-5	.	2-39	2	1	1-0	2	.	.
58	SMITH, Brian	5	14	17	31	3.0-22	1.0-12	.	1	2	2-35	1	.	.
40	CRUM, Maurice	5	14	15	29	2.5-18	1.0-7
20	LAMBERT, Terrail	5	15	9	24	.	.	.	2
22	SMITH, Harrison	5	9	6	15	2.0-6	.	.	1
8	McNEIL, Raeshon	5	8	6	14	.	.	.	4
96	KUNTZ, Pat	5	9	5	14	3.0-18	2.0-16	1-0	1	.	1-2	.	.	.
31	BROWN, Sergio	5	8	5	13	2.0-15	1.0-12	.	3	1	1-0	.	.	.
37	ANELLO, Mike	5	9	3	12	1-0	1	.	.
45	FLEMING, Darius	5	4	7	11	1.0-8	1.0-8
12	BLANTON, Robert	4	9	2	11	1.0-1	.	1-47	1
95	WILLIAMS, Ian	5	2	8	10
4	GRAY, Gary	4	9	.	9	.	.	1-41	1
94	BROWN, Justin	5	3	6	9	3.0-3	.	.	.	1
56	NEAL, Kerry	5	4	5	9	2.0-4	.	1-2	.	1
90	RYAN, John	5	1	5	6	.	.	.	2	2	1-0	.	.	.
41	SMITH, Scott	5	4	1	5
9A	JOHNSON, Ethan	5	.	5	5	0.5-1	.	.	2	1
48	QUINN, Steve	5	3	1	4
24	GORDON, Leonard	5	2	1	3
53	RICHARDSON, Morric	4	1	2	3
TM	TEAM	4	2	.	2	1	.
6	HERRING, Ray	5	.	1	1	1
18	KAMARA, Duval	5	1	.	1
42	WASHINGTON, Kevin	1	.	1	1
	Total	5	187	152	339	23-103	6-55	7-131	20	10	7-37	4	1	.
	Opponents	5	155	200	355	29-103	5-54	6-16	14	11	3-0	6	.	.

The Automated ScoreBook
Notre Dame Team Game-by-Game (as of Oct 04, 2008)
All games

TEAM STATISTICS

Date	Opponent	Rushing				Receiving				Passing				Kick Returns				Punt Returns				tot off
		no.	yds	td	lg	no.	yds	td	lg	cmp-att-int	yds	td	lg	no.	yds	td	lg	no.	yds	td	lg	
Sep 06	SAN DIEGO STATE	34	105	0	14	21	237	3	38	21-34-2	237	3	38	3	74	0	29	3	41	0	22	342
Sep 13	MICHIGAN	34	113	2	18	10	147	2	60	10-21-2	147	2	60	4	58	0	27	2	12	0	9	260
Sep 20	at Michigan State	22	16	0	24	24	242	1	30	24-41-2	242	1	30	5	147	0	53	3	23	0	18	258
Sep 27	PURDUE	40	201	1	21	20	275	3	38	20-35-0	275	3	38	4	105	0	36	1	-1	0	0	476
Oct 04	STANFORD	27	83	1	23	29	347	3	48	29-40-0	347	3	48	4	72	0	24	0	0	0	0	430
Opponents		157	518	4	24	104	1248	12	60	104-171-6	1248	12	60	20	456	0	53	9	75	0	22	1766
Opponents		154	697	6	63	107	1187	6	54	107-196-7	1187	6	54	23	362	0	27	11	68	0	38	1884

Games played: 5
 Avg per rush: 3.3
 Avg per catch: 12.0
 Pass efficiency: 138.26
 Kick ret avg: 22.8
 Punt ret avg: 8.3
 All purpose avg/game: 485.6
 Total offense avg/gm: 353.2

Date	Opponent	Tackles				Sacks no-yds	Fumble		Pass Defense			Blkd kick	PAT Attempts					
		ua	a	total	tfl-yds		ff	fr-yds	int-yds	qbh	brup		kick	rush	rcv	saf	pts	
Sep 06	SAN DIEGO STATE	44	12	56	4.0-12	1.0-7	1	1-0	1-2	4	8	1	3-3	0	0	0	0	21
Sep 13	MICHIGAN	42	28	70	8.0-21	0.0-0	2	4-35	2-80	2	3	0	5-5	0	0	0	0	35
Sep 20	at Michigan State	27	52	79	3.0-16	0.0-0	1	1-0	0-0	0	3	0	1-1	0	0	0	0	7
Sep 27	PURDUE	34	30	64	1.0-2	0.0-0	0	0-0	1-47	2	5	0	5-5	0	0	0	0	38
Oct 04	STANFORD	40	30	70	7.0-52	5.0-48	0	1-2	3-2	2	1	0	4-4	0	0	0	0	28
Opponents		187	152	339	23.0-103	6.0-55	4	7-37	7-131	10	20	1	18-18	0	0	0	0	129
Opponents		155	200	355	29.0-103	5.0-54	6	3-0	6-16	11	14	0	11-12	0	0	0	0	95

Date	Opponent	Punting							Field Goals			Kickoffs						
		no.	yds	avg	long	blkd	tb	fc	50+	i20	md-att	long	blkd	no.	yds	avg	tb	ob
Sep 06	SAN DIEGO STATE	5	199	39.8	50	0	0	2	1	2	0-1	0	0	4	242	60.5	0	0
Sep 13	MICHIGAN	6	263	43.8	52	0	1	0	2	2	0-0	0	0	6	366	61.0	0	1
Sep 20	at Michigan State	5	204	40.8	46	0	0	2	0	2	0-2	0	0	2	120	60.0	0	0
Sep 27	PURDUE	2	93	46.5	54	0	0	0	1	1	1-2	41	0	7	454	64.9	0	0
Oct 04	STANFORD	5	207	41.4	50	0	0	0	1	2	0-2	0	0	5	312	62.4	0	0
Opponents		23	966	42.0	54	0	1	4	5	9	1-7	41	0	24	1494	62.2	0	1
Opponents		25	991	39.6	58	1	2	6	6	6	4-6	45	0	21	1348	64.2	1	0

The Automated ScoreBook
Notre Dame Opponent Game-by-Game (as of Oct 04, 2008)
All games

OPPONENT STATISTICS

Date	Opponent	Rushing				Receiving				Passing				Kick Returns				Punt Returns				tot off
		no.	yds	td	lg	no.	yds	td	lg	cmp-att-int	yds	td	lg	no.	yds	td	lg	no.	yds	td	lg	
Sep 06	SAN DIEGO STATE	15	71	1	17	29	274	1	43	29-59-1	274	1	43	4	50	0	14	3	5	0	3	345
Sep 13	MICHIGAN	42	159	1	29	19	229	1	45	19-28-2	229	1	45	5	57	0	18	2	-2	0	3	388
Sep 20	at Michigan State	43	203	2	63	12	143	0	28	12-26-0	143	0	28	2	47	0	25	1	10	0	10	346
Sep 27	PURDUE	17	103	1	33	29	359	2	54	29-55-1	359	2	54	7	97	0	27	1	9	0	9	462
Oct 04	STANFORD	37	161	1	27	18	182	2	27	18-28-3	182	2	27	5	111	0	26	4	46	0	38	343
Notre Dame		154	697	6	63	107	1187	6	54	107-196-7	1187	6	54	23	362	0	27	11	68	0	38	1884
Notre Dame		157	518	4	24	104	1248	12	60	104-171-6	1248	12	60	20	456	0	53	9	75	0	22	1766

Games played: 5
 Avg per rush: 4.5
 Avg per catch: 11.1
 Pass efficiency: 108.42
 Kick ret avg: 15.7
 Punt ret avg: 6.2
 All purpose avg/game: 466.0
 Total offense avg/gm: 376.8

Date	Opponent	Tackles				Sacks no-yds	Fumble		Pass Defense			Blkd kick	PAT Attempts					
		ua	a	total	tfl-yds		ff	fr-yds	int-yds	qbh	brup		kick	rush	rcv	saf	pts	
Sep 06	SAN DIEGO STATE	40	32	72	5.0-17	0.0-0	2	2-0	2-16	1	1	0	1-2	0	0	0	0	13
Sep 13	MICHIGAN	23	46	69	5.0-8	0.0-0	3	0-0	2-0	2	1	0	2-2	0	0	0	0	17
Sep 20	at Michigan State	33	30	63	9.0-41	3.0-34	1	1-0	2-0	2	6	0	2-2	0	0	0	0	23
Sep 27	PURDUE	28	52	80	3.0-11	1.0-8	0	0-0	0-0	2	4	0	3-3	0	0	0	0	21
Oct 04	STANFORD	31	40	71	7.0-26	1.0-12	0	0-0	0-0	4	2	0	3-3	0	0	0	0	21
Notre Dame		155	200	355	29.0-103	5.0-54	6	3-0	6-16	11	14	0	11-12	0	0	0	0	95
Notre Dame		187	152	339	23.0-103	6.0-55	4	7-37	7-131	10	20	1	18-18	0	0	0	0	129

Date	Opponent	Punting									Field Goals			Kickoffs				
		no.	yds	avg	long	blkd	tb	fc	50+	i20	md-att	long	blkd	no.	yds	avg	tb	ob
Sep 06	SAN DIEGO STATE	9	272	30.2	39	1	1	1	0	0	0-0	0	0	3	192	64.0	0	0
Sep 13	MICHIGAN	4	211	52.8	58	0	0	0	4	3	1-1	23	0	4	233	58.2	0	0
Sep 20	at Michigan State	5	226	45.2	52	0	1	1	1	1	3-3	45	0	6	411	68.5	1	0
Sep 27	PURDUE	4	156	39.0	50	0	0	2	1	1	0-1	0	0	4	260	65.0	0	0
Oct 04	STANFORD	3	126	42.0	48	0	0	2	0	1	0-1	0	0	4	252	63.0	0	0
Notre Dame		25	991	39.6	58	1	2	6	6	6	4-6	45	0	21	1348	64.2	1	0
Notre Dame		23	966	42.0	54	0	1	4	5	9	1-7	41	0	24	1494	62.2	0	1

The Automated ScoreBook
Notre Dame Game Superlatives (as of Oct 04, 2008)
All games

INDIVIDUAL GAME HIGHS

Rushes	19	HUGHES, Robert vs Michigan (Sep 13, 2008)
Yards Rushing	134	ALLEN, Armando vs Purdue (Sep 27, 2008)
TD Rushes	2	HUGHES, Robert vs Michigan (Sep 13, 2008)
Long Rush	24	TATE, Golden at Michigan State (Sep 20, 2008)
Pass attempts	41	CLAUSEN, Jimmy at Michigan State (Sep 20, 2008)
Pass completions	29	CLAUSEN, Jimmy vs Stanford (Oct 04, 2008)
Yards Passing	347	CLAUSEN, Jimmy vs Stanford (Oct 04, 2008)
TD Passes	3	CLAUSEN, Jimmy vs San Diego State (Sep 06, 2008)
	3	CLAUSEN, Jimmy vs Purdue (Sep 27, 2008)
	3	CLAUSEN, Jimmy vs Stanford (Oct 04, 2008)
Long Pass	60	CLAUSEN, Jimmy vs Michigan (Sep 13, 2008)
Receptions	7	FLOYD, Michael at Michigan State (Sep 20, 2008)
	7	ALLEN, Armando vs Stanford (Oct 04, 2008)
	7	GRIMES, David vs Stanford (Oct 04, 2008)
Yards Receiving	127	TATE, Golden vs Michigan (Sep 13, 2008)
TD Receptions	1	TATE, Golden vs San Diego State (Sep 06, 2008)
	1	GRIMES, David vs San Diego State (Sep 06, 2008)
	1	FLOYD, Michael vs San Diego State (Sep 06, 2008)
	1	TATE, Golden vs Michigan (Sep 13, 2008)
	1	KAMARA, Duval vs Michigan (Sep 13, 2008)
	1	FLOYD, Michael at Michigan State (Sep 20, 2008)
	1	TATE, Golden vs Purdue (Sep 27, 2008)
	1	GRIMES, David vs Purdue (Sep 27, 2008)
	1	RUDOLPH, Kyle vs Purdue (Sep 27, 2008)
	1	ALLEN, Armando vs Stanford (Oct 04, 2008)
	1	FLOYD, Michael vs Stanford (Oct 04, 2008)
	1	RUDOLPH, Kyle vs Stanford (Oct 04, 2008)
Long Reception	60	TATE, Golden vs Michigan (Sep 13, 2008)
Field Goals	1	WALKER, Brandon vs Purdue (Sep 27, 2008)
Long Field Goal	41	WALKER, Brandon vs Purdue (Sep 27, 2008)
Punts	6	MAUST, Eric vs Michigan (Sep 13, 2008)
Punting Avg	46.5	MAUST, Eric vs Purdue (Sep 27, 2008)
Long Punt	54	MAUST, Eric vs Purdue (Sep 27, 2008)
Long Punt Return	22	ALLEN, Armando vs San Diego State (Sep 06, 2008)
Long Kickoff Return	53	ALLEN, Armando at Michigan State (Sep 20, 2008)
Tackles	15	BRUTON, David vs Michigan (Sep 13, 2008)
Sacks	2.0	KUNTZ, Pat vs Stanford (Oct 04, 2008)
Tackles For Loss	2.0	BROWN, Justin vs Michigan (Sep 13, 2008)
	2.0	KUNTZ, Pat vs Stanford (Oct 04, 2008)
Interceptions	1	NEAL, Kerry vs San Diego State (Sep 06, 2008)
	1	GRAY, Gary vs Michigan (Sep 13, 2008)
	1	BRUTON, David vs Michigan (Sep 13, 2008)
	1	BLANTON, Robert vs Purdue (Sep 27, 2008)
	1	BRUTON, David vs Stanford (Oct 04, 2008)
	1	McCARTHY, Kyle vs Stanford (Oct 04, 2008)
	1	KUNTZ, Pat vs Stanford (Oct 04, 2008)

The Automated ScoreBook
Notre Dame Game Superlatives (as of Oct 04, 2008)
All games

TEAM GAME HIGHS

Rushes	40	vs Purdue (Sep 27, 2008)
Yards Rushing	201	vs Purdue (Sep 27, 2008)
Yards Per Rush	5.0	vs Purdue (Sep 27, 2008)
TD Rushes	2	vs Michigan (Sep 13, 2008)
Pass attempts	41	at Michigan State (Sep 20, 2008)
Pass completions	29	vs Stanford (Oct 04, 2008)
Yards Passing	347	vs Stanford (Oct 04, 2008)
Yards Per Pass	8.7	vs Stanford (Oct 04, 2008)
TD Passes	3	vs San Diego State (Sep 06, 2008)
	3	vs Purdue (Sep 27, 2008)
	3	vs Stanford (Oct 04, 2008)
Total Plays	75	vs Purdue (Sep 27, 2008)
Total Offense	476	vs Purdue (Sep 27, 2008)
Yards Per Play	6.4	vs Stanford (Oct 04, 2008)
Points	38	vs Purdue (Sep 27, 2008)
Sacks By	5	vs Stanford (Oct 04, 2008)
First Downs	23	vs Purdue (Sep 27, 2008)
Penalties	8	vs Stanford (Oct 04, 2008)
Penalty Yards	75	vs Stanford (Oct 04, 2008)
Turnovers	4	vs San Diego State (Sep 06, 2008)
Interceptions By	3	vs Stanford (Oct 04, 2008)

The Automated ScoreBook
Notre Dame Game Superlatives (as of Oct 04, 2008)
All games

OPPONENT INDIVIDUAL GAME HIGHS

Rushes	39	Ringer, Javon, at Michigan State (Sep 20, 2008)
Yards Rushing	201	Ringer, Javon, at Michigan State (Sep 20, 2008)
TD Rushes	2	Ringer, Javon, at Michigan State (Sep 20, 2008)
Long Rush	63	Ringer, Javon, at Michigan State (Sep 20, 2008)
Pass attempts	59	LINDLEY, Ryan, vs San Diego State (Sep 06, 2008)
Pass completions	29	LINDLEY, Ryan, vs San Diego State (Sep 06, 2008)
	29	Painter,Curtis, vs Purdue (Sep 27, 2008)
Yards Passing	359	Painter,Curtis, vs Purdue (Sep 27, 2008)
TD Passes	2	Painter,Curtis, vs Purdue (Sep 27, 2008)
	2	Pritchard, Tavi, vs Stanford (Oct 04, 2008)
Long Pass	54	Painter,Curtis, vs Purdue (Sep 27, 2008)
Receptions	10	Tardy,Desmond, vs Purdue (Sep 27, 2008)
Yards Receiving	175	Tardy,Desmond, vs Purdue (Sep 27, 2008)
TD Receptions	1	MOUGEY, Darren, vs San Diego State (Sep 06, 2008)
	1	McGuffie, Sam, vs Michigan (Sep 13, 2008)
	1	Tardy,Desmond, vs Purdue (Sep 27, 2008)
	1	Valentin,Aaron, vs Purdue (Sep 27, 2008)
	1	Baldwin, Doug, vs Stanford (Oct 04, 2008)
	1	Dray, Jim, vs Stanford (Oct 04, 2008)
Long Reception	54	Tardy,Desmond, vs Purdue (Sep 27, 2008)
Field Goals	3	Swenson, Brett, at Michigan State (Sep 20, 2008)
Long Field Goal	45	Swenson, Brett, at Michigan State (Sep 20, 2008)
Punts	8	STAHOVICH, Bria, vs San Diego State (Sep 06, 2008)
Punting Avg	52.8	Mesko, Zoltan, vs Michigan (Sep 13, 2008)
Long Punt	58	Mesko, Zoltan, vs Michigan (Sep 13, 2008)
Long Punt Return	38	Baldwin, Doug, vs Stanford (Oct 04, 2008)
Long Kickoff Return	27	Sheets,Kory, vs Purdue (Sep 27, 2008)
Tackles	13	LAOLAGI, Luke, vs San Diego State (Sep 06, 2008)
Sacks	2.0	Long, Brandon, at Michigan State (Sep 20, 2008)
Tackles For Loss	2.5	Long, Brandon, at Michigan State (Sep 20, 2008)
Interceptions	2	Trent, Morgan, vs Michigan (Sep 13, 2008)
	2	Wiley, Otis, at Michigan State (Sep 20, 2008)

The Automated ScoreBook
Notre Dame Game Superlatives (as of Oct 04, 2008)
All games

OPPONENT TEAM GAME HIGHS

Rushes	43	at Michigan State (Sep 20, 2008)
Yards Rushing	203	at Michigan State (Sep 20, 2008)
Yards Per Rush	6.1	vs Purdue (Sep 27, 2008)
TD Rushes	2	at Michigan State (Sep 20, 2008)
Pass attempts	59	vs San Diego State (Sep 06, 2008)
Pass completions	29	vs San Diego State (Sep 06, 2008)
	29	vs Purdue (Sep 27, 2008)
Yards Passing	359	vs Purdue (Sep 27, 2008)
Yards Per Pass	8.2	vs Michigan (Sep 13, 2008)
TD Passes	2	vs Purdue (Sep 27, 2008)
	2	vs Stanford (Oct 04, 2008)
Total Plays	74	vs San Diego State (Sep 06, 2008)
Total Offense	462	vs Purdue (Sep 27, 2008)
Yards Per Play	6.4	vs Purdue (Sep 27, 2008)
Points	23	at Michigan State (Sep 20, 2008)
Sacks By	3	at Michigan State (Sep 20, 2008)
First Downs	23	vs Purdue (Sep 27, 2008)
Penalties	11	vs San Diego State (Sep 06, 2008)
Penalty Yards	100	vs San Diego State (Sep 06, 2008)
Turnovers	6	vs Michigan (Sep 13, 2008)
Interceptions By	2	vs San Diego State (Sep 06, 2008)
	2	vs Michigan (Sep 13, 2008)
	2	at Michigan State (Sep 20, 2008)

The Automated ScoreBook
Notre Dame By-Quarter Statistics (as of Oct 04, 2008)
All games

3rd-Down Conversions

Date	Opponent	Score	Overall	1st Qtr	2nd Qtr	3rd Qtr	4th Qtr	Overtime
Sep 06, 2008	SAN DIEGO STATE	W 21-13	3-12 25.0	1-4 25.0	1-4 25.0	0-2 0.0	1-2 50.0	
Sep 13, 2008	MICHIGAN	W 35-17	3-12 25.0	1-2 50.0	0-2 0.0	1-4 25.0	1-4 25.0	
Sep 20, 2008	at Michigan State	L 7-23	6-13 46.2	2-5 40.0	1-3 33.3	1-1 100.0	2-4 50.0	
Sep 27, 2008	PURDUE	W 38-21	6-14 42.9	1-3 33.3	2-3 66.7	1-3 33.3	2-5 40.0	
Oct 04, 2008	STANFORD	W 28-21	4-14 28.6	1-3 33.3	1-2 50.0	1-4 25.0	1-5 20.0	
	Notre Dame		22-65 33.8	6-17 35.3	5-14 35.7	4-14 28.6	7-20 35.0	0-0 0.0
	Opponents		23-66 34.8	6-16 37.5	8-21 38.1	4-14 28.6	5-15 33.3	0-0 0.0

4th-Down Conversions

Date	Opponent	Score	Overall	1st Qtr	2nd Qtr	3rd Qtr	4th Qtr	Overtime
Sep 06, 2008	SAN DIEGO STATE	W 21-13	1-2 50.0	0-0 0.0	0-1 0.0	0-0 0.0	1-1 100.0	
Sep 13, 2008	MICHIGAN	W 35-17	0-2 0.0	0-0 0.0	0-0 0.0	0-0 0.0	0-2 0.0	
Sep 20, 2008	at Michigan State	L 7-23	0-1 0.0	0-0 0.0	0-0 0.0	0-0 0.0	0-1 0.0	
Sep 27, 2008	PURDUE	W 38-21	3-4 75.0	0-1 0.0	0-0 0.0	2-2 100.0	1-1 100.0	
Oct 04, 2008	STANFORD	W 28-21	2-3 66.7	1-1 100.0	0-0 0.0	1-1 100.0	0-1 0.0	
	Notre Dame		6-12 50.0	1-2 50.0	0-1 0.0	3-3 100.0	2-6 33.3	0-0 0.0
	Opponents		2-7 28.6	1-2 50.0	1-1 100.0	0-0 0.0	0-4 0.0	0-0 0.0

Time of Possession

Date	Opponent	Score	Overall	1st Qtr	2nd Qtr	3rd Qtr	4th Qtr	Overtime
Sep 06, 2008	SAN DIEGO STATE	W 21-13	30:52	5:59	9:12	5:17	10:24	
Sep 13, 2008	MICHIGAN	W 35-17	27:48	3:39	6:24	8:32	9:13	
Sep 20, 2008	at Michigan State	L 7-23	26:15	9:31	5:42	6:28	4:34	
Sep 27, 2008	PURDUE	W 38-21	35:26	7:08	5:22	11:00	11:56	
Oct 04, 2008	STANFORD	W 28-21	33:20	7:04	7:24	9:55	8:57	
	Notre Dame	Total	153:41	33:21	34:04	41:12	45:04	0:00
		Avg.	30:44	6:40	6:48	8:14	9:00	0:00
	Opponents	Total	146:19	41:39	40:56	33:48	29:56	0:00
		Avg.	29:15	8:19	8:11	6:45	5:59	0:00

The Automated ScoreBook
Notre Dame Red-Zone Results (as of Oct 04, 2008)
All games

Notre Dame Inside Opponent Red-Zone

Date	Opponent	Score	Times In RZ	Times Scored	Total Pts	Rush TDs	Pass TDs	FGs Made	Failed to score inside RZ						
									FGA	Down	Int	Fumb	Half	Game	
Sep 06, 2008	SAN DIEGO STATE	W 21-13	5	1	7	1	0	1	0	0	1	1	1	1	0
Sep 13, 2008	MICHIGAN	W 35-17	4	3	21	3	2	1	0	0	0	1	0	0	0
Sep 20, 2008	at Michigan State	L 7-23	2	0	0	0	0	0	0	1	0	0	1	0	0
Sep 27, 2008	PURDUE	W 38-21	4	3	21	3	1	2	0	1	0	0	0	0	0
Oct 04, 2008	STANFORD	W 28-21	4	2	14	2	1	1	0	1	1	0	0	0	0
Totals			19	9	63	9	4	5	0	3	2	2	2	1	0
9 of 19 (47.4%)															

Opponents Inside Notre Dame Red-Zone

Date	Opponent	Score	Times In RZ	Times Scored	Total Pts	Rush TDs	Pass TDs	FGs Made	Failed to score inside RZ						
									FGA	Down	Int	Fumb	Half	Game	
Sep 06, 2008	SAN DIEGO STATE	W 21-13	3	2	13	2	1	1	0	0	0	0	1	0	0
Sep 13, 2008	MICHIGAN	W 35-17	4	2	10	1	1	0	1	0	0	1	1	0	0
Sep 20, 2008	at Michigan State	L 7-23	4	4	20	2	2	0	2	0	0	0	0	0	0
Sep 27, 2008	PURDUE	W 38-21	3	1	7	1	0	1	0	1	1	0	0	0	0
Oct 04, 2008	STANFORD	W 28-21	3	3	21	3	1	2	0	0	0	0	0	0	0
Totals			17	12	71	9	5	4	3	1	1	1	2	0	0
12 of 17 (70.6%)															