



2017 GEORGIA TECH BASEBALL

31 NCAA Regional Appearances • 3 College World Series Appearances • 9 ACC Championships
Communications: Kevin Davis • **Cell:** 704-974-9095 • **Email:** kdavis@athletics.gatech.edu

GEORGIA TECH BY THE NUMBERS

Overall Record	16-11
ACC Record	4-8
At Russ Chandler Stadium	11-7
Road Games	5-4
Neutral Site Games	-
Streak	W1
Last 5 Games	3-2
Last 10 Games	4-6

2017 SCHEDULE / RESULTS

DATE	OPPONENT	TV	TIME (ET)
Feb. 17	BYU	ACC	W, 5-3
Feb. 18	Marshall	ACC	W, 11-3
Feb. 19	Western Michigan	ACC	W, 8-3
Feb. 21	at Georgia Southern	ESPN3	W, 10-3
Feb. 24	Youngstown State	ACC	W, 15-6
Feb. 25	Youngstown State	ACC	W, 14-6
Feb. 26	Youngstown State	ACC	L, 3-12
Feb. 28	Georgia State	ACC	W, 12-5
March 1	Kennesaw State	ACC	CANCELLED
March 3	Belmont	ACC	W, 12-3
March 4	Belmont	ACC	W, 10-2
March 5	Belmont	ACC	L, 5-11
March 7	at Kennesaw State	ESPN3	CANCELLED
March 10	at Miami *	ACC	L, 8-10
March 11	at Miami *	ACC	W, 7-5 (11)
March 12	at Miami *	ACC	L, 7-17
March 14	#12 Oklahoma	ACC	W, 2-0
March 17	#9 North Carolina*	ACC	L, 5-6
March 18	#9 North Carolina*	ACC	W, 4-2 (12)
March 19	#9 North Carolina*	ACC	L, 4-7
March 21	#16 Auburn	ACC	L, 4-7
March 24	at Wake Forest *	ACC	W, 7-6 (11)
March 25	at Wake Forest *	ACC	L, 8-17
March 26	at Wake Forest *	ACC	L, 4-8
March 28	at Mercer	ACC	W, 11-3
March 31	#5 Clemson *	ACC	L, 6-13
April 1	#5 Clemson *	ACC	W, 5-1
April 2	#5 Clemson *	ACC	L, 6-11
April 4	at #7 Auburn	ESPN3	W, 11-8
April 7	at Notre Dame *	ACC	6 p.m.
April 8	at Notre Dame *	ACC	4 p.m.
April 9	at Notre Dame *	ACC	1 p.m.
April 11	at Georgia	ESPN3	7 p.m.
April 13	Louisville *	ACC	6 p.m.
April 14	Louisville *	ACC	6 p.m.
April 15	Louisville *	ACC	1 p.m.
April 18	Mercer	ACC	6 p.m.
April 19	at Georgia State	ACC	6 p.m.
April 21	at Virginia Tech *	ACC	5:30 p.m.
April 22	at Virginia Tech *	ACC	1 p.m.
April 23	at Virginia Tech *	ACC	1 p.m.
April 25	Georgia	ACC	7 p.m.
April 28	at UIC	ESPN3	7:35 p.m.
April 29	at UIC (1)	ESPN3	1:05 p.m.
	at UIC (2)	ESPN3	4:05 p.m.
May 6	Pittsburgh *	ACC	6 p.m.
May 7	Pittsburgh *	RSN	6 p.m.
May 8	Pittsburgh *	ESPN3	7 p.m.
May 9	vs. Georgia (SunTrust Park)	ESPN3	7 p.m.
May 12	at Duke *	ACC	6 p.m.
May 13	at Duke *	ACC	1 p.m.
May 14	at Duke *	ACC	1 p.m.
May 16	Georgia Southern	ACC	6 p.m.
May 18	Virginia *	ACC	6 p.m.
May 19	Virginia *	ACC	6 p.m.
May 20	Virginia *	ACC	1 p.m.
May 23-28	2017 ACC Baseball Championship (Louisville, Ky.)		

GAMES 28-30: JACKETS MAKE FIRST-EVER VISIT TO NOTRE DAME

Friday, Apr. 7 - Sunday, Apr. 9 • Frank Eck Stadium • South Bend, Ind.

GAME 28
NOTRE DAME 
 Friday • 6 p.m. ET
 TV:  • Radio: WREK 91.1 FM

GAME 29
NOTRE DAME 
 Saturday • 4 p.m. ET
 TV:  • Audio: WREK 91.1 FM

GAME 30
NOTRE DAME 
 Sunday • 12 p.m. ET
 TV:  • Radio: WREK 91.1 FM

Series History: GT leads 8-5
Last Meeting: GT, 4-1 (3/8/15)

ND Probable Starting Pitcher
 Brandon Bielak, RHP, Jr. (2-4, 4.71 ERA)

ND Probable Starting Pitcher
 Michael Hearne, LHP, Grad. (1-1, 3.03 ERA)

ND Probable Starting Pitcher
 Bradd Bass, RHP, Jr. (1-4, 3.73 ERA)

Tech Probable Starting Pitcher
 Xzavion Curry, RHP, Fr.

Tech Probable Starting Pitcher
 Jay Shadday, LHP, Fr.

Tech Probable Starting Pitcher
 TBD



Record in 2017
 3-3, 5.55 ERA

Career Record
 3-3, 5.55 ERA



Record in 2017
 2-1, 2.25 ERA

Career Record
 2-1, 2.25 ERA



Record in 2017
 -

Career Record
 -

LEADING OFF

1	Georgia Tech will be playing its first-ever game at Notre Dame and in South Bend, Indiana this weekend in the ACC series. In fact, the Jackets have never played a collegiate baseball game in the state of Indiana in the program's long history.
2	This weekend's ACC matchup between the Yellow Jackets and the Fighting Irish is only the second conference series between the two teams since Notre Dame joined the ACC on July 1, 2013. Tech 2-of-3 games from the Irish back in 2015 at Russ Chandler Stadium in Atlanta, Ga.
3	This weekend's cross-divisional series against Notre Dame is the third straight ACC Atlantic Division opponent for the Yellow Jackets. Tech played at Wake Forest (Mar. 24-26) and hosted No. 5 Clemson (Mar. 31-Apr. 2) the last two weekends of ACC play.
4	Freshman shortstop Austin Wilhite ranks fourth in the ACC and leads the Jackets with a batting average of .396 overall on the season. In ACC play only, junior third baseman Trevor Craport ranks fourth in the conference with his average of .396 in 12 ACC games thus far this year. As a team, the Yellow Jackets rank fourth in the ACC with a team batting average of .305 on the year.
5	When the Jackets hold their opponents to five runs or less Tech is undefeated. Georgia Tech is a perfect 12-0 overall when holding its opponents to five runs or less for the contest on the year.
6	The duo of Joey Bart and Wade Bailey - the No. 2 and No. 3 hitters in the Tech lineup - combine to rank in the top-40 nationally in a six different offensive categories. Bart ranks sixth in the nation in home runs (11), 12th in total bases (81) and 23rd in slugging percentage (.704). Bailey sits fourth nationally in runs scored (38), 10th in doubles (14) and 27th in hits per game (1.59).
7	As a team offensively, the Jackets rank in the top-30 nationally in seven different categories - first in doubles per game (2.67), third in home runs per game (1.70), fourth in slugging percentage (.521), fifth in home runs (46), fifth in doubles (72), 23rd in scoring (7.6 runs per game) and 28th in batting average (.305).
8	Both pitching staffs this weekend are averaging 8.0 or more strikeouts per 9.0 innings on the season. Tech's arms are averaging 8.2 K's per 9.0 innings, while the Irish staff is averaging 8.0 punch outs per 9.0 innings.
9	Defense has played a key for Tech this season, as the Yellow Jackets are 9-1 on the year when not committing an error for the game. Tech is just 7-10 on the season when making one or more errors for the game.
10	A total of 11 different players have hit a home run this season for the Yellow Jackets led by Joey Bart who has recorded a team-high 11 home runs on the season. In contrast, the Fighting Irish have hit only 11 home runs overall on the season as a team.

NATIONAL POLLS TRACKER

WEEK	BA	CB	USA	NCBWA	D1	PG
Preseason	21	38	rv	29	-	-
Feb. 20	17	-	rv	25	-	-
Feb. 27	17	-	rv	19	-	-
Mar. 6	19	-	23	16	-	-
Mar. 13	-	-	rv	rv	-	-
Mar. 20	-	-	-	rv	-	-
Mar. 27	-	-	-	-	-	-
Apr. 3	-	-	-	-	-	-
Apr. 10						
Apr. 17						
Apr. 24						
May 1						
May 8						
May 15						
May 22						
May 29						
June 5						
June 12						

BA = Baseball America, CB = Collegiate Baseball, USA = USA Today,
 NCBWA = NCBWA, D1 = D1Baseball.com, PG = Perfect Game
 N/A = poll not out before release of notes
 rv = receiving votes

TRACKING THE OPPONENTS

OPPONENT	2017
Auburn	23-8
Belmont	13-14
BYU	14-12
Clemson	25-5
Duke	16-15
Georgia	13-17
Georgia Southern	18-11
Georgia State	11-17
Illinois-Chicago	18-7
Kennesaw State	12-17
Louisville	25-3
Marshall	13-14
Mercer	25-6
Miami	13-16
North Carolina	23-6
Notre Dame	10-17
Oklahoma	26-6
Pittsburgh	14-12
Virginia	23-8
Virginia Tech	17-14
Wake Forest	22-8
Western Michigan	13-11
Youngstown State	7-18

* Games through April 6

STAT COMPARISON



GEORGIA TECH

NOTRE DAME

	16-11 (4-8 ACC)	10-17 (4-8 ACC)
Record	16-11 (4-8 ACC)	10-17 (4-8 ACC)
Batting Average	.305	.230
Slugging Percentage	.521	.328
Runs Per Game	7.6	4.0
Hits Per Game	11.3	7.6
Doubles	72	46
Triples	3	4
Home Runs	46	11
RBI's	188	99
Stolen Bases/Attempts	16/22	28/36
ERA	5.52	4.71
K's Per 9.0	8.2	8.0
BB's Per 9.0	5.3	4.9
Opponent Batting Average	.269	.257
Fielding Percentage	.969	.963

JACKETS' FIRST-EVER VISIT TO SOUTH BEND

- The Georgia Tech baseball team will be making their first-ever visit to South Bend, Indiana and Frank Eck Stadium.
- In fact, the Yellow Jackets have never played a collegiate baseball game in the state of Indiana in the program's history since 1895.

NEW RIVALRY FORMING?

- The Yellow Jackets are 8-5 overall versus the Irish and 2-1 against Notre Dame in ACC play.
- The two teams last met in 2015, as Tech took two-of-three games over the Irish in ACC play at The Flats.
- Tech and Notre Dame have only played a total of five times since 1996 with the Jackets holding a 4-1 record overall in those five meetings.

HOMECOMING FOR RYAN

- Tech senior Zac Ryan will be returning "home" this weekend when the Yellow Jackets take on Notre Dame in ACC cross-divisional play.
- From Valparaiso, Indiana and Andrean High School, Ryan's hometown is just over an hour away from Notre Dame in South Bend, Indiana.

TECH AGAINST THE ATLANTIC DIVISION

- The Yellow Jackets are playing their third straight ACC series against an Atlantic Division foe this weekend in the Notre Dame Fighting Irish.
- Tech is 2-4 thus far versus teams in the Atlantic Division having gone 1-2 at Wake Forest (Mar. 24-26) and 1-2 at home versus No. 5 Clemson (Mar. 31-Apr. 2).
- The Jackets continue cross-divisional play next week as well, as they host Louisville on The Flats on Apr. 13-15 at Russ Chandler Stadium.

VERSUS RANKED FOES IN 2017

- Georgia Tech is 4-5 thus far this season against its opponents that were nationally ranked at the time in Oklahoma, North Carolina, Auburn and Clemson.

March 14 vs. No. 12 Oklahoma	W, 2-0
March 17 vs. No. 9 North Carolina	L, 5-6
March 18 vs. No. 9 North Carolina	W, 4-2 (12)
March 19 vs. No. 9 North Carolina	L, 4-7
March 21 vs. No. 16 Auburn	L, 4-7
March 31 vs. No. 5 Clemson	L, 6-13
April 1 vs. No. 5 Clemson	W, 5-1
April 2 vs. No. 5 Clemson	L, 6-11
April 4 at No. 7 Auburn	W, 11-8

ACCOLADES CONTINUE TO ROLL IN FOR BART

• The accolades continue to roll in for Tech sophomore Joey Bart, as he was named to the Midseason Perfect Game/Rawlings College Baseball All-American First Team at catcher on April 6.

THE NATIONAL TOP-25 GAUNTLET

• Tech has had a very challenging go of it as of late, as the Yellow Jackets have played a total of four nationally top-12 ranked opponents over the last month in No. 12 Oklahoma, No. 9 North Carolina, No. 16 Auburn/No. 7 Auburn and No. 5 Clemson (rankings at the time of the games).
 • In fact, nine of the Jackets' last 13 games have come against top-12 or higher nationally ranked opponents - No. 12 Oklahoma, three versus then No. 9 North Carolina, one at home against No. 16 Auburn, three versus No. 5 Clemson and then at No. 7 Auburn on Tuesday.
 • Georgia Tech also played three games against Wake Forest who leapt into the top-25 in a number of the national polls this week.

LOVE/HATE RELATIONSHIP WITH BIG INNINGS

• This season the Jackets have had a love/hate relationship with big innings.
 • Tech's record is 10-3 overall when it has at least one big inning (four runs or more) in the game.
 • On the flip side, the Jackets are just 2-6 overall on the year when giving up a big inning (four runs or more) in the game.

IRON JACKETS IN THE STARTING LINEUP

• Head coach Danny Hall has had five different players start in all 27 games for the Jackets this season in Wade Bailey, Joey Bart, Trevor Craport, Kel Johnson and Ryan Peurifoy.
 • A total of eight different Jackets have started 20 games or more this year with six of those players currently on a 20-plus game streak of consecutive starts (Craport - 55, Bailey - 43, Johnson - 42, Peurifoy - 30, Bart - 27, Austin Wilhite - 21).
 • Three current Jackets in Peurifoy (151), Bailey (139) and Johnson (127) have all started in over 125 games for their careers at Tech.

EXTRA INNING LOVE

• Tech is a perfect 3-0 in extra-inning contests this season.
 • Each of the Jackets' first three ACC wins this season came in extra innings.

WHAT'S IN A QUALITY START?

• A starting pitcher records a quality start when he pitches at least six innings and allows three earned runs or fewer.
 • Georgia Tech is 2-0 this season when its starter makes a quality start (Xzavion Curry vs. Belmont (3/3) and Jay Shadday vs. Clemson (4/1)).
 • The Jackets have won 18 consecutive quality starts with the last loss coming back on May 14, 2015.
 • Tech has won 22 consecutive home quality starts, including two this season, with the last loss on Mar. 20, 2015.
 • GT's last quality true road start came back on April 8, 2016.

WILHITE LEADING THE WAY

• Austin Wilhite may be a freshman but he is no easy out at the plate.
 • The first-year Jacket and shortstop leads Tech in hitting at .396 (36-of-91) on the season.
 • He is first on the team in on-base percentage (.476), third in runs scored (22), fourth in hits (36), fifth in doubles (6) and fifth in slugging percentage (.516), with all of his damage coming in either the seventh, eighth or ninth spot in the lineup.
 • Wilhite enters play this weekend ranked fourth overall in the ACC in hitting on the year at .396 for the season.

DOUBLE DIGIT STREAKS THIS SEASON

• Trevor Craport reached base safely in each of Tech's first 18 games this season, a new career-long record.
 • Lead-off hitter Wade Bailey had a career-long streak of 15 games reaching base safely earlier this season, while Joey Bart also reached base safely in 10 straight games earlier this year.
 • The trio have also recorded double digit hitting streaks this season, as Bailey had a 15-game hitting streak at one point, while Craport hit safely in 11 straight games and Bart in 10 consecutive contests.
 • In addition to the trio mentioned above, Austin Wilhite has reached base safely in each of the last 11 games, a career-long streak for the freshman infielder.

ZAC-K RYAN

• In his relief outing on March 11 at Miami, in which he pitched a season-high 4.0 innings out of the bullpen to earn the win in the extra inning contest, Zac Ryan recorded his 100th career strikeout. Ryan now has 115 strikeouts on the mound for the Jackets for his career.

TECH'S JOEY BATS

• Joey Bart was named the National Player of the Week by *Collegiate Baseball* and the ACC Player of the Week on March 6.
 • Bart was then named the Perfect Game/Rawlings Player of the Week on March 7.
 • The Buford, Ga. native was also named to the 2017 Johnny Bench Award Watch List on March 9.
 • Most recently, Bart was named to the Midseason Perfect Game/Rawlings College Baseball All-American First Team.
 • On the season, Bart is hitting .339 (39-for-115) with 11 home runs, nine doubles, 31 RBIs and 25 runs scored. He also has posted a .704 slugging percentage and a .411 on -base percentage on the year.
 • After hitting just one home run all of last season as a freshman, Bart has hit two home runs in a single game twice this year accomplishing that feat vs. Belmont on Mar. 4 and at Mercer on Mar. 28.

2017 RECORD BREAKDOWN

	ACC	Overall
Overall	4-8	16-11
Home	2-4	11-7
Road	2-4	5-4
Neutral	-	-
Day Games	2-5	11-7
Night Games (6 p.m. or later)	2-3	5-4
Yellow Jackets Score First	2-3	12-3
Yellow Jackets Score in 1st inning	0-2	7-3
Opponent Scores First	2-5	4-8
Walk-off Victories	1-0	1-0
As a Ranked Team (All Polls)	-	-
vs. Ranked Team (All Polls)	2-4	3-4
Following Loss	4-3	8-3
TV/ESPN3/ACC Network Extra Game	4-8	16-11
vs. LHP (starter)	1-3	3-4
vs. RHP (starter)	3-5	13-7
Yellow Jacket Starter 6+ IP	1-1	2-1
Yellow Jacket Starter 7+ IP	-	-
Yellow Jacket Starter 8+ IP	-	-
Hitting A Home Run	3-6	13-9
Not Hitting A Home Run	1-2	3-2
Out Hit Opponent	3-3	12-3
Get Out Hit By Opponent	0-5	2-7
Equal Number of Hits	1-0	2-1
February	-	7-1
March	3-7	7-9
April	1-1	2-1
May	-	-
June	-	-
Monday	-	-
Tuesday	-	5-1
Wednesday	-	-
Thursday	-	-
Friday	1-3	4-3
Saturday	3-1	6-1
Sunday	0-4	1-6
One-Run Games	1-1	1-1
Two-Run Games	2-1	4-1
Three-Run Games	0-1	1-2
Four+ Run Games	1-5	10-7
Leading After 6	1-1	12-1
Trailing After 6	2-6	2-9
Tied After 6	1-1	2-1
Leading After 7	2-1	14-1
Trailing After 7	1-7	1-10
Tied After 7	1-0	1-0
Leading After 8	1-0	13-0
Trailing After 8	1-8	1-11
Tied After 8	2-0	2-0
Shutouts	-	1-0
Extra Innings	3-0	3-0
Score 0-5 Runs	2-3	4-6
Score 6+ Runs	2-5	12-5
Allow 0-5 Runs	3-0	12-0
Allow 6+ Runs	1-8	4-11
Commit 0 Errors	3-0	9-1
Commit 1 Error	0-2	6-3
Commit 2+ Errors	1-6	1-7

JERSEY COMBINATIONS

	ACC	Overall
Gold	2-1	6-1
White Pinstripes	0-2	3-2
Gray Slate	1-0	3-0
White with "Jackets"	0-2	2-4
Gray with GT logo	0-2	1-2
Navy with Tech	1-1	1-2

ACC
2017 ACC STANDINGS

	ACC Games					All Games				
	W	L	T	PCT.	GB	W	L	T	PCT.	
ATLANTIC										
Louisville	10	2	0	.833	-	25	3	0	.893	
Clemson	10	2	0	.833	-	25	5	0	.833	
Wake Forest	8	4	0	.667	2	22	8	0	.733	
Florida State	6	6	0	.500	4	20	11	0	.645	
NC State	5	7	0	.417	5	16	14	0	.533	
Notre Dame	4	8	0	.333	6	10	17	0	.370	
Boston College	1	11	0	.083	9	9	17	0	.346	
COASTAL										
North Carolina	9	3	0	.750	-	23	6	0	.793	
Virginia Tech	6	6	0	.500	3	17	14	0	.548	
Pitt	6	6	0	.500	3	14	12	0	.538	
Virginia	5	7	0	.417	4	23	8	0	.742	
Duke	5	7	0	.417	4	16	15	0	.516	
Miami	5	7	0	.417	4	13	16	0	.448	
Georgia Tech	4	8	0	.333	5	16	11	0	.593	

*updated through April 6, 2017

2017 ACC PRESEASON POLL

OVERALL CHAMPION	VOTES
Florida State	10
Clemson	1
Louisville	1
North Carolina	1
NC State	1

ATLANTIC DIVISION	POINTS
1. Florida State (10)	93
2. Louisville (2)	79
3. Clemson (1)	66
4. NC State (1)	64
5. Wake Forest	38
T6. Boston College	26
T6. Notre Dame	26

(first-place votes)

COASTAL DIVISION	POINTS
1. North Carolina (6)	86
2. Virginia (4)	84
3. Miami (3)	77
4. Georgia Tech (1)	59
5. Duke	40
6. Virginia Tech	26
7. Pitt	20

(first-place votes)

ONE-TWO PUNCH OUT OF THE PEN

- Out of the bullpen, the Jackets have had a strong one-two punch in Jared Dato and Zac Ryan.
- Dato entered the year with 19 appearances and 17.1 innings of work, yet had no record to show for it. This year he is 3-0 in 26.1 innings of work in 16 appearances out of the bullpen for the Jackets in the middle relief role.
- Ryan, who spent time as a start last year after coming out of the bullpen in 2015, has accepted the closer role this year for Tech. The righty is 3-1 overall with two saves and an ERA of 1.73 over 26.0 innings of work out of the bullpen.
- All three of Ryan's wins this season have come in extra-inning victories in ACC play.

CAN'T K WADE

- In 576 career at bats for the Yellow Jackets, Bailey has struck out just 59 times, a rate of 9.76 at bats per strikeout. His 9.76 career at bats per strikeout ratio ranks 12th all-time in Tech history for hitters with a minimum of 300 career at bats.
- The junior second baseman started the season with a career-high 15-game hitting streak having recorded a base knock in each of the Jackets' first 15 games on the year.
- Bailey leads the team with a total of 43 hits and 14 doubles on the season. He also ranks first on the team and in the ACC with 38 runs scored.

BIG WIN FOR BIG BEN

- Redshirt-junior Ben Schniederjans recorded his first career win on March 28 at Mercer, as the veteran allowed just one run over 5.0 innings of work.
- Schniederjans, who missed most of 2015 and all of 2016 due to an injury and surgery, has made 26 appearances on the mound for the Jackets, including six starts over his four years at Tech.
- In his first three start this season, Schniederjans went 1-1 with an ERA of 1.93 over 14.0 innings of work. He also struck out 13 hitters compared to just seven walks.

JOHNSON BOMBS

- Kel Johnson picked a good time to hit lucky number seven on the season, as his two-run walk-off home run with two outs in the bottom of the 12th gave the Jackets the 4-2 extra inning win over No. 9 North Carolina on Mar. 18, 2017.
- The junior set a new career-high with three home runs in Tech's 10-3 win at Georgia Southern on Feb. 21 in Statesboro, Ga.
- Johnson became the first Jacket to hit three home runs in a single game since Chase Burnette blasted three dingers versus Presbyterian back in 2009.
- Johnson's three home runs in a game makes it the 11th time in program history that a player has hit three home runs in the same game.



CRA-ZY AT THE PLATE

- Junior Trevor Craport made a very successful transition from the mound to the plate last season in 2016, as he was second on the team with a .352 batting average on the year.
- The third baseman has picked up where he left off last year, as he is hitting .345 (40-for-116) with three home runs, a triple, nine doubles, 17 RBIs and 22 runs scored this season.
- Craport also reached base safely in the first 18 games of the season, a new career-high on-base streak.
- In ACC play this season, Craport is hitting a team-best .396 (21-of-53) with a home run, five doubles, five RBIs and nine runs scored.

CONTROL KING

- Lefty Jonathan King is looking to bounce back from an injury that caused him to miss all but one start in 2016. King is known for his control, as he has walked only 64 batters in 186.0 innings of work.
- The redshirt-senior's career walks per 9 innings rate of 3.10 ranks 20th all-time in Georgia Tech history for pitchers with a minimum of 100 innings pitched.

OH WHAT A RELIEF IT IS

- Georgia Tech set another program record in 2016, partly due to the plague of injuries to their pitching staff throughout the season, as the Yellow Jackets' bullpen made a total of 197 relief appearances on the season. The previous record was 187 calls to the bullpen back in 2004.
- The Jackets have already gone to the bullpen 104 times this season over their 27 games, an average of 3.85 relief appearances per contest.

IT'S BEEN A WHILE SINCE WE WALKED OFF WITH A HR

- Junior Kel Johnson hit a two-run walk-off home run with two outs in the bottom of the 12th to propel the Jackets to a 4-2 win over the No. 9 North Carolina Tar Heels.
- The extra-inning walk-off home run was the first since Daniel Palka's 13th-inning walk-off home run versus Clemson in a 6-5 win on April 27, 2012.
- The walk-off home run was the first at Russ Chandler Stadium since Mott Hyde's walk-off homer in a 5-4 win versus North Carolina on May 10, 2013.
- The walk-off home run was the first walk-off home run for the Jackets since Arden Pabst's three-run walk-off shot in the 9-8 win over Albany on Feb. 22, 2015 at Coastal Carolina.

S & S SHUT OUT SOONERS

- Tech's Ben Schniederjans and Jay Shadday combined to pitch a two-hit shutout versus the No. 12 nationally ranked Oklahoma Sooners on Tuesday, Mar. 14.
- Schniederjans recorded a career-high six strikeouts in a career-high 5.0 innings, while Shadday recorded his first career win with a career-high three K's over a career-long 4.0 innings of work.

PARR GETS PARRED - TWICE

- Known in the locker room as "The Vulture" for picking up wins out of the bullpen during his time at Tech, Ben Parr was "vultured" himself in the Jackets' 10-3 win at Georgia Southern on Feb. 21. Jared Datoc entered the game in the fifth for Parr, who started the game on the mound, and went 1.1 innings of work to swoop in for the win.
- Datoc also earned a win in a relief effort versus Georgia State in which he entered the game in the fourth inning for Parr, who left the game with an 8-2 lead after three innings.

WHO'S ON FIRST?

- The Yellow Jackets will have a void to fill at first base with the offseason surgery to last year's starter Tristin English. English started 52 games at first base last season for the Jackets as a true freshman.
- The lone returner with game experience at first base is redshirt-senior Coleman Poje. Poje made one start last year at first base in an 11-5 win at Georgia State.
- Thus far in 2017, Poje (3), Johnson (17) and Kyle McCann (7) have all made starts at first base, while junior Patrick Wiseman has also seen time at the corner infield position.

NO ENGLISH IN 2017

- The injury bug has already bitten the Yellow Jackets in 2017, as sophomore and 2016 Louisville Slugger Freshmen All-American and All-ACC first team selection Tristin English is out for the year after having Tommy John surgery in January.
- English will be missed, as last year as a freshman he played in 60 games and hit .315 with 70 hits, 21 doubles, five home runs, 44 RBIs and 34 runs scored.

JOEY ON JOHNNY BENCH AWARD WATCH LIST

- The Yellow Jackets' sophomore catcher Joey Bart was named to the 2017 Johnny Bench Award Watch List on March 9.
- The Johnny Bench Award is given to the nation's top catcher at the NCAA Division I level each season by the Greater Wichita Area Sports Commission.
- Semifinalists for the award will be announced on May 17, finalists on June 5, and the award will be presented on June 29 at the 20th Annual Greater Wichita Sports Banquet.



A LITTLE PRESEASON LOVE

- Georgia Tech received a little preseason love this year, as the Yellow Jackets entered the season ranked No. 21 in Baseball America's Preseason Top 25 college baseball rankings and No. 29 in the NCBWA Division I Preseason Poll.
- Junior Kel Johnson was named to both the 2017 NCBWA Division I Preseason All-America second-team and the Collegiate Baseball 2017 Preseason All-American third-team. He was also named to the Perfect Game Preseason ACC All-Conference Team.
- Fellow junior Trevor Craport earned a spot on the 2017 NCBWA Preseason All-America third-team as well.

WATCH KEL IF YOU CAN

- Georgia Tech junior Kel Johnson was named as part of USA Baseball's 55-player preseason Golden Spikes Award watch list which is put in place to identify the top amateur baseball player in the country for the 2017 season. The 40th Golden Spikes Award will be presented in partnership with the Rod Dedeaux Foundation on June 29 in Los Angeles.

500 AND COUNTING

- With Tech's first ACC regular season win of the year on Saturday, Mar. 11, the Yellow Jackets recorded the program's 500th ACC regular season win.
- The Jackets are 503-361-2 all-time in regular season Atlantic Coast Conference games since entering the league in 1980.

H-ALL IN THE FAMILY

- Coach Hall has kept it all in the family in regards to Georgia Tech baseball.
- Carter Hall is a sophomore middle infielder for the Yellow Jackets and in his second season playing for his father.
- Colin Hall, a senior at Wesleyan School, has signed to play for Tech in 2018.

ANCIENT HISTORY

- The Yellow Jackets entered the 2017 season having recorded 35 straight winning seasons. The current streak started back in 1982 when Tech went 29-20 overall.
- Therefore, if you do the math, the Jackets have not had a losing season at all under Hall during his 23 years on The Flats.

DRAFTED YELLOW JACKETS

- Jonathan Hughes - 2nd round (68th overall) by the Baltimore Orioles in 2015
- Joey Bart - 27th round (808th overall) by the Tampa Bay Rays in 2015
- Carter Hall - 34th round (1020th overall) by the Atlanta Braves in 2015
- Tristin English - 39th round (1174th overall) by the Cleveland Indians in 2015

GEORGIA BOYS

- Coach Hall and his staff are known to be great recruiters in the state of Georgia.
- This season, the 2017 roster has a total of 30 student-athletes that hail from the Peach State.
- That is 86 percent of the roster (30/35) that call the state of Georgia home.



JACKETS IN THE MLB

Charlie Blackmon, OF	Colorado Rockies
Derek Dietrich, 2B	Miami Marlins
Matt Wieters, C	Washington Nationals
Blake Wood, RHP	Cincinnati Reds

JACKETS IN THE 2016 DRAFT


Connor Justus, SS	5th Round (156); Angels
Matt Gonzalez, 2B	6th Round (169); Braves
Brandon Gold, P	12th Round (350); Rockies
Matthew Gorst, P	12th Round (358); Red Sox
Arden Pabst, C	12th Round (375); Pirates

2017 #FUTUREJACKETS

Oscar Serratos, SS/RHP	Lawrenceville, Ga.
Kale Ledford, C/3B	Oxford, Ga.
Crews Taylor, SS/RHP	Lawrenceville, Ga.
Jake Brace, RHP/INF	Suwanee, Ga.
Baron Radcliff, OF	Peachtree Corners, Ga.
Cameron Turley, C/INF/RHP	Dacula, Ga.
Luke Waddell, SS/2B	Loveland, Ohio
Michael Guldberg, SS/2B	Marietta, Ga.
Devonte Brown, SS/RHP	Newnan, Ga.
Joseph Mannelly, 1B/LHP/OF	Atlanta, Ga.
Colin Hall, OF/RHP	Alpharetta, Ga.
Brant Hurter, LHP/1B	Canton, Ga.
Hugh Chapman, RHP/C	Smyrna, Ga.

GT VS. 2017 OPPONENTS

Opponent (Streak)	ALL-TIME	HALL	LAST
Auburn (W1)	108-121-5	9-8	2017
Belmont (L1)	2-1	2-1	2-17
BYU (W1)	1-0	1-0	2017
Clemson (L1)	109-111-3	39-45	2017
Duke (L2)	91-35	59-40	2016
Georgia (W1)	161-204-2	44-35	2016
Georgia Southern (W6)	99-31	67-19	2017
Georgia State (W8)	64-10	41-6	2017
Illinois-Chicago (W7)	8-1	8-1	2011
Kennesaw State (W2)	19-6	18-5	2016
Louisville (L3)	1-5	1-3	2015
Marshall (W1)	1-0	1-0	2017
Mercer (W1)	110-55	28-10	2017
Miami (L1)	37-60-2	27-37	2017
North Carolina (L1)	76-62	44-32	2017
Notre Dame (W2)	8-5	4-1	2015
Oklahoma (W1)	1-6	1-4	2017
Pittsburgh (L1)	3-5	3-5	2016
Virginia (W1)	72-53-2	39-45-1	2016
Virginia Tech (W4)	29-15	28-13	2016
Wake Forest (L2)	73-42-1	42-24	2017
Western Michigan (W3)	3-0	1-0	2016
Youngstown State (L1)	5-1	5-1	2017



DAN OF THE AGES

- **Danny Hall** is in his 24th season at Georgia Tech and his 30th overall as a head coach in 2017. He is the winningest baseball coach in Tech history with 977 wins overall as the Tech skipper.
- Hall, who won his 1,100th career game on opening day of the 2015 season and his 900th at Georgia Tech on March 3, 2015 versus Ohio, stands ninth among active Division I coaches in career victories entering the 2017 season.
- In his 39 years of college baseball – both as an assistant and head coach – he has never been associated with a losing season. In all, Hall has been part of over 1,600 victories and seven trips to the College World Series.
- Hall has led Tech to the NCAA Tournament on 20 occasions and guided the Yellow Jackets to the NCAA College World Series in 1994, 2002 and 2006 -- the program's only three berths.

WINNINGEST ACTIVE DIVISION-I BASEBALL COACHES

ENTERING 2017

1. Mike Martin, Florida State 1,898
2. Mark Marquess, Stanford 1,585
3. Jim Morris, Miami (Fla.) 1,535
4. Mike Fox, North Carolina 1,336
5. Paul Mainieri, LSU 1,324
6. Pete Dunn, Stetson 1,312
7. John Anderson, Minnesota 1,208
8. Keith Guttin, Missouri St. 1,176
9. **DANNY HALL, Georgia Tech . . . 1,169**
10. Wayne Graham, Rice 1,114
11. Mike Gillespie, UC Irvine 1,101
12. Gary Gilmore, Coastal Carolina . . . 1,100
13. Tony Robichaux, La.-Lafayette . . . 1,080
14. Mike Sansing, Kennesaw St. 1,042
15. Brian Shoop, UAB 982

HALL BY THE NUMBERS

1,185	career wins as a head coach
977	wins at Georgia Tech
131	total draft picks that he has coached at Tech
111	All-ACC honors
92	All-American selections by 35 GT players
52	Tech's school record for wins set in 2002
22	freshman All-Americans
20	NCAA Regional appearances at Tech
13	Academic All-America honors by GT players
13	times GT has finished top-two in the ACC in offense
7	Yellow Jackets drafted in the first round
6	NCAA Super Regional appearances at Tech
5	ACC tournament titles (2000, 2003, 2005, 2012, 2014)
5	ACC regular season titles (1997, 2000, 2004, 2005, 2011)
3	College World Series appearances (only three in Tech history)

WHO DOES WHAT?

BRYAN PRINCE: A beloved Yellow Jacket that was an All-ACC first team performer in both 2000 and 2001, Prince is in his 10th year on staff as a full-time assistant coach. He is in charge of the offense, works with the catchers, coaches third base and is the recruiting coordinator for Tech.




JASON HOWELL: In his fifth season on The Flats, Howell works with the Tech pitching staff.

MIKE NICKEAS: Another former catcher, Nickeas was a three-year letterwinner at Tech under Coach Hall before playing professionally with the Mets and Blue Jays. He is in his third year on staff, second as the volunteer assistant coach.

TYLER GIBSON: In his second year as the undergraduate assistant coach, Gibson works with the outfielders. Gibson, who played in the Detroit Tigers farm system from 2011-15 is currently pursuing a bachelor's degree in business administration at Tech.

HALL'S COACHING TREE

HEAD COACHES

-  Scott Stricklin - Georgia Tech Assistant 2002-04
Kent State player 1991-93
-  Josh Holliday - Georgia Tech Assistant 2005-07
-  Greg Beals - Kent State player 1989-91
-  Bobby Moranda - Georgia Tech Assistant 2002-07
-  Mike Trapasso - Georgia Tech Assistant 1995-01
-  Eddie Uschold - Kent State Assistant

ASSISTANT COACHES

-  Wally Crancer - Georgia Tech player 2006-07
-  Bryan Prince - Georgia Tech player 1998-2001
-  Mike Nickeas - Georgia Tech player 2002-04



TECH'S MOST-PLAYED OPPONENTS



Georgia
367 GAMES
UGA LEADS
204-161-2



Auburn
233 GAMES
AU LEADS
121-107-5



Clemson
220 GAMES
CU LEADS
109-108-3

MOST ACC TOURNAMENT TITLES SINCE 2000



Georgia Tech
5
2000, 2003,
2005, 20012,
2014



Florida State
4
2002, 2004,
2010, 2015

Clemson
Virginia
North Carolina
2

MOST ACC REGULAR SEASON & DIVISIONAL TITLES SINCE 2000



Florida State
11



North Carolina
5



Miami
Georgia Tech
4

WINNINGEST NCAA DIVISION I TEAMS (SINCE 2000)

BY WINNING PERCENTAGE (GAMES THROUGH APRIL 6)

Rk	Team	Conference	2017 Record			Since 2000			Pct.
			W	L	T	W	L	T	
1	Florida State	ACC	20	11	0	843	318	1	.725
2	South Carolina	SEC	20	8	0	811	339	0	.705
3	Rice	C-USA	10	21	0	788	332	0	.704
4	LSU	SEC	20	10	0	795	331	5	.703
5	North Carolina	ACC	23	6	0	779	334	1	.699
6	Coastal Carolina	Sun Belt	19	10	0	745	344	0	.684
7	Cal State Fullerton	Big West	18	10	0	743	343	0	.684
8	Miami	ACC	13	16	0	745	347	3	.680
9	Texas	Big 12	20	12	0	756	359	1	.677
10	Virginia	ACC	23	8	0	724	350	3	.672
11	Arizona State	Pac 12	12	15	0	681	331	3	.671
12	GEORGIA TECH	ACC	16	11	0	724	368	1	.662
13	Oregon State	Pac 12	25	1	0	665	340	1	.661
14	TCU	Big 12	23	5	0	698	362	0	.658
15	Florida	SEC	20	9	0	726	391	2	.649

BY NUMBER OF WINS (GAMES THROUGH APRIL 6)

Rk	Team	Conference	2017 Record			Since 2000		
			W	L	T	W	L	T
1	Florida State	ACC	20	11	0	843	318	1
2	South Carolina	SEC	20	8	0	811	339	0
3	LSU	SEC	20	10	0	795	331	5
4	Rice	C-USA	10	21	0	788	332	0
5	North Carolina	ACC	23	6	0	779	334	1
6	Texas	Big 12	20	12	0	756	359	1
7	Coastal Carolina	Sun Belt	19	10	0	745	344	0
	Miami	ACC	13	16	0	745	347	3
9	Cal State Fullerton	Big West	18	10	0	743	343	0
10	Florida	SEC	20	9	0	726	391	2
11	GEORGIA TECH	ACC	16	11	0	724	368	1
	Virginia	ACC	23	8	0	724	350	3
13	TCU	Big 12	23	5	0	698	362	0
	Vanderbilt	SEC	19	11	0	698	392	0
15	Texas A&M	SEC	20	10	0	686	400	3

QUICK FACTS

GENERAL INFORMATION

School..... Georgia Institute of Technology (Georgia Tech)
 Location..... Atlanta, Ga. 30332
 Enrollment..... 25,000
 Founded..... 1885
 Nickname..... Yellow Jackets, Rambling Wreck
 Mascot..... "Buzz" the Yellow Jacket
 Official Colors..... Old Gold and White
 Conference..... Atlantic Coast Conference (ACC)
 President..... Dr. G.P. "Bud" Peterson
 Faculty Athletic Representative..... Reginald DesRoches
 Director of Athletics..... Todd Stansbury
 Website..... www.RamblinWreck.com

BASEBALL STAFF (up to date records)

Head Coach..... Danny Hall
 Alma Mater, Year..... Miami-Ohio, 1977
 Overall Record..... 1,185-605-1 (.662), 30th year
 Record at GT..... 977-488-1 (.667), 24th year
 Office Phone..... (404) 894-5471
 Assistant Coach / Recruiting..... Bryan Prince (10th year)
 Alma Mater, Year..... Georgia Tech, 2005
 Assistant Coach..... Jason Howell (5th year)
 Alma Mater, Year..... North Carolina, 2002
 Volunteer Coach..... Mike Nickeas (3rd year)
 Alma Mater, Year..... Georgia Tech, 2015
 Undergraduate Assistant Coach..... Tyler Gibson
 Director of Baseball Operations..... Nick Scherer
 Strength and Conditioning..... Steve Tamborra
 Athletic Trainer..... Paul Wolkoff
 Equipment Manager..... David McDaniel

HISTORICAL INFORMATION (up to date records)

Record Since 1895..... 2,413-1,532-27 (.611)
 Record at Russ Chandler Stadium (1985-present)..... 885-269-1 (.767)
 ACC Regular Season Record (1980-present)..... 503-361-2 (.582)
 ACC Regular Season Championships..... 7
 1987, 1993, 1997, 2000, 2004, 2005, 2011
 ACC Tournament Appearances..... 37
 ACC Tournament Record..... 78-59 (.570)
 ACC Tournament Championships..... 9
 1985, 1986, 1987, 1988, 2000, 2003, 2005, 2012, 2014
 NCAA Tournament Appearances..... 31
 1959, 1971, 1985, 1986, 1987, 1988, 1989, 1990, 1991,
 1992, 1993, 1994, 1995, 1996, 1997, 1998, 2000, 2001,
 2002, 2003, 2004, 2005, 2006, 2008, 2009, 2010, 2011,
 2012, 2013, 2014, 2016
 NCAA Tournament Record..... 71-63 (.530)
 NCAA Super Regional Appearances..... 5
 2000, 2002, 2004, 2005, 2006
 College World Series Appearances..... 3
 1994 (2nd), 2002 (T-5th), 2006 (T-7th)
 College World Series Record..... 4-5 (.444)

STADIUM INFORMATION

Name..... Russ Chandler Stadium
 Year Opened..... 1985
 Year Renovated..... 2001
 Capacity..... 4,157
 Dimensions..... 329-382-390-350-334
 Fence Height..... 10 feet
 Press Box Number..... (404) 894-3167
 Address..... Fowler Street & Fifth Street, Atlanta, Ga. 30332

2017 TEAM INFORMATION

Lettermen (R/L)..... 23/10
 Starting Position Players (R/L)..... 7/3
 Starting Pitchers (R/L)..... 4/2
 Newcomers..... 12

2016 YEAR IN REVIEW

Overall Record..... 38-25
 ACC Record..... 13-16
 ACC Finish..... 4th, Coastal
 ACC Tournament..... 1-3
 NCAA Regional (Gainesville, Fla.)..... 2-2
 Final Ranking..... 30 (NCBWA), RV (USA Today)

GAME HIGHS

TEAM BATTING

At bats:	45	at Miami (Mar. 11, 2017)
Runs scored:	15	vs. Youngstown State (Feb. 24, 2017)
Hits:	18	at Mercer (Mar. 28, 2017)
RBIs:	15	vs. Youngstown State (Feb. 24, 2017)
Doubles:	5	at Mercer (Mar. 28, 2017)
	5	vs. Clemson (April 1, 2017)
Triples:	2	vs. Youngstown State (Feb. 25, 2017)
Home runs:	4	vs. Youngstown State (Feb. 24, 2017)
	4	at Miami (Mar. 12, 2017)
Total bases:	32	at Mercer (Mar. 28, 2017)
Walks:	7	at Wake Forest (Mar. 24, 2017)
	7	vs. Clemson (April 2, 2017)
Strikeouts:	18	vs. North Carolina (Mar. 17, 2017)
Sac hits:	3	vs. North Carolina (Mar. 18, 2017)
Sac flies:	2	vs. Youngstown State (Feb. 25, 2017)
	2	at Miami (Mar. 10, 2017)
Stolen bases:	6	vs. Youngstown State (Feb. 25, 2017)
Hit by pitch:	2	(6 times)
Caught stealing:	1	(6 times)
Runners LOB:	13	(4 times)
Hit into DP:	4	at Auburn (April 4, 2017)

TEAM FIELDING

Putouts:	36	vs. North Carolina (Mar. 18, 2017)
Assists:	13	at Miami (Mar. 11, 2017)
Errors:	4	vs. North Carolina (Mar. 19, 2017)
Passed balls:	1	vs. Youngstown State (Feb. 26, 2017)
	1	at Miami (Mar. 10, 2017)
	1	vs. Clemson (April 2, 2017)
DPs turned:	3	vs. North Carolina (Mar. 18, 2017)

TEAM PITCHING

Innings pitched:	12.0	vs. North Carolina (Mar. 18, 2017)
Runs allowed:	17	at Miami (Mar. 12, 2017)
	17	at Wake Forest (Mar. 25, 2017)
Earned runs:	16	at Miami (Mar. 12, 2017)
Walks allowed:	10	at Wake Forest (Mar. 25, 2017)
Strikeouts:	14	at Wake Forest (Mar. 24, 2017)
Hits allowed:	18	vs. Clemson (Mar. 31, 2017)
Doubles allowed:	6	vs. Auburn (Mar. 21, 2017)
Triples allowed:	3	at Miami (Mar. 10, 2017)
Homers allowed:	4	vs. Georgia State (Feb. 28, 2017)
	4	vs. Clemson (April 2, 2017)
Wild pitches:	4	at Wake Forest (Mar. 25, 2017)
Hit batters:	4	vs. Youngstown State (Feb. 26, 2017)
	4	at Miami (Mar. 11, 2017)
	4	at Miami (Mar. 12, 2017)

INDIVIDUAL BATTING

At bats:	6	(9 times)
Runs scored:	4	Wade Bailey vs. Georgia State (Feb. 28, 2017)
	4	Wade Bailey at Mercer (Mar. 28, 2017)
Hits:	5	Joey Bart at Mercer (Mar. 28, 2017)
RBIs:	5	Kel Johnson vs. Georgia State (Feb. 28, 2017)
	5	Joey Bart at Mercer (Mar. 28, 2017)
Doubles:	2	(10 times)
Triples:	1	Trevor Craport vs. W. Michigan (Feb. 19, 2017)
	1	Ryan Peurifoy vs. Youngstown St. (Feb. 25, 2017)
	1	Wade Bailey vs. Youngstown St. (Feb. 25, 2017)
Home runs:	3	Kel Johnson at Ga. Southern (Feb. 21, 2017)
Total bases:	12	Kel Johnson at Ga. Southern (Feb. 21, 2017)
Walks:	3	Coleman Poje vs. Auburn (Mar. 21, 2017)
Strikeouts:	4	Kel Johnson at Miami (Mar. 12, 2017)
Sac hits:	2	Keenan Innis vs. Clemson (April 1, 2017)
Sac flies:	1	(12 times)
Stolen bases:	2	Trevor Craport vs. Youngstown St. (Feb. 25, 2017)
	2	Wade Bailey vs. Youngstown St. (Feb. 25, 2017)
Hit by pitch:	1	(23 times)
Caught stealing:	1	(6 times)
Runners LOB:	6	Trevor Craport vs. Marshall (Feb. 18, 2017)

INDIVIDUAL FIELDING

Putouts:	14	Joey Bart at Wake Forest (Mar. 24, 2017)
Assists:	5	Wade Bailey vs. North Carolina (Mar. 18, 2017)
	5	Austin Wilhite vs. Clemson (Mar. 31, 2017)
Errors:	2	(4 times)
Passed balls:	1	Kyle McCann vs. Youngstown St. (Feb. 26, 2017)
	1	Joey Bart at Miami (Mar. 10, 2017)
	1	Joey Bart vs. Clemson (April 2, 2017)

INDIVIDUAL PITCHING

Innings pitched:	6.0	Xzavion Curry vs. Belmont (Mar. 3, 2017)
	6.0	Xzavion Curry vs. North Carolina (Mar. 17, 2017)
	6.0	Jay Shadday vs. Clemson (April 1, 2017)
Runs allowed:	8	Keyton Gibson vs. Youngstown St. (Feb. 26, 2017)
	8	Xzavion Curry at Miami (Mar. 10, 2017)
Earned runs:	8	Keyton Gibson vs. Youngstown St. (Feb. 26, 2017)
Walks allowed:	5	Jonathan Hughes vs. N. Carolina (Mar. 18, 2017)
	5	Xzavion Curry vs. Clemson (Mar. 31, 2017)
	5	Jonathan Hughes at Auburn (April 4, 2017)
Strikeouts:	8	Jay Shadday vs. N. Carolina (Mar. 19, 2017)
Hits allowed:	8	(5 times)
Doubles allowed:	3	Jared Datoc vs. Auburn (Mar. 21, 2017)
	3	Xzavion Curry at Wake Forest (Mar. 24, 2017)
	3	Jay Shadday vs. Clemson (April 1, 2017)
Triples allowed:	3	Xzavion Curry at Miami (Mar. 10, 2017)
Homers allowed:	3	Robert Winborne vs. Clemson (April 2, 2017)
Wild pitches:	3	J. Hughes at Wake Forest (Mar. 25, 2017)
Hit batters:	2	Jonathan Hughes (3 times)

SERIES BY SERIES STATS

HITTING	W-L	Avg.	R	H	2B	3B	HR	RBI	BB	K	SB
ATL Challenge	3-0	.327	24	35	5	1	5	22	11	15	1
Ga. Southern	1-0	.342	10	13	2	0	3	7	3	12	2
Youngstown St.	2-1	.342	32	38	7	2	6	30	11	13	7
Georgia State	1-0	.342	12	13	3	0	3	12	6	4	0
Kennesaw State	*both games rained out										
Belmont	2-1	.345	27	38	10	0	5	26	10	16	3
Miami *	1-2	.293	22	36	11	0	5	20	10	37	1
Oklahoma	1-0	.214	2	6	2	0	0	2	5	3	0
North Carolina *	1-2	.206	13	22	6	0	4	13	13	42	0
Auburn	1-1	.282	15	20	3	0	5	14	6	13	1
Wake Forest *	1-2	.289	19	35	8	0	4	15	13	37	1
Mercer	1-0	.409	11	18	5	0	3	10	3	14	0
Clemson *	1-2	.300	17	30	10	0	3	17	11	27	0
Notre Dame *											
Georgia											
Louisville *											
Virginia Tech *											
UIC											
Pittsburgh *											
Duke *											
Virginia *											

PITCHING	W-L	ERA	IP	H	R	ER	BB	K	Opp. Avg.		
ATL Challenge	3-0	2.33	27.0	25	9	7	9	22	.243		
Ga. Southern	1-0	3.00	9.0	14	3	3	4	5	.341		
Youngstown St.	2-1	6.33	27.0	31	24	19	12	25	.290		
Georgia State	1-0	5.00	9.0	5	5	5	5	13	.156		
Kennesaw State	*both games rained out										
Belmont	2-1	5.00	27.0	21	16	15	18	22	.216		
Miami *	1-2	9.33	27.0	37	32	28	23	28	.339		
Oklahoma	1-0	0.00	9.0	2	0	0	2	9	.067		
North Carolina *	1-2	3.00	30.0	25	15	10	12	27	.225		
Auburn	1-1	7.00	18.0	20	15	14	11	16	.290		
Wake Forest *	1-2	7.33	27.0	34	31	22	23	29	.301		
Mercer	1-0	3.00	9.0	5	3	3	5	7	.172		
Clemson *	1-2	8.33	27.0	37	25	25	21	22	.330		
Notre Dame *											
Georgia											
Louisville *											
Virginia Tech *											
UIC											
Pittsburgh *											
Duke *											
Virginia *											

MONTH-BY-MONTH

UNDER COACH DANNY HALL (1994-2017)

Year	Jan./Feb.	Mar.	Apr.	May/June	Final
1994	6-2	15-2	13-6	16-7	50-17
1995	7-3	11-6	13-6	7-7	38-22
1996	4-6	15-3	11-8	10-7	40-24
1997	9-0	18-2	9-8	10-5	46-15
1998	8-4	13-5	11-8	9-5	41-22
1999	8-4	15-2	8-9	7-5	38-20
2000	8-3	13-5	16-3	13-5	50-16
2001	10-1	12-6	11-7	8-6	41-20
2002	8-1	14-3	14-5	16-7	52-16
2003	7-0	14-5	11-6	12-7	44-18
2004	6-3	10-8	9-6	19-4	44-21
2005	7-2	14-3	10-7	14-7	45-19
2006	10-0	12-4	11-8	17-6	50-18
2007	6-5	12-6	9-6	5-8	32-25
2008	5-1	17-4	9-8	10-8	41-21
2009	6-1	12-3	10-7-1	10-8	38-19-1
2010	7-1	15-2	13-5	12-7	47-15
2011	5-3	16-2	10-8	11-8	42-21
2012	7-2	11-8	8-9	12-7	38-26
2013	8-1	13-5	7-10	9-11	37-27
2014	5-4	10-9	11-6	11-8	37-27
2015	7-3	11-7	8-7	6-6	32-23
2016	7-0	12-5	10-9	9-11	38-25
2017	7-1	7-9	2-1	-	15-11
TOTALS	168-51	244-163-1	977-488-1		
	312-114	253-160			

GAME-WINNING PLAYS

Game-winning plays are ones that give Tech the lead or break a tie en route to win

Game	Play	Inn.	Final
BYU	Peurifoy solo home run	2	5-3
Marshall	Austin Wilhite RBI single thru the right side	2	11-3
WMU	Two-run double by Bailey	3	8-3
at Ga. Southern	Bart RBI single	1	10-3
YSU	Bart RBI single	1	15-6
YSU	Johnson RBI single	1	14-6
Georgia State	Bart three-run home run	1	12-5
Belmont	Johnson Sac Fly	1	12-3
Belmont	Bailey RBI single	2	10-2
at Miami	Murray with a 2-run error by 1B	11	7-5
Oklahoma	Austin Wilhite with an RBI double	7	2-0
North Carolina	Johnson walk-off two-run home run	12	4-2
Wake Forest	Peurifoy solo home run in the 11th	11	7-6
at Mercer	Murray RBI double with two outs	3	11-3
Clemson	Johnson solo home run	4	5-1
at Auburn	McCann two-run home run	5	11-8

– walkoff win

GAME WINNING RBI LEADERS

	2017	CAREER
Kel Johnson	5	19
Wade Bailey	2	7
Joey Bart	3	6
Ryan Peurifoy	2	5
Brandt Stallings	-	3
Tristin English	-	3
Austin Wilhite	2	2
Kyle McCann	1	1
Chase Murray	1	1
Trevor Craport	-	1
Keenan Innis	-	1

GAME WINNING RUNS LEADERS

	2017	CAREER
Wade Bailey	5	15
Keenan Innis	1	8
Ryan Peurifoy	3	4
Tristin English	-	4
Carter Hall	-	4
Trevor Craport	1	3
Kyle McCann	2	2
Joey Bart	2	2
Kel Johnson	1	1
Chase Murray	1	1

GAMES STARTED (POSITION PLAYERS)

Player	2017	CAREER	CURRENT STREAK
Wade Bailey	27	139	43
Joey Bart	27	69	27
Trevor Craport	27	83	55
Tristin English	-	58	46
Carter Hall	4	17	-
Keenan Innis	8	78	-
Kel Johnson	27	127	42
Kyle McCann	12	12	1
Parker McCoy	1	1	-
Chase Murray	21	21	1
Ryan Peurifoy	27	151	30
Coleman Poje	23	27	16
Brandt Stallings	13	48	-
Austin Wilhite	26	26	21
Patrick Wiseman	1	1	-

STREAKS (POSITION PLAYERS)

PLAYER	HITTING		ON-BASE	
	CURRENT	LONGEST	CURRENT	LONGEST
Wade Bailey	5	15	5	15
Joey Bart	1	10	1	10
Trevor Craport	8	11	8	18
Tristin English	-	8	-	8
Carter Hall	3	3	3	11
Keenan Innis	-	5	-	8
Kel Johnson	7	22	7	24
Kyle McCann	1	4	4	5
Parker McCoy	1	1	2	2
Chase Murray	4	6	4	6
Ryan Peurifoy	4	8	4	10
Coleman Poje	2	4	6	9
Paxton Rigby	-	-	1	1
Brenton Sanders	-	1	-	1
Brandt Stallings	3	6	3	9
Austin Wilhite	7	7	11	11
Nick Wilhite	1	1	1	1
Patrick Wiseman	-	1	-	1

PINCH HITTING BREAKDOWN

PLAYER	AVG.	AB-H-RBI	2B-3B-HR	BB-HP-SO
Keenan Innis	.000	4-0-0	0-0-0	1-0-0
Kyle McCann	.250	4-1-3	0-0-1	1-0-2
Parker McCoy	1.000	1-1-0	0-0-0	0-0-0
Chase Murray	.000	2-0-0	0-0-0	0-0-1
Coleman Poje	.000	1-0-0	0-0-0	1-0-0
Paxton Rigby	.000	3-0-0	0-0-0	1-0-2
Brenton Sanders	.333	3-1-0	0-0-0	0-0-1
Brandt Stallings	.333	3-1-1	1-0-0	0-0-0
Nick Wilhite	.000	3-0-0	0-0-0	1-0-3
Patrick Wiseman	.000	4-0-0	0-0-0	0-0-3

CAREER HOME RUNS

* – Leadoff ITP – Inside-the-Park GS – Grand Slam

WADE BAILEY	Opponent	On Base	Inning	Outs	Count	Score	Final
1. April 5, 2015	at Virginia Tech	* 0	4	0	3-2	5-3	W, 7-6
2. Feb. 27, 2016	UMBC	. 1 . . .	8	2	0-0	7-2	W, 9-2
3. Mar. 18, 2016	Virginia Tech	* 0	4	0	1-0	7-0	W, 14-4
4. Mar. 26, 2016	at North Carolina	* 0	7	0	2-1	3-0	W, 6-0
5. April 5, 2016	at Mercer	0	4	1	2-1	5-1	W, 6-5
6. Mar. 12, 2017	at Miami	* 0	1	0	2-1	0-0	L, 7-17
7. Mar. 28, 2017	at Mercer	* 0	6	0	1-1	5-1	W, 11-3

JOEY BART	Opponent	On Base	Inning	Outs	Count	Score	Final
1. June 5, 2016	vs. UConn	. . . 2 .	4	2	0-0	2-0	W, 7-5
2. Feb. 18, 2016	Marshall	0	2	2	1-2	5-0	W, 11-3
3. Feb. 24, 2017	Youngstown State	0	3	2	0-0	11-0	W, 15-6
4. Feb. 28, 2017	Georgia State	. . . 2 .	1	0	1-0	0-0	W, 12-5
5. Mar. 3, 2017	Belmont	0	8	1	0-2	11-3	W, 12-3
6. Mar. 4, 2017	Belmont	. 1 . . .	1	1	1-0	0-2	W, 10-2
7. Mar. 4, 2017	Belmont	0	6	1	2-0	6-2	W, 10-2
8. Mar. 5, 2017	Belmont	. 1 . . .	5	1	1-1	2-7	L, 5-11
9. Mar. 10, 2017	at Miami	. 1 . . .	3	2	1-1	0-4	L, 8-10
10. Mar. 17, 2017	North Carolina	0	6	1	2-0	2-4	L, 5-6
11. Mar. 28, 2017	at Mercer	0	6	0	2-1	6-1	W, 11-3
12. Mar. 28, 2017	at Mercer	. . . 2 .	7	2	3-1	7-1	W, 11-3

TREVOR CRAPORT	Opponent	On Base	Inning	Outs	Count	Score	Final
1. Feb. 20, 2016	Purdue	0	6	1	1-0	2-2	W, 5-2
2. April 23, 2016	at Clemson	0	5	2	1-1	12-1	W, 16-1
3. May 9, 2016	Miami	* 0	2	0	0-1	2-1	L, 6-17
4. May 10, 2016	Savannah State	0	6	1	1-1	9-3	W, 21-3
5. May 15, 2016	at Virginia	* 0	2	0	3-2	0-2	W, 5-4
6. May 15, 2016	at Virginia	* 0	4	0	2-2	2-4	W, 5-4
7. May 24, 2016	vs. Boston College	0	4	1	2-1	1-0	W, 6-0
8. Feb. 18, 2016	Marshall	. 1 . . .	2	2	0-1	3-0	W, 11-3
9. Mar. 3, 2017	Belmont	. 1 . . .	2	1	3-2	4-0	W, 12-3
10. Mar. 17, 2017	North Carolina	0	6	1	2-0	3-4	L, 5-6

TRISTIN ENGLISH	Opponent	On Base	Inning	Outs	Count	Score	Final
1. April 17, 2016	NC State	0	5	2	2-1	4-5	W, 14-7
2. April 23, 2016	at Clemson	. . . 2 .	1	1	0-0	1-0	W, 16-1
3. April 23, 2016	at Clemson	0	5	1	1-1	11-1	W, 16-1
4. May 24, 2016	vs. Boston College	. 1 . . .	9	1	1-1	4-0	W, 6-0
5. June 4, 2016	vs. Bethune-Cookman	. . . 2 .	9	0	1-1	8-3	W, 12-3

CARTER HALL	Opponent	On Base	Inning	Outs	Count	Score	Final
1. April 23, 2016	at Clemson	. 1 . . .	8	1	2-1	14-1	W, 16-1
2. Mar. 21, 2017	Auburn	. 1 . . .	7	1	0-1	2-7	L, 4-7

CAREER HOME RUNS

* – Leadoff ITP – Inside-the-Park GS – Grand Slam

KEL JOHNSON	Opponent	On Base	Inning	Outs	Count	Score	Final
1. Feb. 13, 2015	St. John's	. 1 . . .	7	2	2-2	11-3	W, 17-3
2. Feb. 14, 2015	Fordham	0	5	1	1-0	3-4	W, 7-5
3. Feb. 17, 2015	at Georgia Southern	. . . 3 GS	7	2	2-2	1-4	W, 7-4
4. Feb. 21, 2015	at Coastal Carolina	0	1	2	2-2	0-0	L, 5-7
5. Mar 6, 2015	Notre Dame	* 0	4	0	0-0	0-2	L, 2-3
6. Mar. 10, 2015	Georgia Southern	. 1 . . .	1	1	1-1	0-1	W, 22-6
7. Mar. 20, 2015	North Carolina	. 1 . . .	8	1	1-2	1-3	L, 3-5
8. May 3, 2015	Presbyterian	0	1	2	1-0	2-0	W, 10-2
9. May 3, 2015	Presbyterian	. 1 . . .	8	0	0-0	6-2	W, 10-2
10. May 8, 2015	Pitt	. 1 . . .	1	2	0-1	1-1	W, 9-1
11. Feb. 20, 2016	Western Michigan	. 1 . . .	5	0	1-0	6-0	W, 13-0
12. Mar. 5, 2016	Western Carolina	. . 2 . .	1	1	2-2	0-2	W, 14-3
13. Mar. 20, 2016	Virginia Tech	. . . 3 GS	6	0	0-2	6-1	W, 16-8
14. Mar. 26, 2016	at North Carolina	. 1 . . .	5	2	3-2	2-0	W, 6-0
15. Mar. 30, 2016	Georgia Southern	* 0	7	0	1-2	5-1	W, 6-1
16. April 1, 2016	Duke	* 0	4	0	0-1	0-0	W, 3-2
17. April 2, 2016	Duke	0	4	2	0-0	6-6	L, 13-14
18. April 6, 2016	Kennesaw State	. 1 . . .	1	2	0-0	0-0	W, 4-2
19. May 9, 2016	Miami	0	1	2	1-0	1-1	L, 6-17
20. May 14, 2016	at Virginia	0	4	2	3-2	1-7	L, 4-9
21. May 18, 2016	vs. Georgia (Turner Field)	0	10	1	1-0	5-3	W, 6-3 (10)
22. Feb. 17, 2016	BYU	. 1 . . .	5	1	0-0	3-0	W, 5-3
23. Feb. 18, 2016	Marshall	0	2	2	0-1	6-0	W, 11-3
24. Feb. 21, 2017	at Georgia Southern	* 0	3	0	1-0	5-0	W, 10-3
25. Feb. 21, 2017	at Georgia Southern	0	7	1	3-2	7-2	W, 10-3
26. Feb. 21, 2017	at Georgia Southern	. 1 . . .	9	2	0-2	8-2	W, 10-3
27. Feb. 28, 2017	Georgia State	0	1	0	0-1	3-0	W, 12-5
28. Mar. 18, 2017	North Carolina	. 1 . . .	12	2	0-0	2-2	W, 4-2
29. Mar. 25, 2017	at Wake Forest	0	6	1	1-0	1-11	L, 8-17
30. April 1, 2017	Clemson	0	4	1	3-2	1-0	W, 5-1

KYLE MCCANN	Opponent	On Base	Inning	Outs	Count	Score	Final
1. Feb. 24, 2017	Youngstown State	* 0	8	0	3-1	14-6	W, 15-6
2. Feb. 25, 2017	Youngstown State	. 1	6	1	1-2	10-6	W, 14-6
3. Mar. 19, 2017	North Carolina	. 1	3	1	0-0	1-0	L, 4-7
4. April 4, 2017	at Auburn	. 1	5	0	1-2	7-8	W, 11-8

CHASE MURRAY	Opponent	On Base	Inning	Outs	Count	Score	Final
1. Feb. 24, 2017	Youngstown State	. . 2 . .	2	2	1-1	8-0	W, 15-6
2. Mar. 12, 2017	at Miami	. 1	8	0	0-0	4-13	L, 7-17

RYAN PEURIFOY	Opponent	On Base	Inning	Outs	Count	Score	Final
1. May 3, 2015	Presbyterian	0	8	0	1-0	8-2	W, 10-2
2. May 6, 2015	at Mercer	. 1	2	1	0-0	0-1	W, 9-7
3. April 12, 2016	Georgia	* 0	9	0	3-2	0-3	L, 1-3
4. May 15, 2016	at Virginia	0	2	1	0-0	1-2	W, 5-4
5. May 21, 2016	Boston College	0	4	1	3-2	1-5	L, 6-7
6. Feb. 17, 2017	BYU	0	2	2	0-0	0-0	W, 5-3
7. Mar. 12, 2017	at Miami	0	6	2	1-0	3-9	L, 7-17
8. Mar. 24, 2017	at Wake Forest	* 0	11	0	0-0	6-6	W, 7-6
9. April 1, 2017	Clemson	. 1	5	1	1-1	2-0	W, 5-1

COLEMAN POJE	Opponent	On Base	Inning	Outs	Count	Score	Final
1. May 10, 2016	Savannah State	. . 2 . .	6	0	0-0	11-3	W, 21-3
2. May 10, 2016	Savannah State	. . 2 . ITP	8	2	1-2	14-3	W, 21-3
3. Feb. 24, 2017	Youngstown State	* 0	4	0	1-2	12-3	W, 15-6
4. Mar. 12, 2017	at Miami	0	9	1	0-0	6-17	L, 7-17
5. Mar. 21, 2017	Auburn	0	6	1	2-1	1-7	L, 4-7
6. Mar. 24, 2017	at Wake Forest	* 0	2	0	2-2	0-2	W, 7-6
7. Mar. 24, 2017	at Wake Forest	* 0	4	0	1-0	1-2	W, 7-6
8. Mar. 31, 2017	Clemson	. 1	6	2	1-2	1-9	L, 6-11
9. April 4, 2017	at Auburn	. 1	9	2	1-0	9-8	W, 11-8

MULTIPLE HIT GAMES

	2017 SEASON					CAREER				
	2	3	4	5+	Total	2	3	4	5+	Total
Bailey	9	5	-	-	14	31	12	3	1	47
Bart	5	5	-	1	11	15	8	-	1	24
Craport	8	3	1	-	12	22	7	3	-	32
English	-	-	-	-	-	16	5	1	-	22
Hall	1	-	-	-	1	4	-	-	-	4
Innis	1	-	-	-	1	16	6	-	-	22
Johnson	5	2	1	-	8	30	11	3	-	44
McCann	2	-	-	-	2	2	-	-	-	2
Murray	6	-	-	-	6	6	-	-	-	6
Peurifoy	4	1	-	-	5	25	9	1	-	35
Poje	7	1	1	-	9	8	1	1	-	10
Stallings	1	-	-	-	1	7	4	-	-	11
A. Wilhite	4	6	-	-	10	4	6	-	-	10
Wiseman	-	-	-	-	-	1	-	-	-	1

MULTIPLE RBI GAMES

	2017 SEASON					CAREER				
	2	3	4	5+	Total	2	3	4	5+	Total
Bailey	3	3	-	-	6	10	6	-	-	16
Bart	2	2	2	1	7	6	5	3	1	15
Craport	2	-	1	-	3	4	3	1	-	11
English	-	-	-	-	-	7	2	2	1	12
Hall	1	-	-	-	1	2	-	-	-	2
Innis	1	1	-	-	2	4	2	-	-	6
Johnson	5	1	1	1	8	17	7	2	3	28
McCann	3	-	-	-	3	3	-	-	-	3
Murray	2	2	-	-	4	2	2	-	-	4
Peurifoy	2	1	-	-	3	12	3	-	-	15
Poje	3	1	-	-	4	3	1	-	1	5
Stallings	1	-	-	-	1	5	4	2	-	11
A. Wilhite	3	-	1	-	4	3	-	1	-	4

CAREER WALK-OFF HITS

Player (Date)	Play	Inn.	Final
Peurifoy vs. Clemson (4/26/15)	Single scored Smith	B10	5-4
Johnson vs. WCU (3/4/16)	Single scored Justus	B9	5-4
Johnson vs. N. Carolina (3/18/17)	Two-run home run	B12	4-2

CAREER HOME RUNS

* – Leadoff ITP – Inside-the-Park GS – Grand Slam

BRANDT STALLINGS	Opponent	On Base	Inning	Outs	Count	Score	Final
1. Feb. 27, 2016	UMBC	. 1 . .	4	2	2-1	2-1	W, 9-2
2. March 1, 2016	Georgia State	. . 2 .	4	1	0-0	2-3	W, 11-6
3. April 2, 2016	Duke	. 1 . .	6	2	0-0	10-10	L, 13-14
4. April 16, 2016	NC State	. . 2 .	6	1	1-0	2-13	L, 6-15
5. April 17, 2016	NC State	. . 2 .	8	2	1-1	11-7	W, 16-7
6. April 29, 2016	Coastal Carolina	. . . 3 GS	5	1	1-1	4-1	W, 9-1
7. May 14, 2016	at Virginia	* 0 . . .	3	0	1-1	0-5	L, 4-9
8. Feb. 26, 2017	Youngstown State	* 0 . . .	2	0	1-1	0-8	L, 3-12
9. Feb. 28, 2017	Georgia State	0 . . .	3	1	1-0	5-2	W, 12-5

AUSTIN WILHITE	Opponent	On Base	Inning	Outs	Count	Score	Final
1. Mar. 21, 2017	Auburn	0 . . .	5	1	1-0	0-5	L, 4-7

2017 HONORS

KEL JOHNSON:

- * 2017 NCBWA Division I Preseason All-America Second Team
- * Collegiate Baseball 2017 Preseason All-American Third Team
- * College Sports Madness 2017 Preseason All-American
- * 2017 Perfect Game Preseason ACC All-Conference Team
- * USA Baseball Golden Spikes Award Preseason Watch List

TREVOR CRAPORT:

- * 2017 NCBWA Division I Preseason All-America Third Team

JOEY BART:

- * 2017 Johnny Bench Award Watch List
- * Collegiate Baseball National Player of the Week (March 6, 2017)
- * Perfect Game/Rawlings Player of the Week (March 7, 2017)
- * ACC Player of the Week (March 6, 2017)

YELLOW JACKETS BIG INNINGS *

DATE	OPPONENT	INN.	BATTERS	R	H	E	SCORE
2/18	Marshall	2nd	12	7	7	1	W, 11-3
2/19	Western Michigan	3rd	8	4	5	0	W, 8-3
2/19	Western Michigan	8th	9	4	4	1	W, 8-3
2/21	at Georgia Southern	1st	9	5	4	1	W, 10-3
2/24	Youngstown State	1st	12	8	7	1	W, 15-6
2/25	Youngstown State	1st	9	5	6	0	W, 14-6
2/25	Youngstown State	6th	8	4	3	1	W, 14-6
2/28	Georgia State	1st	9	4	5	0	W, 12-5
3/3	Belmont	2nd	8	5	3	1	W, 12-3
3/10	at Miami	5th	9	5	4	0	L, 8-10
3/11	at Miami	7th	8	4	4	1	W, 7-5 (11)
3/25	at Wake Forest	8th	9	5	5	1	L, 8-17
3/28	at Mercer	3rd	8	4	4	0	W, 11-3
4/2	Clemson	8th	8	4	3	0	L, 6-13
4/4	at Auburn	1st	8	5	4	1	W, 11-8

RECORD WITH A BIG INNING: 10-3

OPPONENT BIG INNINGS *

DATE	OPPONENT	INN.	BATTERS	R	H	E	SCORE
2/25	Youngstown State	6th	8	5	4	1	W, 14-6
2/26	Youngstown State	2nd	11	8	5	0	L, 3-12
3/5	Belmont	2nd	9	4	4	0	L, 5-11
3/12	at Miami	7th	9	4	3	0	L, 7-17
3/12	at Miami	8th	7	4	1	0	L, 7-17
3/25	at Wake Forest	2nd	10	5	4	1	L, 8-17
3/25	at Wake Forest	4th	8	5	4	1	L, 8-17
3/25	at Wake Forest	6th	7	4	1	0	L, 8-17
3/31	Clemson	4th	10	5	5	0	L, 6-11
4/2	Clemson	2nd	10	7	6	1	L, 6-13
4/4	at Auburn	3rd	12	8	5	0	W, 11-8

RECORD WHEN ALLOWING A BIG INNING: 2-6

* FOUR OR MORE RUNS

STARTING PITCHERS GAME-BY-GAME

PITCHER	DATE	OPPONENT	DEC.	IP	H	R	ER	BB	SO	NP	SCORE	FINAL
											W/LEFT	SCORE
Xzavion Curry	2/17	BYU	W	5.0	5	0	0	1	5	75	5-0	5-3
Jonathan Hughes	2/18	Marshall	ND	4.0	2	0	0	3	7	71	11-0	11-3
Keyton Gibson	2/19	WMU	W	5.0	2	1	1	1	3	69	4-1	8-3
Ben Parr	2/21	Ga. Southern	ND	4.2	8	1	1	3	1	79	7-1	10-3
Xzavion Curry	2/24	YSU	W	5.0	7	3	3	2	5	95	14-3	15-6
Jonathan Hughes	2/25	YSU	ND	3.0	2	1	1	2	0	41	5-1	14-6
Keyton Gibson	2/26	YSU	L	1.2	5	8	8	2	2	57	0-8	3-12
Ben Parr	2/28	GSU	ND	3.0	2	2	2	3	4	64	8-2	12-5
Xzavion Curry	3/3	Belmont	W	6.0	1	0	0	2	7	90	9-0	12-3
Jonathan Hughes	3/4	Belmont	W	5.0	3	2	2	1	6	81	6-2	10-2
Keyton Gibson	3/5	Belmont	L	0.2	3	3	3	1	0	20	0-3	5-11
Xzavion Curry	3/10	at Miami *	L	4.0	7	8	5	2	6	89	7-7	8-10
Jonathan Hughes	3/11	at Miami *	ND	4.0	4	3	3	3	2	79	1-3	7-5 (11)
Jake Lee	3/12	at Miami *	L	2.1	8	7	7	1	2	44	1-6	7-17
Ben Schniederjans	3/14	Oklahoma	ND	5.0	1	0	0	2	6	72	0-0	2-0
Xzavion Curry	3/17	N. Carolina *	L	6.0	8	5	4	2	4	104	4-4	5-6
Jonathan Hughes	3/18	N. Carolina *	ND	4.0	3	1	1	5	3	79	2-1	4-2 (12)
Jay Shadday	3/19	N. Carolina *	ND	5.0	2	0	0	1	8	74	4-0	4-7
Ben Schniederjans	3/21	Auburn	L	4.0	3	3	2	2	5	64	0-3	4-7
Xzavion Curry	3/24	at Wake *	ND	5.1	6	4	4	3	4	94	3-3	7-6 (11)
Jonathan Hughes	3/25	at Wake *	L	1.2	6	6	1	3	1	52	0-6	8-17
Jay Shadday	3/26	at Wake *	L	3.2	8	4	4	3	2	98	2-4	4-8
Ben Schniederjans	3/28	at Mercer	W	5.0	2	1	1	3	2	71	7-0	11-3
Xzavion Curry	3/31	Clemson *	L	4.1	8	6	6	5	5	98	1-6	6-11
Jay Shadday	4/1	Clemson *	W	6.0	5	1	1	4	5	102	5-1	5-1
Ben Schniederjans	4/2	Clemson *	L	1.0	4	6	6	3	0	34	1-3	6-13
Jonathan Hughes	4/4	at Auburn	ND	2.1	2	5	5	5	0	65	5-3	11-8

STARTING PITCHER RECORDS

PITCHER	2017 STARTS	2017	CAREER
Micah Carpenter	-	-	0-0
Xzavion Curry	7	3-3	3-3
Burton Dulaney	-	-	1-2
Keyton Gibson	3	1-2	4-4
Jonathan Hughes	7	1-1	4-2
Jonathan King	-	-	10-8
Jake Lee	1	0-1	2-4
Ben Parr	2	0-0	9-9
Zac Ryan	-	-	2-5
Ben Schniederjans	4	1-2	1-3
Jay Shadday	3	1-1	1-1

* CAREER RECORD IS RECORD AS A STARTER (NOT OVERALL)

STARTING PITCHER STATS (2017)

PITCHER	STARTS	IP	W-L	ERA
Xzavion Curry	7	35.2	3-3	5.55
Keyton Gibson	3	7.1	1-2	14.73
Jonathan Hughes	7	24.0	1-1	4.88
Jake Lee	1	2.1	0-1	27.00
Ben Parr	2	7.2	0-0	3.52
Ben Schniederjans	4	15.0	1-2	5.40
Jay Shadday	3	14.2	1-1	3.07

* STATS AS A STARTER IN 2017 (NOT OVERALL)

SAVE OPPORTUNITIES

PITCHER	2017	CAREER
Burton Dulaney	1-1	4/4
Jonathan King	-	2/-
Jake Lee	1/1	2/2
Zack Ryan	2/2	11/-

INHERITED RUNNERS

PITCHER	2017	CAREER
Andy Archer	3/3	3/3
Micah Carpenter	8/6	18/10
Bailey Combs	0/0	3/1
Trevor Craport	-	3/0
Xzavion Curry	-	-
Jared Datoc	17/6	28/10
Burton Dulaney	2/2	12/7
Keyton Gibson	3/2	12/6
Garrett Gooden	0/0	0/0
Jonathan Hughes	-	-
Jonathan King	0/0	4/1
Jake Lee	7/3	18/12
Ben Parr	0/0	37/19
Zac Ryan	9/4	63/23
Ben Schniederjans	2/0	8/2
Jay Shadday	3/1	3/1
Nick Wilhite	1/0	1/0
Robert Winborne	10/4	21/11
Patrick Wiseman	-	4/1

OUT OF THE BULLPEN

PITCHER	W-L-S	APPEARANCES	ERA	IP	H	R	ER	BB	K	B/AVG.
Ben Parr *	1-0-0	1	0.00	1.0	0	0	0	0	1	.000
Jay Shadday *	1-0-0	7	0.96	9.1	7	6	1	1	6	.200
Zac Ryan	3-1-2	14	1.73	26.0	21	9	5	11	22	.223
Burton Dulaney	0-0-1	6	3.18	5.2	3	3	2	5	6	.176
Micah Carpenter	0-0-0	11	3.55	12.2	15	5	5	7	11	.294
Jake Lee *	1-0-1	7	4.85	13.0	13	7	7	6	11	.255
Ben Schniederjans *	0-0-0	5	5.06	5.1	6	4	3	3	6	.250
Andy Archer	0-0-0	6	5.19	8.2	6	5	5	3	7	.194
Jared Datoc	3-0-0	16	5.47	26.1	30	19	16	16	28	.286
Robert Winborne	0-0-0	13	6.23	17.1	20	12	12	6	19	.290
Bailey Combs	0-0-0	6	7.71	7.0	10	8	6	3	7	.313
Keyton Gibson *	0-0-0	3	8.10	3.1	2	3	3	4	4	.182
Jonathan King	0-0-0	3	27.00	1.2	3	5	5	4	1	.375
Garrett Gooden	0-0-0	4	37.80	1.2	2	8	7	6	1	.286
Nick Wilhite	0-0-0	2	81.00	0.1	1	3	3	2	0	1.000

* DOES NOT INCLUDE STARTS

BULLPEN GAME-BY-GAME

OPPONENT	DATE	W-L-S	PITCHERS	INN.	IP	H	R-ER	BB-SO
BYU	2/17	0-0-1	Lee, Datoc, Ryan	6th	4.0	6	3-3	1-1
Marshall	2/18	1-0-0	Parr, Shadday, Schniederjans, Winborne, Combs	5th	5.0	4	3-3	1-3
Western Michigan	2/19	0-0-0	King, Datoc, Shadday, Carpenter, Ryan	6th	4.0	6	2-0	2-3
at Ga. Southern	2/21	1-0-0	Datoc, Carpenter, Winborne, Schniederjans	5th	4.1	6	2-2	1-4
Youngstown St.	2/24	0-0-0	Winborne, Lee, Dulaney	6th	4.0	7	3-3	1-3
Youngstown St.	2/25	1-0-0	Datoc, Shadday, Carpenter, Archer	4th	6.0	6	5-1	3-7
Youngstown St.	2/26	0-0-0	Winborne, Gooden, Dulaney, Combs, Ryan	2nd	7.1	4	4-3	2-8
Georgia State	2/28	1-0-0	Datoc, Archer, King	4th	6.0	3	3-3	2-9
Belmont	3/3	0-0-1	King, Lee	7th	3.0	2	3-3	5-2
Belmont	3/4	0-0-0	Datoc, Carpenter, Ryan	6th	4.0	3	0-0	3-2
Belmont	3/5	0-0-0	Winborne, Carpenter, Schniederjans, Ryan, Shadday	1st	8.1	9	8-7	6-5
at Miami *	3/10	0-0-0	Datoc, Carpenter	5th	4.0	3	2-2	5-5
at Miami *	3/11	1-0-1	Schniederjans, Winborne, Ryan, Dulaney	5th	7.0	8	2-2	4-8
at Miami *	3/12	0-0-0	Winborne, Archer, Dulaney, Datoc, Shadday, N. Wilhite, Carpenter, Gooden, Gibson	3rd	5.2	7	10-9	8-5
Oklahoma	3/14	1-0-0	Shadday	6th	4.0	1	0-0	0-3
North Carolina *	3/17	0-0-0	Datoc, Ryan	7th	3.0	3	1-1	0-2
North Carolina *	3/18	1-0-0	Winborne, Shadday, Datoc, Ryan	5th	8.0	4	1-1	0-8
North Carolina *	3/19	0-1-0	Carpenter, Dulaney, Wilhite, Lee, Winborne, Ryan	6th	4.0	5	7-3	4-2
Auburn	3/21	0-0-0	Datoc, Winborne, Ryan	5th	5.0	8	4-4	2-5
at Wake Forest *	3/24	1-0-0	Datoc, Ryan	6th	5.2	1	2-2	2-10
at Wake Forest *	3/25	0-0-0	Schniederjans, Combs, Gibson, Archer, Gooden, Carpenter	2nd	6.1	7	11-9	7-7
at Wake Forest *	3/26	0-0-0	Winborne, Datoc, Ryan	4th	4.1	3	4-2	5-5
at Mercer	3/28	0-0-0	Datoc, Combs, Carpenter	6th	4.0	3	2-2	2-5
Clemson *	3/31	0-0-0	Datoc, Archer, Combs, Lee	5th	4.2	10	5-5	2-5
Clemson *	4/1	0-0-0	Winborne, Ryan	7th	3.0	0	0-0	3-2
Clemson *	4/2	0-0-0	Winborne, Archer, Combs, Lee, Carpenter, Gibson, Dulaney, Gooden	2nd	8.0	10	7-7	4-5
at Auburn	4/4	1-0-1	Datoc, Lee, Ryan	3rd	6.2	7	3-3	2-6

PLAYER PROFILES *PITCHERS*

#1 • XZAVION CURRY • RHP

R/R • FR. • 5-10 • 185 • ATLANTA, GA. (MAYS)

	2017 SEASON HIGH	CAREER HIGH
Innings	6.0, twice - last vs. N. Carolina (3/17/17)	6.0, twice - last vs. N. Carolina (3/17/17)
Strikeouts	7, vs. Belmont (3/3/17)	7, vs. Belmont (3/3/17)
Walks	5, vs. Clemson (3/31/17)	5, vs. Clemson (3/31/17)
Batters Faced	28, vs. North Carolina (3/17/17)	28, vs. North Carolina (3/17/17)

2017 GAME-BY-GAME

DATE	OPPONENT	S/R	W/L/S	IP	H	R	ER	BB	SO	NP
2/17	BYU	S	W	5.0	5	0	0	1	5	75
2/24	Youngstown State	S	W	5.0	7	3	3	2	5	95
3/3	Belmont	S	W	6.0	1	0	0	2	7	90
3/10	at Miami *	S	L	4.0	7	8	5	2	6	89
3/17	North Carolina *	S	L	6.0+	8	5	4	2	4	104
3/24	at Wake Forest *	S	-	5.1	6	4	4	3	4	94
3/31	Clemson *	S	L	4.1	8	6	6	5	5	98

CAREER STATISTICS

YEAR	ERA	W	L	APP	GS	CG	SHO	SV	IP	H	R	ER	BB	SO
2017	5.55	3	3	7	0	0	0	0	35.2	42	26	22	17	36
TOTAL	5.55	3	3	7	0	0	0	0	35.2	52	26	22	17	36

#4 • ZAC RYAN • RHP

R/R • SR. • 6-1 • 210 • VALPARAISO, IND. (ANDREAN)

	2017 SEASON HIGH	CAREER HIGH
Innings	4.0, at Miami (3/11/17)	6.0, at North Carolina (3/26/16)
Strikeouts	6, at Wake Forest (3/24/17)	7, vs. Savannah State (4/9/14)
Walks	3, at Miami (3/11/17)	3, 4 times
Batters Faced	22, at Miami (3/11/17)	23, at North Carolina (3/26/16)

2017 GAME-BY-GAME

DATE	OPPONENT	S/R	W/L/S	IP	H	R	ER	BB	SO	NP
2/17	BYU	R	S	1.1	1	0	0	0	1	17
2/19	Western Michigan	R	-	1.0	1	0	0	0	1	16
2/26	Youngstown State	R	-	1.0	0	0	0	0	2	13
3/4	Belmont	R	-	1.0	1	0	0	2	0	20
3/5	Belmont	R	-	3.1	4	2	2	1	0	40
3/11	at Miami *	R	W	4.0	5	1	1	3	5	84
3/17	North Carolina *	R	-	2.0	1	1	1	0	1	27
3/18	North Carolina *	R	W	1.1	0	0	0	0	2	14
3/19	North Carolina *	R	L	2.0	2	4	0	1	0	36
3/21	Auburn	R	-	1.0	1	0	0	0	0	18
3/24	at Wake Forest *	R	W	3.0	1	0	0	1	6	50
3/26	at Wake Forest *	R	-	1.2	1	1	1	1	2	28
4/1	Clemson *	R	-	1.1	0	0	0	2	1	33
4/4	at Auburn	R	S	2.0	3	0	0	0	1	40

CAREER STATISTICS

YEAR	ERA	W	L	APP	GS	CG	SHO	SV	IP	H	R	ER	BB	SO
2014	4.70	1	2	16	4	0	0	1	30.2	36	21	16	16	29
2015	3.59	9	1	28	0	0	0	7	47.2	43	22	19	15	40
2016	7.29	3	4	18	8	0	0	1	42.0	54	37	34	16	24
2017	1.73	3	1	14	0	0	0	2	26.0	21	9	5	11	22
TOTAL	4.55	16	8	76	12	0	0	11	146.1	154	89	74	58	115

#8 • JONATHAN HUGHES • RHP

R/R • R-FR. • 6-2 • 187 • FLOWERY BRANCH, GA. (FLOWERY BRANCH)

	2017 SEASON HIGH	CAREER HIGH
Innings	5.0, vs. Belmont (3/4/17)	6.0, three times - last vs. WCU (3/6/16)
Strikeouts	7, vs. Marshall (2/18/17)	7, vs. Marshall (2/18/17)
Walks	5, twice - last at Auburn (4/4/17)	5, vs. twice - last at Auburn (4/4/17)
Batters Faced	22, vs. Belmont (3/4/17)	25, vs. UMBC (2/28/16)

2017 GAME-BY-GAME

DATE	OPPONENT	S/R	W/L/S	IP	H	R	ER	BB	SO	NP
2/17	Marshall	S	-	4.0	2	0	0	3	7	71
2/25	Youngstown State	S	-	3.0	2	1	1	2	0	41
3/4	Belmont	S	W	5.0	3	2	2	1	6	81
3/11	at Miami *	S	-	4.0	4	3	3	3	2	79
3/18	North Carolina *	S	-	4.0	3	1	1	5	3	79
3/25	at Wake Forest *	S	L	1.2	6	6	1	3	1	52
4/4	at Auburn	S	-	2.1	2	5	5	5	0	56

CAREER STATISTICS

YEAR	ERA	W	L	APP	GS	CG	SHO	SV	IP	H	R	ER	BB	SO
2016	2.45	3	1	5	5	0	0	0	25.2	23	9	7	7	14
2017	4.88	1	1	7	7	0	0	0	24.0	22	18	13	22	19
TOTAL	3.62	4	2	12	12	0	0	0	49.2	45	27	20	29	33

#13 • BEN SCHNIEDERJANS • RHP

R/R • R-JR. • 6-2 • 192 • POWDER SPRINGS GA. (HARRISON)

	2017 SEASON HIGH	CAREER HIGH
Innings	5.0, twice - last at Mercer (3/28/17)	5.0, twice - last at Mercer (3/28/17)
Strikeouts	6, vs. Oklahoma (3/14/17)	6, vs. Oklahoma (3/14/17)
Walks	3, twice - last vs. Clemson (4/2/17)	3, twice - last vs. Clemson (4/2/17)
Batters Faced	20, at Mercer (3/28/17)	23, at Auburn (2/24/15)

2017 GAME-BY-GAME

DATE	OPPONENT	S/R	W/L/S	IP	H	R	ER	BB	SO	NP
2/18	Marshall	R	-	1.0	1	0	0	0	1	10
2/21	at Georgia Southern	R	-	1.0	3	1	1	0	2	24
3/5	Belmont	R	-	2.0	0	2	1	2	2	48
3/11	at Miami *	R	-	1.0	2	1	1	1	0	28
3/14	Oklahoma	S	-	5.0	1	0	0	2	6	72
3/21	Auburn	S	L	4.0	3	3	2	2	5	64
3/25	at Wake Forest *	R	-	0.1	0	0	0	0	1	3
3/28	at Mercer	S	W	5.0	2	1	1	3	2	71
4/2	Clemson *	S	L	1.0	4	6	6	3	0	34

CAREER STATISTICS

YEAR	ERA	W	L	APP	GS	CG	SHO	SV	IP	H	R	ER	BB	SO
2014	5.40	0	0	13	0	0	0	0	15.0	15	10	9	9	11
2015	6.75	0	1	4	2	0	0	0	13.1	19	10	10	7	10
2016	Missed the season due to injury													
2017	5.31	1	2	9	4	0	0	0	20.1	16	14	12	13	19
TOTAL	5.73	1	3	26	6	0	0	0	48.2	50	34	31	29	40

PLAYER PROFILES *PITCHERS*

#23 • BEN PARR • LHP

L/L • SR. • 6-4 • 192 • SOCIAL CIRCLE, GA. (GEORGE WALTON ACADEMY)

	2017 SEASON HIGH	CAREER HIGH
Innings	4.2, at Georgia Southern (2/21/17)	7.1, vs. Mercer (4/7/15)
Strikeouts	4, vs. Georgia State (2/28/17)	9, vs. Georgia Southern (4/8/14)
Walks	3, twice - last vs. Georgia State (2/28/17)	6, at Coastal Carolina (2/21/15)
Batters Faced	25, at Georgia Southern (2/21/17)	30, vs. Mercer (4/7/15)

2017 GAME-BY-GAME

DATE	OPPONENT	S/R	W/L/S	IP	H	R	ER	BB	SO	NP
2/18	Marshall	R	W	1.0	0	0	0	0	1	10
2/21	at Georgia Southern	S	-	4.2	8	1	1	3	1	79
2/28	Georgia State	S	-	3.0	2	2	2	3	4	64

CAREER STATISTICS

YEAR	ERA	W	L	APP	GS	CG	SHO	SV	IP	H	R	ER	BB	SO
2014	2.62	5	4	18	10	0	0	0	65.1	66	21	19	20	52
2015	4.53	5	4	19	9	0	0	0	59.2	73	36	30	34	29
2016	4.18	7	1	25	3	0	0	0	60.1	50	30	28	25	46
2017	3.12	1	0	3	2	0	0	0	8.2	10	3	3	6	6
TOTAL	3.71	18	9	65	24	0	0	0	194.0	199	90	80	85	133

#24 • JAKE LEE • RHP

R/R • SO. • 5-11 • 175 • BROOKS, GA. (WHITEWATER)

	2017 SEASON HIGH	CAREER HIGH
Innings	4.1, vs. Auburn (4/4/17)	6.0, vs. Coastal Carolina (5/1/16)
Strikeouts	5, vs. Auburn (4/4/17)	6, vs. Connecticut (6/3/16)
Walks	3, vs. Belmont (3/3/17)	3, twice - last vs. Belmont (3/3/17)
Batters Faced	18, at Miami (3/12/17)	27, vs. Coastal Carolina (5/1/16)

2017 GAME-BY-GAME

DATE	OPPONENT	S/R	W/L/S	IP	H	R	ER	BB	SO	NP
2/17	BYU	R	-	1.0	2	2	2	0	0	13
2/24	Youngstown State	R	-	2.0	4	3	3	1	2	37
3/3	Belmont	R	-	3.0	1	0	0	3	2	43
3/12	at Miami *	S	L	2.1	8	7	7	1	2	44
3/19	North Carolina *	R	-	0.2	1	0	0	1	1	17
3/31	Clemson *	R	-	1.0	3	2	2	1	1	32
4/2	Clemson *	R	-	1.0	1	0	0	0	0	13
4/4	at Auburn	R	W	4.1	1	0	0	0	5	53

CAREER STATISTICS

YEAR	ERA	W	L	APP	GS	CG	SHO	SV	IP	H	R	ER	BB	SO
2016	6.80	3	3	19	7	0	0	1	45.0	64	38	34	15	26
2017	8.22	1	1	8	1	0	0	1	15.1	21	14	14	7	13
TOTAL	7.16	4	4	27	8	0	0	1	60.1	85	52	48	22	39

#27 • PATRICK WISEMAN • RHP

L/R • JR. • 6-5 • 218 • ROSWELL, GA. (POPE)

	2017 SEASON HIGH	CAREER HIGH
Innings	-	1.1, twice - last at Miami (5/15/15)
Strikeouts	-	2, vs. Georgia Southern (3/10/15)
Walks	-	2, 4 times
Batters Faced	-	8, at Miami (5/15/15)

2017 GAME-BY-GAME

DATE	OPPONENT	S/R	W/L/S	IP	H	R	ER	BB	SO	NP
------	----------	-----	-------	----	---	---	----	----	----	----

CAREER STATISTICS

YEAR	ERA	W	L	APP	GS	CG	SHO	SV	IP	H	R	ER	BB	SO
2015	5.87	0	0	8	0	0	0	0	7.2	12	6	5	5	5
2016	19.29	0	0	5	0	0	0	0	2.1	2	5	5	8	3
TOTAL	9.00	0	0	13	0	0	0	0	10.0	14	11	10	13	8

#28 • JARED DATOC • RHP

R/R • JR. • 5-8 • 205 • ATLANTA, GA. (PACE ACADEMY)

	2017 SEASON HIGH	CAREER HIGH
Innings	3.0, vs. Georgia State (2/28/17)	3.0, vs. Georgia State (2/28/17)
Strikeouts	6, vs. Georgia State (2/28/17)	6, vs. Georgia State (2/28/17)
Walks	3, at Miami (3/10/17)	4, vs. North Carolina (3/21/15)
Batters Faced	13, twice - last at Wake Forest (3/24/17)	13, twice - last at Wake Forest (3/24/17)

2017 GAME-BY-GAME

DATE	OPPONENT	S/R	W/L/S	IP	H	R	ER	BB	SO	NP
2/17	BYU	R	-	1.2	3	1	1	1	0	27
2/19	Western Michigan	R	-	0.2	0	1	0	0	1	8
2/21	at Georgia Southern	R	W	1.1	2	1	1	1	1	27
2/25	Youngstown State	R	W	1.0	0	0	0	1	2	18
2/28	Georgia State	R	W	3.0	0	0	0	1	6	47
3/4	Belmont	R	-	2.0	0	0	0	1	2	24
3/10	at Miami *	R	-	2.0	1	0	0	3	2	37
3/12	at Miami *	R	-	0.2	1	0	0	1	1	14
3/17	North Carolina *	R	-	1.0	2	0	0	0	1	23
3/18	North Carolina *	R	-	2.2	1	0	0	0	2	39
3/21	Auburn	R	-	2.0	6	4	4	1	3	46
3/24	at Wake Forest *	R	-	2.2	3	2	2	1	4	43
3/26	at Wake Forest *	R	-	1.2	1	2	0	2	1	34
3/28	at Mercer	R	-	2.0	2	2	2	1	1	33
3/31	Clemson *	R	-	1.2	5	3	3	0	1	25
4/4	at Auburn	R	-	0.1	3	3	3	2	0	27

CAREER STATISTICS

YEAR	ERA	W	L	APP	GS	CG	SHO	SV	IP	H	R	ER	BB	SO
2015	6.52	0	0	10	0	0	0	0	9.2	13	8	7	7	7
2016	4.70	0	0	9	0	0	0	0	7.2	10	7	4	5	7
2017	5.47	3	0	16	0	0	0	0	26.1	30	19	16	16	28
TOTAL	5.56	3	0	35	0	0	0	0	43.2	53	34	27	28	42

#29 • BAILEY COMBS • RHP

R/R • SO. • 5-11 • 197 • SMYRNA, GA. (WHITEFIELD ACADEMY)

	2017 SEASON HIGH	CAREER HIGH
Innings	2.0, at Wake Forest (3/25/17)	3.0, vs. Mercer (4/19/16)
Strikeouts	2, twice - last vs. Clemson (3/31/17)	4, vs. Duke (4/3/16)
Walks	1, 3 times	2, 3 times
Batters Faced	11, at Wake Forest (3/25/17)	11, vs. Mercer (4/19/16)

2017 GAME-BY-GAME

DATE	OPPONENT	S/R	W/L/S	IP	H	R	ER	BB	SO	NP
2/18	Marshall	R	-	1.0	3	3	3	1	0	17
2/26	Youngstown State	R	-	1.0	1	0	0	0	1	11
3/25	at Wake Forest *	R	-	2.0	4	5	3	1	2	47
3/28	at Mercer	R	-	1.0	1	0	0	0	1	17
3/31	Clemson *	R	-	1.0	0	0	0	0	2	21
4/2	Clemson *	R	-	1.0	1	0	0	1	1	28

CAREER STATISTICS

YEAR	ERA	W	L	APP	GS	CG	SHO	SV	IP	H	R	ER	BB	SO
2016	0.64	0	0	11	0	0	0	0	14.0	5	1	1	10	14
2017	7.71	0	0	6	0	0	0	0	7.0	10	8	6	3	7
TOTAL	3.00	0	0	17	0	0	0	0	21.0	15	9	7	13	21

PLAYER PROFILES *PITCHERS*

#31 • NICK WILHITE • LHP

L/L • FR. • 5-9 • 154 • BUFORD, GA. (BUFORD)

	2017 SEASON HIGH	CAREER HIGH
Innings	0.1, at Miami (3/12/17)	0.1, at Miami (3/12/17)
Strikeouts	-	-
Walks	1, twice - last at N. Carolina (3/19/17)	1, twice - last at N. Carolina (3/19/17)
Batters Faced	4, at Miami (3/12/17)	4, at Miami (3/12/17)

2017 GAME-BY-GAME

DATE	OPPONENT	S/R	W/L/S	IP	H	R	ER	BB	SO	NP
3/12	at Miami *	R	-	0.1	1	3	3	1	0	9
3/19	North Carolina *	R	-	0.0	0	0	0	1	0	5

CAREER STATISTICS

YEAR	ERA	W	L	APP	GS	CG	SHO	SV	IP	H	R	ER	BB	SO
2017	81.00	0	0	2	0	0	0	0	0.1	1	3	3	2	0
TOTAL	81.00	0	0	2	0	0	0	0	0.1	1	3	3	2	0

#35 • GARRETT GOODEN • RHP

R/R • FR. • 6-5 • 212 • DECATUR, GA. (ST. PIUS X CATHOLIC)

	2017 SEASON HIGH	CAREER HIGH
Innings	1.0, vs. Clemson (4/2/17)	1.0, vs. Clemson (4/2/17)
Strikeouts	1, at Wake Forest (3/25/17)	1, at Wake Forest (3/25/17)
Walks	3, at Miami (3/12/17)	3, at Miami (3/12/17)
Batters Faced	5, at Miami (3/12/17)	5, at Miami (3/12/17)

2017 GAME-BY-GAME

DATE	OPPONENT	S/R	W/L/S	IP	H	R	ER	BB	SO	NP
2/26	Youngstown State	R	-	0.1	0	2	1	1	0	14
3/12	at Miami *	R	-	0.0	1	4	4	3	0	23
3/25	at Wake Forest *	R	-	0.1	1	2	2	2	1	15
4/2	Clemson *	R	-	1.0	0	0	0	0	0	9

CAREER STATISTICS

YEAR	ERA	W	L	APP	GS	CG	SHO	SV	IP	H	R	ER	BB	SO
2017	37.80	0	0	4	0	0	0	0	1.2	2	8	7	6	1
TOTAL	37.80	0	0	4	0	0	0	0	1.2	2	8	7	6	1

#36 • JAY SHADDAY • LHP

L/L • FR. • 6-0 • 204 • ROME, GA. (DARLINGTON)

	2017 SEASON HIGH	CAREER HIGH
Innings	6.0, vs. Clemson (4/1/17)	6.0, vs. Clemson (4/1/17)
Strikeouts	8, vs. North Carolina (3/19/17)	8, vs. North Carolina (3/19/17)
Walks	4, vs. Clemson (4/1/17)	4, vs. Clemson (4/1/17)
Batters Faced	27, vs. Clemson (4/1/17)	27, vs. Clemson (4/1/17)

2017 GAME-BY-GAME

DATE	OPPONENT	S/R	W/L/S	IP	H	R	ER	BB	SO	NP
2/18	Marshall	R	-	1.0	0	0	0	0	0	13
2/19	Western Michigan	R	-	0.0	1	1	0	0	0	4
2/25	Youngstown State	R	-	2.0	5	5	1	0	2	43
3/5	Belmont	R	-	0.2	0	0	0	1	1	12
3/12	at Miami *	R	-	1.0	0	0	0	0	0	12
3/14	Oklahoma	R	W	4.0	1	0	0	0	3	45
3/18	North Carolina *	R	-	0.2	0	0	0	0	0	4
3/19	North Carolina *	S	-	5.0	2	0	0	1	8	74
3/26	at Wake Forest *	S	-	3.2	8	4	4	3	2	98
4/1	Clemson *	S	W	6.0	5	1	1	4	5	102

CAREER STATISTICS

YEAR	ERA	W	L	APP	GS	CG	SHO	SV	IP	H	R	ER	BB	SO
2017	2.25	2	1	10	3	0	0	0	24.0	22	11	6	9	21
TOTAL	2.25	2	1	10	3	0	0	0	24.0	22	11	6	9	21

#37 • KEYTON GIBSON • RHP

R/R • SO. • 6-2 • 218 • BUFORD, GA. (BUFORD)

	2017 SEASON HIGH	CAREER HIGH
Innings	5.0, vs. WMU (2/19/17)	5.0, twice - last vs. WMU (2/19/17)
Strikeouts	3, vs. WMU (2/19/17)	7, vs. Savannah State (5/10/16)
Walks	4, at Wake Forest (3/25/17)	6, vs. Duke (4/3/16)
Batters Faced	18, vs. WMU (2/19/17)	22, vs. Savannah State (5/10/16)

2017 GAME-BY-GAME

DATE	OPPONENT	S/R	W/L/S	IP	H	R	ER	BB	SO	NP
2/19	Western Michigan	S	W	5.0	2	1	1	1	3	69
2/26	Youngstown State	S	L	1.2	5	8	8	2	2	57
3/5	Belmont	S	L	0.2	3	3	3	1	0	20
3/12	at Miami *	R	-	1.0	0	0	0	0	1	11
3/25	at Wake Forest *	R	-	1.1	1	3	3	4	1	36
4/2	Clemson *	R	-	1.0	1	0	0	0	2	20

CAREER STATISTICS

YEAR	ERA	W	L	APP	GS	CG	SHO	SV	IP	H	R	ER	BB	SO
2016	4.40	3	2	20	5	0	0	0	43.0	44	23	21	31	27
2017	12.66	1	2	6	3	0	0	0	10.2	12	15	15	8	9
TOTAL	6.04	4	4	26	8	0	0	0	53.2	56	38	36	39	36

#38 • ROBERT WINBORNE • RHP

R/R • SO. • 6-2 • 185 • ATLANTA, GA. (THE LOVETT SCHOOL)

	2017 SEASON HIGH	CAREER HIGH
Innings	3.1, twice - last vs. N. Carolina (3/18/17)	3.1, twice - last vs. N. Carolina (3/18/17)
Strikeouts	4, twice - last vs. N. Carolina (3/18/17)	4, twice - last vs. N. Carolina (3/18/17)
Walks	2, at Wake Forest (3/26/17)	3, vs. Boston College (5/21/16)
Batters Faced	13, twice - last vs. N. Carolina (3/18/17)	13, twice - last vs. N. Carolina (3/18/17)

2017 GAME-BY-GAME

DATE	OPPONENT	S/R	W/L/S	IP	H	R	ER	BB	SO	NP
2/18	Marshall	R	-	1.0	0	0	0	0	1	7
2/21	at Georgia Southern	R	-	1.0	0	0	0	0	1	14
2/24	Youngstown State	R	-	1.0	2	0	0	0	1	19
2/26	Youngstown State	R	-	3.1	3	2	2	0	4	42
3/5	Belmont	R	-	0.2	4	4	4	1	1	31
3/11	at Miami *	R	-	1.0	1	0	0	0	1	11
3/12	at Miami *	R	-	0.2	1	0	0	1	1	15
3/18	North Carolina *	R	-	3.1	3	1	1	0	4	46
3/19	North Carolina *	R	-	0.2	0	0	0	0	0	7
3/21	Auburn *	R	-	2.0	1	0	0	1	2	38
3/26	at Wake Forest *	R	-	1.0	1	1	1	2	2	24
4/1	Clemson *	R	-	1.2	0	0	0	1	1	30
4/2	Clemson *	R	-	0.0	4	4	4	0	0	12

CAREER STATISTICS

YEAR	ERA	W	L	APP	GS	CG	SHO	SV	IP	H	R	ER	BB	SO
2016	7.20	0	0	10	0	0	0	0	10.0	16	9	8	6	6
2017	6.23	0	0	13	0	0	0	0	17.1	20	12	12	6	19
TOTAL	6.59	0	0	23	0	0	0	0	27.1	36	21	20	12	25

PLAYER PROFILES *PITCHERS*

#39 • JONATHAN KING • LHP

L/L • R-SR. • 5-11 • 202 • MURFREESBORO, TENN. (RIVERDALE)

	2017 SEASON HIGH	CAREER HIGH
Innings	1.0, vs. Georgia State (2/28/17)	8.0, vs. Presbyterian (5/2/15)
Strikeouts	1, vs. Georgia State (2/28/17)	7, vs. Pitt (5/8/15)
Walks	2, vs. Belmont (3/3/17)	5, vs. North Carolina (5/12/13)
Batters Faced	6 vs. Georgia State (2/28/17)	33, at Louisville (3/27/15)

2017 GAME-BY-GAME

DATE	OPPONENT	S/R	W/L/S	IP	H	R	ER	BB	SO	NP
2/19	Western Michigan	R	-	0.2	1	0	0	1	0	18
2/28	Georgia State	R	-	1.0	1	2	2	1	1	22
3/3	Belmont	R	-	0.0	1	3	3	2	0	12

CAREER STATISTICS

YEAR	ERA	W	L	APP	GS	CG	SHO	SV	IP	H	R	ER	BB	SO
2013	4.04	6	5	24	10	0	0	2	69.0	78	35	31	25	52
2014	1.96	2	0	4	4	0	0	0	18.1	13	5	4	7	12
2015	3.82	4	5	15	15	0	0	0	92.0	89	47	39	25	51
2016	0.00	1	0	1	1	0	0	0	5.0	4	0	0	3	2
2017	27.00	0	0	3	0	0	0	0	1.2	3	5	5	4	1
TOTAL	3.82	13	10	47	30	0	0	2	186.0	187	92	79	64	118

#40 • MICAH CARPENTER • RHP

R/R • SO. • 5-11 • 184 • JEFFERSON, GA. (JEFFERSON)

	2017 SEASON HIGH	CAREER HIGH
Innings	2.0, twice - last at Miami (3/10/17)	2.2, vs. NC State (4/15/16)
Strikeouts	3, twice - last at Mercer (3/28/17)	4, at Georgia Southern (2/24/16)
Walks	2, at Miami (3/10/17)	5, vs. Mercer (4/19/16)
Batters Faced	11, at Miami (3/10/17)	16, twice - last vs. Mercer (4/19/16)

2017 GAME-BY-GAME

DATE	OPPONENT	S/R	W/L/S	IP	H	R	ER	BB	SO	NP
2/19	Western Michigan	R	-	1.2	3	0	0	1	1	36
2/21	at Georgia Southern	R	-	1.0	1	0	0	0	0	20
2/25	Youngstown State	R	-	2.0	1	0	0	1	2	31
3/4	Belmont	R	-	1.0	2	0	0	0	0	17
3/5	Belmont	R	-	1.2	1	0	0	1	1	29
3/10	at Miami *	R	-	2.0	2	2	2	2	3	48
3/12	at Miami *	R	-	0.2	2	1	1	1	1	26
3/19	North Carolina *	R	-	0.0	2	2	2	0	0	4
3/25	at Wake Forest *	R	-	0.2	0	0	0	0	0	5
3/28	at Mercer	R	-	1.0	0	0	0	1	3	21
4/2	Clemson *	R	-	1.0	1	0	0	0	0	14

CAREER STATISTICS

YEAR	ERA	W	L	APP	GS	CG	SHO	SV	IP	H	R	ER	BB	SO
2016	7.52	2	0	21	1	0	0	0	26.1	36	26	22	20	25
2017	3.55	0	0	11	0	0	0	0	12.2	15	5	5	7	11
TOTAL	6.23	2	0	32	1	0	0	0	39.0	51	31	27	27	36

#41 • BURTON DULANEY • RHP

R/R • SO. • 6-0 • 180 • ROME, GA. (DARLINGTON)

	2017 SEASON HIGH	CAREER HIGH
Innings	1.2, vs. Youngstown State (2/26/17)	4.0, vs. Virginia Tech (3/19/16)
Strikeouts	2, at Miami (3/11/17)	9, vs. Virginia Tech (3/19/16)
Walks	2, vs. Clemson (4/2/17)	5, at Clemson (4/24/16)
Batters Faced	6, vs. Youngstown State (2/26/17)	17, at Clemson (4/24/16)

2017 GAME-BY-GAME

DATE	OPPONENT	S/R	W/L/S	IP	H	R	ER	BB	SO	NP
2/24	Youngstown State	R	-	1.0	1	0	0	0	0	11
2/26	Youngstown State	R	-	1.2	0	0	0	1	1	26
3/11	at Miami *	R	S	1.0	0	0	0	0	2	19
3/12	at Miami *	R	-	0.1	1	2	1	1	1	19
3/19	North Carolina *	R	-	0.2	0	1	1	1	1	18
4/2	Clemson *	R	-	1.0	1	0	0	2	1	21

CAREER STATISTICS

YEAR	ERA	W	L	APP	GS	CG	SHO	SV	IP	H	R	ER	BB	SO
2016	5.72	2	5	24	3	0	0	3	45.2	48	37	29	19	37
2017	3.18	0	0	6	0	0	0	1	5.2	3	3	2	5	6
TOTAL	5.44	2	5	30	3	0	0	4	51.1	51	40	31	24	43

#45 • ANDY ARCHER • RHP

R/R • FR. • 6-4 • 185 • DULUTH, GA. (WESLEYAN SCHOOL)

	2017 SEASON HIGH	CAREER HIGH
Innings	2.0, twice - last vs. Clemson (4/2/17)	2.0, twice - last vs. Clemson (4/2/17)
Strikeouts	2, twice - last at Wake Forest (3/25/17)	2, twice - last at Wake Forest (3/25/17)
Walks	1, 3 times	1, 3 times
Batters Faced	9, vs. Clemson (4/2/17)	9, vs. Clemson (4/2/17)

2017 GAME-BY-GAME

DATE	OPPONENT	S/R	W/L/S	IP	H	R	ER	BB	SO	NP
2/25	Youngstown State	R	-	1.0	0	0	0	1	1	18
2/28	Georgia State	R	-	2.0	2	1	1	0	2	24
3/12	at Miami *	R	-	1.0	0	0	0	0	0	13
3/25	at Wake Forest *	R	-	1.2	1	1	1	0	2	26
3/31	Clemson *	R	-	1.0	2	0	0	1	1	24
4/2	Clemson *	R	-	2.0	1	3	3	1	1	31

CAREER STATISTICS

YEAR	ERA	W	L	APP	GS	CG	SHO	SV	IP	H	R	ER	BB	SO
2017	3.18	0	0	4	0	0	0	0	5.2	3	2	2	1	5
TOTAL	3.18	0	0	4	0	0	0	0	5.2	3	2	2	1	5

PLAYER PROFILES POSITION PLAYERS

#1 • XZAVION CURRY • MIF

R/R • FR. • 5-10 • 185 • ATLANTA, GA. (MAYS)

	2017 SEASON HIGH	CAREER HIGH
Hits	-	-
Runs	-	-
RBIs	-	-
Doubles	-	-
Triples	-	-
Home Runs	-	-
Stolen Bases	-	-

2017 GAME-BY-GAME

DATE	OPPONENT	GS	AB	R	H	RBI	2B	3B	HR	BB	SB
------	----------	----	----	---	---	-----	----	----	----	----	----

CAREER STATISTICS

YEAR	AVG	GP-GS	AB	R	H	2B	3B	HR	RBI	SLG	BB	SO	OBP	SB-A	FLD
2017															
TOTAL															

#2 • CARTER HALL • MIF

R/R • SO. • 6-0 • 178 • ALPHARETTA, GA. (WESLEYAN SCHOOL)

	2017 SEASON HIGH	CAREER HIGH
Hits	2, at Wake Forest (3/24/17)	2, 4 times
Runs	1, 5 times	2, vs. Coastal Carolina (4/30/16)
RBIs	2, vs. Auburn (3/21/17)	2, twice - last vs. Auburn (3/21/17)
Doubles	-	1, 4 times
Triples	-	-
Home Runs	1, vs. Auburn (3/21/17)	1, twice - last vs. Auburn (3/21/17)
Stolen Bases	1, at Wake Forest (3/24/17)	1, 4 times

2017 GAME-BY-GAME

DATE	OPPONENT	GS	AB	R	H	RBI	2B	3B	HR	BB	SB
2/19	Western Michigan	0	1	0	0	0	0	0	0	0	0
3/17	North Carolina *	0	1	0	0	0	0	0	0	0	0
3/18	North Carolina *	0	0	0	0	0	0	0	0	0	0
3/19	North Carolina *	2	0	0	0	0	0	0	0	0	0
3/21	Auburn	4	1	1	2	0	0	0	1	1	0
3/24	at Wake Forest *	3	0	2	0	0	0	0	0	1	1
3/25	at Wake Forest *	4	1	1	0	0	0	0	0	0	0
4/4	at Auburn	0	1	0	0	0	0	0	0	0	0

CAREER STATISTICS

YEAR	AVG	GP-GS	AB	R	H	2B	3B	HR	RBI	SLG	BB	SO	OBP	SB-A	FLD
2016	.294	21-13	51	11	15	4	0	1	5	.431	9	11	.400	3-4	1.000
2017	.308	8-4	13	5	4	0	0	1	2	.538	2	3	.438	1-2	1.000
TOTAL	.297	29-17	64	16	19	4	0	2	7	.453	11	14	.408	4-6	1.000

#3 • WADE BAILEY • MIF

R/R • JR. • 5-9 • 182 • VILLA RICA, GA. (VILLA RICA)

	2017 SEASON HIGH	CAREER HIGH
Hits	3, 5 times	5, vs. Savannah State (5/10/16)
Runs	4, twice - last at Mercer (3/28/17)	4, 3 times
RBIs	3, 3 times	3, 6 times
Doubles	2, 4 times	2, 8 times
Triples	1, vs. Youngstown State (2/25/17)	1, vs. Youngstown State (2/25/17)
Home Runs	1, twice - last at Mercer (3/28/17)	1, 7 times
Stolen Bases	2, vs. Youngstown State (2/25/17)	2, 3 times

2017 GAME-BY-GAME

DATE	OPPONENT	GS	AB	R	H	RBI	2B	3B	HR	BB	SB
2/17	BYU	*	4	1	1	0	0	0	0	0	0
2/18	Marshall	*	4	2	3	3	1	0	0	2	0
2/19	Western Michigan	*	4	2	1	2	1	0	0	1	0
2/21	at Georgia Southern	*	5	2	3	0	0	0	0	0	0
2/24	Youngstown State	*	3	2	1	2	0	0	0	1	1
2/25	Youngstown State	*	5	3	2	1	1	1	0	0	2
2/26	Youngstown State	*	4	1	1	0	0	0	0	0	0
2/28	Georgia State	*	5	4	2	1	2	0	0	1	0
3/3	Belmont	*	5	3	3	3	2	0	0	0	0
3/4	Belmont	*	4	2	3	1	0	0	0	1	0
3/5	Belmont	*	5	2	2	0	1	0	0	0	0
3/10	at Miami *	*	4	2	1	0	0	0	0	1	0
3/11	at Miami *	*	6	0	2	0	0	0	0	0	0
3/12	at Miami *	*	5	1	2	1	0	0	1	0	0
3/14	Oklahoma	*	3	0	1	0	0	0	0	1	0
3/17	North Carolina *	*	4	0	0	0	0	0	0	0	0
3/18	North Carolina *	*	5	2	2	1	1	0	0	1	0
3/19	North Carolina *	*	5	0	0	0	0	0	0	0	0
3/21	Auburn	*	4	0	1	0	0	0	0	0	1
3/24	at Wake Forest *	*	6	0	2	0	0	0	0	0	0
3/25	at Wake Forest *	*	6	1	1	2	0	0	0	0	0
3/26	at Wake Forest *	*	5	0	0	1	0	0	0	0	0
3/28	at Mercer	*	4	4	3	1	2	0	1	1	0
3/31	Clemson *	*	5	0	1	1	0	0	0	0	0
4/1	Clemson *	*	3	1	2	0	1	0	0	1	0
4/2	Clemson *	*	3	1	2	3	2	0	0	1	0
4/4	at Auburn	*	5	2	1	1	0	0	0	0	0

CAREER STATISTICS

YEAR	AVG	GP-GS	AB	R	H	2B	3B	HR	RBI	SLG	BB	SO	OBP	SB-A	FLD
2015	.255	53-53	200	32	51	13	0	1	27	.335	15	16	.312	5-7	.963
2016	.310	59-59	255	52	79	13	0	4	25	.408	22	25	.371	8-9	.955
2017	.355	27-27	121	38	43	14	1	2	24	.537	12	18	.415	4-5	.963
TOTAL	.300	139-139	576	122	173	40	1	7	76	.410	49	59	.360	17-21	.959

PLAYER PROFILES POSITION PLAYERS

#5 • KEENAN INNIS • OF

L/R • SR. • 6-0 • 189 • CUMMING, GA. (BLESSED TRINITY)

	2017 SEASON HIGH	CAREER HIGH
Hits	2, vs. Youngstown State (2/25/17)	3, 6 times – last vs. Pitt (5/8/15)
Runs	2, vs. Youngstown State (2/25/17)	3, twice – last vs. Georgia Southern (3/10/15)
RBIs	3, vs. Belmont (3/4/17)	3, twice – last vs. Belmont (3/4/17)
Doubles	1, twice – last vs. Belmont (3/4/17)	2, twice – last vs. Albany (2/22/15)
Triples	-	1, twice – last at Miami (5/16/15)
Home Runs	-	-
Stolen Bases	1, vs. Youngstown State (2/25/17)	1, 9 times

2017 GAME-BY-GAME

DATE	OPPONENT	GS	AB	R	H	RBI	2B	3B	HR	BB	SB
2/18	Marshall		2	0	0	0	0	0	0	0	0
2/24	Youngstown State		1	0	0	0	0	0	0	0	0
2/25	Youngstown State	*	4	2	2	2	1	0	0	1	1
2/26	Youngstown State		1	0	0	0	0	0	0	0	0
2/28	Georgia State		1	0	0	0	0	0	0	0	0
3/4	Belmont		2	0	1	3	1	0	0	0	0
3/5	Belmont	*	2	0	1	0	0	0	0	0	0
3/11	at Miami *		2	1	1	1	0	0	0	0	0
3/12	at Miami *		1	1	0	0	0	0	0	1	0
3/14	Oklahoma	*	3	1	0	0	0	0	0	0	0
3/17	North Carolina *	*	4	0	1	1	0	0	0	0	0
3/18	North Carolina *	*	3	0	0	0	0	0	0	0	0
3/28	at Mercer	*	2	0	0	0	0	0	0	0	0
4/1	Clemson *	*	1	0	0	0	0	0	0	0	0
4/2	Clemson *	*	2	0	0	0	0	0	0	0	0

CAREER STATISTICS

YEAR	AVG	GP-GS	AB	R	H	2B	3B	HR	RBI	SLG	BB	SO	OBP	SB-A	FLD
2014	.248	40-23	101	15	25	3	0	0	10	.277	14	15	.350	1-1	.961
2015	.310	48-39	158	29	49	9	2	0	15	.392	13	22	.370	5-6	.987
2016	.200	32-8	50	10	10	1	0	0	2	.220	11	11	.339	2-3	.929
2017	.194	15-8	31	5	6	2	0	0	7	.258	2	7	.265	1-2	1.000
TOTAL	.265	135-78	340	59	90	15	2	0	34	.321	40	55	.350	9-12	.970

#6 • RYAN PEURIFOY • OF

R/R • SR. • 6-2 • 196 • PEACHTREE CITY, GA. (STARR'S MILL)

	2017 SEASON HIGH	CAREER HIGH
Hits	3, at Auburn (4/4/17)	4, vs. Miami (5/21/14)
Runs	3, vs. Youngstown State (2/25/17)	3, twice – last vs. Youngstown St. (2/25/17)
RBIs	3, vs. Clemson (4/1/17)	3, 3 times
Doubles	1, 6 times	1, 25 times
Triples	1, vs. Youngstown State (2/25/17)	1, 5 times
Home Runs	1, 4 times	1, 9 times
Stolen Bases	1, twice – last at Miami (3/12/17)	2, vs. UNC Greensboro (2/22/16)

2017 GAME-BY-GAME

DATE	OPPONENT	GS	AB	R	H	RBI	2B	3B	HR	BB	SB
2/17	BYU	*	4	1	1	1	0	0	1	0	0
2/18	Marshall	*	3	1	1	0	0	0	0	0	0
2/19	Western Michigan	*	3	1	1	0	0	0	0	0	0
2/21	at Georgia Southern	*	4	0	2	1	1	0	0	0	0
2/24	Youngstown State	*	2	2	1	0	1	0	0	1	0
2/25	Youngstown State	*	5	3	2	1	0	1	0	0	0
2/26	Youngstown State	*	3	0	0	0	0	0	0	0	0
2/28	Georgia State	*	5	0	1	0	0	0	0	0	0
3/3	Belmont	*	3	1	0	0	0	0	0	1	1
3/4	Belmont	*	3	1	1	0	1	0	0	0	0
3/5	Belmont	*	4	0	0	0	0	0	0	0	0
3/10	at Miami *	*	4	0	0	0	0	0	0	0	0
3/11	at Miami *	*	4	0	1	1	0	0	0	0	1
3/12	at Miami *	*	4	1	2	2	1	0	1	0	0
3/14	Oklahoma	*	2	0	0	0	0	0	0	1	0
3/17	North Carolina *	*	4	0	1	2	0	0	0	0	0
3/18	North Carolina *	*	2	1	1	0	1	0	0	2	0
3/19	North Carolina *	*	4	0	1	0	0	0	0	1	0
3/21	Auburn	*	4	0	0	0	0	0	0	0	0
3/24	at Wake Forest *	*	4	1	1	1	0	0	1	2	0
3/25	at Wake Forest *	*	4	1	1	1	1	0	0	1	0
3/26	at Wake Forest *	*	5	0	0	0	0	0	0	0	0
3/28	at Mercer	*	4	0	0	0	0	0	0	0	0
3/31	Clemson *	*	3	0	1	1	0	0	0	0	0
4/1	Clemson *	*	3	1	1	3	0	0	1	0	0
4/2	Clemson *	*	4	1	2	0	0	0	0	1	0
4/4	at Auburn	*	4	0	3	0	0	0	0	0	0

CAREER STATISTICS

YEAR	AVG	GP-GS	AB	R	H	2B	3B	HR	RBI	SLG	BB	SO	OBP	SB-A	FLD
2014	.296	50-44	142	19	42	7	3	0	11	.387	11	29	.340	2-4	.980
2015	.324	43-26	102	14	33	5	1	2	18	.451	11	22	.386	1-2	.959
2016	.237	61-54	198	26	47	10	0	3	24	.333	10	48	.276	2-3	.968
2017	.255	27-27	98	16	25	6	1	4	14	.459	10	16	.327	2-2	.988
TOTAL	.272	181-151	540	75	147	28	5	9	67	.393	42	115	.324	7-11	.974

#7 • PARKER McCOY • MIF

L/R • FR. • 5-11 • 168 • MARIETTA, GA. (WALTON)

	2017 SEASON HIGH	CAREER HIGH
Hits	1, at Miami (3/12/17)	1, at Miami (3/12/17)
Runs	-	-
RBIs	-	-
Doubles	-	-
Triples	-	-
Home Runs	-	-
Stolen Bases	-	-

2017 GAME-BY-GAME

DATE	OPPONENT	GS	AB	R	H	RBI	2B	3B	HR	BB	SB
2/18	Marshall		1	0	0	0	0	0	0	0	0
2/24	Youngstown State		0	0	0	0	0	0	0	0	1
2/25	Youngstown State	*	2	0	0	0	0	0	0	0	0
2/28	Georgia State		0	0	0	0	0	0	0	0	1
3/12	at Miami *		1	0	1	0	0	0	0	0	0

CAREER STATISTICS

YEAR	AVG	GP-GS	AB	R	H	2B	3B	HR	RBI	SLG	BB	SO	OBP	SB-A	FLD
2017	.250	5-1	4	0	1	0	0	0	0	.250	2	1	.500	0-0	1.000
TOTAL	.250	5-1	4	0	1	0	0	0	0	.250	2	1	.500	0-0	1.000

PLAYER PROFILES POSITION PLAYERS

#9 • JOEY BART • C

R/R • SO • 6-3 • 220 • BUFORD, GA. (BUFORD)

PERFECT GAME/RAWLINGS PLAYER OF THE WEEK (3/7/17)
COLLEGIATE BASEBALL NATIONAL PLAYER OF THE WEEK (3/6/17)
ACC PLAYER OF THE WEEK (3/6/17)
2016 LOUISVILLE SLUGGER FRESHMAN ALL-AMERICAN
2016 ACC ALL-FRESHMAN TEAM
2016 NCAA GAINESVILLE REGIONAL ALL-TOURNAMENT TEAM

	2017 SEASON HIGH	CAREER HIGH
Hits	5, at Mercer (3/28/17)	5, at Mercer (3/28/17)
Runs	3, twice - last at Mercer (3/28/17)	3, twice - last at Mercer (3/28/17)
RBIs	5, at Mercer (3/28/17)	5, at Mercer (3/28/17)
Doubles	2, twice - last at N. Carolina (3/19/17)	2, twice - last at N. Carolina (3/19/17)
Triples	-	-
Home Runs	2, twice - last at Mercer (3/28/17)	2, twice - last at Mercer (3/28/17)
Stolen Bases	1, twice - last vs. Belmont (3/3/17)	1, twice - last vs. Belmont (3/3/17)

2017 GAME-BY-GAME

DATE	OPPONENT	GS	AB	R	H	RBI	2B	3B	HR	BB	SB
2/17	BYU	*	4	1	2	1	1	0	0	0	0
2/18	Marshall	*	4	1	1	1	0	0	1	0	0
2/19	Western Michigan	*	5	0	0	0	0	0	0	0	0
2/21	at Georgia Southern	*	5	2	2	1	0	0	0	0	1
2/24	Youngstown State	*	4	1	3	3	1	0	1	0	0
2/25	Youngstown State	*	4	0	3	1	0	0	0	1	0
2/26	Youngstown State	*	4	0	1	2	0	0	0	0	0
2/28	Georgia State	*	4	2	2	4	0	0	1	1	0
3/3	Belmont	*	4	1	1	1	0	0	1	1	1
3/4	Belmont	*	4	3	3	4	1	0	2	1	0
3/5	Belmont	*	5	2	3	2	0	0	1	0	0
3/10	at Miami *	*	4	2	2	3	0	0	1	1	0
3/11	at Miami *	*	5	2	3	0	2	0	0	0	0
3/12	at Miami *	*	4	0	0	0	0	0	0	0	0
3/14	Oklahoma	*	4	0	0	0	0	0	0	0	0
3/17	North Carolina *	*	4	1	1	1	0	0	1	0	0
3/18	North Carolina *	*	5	0	0	0	0	0	0	1	0
3/19	North Carolina *	*	5	1	2	1	2	0	0	0	0
3/21	Auburn	*	3	0	0	0	0	0	0	0	0
3/24	at Wake Forest *	*	5	2	1	0	1	0	0	1	0
3/25	at Wake Forest *	*	4	0	1	0	0	0	0	0	0
3/26	at Wake Forest *	*	4	0	1	0	0	0	0	1	0
3/28	at Mercer	*	5	3	5	5	0	0	2	1	0
3/31	Clemson *	*	5	0	0	0	0	0	0	0	0
4/1	Clemson *	*	3	0	1	1	1	0	0	0	0
4/2	Clemson *	*	3	0	0	1	0	0	0	0	0
4/4	at Auburn	*	5	1	1	0	0	0	0	0	0

BART'S CAREER STATISTICS

YEAR	AVG	GP-GS	AB	R	H	2B	3B	HR	RBI	SLG	BB	SO	OBP	SB-A	FLD
2016	.299	43-42	157	24	47	10	0	1	31	.382	8	34	.351	0-1	.991
2017	.339	27-27	115	25	39	9	0	11	31	.704	9	25	.411	2-2	.987
TOTAL	.316	70-69	272	49	86	19	0	12	62	.518	17	59	.376	2-3	.989

#10 • CHASE MURRAY • OF

L/R • FR • 6-0 • 185 • CINCINNATI, OHIO (CINCINNATI HILLS CHRISTIAN ACAD.)

	2017 SEASON HIGH	CAREER HIGH
Hits	2, 6 times	2, 6 times
Runs	2, 3 times	2, 3 times
RBIs	3, twice - last at Miami (3/12/17)	3, twice - last at Miami (3/12/17)
Doubles	1, 6 times	1, 6 times
Triples	-	-
Home Runs	1, twice - last at Miami (3/12/17)	1, twice - last at Miami (3/12/17)
Stolen Bases	1, vs. Youngstown St. (2/25/17)	1, vs. Youngstown St. (2/25/17)

2017 GAME-BY-GAME

DATE	OPPONENT	GS	AB	R	H	RBI	2B	3B	HR	BB	SB
2/17	BYU	*	4	0	1	0	0	0	0	0	0
2/18	Marshall	*	3	2	2	0	0	0	0	0	0
2/19	Western Michigan	*	4	1	2	0	0	0	0	0	0
2/21	at Georgia Southern	*	4	0	1	0	1	0	0	0	0
2/24	Youngstown State	*	3	2	2	3	0	0	1	0	0
2/25	Youngstown State	*	4	1	1	2	0	0	0	1	1
2/26	Youngstown State	*	1	0	0	0	0	0	0	0	0
2/28	Georgia State	*	4	0	1	0	0	0	0	1	0
3/3	Belmont	*	4	1	1	0	1	0	0	0	0
3/4	Belmont	*	5	1	2	0	0	0	0	0	0
3/5	Belmont	*	4	0	1	1	0	0	0	0	0
3/10	at Miami *	*	4	0	1	1	0	0	0	0	0
3/11	at Miami *	*	5	0	0	1	0	0	0	0	0
3/12	at Miami *	*	5	2	2	3	1	0	1	0	0
3/14	Oklahoma	*	4	0	1	1	1	0	0	0	0
3/17	North Carolina *	*	4	0	0	0	0	0	0	0	0
3/18	North Carolina *	*	5	0	0	0	0	0	0	0	0
3/19	North Carolina *	*	2	0	0	0	0	0	0	0	0
3/21	Auburn	*	3	0	0	0	0	0	0	0	0
3/26	at Wake Forest *	*	3	0	1	2	1	0	0	1	0
3/28	at Mercer	*	5	1	2	1	1	0	0	0	0
3/31	Clemson *	*	3	0	1	0	0	0	0	0	0
4/4	at Auburn	*	4	1	1	0	0	0	0	0	0

CAREER STATISTICS

YEAR	AVG	GP-GS	AB	R	H	2B	3B	HR	RBI	SLG	BB	SO	OBP	SB-A	FLD
2017	.264	23-21	87	12	23	6	0	2	15	.402	3	24	.290	1-2	.976
TOTAL	.264	23-21	87	12	23	6	0	2	15	.402	3	24	.290	1-2	.976

PLAYER PROFILES POSITION PLAYERS

#14 • AUSTIN WILHITE • UTL

R/R • FR. • 5-9 • 164 • BUFORD, GA. (BUFORD)

	2017 SEASON HIGH	CAREER HIGH
Hits	3, 6 times	3, 6 times
Runs	2, 7 times	2, 7 times
RBIs	4, vs. Belmont (3/3/17)	4, vs. Belmont (3/3/17)
Doubles	2, twice - last vs. Clemson (4/1/17)	2, twice - last vs. Clemson (4/1/17)
Triples	-	-
Home Runs	1, vs. Auburn (3/21/17)	1, vs. Auburn (3/21/17)
Stolen Bases	1, vs. WMU (2/19/17)	1, vs. WMU (2/19/17)

2017 GAME-BY-GAME

DATE	OPPONENT	GS	AB	R	H	RBI	2B	3B	HR	BB	SB
2/17	BYU	*	2	1	0	0	0	0	0	1	0
2/18	Marshall	*	3	2	3	2	0	0	0	1	0
2/19	Western Michigan	*	4	2	3	1	0	0	0	0	1
2/21	at Georgia Southern	*	4	0	0	0	0	0	0	0	0
2/24	Youngstown State	*	4	1	1	1	1	0	0	0	0
2/25	Youngstown State	*	1	0	0	0	0	0	0	0	0
2/26	Youngstown State	*	3	1	1	0	0	0	0	0	0
2/28	Georgia State	*	4	2	3	0	0	0	0	0	0
3/3	Belmont	*	4	2	3	4	1	0	0	0	0
3/4	Belmont	*	3	1	2	0	0	0	0	1	0
3/5	Belmont	*	3	0	0	0	0	0	0	0	0
3/10	at Miami *	*	4	0	0	0	0	0	0	0	0
3/11	at Miami *	*	4	0	1	0	1	0	0	1	0
3/12	at Miami *	*	3	0	1	0	0	0	0	0	0
3/14	Oklahoma	*	3	1	3	1	1	0	0	0	0
3/17	North Carolina *	*	4	0	0	0	0	0	0	0	0
3/18	North Carolina *	*	3	0	1	0	0	0	0	1	0
3/19	North Carolina *	*	3	1	1	0	0	0	0	1	0
3/21	Auburn	*	3	2	1	1	0	0	1	1	0
3/24	at Wake Forest *	*	3	0	0	0	0	0	0	2	0
3/25	at Wake Forest *	*	5	1	3	1	2	0	0	0	0
3/26	at Wake Forest *	*	3	0	1	1	0	0	0	1	0
3/28	at Mercer	*	4	0	1	2	0	0	0	1	0
3/31	Clemson *	*	3	2	2	0	0	0	0	1	0
4/1	Clemson *	*	4	2	2	0	2	0	0	0	0
4/2	Clemson *	*	3	1	1	0	0	0	0	1	0
4/4	at Auburn	*	4	0	2	2	0	0	0	0	0

CAREER STATISTICS

YEAR	AVG	GP-GS	AB	R	H	2B	3B	HR	RBI	SLG	BB	SO	OBP	SB-A	FLD
2017	.396	27-26	91	22	36	8	0	1	16	.516	13	24	.476	1-2	.959
TOTAL	.396	27-26	91	22	36	8	0	1	16	.516	13	24	.476	1-2	.959

#15 • KYLE McCANN • C

L/R • FR. • 6-2 • 204 • SUWANEE, GA. (LAMBERT)

	2017 SEASON HIGH	CAREER HIGH
Hits	2, twice - last at Auburn (4/4/17)	2, twice - last at Auburn (4/4/17)
Runs	2, twice - last at Auburn (4/4/17)	2, twice - last at Auburn (4/4/17)
RBIs	2, 3 times	2, 3 times
Doubles	-	-
Triples	-	-
Home Runs	1, 4 times	1, 4 times
Stolen Bases	-	-

2017 GAME-BY-GAME

DATE	OPPONENT	GS	AB	R	H	RBI	2B	3B	HR	BB	SB
2/18	Marshall	*	3	1	1	0	0	0	0	0	0
2/19	Western Michigan	*	0	0	0	0	0	0	0	0	1
2/21	at Georgia Southern	*	4	1	1	1	0	0	0	0	1
2/24	Youngstown State	*	1	1	1	1	0	0	0	1	0
2/25	Youngstown State	*	1	1	1	2	0	0	0	1	0
2/26	Youngstown State	*	3	0	0	0	0	0	0	0	0
3/3	Belmont	*	3	2	1	0	0	0	0	0	0
3/4	Belmont	*	3	1	1	1	0	0	0	1	0
3/5	Belmont	*	1	0	0	0	0	0	0	0	1
3/10	at Miami *	*	3	1	0	1	0	0	0	0	0
3/11	at Miami *	*	1	0	0	0	0	0	0	0	0
3/12	at Miami *	*	1	0	0	0	0	0	0	0	0
3/14	Oklahoma	*	0	0	0	0	0	0	0	0	0
3/18	North Carolina *	*	0	0	0	0	0	0	0	0	1
3/19	North Carolina *	*	4	1	1	2	0	0	0	1	0
3/21	Auburn	*	1	0	0	0	0	0	0	0	0
3/24	at Wake Forest *	*	4	0	0	1	0	0	0	0	0
3/28	at Mercer	*	0	0	0	1	0	0	0	0	0
3/31	Clemson *	*	4	1	2	0	0	0	0	0	0
4/1	Clemson *	*	3	0	0	0	0	0	0	0	1
4/2	Clemson *	*	1	0	0	0	0	0	0	0	1
4/4	at Auburn	*	4	2	2	2	0	0	1	1	0

CAREER STATISTICS

YEAR	AVG	GP-GS	AB	R	H	2B	3B	HR	RBI	SLG	BB	SO	OBP	SB-A	FLD
2017	.244	22-12	45	12	11	0	0	4	12	.511	8	14	.373	0-0	.986
TOTAL	.244	22-12	45	12	11	0	0	4	12	.511	8	14	.373	0-0	.986

PLAYER PROFILES POSITION PLAYERS

#16 • COLEMAN POJE • OF

R/R • R-SR • 6-2 • 209 • ATLANTA, GA. (WESTMINSTER/AIR FORCE)

	2017 SEASON HIGH	CAREER HIGH
Hits	4, at Wake Forest (3/24/17)	4, at Wake Forest (3/24/17)
Runs	3, twice - last at Auburn (4/4/17)	3, 3 times
RBIs	3, at Auburn (4/4/17)	6, vs. Savannah State (5/10/16)
Doubles	2, at Miami (3/10/17)	2, at Miami (3/10/17)
Home Runs	2, at Wake Forest (3/24/17)	2, twice - last at Wake Forest (3/24/17)
Stolen Bases	-	1, 4 times

2016 GAME-BY-GAME

DATE	OPPONENT	GS	AB	R	H	RBI	2B	3B	HR	BB	SB
2/17	BYU	*	4	0	1	0	0	0	0	0	0
2/18	Marshall	*	0	0	0	0	0	0	0	0	0
2/19	Western Michigan	*	0	0	0	0	0	0	0	1	0
2/21	at Georgia Southern	*	0	0	0	0	0	0	0	0	0
2/24	Youngstown State	*	4	2	2	1	0	0	1	1	0
2/25	Youngstown State	*	5	1	2	0	1	0	0	1	0
2/26	Youngstown State	*	2	0	0	0	0	0	0	1	0
2/28	Georgia State	*	3	0	0	0	0	0	0	1	0
3/3	Belmont	*	4	1	1	1	0	0	0	1	0
3/4	Belmont	*	3	0	0	0	0	0	0	0	0
3/5	Belmont	*	2	0	0	0	0	0	0	0	0
3/10	at Miami *	*	4	0	3	2	2	0	0	1	0
3/11	at Miami *	*	5	2	2	1	1	0	0	1	0
3/12	at Miami *	*	5	2	2	1	1	0	1	0	0
3/14	Oklahoma	*	3	0	1	0	0	0	0	1	0
3/17	North Carolina *	*	2	0	0	0	0	0	0	1	0
3/18	North Carolina *	*	5	0	2	0	0	0	0	0	0
3/19	North Carolina *	*	4	0	1	0	0	0	0	1	0
3/21	Auburn	*	1	1	1	1	0	0	1	3	0
3/24	at Wake Forest *	*	5	3	4	2	0	0	2	1	0
3/25	at Wake Forest *	*	5	1	0	0	0	0	0	0	0
3/26	at Wake Forest *	*	5	1	1	0	1	0	0	0	0
3/28	at Mercer	*	5	0	2	0	1	0	0	0	0
3/31	Clemson *	*	4	1	1	2	0	0	1	0	0
4/1	Clemson *	*	3	0	0	0	0	0	0	0	0
4/2	Clemson *	*	4	0	1	0	1	0	0	0	0
4/4	at Auburn	*	4	3	2	3	1	0	1	0	0

CAREER STATISTICS AT TECH

YEAR	AVG	GP-GS	AB	R	H	2B	3B	HR	RBI	SLG	BB	SO	OBP	SB-A	FLD
2015															
Did Not Play (NCAA Transfer Rules)															
2016	.214	24-4	28	6	6	0	0	2	10	.429	5	12	.314	1-1	1.000
2017	.319	27-23	91	18	29	9	0	7	14	.648	15	30	.431	0-0	.984
TOTAL	.294	51-27	119	24	35	9	0	9	24	.597	20	42	.403	1-1	.989

#21 • BRANDT STALLINGS • OF

R/R • SO • 6-4 • 220 • BUFORD, GA. (KINGS RIDGE CHRISTIAN)

	2017 SEASON HIGH	CAREER HIGH
Hits	2, vs. Youngstown State (2/24/17)	3, 4 times
Runs	2, vs. Youngstown State (2/24/17)	2, 7 times
RBIs	2, vs. Youngstown State (2/24/17)	4, twice – last vs. C. Carolina (4/29/16)
Doubles	1, twice - last vs. Clemson (3/31/17)	2, vs. Savannah State (5/10/16)
Triples	-	1, twice - last vs. Boston College (5/21/16)
Home Runs	1, twice - last vs. Georgia State (2/28/17)	1, 9 times
Stolen Bases	-	1, 4 times

2017 GAME-BY-GAME

DATE	OPPONENT	GS	AB	R	H	RBI	2B	3B	HR	BB	SB
2/17	BYU	*	4	0	0	0	0	0	0	0	0
2/18	Marshall	*	4	0	1	0	0	0	0	0	0
2/19	Western Michigan	*	4	0	0	0	0	0	0	0	0
2/21	at Georgia Southern	*	3	1	0	0	0	0	0	0	1
2/24	Youngstown State	*	3	2	2	2	0	0	0	0	0
2/26	Youngstown State	*	3	1	1	1	0	0	1	0	0
2/28	Georgia State	*	4	1	1	1	0	0	1	0	0
3/3	Belmont	*	1	0	0	0	0	0	0	0	0
3/5	Belmont	*	2	0	1	0	0	0	0	0	0
3/11	at Miami *	*	3	0	1	0	0	0	0	0	0
3/12	at Miami *	*	3	0	0	0	0	0	0	0	0
3/25	at Wake Forest *	*	4	1	1	0	0	0	0	1	0
3/26	at Wake Forest *	*	2	0	0	0	0	0	0	0	0
3/28	at Mercer	*	2	0	1	0	1	0	0	0	0
3/31	Clemson *	*	1	1	1	1	1	0	0	0	0
4/2	Clemson *	*	5	0	1	0	0	0	0	0	0

CAREER STATISTICS

YEAR	AVG	GP-GS	AB	R	H	2B	3B	HR	RBI	SLG	BB	SO	OBP	SB-A	FLD
2016	.299	47-36	144	26	43	9	2	7	33	.535	14	41	.360	4-4	.981
2017	.229	16-12	48	7	11	2	0	2	5	.396	2	11	.275	0-0	.909
TOTAL	.281	63-48	192	33	54	11	2	9	38	.500	16	52	.340	4-4	.968

PLAYER PROFILES POSITION PLAYERS

#22 • TREVOR CRAPORT • UTL

R/R • SO. • 5-11 • 198 • NORCROSS, GA. (NORCROSS)

2017 NCBWA PRESEASON ALL-AMERICAN, THIRD TEAM
COLLEGIATE BASEBALL NATIONAL PLAYER OF THE WEEK (5/16/16)

	2017 SEASON HIGH	CAREER HIGH
Hits	4, at Miami (3/10/17)	4, 3 times
Runs	2, 7 times	3, twice – last vs. SSU (5/10/16)
RBIs	4, vs. Marshall (2/18/17)	4, vs. Marshall (2/18/17)
Doubles	1, 9 times	2, 3 times
Triples	1, vs. WMU (2/19/17)	1, twice - last vs. WMU (2/19/17)
Home Runs	1, 3 times	2, at Virginia (5/15/16)
Stolen Bases	2, vs. Youngstown State (2/25/17)	2, vs. Youngstown State (2/25/17)

2017 GAME-BY-GAME

DATE	OPPONENT	GS	AB	R	H	RBI	2B	3B	HR	BB	SB
2/17	BYU	*	3	0	0	0	0	0	0	1	0
2/18	Marshall	*	6	1	2	4	1	0	1	0	0
2/19	Western Michigan	*	4	1	3	2	1	1	0	0	0
2/21	at Georgia Southern	*	4	1	1	0	0	0	0	1	1
2/24	Youngstown State	*	3	2	1	1	1	0	0	1	0
2/25	Youngstown State	*	3	2	2	1	0	0	0	1	2
2/26	Youngstown State	*	4	0	2	0	0	0	0	0	0
2/28	Georgia State	*	4	2	1	1	0	0	0	1	0
3/3	Belmont	*	5	1	1	2	0	0	1	0	0
3/4	Belmont	*	4	0	1	1	0	0	0	1	1
3/5	Belmont	*	5	1	1	0	1	0	0	0	0
3/10	at Miami *	*	5	2	4	0	1	0	0	0	0
3/11	at Miami *	*	4	1	0	0	0	0	0	2	0
3/12	at Miami *	*	4	0	2	0	1	0	0	1	0
3/14	Oklahoma	*	3	0	0	0	0	0	0	1	0
3/17	North Carolina *	*	4	2	2	1	1	0	1	0	0
3/18	North Carolina *	*	4	0	1	1	0	0	0	0	0
3/19	North Carolina *	*	4	1	1	1	0	0	0	1	0
3/21	Auburn	*	4	0	0	0	0	0	0	0	0
3/24	at Wake Forest *	*	6	1	2	0	0	0	0	0	0
3/25	at Wake Forest *	*	5	0	2	1	0	0	0	0	0
3/26	at Wake Forest *	*	5	0	3	0	0	0	0	0	0
3/28	at Mercer	*	6	2	3	0	0	0	0	0	0
3/31	Clemson *	*	4	0	1	1	0	0	0	1	0
4/1	Clemson *	*	4	0	1	0	1	0	0	0	0
4/2	Clemson *	*	4	2	2	0	1	0	0	1	0
4/4	at Auburn	*	5	0	1	0	0	0	0	0	0

CAREER STATISTICS

YEAR	AVG	GP-GS	AB	R	H	2B	3B	HR	RBI	SLG	BB	SO	OBP	SB-A	FLD
2015															1,000
Was a member of the pitching staff															
2016	.352	56-56	199	40	70	15	1	7	31	.543	17	17	.414	4-5	.917
2017	.345	27-27	116	22	40	9	1	3	17	.517	14	17	.418	4-5	.903
TOTAL	.349	83-83	315	62	110	24	2	10	48	.533	31	34	.416	8-10	.914

#25 • KEL JOHNSON • OF

R/R • JR. • 6-4 • 203 • PALMETTO, GA. (HOME SCHOOLED)

2017 NCBWA PRESEASON ALL-AMERICAN - SECOND TEAM
2017 COLLEGIATE BASEBALL PRESEASON ALL-AMERICAN - THIRD TEAM
2017 PERF GAME PRESEASON ACC ALL-CONFERENCE
2016 ACC FIRST TEAM ALL-CONFERENCE
2015 LOUISVILLE SLUGGER FRESHMAN ALL-AMERICAN
2015 D1BASEBALL FRESHMAN ALL-AMERICAN - SECOND TEAM
2015 ACC ALL-FRESHMAN TEAM

	2017 SEASON HIGH	CAREER HIGH
Hits	4, at Wake Forest (3/25/17)	4, 3 times
Runs	3, vs. Georgia Southern (2/21/17)	3, twice - last vs. Ga. Southern (2/21/17)
RBIs	5 vs. Georgia State (2/28/17)	5, 3 times
Doubles	2, at Auburn (4/4/17)	2, 3 times
Triples	-	1, 3 times
Home Runs	3, vs. Georgia Southern (2/21/17)	3, vs. Georgia Southern (2/21/17)
Stolen Bases	-	1, twice – last vs. Virginia Tech (3/20/16)

2017 GAME-BY-GAME

DATE	OPPONENT	GS	AB	R	H	RBI	2B	3B	HR	BB	SB
2/17	BYU	*	3	1	1	3	0	0	1	0	0
2/18	Marshall	*	4	1	1	1	0	0	1	0	0
2/19	Western Michigan	*	4	0	2	2	0	0	0	1	0
2/21	at Georgia Southern	*	5	3	3	4	0	0	3	0	0
2/24	Youngstown State	*	4	0	0	1	0	0	0	0	0
2/25	Youngstown State	*	6	1	2	2	0	0	0	0	0
2/26	Youngstown State	*	4	0	1	0	0	0	0	0	0
2/28	Georgia State	*	3	1	2	5	1	0	1	0	0
3/3	Belmont	*	4	0	1	1	0	0	0	0	0
3/4	Belmont	*	4	1	0	0	0	0	0	1	0
3/5	Belmont	*	5	0	3	1	1	0	0	0	0
3/10	at Miami *	*	5	1	1	1	0	0	0	0	0
3/11	at Miami *	*	5	1	1	1	0	0	0	1	0
3/12	at Miami *	*	5	0	0	0	0	0	0	0	0
3/14	Oklahoma	*	3	0	0	0	0	0	0	1	0
3/17	North Carolina *	*	2	1	0	0	0	0	0	2	0
3/18	North Carolina *	*	6	1	1	2	0	0	1	0	0
3/19	North Carolina *	*	4	0	2	0	1	0	0	0	0
3/21	Auburn	*	4	0	1	0	0	0	0	0	0
3/24	at Wake Forest *	*	6	0	0	0	0	0	0	0	0
3/25	at Wake Forest *	*	5	2	4	2	1	0	1	0	0
3/26	at Wake Forest *	*	3	2	1	0	1	0	0	1	0
3/28	at Mercer	*	4	1	1	0	0	0	0	0	0
3/31	Clemson *	*	4	1	1	0	0	0	0	0	0
4/1	Clemson *	*	4	1	1	1	0	0	1	0	0
4/2	Clemson *	*	3	0	1	1	0	0	0	1	0
4/4	at Auburn	*	5	1	2	2	2	0	0	0	0

CAREER STATISTICS

YEAR	AVG	GP-GS	AB	R	H	2B	3B	HR	RBI	SLG	BB	SO	OBP	SB-A	FLD
2015	.298	40-39	151	27	45	9	1	10	34	.570	16	55	.369	0-0	1,000
2016	.319	61-61	248	45	79	16	2	11	54	.532	19	71	.367	2-2	.985
2017	.289	27-27	114	20	33	7	0	9	30	.588	8	31	.344	0-0	.963
TOTAL	.306	128-127	513	92	157	32	3	30	118	.556	43	157	.362	2-2	.968

PLAYER PROFILES POSITION PLAYERS

#26 • PAXTON RIGBY • INF/OF

L/R • FR. • 6-3 • 196 • ALTAMONTE SPRINGS, FLA. (LAKE BRANTLEY)

	2017 SEASON HIGH	CAREER HIGH
Hits	-	-
Runs	-	-
RBIs	-	-
Doubles	-	-
Triples	-	-
Home Runs	-	-
Stolen Bases	-	-

2017 GAME-BY-GAME

DATE	OPPONENT	GS	AB	R	H	RBI	2B	3B	HR	BB	SB
2/18	Marshall	1	0	0	0	0	0	0	0	0	0
2/24	Youngstown State	1	0	0	0	0	0	0	0	0	0
3/28	at Mercer	1	0	0	0	0	0	0	0	0	0
4/2	Clemson *	0	0	0	0	0	0	0	0	1	0

CAREER STATISTICS

YEAR	AVG	GP-GS	AB	R	H	2B	3B	HR	RBI	SLG	BB	SO	OBP	SB-A	FLD
2017	.000	4-0	3	0	0	0	0	0	0	.000	1	2	.250	0-0	1.000
TOTAL	.000	4-0	3	0	0	0	0	0	0	.000	1	2	.250	0-0	1.000

#27 • PATRICK WISEMAN • INF/DH

L/R • JR. • 6-5 • 218 • ROSWELL, GA. (POPE)

	2017 SEASON HIGH	CAREER HIGH
Hits	-	2, vs. Savannah State (5/10/16)
Runs	-	-
RBIs	-	-
Doubles	-	-
Triples	-	-
Home Runs	-	-
Stolen Bases	-	-

2017 GAME-BY-GAME

DATE	OPPONENT	GS	AB	R	H	RBI	2B	3B	HR	BB	SB
2/18	Marshall	1	0	0	0	0	0	0	0	0	0
2/19	Western Michigan *	2	0	0	0	0	0	0	0	0	0
2/24	Youngstown State	1	0	0	0	0	0	0	0	0	0
2/26	Youngstown State	1	0	0	0	0	0	0	0	0	0
2/28	Georgia State	1	0	0	0	0	0	0	0	0	0
3/28	at Mercer	1	0	0	0	0	0	0	0	0	0
4/2	Clemson *	1	0	0	0	0	0	0	0	0	0

CAREER STATISTICS

YEAR	AVG	GP-GS	AB	R	H	2B	3B	HR	RBI	SLG	BB	SO	OBP	SB-A	FLD
2016	1.000	6-0	2	0	2	0	0	0	0	1.000	0	0	1.000	0-0	1.000
2017	.000	7-1	8	0	0	0	0	0	0	.000	0	3	.000	0-0	1.000
TOTAL	.200	13-1	10	0	2	0	0	0	0	.200	0	3	.200	0-0	1.000

#30 • BRENTON SANDERS • INF/C

L/R • FR. • 5-10 • 222 • TUSCALOOSA, ALA. (NORTHBRIDGE)

	2017 SEASON HIGH	CAREER HIGH
Hits	1, vs. Marshall (2/18/17)	1, vs. Marshall (2/18/17)
Runs	-	-
RBIs	-	-
Doubles	-	-
Home Runs	-	-
Stolen Bases	-	-

2017 GAME-BY-GAME

DATE	OPPONENT	GS	AB	R	H	RBI	2B	3B	HR	BB	SB
2/18	Marshall	1	0	1	0	0	0	0	0	0	0
2/24	Youngstown State	1	0	0	0	0	0	0	0	0	0
3/28	at Mercer	0	0	0	0	0	0	0	0	0	0
4/2	Clemson *	1	0	0	0	0	0	0	0	0	0

CAREER STATISTICS

YEAR	AVG	GP-GS	AB	R	H	2B	3B	HR	RBI	SLG	BB	SO	OBP	SB-A	FLD
2017	.333	4-0	3	0	1	0	0	0	0	.333	0	1	.333	0-0	.000
TOTAL	.333	4-0	3	0	1	0	0	0	0	.333	0	1	.333	0-0	.000

#31 • NICK WILHITE • OF

L/L • FR. • 5-9 • 154 • BUFORD, GA. (BUFORD)

	2017 SEASON HIGH	CAREER HIGH
Hits	1, twice - last vs. Clemson (4/2/17)	1, twice - last vs. Clemson (4/2/17)
Runs	1, twice - last vs. Clemson (4/2/17)	1, twice - last vs. Clemson (4/2/17)
RBIs	1, vs. Clemson (4/2/17)	1, vs. Clemson (4/2/17)
Doubles	-	-
Home Runs	-	-
Stolen Bases	-	-

2017 GAME-BY-GAME

DATE	OPPONENT	GS	AB	R	H	RBI	2B	3B	HR	BB	SB
2/18	Marshall	1	0	0	0	0	0	0	0	1	0
2/19	WMU	0	0	0	0	0	0	0	0	0	0
2/24	Youngstown State	2	0	0	0	0	0	0	0	0	0
2/25	Youngstown State	1	0	0	0	0	0	0	0	0	0
3/4	Belmont	0	0	0	0	0	0	0	0	0	0
3/10	at Miami *	0	0	0	0	0	0	0	0	0	0
3/11	at Miami *	1	0	0	0	0	0	0	0	0	0
3/17	North Carolina *	0	0	0	0	0	0	0	0	0	0
3/26	at Wake Forest *	2	1	1	0	0	0	0	0	0	0
3/28	at Mercer	1	0	0	0	0	0	0	0	0	0
4/2	Clemson *	2	1	1	1	0	0	0	0	0	0

CAREER STATISTICS

YEAR	AVG	GP-GS	AB	R	H	2B	3B	HR	RBI	SLG	BB	SO	OBP	SB-A	FLD
2017	.200	11-0	10	2	2	0	0	0	1	.200	1	6	.273	0-0	1.000
TOTAL	.200	11-0	10	2	2	0	0	0	1	.200	1	6	.273	0-0	1.000

SEASON STATISTICS

RECORD: 16-11 HOME: 11-7 AWAY: 5-4 NEUTRAL: 0-0

Player	avg	gp-gs	ab	r	h	2b	3b	hr	rbi	tb	slg%	bb	hp	so	gdp	ob%	sf	sh	sb-att	po	a	e	fld%	
Austin Wilhite	.396	27-26	91	22	36	8	0	1	16	47	.516	13	1	24	4	.476	0	1	1-2	52	64	5	.959	
Wade Bailey	.355	27-27	121	38	43	14	1	2	24	65	.537	12	1	18	0	.415	1	2	4-5	47	57	4	.963	
Trevor Craport	.345	27-27	116	22	40	9	1	3	17	60	.517	14	2	17	2	.418	2	1	4-5	14	42	6	.903	
Joey Bart	.339	27-27	115	25	39	9	0	11	31	81	.704	9	5	25	1	.411	0	0	2-2	211	13	3	.987	
Coleman Poje	.319	27-23	91	18	29	9	0	7	14	59	.648	15	3	30	1	.431	0	1	0-0	61	2	1	.984	
Kel Johnson	.289	27-27	114	20	33	7	0	9	30	67	.588	8	3	31	3	.344	3	0	0-0	121	9	5	.963	
Chase Murray	.264	23-21	87	12	23	6	0	2	15	35	.402	3	1	24	0	.290	2	0	1-2	39	1	1	.976	
Ryan Peurifoy	.255	27-27	98	16	25	6	1	4	14	45	.459	10	1	16	2	.327	1	3	2-2	79	4	1	.988	
Kyle McCann	.244	22-12	45	12	11	0	0	4	12	23	.511	8	3	14	0	.373	3	0	0-0	63	5	1	.986	
Brandt Stallings	.229	16-12	48	7	11	2	0	2	5	19	.396	2	1	11	0	.275	0	0	0-0	10	0	1	.909	

Brenton Sanders	.333	4-0	3	0	1	0	0	0	0	1	.333	0	0	1	0	.333	0	0	0-0	0	0	0	.000	
Carter Hall	.308	8-4	13	5	4	0	0	1	2	7	.538	2	1	3	0	.438	0	3	1-2	9	0	0	1.000	
Parker McCoy	.250	5-1	4	0	1	0	0	0	0	1	.250	2	0	1	0	.500	0	1	0-0	3	3	0	1.000	
Nick Wilhite	.200	11-0	10	2	2	0	0	0	1	2	.200	1	0	6	0	.273	0	0	0-0	2	1	0	1.000	
Keenan Innis	.194	15-8	31	5	6	2	0	0	7	8	.258	2	1	7	2	.265	0	4	1-2	8	0	0	1.000	
Patrick Wiseman	.000	7-1	8	0	0	0	0	0	0	0	.000	0	0	3	0	.000	0	0	0-0	5	0	0	1.000	
Paxton Rigby	.000	4-0	3	0	0	0	0	0	0	0	.000	1	0	2	0	.250	0	0	0-0	1	2	0	1.000	
Totals	.305	27	998	204	304	72	3	46	188	520	.521	102	23	233	15	.378	12	16	16-22	738	233	31	.969	
Opponents	.269	27	953	178	256	54	5	31	165	413	.433	145	41	225	16	.384	12	15	14-19	719	240	45	.955	

LOB - Team (228), Opp (250). DPs turned - Team (23), Opp (18). IBB - Team (5), Peurifoy, R 1, Bart, J 1, Poje, C 1, McCann, K 1, Johnson, K 1, Opp (6). Picked off - McCoy, P 1.

(All games Sorted by Earned run avg)

Player	era	w-l	app	gs	cg	sho	sv	ip	h	r	er	bb	so	2b	3b	hr	b/avg	wp	hp	bks	sfa	sha		
Zac Ryan	1.73	3-1	14	0	0	0/0	2	26.0	21	9	5	11	22	5	0	2	.223	3	2	0	2	6		
Jay Shaddy	2.25	2-1	10	3	0	0/1	0	24.0	22	11	6	9	21	7	0	1	.232	1	1	0	1	0		
Jonathan Hughes	4.88	1-1	7	7	0	0/0	0	24.0	22	18	13	22	19	7	0	2	.253	6	8	0	2	0		
Ben Schniederjans	5.31	1-2	9	4	0	0/1	0	20.1	16	14	12	13	19	5	0	0	.213	2	1	0	2	1		
Jared Datoc	5.47	3-0	16	0	0	0/0	0	26.1	30	19	16	16	28	6	0	2	.286	1	4	0	0	2		
Xzavion Curry	5.55	3-3	7	7	0	0/0	0	35.2	42	26	22	17	36	7	3	3	.307	1	5	0	3	3		

Ben Parr	3.12	1-0	3	2	0	0/0	0	8.2	10	3	3	6	6	2	0	2	.278	0	0	0	0	0		
Burton Dulaney	3.18	0-0	6	0	0	0/0	1	5.2	3	3	2	5	6	1	0	0	.176	1	3	0	1	0		
Micah Carpenter	3.55	0-0	11	0	0	0/0	0	12.2	15	5	5	7	11	2	1	2	.294	2	2	0	0	1		
Andy Archer	5.19	0-0	6	0	0	0/0	0	8.2	6	5	5	3	7	0	0	3	.194	1	2	0	0	0		
Robert Winborne	6.23	0-0	13	0	0	0/0	0	17.1	20	12	12	6	19	2	0	6	.290	1	5	1	0	0		
Bailey Combs	7.71	0-0	6	0	0	0/0	0	7.0	10	8	6	3	7	3	0	2	.313	0	0	0	0	0		
Jake Lee	8.22	1-1	8	1	0	0/0	1	15.1	21	14	14	7	13	5	0	2	.318	0	3	0	0	1		
Keyton Gibson	12.66	1-2	6	3	0	0/0	0	10.2	12	15	15	8	9	0	1	3	.286	3	1	0	1	0		
Jonathan King	27.00	0-0	3	0	0	0/0	0	1.2	3	5	5	4	1	1	0	1	.375	1	1	0	0	0		
Garrett Gooden	37.80	0-0	4	0	0	0/0	0	1.2	2	8	7	6	1	1	0	0	.286	0	2	0	0	0		
Nick Wilhite	81.00	0-0	2	0	0	0/0	0	0.1	1	3	3	2	0	0	0	0	1.000	0	1	0	0	1		
Totals	5.52	16-11	27	27	0	1/1	4	246.0	256	178	151	145	225	54	5	31	.269	23	41	1	12	15		
Opponents	5.97	11-16	27	27	0	0/0	4	239.2	304	204	159	102	233	72	3	46	.305	21	23	2	12	16		

PB - Team (3), Bart, J 2, McCann, K 1, Opp (10). Pickoffs - Team (2), Curry, X 2, Opp (1). SBA/ATT - Bart, J (10-15), Lee, J (4-5), Ryan, Z (2-2), Combs, B (1-2), Archer, A (1-2), Curry, X (2-2), Winborne, R (0-1), McCann, K (1-1), Gooden, G (1-1), Hughes, J (0-1).

ACC ONLY STATISTICS

RECORD: 4-8 HOME: 2-4 AWAY: 2-4

Player	avg	gp-gs	ab	r	h	2b	3b	hr	rbi	tb	slg%	bb	hp	so	gdp	ob%	sf	sh	sb-att	po	a	e	fld%	
Trevor Craport	.396	12-12	53	9	21	5	0	1	5	29	.547	6	0	11	0	.450	1	1	0-1	7	17	4	.857	
Coleman Poje	.333	12-12	51	10	17	6	0	4	8	35	.686	5	1	22	0	.404	0	1	0-0	29	0	1	.967	
Austin Wilhite	.310	12-12	42	7	13	5	0	0	2	18	.429	8	0	13	2	.420	0	1	0-0	19	29	4	.923	
Ryan Peurifoy	.267	12-12	45	6	12	3	0	3	11	24	.533	7	1	11	0	.370	1	0	1-1	36	2	0	1.000	
Wade Bailey	.263	12-12	57	8	15	4	0	1	9	22	.386	4	0	14	0	.311	0	1	0-1	24	27	4	.927	
Kel Johnson	.250	12-12	52	10	13	3	0	3	8	25	.481	5	1	17	0	.328	0	0	0-0	48	4	2	.963	
Joey Bart	.235	12-12	51	8	12	6	0	2	7	24	.471	4	3	18	1	.328	0	0	0-0	99	11	3	.973	
Brandt Stallings	.222	6-5	18	2	4	1	0	0	1	5	.278	1	0	6	0	.263	0	0	0-0	0	0	0	.000	
Chase Murray	.161	8-7	31	2	5	2	0	1	7	10	.323	1	0	13	0	.176	2	0	0-1	17	0	0	1.000	
Kyle McCann	.143	9-5	21	3	3	0	0	1	4	6	.286	3	2	8	0	.286	2	0	0-0	36	2	1	.974	

Parker McCoy	1.000	1-0	1	0	1	0	0	0	0	1	1.000	0	0	0	0	1.000	0	0	0-0	1	1	0	1.000	
Nick Wilhite	.400	5-0	5	2	2	0	0	0	1	2	.400	0	0	2	0	.400	0	0	0-0	2	1	0	1.000	
Carter Hall	.333	5-3	9	2	3	0	0	0	0	3	.333	1	1	2	0	.455	0	3	1-2	6	0	0	1.000	
Keenan Innis	.154	6-4	13	2	2	0	0	0	2	2	.154	1	0	5	1	.214	0	3	0-0	4	0	0	1.000	
Brenton Sanders	.000	1-0	1	0	0	0	0	0	0	0	.000	0	0	0	0	.000	0	0	0-0	0	0	0	.000	
Patrick Wiseman	.000	1-0	1	0	0	0	0	0	0	0	.000	0	0	1	0	.000	0	0	0-0	0	0	0	.000	
Paxton Rigby	.000	1-0	0	0	0	0	0	0	0	0	.000	1	0	0	0	1.000	0	0	0-0	0	0	0	.000	
Totals	.273	12	451	71	123	35	0	16	65	206	.457	47	9	143	4	.349	6	10	2-6	333	109	22	.953	
Opponents	.299	12	445	103	133	25	4	19	93	223	.501	79	21	106	9	.422	7	11	11-15	341	100	20	.957	

LOB - Team (111), Opp (127). DPs turned - Team (12), Opp (5). IBB - Team (3), Poje, C 1, Peurifoy, R 1, Bart, J 1, Opp (5).

(ACC games only Sorted by Earned run avg)

Player	era	w-l	app	gs	cg	sho	sv	ip	h	r	er	bb	so	2b	3b	hr	b/avg	wp	hp	bk	sfa	sha		
Zac Ryan	1.76	3-1	7	0	0	0/0	0	15.1	10	7	3	8	17	2	0	2	.179	3	1	0	2	4		
Jay Shadday	2.76	1-1	5	3	0	0/0	0	16.1	15	5	5	8	15	5	0	0	.234	0	1	0	0	0		
Jared Datoc	3.65	0-0	7	0	0	0/0	0	12.1	14	7	5	7	12	1	0	1	.298	0	2	0	0	2		
Jonathan Hughes	4.66	0-1	3	3	0	0/0	0	9.2	13	10	5	11	6	3	0	2	.351	5	4	0	1	0		
Xzavion Curry	8.69	0-3	4	4	0	0/0	0	19.2	29	23	19	12	19	5	3	3	.358	1	3	0	3	3		

Burton Dulaney	6.00	0-0	4	0	0	0/0	1	3.0	2	3	2	4	5	1	0	0	.200	1	2	0	0	0		
Andy Archer	6.35	0-0	4	0	0	0/0	0	5.2	4	4	4	2	4	0	0	2	.200	1	2	0	0	0		
Robert Winborne	6.48	0-0	7	0	0	0/0	0	8.1	10	6	6	4	9	1	0	4	.294	0	2	1	0	0		
Bailey Combs	6.75	0-0	3	0	0	0/0	0	4.0	5	5	3	2	5	0	0	2	.278	0	0	0	0	0		
Keyton Gibson	8.10	0-0	3	0	0	0/0	0	3.1	2	3	3	4	4	0	0	0	.182	2	0	0	0	0		
Micah Carpenter	10.38	0-0	5	0	0	0/0	0	4.1	7	5	5	3	4	1	1	2	.368	1	1	0	0	0		
Jake Lee	16.20	0-1	4	1	0	0/0	0	5.0	13	9	9	3	4	3	0	1	.464	0	1	0	0	1		
Ben Schniederjans	27.00	0-1	3	1	0	0/0	0	2.1	6	7	7	4	1	2	0	0	.462	2	0	0	1	0		
Garrett Gooden	40.50	0-0	3	0	0	0/0	0	1.1	2	6	6	5	1	1	0	0	.333	0	1	0	0	0		
Nick Wilhite	81.00	0-0	2	0	0	0/0	0	0.1	1	3	3	2	0	0	0	0	1.000	0	1	0	0	1		
Totals	6.89	4-8	12	12	0	0/0	1	111.0	133	103	85	79	106	25	4	19	.299	16	21	1	7	11		
Opponents	4.75	8-4	12	12	0	0/0	3	113.2	123	71	60	47	143	35	0	16	.273	9	9	2	6	10		

PB - Team (2), Bart, J 2, Opp (5). SBA/ATT - Bart, J (8-12), Lee, J (4-4), Combs, B (1-2), Archer, A (1-2), Curry, X (1-1), Hughes, J (0-1), Winborne, R (0-1), Ryan, Z (1-1).

STARTING LINEUPS BY POSITION

Date	Opponent	No. (Time)	Record	C	1B	2B	3B	SS	LF	CF	RF	DH
2/17	BYU	1 (1)	1-0	Bart	Poje	Bailey	Craport	A. Wilhite	Murray	Peurifoy	Stallings	Johnson
2/18	Marshall	2 (1)	1-0	Bart	Johnson	Bailey	Craport	A. Wilhite	Murray	Peurifoy	Stallings	McCann
2/19	Western Michigan	3 (1)	1-0	Bart	Johnson	Bailey	Craport	A. Wilhite	Murray	Peurifoy	Stallings	Wiseman
2/21	at Georgia Southern	2 (2)	2-0	Bart	Johnson	Bailey	Craport	A. Wilhite	Murray	Peurifoy	Stallings	McCann
2/24	Youngstown State	4 (1)	1-0	Bart	Johnson	Bailey	Craport	A. Wilhite	Murray	Peurifoy	Poje	Stallings
2/25	Youngstown State	5 (1)	1-0	Bart	Johnson	Bailey	Craport	McCoy	Murray	Peurifoy	Poje	Innis
2/26	Youngstown State	6 (1)	0-1	McCann	Johnson	Bailey	Craport	A. Wilhite	Poje	Peurifoy	Stallings	Bart
2/28	Georgia State	4 (2)	2-0	Bart	Johnson	Bailey	Craport	A. Wilhite	Murray	Peurifoy	Poje	Stallings
3/1	Kennesaw State	cancelled										
3/3	Belmont	7 (1)	1-0	Bart	Johnson	Bailey	Craport	A. Wilhite	Murray	Peurifoy	Poje	McCann
3/4	Belmont	8 (1)	1-0	Bart	McCann	Bailey	Craport	A. Wilhite	Murray	Peurifoy	Poje	Johnson
3/5	Belmont	9 (1)	0-1	Bart	Johnson	Bailey	Craport	A. Wilhite	Murray	Peurifoy	Innis	McCann
3/7	at Kennesaw State	cancelled										
3/10	at Miami *	8 (2)	1-1	Bart	McCann	Bailey	Craport	A. Wilhite	Murray	Peurifoy	Poje	Johnson
3/11	at Miami *	4 (3)	3-0	Bart	Johnson	Bailey	Craport	A. Wilhite	Murray	Peurifoy	Poje	Stallings
3/12	at Miami *	4 (4)	3-1	Bart	Johnson	Bailey	Craport	A. Wilhite	Murray	Peurifoy	Poje	Stallings
3/14	No. 12 Oklahoma	5 (2)	2-0	Bart	Johnson	Bailey	Craport	A. Wilhite	Murray	Peurifoy	Poje	Innis
3/17	No. 9 North Carolina *	5 (3)	2-1	Bart	Johnson	Bailey	Craport	A. Wilhite	Murray	Peurifoy	Poje	Innis
3/18	No. 9 North Carolina *	5 (4)	2-2	Bart	Johnson	Bailey	Craport	A. Wilhite	Murray	Peurifoy	Poje	Innis
3/19	No. 9 North Carolina *	10 (1)	0-1	Bart	McCann	Bailey	Craport	A. Wilhite	Peurifoy	Hall	Poje	Johnson
3/21	No. 16 Auburn	11 (1)	0-1	Bart	Poje	Bailey	Craport	A. Wilhite	Murray	Hall	Peurifoy	Johnson
3/24	at Wake Forest *	10 (2)	1-1	Bart	McCann	Bailey	Craport	A. Wilhite	Peurifoy	Hall	Poje	Johnson
3/25	at Wake Forest *	12 (1)	0-1	Bart	Johnson	Bailey	Craport	A. Wilhite	Peurifoy	Hall	Poje	Stallings
3/26	at Wake Forest *	1 (2)	1-1	Bart	Poje	Bailey	Craport	A. Wilhite	Murray	Peurifoy	Stallings	Johnson
3/28	at Mercer	5 (5)	3-2	Bart	Johnson	Bailey	Craport	A. Wilhite	Murray	Peurifoy	Poje	Innis
3/31	No. 5 Clemson *	8 (3)	1-2	Bart	McCann	Bailey	Craport	A. Wilhite	Murray	Peurifoy	Poje	Johnson
4/1	No. 5 Clemson *	13 (1)	1-0	Bart	McCann	Bailey	Craport	A. Wilhite	Innis	Peurifoy	Poje	Johnson
4/2	No. 5 Clemson *	14 (1)	0-1	Bart	Johnson	Bailey	Craport	A. Wilhite	Innis	Peurifoy	Poje	Stallings
4/4	at No. 7 Auburn	8 (4)	2-2	Bart	McCann	Bailey	Craport	A. Wilhite	Murray	Peurifoy	Poje	Johnson
4/7	at Notre Dame *											
4/8	at Notre Dame *											
4/9	at Notre Dame *											

STARTING LINEUPS BY BATTING ORDER

Date	Opponent	No. (Time)	Record	1	2	3	4	5	6	7	8	9
2/17	BYU	1 (1)	1-0	Bailey	Craport	Bart	Johnson	Stallings	Peurifoy	Murray	Poje	A. Wilhite
2/18	Marshall	2 (1)	1-0	Bailey	Craport	Bart	Johnson	Stallings	McCann	Peurifoy	Murray	A. Wilhite
2/19	Western Michigan	3 (1)	1-0	Bailey	Craport	Bart	Johnson	Stallings	Murray	Peurifoy	Wiseman	A. Wilhite
2/21	at Georgia Southern	4 (1)	1-0	Bailey	Craport	Bart	Johnson	McCann	Stallings	Murray	Peurifoy	A. Wilhite
2/24	Youngstown State	5 (1)	1-0	Bailey	Craport	Bart	Johnson	Poje	Peurifoy	Stallings	Murray	A. Wilhite
2/25	Youngstown State	6 (1)	1-0	Bailey	Craport	Bart	Johnson	Poje	Murray	Peurifoy	Innis	McCoy
2/26	Youngstown State	7 (1)	0-1	Bailey	Craport	Bart	Johnson	Poje	Peurifoy	Stallings	McCann	A. Wilhite
2/28	Georgia State	8 (1)	1-0	Bailey	Craport	Bart	Johnson	Poje	Murray	Peurifoy	Stallings	A. Wilhite
3/1	Kennesaw State	cancelled										
3/3	Belmont	9 (1)	1-0	Bailey	Craport	Bart	Johnson	Poje	Murray	Peurifoy	McCann	A. Wilhite
3/4	Belmont	9 (2)	2-0	Bailey	Craport	Bart	Johnson	Poje	Murray	Peurifoy	McCann	A. Wilhite
3/5	Belmont	10 (1)	0-1	Bailey	Craport	Bart	Johnson	Murray	Peurifoy	McCann	Innis	A. Wilhite
3/7	at Kennesaw State	cancelled										
3/10	at Miami *	11 (1)	0-1	Bailey	Craport	Bart	Johnson	McCann	Poje	Murray	Peurifoy	A. Wilhite
3/11	at Miami *	12 (1)	1-0	Bailey	Craport	Bart	Johnson	Poje	Stallings	Murray	Peurifoy	A. Wilhite
3/12	at Miami *	12 (2)	1-1	Bailey	Craport	Bart	Johnson	Poje	Stallings	Murray	Peurifoy	A. Wilhite
3/14	No. 12 Oklahoma	13 (1)	1-0	Bailey	Murray	Bart	Craport	Johnson	Poje	Innis	Peurifoy	A. Wilhite
3/17	No. 9 North Carolina *	13 (2)	1-1	Bailey	Murray	Bart	Craport	Johnson	Poje	Innis	Peurifoy	A. Wilhite
3/18	No. 9 North Carolina *	14 (1)	1-0	Bailey	Craport	Bart	Johnson	Murray	Poje	Innis	Peurifoy	A. Wilhite
3/19	No. 9 North Carolina *	15 (1)	0-1	Bailey	Craport	Bart	Johnson	McCann	Poje	Peurifoy	Hall	A. Wilhite
3/21	No. 16 Auburn	16 (1)	0-1	Bailey	Hall	Bart	Craport	Johnson	Poje	Peurifoy	Murray	A. Wilhite
3/24	at Wake Forest *	17 (1)	1-0	Bailey	Peurifoy	Craport	Bart	Poje	Johnson	McCann	Hall	A. Wilhite
3/25	at Wake Forest *	18 (1)	0-1	Bailey	Peurifoy	Craport	Bart	Poje	Johnson	Hall	Stallings	A. Wilhite
3/26	at Wake Forest *	19 (1)	0-1	Bailey	Peurifoy	Craport	Bart	Poje	Johnson	Stallings	Murray	A. Wilhite
3/28	at Mercer	20 (1)	1-0	Craport	Bailey	Bart	Johnson	Poje	Murray	A. Wilhite	Innis	Peurifoy
3/31	No. 5 Clemson *	21 (1)	0-1	Craport	Bailey	Bart	Johnson	Poje	McCann	A. Wilhite	Peurifoy	Murray
4/1	No. 5 Clemson *	22 (1)	1-0	Craport	Bailey	Bart	Johnson	Poje	McCann	A. Wilhite	Innis	Peurifoy
4/2	No. 5 Clemson *	23 (1)	0-1	Craport	Bailey	Bart	Johnson	Poje	A. Wilhite	Peurifoy	Stallings	Innis
4/4	at No. 7 Auburn	24 (1)	1-0	Craport	Bailey	Cart	Johnson	Poje	McCann	A. Wilhite	Murray	Peurifoy
4/7	at Notre Dame *											
4/8	at Notre Dame *											
4/9	at Notre Dame *											

GAME-BY-GAME RESULTS

DATE	OPPONENT	W-L	SCORE	ATT	GT PITCHER	OPP. PITCHER	RECORD	NOTES
2/17	BYU	W	5-3	1,660	Xzavion Curry (1-0)	Maverik Buffo (0-1)	1-0	GT is 23-1 in home openers under Hall ... Curry throws 5.0 scoreless innings in debut
2/18	Marshall	W	11-3	1,168	Ben Parr (1-0)	Jacob Niggemeyer (0-1)	2-0	GT posted a 7-run 2nd behind 3-straight home runs from Craport, Bart & Johnson
2/19	Western Michigan	W	8-3	1,273	Keyton Gibson (1-0)	Jack Szott (0-1)	3-0	Craport & A. Wilhite both go 3-for-4 ... Bailey, Craport & Johnson with 2 RBIs each
2/21	at Georgia Southern	W	10-3	1,851	Jared Datoc (1-0)	Zach Strickland (0-1)	4-0	Johnson blasted three home runs ... Jackets scored 5 runs in the top of the 1st
2/24	Youngstown State	W	15-6	1,241	Xzavion Curry (2-0)	Joe King (0-2)	5-0	Bart had a HR, 2B and 3 RBIs ... McCann & Murray each hit 1st career HR
2/25	Youngstown State	W	14-6	1,203	Jared Datoc (2-0)	Joel Hake (0-2)	6-0	GT had 7 different players with 2 or more hits in the win ... Ripped 17 hits as a team
2/26	Youngstown State	L	3-12	1,030	Keyton Gibson (1-1)	Collin Floyd (1-1)	6-1	Jackets gave up 8 runs in the 2nd ... GT pitchers walked 4 and hit 4 YSU batters
2/28	Georgia State	W	12-5	869	Jared Datoock (3-0)	Tyler Elwer (0-1)	7-1	Bart & Johnson go back-to-back HRs in the first ... Tech plates 8 in first three innings
3/1	Kennesaw State	cancelled						
3/3	Belmont	W	12-3	980	Xzavion Curry (3-0)	Tyler Vaughn (0-2)	8-1	Curry goes 6.0 scoreless innings; Bailey & A. Wilhite each tally three hits in the win
3/4	Belmont	W	10-2	1,181	Jonathan Hughes (1-0)	Dylan King (1-2)	9-1	Bart hits two home runs and drives in four RBIs; Hughes goes 5.0 innings in win
3/5	Belmont	L	5-11	1,115	Keyton Gibson (1-2)	Brennan Washington (1-0)	9-2	Jackets walk seven and hit two batters; Bart hits 5th home run of the season
3/7	at Kennesaw State	cancelled						
3/10	at Miami *	L	8-10	2,546	Xzavion Curry (3-1)	Albert Maury Jr. (1-0)	9-3	Bart hits 8th home run; Jackets score 5 in the fifth, but give up 2 in the eighth
3/11	at Miami *	W (11)	7-5	2,577	Zac Ryan (1-0)	Andrew Cabezas (0-1)	10-3	Ryan pitched 4.0 innings to earn win; Dulaney records first save of the season
3/12	at Miami *	L	7-17	2,957	Jake Lee (0-1)	Michael Mediavilla (1-3)	10-4	Bailey hit a lead-off HR; Tech used 10 different pitchers - walked 9 and hit 4 batters
3/14	No. 12 Oklahoma	W	2-0	830	Jay Shadday (1-0)	Austin Kerns (1-2)	11-4	Schniederjans & Shadday post a two-hit shutout; 1st career win for Shadday
3/17	No. 9 North Carolina *	L	5-6	1,228	Xzavion Curry (3-2)	J.B. Bukauskas (3-0)	11-5	Craport & Bart homer, while Peurifoy records two RBIs; Tech erased two 2-run deficits
3/18	No. 9 North Carolina *	W (12)	4-2	1,220	Zac Ryan (2-0)	R. Hutchison, Jr. (2-1)	12-5	Johnson with a two-run walk-off home run in the 12th; Tech bullpen 1 ER over 8 IP
3/19	No. 9 North Carolina *	L	4-7	1,469	Zac Ryan (2-1)	Brett Daniels (1-0)	12-6	Shadday 5.0 IP, 8 K's in first career start; McCann 2-run home run; 4 unearned runs
3/21	No. 16 Auburn	L	4-7	1,598	B. Schniederjans (0-1)	Calvin Coker (1-1)	12-7	A. Wilhite, Hall and Poje all homer in loss; Tech had 5 hits total, AU had 6 doubles
3/24	at Wake Forest *	W (11)	7-6	705	Zac Ryan (3-1)	John McCarren (2-2)	13-7	Peurifoy hit a solo home run in the 11th inning; Poje had two home runs in the win
3/25	at Wake Forest *	L	8-17	1,029	Jonathan Hughes (1-1)	Donnie Sellers (3-1)	13-8	Tech game up 7 unearned runs in the first four innings; GT left 11 runners on base
3/26	at Wake Forest *	L	4-8	713	Jay Shadday (1-1)	Connor Johnstone (3-0)	13-9	Seven different Jackets got a hit; Craport had three hits; walked 8 & hit 2 batters
3/28	at Mercer	W	11-3	2,267	B. Schniederjans (1-1)	Kevin Coulter (2-2)	14-9	Schniederjans went 5.0 IP for first career win; Bart goes 5-for-5 with 2 HR, 5 RBIs
3/31	No. 5 Clemson *	L	6-11	1,489	Xzavion Curry (3-3)	Charlie Barnes (3-2)	14-10	Clemson scores five in the fourth; Nine different players recorded a hit for GT
4/1	No. 5 Clemson *	W	5-1	2,725	Jay Shadday (2-1)	Alex Eubanks (4-2)	15-10	Seven of Tech's eight hits were extra base hits; Peurifoy 3 RBIs, A. Wilhite 2 doubles
4/2	No. 5 Clemson *	L	6-13	2,107	B. Schniederjans (1-2)	Pat Krall (5-0)	15-11	Tech gives up 13 runs in the first three innings of play; Bailey 2 doubles, 3 RBIs
4/4	at No. 7 Auburn	W	11-8	3,548	Jake Lee (1-1)	Daniel Sprinkle (0-4)	16-11	GT scores five in the first; gives up eight in the third; McCann & Poje homer in win
4/7	at Notre Dame *							
4/8	at Notre Dame *							
4/9	at Notre Dame *							

2017 LINE SCORES

Mar 31, 2017 at Atlanta, Ga.

Score by Innings	1	2	3	4	5	6	7	8	9	R	H	E	
Clemson	0	0	1	5	0	3	0	0	2	-	11	18	0
Georgia Tech	0	0	1	0	0	2	0	0	3	-	6	11	1

WP-Charlie Barnes (3-2) LP-Xzavion Curry (3-3) T-3:14 A-1489
 HR CU - Grayson Byrd (1)
 HR GT - Coleman Poje (6)

Apr 01, 2017 at Atlanta, Ga.

Score by Innings	1	2	3	4	5	6	7	8	9	R	H	E	
Clemson	0	0	0	0	0	1	0	0	0	-	1	5	0
Georgia Tech	0	0	1	1	3	0	0	0	X	-	5	8	0

WP-Jay Shadday (2-1) LP-Alex Eubanks (4-2) T-2:30 A-2725
 HR GT - Kel Johnson (9), Ryan Peurifoy (4)

Apr 02, 2017 at Atlanta, Ga.

Score by Innings	1	2	3	4	5	6	7	8	9	R	H	E	
Clemson	3	7	3	0	0	0	0	0	0	-	13	14	1
Georgia Tech	1	0	0	0	1	0	0	4	0	-	6	11	1

WP-Pat Krall (5-0) LP-Ben Schniederjans (1-2) T-3:06 A-2107
 HR CU - Reed Rohlman 2 (2), Chris Williams (7), Logan Davidson (4)

Apr 04, 2017 at Auburn, Ala.

Score by Innings	1	2	3	4	5	6	7	8	9	R	H	E	
Georgia Tech	5	0	0	2	2	0	0	0	2	-	11	15	0
Auburn	0	0	8	0	0	0	0	0	0	-	8	9	2

WP-Jake Lee (1-1) Save-Zac Ryan(2) LP-Sprinkle, Daniel (0-4) T-3:29 A-3548
 HR GT - Coleman Poje (7), Kyle McCann (4)

ROSTER INFORMATION

No.	Name	B/T	Position	Height	Weight	Year	Hometown/High School (Last School)
1	Xzavion Curry	"zay-v-on"	R/R	P/SS	5-10	185	Fr. Atlanta, Ga./Mays
2	Carter Hall		R/R	MIF	6-0	178	So. Alpharetta, Ga./Wesleyan School
3	Wade Bailey		R/R	MIF	5-9	182	Jr. Villa Rica, Ga./Villa Rica
4	Zac Ryan		R/R	P	6-1	210	Sr. Valparaiso, Ind./Andean
5	Keenan Innis	"inn-es"	L/R	OF	6-0	189	Sr. Cumming, Ga./Blessed Trinity
6	Ryan Peurifoy	"pure-ah-foy"	R/R	OF	6-2	196	Sr. Peachtree City, Ga./Starr's Mill
7	Parker McCoy		L/R	MIF	5-11	168	Fr. Marietta, Ga./Walton
8	Jonathan Hughes		R/R	P	6-2	187	R-Fr. Flowery Branch, Ga./Flowery Branch
9	Joey Bart		R/R	C	6-3	220	So. Buford, Ga./Buford
10	Chase Murray		L/R	OF	6-0	185	Fr. Cincinnati, Ohio/Cincinnati Hills Christian Acad.
11	Tristin English *		R/R	P/DH	6-3	214	So. Williamson, Ga./Pike County
13	Ben Schniederjans	"SHNY-der-janz"	R/R	P	6-2	192	R-Jr. Powder Springs, Ga./Harrison
14	Austin Wilhite		R/R	UTL	5-9	164	Fr. Buford, Ga./Buford
15	Kyle McCann		L/R	C	6-2	204	Fr. Suwanee, Ga./Lambert
16	Coleman Poje	"poh-zhay"	R/R	OF	6-2	209	R-Sr. Atlanta, Ga./Westminster (Air Force)
21	Brandt Stallings		R/R	OF	6-4	220	So. Buford, Ga./Kings Ridge Christian
22	Trevor Craport	"cray-port"	R/R	UTL	5-11	198	Jr. Norcross, Ga./Norcross
23	Ben Parr		L/L	P	6-4	192	Sr. Social Circle, Ga./George Walton Academy
24	Jake Lee		R/R	P	5-11	175	So. Brooks, Ga./Whitewater
25	Kel Johnson		R/R	OF	6-4	203	Jr. Palmetto, Ga./Home Schooled
26	Paxton Rigby		L/R	INF/OF	6-3	196	Fr. Altamonte Springs, Fla./Lake Brantley
27	Patrick Wiseman		L/R	P/INF	6-5	218	Jr. Roswell, Ga./Pope
28	Jared Datoc	"day-tock"	R/R	P	5-8	205	Jr. Atlanta, Ga./Pace Academy
29	Bailey Combs		R/R	P	5-11	197	So. Smyrna, Ga./Whitefield Academy
30	Brenton Sanders		L/R	INF/C	5-10	222	Fr. Tuscaloosa, Ala./Northridge
31	Nick Wilhite		L/L	P/OF	5-9	154	Fr. Buford, Ga./Buford
35	Garrett Gooden		R/R	P	6-5	212	Fr. Decatur, Ga./St. Pius X Catholic
36	Jay Shadday	"shad-dee"	L/L	P	6-0	204	Fr. Rome, Ga./Darlington
37	Keyton Gibson		R/R	P	6-2	218	So. Buford, Ga./Buford
38	Robert Winborne		R/R	P	6-2	185	So. Atlanta, Ga./The Lovett School
39	Jonathan King		L/L	P	5-11	202	R-Sr. Murfreesboro, Tenn./Riverdale
40	Micah Carpenter		R/R	P	5-11	184	So. Jefferson, Ga./Jefferson
41	Burton Dulaney		R/R	P	6-0	180	So. Rome, Ga./Darlington
42	Connor Thomas		L/L	P	5-11	156	Fr. Omega, Ga./Tift County
45	Andy Archer		R/R	P	6-4	185	Fr. Duluth, Ga./Wesleyan School

*will miss 2017 season with injury

ALPHABETICAL

No.	Name
45	Andy Archer
3	Wade Bailey
9	Joey Bart
40	Micah Carpenter
29	Bailey Combs
22	Trevor Craport
28	Jared Datoc
1	Xzavion Curry
41	Burton Dulaney
11	Tristin English *
37	Keyton Gibson
37	Garrett Gooden
14	Matt Gonzalez
2	Carter Hall
8	Jonathan Hughes
5	Keenan Innis
25	Kel Johnson
15	Connor Justus
39	Jonathan King
24	Jake Lee
15	Kyle McCann
7	Parker McCoy
10	Chase Murray
23	Ben Parr
6	Ryan Peurifoy
16	Coleman Poje
26	Paxton Rigby
4	Zac Ryan
30	Brenton Sanders
13	Ben Schniederjans
36	Jay Shadday
21	Brandt Stallings
42	Connor Thomas
14	Austin Wilhite
31	Nick Wilhite
38	Robert Winborne
27	Patrick Wiseman

COACHES & STAFF

Head Coach:	17 Danny Hall (Miami, Ohio '77), 24th year at Tech
Assistant Coach/Hitting:	18 Bryan Prince (Georgia Tech '05), 10th year
Assistant Coach/Pitching:	34 Jason Howell (North Carolina '02), 5th year
Volunteer Assistant Coach:	12 Mike Nickeas (Georgia Tech '15), 3rd year
Undergraduate Assistant Coach:	19 Tyler Gibson, 2nd year
Director of Baseball Operations:	Nick Scherer (Georgia Tech, '07), 10th year
Athletic Trainer:	Paul Wolkoff (Georgia Tech, '93), 9th year
Strength & Conditioning:	Steve Tamborra (Florida State '94), 18th year



ROSTER BREAKDOWNS

BY STATE

Georgia (30)

Andy Archer	Duluth
Wade Bailey	Villa Rica
Joey Bart	Buford
Micah Carpenter	Jefferson
Bailey Combs	Smyrna
Trevor Craport	Norcross
Xzavion Curry	Atlanta
Jared Datoc	Atlanta
Burton Dulaney	Rome
Tristin English	Williamson
Keyton Gibson	Buford
Garrett Gooden	Decatur
Carter Hall	Alpharetta
Jonathan Hughes	Flowery Branch

Keenan Innis	Cumming
Kel Johnson	Palmetto
Jake Lee	Brooks
Kyle McCann	Suwanee
Parker McCoy	Marietta
Ben Parr	Social Circle
Ryan Peurifoy	Peachtree City
Coleman Poje	Atlanta
Ben Schniederjans	Powder Springs
Jay Shadday	Rome
Brandt Stallings	Buford
Connor Thomas	Omega
Austin Wilhite	Buford
Nick Wilhite	Buford
Robert Winborne	Atlanta
Patrick Wiseman	Roswell

Alabama (1)

Brenton Sanders	Tuscaloosa
-----------------	------------

Florida (1)

Paxton Rigby	Altamonte Springs
--------------	-------------------

Indiana (1)

Zac Ryan	Valparaiso
----------	------------

Ohio (1)

Chase Murray	Cincinnati
--------------	------------

Tennessee (1)

Jonathan King	Murfreesboro
---------------	--------------

BY CLASS

Seniors (6): Innis, King*, Parr, Peurifoy, Poje*, Ryan

Juniors (6): Bailey, Craport, Datoc, Johnson, Schniederjans*, Wiseman

Sophomores (10): Bart, Carpenter, Combs, Dulaney, English, Gibson, Hall, Lee, Stallings, Winborne

Sophomores (13): Archer, Curry, Gooden, Hughes*, McCann, McCoy, Murray, Rigby, Sanders, Shadday, Thomas, A. Wilhite, N. Wilhite

* redshirt



#17 Danny Hall
Head Coach
24th Season at Tech



#18 Bryan Prince
Assistant Coach
10th Season at Tech



#34 Jason Howell
Assistant Coach
5th Season at Tech



#12 Mike Nickeas
Volunteer Assistant Coach
3rd Season at Tech



#1 Xzavion Curry
RHP/SS • R/R • 5-10 • 185
Freshman



#2 Carter Hall
MIF • R/R • 6-0 • 178
Sophomore



#3 Wade Bailey
MIF • R/R • 5-9 • 182
Junior




#4 Zac Ryan
RHP • R/R • 6-1 • 210
Senior



#5 Keenan Innis
OF • L/R • 6-0 • 189
Senior




#6 Ryan Peurifoy
OF • R/R • 6-2 • 196
Senior



#7 Parker McCoy
MIF • L/R • 5-11 • 168
Freshman




#8 Jonathan Hughes
RHP • R/R • 6-2 • 187
R-Freshman



#9 Joey Bart
C • R/R • 6-3 • 220
Sophomore



#10 Chase Murray
OF • L/R • 6-0 • 185
Freshman



#11 Tristin English
RHP/DH • R/R • 6-3 • 214
Sophomore



#13 Ben Schniederjans
RHP • R/R • 6-2 • 192
R-Junior




#14 Austin Wilhite
UTL • R/R • 5-9 • 164
Freshman



#15 Kyle McCann
C • L/R • 6-2 • 204
Freshman




#16 Coleman Poje
OF • R/R • 6-2 • 209
R-Senior




#21 Brandt Stallings
OF • R/R • 6-4 • 220
Sophomore



#22 Trevor Craport
UTL • R/R • 5-11 • 198
Junior



#23 Ben Parr
LHP • L/L • 6-4 • 192
Senior



#24 Jake Lee
RHP • R/R • 5-11 • 175
Sophomore



#25 Kel Johnson
OF • R/R • 6-4 • 203
Junior




#26 Paxton Rigby
INF/OF • L/R • 6-3 • 196
Freshman



#27 Patrick Wiseman
RHP/INF • L/R • 6-5 • 218
Junior



#28 Jared Datoc
RHP • R/R • 5-8 • 205
Junior



#29 Bailey Combs
RHP • R/R • 5-11 • 197
Sophomore



#30 Brenton Sanders
INF/C • L/R • 5-10 • 222
Freshman



#31 Nick Wilhite
LHP/OF • L/L • 5-9 • 154
Freshman



#35 Garrett Gooden
RHP • R/R • 6-5 • 212
Freshman



#36 Jay Shadday
LHP • L/L • 6-0 • 204
Freshman




#37 Keyton Gibson
RHP • R/R • 6-2 • 218
Sophomore



#38 Robert Winborne
RHP • R/R • 6-2 • 185
Sophomore



#39 Jonathan King
LHP • L/L • 5-11 • 202
R-Senior



#40 Micah Carpenter
RHP • R/R • 5-11 • 184
Sophomore



#41 Burton Dulaney
RHP • R/R • 6-0 • 180
Sophomore



#42 Connor Thomas
LHP • L/L • 5-11 • 156
Freshman



#45 Andy Archer
RHP • R/R • 6-4 • 185
Freshman