

# NOTRE DAME

## 2008-09 MEN'S BASKETBALL

### 2008-09 Schedule

#### OCTOBER

31 (9/9) BRIAR CLIFF (EXH) W, 103-64

#### NOVEMBER

9 (9/9) STONEHILL COLLEGE (EXH) W, 79-47

16 (9/9) USC UPSTATE W, 94-58

21 (8/9) at Loyola Marymount W, 65-54

EA Sports Maui Invitational  
Lahaina, Maui, Hawaii

24 vs. Indiana (ESPN2) 5:30 p.m.

25 Texas (ESPN) or 1:30 p.m./

St. Joseph's (ESPN2) 7 p.m.

26 Alabama/Chaminade/ TBA

North Carolina/Oregon (ESPN/ESPN2/ESPNU)

30 FURMAN 2 p.m.

#### DECEMBER

2 SOUTH DAKOTA 7:30 p.m.

The Hartford Hall of Fame Showcase  
Indianapolis, Ind.

6 vs. Ohio State (ESPNU) 4 p.m.

13 BOSTON UNIVERSITY 7 p.m.

20 DELAWARE STATE 7 p.m.

22 SAVANNAH STATE 7 p.m.

31 at DePaul\* (ESPN2) 8 p.m.

#### JANUARY

3 at St. John's\* (ESPNU) 2 p.m.

5 GEORGETOWN\* (ESPN) 7 p.m.

10 SETON HALL\* (BEN-L) 2 p.m.

12 at Louisville\* (ESPN) 7 p.m.

17 at Syracuse\* (ESPN) Noon

24 CONNECTICUT\* (ESPN) 7 p.m.

26 MARQUETTE\* (ESPN) 7 p.m.

31 at Pittsburgh\* (ESPN) Noon

#### FEBRUARY

4 at Cincinnati\* (ESPN360) 7:30 p.m.

7 at UCLA (CBS) 1 p.m.

12 LOUISVILLE\* (ESPN/ESPN2) 7 p.m.

15 SOUTH FLORIDA\* (BEN-L) 2 p.m.

18 at West Virginia\* (BEN-L) 7 p.m.

21 at Providence\* (BEN-GW) Noon

25 RUTGERS\* (ESPNU) 7 p.m.

28 at Connecticut\* (CBS) 4 p.m.

#### MARCH

2 VILLANOVA\* (ESPN) 7 p.m.

6 ST. JOHN'S\* (BEN-L) 7 p.m.

BIG EAST Championship  
New York, N.Y.

10-14 TBA TBA

NCAA Championships

19-22 First and Second Rounds (TBA) TBA

26-29 Regionals (TBA) TBA

#### APRIL

4 NCAA Final Four (Detroit, Mich) TBA

6 NCAA FInals (Detroit, Mich.) TBA

( ) - indicates Associated Press and ESPN/USA Today at time of game



EA SPORTS MAUI INVITATIONAL  
Nov. 24-26, 2008

LAHAINA CIVIC CENTER (2,400) · MAUI, HAWAII

**RADIO:** Jack Nolan Nolan (play-by-play analyst)

LaPhonso Ellis (color analyst)

Notre Dame Sports Properties originates the Notre Dame Radio Network which includes: Sirius Satellite WLS 890 AM in Chicago, Ill (Chicago area and Midwest); WSBT 960 AM in South Bend, Ind.; XL950 AM in Indianapolis, Ind.; WEFM95.9 FM in Michigan City and Gary, Ind.; WKKX 1600 AM in Wheeling, W. Va.; ESPN 1480 AM (WRSW) in Warsaw, Ind.; WAMW 107.9 FM/1580 AM in Washington, Ind.; WLUV 1520 AM in Rockford and DeKalb, Ill. and Janesville, Wis.; WVIL 101.3 FM in Jacksonville, Ill.; WDMN 1520 AM in Toledo, Ohio; WSSP 1250 AM in Milwaukee, Wis., and WJLS 560 AM in Beckley, W. Va., Sirius Satellite Radio Channel 159, XM Satellite Radio 117 and [www.und.com](http://www.und.com).

**REAL-TIME STATS:** Live in-game statistics are available for all home games, via the Notre Dame athletic website ([www.und.com](http://www.und.com)).

### Irish Set To Make Second Appearance in EA Sports Maui Invitational

- Notre Dame (2-0), coming off a 65-54 victory at Loyola Marymount on Friday evening, head to Maui for the 25th annual EA Sports Maui Invitational. The Irish are participating in the event for the second time and first time since 1993 when the finished with a 1-2 record.

- In the 1993 tournament, Notre Dame lost to Arizona (98-79) in first round action, then defeated Chaminade (94-78) before losing to Texas (89-72) in its third and final game.

### The Last Time In Hawaii

- Notre Dame last played in Hawaii back at the start of the 2001-02 campaign by winning the title at the Hawaii-Pacific Thanksgiving Classic at the Blaisdell Center in Honolulu.

- The Irish took home the championship with three convincing victories over Hawaii-Pacific (98-58), Tennessee-Chattanooga (97-84)



## 2008-09 BIG EAST Preseason Awards

2008-09 BIG EAST Preseason Player of the Year  
 Luke Harangody, Notre Dame

2008-09 BIG EAST Preseason Co-Rookies of the Year  
 Greg Monroe, Georgetown  
 Samardo Samuels, Louisville

## 2008-09 Preseason All-BIG EAST Team

\*Luke Harangody, Notre Dame (Player of the Year), F, Jr.

Deonta Vaughn, Cincinnati, G, Jr.

A.J. Price, Connecticut, G, Sr.

Hasheem Thabeet, Connecticut, C, Jr.

DaJuan Summers, Georgetown, F, Jr.

Terrence Williams, Louisville, F, Sr.

Jerel McNeal, Marquette, G, Sr.

Kyle McAlarney, Notre Dame, G, Sr.

\*Sam Young, Pittsburgh, F, Jr.

Jonny Flynn, Syracuse, G, So.

Scottie Reynolds, Villanova, G, Jr.

\* - unanimous selection

## 2008-09 Preseason BIG EAST Honorable Mention

Jeff Adrien, Connecticut, F, Sr.

Earl Clark, Louisville, G/F, Jr.

Dominic James, Marquette, G, Sr.

and Monmouth (85-48).

- Notre Dame teams owns a 4-2 record all-time playing in the state of Hawaii under head coach Mike Brey.

## In The Polls

- Notre Dame began the season ranked ninth in both the Associated Press and ESPN/USA Today rankings. It marked the first time in school history that the Irish have been ranked at the start of the season in the top-10 of both polls. Notre Dame moved up to eighth in this week's AP ranking and maintained its ninth-place spot in the ESPN/USA Today poll.

## Keeping The Streak Alive

- Notre Dame ran its current home court win streak to 38 games (second-longest in the nation and longest in the 40-plus year history of the Joyce Center) following the season-opening win over USC Upstate (94-58). The Irish have recorded back-to-back undefeated campaigns at the Joyce Center each of the last two seasons and are the only school in BIG EAST history to finish undefeated at home in consecutive seasons. The win tied the all-time school home win streak record. That mark was set at the Notre Dame Fieldhouse and began with a 41-31 win over Wisconsin on December 11, 1943 and ended with a 68-51 loss to St. Louis on February 9, 1948.

## The Captains

- Seniors Ryan Ayers, Zach Hillesland, Kyle McAlarney and Luke Zeller have been named captains for the 2008-09 campaign. They are the fifth four-man group to serve as captain in the 104-year history of the program.

## Irish Roll Under Brey in November

- Irish teams have traditionally played well under Irish head coach Mike Brey during the month of November. During his eight seasons on the Notre Dame bench, his teams have compiled a 32-5 (.865) record.

## TONIGHT'S PROBABLE STARTING LINEUP

### 2008-09 Statistics

No.	Player	Pos	Ht.	Wt.	Yr.	PPG.	RPG	Notes
33	Zach Hillesland	F	6-9	228	Sr.	8.5	7.0	Scored in double figures for the 12th time in his career in season opener
42	Ryan Ayers	G	6-7	210	Sr.	8.0	2.5	Shot 45.1 percent from three-point range last season
44	Luke Harangody	F	6-8	255	Jr.	28.5	15.5	Has notched a double-double in both games this season
2	Tory Jackson	G	5-11	193	Jr.	11.0	4.0	Had 16 pts. and 7 rebs. against Loyola Marymount
23	Kyle McAlarney	G	6-0	195	Sr.	5.0	2.0	'08 First Team All-BIG EAST; set ND single-season three-point record (108)

## OFF THE BENCH

### 2008-09 Statistics

No.	Player	Pos	Ht.	Wt.	Yr.	PPG.	RPG	Notes
1	Tyrone Nash	G/F	6-8	228	So.	0.5	4.5	Matched career high with six rebounds in season opener
5	Tom Kopko	G	6-2	184	So.	0.0	0.0	Second-year walk-on
20	Jonathan Peoples	G	6-3	215	Jr.	2.0	2.0	Equaled personal best with three steals vs. USC Upstate
21	Tim Abromaitis	F	6-8	232	So.	--	--	Has not seen action this season
34	Carleton Scott	F	6-7	217	So.	6.0	2.0	Played in first collegiate outing against USC Upstate
40	Luke Zeller	F/C	6-11	245	Sr.	12.0	3.5	Scored a career-high 18 points in the season opener
41	Tim Andree	F	6-8	213	Jr.	2.0	0.0	Second-year walk-on; Father Tim played basketball at ND (1979-83)



## Series Record vs. Indiana

- Monday's matchup against Indiana will mark the 68th meeting between the two schools with the Hoosiers owning a 47-20 advantage in the series. This will be the first meeting since December 8, 2004 when the Irish defeated Indiana 55-45 in Bloomington. That win marked the first-ever for a Notre Dame team at Assembly Hall in more than 30 years.

- The win nearly four years ago against the Hoosiers snapped an eight-game losing streak for the Irish. In fact, Notre Dame is 3-13 versus Indiana in the last 16 meetings.

## Irish vs. the Big Ten

- Notre Dame is 227-198 all-time versus teams from the Big Ten. In addition to Indiana, the Irish are slated to play Ohio State on December 6 in the Hall of Fame Showcase in Indianapolis, Ind. The game will take place at Lucas Oil Stadium.

## Brey vs. Indiana

- Notre Dame's Mike Brey is 1-4 against Indiana during his head-coaching career. Brey and the Irish won the last meeting, a 55-45 decision at Indiana during the 2004-05 season. Brey has faced the Hoosiers four times during his tenure at Notre Dame. His other meeting against Indiana came while he was at Delaware.

## Brey vs. Crean

- Notre Dame head mentor Mike Brey is 3-5 all-time against Indiana head coach Tom Crean. All eight meetings occurred while Crean was the head coach of Marquette.

## Just Another Day In The Office For Gody

- Luke Harangody, who averaged 20.4 points and 10.6 rebounds during the 2007-08 campaign, scored 30 points and grabbed 14 rebounds in the season opener against USC Upstate. It marked the fourth 30-plus point performance of his career and his 26th career double-double.

- Luke Harangody's 27 points and 17 rebounds in Notre Dame's win at Loyola Marymount on Friday night marked his 56th game in double figures and the 23rd time in his career with 20-plus points. The 17 boards were the second-most in 67 career outings and 27th time in his career that he has registered a double-double

## Irish In Season Openers

- Notre Dame owns an all-time record of 86-18 (.827) all-time in season openers and have won all nine openers under head coach Mike Brey. Since the opening of the Joyce Center in 1968-69, Irish teams are 35-6 (.854) in home openers. The last time Notre Dame lost a season opener at home was against Miami of Ohio on November 13, 1998.

## Great Beginnings

- The 94 points scored in the 95-58 victory over USC Upstate were the most scored by an Irish team in a season opener since the 2001-02 when Notre Dame defeated New Hampshire 99-53 on Nov. 16, 2001.

## BIG EAST Teams Well Represented in 2008-09 Preseason Polls ...

### USA Today/ESPN

Coaches' Poll  
 2. Connecticut  
 3. Louisville  
 6. Pittsburgh  
 9. NOTRE DAME  
 17. Marquette  
 18. Georgetown  
 25. Villanova

Blue Ribbon  
 2. Pittsburgh  
 3. NOTRE DAME  
 5. Connecticut  
 7. Louisville  
 18. Marquette  
 20. Syracuse  
 22. Villanova

Dick Vitale  
 2. Louisville  
 3. Connecticut  
 6. NOTRE DAME  
 10. Pittsburgh  
 12. Marquette  
 15. Georgetown  
 16. Villanova  
 25. Syracuse

CBS Sportsline  
 2. Louisville  
 3. Connecticut  
 5. NOTRE DAME  
 8. Pittsburgh  
 14. Marquette  
 15. Georgetown  
 16. Villanova

Sporting News  
 2. Connecticut  
 3. Louisville  
 9. Pittsburgh  
 12. NOTRE DAME  
 18. Marquette

### Sports Illustrated

2. Connecticut  
 4. Louisville  
 6. NOTRE DAME  
 7. Pittsburgh  
 14. Georgetown  
 15. Marquette  
 20. Villanova

Lindy's  
 2. Connecticut  
 3. Pittsburgh  
 6. Louisville  
 9. NOTRE DAME  
 17. Marquette  
 19. Villanova  
 22. Georgetown

Athlon Sports  
 2. Connecticut  
 3. Louisville  
 5. NOTRE DAME  
 7. Pittsburgh  
 17. Marquette  
 21. Georgetown  
 25. Syracuse

ESPN.com  
 2. Connecticut  
 3. Louisville  
 6. Pittsburgh  
 11. NOTRE DAME  
 19. Marquette

Rivals.com  
 2. Connecticut  
 3. Pittsburgh  
 5. NOTRE DAME  
 8. Louisville  
 11. Georgetown  
 17. Villanova  
 20. Marquette  
 24. West Virginia



Watch the Irish on UND.com ...

UND.com, the official web site of the University of Notre Dame athletics department, will feature a free broadcast for all Notre Dame non-conference home games during the 2008-09 season. The live streaming feed will feature the official radio play-by-play call from Jack Nolan and LaPhonso Ellis. Here is the list of games that will be carried by und.com before the start of the conference season ...

Nov. 30	Furman	2:00 p.m. (ET)
Dec. 2	South Dakota	7:30 p.m. (ET)
Dec. 13	Boston University	7:00 p.m. (ET)
Dec. 20	Delaware State	7:00 p.m. (ET)
Dec. 22	Savannah State	7:00 p.m. (ET)

### Zach Attack

• Zach Hillesland, who battled plantar fasciitis during the pre-season and missed the first exhibition game against Briar Cliff, started Sunday's game against USC Upstate and scored 13 points and grabbed eight rebounds while also dishing off four assists in 21 minutes. Hillesland was 4-6 from the field and 5-7 from the line. It marked 13th time in his career in which he scored in double figures.

### Deja Vu

• Luke Zeller had a career outing against USC Upstate in the season opener as he came off the bench in 19 minutes of action to score a personal best 18 points as he connected on 6-7 shots from the field and was 4-6 from three rebounds. In addition to the 18 points, he grabbed five rebounds. Just one day prior to Luke's performance, his brother Tyler scored 18 points as a starter for the North Carolina Tar Heels in his collegiate debut.

### Tough Shooting

• Senior guard Kyle McAlarney has struggled shooting from the field in his first two games as he has shot a combined 2-13 (.154) from the field and 2-8 (.250) from three-point range.

• McAlarney was held scoreless against Loyola Marymount on Friday night, marking just the fourth time in 76 career outings that he failed to score in a game. All three of his previous three games when he was held without a point occurred during his freshman season in 2005-06.

### Passing Thoughts

• After leading the nation in assists a year ago (18.4 per game), Notre Dame dished off 25 assists in the season opener against USC Upstate. Tory Jackson led the Irish with eight assists in the contest, while Kyle McAlarney and Zach Hillesland had six and four, respectively. Last season, the Irish dished off 20-plus assists in 12 games, including a season-high 28 in the season opener against Long Island.

### It's All In The Experience

• Notre Dame's starting lineup of Zach Hillesland (79 games played/22 starts), Luke Harangody (67 games played/51 starts), Ryan Ayers (83 games played/20 starts), Tory Jackson (67 games played/55 starts) and Kyle McAlarney (76 games played/57 starts) boast a combined 205 starts in the 371 games the five have combined to play in during their

## 2008-09 BIG EAST

### Preseason Coaches' Poll

	Pts.
1. Connecticut (9)	214
2. Louisville (3)	105
3. Pittsburgh (3)	200
4. Notre Dame (1)	195
5. Villanova	153
6. Marquette	146
7. Georgetown	141
8. Syracuse	139
9. West Virginia	121
10. Providence	99
11. Cincinnati	91
12. Rutgers	53
13. Seton Hall	50
14. St. John's	44
15. DePaul	43
16. South Florida	26

## 2008-09 NCAA Men's Basketball Rankings

AP Top 25	ESPN/USA Today
1. North Carolina	1. North Carolina
2. Connecticut	2. Connecticut
3. Louisville	3. Louisville
4. UCLA	4. UCLA
5. Michigan State	5. Duke
6. Pittsburgh	6. Pittsburgh
7. Texas	7. Michigan State
8. Notre Dame	8. Texas
9. Gonzaga	9. Notre Dame
10. Duke	10. Purdue
11. Purdue	11. Gonzaga
12. Oklahoma	12. Memphis
13. Memphis	13. Tennessee
14. Tennessee	14. Oklahoma
15. Arizona State	15. Arizona State
15. Marquette	16. Miami
17. Miami	17. Marquette
18. Florida	18. Georgetown
19. USC	19. Florida
20. Wake Forest	20. Davidson
21. Davidson	21. USC
22. Georgetown	21. Wisconsin
23. Villanova	23. Kansas
24. Kansas	24. Wake Forest
25. Wisconsin	25. Villanova

bold indicates 2008-09 opponents/or potential opponents



careers. Luke Zeller, who was the first player off the bench in the season opener against USC Upstate, has started 26 games in the 93 that he has appeared in during his three-plus seasons with the Irish.

## Top 10 Debut

- Notre Dame was ranked ninth in ESPN/USA Today Preseason Coaches' Poll that was released on October 30. It was the highest preseason ranking ever for the Irish in the preseason coaches' poll. Prior to this season, it's highest ranking ever was 17th in 2000-01 in the poll which began in 1991-92. The last time the Irish started the season ranked in the preseason coaches poll was in 2004-05 (21st). The BIG EAST led all conferences with seven teams ranked in the top 25 — Connecticut (2nd), Louisville (3rd), Pittsburgh (6th), Marquette (17th), Georgetown (18th) and Villanova (25th).

- The Irish also were ranked ninth in the Preseason Associated Press Poll. It marked the fifth time in program history that Notre Dame has debuted in the top-10 of the AP poll.

- The Irish have not begun a season ranked in the top 10 of the AP rankings since 1980-81 when they were 10th. Notre Dame's highest-ever AP preseason mark was third in 1978-79. The Irish were ranked fourth in 1977-78 and fifth in 1979-80. The last time Notre Dame was ranked in the preseason AP poll was in 200-405 when the Irish were 20th.

- A total of seven BIG EAST teams appear in the top 25, including four in the top 10.

- Seven BIG EAST teams also appeared in the preseason AP poll.

## Leader Of The Pack

- Notre Dame led the nation in assists during the 2007-08 campaign. In 33 games, Notre Dame dished out 608 assists (the third-highest single-season total in school history) for an 18.4 average per game.

## Nine Straight Postseason Appearances

- Notre Dame's appearance in last year's NCAA tournament field marked the fifth NCAA berth for the Irish in seven years. Since 2000, Notre Dame has appeared in either the NCAA or NIT tournaments each of the last nine years — the longest postseason stretch in school history.

## Five 20-Win Seasons Under His Belt

- With its 25-8 record last season, Notre Dame reached the 20-win mark for the fifth time in eight seasons and second consecutive year under head coach Mike Brey. Notre Dame's 20-win campaigns under Brey have been in 2000-01 (20-10), 2001-02 (22-11), 2002-03 (24-10) and 24-8 (2006-07). In the 103-year history of the program, Notre Dame teams have won 20 or more games on 32 occasions.

## Tough Schedule

- Notre Dame's 2008-09 schedule may rank as the toughest in school history. The Irish are slated to play No. 2 Connecticut and No. 3 Louisville twice during the BIG EAST regular season and will face No. 6 Pittsburgh on the road and No. 17 Marquette, No. 18 Georgetown and No. 25 Villanova at home. The Irish are also slated to take on No. 4 UCLA in Los Angeles in early February. Two other potential top-10 foes Notre Dame could face at the Maui Invitational are No. 1 North Carolina and No. 8 Texas.

## BIG EAST Turnaround

- Under head coach Mike Brey's tenure, Notre Dame has had only one losing season. That season was in 2005-06 when the Irish finished 6-10 after beginning the BIG EAST campaign with a 1-8 record. Since that 1-8 start, Notre Dame has gone 30-11 (.732) over the last 41 regular-season games.

## 2008-09 BIG EAST STANDINGS

(as of games played on Nov. 21)

	Overall Record	BIG EAST Record
Pittsburgh	4-0	0-0
Cincinnati	3-0	0-0
Connecticut	3-0	0-0
Rutgers	3-0	0-0
Syracuse	3-0	0-0
Villanova	3-0	0-0
Georgetown	2-0	0-0
Marquette	2-0	0-0
NOTRE DAME	2-0	0-0
West Virginia	2-0	0-0
DePaul	1-0	0-0
Louisville	1-0	0-0
Providence	3-1	0-0
Seton Hall	3-1	0-0
St. John's	0-0	0-0
USF	1-1	0-0

Players of the Week

Rookies of the Week

Notre Dame Weekly Honor Roll Honorees



## Now That's Something To Talk About

• Notre Dame's current record-setting 38-game home win streak spans three seasons — the final two games played during the 2005-06 campaign, the entire 2006-07 season (18 games), 17 games in 2007-08 and one game into the 2008-09 campaign. Here's a look at the dominance of the Irish during its present win streak:

	Notre Dame	Opponents
FG Percentage	1081-2251 (.480)	929-2361 (.386)
3-FG Percentage	331-835 (.396)	251-761 (.330)
Points/Avg.	3,198 (84.2 ppg.)	2,471 (65.0 ppg.)
Margin of Victory	+727 points (+19.1)	

Notes: Notre Dame has shot .500 or better in 16 of 38 games  
 Notre Dame opponents have shot .500 or better in 3 of 38 games  
 27 wins by 10-plus points  
 14 wins by 20-plus points  
 10 wins by 30-plus points  
 5 wins by 40-plus points  
 1 win by 50-plus points

2008-09 Notre Dame  
 Men's Basketball Teleconferences  
 10:00 a.m. (EST)  
 Phone Number: (317) 263-8800  
 Passcode: 517886

Dec. 1, 2008	Dec. 10, 2008
Dec. 18, 2008	Dec. 29, 2008
Jan. 4, 2009	Jan. 21, 2009
Jan. 29, 2009	Feb. 10, 2009
Feb. 16, 2009	Feb. 23, 2009
Mar. 4, 2009	

## 2008-09 BIG EAST Teleconferences

Jan. 8, Jan. 22, Feb. 5 and Feb. 19

11:00 a.m.	Buzz Williams (Marquette)
11:08 a.m.	Mike Brey (Notre Dame)
11:16 a.m.	Stan Heath (South Florida)
11:24 a.m.	Jim Calhoun (Connecticut)
11:32 a.m.	Jerry Wainwright (DePaul)
11:40 a.m.	Jamie Dixon (Providence)
11:48 a.m.	Fred Hill (Rutgers)
11:56 a.m.	Rick Pitino (Louisville)

Jan. 15, Jan. 29, Feb. 12 and Feb. 26

11:00 a.m.	Jay Wright (Villanova)
11:08 a.m.	Bob Huggins (West Virginia)
11:16 a.m.	Keno Davis (Providence)
11:24 a.m.	John Thompson, III (Georgetown)
11:32 a.m.	Norm Roberts (St. John's)
11:40 a.m.	Mick Cronin (Cincinnati)
11:48 a.m.	Jim Boeheim (Syracuse)
11:56 a.m.	Bobby Gonzalez (Seton Hall)

## Home Cookin'

• Notre Dame's 17-0 record at home in 2007-08 marked just the fourth time since the opening of the Joyce Center in 1968-69 that an Irish team finished undefeated at home during the regular season. In 2006-07, the Irish were 18-0, which marked the most wins ever for a Notre Dame team in a single season. In addition to this year's team and the 2006-07 squad, only two other Notre Dame squads ever completed a season undefeated at home — the 1973-74 and 1985-86 squads both finished their campaigns with identical 15-0 records. The Irish have been the only BIG EAST team to finish undefeated at home each of the last two seasons. Dating back to the 2005-06 campaign, Notre Dame has won 38 consecutive games at the Joyce Center — an active streak that is second among all Division I teams and is the longest during Mike Brey's tenure.

• Notre Dame's current streak dates back to the final two games of the 2005-06 campaign as Irish defeated DePaul (66-61) in the regular-season finale and Vanderbilt (79-69) in the first round of the NIT. Notre Dame's last loss at home was an 80-72 setback to Marquette on February 25, 2006.

## Current NCAA Division I Home Court Win Streaks:

1. BYU	48
2. NOTRE DAME	38
3. Tennessee	33
4. Kansas	26
5. Georgetown	23

## Miscellaneous Irish Stats...

### Career Games In Double Figures:

Luke Harangody	56
Kyle McAlarney	37
Tory Jackson	21
Zach Hillesland	12
Ryan Ayers	11
Luke Zeller	8
Jonathan Peoples	1

### Career Games With 20-Plus Points:

Luke Harangody	23
Kyle McAlarney	9
Tory Jackson	2

### Career Games With 20-Plus Rebounds:

Luke Harangody	1
----------------	---

### Career Games With 10-Plus Rebounds:

Luke Harangody	28
Zach Hillesland	4
Tory Jackson	1

### Career Games With 10-Plus Assists:

Tory Jackson	5
Kyle McAlarney	1

### Career Double-Doubles:

Luke Harangody	27
Zach Hillesland	3
Tory Jackson	3



## BIG EAST Win Streak

• Notre Dame's 18-game BIG EAST homecourt win streak is its longest since the Irish joined the conference in 1995-96 and is the second-longest in conference history.  
 20 - Pittsburgh (6 games in 2003-04, 8 games in 2002-03 and 6 games in 2001-02)  
 18 - Notre Dame (1 game in 2005-06, 8 games in 2006-07 and 9 games in 2007-08)  
 \*The only team that the Irish have not played at home during the streak is Georgetown. Notre Dame will face the Hoyas on January 5.

## Back-To-Back Seasons With Single-Digit Losses

• Notre Dame produced a 25-8 record in 2007-08 and a 24-8 mark in 2006-07. The last time Irish teams registered back-to-back seasons with fewer than 10 losses were the 1987-88 (20-9) and 1988-89 (21-9) squads. The 49 combined wins over the course of two seasons were the most in school history. Notre Dame's 1985-86 and 1986-87 squads registered 47 wins, finishing with 23-6 and 24-8 records, respectively.

## Joyce Center Streakin'

• Notre Dame broke the Joyce Center home win streak mark on December 8 with its 108-62 win over Northern Illinois. Here's a look at the Joyce Center streaks:

### Winning BIG EAST Regular Seasons From 2000-08

Team	# of Winning Seasons	NCAA Bids
NOTRE DAME	7	5
Pittsburgh	7	7
Syracuse	6	5
Connecticut	6	6
*Marquette	6	5
*Cincinnati	5	5
Georgetown	5	4
*Louisville	5	5
Villanova	3	4
Seton Hall	3	2
Providence	2	2
*DePaul	2	1
West Virginia	3	3
St. John's	1	1
*USF	1	0
Rutgers	0	0

\* includes years in Conference USA

### 10-Win BIG EAST Regular Seasons Since 2000-01

Team	# of 10-Win Season
Pittsburgh	7
Syracuse	5
Connecticut	6
NOTRE DAME	5
Georgetown	4
*Louisville	2
*Marquette	3
Villanova	2
Providence	2
Seton Hall	2
West Virginia	2

\* joined BIG EAST in 2005-06

38 - Began with a 66-61 win over DePaul on 3/4/06 (current streak)

24 - Began with a 94-68 win over Xavier on 2/3/73 and ended with a 94-84 loss to Indiana on 12/11/74

22 - Began with an 88-68 win over Pittsburgh on 1/26/77 and ended with a 69-68 overtime loss to DePaul on 2/12/78

16 - Began with a 92-70 win over Fairfield on 12/9/82 and ended with a 51-47 loss to UCLA on 12/3/83

16 - Began with an 89-76 win over West Virginia on 2/20/02 and ended with a 87-79 loss to Connecticut on 2/24/03.

## The Irish All-Time

• The 2008-09 campaign marks the 104th season of basketball and the 14th as a member of the BIG EAST Conference. Notre Dame teams have posted a 1632-893 record for a .646 winning percentage. In BIG EAST play, the Irish own a 115-103 (.528) record all-time in conference regular-season play.

## Always In It

• Since the 2005-06 campaign, Notre Dame's 30 losses have been by a combined 207 points for an average of 6.9 points per game. In the 86 losses suffered by Irish teams in Mike Brey's eight seasons, only 23 have been by 10 or more points and have been by a combined 606 points for an average of 7.0 points per game. Notre Dame's 26-point loss (92-66) to Marquette on January 12, 2008 was the largest ever for an Irish team under Brey.

## Number of Career Games ...

Led Irish In	
Tim Abromaitis	
Blocks	1
Ryan Ayers	
Steals	10
Blocks	11
Rebounds	1
Luke Harangody	
Scoring	26
Rebounds	30
Blocks	15
Steals	4
Assists	1

Zach Hillesland	
Rebounds	6
Blocks	10
Steals	6
Assists	5

Tory Jackson	
Scoring	1
Assists	44
Steals	38
Rebounds	2
Blocks	4

Kyle McAlarney	
Assists	23
Scoring	10
Steals	12

Tyrone Nash	
Steals	1
Blocks	1

Jonathan Peoples	
Steals	4
Assists	1
Blocks	1

Luke Zeller	
Rebounds	3
Blocks	13
Steals	3



## BIG EAST Formula For Success

• Since his arrival at Notre Dame, Mike Brey has led the Irish to an 80-50 (.615) record in BIG EAST regular-season games and a 3-8 mark in tournament play for an overall record of 83-58 (.589) against league foes. In Brey's first season, the Irish posted their first-ever winning record in BIG EAST play and won the league's West Division title with an 11-5 mark. Prior to Brey's arrival at Notre Dame, Irish teams had a 35-53 (.398) regular-season record after joining the league in 1995-96.

## 305 And Counting

• Heading into Monday's game against Indiana, Notre Dame has hit at least one three-pointer in 305 straight games, a mark that dates back to the 1998-99 campaign. The last time an Irish team failed to hit a three-pointer in a game was in a 101-70 loss to Connecticut at the Hartford Civic Center on Jan. 12, 1999 as Notre Dame finished 0-7 from beyond the arc in the game. The 2005-06 Irish squad set the single-season record with 288 three-pointers and fell just one field goal short of that mark (287) in 2006-07.

## Home Sweet Home

• Since the inaugural season in 1968-69 at the Joyce Center, Notre Dame owns a 492-141 (.777) winning percentage. The Irish are 108-27 (.800) at the Joyce Center during Mike Brey's eight-plus seasons.

## Road Warriors

• In Mike Brey's eight seasons, his Irish teams have compiled a road record of 62-59 (.512) that includes a 41-40 (.506) in true road games and a 21-19 mark (.525) in neutral site contests.

### Irish On The Road Under Brey

	Away	Neutral	Overall
2008-09	1-0	0-0	1-0
2007-08	5-4	3-4	8-8
2006-07	3-5	3-3	6-8
2005-06	4-7	0-2	4-9
2004-05	4-6	0-1	4-7
2003-04	6-5	2-1	8-6
2002-03	4-5	6-3	10-8
2001-02	8-4	5-3	13-7
2000-01	6-4	2-2	8-6
Totals	41-40 (.506)	21-19 (.525)	62-59 (.512)

## Three New Faces On The Irish Bench

• Anthony Solomon is back on the Irish sidelines this season as an assistant coach.

He first was a member of Mike Brey's staff in 2000-03 before leaving to become the head coach at St. Bonaventure University (2003-07) and then serving as an assistant at Dayton during the past 2007-08 season.

• Ben Hansbrough and Scott Martin transferred to Notre Dame in June 2008 and will not be eligible to play during the 2008-09 campaign due to NCAA transfer rules. Hansbrough played two seasons at Mississippi State where he saw action in 65 contests and made 28 starts from 2006-08. He averaged 8.8 points, 3.3 rebounds, 2.9 assists and 28.2 minutes per game during his two-year stint. Martin played just one year (2007-08) at Purdue and was the fourth-leading scorer for the Boilermakers as he averaged 8.5 points and 3.8 rebounds.

## Irish Sign Four

• Irish head coach Mike Brey announced the signing of four players to national letters of intent on November 12. Mike Broghammer (Orono, Minn./Hopkins), Joey Brooks (Houston, Texas), Jack Cooley (Glenview, Ill.) and Tom Knight (Dixfield, Maine).

• Broghammer, a 6-9, 235-pound forward, averaged 11.9 points and 10.9 rebounds as a junior in leading his prep team to a final 27-2 record in 2007-08. A two-time all-conference honoree, scored in double figures in 16 of 29 contests as a junior. He is the nephew of former Duke standout Christian Laettner.

• Brooks, a 6-5, 200-pound guard, led Strake Jesuit College Preparatory to the District 18-5A crown as a junior while averaging 22.0 points, 9.0 rebounds and 2.0 steals. He garnered first-team all-district honors and earned all-state recognition.

• Cooley, a 6-9, 235-pound forward, averaged a double-double in his junior season at Glenbrook, netting 20.7 points and 11.2 rebounds, in addition to 3.4 blocked shots and 3.1 assists. A second team all-state honoree by the Chicago Tribune and Associated Press, he also garnered all-conference recognition.

• Knight, a 6-9, 265-pound forward, averaged 16.8 points, 8.2 rebounds, 2.6 assists, 2.3 steals and 3.1 blocked shots as a junior while being tabbed as a all-Mountain Valley Conference first-team selection. He led Dirigo to back-to-back Mountain Valley Conference crowns in 2007 and 2008 and runner-up finishes in those two seasons in the Class C Western Maine regional finals.

### Poll Watching

	AP	ESPN/USA Today
Preseason	9	9
Nov. 17	8	9

### Success In The Classroom

• The basketball team was one of six Notre Dame teams to earn the 2007-08 BIG EAST Team Academic Excellence award which recognized the highest collective grade averages in each conference sport. The Irish have earned a 3.097 cumulative grade point average and has produced a GPA of 3.0 or better in seven of the last nine semesters and the team cumulative GPA has been above 3.0 for other last eight semesters.



## Notre Dame's Records in 2008-09 when ...

Played at the Joyce Center.....	1-0
Played on the road.....	1-0
Played at a neutral site.....	0-0
BIG EAST Conference record (all games).....	0-0
Non-conference record.....	2-0
Leading at halftime.....	2-0
Trailing at halftime.....	0-0
Tied at halftime.....	0-0
Playing an overtime game.....	0-0
Shoots .500 or better.....	1-0
Shoots .500 or less.....	1-0
Opponents shoots .500 or less.....	2-0
Shoots better than opponent.....	2-0
Shoots worse than opponent.....	0-0
Shoots same as opponent.....	0-0
Makes more free throws than opponent.....	2-0
Makes less free throws than opponent.....	0-0
Same number of free throws.....	0-0
Outrebound opponents.....	2-0
Outrebounded by opponent.....	0-0
Same number of rebounds.....	0-0
Has more turnovers than opponent.....	1-0
Has fewer turnovers than opponent.....	1-0
Has same number of turnovers.....	0-0
Bench outscored opponent's bench.....	1-0
Outscored by opponent's bench.....	1-0
Bench points are the same.....	0-0
Plays a ranked opponent.....	0-0
Makes 10 or more three-pointers.....	0-0
No Notre Dame player fouls out.....	2-0
One Notre Dame player fouls out.....	0-0
Two or more Notre Dame players foul out.....	0-0
Wears White Uniforms.....	1-0
Wears Blue Uniforms.....	1-0
Wears Gold Uniforms.....	0-0
Wears Black Uniforms.....	0-0
Plays in an In-Season Tournament.....	0-0
Plays on Television.....	1-0
Plays in November.....	2-0
Plays in December.....	0-0
Plays in January.....	0-0
Plays in February.....	0-0
Plays in March.....	0-0
Plays in Day Games.....	0-0
Plays in Night Games.....	2-0
Plays on Sundays.....	1-0
Plays on Mondays.....	0-0
Plays on Tuesdays.....	0-0
Plays on Wednesdays.....	0-0
Plays on Thursdays.....	0-0
Plays on Fridays.....	1-0
Plays on Saturdays.....	0-0
Final Margin is 5 points or less.....	0-0
Final Margin is 6-10 points.....	0-0
Final Margin is 11-20 points.....	1-0
Final Margin is 20-plus points.....	1-0
Has a player score 20-plus points.....	1-0
Has a player score 30-plus points.....	1-0
Scores 59 points or less.....	0-0
Scores 60-69 points.....	1-0
Scores 70-79 points.....	0-0
Scores 80-89 points.....	0-0
Scores 90-plus points.....	1-0

## Record Watch

### Most Three-Point Field Goals Made (Career)

1. Colin Falls	2003-07	331
2. Chris Thomas	2001-05	302
3. Matt Carroll	1999-2003	301
4. David Graves	1998-2002	259
5. Ryan Hoover	1992-96	248
6. Chris Quinn	2002-05	239
7. Kyle McAlarney	2005-08	176

### Most Three-Point Field Goals Attempted (Career)

1. Chris Thomas	2001-05	833
2. Colin Falls	2001-05	826
3. Matt Carroll	1999-2003	762
4. Ryan Hoover	1992-96	680
5. David Graves	1998-2002	630
6. Chris Quinn	2002-06	573
7. Kyle McAlarney	2005-08	398

### Three-Point Field Goal Percentage (Career)

1. Joe Frederick	1986-89	.490
2. Kyle McAlarney	2005-08	.438
3. Martin Ingelsby	1997-2001	.424
4. Ryan Ayers	2005-08	.415

### Assist Average (Career)

1. Chris Thomas	2001-05	6.5
2. Doug Gottlieb	1995-96	5.7
3. Jackie Meehan	1968-71	5.3
4. Tory Jackson	2006-08	5.1

### Steals Average (Career)

1. Chris Thomas	2001-05	1.9
2. Tory Jackson	2006-08	1.8

---

## Free-Throw Shooting in Final Five Minutes and Overtime:

Tim Andree	0-0 (.000)
Tim Abromaitis	0-0 (.000)
Ryan Ayers	1-1 (1.000)
Luke Harangody	2-2 (1.000)
Zach Hillesland	0-0 (.000)
Tory Jackson	1-2 (.500)
Tom Kopko	0-0 (.000)
Kyle McAlarney	0-0 (.000)
Tyrone Nash	0-0 (.000)
Jonathan Peoples	0-0 (.000)
Ty Proffitt	0-0 (.000)
Carleton Scott	0-0 (.000)
Luke Zeller	2-2 (1.000)
Total	3-3 (1.000)
Opponents	6-10 (.600)



## Series Records vs. EA Sports Maui Invitational Participants

Alabama				12-21-68	Notre Dame, IN		W	104-94
Notre Dame leads 3-1				12-20-69	Bloomington, IN		W	89-88
Home: 1-0, Away: 1-0, Neutral: 1-1				12-15-70	Notre Dame, IN		L	103-106
Date	Site	Result	Score	12-18-71	Bloomington, IN		L	29-94
12-29-55	New Orleans, LA#	W	86-80	12-12-72	Notre Dame, IN		L	67-69
12-27-01	New Orleans, LA*	L	76-79	12-11-73	Bloomington, IN		W	73-67
12-7-05	Tuscaloosa, AL	W	78-71	12-11-74	Notre Dame, IN		L	84-94
12-7-06	Notre Dame, IN	W	99-85	12-11-75	Bloomington, IN		L	60-63
*--Nokia Sugar Bowl Basketball Classic				12-14-76	Notre Dame, IN		W	78-65
#--Sugar Bowl Tournament				12-14-77	Bloomington, IN		L	66-67
Alaska Anchorage				12-9-80	Notre Dame, IN		W	68-64
				12-1-81	Bloomington, IN		L	55-69
Chaminade				12-7-82	Notre Dame, IN		L	52-68
Notre Dame leads 1-0				11-29-83	Bloomington, IN		L	72-80
Home: 0-0, Away: 0-0, Neutral: 1-0				12-4-84	Notre Dame, IN		W	74-63
Date	Site	Result	Score	12-3-85	Bloomington, IN		L	67-82
12-22-93	Lahaina, HI* W		94-78	12-2-86	Notre Dame, IN		L	62-67
*--Maui Classic				12-2-87	Bloomington, IN		L	59-76
				12-6-88	Notre Dame, IN		W	84-71
Indiana				12-5-89	Bloomington, IN		L	72-81
Indiana leads 47-20				11-28-90	Notre Dame, IN		L	67-70
Home: 8-14, Away: 7-19, Neutral: 5-14				12-3-91	Bloomington, IN		L	46-78
Date	Site	Result	Score	12-8-92	Notre Dame, IN		L	70-75
2-19-08	Bloomington, IN	W	21-20	12-7-93	Bloomington, IN		L	82-101
3-3-19	Bloomington, IN	L	11-29	11-29-94	Notre Dame, IN - ot	W		80-79
2-7-23	Bloomington, IN	L	18-33	11-28-95	Bloomington, IN		L	53-73
2-12-24	Bloomington, IN	L	20-21	12-2-96	Notre Dame, IN		L	75-76
12-21-28	Notre Dame, IN	L	17-27	12-3-97	Bloomington, IN		L	80-91
1-7-30	Bloomington, IN	W	30-29	12-1-98	Notre Dame, IN - ot	L		72-76
2-3-31	Bloomington, IN	W	25-20	11-30-99	Bloomington, IN - ot	L		64-81
12-12-31	Notre Dame, IN	L	12-23	12-5-00	Notre Dame, IN		L	78-86
12-9-46	Bloomington, IN	W	70-60	12-4-01	Bloomington, IN		L	75-76
1-1-48	Indianapolis, IN	L	46-72	12-10-03	Notre Dame, IN		L	63-66
12-28-48	Indianapolis, IN	L	47-50	12-8-04	Bloomington, IN		W	55-45
12-29-49	Indianapolis, IN	L	69-79					
12-23-50	Indianapolis, IN	L	56-64					
12-28-51	Indianapolis, IN	L	54-67					
12-6-52	Notre Dame, IN	W	71-70					
3-14-53	Chicago, IL %	L	66-79					
12-14-53	Bloomington, IN	L	55-66					
3-12-54	Iowa City, IA #	W	65-64					
12-11-54	Notre Dame, IN	L	70-73					
1-30-56	Bloomington, IN	L	76-81					
1-29-57	Notre Dame, IN	W	94-82					
12-28-57	Indianapolis, IN @	W	89-74					
3-14-58	Lexington, KY !	W	94-87					
12-26-58	Indianapolis, IN @	W	73-67					
12-23-59	Indianapolis, IN @	L	60-71					
12-20-60	Fort Wayne, IN *	L	69-74					
1-2-62	Fort Wayne, IN *	L	95-122					
1-2-63	Fort Wayne, IN *	W	73-70					
12-4-63	Fort Wayne, IN *	L	102-108					
12-21-64	Fort Wayne, IN *	L	81-107					
12-21-65	Fort Wayne, IN *	L	58-80					
12-20-66	Fort Wayne, IN *	L	91-94					
12-19-67	Fort Wayne, IN *	L	91-96					

% Chicago Stadium

# NCAA Tournament (second round)

! NCAA Tournament (third round)

@Butler Fieldhouse

\* Fort Wayne Coliseum

## North Carolina

North Carolina leads 15-4

Home: 1-3, Away: 0-2, Neutral: 3-10

Date	Site	Result	Score
2-15-58	Chicago, IL*	W	89-70
12-19-58	Louisville, KY	L	77-81
1-3-59	Charlotte, NC	L	54-69
1-2-60	Charlotte, NC	L	65-75
1-7-61	Charlotte, NC	L	71-73
1-6-62	Charlotte, NC	L	80-99
1-5-63	Notre Dame, IN (ot)	L	68-76
1-4-64	Greensboro, NC	L	68-78
2-19-72	New York, NY#	L	74-99
3-24-73	New York, NY&	W	78-71
3-17-77	College Park, MD@	L	77-79
3-16-85	Notre Dame, IN	L	58-60
1-26-86	Chapel Hill, NC	L	61-73
2-1-87	Notre Dame, IN	W	60-58
3-19-87	East Rutherford, NJ%	L	68-74
1-5-91	East Rutherford, NJ	L	47-82
1-11-92	New York, NY#	W	88-76
2-23-93	Chapel Hill, NC	L	56-85
2-23-94	Notre Dame, IN	L	71-80

\*-Game played at Chicago Stadium

#-Game played at Madison Square Garden

@-Postseason NIT

%-NCAA Tournament (third round)

## Oregon

Notre Dame leads 2-2

Home: 1-1, Away: 1-0, Neutral: 0-1

Date	Site	Result	Score
1-11-84	Eugene, OR	W	66-54
12-9-85	Notre Dame, IN	W	72-63
12-28-94	Portland, OR #	L	69-73
3-25-04	Notre Dame, IN *	L	61-65

#-Far West Classic

\* NIT Quarterfinal round

Oregons (Dallas)

## St. Joseph's (Pa)

Notre Dame leads 1-0

Home: 0-0, Away: 0-0, Neutral: 1-0

Date	Site	Result	Score
12-29-92	New Orleans, LA*	W	68-65

\*-Sugar Bowl Tournament

## Texas

Series Tied 1-1

Home: 0-0, Away: 0-0, Neutral: 1-1

Date	Site	Result	Score
12-23-93	Lahaina, HI*	L	72-89
12-8-02	Washington, DC!	W	98-92

\*-Maui Classic

!-BB&T Classic



# LUKE HARANGODY



Only 10 players have averaged at least 20 points and 10 rebounds in a single-season for a high-major school in the past 10 seasons. Three, including Luke Harangody, achieved that feat in 2007-08 ...

Carmelo Anthony, Syracuse	22.2 ppg.	10.9 rpg.	2002-03
Michael Beasley, Kansas State	26.2 ppg.	12.4 rpg.	2007-08
Kevin Durant, Texas	25.8 ppg.	11.1 rpg.	2006-07
Tyler Hansbrough, North Carolina	22.6 ppg.	10.2 rpg.	2007-08
Luke Harangody, Notre Dame	20.4 ppg.	10.1 rpg.	2007-08
Kris Humphries, Minnesota	21.7 ppg.	10.1 rpg.	2003-04
Troy Murphy, Notre Dame	22.7 ppg.	10.3 rpg.	1999-00
Leon Powe, California	20.5 ppg.	10.1 rpg.	2005-06
Wayne Simien, Kansas	20.3 ppg.	11.0 rpg.	2004-05
Mike Sweetney, Georgetown	22.8 ppg.	10.4 rpg.	2002-03

#### Preseason Recognition

John R. Wooden Award Preseason Top 50  
 Associated Press Preseason First Team All-American  
 Sports Illustrated Preseason First Team All-American  
 Blue Ribbon Preseason First Team All-American  
 College Hoops.net Preseason First Team All-American  
 College Hoops.net Preseason First Team All-American  
 CollegenInsider.com Preseason All-American  
 Athlon Preseason All-American  
 The Sporting News Preseason Second Team All-American

\* 20-10 Club (statistical data provided by Andrew Skwara of Rivals.com)

## Notre Dame Highs and Lows Under Mike Brey

### Notre Dame – Team Game High (1st Half)

Points	62 vs. Loyola-Chicago (11/22/00)
Field Goals Made	24 vs. IPFW (11/10/06)*
	24 vs. Syracuse (1/30/07)
Field Goals Attempted	43 vs. New Hampshire (11/16/01)*
	43 vs. Syracuse (1/30/07)
Field Goal Percentage	72.0% (18-25) vs. Northern Illinois (12/8/07)*
3 PT Field Goals Made	10 vs. Louisville (2/4/06)
	10 vs. Rider (12/28/06)*
3 PT Field Goals Attempted	21 vs. Rider (12/28/06)*
3 PT Field Goals Percentage	80.0% (8-10) vs. Eastern Michigan (12/1/07)*
Free Throws Made	13 vs. Northern Illinois (12/8/07)*
Free Throws Attempted	20 vs. Northern Illinois (12/8/07)*
Free Throw Percentage	100.0% on seven occasions
Total Rebounds	29 vs. Connecticut (1/5/08)*
Offensive Rebounds	14 vs. Army (12/19/04)*
	14 vs. Providence (2/19/05)
Defensive Rebounds	24 vs. Northern Illinois (12/8/07)*
Assists	19 vs. Canisius (12/19/00)*
Steals	12 vs. New Hampshire (11/16/01)*
Blocked Shots	13 vs. Belmont (11/17/02)*
Turnovers	14 vs. Monmouth (11/16/07)
Fouls	11 vs. Villanova (1/8/05*)

### Notre Dame – Team Game High (2nd Half)

Points	68 vs. Georgetown (2/9/02)
Field Goals Made	24 vs. Pittsburgh (1/4/06)
Field Goals Attempted	63 vs. Georgetown (2/9/02)
Field Goal Percentage	72.0% vs. Lafayette (11/14/06)
3 PT Field Goals Made	11 vs. St. John's (3/6/04)
3 PT Field Goals Attempted	24 vs. Pittsburgh (1/4/06)
3 PT Field Goals Percentage	75.0% (6-8) vs. Connecticut (2/21/05)
Free Throws Made	27 vs. Seton Hall (2/18/06)
Free Throws Attempted	30 vs. Seton Hall (2/18/06)
Free Throw Percentage	100.0% (13-13) vs. Villanova (1/8/05)*
	100.0% (15-15) vs. Winston-Salem St. (11/29/06)*
Total Rebounds	34 vs. Seton Hall (1/8/01)
Offensive Rebounds	15 vs. Army (12/19/04)*
Defensive Rebounds	25 vs. Sacred Heart (11/18/00)*
Assists	16 vs. Army (12/19/04)*
Steals	14 vs. New Hampshire (11/16/01)*
Blocked Shots	6 vs. Belmont (11/17/02)
Turnovers	13 vs. Niagara (12/21/05)*
	13 vs. Marquette (1/12/08)
Fouls	16 vs. Rutgers (1/31/04)
	16 vs. Winthrop (3/16/07)*

### Notre Dame – Team Game High (Total)

Points	116 vs. Georgetown (2/9/02)
Field Goals Made	42 vs. Canisius (12/19/00)*
Field Goals Attempted	94 vs. Georgetown (2/9/02)
Field Goal Percentage	66.7% (34-51) vs. Pittsburgh (1/30/02)*
3 PT Field Goals Made	17 vs. St. John's (3/6/04)#
	17 vs. Louisville (2/4/06)#
3 PT Field Goals Attempted	44 vs. Canisius (12/22/00)
3 PT Field Goals Percentage	72.7% (16-22) vs. Loyola Chicago (11/22/00)*#
Free Throws Made	33 vs. Seton Hall (2/18/06)
Free Throws Attempted	45 vs. Columbia (12/23/05)*
Free Throw Percentage	100% (5-5) vs. Illinois (3/22/03)
	100% (19-19) vs. Villanova (1/8/05)*#
Total Rebounds	64 vs. Georgetown (2/9/02)
Offensive Rebounds	24 vs. Seton Hall (1/8/01)
Defensive Rebounds	41 vs. Northern Illinois (12/8/07)*
Assists	32 vs. Canisius (12/19/00)*#
Steals	26 vs. New Hampshire (11/16/01)*#
Blocked Shots	19 vs. Belmont (12/17/02)*#
Turnovers	24 vs. Marquette (1/12/08)
Fouls	26 vs. Georgetown (2/9/02)

### Notre Dame – Team Game Lows (1st Half)

Points	19 vs. Connecticut (2/21/04)*
	19 vs. Washington State (3/22/08)
Field Goals Made	6 vs. Connecticut (2/21/04)
	6 vs. Cincinnati (1/15/08)*
Field Goals Attempted	21 vs. Canisius College (12/22/01)
Field Goal Percentage	18.8% (6-32) vs. Connecticut (2/21/04)
3 PT Field Goals Made	0 vs. West Virginia (1/7/04)
3 PT Field Goals Attempted	5 on four occasions
3 PT Field Goals Percentage	0.0% (0-7) vs. West Virginia (1/7/04)*
	0.0% (0-10) vs. Michigan (12-3-05)*
Free Throws Made	0 on six occasions
Free Throws Attempted	0 on five occasions
Free Throw Percentage	0.0% on five occasions
Total Rebounds	10 vs. Pittsburgh (2/9/03)*
Offensive Rebounds	1 on three occasions
Defensive Rebounds	8 vs. Pittsburgh (2/12/05)
Assists	1 vs. Villanova (1/27/07)*
Steals	1 on three occasions
Blocked Shots	0 on 15 occasions
Turnovers	1 vs. Georgetown (3/4/04)*
	1 vs. Brown (12/29/07)*
Fouls	0 vs. Samford (12/30/04)*

### Notre Dame – Team Game Lows (2nd Half)

Points	19 vs. Valparaiso (1/5/03)
Field Goals Made	6 vs. Purdue (3/17/04)*
	6 vs. Harvard (11/19/04)*
Field Goals Attempted	19 vs. Georgetown (2/16/05)*
	19 vs. West Virginia (1/9/07)*
Field Goal Percentage	21.4% (6-28) vs. Harvard (11/19/04)*
3 PT Field Goals Made	0 vs. Loyola Marymount (11/22/08)
	0 vs. Connecticut (1/12/99)
	0 vs. Providence (1/31/08)*
3 PT Field Goals Attempted	3 vs. Loyola Marymount (11/22/08)
	3 vs. Indiana (12/8/04)
3 PT Field Goals Percentage	0.0% (0-6) vs. Providence (1/31/08)*
Free Throws Made	0 vs. Pittsburgh (1/12/04)
Free Throws Attempted	2 vs. Pittsburgh (1/12/04)
	2 vs. West Virginia (2/1/06)
Free Throw Percentage	0.0% (0-2) vs. Pittsburgh (1/12/04)
Total Rebounds	7 vs. Rutgers (3/1/03)
Offensive Rebounds	2 vs. Charleston Southern (11/26/04)
Defensive Rebounds	4 vs. Rutgers (3/1/03)
Assists	0 vs. Harvard (11/19/04)
Steals	0 on three occasions
Blocked Shots	0 on nine occasions
Turnovers	0 vs. West Virginia (3/10/04)
Fouls	3 vs. West Virginia (1/7/04)*
	3 vs. Hofstra (11/22/05)*

### Notre Dame – Team Game Lows (Total)

Points	41 vs. Washington State (3/22/08)
Field Goals Made	13 vs. Rutgers (3/1/03)
	13 vs. Washington State (3/22/08)
Field Goals Attempted	43 vs. West Virginia (1/9/07)
Field Goal Percentage	24.5% (13-53) vs. Washington State (3/22/08)
3 PT Field Goals Made	1 vs. Pittsburgh (2/3/01)
3 PT Field Goals Attempted	8 vs. Pittsburgh (2/3/01)
3 PT Field Goals Percentage	10.5% vs. Rutgers (2/14/02)
Free Throws Made	2 vs. Syracuse (1/14/02)
Free Throws Attempted	4 vs. Pittsburgh (3/8/01)
Free Throw Percentage	28.0% (7-25) vs. Georgetown (1/19/08)
Total Rebounds	21 vs. Rutgers (3/1/03)
Offensive Rebounds	3 vs. DePaul (12/14/02)*
Defensive Rebounds	14 vs. DePaul (12/11/04)*
Assists	6 vs. Mississippi (3/18/01)
Steals	1 vs. DePaul (12/11/04)
Blocked Shots	0 vs. Georgetown (1/6/07)
	0 vs. Baylor (11/18/07)
Turnovers	4 on three occasions
Fouls	6 vs. West Virginia (1/7/04)*

\* Indicates game played at the Joyce Center, Notre Dame, Ind.

# Indicates school record



## Opponent Highs and Lows Under Mike Brey

### Opponent – Team Game High (1st Half)

Points	53, Arizona (3/27/03)
Field Goals Made	23, Arizona (3/27/03)
Field Goals Attempted	43, Arizona (3/27/03)
Field Goal Percentage	59.3% (16-27), on three occasions
3 PT Field Goals Made	9, Syracuse (1/11/06)* 9, Lehigh (11/27/06)*
3 PT Field Goals Attempted	19, Syracuse (1/11/06)*
3 PT Field Goal Percentage	81.8% (9-11), Lehigh (11/26/06)*
Free Throws Made	14, Sacred Heart (11/18/00)*
Free Throws Attempted	19, Sacred Heart (11/18/00)*
Free Throw Percentage	100.0%, on seven occasions
Total Rebounds	33, Connecticut (2/21/04)
Offensive Rebounds	16, Northern Illinois (11/24/03)*
Defensive Rebounds	21, on four occasions
Assists	14, Arizona (3/27/03)
Steals	9, Miami (Fla.) (2/23/02) 9, Marquette (1/12/08)
Blocked Shots	10, Connecticut (2/21/04)
Turnovers	16, Loyola (Chicago) (11/22/00)*
Fouls	16, Rutgers (2/14/01)

### Opponent – Team Game High (2nd Half)

Points	68, Georgetown (4 OT) (2/9/02)
Field Goals Made	21, Syracuse (2/24/08)*
Field Goals Attempted	49, Syracuse (2/24/08)*
Field Goal Percentage	68.2% (15-22), American (12/21/03)*
3 PT Field Goals Made	9, Texas (12/8/02)
3 PT Field Goals Attempted	22, Tennessee Tech (12/17/00)*
3 PT Field Goal Percentage	100.0% (3-3), Seton Hall (2/5/03)
Free Throws Made	24, Pittsburgh (2 OT) (1/4/06)
Free Throws Attempted	39, Pittsburgh (2 OT) (1/4/06)
Free Throw Percentage	100.0% (14-14), Morehead State (12/28/03)*
Total Rebounds	38, Georgetown (4 OT) (2/9/02)
Offensive Rebounds	16, Syracuse (2/24/08)*
Defensive Rebounds	27, Georgetown (4 OT) (2/9/02)
Assists	19, Pittsburgh (2 OT) (1/4/06)
Steals	9, on two occasions
Blocked Shots	11, Georgetown (4 OT) (2/9/02)
Turnovers	15, New Hampshire (11/16/01)*
Fouls	20, Seton Hall (2/18/06)

### Opponent – Team Game High (Total)

Points	111, Georgetown (4 OT) (2/9/02)
Field Goals Made	41, Syracuse (3/4/03)*
Field Goals Attempted	82, Syracuse (2/24/08)*
Field Goal Percentage	63.0% (29-46), American (12/21/03)*
3 PT Field Goals Made	14, Texas (12/7/02) 14, Lehigh (11/27/06)*
3 PT Field Goals Attempted	35, Tennessee Tech (12/17/00)*
3 PT Field Goal Percentage	73.7% (14-19), Lehigh (11/27/06)*
Free Throws Made	30, Pittsburgh (2 OT) (1/4/06)
Free Throws Attempted	46, Pittsburgh (2 OT) (1/4/06)
Free Throw Percentage	94.1% (16-17), Morehead State (12/28/03)*
Total Rebounds	59, Connecticut (2/21/04)
Offensive Rebounds	27, Loyola (Chicago) (11/22/00)*
Defensive Rebounds	38, Pittsburgh (2 OT) (1/4/06)
Assists	30, Pittsburgh (2 OT) (1/4/06)
Steals	13, Niagara (12/21/05)*
Blocked Shots	19, Connecticut (OT) (2/21/06)
Turnovers	30, New Hampshire (11/16/01)*
Fouls	31, Columbia (12/23/05)*

### Opponent – Team Game Lows (1st Half)

Points	12, The Citadel (11/19/06)*
Field Goals Made	5, The Citadel (11/19/06)*
Field Goals Attempted	19, Army (12/21/06)*
Field Goal Percentage	20.7% (6-29), Pittsburgh (1/12/02)
3 PT Field Goals Made	0, on seven occasions
3 PT Field Goals Attempted	2, Georgetown (2/9/02)
3 PT Field Goal Percentage	0.0%, on seven occasions
Free Throws Made	0, on 18 occasions
Free Throws Attempted	0, on 10 occasions
Free Throw Percentage	0.0%, on 18 occasions
Total Rebounds	8, Monmouth (11/16/07)
Offensive Rebounds	0, Lafayette (11/14/06)
Defensive Rebounds	5, Fordham, (12/28/05)*
Assists	2, on four occasions
Steals	0, on five occasions
Blocked Shots	0, on 18 occasions
Turnovers	1, on two occasions
Fouls	1, Pittsburgh (2/12/05)

### Opponent – Team Game Lows (2nd Half)

Points	8, Monmouth (11/16/07)
Field Goals Made	3, Monmouth (11/16/07)
Field Goals Attempted	20, on four occasions
Field Goal Percentage	13.0% (3-23), Monmouth (11/16/07)
3 PT Field Goals Made	0, on seven occasions
3 PT Field Goals Attempted	3, on five occasions
3 PT Field Goal Percentage	0.0% on seven occasions
Free Throws Made	0, Monmouth (1/25/01)
Free Throws Attempted	1, Monmouth (1/25/01)
Free Throw Percentage	0.0% (0-1), Monmouth (1/25/01)
Total Rebounds	7, American (12/21/03)*
Offensive Rebounds	1, Cincinnati (11/24/00)
Defensive Rebounds	3, Virginia Tech (2/22/03)*
Assists	2, on six occasions
Steals	0, on four occasions
Blocked Shots	0, on 12 occasions
Turnovers	0, West Virginia (3/10/04)
Fouls	4, Syracuse (1/14/02)

### Opponent – Team Game Lows (Total)

Points	33, Monmouth (11/16/07)
Field Goals Made	12, Bucknell (11/22/02)*
Field Goals Attempted	35, Rutgers (3/1/03)
Field Goal Percentage	21.1% (12-57), Bucknell (11/22/02)*
3 PT Field Goals Made	1, on three occasions
3 PT Field Goals Attempted	8, St. John's (2/14/01)
3 PT Field Goal Percentage	5.9% (1-17), Cincinnati (11/24/00)
Free Throws Made	0, Charleston Southern (11/26/04)*
Free Throws Attempted	0, Charleston Southern (11/26/04)*
Free Throw Percentage	0.0% (0-0), Charleston Southern (11/26/04)*
Total Rebounds	19, Winston-Salem St. (11/29/06)*
Offensive Rebounds	3, Army (12/19/04)* 3, West Virginia (2/1/06)
Defensive Rebounds	13, Fordham (12/28/05)* 13, Winston-Salem St. (11/29/06)
Assists	5, Bucknell (11/22/02)*
Steals	1, Connecticut (3/11/04) 1, Eastern Michigan (12/1/07)*
Blocked Shots	0, on 10 occasions
Turnovers	4, Syracuse, (2/15/03)
Fouls	10, on three occasions

\* Indicates game played at the Joyce Center, Notre Dame, Ind.

## Notre Dame Highs and Lows in a BIG EAST Game

### Notre Dame – BIG EAST Team Game High (1st Half)

Points	61 vs. Syracuse (1/30/07)
Field Goals Made	24 vs. Syracuse (1/30/07)
Field Goals Attempted	43 vs. Syracuse (1/30/07)
Field Goal Percentage	67.7% (21-31) vs. Pittsburgh (1/30/02)*
3 PT Field Goals Made	10 vs. Louisville (2/4/06)
	10 vs. Syracuse (1/30/07)
3 PT Field Goals Attempted	20 vs. Louisville (2/4/06)
3 PT Field Goals Percentage	70.0% (7-10) vs. West Virginia (2/1/06)
Free Throws Made	11 vs. Connecticut (2/9/04)*
Free Throws Attempted	14 vs. Connecticut (2/9/04)*
Free Throw Percentage	100.0% on four occasions
Total Rebounds	29 vs. Connecticut (1/5/08)
Offensive Rebounds	14 vs. Providence (2/19/05)
Defensive Rebounds	19 vs. Georgetown (3/4/04)*
Assists	14 vs. Syracuse (1/11/06)*
Steals	7 on four occasions
Blocked Shots	7 vs. Connecticut (2/9/04)*
	7 vs. West Virginia (1/19/05)
Turnovers	12 vs. St. John's (1/23/07)
Fouls	11 vs. Villanova (1/8/05)*

### Notre Dame – BIG EAST Team Game High (2nd Half)

Points	68 vs. Georgetown (2/9/02)
Field Goals Made	24 vs. Pittsburgh (1/4/06)
Field Goals Attempted	63 vs. Georgetown (2/9/02)
Field Goal Percentage	69.2% vs. Cincinnati (1/25/08)*
3 PT Field Goals Made	11 vs. St. John's (3/6/04)
3 PT Field Goals Attempted	24 vs. Pittsburgh (1/4/06)
3 PT Field Goals Percentage	71.4% (6-8) vs. Connecticut (2/21/05)
Free Throws Made	27 vs. Seton Hall (2/18/06)
Free Throws Attempted	30 vs. Seton Hall (2/18/06)
Free Throw Percentage	100.0% (13-13) vs. Villanova (1/8/05)*
Total Rebounds	34 vs. Seton Hall (1/8/01)
Offensive Rebounds	18 vs. Seton Hall (1/8/01)
Defensive Rebounds	27 vs. Georgetown (3/4/04)*
Assists	14 vs. Cincinnati (1/15/08)*
Steals	6 vs. Villanova (1/17/07)
Blocked Shots	4 vs. Connecticut (3/11/04)
	4 vs. Villanova (1/8/05)*
Turnovers	13 vs. Marquette (1/12/08)
Fouls	26 vs. Pittsburgh (1/4/06)

### Notre Dame – BIG EAST Team Game High (Total)

Points	116 vs. Georgetown (2/9/02)
Field Goals Made	41 vs. Georgetown (2/9/02)
Field Goals Attempted	94 vs. Georgetown (2/9/02)
Field Goal Percentage	66.7% (34-51) vs. Pittsburgh (1/30/02)*
3 PT Field Goals Made	17 vs. St. John's (3/6/04)#
	17 vs. Louisville (2/4/06)#
3 PT Field Goals Attempted	36 vs. Pittsburgh (1/4/06)
3 PT Field Goals Percentage	61.9% (13-21) vs. Providence (1/14/06)*
Free Throws Made	34 vs. Cincinnati (1/15/08)*
Free Throws Attempted	42 vs. Cincinnati (1/15/08)*
Free Throw Percentage	100.0% (19-19) vs. Villanova (1/14/03)#
Total Rebounds	64 vs. Georgetown (2/9/02)
Offensive Rebounds	24 vs. Seton Hall (1/8/01)
Defensive Rebounds	34 vs. West Virginia (1/3/08)*
Assists	21 vs. Syracuse (2/24/08)
Steals	10 on three occasions
Blocked Shots	9 vs. Connecticut (2/9/04)*
Turnovers	26 vs. Pittsburgh (2/8/00)
Fouls	32 vs. Pittsburgh (1/4/06)

\*Indicates game played at the Joyce Center, Notre Dame, Ind.

#Indicates school record

### Notre Dame – BIG EAST Team Game Lows (1st Half)

Points	19 vs. Connecticut (2/12/04)*
Field Goals Made	6 vs. Connecticut (2/21/04)

	6 vs. Cincinnati (1/15/08)*
Field Goals Attempted	24 on four occasions
Field Goal Percentage	18.8% (6-32) vs. Connecticut (2/21/04)
3 PT Field Goals Made	0 vs. West Virginia (1/7/04)
	0 vs. Connecticut (1/12/99)
3 PT Field Goals Attempted	5 vs. Virginia Tech (1/20/04)
	5 vs. West Virginia (1/3/08)*
3 PT Field Goals Percentage	8.3% (1-12) vs. Providence (1/21/03)
Free Throws Made	0 on five occasions
Free Throws Attempted	0 on five occasions
Free Throw Percentage	0.0% on five occasions
Total Rebounds	10 vs. Pittsburgh (2/9/03)*
Offensive Rebounds	0 on three occasions
Defensive Rebounds	7 vs. St. John's (1/23/07)
Assists	1 vs. Villanova (1/27/07)*
Steals	0 vs. Pittsburgh (3/5/05)
Blocked Shots	0 on nine occasions
Turnovers	1 vs. Georgetown (3/4/04)*
Fouls	3 vs. DePaul (1/7/06)

### Notre Dame – BIG EAST Team Game Lows (2nd Half)

Points	23 vs. Georgetown (1/6/07)
Field Goals Made	7 vs. Syracuse (1/10/05)
Field Goals Attempted	19 vs. Georgetown (2/16/05)*
	19 vs. West Virginia (1/9/07)*
Field Goal Percentage	28.0% (7-25) vs. Syracuse (1/10/05)
3 PT Field Goals Made	0 vs. Connecticut (1/12/99)
	0 vs. Providence (1/31/08)*
3 PT Field Goals Attempted	6 vs. Rutgers (2/17/08)
	0.0% (0-6) vs. Providence (1/31/08)*
3 PT Field Goals Percentage	0.0% (0-6) vs. Providence (1/31/08)*
Free Throws Made	0 vs. Pittsburgh (1/12/04)
Free Throws Attempted	2 vs. Pittsburgh (1/12/04)
	2 vs. West Virginia (2/1/06)
Free Throw Percentage	0.0% (0-2) vs. Pittsburgh (1/12/04)
Total Rebounds	7 vs. Rutgers (3/1/03)
Offensive Rebounds	3 vs. Pittsburgh (2/9/03)*
	3 vs. Boston College (2/8/05)*
Defensive Rebounds	4 vs. Rutgers (3/1/03)
Assists	2 vs. Boston College (2/4/04)
Steals	0 vs. Georgetown (3/4/04)*
	0 vs. Villanova (1/26/05)
Blocked Shots	0 on six occasions
Turnovers	0 vs. West Virginia (3/10/04)
Fouls	3 vs. West Virginia (1/7/04)*

### Notre Dame – BIG EAST Team Game Lows (Total)

Points	48 vs. Georgetown (1/7/06)
Field Goals Made	13 vs. Rutgers (3/1/03)
Field Goals Attempted	42 vs. Miami (2/26/00)
Field Goal Percentage	29.7% (19-64) vs. Connecticut (2/21/04)
3 PT Field Goals Made	0 vs. Connecticut (1/12/99)
3 PT Field Goals Attempted	6 vs. Seton Hall (2/6/99)
3 PT Field Goals Percentage	10.5% vs. Rutgers (2/14/02)
Free Throws Made	2 vs. Syracuse (1/14/02)
	2 vs. West Virginia (2/1/06)
Free Throws Attempted	4 vs. Pittsburgh (3/8/01)
Free Throw Percentage	28.0% (7-25) vs. Georgetown (1/19/08)
Total Rebounds	21 vs. Rutgers (3/1/03)
Offensive Rebounds	4 vs. Pittsburgh (2/9/03)*
Defensive Rebounds	18 vs. Pittsburgh (2/7/04)*
	18 vs. Georgetown (1/6/07)
Assists	7 vs. Rutgers (3/1/03)
	7 vs. Pittsburgh (3/8/01)
Steals	2 vs. Cincinnati (2-18-07)
	3 vs. Georgetown (1/23/05)
Blocked Shots	0 vs. Georgetown (1/6/07)
Turnovers	4 vs. Connecticut (2/9/04)*
	4 vs. Connecticut (OT) (2/21/06)
Fouls	6 vs. West Virginia (1/7/04)*

\*Indicates game played at the Joyce Center, Notre Dame, Ind.

#Indicates school record



## Opponent Highs and Lows in a BIG EAST Game

### Opponent – BIG EAST Team Game High (1st Half)

Points	54, Connecticut (1/12/99)
Field Goals Made	22, Syracuse (3/4/03)*
Field Goals Attempted	44, Georgetown (3/4/01)*
Field Goal Percentage	65.2% (15-23), Providence (2/21/96)*
3 PT Field Goals Made	9 on three occasions
3 PT Field Goals Attempted	19, West Virginia (2/2/00)*
	19, Syracuse (1/11/06)*
3 PT Field Goals Percentage	100.0% (5-5), Connecticut (2/8/97)*
Free Throws Made	21, Connecticut (1/12/99)
Free Throws Attempted	23, Connecticut (1/12/99)
Free Throw Percentage	100.0% (7-7), Connecticut (3/11/04)
	100.0% (8-8), Providence (3/2/02)*
Total Rebounds	33, Connecticut (2/21/04)
Offensive Rebounds	14, Georgetown (3/8/03)
Defensive Rebounds	21, Connecticut (3/11/04)
	21, Connecticut (2/21/04)
Assists	12, Villanova (1/17/07)
Steals	9, Marquette (1/12/08)
Blocked Shots	10, Connecticut (2/21/04)
Turnovers	14, Pittsburgh (1/6/03)
Fouls	14, Rutgers (1/31/04)

### Opponent – BIG EAST Team Game High (2nd Half)

Points	68, Georgetown (2/9/02)
Field Goals Made	23, Georgetown (2/9/02)
Field Goals Attempted	60, Georgetown (2/9/02)
Field Goal Percentage	66.7% (20-30), Pittsburgh (3/5/05)*
3 PT Field Goals Made	9, Pittsburgh (1/29/97)
3 PT Field Goals Attempted	20, Miami (2/23/02)
3 PT Field Goals Percentage	83.3% (5-6), Boston College (3/1/97)
Free Throws Made	24, Pittsburgh (1/4/06)
Free Throws Attempted	39, Pittsburgh (1/4/06)
Free Throw Percentage	100.0% (14-14), Miami (1/28/00)*
Total Rebounds	31, Syracuse (2/24/08)*
Offensive Rebounds	16, Syracuse (2/24/08)*
Defensive Rebounds	26, Connecticut (2/21/04)
Assists	19, Pittsburgh (1/4/06)
Steals	8, Marquette (1/12/08)
Blocked Shots	6, Syracuse (1/11/06)*
	6, Connecticut (1/5/08)*
Turnovers	10, Rutgers (1/31/04)
Fouls	20, Seton Hall (2/18/06)

### Opponent – BIG EAST Team Game High (Total)

Points	111, Georgetown (2/9/02)
Field Goals Made	41, Syracuse (3/4/03)*
Field Goals Attempted	87, Georgetown (1/7/97)
Field Goal Percentage	56.5% (34-60), Syracuse (1/17/04)*
3 PT Field Goals Made	14, Syracuse (1/16/00)
3 PT Field Goals Attempted	36, Boston College (1/2/00)*
3 PT Field Goals Percentage	71.4% (5-7), Seton Hall (2/5/03)
Free Throws Made	32, Connecticut (1/12/99)
Free Throws Attempted	46, Pittsburgh (1/4/06)
Free Throw Percentage	94.4% (17-18), Miami (1/25/00)*
Total Rebounds	59, Connecticut (2/21/04)
Offensive Rebounds	32, Georgetown (1/7/97)
Defensive Rebounds	40, Connecticut (1/3/98)
Assists	30, Pittsburgh (1/4/06)
Steals	24, Georgetown (2/10/99)*
Blocked Shots	19, Connecticut (OT) (2/21/06)
Turnovers	23, Villanova (1/6/02)*
Fouls	33, West Virginia (2/11/97)*

### Opponent – BIG EAST Team Game Lows (1st Half)

Points	16, Georgetown (3/4/04)*
Field Goals Made	6, Georgetown (2/16/05)*
Field Goals Attempted	19, Georgetown (2/16/05)*
Field Goal Percentage	21.9% (7-32), Syracuse (3/4/03)*
3 PT Field Goals Made	0 on seven occasions
3 PT Field Goals Attempted	2, Georgetown (2/1/03)*
3 PT Field Goals Percentage	0.0% (0-10), DePaul (2/20/07)*
	0.0% (0-8), Connecticut (1/5/08)*
Free Throws Made	0 on five occasions
Free Throws Attempted	0, Rutgers (1/31/04) and St. John's (3/5/08)
	0, West Virginia (1/9/02)
Free Throw Percentage	0.0% on five occasions
Total Rebounds	10, West Virginia (2/1/06)
Offensive Rebounds	0, Virginia Tech (1/20/04)
Defensive Rebounds	7, Seton Hall (1/12/03)*
	7, West Virginia (1/3/08)*
Assists	2, South Florida (2/15/06)*
Steals	0, Connecticut (3/11/04)
	0, Georgetown (3/4/04)*
Blocked Shots	0 on six occasions
Turnovers	1, Pittsburgh (1/12/04)
Fouls	3, Pittsburgh (2/7/04)*

### Opponent – BIG EAST Team Game Lows (2nd Half)

Points	21, Rutgers (1/14/03)*
Field Goals Made	5, West Virginia (1/9/02)
Field Goals Attempted	17, Boston College (1/9/96)
Field Goal Percentage	22.7%, West Virginia (1/9/02)
3 PT Field Goals Made	0, Connecticut (2/26/01)
3 PT Field Goals Attempted	3, Connecticut (2/26/01)
3 PT Field Goals Percentage	0.0% (0-3), Connecticut (2/26/01)
Free Throws Made	0, Pittsburgh (12/6/97)
	0, St. John's (1/23/07)
Free Throws Attempted	0, Pittsburgh (1/29/97)
	0, St. John's (1/23/07)
Free Throw Percentage	0.0% (0-0), Pittsburgh (1/29/97)
	0.0% (0-0), St. John's (1/23/07)
Total Rebounds	9, West Virginia (3/10/04)
	9, Virginia Tech (2/22/03)*
Offensive Rebounds	1, West Virginia (3/10/04)
Defensive Rebounds	3, Virginia Tech (2/22/03)*
Assists	2, Connecticut (3/11/04)
Steals	0, St. John's (3/6/04)
	0, West Virginia (1/15/05)
Blocked Shots	0, on five occasions
Turnovers	0, West Virginia (3/10/04)
Fouls	2, Connecticut (2/21/05)

### Opponent – BIG EAST Team Game Lows (Total)

Points	48, Georgetown (3/4/04)*
Field Goals Made	17, Rutgers (1/20/96)*
Field Goals Attempted	40, Syracuse (2/5/05)
Field Goal Percentage	28.1% (18-64), Georgetown (3/4/04)*
3 PT Field Goals Made	1, Georgetown (2/7/98)
	1, South Florida (2/15/06)*
3 PT Field Goals Attempted	7, Seton Hall (2/5/03)
3 PT Field Goals Percentage	9.5% (2-21), Seton Hall (2/6/99)
Free Throws Made	1, DePaul (2/2/08)*
Free Throws Attempted	3, Connecticut (2/12/00)*
	3, DePaul (2/2/08)*
Free Throw Percentage	33.3% (1-3), DePaul (2/2/08)
Total Rebounds	22, West Virginia (2/1/06)
Offensive Rebounds	4, West Virginia (2/18/03)
Defensive Rebounds	16, Pittsburgh (1/30/02)*
Assists	6, Syracuse (2/5/05)
Steals	1, Connecticut (3/11/04)
Blocked Shots	0 on three occasions
Turnovers	4, Syracuse (2/15/03)
Fouls	11, Connecticut (3/11/04)

\* Indicates game played at the Joyce Center, Notre Dame, Ind.





## The Last Time ...

Notre Dame recorded a ...	
30-Point win .....	was on 11/16/08 - ND 94, USC Upstate 58 (36 points)*
40-Point win .....	was on 12/8/07 - ND 108, Northern Illinois (46 points)*
50-Point win .....	was on 12/28/06 - ND 101, Rider 51 (50 points)
30-Point loss .....	was on 1/7/99 - ND 62, Villanova 93 (31 points)*
Notre Dame shot ...	
60% on FGs .....	was on 12/8/07 - 62.1% (36-58) vs. Northern Illinois (ND 108 - Northern Illinois 62)
65% on FGs .....	was on 1/30/02 - 66.7% (34-51) vs. Pittsburgh (ND 89 - Pittsburgh 76)*
90% on FTs .....	was on 1/5/08 - 90.9% (10-11) vs. Connecticut (ND 73 - Connecticut 67)*
Notre Dame ...	
Won 10 games in a row .....	was from 11/24/07 thru 1/5/08 - 10 straight
Won 15 games in a row .....	was from 12/31/53 thru 3/9/54 - 18 straight
Won 20 games in a row .....	never
Lost 5 games in a row .....	was from 1/20/06 thru 2/4/06 - 5 straight
Scored 100 points .....	was on 12/8/07 (ND 108 - Northern Illinois 62)*
- Scored 100 points on the road .....	was on 1/30/07 (ND 103 - Syracuse 91)
- Scored 100 points at a neutral site .....	was on 3/12/78 (ND 100 - Houston 77) (NCAA First Round, Tulsa, OK)
- Scored 100 points and lost .....	was on 3/20/71 (ND 106 - Houston 119) (NCAA Regional Semi-finals at Wichita, KS)
Allowed 100 points .....	was on 1/17/07 vs. Villanova (ND 87 - Villanova 102)
Scored less than 50 points .....	was on 3/22/08 vs. Washington State (ND 41 - Washington State 61)
Allowed less than 50 points .....	was on 11/16/07 vs. Monmouth (ND 76 - Monmouth 33)
Played an Overtime Game .....	was on 1/31/08 vs. Providence (ND 81 - Providence 74 - OT)*
- Played in a Multi-Overtime Game .....	was on 3/20/06 vs. Michigan (ND 87 - Michigan 84 - 2OT)
Won on a "last second" shot .....	was on 2/9/03 vs. Pittsburgh (ND 66 - Pittsburgh 64 - Torin Francis layup at 00:00.6)*
Had 5 double figure scorers was on 3/13/08 vs. Marquette (ND 79 - Marquette 89) Kyle McAlarney 20, Rob Kurz 15, Luke Harangody 13, Tory Jackson 10, Zach Hillesland 14	
Had 6 double figure scorers was on 12/14/03 vs. DePaul (ND 82 - DePaul 69) Jordan Cornette 17, Chris Thomas 13, Colin Falls 12, Torin Francis 12, Chris Quinn 12, Rick Cornett 10	
Had 7 double figure scorers .....	never
Had two double-figure rebounders .....	was on 3/22/08 vs. George Mason (ND 68 - George Mason 50) Zach Hillesland 11, Luke Harangody 14
Had two players with double-doubles .....	was on 2/21/08 vs. Pittsburgh (ND 82 - Pittsburgh 70) Luke Harangody (23 pts, 12 rebs), Tory Jackson (16 pts, 13 rebs)*
Had three players with double-doubles .....	never
Had two 30-point scorers .....	was on 2/18/06 vs. Seton Hall (ND 102 - Seton Hall 91) Chris Quinn - 34, Colin Falls - 32
Had two 20-point scorers .....	was on 3/2/08 vs. DePaul (ND 98 - DePaul 91) Luke Harangody - 24, Rob Kurz- 21
Had three 20-point scorers .....	was on 3/8/07 vs. Syracuse (ND 89 - Syracuse 83) Russell Carter 24, Luke Harangody 20, Colin Falls 23
Made 10 three-point field goals .....	was on 3/13/08 - 10-26 (38.5%) vs. Marquette (ND 79 - Marquette 89)
Committed 10 turnovers or less .....	was on 3/8/08 - 8 turnovers vs. South Florida (ND 67 - South Florida 60)
Committed 5 turnovers or less .....	was on 2/21/06 - 4 turnovers vs. Connecticut (ND 74 - Connecticut 75 - OT)
Committed 25 turnovers .....	was on 2/8/00 - 26 turnovers vs. Villanova (ND 69 - Villanova 86)
Forced 25 turnovers .....	was on 11/16/01 - 30 turnovers vs. New Hampshire (ND 95 - New Hampshire 53)
An Irish player had ...	
25+ points .....	was on 11/21/08 - Luke Harangody (27) vs. Loyola Marymount (ND 65 - Loyola Marymount 54)
30+ points .....	was on 11/16/08 - Luke Harangody (30) vs. USC Upstate (ND 94 - USC Upstate 58)*
35+ points .....	was on 2/28/08 - Luke Harangody (40) vs. Louisville (ND 85 - Louisville 90)
40+ points .....	was on 2/28/08 - Luke Harangody (40) vs. Louisville (ND 85 - Louisville 90)
15 or more rebounds .....	was on 11/21/08 - Luke Harangody (17) vs. Loyola Marymount (ND 65 - Loyola Marymount 54)
20 rebounds .....	was on 3/22/08 - Luke Harangody (22) vs. Washington State (ND 41 - Washington State 61)
a "double-double" .....	was on 11/21/08 - Luke Harangody (27 pts., 17 rebs.) vs. (ND 65 - Loyola Marymount 54)
a "triple-double" .....	was on 11/16/01 - Chris Thomas (24 pts, 11 ast, 11 steals) vs. New Hampshire (ND 99 - New Hampshire 53)*
20 points and 10 rebounds .....	was on 11/21/08 - Luke Harangody (27 pts., 17 rebs.) vs. Loyola Marymount (ND 65 - Loyola Marymount 54)
20 points and 20 rebounds .....	was on 1/8/01 - Troy Murphy (25 pts, 20 rebs) vs. Seton Hall (ND 76 - Seton Hall 78)
10 assists .....	was on 2/17/08 - Tory Jackson (10) vs. Rutgers (ND 71 - Rutgers 68)
10 blocks .....	was on 11/17/02 - Jordan Cornette (11) vs. Belmont (ND 76 - Belmont 48)*#
10 steals .....	was on 11/16/01 - Chris Thomas (11) vs. New Hampshire (ND 99, New Hampshire 53)*#
An opposing player had ...	
25+ points .....	was on 3/20/08 - Will Thomas (25), George Mason (ND 68 - George Mason 50)
30+ points .....	was on 3/9/07 - Jeff Green (30), Georgetown (ND 82 - Georgetown 84)
35+ points .....	was on 2/1/03 - Mike Sweetney (38), Georgetown (ND 93 - Georgetown 92 2OT)
40+ points .....	was on 2/8/87 - Danny Manning (40), Kansas (ND 60 - Kansas 70)
15 rebounds .....	was on 3/8/07 - Paul Harris (15), Syracuse (ND 89 - Syracuse 83)
20 rebounds .....	was on 3/8/07 - Terrance Roberts (20), Syracuse (ND 89 - Syracuse 83)
a "double-double" .....	was on 3/2/08 - Mac Koshwal (23 pts, 10 rebs) DePaul (ND 98 - DePaul 91)
a "triple-double" .....	was on 2/21/06 - Marcus Williams (18 pts, 10 rebs, 13 asts) Connecticut (ND 74 - Connecticut 75 - OT)
20 points and 10 rebounds .....	was on 3/2/08 - Mac Koshwal (23 pts, 10 rebs) DePaul (ND 98 - DePaul 91)
20 points and 20 rebounds .....	was on 2/9/02 - Mike Sweetney (35 pts, 20 rebs) Georgetown (ND 116 - Georgetown 111 - 4OT)
10 assists .....	was on 3/16/07 - Michael Jenkins (11), Winthrop (ND 64 - North Carolina 74)
10 blocks .....	was on 1/5/08 - Hasheem Thabeet (10), Connecticut (ND 73 - Connecticut 67)*
10 steals .....	was on 1/29/89 - Mark Macon (11), Temple (ND 64 - Temple 60)*

\*indicates Notre Dame home game; #school record; @Joyce Center record



## The Last Time In A BIG EAST Game...

### Notre Dame Recorded a ...

30-Point win .....	never
40-Point win .....	never
50-Point win .....	never
30-Point loss .....	was on 1/7/99 – ND 62, Villanova 93 (31 points)

### Notre Dame Shot ...

60% on FGs .....	was on 1/6/01 – 60.8% (31-51) vs. Rutgers (ND 87 - Rutgers 80)*
65% on FGs .....	was on 1/30/02 – 66.7% (34-51) vs. Pittsburgh (ND 89 - Pittsburgh 76)*
90% on FTs .....	was on 1/20/06 – 92.3% (12-13) vs. Marquette (ND 65 - Marquette 67)

### Notre Dame ...

Won 5 BIG EAST games in a row .....	was from 1/26/08 thru 2/9/08 (5 straight)
Won 10 BIG EAST games in a row .....	never
Lost 5 BIG EAST games in a row .....	was from 1/20/06 thru 2/4/04 (5 straight)
Scored 100 points .....	was on 1/30/07 (ND 103 - Syracuse 91)
-Scored 100 points on the road .....	was on 1/30/07 (ND 103 - Syracuse 91)
-Scored 100 points on the neutral site .....	never
-Scored 100 points and lost .....	never
Allowed 100 points .....	was on 1/17/07 vs. Villanova (ND 87 - Villanova 102)
Scored less than 50 points .....	was on 1/6/07 vs. Georgetown (ND 48 - Georgetown 66)
Allowed less than 50 points .....	was on 3/4/04 vs. Georgetown (ND 61 - Georgetown 48)*
Played an Overtime Game .....	was on 1/31/08 vs. Providence (ND 81 - Providence 74 - OT)*
-Played in a Multi-Overtime Game .....	was on 1/24/06 vs. Georgetown (ND 82 - Georgetown 85 - 2OT)*
Won on a "last second" shot .....	was on 2/9/03 vs. Pittsburgh (ND 66 - Pittsburgh 64 - Torin Francis layup at 00:00.6)*
Had 5 double figure scorers .....	was on 3/13/08 vs. Marquette (ND 79 – Marquette 89) Kyle McAlarney 20, Rob Kurz 15, Luke Harangody 13, Tory Jackson 10, Zach Hillesland 14
Had 6 double figure scorers .....	never
Had 7 double figure scorers .....	never
Had two double figure rebounders .....	was on 2/21/08 vs. Pittsburgh (ND 82 - Pittsburgh 70) Tory Jackson 13, Luke Harangody 12*
Had two players with double-doubles .....	was on 2/21/08 vs. Pittsburgh (ND 82 - Pittsburgh 70) Luke Harangody (23 pts, 12 rebs), Tory Jackson (16 pts, 13 rebs)*
Had three players with double-doubles .....	never
Had two 30-point scorers .....	was on 2/18/06 vs. Seton Hall (ND 102 – Seton Hall 91) - Chris Quinn - 34, Colin Falls - 32
Had two 20-point scorers .....	was on 3/2/08 vs. DePaul (ND 98 - DePaul 91) Luke Harangody - 24, Rob Kurz- 21
Had three 20-point scorers .....	was on 3/8/07 vs. Syracuse (ND 89 - Syracuse 83) - Russell Carter 24, Luke Harangody 20, Colin Falls 23
Made 10 three-point field goals .....	was on 3/13/08 – 10-26 (38.5%) vs. Marquette (ND 79 – Marquette 89)
Committed 10 turnovers or less .....	was on 3/8/08 – 8 turnovers vs. South Florida (ND 67 - South Florida 60)
Committed 5 turnovers or less .....	was on 2/21/06 - 4 turnovers vs. Connecticut (ND 74 - Connecticut 75 - OT)
Committed 25 turnovers .....	was on 2/8/00 - 26 turnovers vs. Villanova (ND 69 - Villanova 86)
Forced 25 turnovers .....	never

### An Irish player had ...

25+ points .....	was on 2/28/08 - Luke Harangody (40) vs. Louisville (ND 85 - Louisville 90)
30+ points .....	was on 2/28/08 - Luke Harangody (40) vs. Louisville (ND 85 - Louisville 90)
35+ points .....	was on 2/28/08 - Luke Harangody (40) vs. Louisville (ND 85 - Louisville 90)
40+ points .....	was on 2/28/08 - Luke Harangody (40) vs. Louisville (ND 85 - Louisville 90)
15 or more rebounds .....	was on 2/13/08 - Luke Harangody (16) vs. Connecticut (ND 78 - Connecticut 84)
20 rebounds .....	was on 1/8/01 - Troy Murphy (20) vs. Seton Hall (ND 76 - Seton Hall 78)
a "double-double" .....	was on 2/28/08 - Luke Harangody (40 pts., 12 rebs.) vs. Louisville (ND 85 - Louisville 90)
a "triple-double" .....	never
20 points and 10 rebounds .....	was on 2/28/08 - Luke Harangody (40 pts, 12 rebs) vs. Louisville (ND 85 - Louisville 90)
20 points and 20 rebounds .....	was on 1/8/01 - Troy Murphy (25 pts, 20 rebs) vs. Seton Hall (ND 76 - Seton Hall 78)
10 assists .....	was on 2/17/08 - Tory Jackson (10) vs. Rutgers (ND 71 - Rutgers 68)
10 blocks .....	never
10 steals .....	never

### An opposing player had ...

25+ points .....	was on 3/13/08 - Jerel McNeal (28), Marquette (ND 79 - Marquette 89)
30+ points .....	was on 3/9/07 - Jeff Green (30), Georgetown (ND 82 - Georgetown 84)
35+ points .....	was on 2/1/03 - Mike Sweetney (38), Georgetown (ND 93 - Georgetown 92 - 2OT)
40+ points .....	never
15 rebounds .....	was on 2/3/07 - McHugh Mattis (16), South Florida (ND 63 - South Florida 69)
20 rebounds .....	was on 3/8/07 - Terrance Roberts (20), Syracuse (ND 89 - Syracuse 83)
a "double-double" .....	was on 3/2/08 - Mac Koshwal (23 pts, 10 rebs) DePaul (ND 98 - DePaul 91)
a "triple-double" .....	was on 2/21/06 - Marcus Williams (18 pts, 10 rebs, 13 asts), Connecticut (ND 74 - Connecticut 75 - OT)
20 points and 10 rebounds .....	was on 3/2/08 - Mac Koshwal (23 pts, 10 rebs) DePaul (ND 98 - DePaul 91)
20 points and 20 rebounds .....	was on 2/9/02 - Mike Sweetney (35 pts, 20 rebs), Georgetown (ND 116 - Georgetown 111 - 4OT)
10 assists .....	was on 2/21/05 - Marcus Williams (12), Connecticut (ND 74 - Connecticut 88)
10 blocks .....	was on 1/5/08 - Hasheem Thabeet (10), Connecticut (ND 73 - Connecticut 67)*
10 steals .....	never

Note: Notre Dame began playing as a member of the BIG EAST Conference in 1995-96.

\* indicates Notre Dame home game; @ indicates Joyce Center record; # indicates school record

#42 RYAN AYERS  
 SENIOR · GUARD · 6-7 · 210  
 BLUE BELL, PA.  
 GERMANTOWN ACADEMY



SENIOR SEASON (08-09): Scored seven points with three rebounds and two blocks in 26 minutes in the season-opener against USC Upstate ... totaled nine points and two rebounds against Loyola Marymount

Career Stats vs. The BIG EAST

Opponent	G-GS	Min.	3Pt.			Reb.	A	PF	BS	ST	Pts.
			FGA	FGA	FTA						
Cincinnati	2-1	60/30.0	6-6	5-5	2-4	5/2.5	1	1	1	1	19/9.5
Connecticut	2-1	56/28.0	3-12	2-7	2-2	7/3.5	1	3	1	1	10/5.0
DePaul	5-0	84/16.8	9-16	6-10	0-0	6/1.2	4	3	2	1	21/4.2
Georgetown	3-1	37/12.3	1-5	1-5	1-2	2/0.7	1	1	0	2	4/1.3
Louisville	2-0	30/15.0	6-9	5-6	0-0	5/2.5	1	3	1	1	17/8.5
Marquette	6-1	58/9.7	5-15	3-11	3-3	8/1.3	2	2	0	5	16/2.7
Pittsburgh	2-0	28/14.0	1-3	1-3	2-2	2/1.0	3	3	0	0	5/2.5
Providence	3-1	57/19.0	5-9	3-5	2-3	5/1.7	2	4	0	2	15/5.0
Rutgers	3-0	41/13.7	5-7	3-5	0-0	5/1.7	0	3	1	0	13/4.3
St. John's	1-0	18/18.0	2-6	0-3	1-1	1/1.0	0	2	0	0	5/5.0
Seton Hall	3-0	36/12	6-7	3-3	0-0	5/1.7	1	1	1	0	15/5.0
South Florida	3-0	45/15.0	3-10	2-7	2-3	5/1.7	3	2	0	3	10/3.3
Syracuse	3-0	46/15.3	4-12	2-10	7-8	7/2.3	4	5	2	2	17/5.7
Villanova	3-0	37/12.3	4-8	4-8	6-9	6/2.0	1	2	1	3	18/6.0
West Virginia	3-1	41/13.7	3-5	3-5	2-2	5/1.7	0	1	1	0	11/3.7

Career Highs


Points ..... 17 vs. Louisville (2-28-08)  
 Field Goals ..... 6 vs. Louisville (2-28-08)  
 Field Goals Attempted ..... 11 vs. Brown (12-29-07)  
 Field-Goal Percentage ..... 1.000 on six occasions  
 Three-Point Field Goals ..... 5 vs. Louisville (2-28-08)  
 Three-Point Field Goals Attempted ..... 7 vs. San Francisco (12-22-07)  
 Three-Point Field Goal Percentage ..... 1.000 on ten occasions  
 Free Throws ..... 5 vs. Syracuse (2-24-08)  
 Free Throws Attempted ..... 6 vs. Villanova (1-26-08) and Syracuse (2-24-08)  
 Free-Throw Percentage ..... 1.000 on 12 occasions  
 Rebounds ..... 7 vs. Winston-Salem St. (11-29-06) and Monmouth (11-16-07)  
 Assists ..... 4 vs. Syracuse (2-24-08)  
 Blocked Shots ..... 2 on three occasions  
 Steals ..... 5 vs. Winthrop (3-16-07)  
 Minutes ..... 36 vs. West Virginia (1-3-08) and Providence (1-31-08)

2008-09 Season Stats

Opp.	Min.	Total			3FG-FGA	Pct.	FT-FTA	Pct.	Rebounds			PF	A	TO	BLK	Stl.	Pts.
		FG-FGA	Pct.	3FG-FGA					Off.	Def.	Total						
USC Upstate	26	3-7	.429	0-2	.000	1-2	.500	1	2	3	0	1	2	2	1	7	
Loyola Marymount	28	3-9	.333	2-4	.500	1-1	1.000	1	1	2	2	1	1	1	0	9	
Indiana																	
Texas/St. Joseph's																	
TBA																	
Furman																	
South Dakota																	
Ohio State																	
Boston University																	
Delaware State																	
Savannah State																	
DePaul																	
St. John's																	
Georgetown																	
Seton Hall																	
Louisville																	
Syracuse																	
Connecticut																	
Marquette																	
Pittsburgh																	
Cincinnati																	
UCLA																	
Louisville																	
USF																	
West Virginia																	
Providence																	
Rutgers																	
Connecticut																	
Villanova																	
St. John's																	

Career Statistics

YEAR	G-S	MIN/AVG	FG-FGA	PCT.	3-Point FG-FGA	PCT.	FT-FTA	PCT.	Rebounds			AST.	STL	BLK	PF-D	PTS/AVG	
									O	D	TOT						
2005-06	18-0	123/6.8	6-22	.273	3-12	.250	4-4	1.000	3	9	12	0.7	3	3	2	11-0	19/1.1
BIG EAST	8-0	27/3.4	2-5	.400	1-2	.500	0-0	.000	0	1	1	0.3	0	3	0	5-0	5/0.6
2006-07	30-1	358/11.9	28-67	.418	18-48	.375	14-18	.778	9	32	41	1.4	13	15	5	29-0	88/2.9
BIG EAST	15-1	175/11.7	18-30	.600	15-25	.600	6-8	.750	2	11	13	0.9	3	3	3	12-0	57/3.8
2007-08	33-17	830/25.2	86-188	.457	55-122	.451	30-40	.750	22	82	104	3.2	39	26	15	43-0	257/7.8
BIG EAST	18-5	468/26.0	42-89	.472	26-61	.426	24-31	.774	9	46	55	3.1	21	14	8	25-0	134/7.4
2008-09	2-2	54/27.0	6-16	.375	2-6	.333	2-3	.667	2	3	5	2.5	2	1	3	2-0	16/8.0
BIG EAST																	
TOTAL	83-20	1365/16.4	126-293	.430	78-188	.415	50-65	.769	36	126	162	2.0	57	45	25	85-0	3804.6
BIG EAST	41-6	670/16.3	62-124	.500	42-88	.477	30-39	.769	11	58	69	1.7	24	20	11	42-0	196/4.8



# #33 ZACH HILLESLAND

SENIOR › FORWARD › 6-9 › 228

TOLEDO, OHIO

ST. JOHN'S JESUIT

SENIOR SEASON (08-09): Had 13 points, eight rebounds and four assists in 21 minutes against USC Upstate ... grabbed six rebounds to go along with four points against Loyola Marymount

### Career Stats vs. The BIG EAST

Opponent	G-S	Min.	3Pt.			Reb.	A	PF	BS	ST	Pts.
			FGA	FGA	FTA						
Cincinnati	2-0	32/16.0	3-7	0-0	4-6	6/3.0	5	9	0	1	10/5.0
Connecticut	2-1	40/20.0	3-9	0-0	0-0	11/5.5	5	5	0	0	6/3.0
DePaul	4-2	79/19.8	10-17	0-0	3-4	12/3.0	14	6	2	5	23/5.8
Georgetown	3-0	54/18.0	5-9	0-0	3-4	16/5.3	1	6	0	3	13/4.3
Louisville	2-1	27/13.5	4-6	1-1	4-5	7/3.5	5	3	0	1	13/6.5
Marquette	5-2	96/19.2	13-21	0-0	5-10	23/4.6	5	13	3	1	33/6.6
Pittsburgh	2-1	28/14.0	2-6	0-0	0-0	6/3.0	3	4	1	0	4/2.0
Providence	3-1	63/21.0	10-16	0-0	1-5	11/3.7	5	5	0	2	21/7.0
Rutgers	3-1	42/14.0	4-10	0-0	1-2	14/4.7	3	5	1	1	9/3.0
St. John's	2-1	62/31.0	5-13	0-0	2-6	8/4.0	7	6	0	3	12/6.0
Seton Hall	3-0	50/16.7	9-15	0-0	1-3	12/4.0	8	4	1	3	19/6.3
South Florida	3-2	68/22.7	9-15	0-0	5-10	13/4.3	9	7	3	1	23/7.7
Syracuse	3-2	71/23.7	9-13	0-0	6-6	18/6.0	13	9	5	3	24/8.0
Villanova	3-1	65/21.6	2-11	0-0	6-9	15/5.0	6	11	1	2	10/3.3
West Virginia	2-0	34/17.0	3-4	0-0	1-2	6/3.0	6	2	0	0	7/3.5

### Career Highs

Points..... 14 on three occasions  
 Field Goals..... 7 vs. Providence (2-15-07) and Marquette (3-13-08)  
 Field Goals Attempted..... 11 vs. Providence (2-15-07)  
 Field-Goal Percentage ..... 1.000 on 10 occasions  
 Three-Point Field Goals ..... 1 vs. Louisville (2-28-08)  
 Three-Point Field Goals Attempted1 vs. Villanova (1-26-08) and Louisville (2-28-08)  
 Three-Point Field Goal Percentage ..... 1.000 vs. Louisville (2-28-08)  
 Free Throws..... 6 on three occasions  
 Free Throws Attempted8 vs. Northern Illinois (12-8-07) and San Francisco (12-22-07)  
 Free-Throw Percentage..... 1.000 on 12 occasions  
 Rebounds..... 12 vs. IPFW (11-10-06)  
 Assists ..... 8 vs. Seton Hall (1-14-07)  
 Blocked Shots ..... 3 vs. Syracuse (2-24-08)  
 Steals..... 3 on three occasions  
 Minutes ..... 34 vs. Syracuse (1-30-07) and Providence (2-15-07)


### 2008-09 Season Stats

Opp.	Min.	Total			3FG-FGA	Pct.	FT-FTA	Pct.	Rebounds			PF	A	TO	BLK	Stl.	Pts.
		FG-FGA	Pct.	3FG-FGA					Off.	Def.	Total						
USC Upstate	21	4-6	.667	0-0	.000	5-7	.714	2	6	8	2	4	1	0	0	13	
Loyola Marymount	24	1-3	.333	0-0	.000	2-4	.500	3	3	6	2	1	2	0	0	4	
Indiana																	
Texas/St. Joseph's																	
TBA																	
Furman																	
South Dakota																	
Ohio State																	
Boston University																	
Delaware State																	
Savannah State																	
DePaul																	
St. John's																	
Georgetown																	
Seton Hall																	
Louisville																	
Syracuse																	
Connecticut																	
Marquette																	
Pittsburgh																	
Cincinnati																	
UCLA																	
Louisville																	
USF																	
West Virginia																	
Providence																	
Rutgers																	
Connecticut																	
Villanova																	
St. John's																	

### Career Statistics

YEAR	G-S	MIN/AVG	FG-FGA	PCT.	3-Point FG-FGA	PCT.	FT-FTA	PCT.	Rebounds			AST.	STL	BLK	PF-D	PTS/AVG	
									O	D	TOT						
2005-06	13-0	29/2.2	3-6	.500	0-0	.000	2-2	1.000	0	3	3	0.2	3	0	0	5-0	8/0.6
BIG EAST	5-0	7/1.4	1-1	1.000	0-0	.000	0-0	.000	0	0	0	0.0	1	0	0	1-0	2/0.4
2006-07	32-4	628/19.6	70-121	.579	0-0	.000	44-76	.579	41	112	153	4.8	71	33	13	81-1	184/5.8
BIG EAST	16-2	339/21.2	40-76	.526	0-0	.000	20-36	.556	21	60	81	5.1	42	14	8	44-1	100/6.3
2007-08	32-16	716/22.4	72-144	.500	1-2	.500	50-72	.694	45	122	167	5.2	80	24	14	73-0	195/6.1
BIG EAST	18-13	409/22.7	40-83	.482	1-2	.500	22-35	.629	17	65	82	4.6	51	9	8	47-0	103/5.7
2008-09	2-2	45/22.5	5-9	.556	0-0	.000	7-11	.636	5	9	14	7.0	5	0	0	4-0	17/8.5
BIG EAST																	
TOTALS	79-22	1418/17.9	150-280	.536	1-2	.500	103-161	.640	91	246	337	4.3	159	57	27	163-1	404/5.1
BIG EAST	39-15	757-19.4	81-160	.506	1-2	.500	42-71	.592	38	125	163	4.2	94	23	16	92.1	205/5.3





# #23 KYLE MCALARNEY

SENIOR · GUARD · 6-0 · 195

STATEN ISLAND, N.Y.

MOORE CATHOLIC

SENIOR SEASON (08-09): Scored 10 points to go along with six assists and two rebounds against USC Upstate ... held scoreless for just the fourth time in his career against Loyola Marymount, but added four assists and two rebounds

### Career Stats vs. The BIG EAST

Opponent	G-GS	Min.	3Pt.			Reb.	A	PF	BS	ST	Pts.
			FGA	FGA	FTA						
Cincinnati	1-1	39/39.0	7-10	5-8	3-4	1/1.0	3	0	0	0	22/22.0
Connecticut	3-3	86/28.7	18-35	8-15	2-3	7/2.3	11	3	0	1	46/15.3
DePaul	4-2	106/26.5	11-34	10-26	6-7	9/2.3	13	4	0	2	38/9.5
Georgetown	3-1	62/20.7	5-22	2-12	0-0	2/1.0	2	3	0	2	12/4.0
Louisville	2-2	72/36.0	5-21	3-14	2-2	5/2.5	7	5	0	0	15/7.5
Marquette	5-5	178/35.6	25-56	11-30	1-2	10/2.0	17	9	0	3	62/12.4
Pittsburgh	2-1	54/27.0	5-14	4-12	4-4	3/1.5	2	6	0	0	18/9.0
Providence	3-2	101/33.7	10-21	8-13	3-3	9/3.0	11	2	0	1	31/10.3
Rutgers	2-2	72/36.0	7-18	6-13	2-2	4/2.0	11	1	0	2	22/11.0
St. John's	1-1	36/36.0	5-9	3-5	0-0	2/2.0	2	1	0	1	13/13.0
Seton Hall	2-2	51/25.5	7-11	5-7	0-0	4/2.0	10	3	0	1	19/9.5
South Florida	2-2	56/28.0	4-10	3-8	5-6	4/2.0	6	0	0	2	16/8.0
Syracuse	2-1	58/29.0	10-16	10-13	3-3	6/3.0	7	0	1	1	33/16.5
Villanova	2-1	60/30.0	13-23	8-14	9-10	3/1.5	5	4	0	1	43/21.5
West Virginia	2-1	65/32.5	4-13	2-6	0-0	2/2.0	12	0	0	1	10/5.0

### Career Highs

Points	32 vs. Connecticut (1-5-08)
Field Goals	13 vs. Connecticut (1-5-08)
Field Goals Attempted	19 vs. Connecticut (1-5-08)
Field-Goal Percentage	1.000 on three occasions
Three-Point Field Goals	9 vs. Syracuse (2-24-08)
Three-Point Field Goals Attempted	13 vs. DePaul (2-2-08)
Three-Point Field Goal Percentage	1.000 on three occasions
Free Throws	6 on three occasions
Free Throws Attempted	8 vs. Youngstown State (11-24-07)
Free-Throw Percentage	1.000 on 22 occasions
Rebounds	5 vs. Kansas State (12-4-07)
Assists	12 vs. Lafayette (11-14-06)
Blocked Shots	1 vs. IPFW (12-18-05) and Syracuse (2-24-08)
Steals	3 vs. Vanderbilt (3-15-06) and Portland (12-19-06)
Minutes	42 vs. Providence (1-31-08)

### 2008-09 Season Stats

Opp.	Min.	Total		Pct.	3FG-FGA	Pct.	FT-FTA	Pct.	Rebounds			PF	A	TO	BLK	Stl.	Pts.
		FG-FGA	Pct.						Off.	Def.	Total						
USC Upstate	30	2-6	.333	2-4	.500	4-4	1.000	0	2	2	0	6	2	0	2	10	
Loyola Marymount	36	0-7	.000	0-4	.000	0-0	.000	0	2	2	2	4	4	0	0	0	
Indiana																	
Texas/St. Joseph's																	
TBA																	
Furman																	
South Dakota																	
Ohio State																	
Boston University																	
Delaware State																	
Savannah State																	
DePaul																	
St. John's																	
Georgetown																	
Seton Hall																	
Louisville																	
Syracuse																	
Connecticut																	
Marquette																	
Pittsburgh																	
Cincinnati																	
UCLA																	
Louisville																	
USF																	
West Virginia																	
Providence																	
Rutgers																	
Connecticut																	
Villanova																	
St. John's																	

### Career Statistics

YEAR	G-S	MIN/AVG	FG-FGA	PCT.	3-Point FG-FGA	PCT.	FT-FTA	PCT.	Rebounds			AST.	STL	BLK	PF-D	PTS/AVG	
									O	D	TOT						
2005-06	29-10	649/22.4	61-131	.466	40-93	.430	30-33	.909	11	37	48	1.7	72	16	1	37-1	192/6.6
BIG EAST	16-9	390/24.4	32-75	.427	22.55	.400	13-14	.929	8	27	35	2.2	48	6	0	23-1	99/6.2
2006-07	12-12	358/29.8	42-86	.488	26-56	.464	14-17	.824	7	20	27	2.3	65	13	0	6-0	124/10.3
BIG EAST	0-0	0/0.0	0-0	.000	0-0	.000	0-0	.000	0	0	0	0.0	0	0	0	0-0	0/0.0
2007-08	33-33	1178/35.7	167-383	.436	108-245	.441	55-67	.821	8	61	69	2.1	115	26	1	34-0	497/15.1
BIG EAST	18-18	660/36.7	96-218	.440	62-134	.463	27-32	.844	3	32	35	1.9	69	12	1	17-0	281/15.6
2008-09	2-2	66/33.0	2-13	.154	2-8	.250	4-4	1.000	0	4	4	2.0	10	2	0	2-0	10/5.0
BIG EAST																	
TOTALS	76-57	2251/129.6	272-613	.444	176-402	.438	103-121	.851	26	122	148	1.9	262	57	2	79-1	823/10.8
BIG EAST	34-27	1051/30.9	128-293	.437	84-189	.444	40-46	.870	11	59	70	2.1	117	18	1	40-1	380/11.2





# #40 LUKE ZELLER

SENIOR › FORWARD/CENTER › 6-11 › 245  
WASHINGTON, IND.  
WASHINGTON

SENIOR SEASON (08-09): Had a career game against USC Upstate, scoring 18 points with five rebounds in 19 minutes ... had six points and two rebounds in 17 minutes against Loyola Marymount

### Career Stats vs. The BIG EAST

Opponent	G-S	Min.	3Pt.			Reb.	A	PF	BS	ST	Pts.
			FGA	FG	FTA						
Cincinnati	2-0	14/7.0	2-4	2-4	0-0	1/0.5	0	1	0	0	6/2.0
Connecticut	3-0	31/10.3	4-15	3-13	0-0	6/2.0	1	4	1	1	11/3.7
DePaul	5-1	56/11.2	7-16	5-13	1-2	13/2.6	4	7	0	3	20/4.0
Georgetown	5-1	65/13.0	6-20	2-12	1-2	6/1.2	1	10	0	3	12/2.4
Louisville	3-1	32/10.7	4-9	2-6	0-0	7/2.3	2	7	0	0	10/3.3
Marquette	6-0	53/8.8	6-16	4-11	4-6	19/3.2	1	6	0	3	17/2.8
Pittsburgh	2-1	50/25.0	5-16	3-13	0-0	6/3.0	3	4	1	0	13/6.5
Providence	3-0	25/8.3	0-3	0-2	0-0	1/0.3	4	3	0	1	0/0.0
Rutgers	3-0	16/5.3	2-4	1-2	0-0	3/1.0	0	4	0	0	5/1.7
St. John's	2-0	20/10.0	2-4	1-2	0-0	5/2.5	0	3	0	0	5/2.5
Seton Hall	3-0	13/4.3	4-7	2-5	0-0	3/1.0	1	3	0	1	10/3.3
South Florida	4-0	48/12.0	4-13	1-9	0-0	10/2.5	2	2	1	0	9/2.3
Syracuse	4-0	52/13.0	5-14	5-10	0-0	13/3.3	4	8	3	0	15/3.8
Villanova	4-0	36/9.0	5-14	3-10	1-2	3/0.8	0	5	0	1	14/3.5
West Virginia	3-2	26/8.7	1-2	0-1	0-0	2/1.0	2	1	1	0	2/0.7

### Career Highs

Points ..... 18 vs. USC Upstate (11-16-08)  
 Field Goals..... 6 vs. USC Upstate (11-16-08)  
 Field Goals Attempted..... 12 vs. Pittsburgh (1-4-06)  
 Field-Goal Percentage ..... 1.000 on seven occasions  
 Three-Point Field Goals 4 vs. Colgate (11-26-07) and USC Upstate (11-16-08)  
 Three-Point Field Goals Attempted ..... 10 vs. Pittsburgh (1-4-06)  
 Three-Point Field Goal Percentage ..... 1.000 on nine occasions  
 Free Throws..... 4 vs. Florida International (12-10-05)  
 Free Throws Attempted 4 vs. Florida International (12-10-05) and Lehigh (11-27-06)  
 Free-Throw Percentage ..... 1.000 on six occasions  
 Rebounds ..... 10 vs. Marquette (1-12-08)  
 Assists ..... 3 on four occasions  
 Blocked Shots ..... 3 vs. North Florida (12-31-07)  
 Steals ..... 2 on four occasions  
 Minutes ..... 38 vs. Pittsburgh (1-4-06)

### 2008-09 Season Stats

Opp.	Min.	Total		Pct.	3FG-FGA	Pct.	FT-FTA	Pct.	Rebounds			PF	A	TO	BLK	Stl.	Pts.
		FG-FGA	Pct.						Off.	Def.	Total						
USC Upstate	19	6-9	.667	4-6	.667	2-2	1.000	2	3	5	1	1	0	0	0	18	
Loyola Marymount	17	2-4	.500	2-4	.500	0-0	.000	0	2	2	1	1	0	1	1	6	
Indiana																	
Texas/St. Joseph's																	
TBA																	
Furman																	
South Dakota																	
Ohio State																	
Boston University																	
Delaware State																	
Savannah State																	
DePaul																	
St. John's																	
Georgetown																	
Seton Hall																	
Louisville																	
Syracuse																	
Connecticut																	
Marquette																	
Pittsburgh																	
Cincinnati																	
UCLA																	
Louisville																	
USF																	
West Virginia																	
Providence																	
Rutgers																	
Connecticut																	
Villanova																	
St. John's																	

### Career Statistics

YEAR	G-S	MIN/AVG	FG-FGA	PCT.	3-Point FG-FGA	PCT.	FT-FTA	PCT.	Rebounds			AST.	STL	BLK	PF-D	PTS/AVG	
									O	D	TOT						
2005-06	27-9	371/13.7	32-88	.364	20-59	.339	8-17	.471	22	63	85	3.1	28	3	7	40-1	92/3.4
BIG EAST	14-3	165/11.8	13-42	.310	8-30	.267	2-4	.500	11	21	32	2.3	13	1	3	20-0	36/2.6
2006-07	32-16	398/12.4	46-94	.489	17-43	.395	12-18	.667	24	45	69	2.2	16	8	12	67-1	121/3.8
BIG EAST	16-3	150/9.4	14-33	.424	6-22	.273	1-2	.500	6	20	26	1.6	4	3	3	22-0	35/2.2
2007-08	33-0	390/11.8	55-129	.426	32-84	.381	7-13	.538	27	46	73	2.2	14	13	6	44-0	149/4.5
BIG EAST	18-0	191/10.6	27-72	.375	16-52	.308	3-4	.750	16	20	36	2.0	8	6	1	21-0	73/4.1
2008-09	2-0	36/18.0	8-13	.615	6-10	.600	2-2	1.000	2	5	7	3.5	2	1	1	2-0	24/12.0
BIG EAST																	
TOTALS	94-25	1195/12.7	141-324	.435	75-196	.383	29-50	.580	75	159	234	2.5	60	25	26	153-2	386/4.1
BIG EAST	48-6	506/10.5	54-147	.367	30-104	.288	6-10	.600	33	61	94	2.0	25	10	7	63-0	144/3.0





**#41 TIM ANDREE**  
 JUNIOR › FORWARD › 6-8 › 213  
 COLTS NECK, N.J.  
 CHRISTIAN BROTHERS ACADEMY

JUNIOR SEASON (08-09): Scored two points in three minutes of action against USC Upstate ... did not play against Loyola Marymount

Career Stats vs. The BIG EAST

Opponent	G-GS	Min.	3Pt.			Reb.	A	PF	BS	ST	Pts.
			FGA	FGA	FTA						

Career Highs

Points	2 on five occasions
Field Goals	1 on three occasions
Field Goals Attempted	2 vs. Army (2-21-06)
Field-Goal Percentage	1.000 on three occasions
Three-Point Field Goals	—
Three-Point Field Goals Attempted	—
Three-Point Field Goal Percentage	—
Free Throws	2 vs. Brown (12-29-07)
Free Throws Attempted	2 on two occasions
Free-Throw Percentage	1.000 (2-2) vs. Brown (12-29-07)
Rebounds	3 vs. Northern Illinois (12-8-07)
Assists	1 vs. Northern Illinois (12-8-07)
Blocked Shots	1 vs. Northern Illinois (12-8-07)
Steals	—
Minutes	6 vs. Northern Illinois (12-8-07)

2008-09 Season Stats

Opp.	Min.	Total		Pct.	3FG-FGA	Pct.	FT-FTA	Pct.	Rebounds			PF	A	TO	BLK	Stl.	Pts.
		FG-FGA	1-1						0-0	0-0	0-0						
USC Upstate	3			1.000	0-0	.000	0-0	.000	0	0	0	0	0	0	0	0	2
Loyola Marymount	DNP																
Indiana																	
Texas/St. Joseph's																	
TBA																	
Furman																	
South Dakota																	
Ohio State																	
Boston University																	
Delaware State																	
Savannah State																	
DePaul																	
St. John's																	
Georgetown																	
Seton Hall																	
Louisville																	
Syracuse																	
Connecticut																	
Marquette																	
Pittsburgh																	
Cincinnati																	
UCLA																	
Louisville																	
USF																	
West Virginia																	
Providence																	
Rutgers																	
Connecticut																	
Villanova																	
St. John's																	

Career Statistics

YEAR	G-S	MIN/AVG	FG-FGA	PCT.	3-Point		FT-FTA	PCT.	Rebounds				AST.	STL	BLK	PF-D	PTS/AVG
					FG-FGA	PCT.			O	D	TOT	AVG.					
2006-07	5-0	9/1.8	1-2	.500	0-0	.000	0-2	.000	1	0	1	0.2	0	0	0	1-0	2/0.4
BIG EAST	0-0	0/0.0	0-0	.000	0-0	.000	0-0	.000	0	0	0	0.0	0	0	0	0-0	0/0.0
2007-08	5-0	13/2.6	2-2	1.000	0-0	.000	2-2	1.000	1	3	4	0.8	1	0	1	2-0	6/1.2
BIG EAST	1-0	1/1.0	0-0	.000	0-0	.000	0-0	.000	0	0	0	0.0	0	0	0	0-0	0/0.0
2008-09	1-0	3/3.0	1-1	1.000	0-0	.000	0-0	.000	0	0	0	0.0	0	0	0	0-0	2/2.0
BIG EAST																	
TOTALS	11-0	25/2.3	4-5	.800	0-0	.000	2-4	.500	2	3	5	0.5	1	0	1	4-0	10/0.9
BIG EAST	1-0	1/1.0	0-0	.000	0-0	.000	0-0	.000	0	0	0	0.0	0	0	0	0-0	0/0.0



# #44 LUKE HARANGODY

JUNIOR › FORWARD › 6-8 › 255  
SCHERERVILLE, IND.  
ANDREAN

JUNIOR SEASON (08-09): Recorded his fourth 30-plus point scoring game against USC Upstate ... notched the 26th double-double of his career with 30 points and 14 rebounds ... notched a double-doubles with a game-high 27 points and 17 rebounds against Loyola Marymount ... has scored in double digits in 33 consecutive games dating back to the 2007-08 season

Career Stats vs. The BIG EAST

Opponent	G-GS	Min.	3Pt.			Reb.	A	PF	BS	ST	Pts.
			FGA	FG- FGA	FT- FTA						
Cincinnati	2-2	57/28.5	11-22	0-0	14-17	15/7.5	5	6	0	2	36/18.0
Connecticut	2-2	64/32.0	18-47	0-1	10-13	26/13.0	2	7	2	0	46/23.0
DePaul	4-4	99/24.8	28-62	0-1	15-21	39/9.8	8	5	3	3	71/17.8
Georgetown	3-2	63/21.0	7-25	0-0	15-18	13/4.3	5	14	1	3	29/9.6
Louisville	2-1	53/26.5	23-39	3-4	6-8	18/9.0	4	5	2	2	55/27.5
Marquette	4-4	121/30.3	26-61	0-1	30-37	43/10.8	4	13	4	3	82/20.5
Pittsburgh	1-1	31/31.0	8-19	0-0	7-8	12/12.0	1	2	0	2	23/23.0
Providence	2-2	46/23.0	14-27	0-0	9-10	16/8.0	2	8	1	2	37/18.5
Rutgers	2-2	55/27.5	9-29	0-0	2-4	15/7.5	3	8	3	3	20/10.0
St. John's	2-2	39/19.5	9-14	0-0	3-5	9/4.5	0	4	1	0	21/10.5
Seton Hall	2-2	55/27.5	15-26	0-0	4-8	18/9.0	5	3	2	3	34/17.0
South Florida	3-3	74/24.7	14-26	0-0	7-9	23/7.7	3	9	3	0	35/11.7
Syracuse	3-3	94/31.3	21-46	0-0	13-17	38/12.7	0	10	2	1	55/18.3
Villanova	3-3	87/29.0	14-28	0-0	14-19	21/7.0	3	8	3	2	42/14.0
West Virginia	2-1	51/25.5	15-23	0-1	10-12	21/10.5	2	1	0	1	40/20.0

Career Highs

Points	40 vs. Louisville (2-28-08)
Field Goals	16 vs. Louisville (2-28-08)
Field Goals Attempted	28 vs. Louisville (2-28-08)
Field-Goal Percentage	.778 vs. The Citadel (11-19-06)
Three-Point Field Goals	3 vs. Louisville (2-28-08)
Three-Point Field Goals Attempted	4 vs. Louisville (2-28-08)
Three-Point Field Goal Percentage	1.000 vs. USC Upstate (11-16-08)
Free Throws	13 vs. Cincinnati (1-15-08)
Free Throws Attempted	15 vs. Cincinnati (1-15-08)
Free-Throw Percentage	1.000 on 18 occasions
Rebounds	22 vs. Washington State (3-22-08)
Assists	4 on four occasions
Blocked Shots	3 on three occasions
Steals	3 on five occasions
Minutes	36 on four occasions

2008-09 Season Stats

Opp.	Min.	Total			3FG-FGA	Pct.	FT-FTA	Pct.	Rebounds			PF	A	TO	BLK	Stl.	Pts.
		FG-FGA	Pct.	FT-FTA					Off.	Def.	Total						
USC Upstate	29	12-21	.571	1-1	1.000	5-7	.714	6	8	14	0	1	2	0	1	30	
Loyola Marymount	36	9-17	.529	0-1	.000	9-13	.692	5	12	17	3	0	2	0	0	27	
Indiana																	
Texas/St. Joseph's																	
TBA																	
Furman																	
South Dakota																	
Ohio State																	
Boston University																	
Delaware State																	
Savannah State																	
DePaul																	
St. John's																	
Georgetown																	
Seton Hall																	
Louisville																	
Syracuse																	
Connecticut																	
Marquette																	
Pittsburgh																	
Cincinnati																	
UCLA																	
Louisville																	
USF																	
West Virginia																	
Providence																	
Rutgers																	
Connecticut																	
Villanova																	
St. John's																	

Career Statistics

YEAR	G-S	MIN/AVG	FG-FGA	PCT.	3-Point FG-FGA	PCT.	FT-FTA	PCT.	Rebounds			AST.	STL	BLK	PF-D	PTS/AVG	
									O	D	TOT						
2006-07	32-16	658/20.6	133-290	.459	0-1	.000	93-114	.816	85	112	197	6.2	38	28	15	83-3	359/11.2
BIG EAST	16-13	354/22.1	62-149	.416	0-0	.000	39-52	.750	46	60	106	6.6	13	13	7	45-1	163/10.2
2007-08	33-33	958/29.0	259-518	.500	3-9	.333	151-198	.763	116	235	351	10.6	55	26	29	85-2	672/20.4
BIG EAST	18-18	556/30.9	155-311	.498	3-8	.375	106-138	.768	66	137	203	11.3	31	14	20	45-1	419/23.3
2008-09	2-2	65/32.5	21-38	.553	1-2	.500	14-20	.700	11	20	31	15.5	1	1	0	3-0	57/28.5
BIG EAST																	
TOTALS	67-51	1681/25.1	413-846	.488	4-12	.333	258-332	.777	212	367	579	8.6	94	55	44	171-5	1088/16.2
BIG EAST	34-31	909/26.7	217-460	.472	3-8	.375	145-190	.763	112	197	309	9.1	44	27	27	90-2	582/17.1







# #2 TORY JACKSON

JUNIOR · GUARD · 6-3 · 215  
SAGINAW, MICH.  
BUENA VISTA

JUNIOR SEASON (08-09): Recorded six points and eight assists against USC Upstate in the season opener ... scored 16 points to go along with seven rebounds, four steals and two assists against Loyola Marymount

### Career Stats vs. The BIG EAST

Opponent	G-GS	Min.	3Pt.			Reb.	A	PF	BS	ST	Pts.
			FGA	FGA	FTA						
Cincinnati	2-2	70/35.0	4-14	2-5	4-4	7/3.5	14	7	0	1	14/7.0
Connecticut	2-2	74/37.0	7-15	2-4	3-3	16/8.0	15	5	0	6	19/9.5
DePaul	4-4	144/36.0	19-35	1-3	3-6	23/5.8	20	6	0	7	42/10.5
Georgetown	3-3	107/35.6	12-29	2-7	4-7	19/6.3	11	7	0	2	30/10.0
Louisville	2-2	65/32.5	6-15	1-6	4-7	8/4.0	9	6	0	4	17/8.5
Marquette	4-4	138/34.5	17-46	5-13	12-22	20/5.0	27	14	1	9	51/12.8
Pittsburgh	1-1	37/37.0	6-11	1-3	3-4	13/13.0	5	0	1	3	16/16.0
Providence	2-2	76/38.0	8-16	1-4	7-10	4/2.0	11	7	1	6	24/12.0
Rutgers	2-2	74/37.0	8-18	1-3	6-9	14/7.0	19	6	0	3	23/11.5
St. John's	2-2	72/36.0	5-15	0-1	0-2	7/3.5	16	2	1	5	10/5.0
Seton Hall	2-2	71/35.5	5-15	0-1	3-4	11/5.5	13	6	0	4	13/6.5
South Florida	3-3	106/35.3	9-25	1-4	3-8	13/4.3	21	9	1	3	22/7.3
Syracuse	3-3	106/35.3	8-16	2-5	19-26	10/3.3	18	8	0	9	37/12.3
Villanova	3-3	103/34.3	5-17	1-6	11-15	7/2.3	19	11	0	5	22/7.3
West Virginia	2-2	50/25.0	5-12	2-4	0-3	6/3.0	8	5	0	4	12/6.0

### Career Highs

Points	21 vs. Marquette (2-24-07)
Field Goals	8 vs. Georgetown (3-9-07)
Field Goals Attempted	16 vs. Georgetown (3-9-07)
Field-Goal Percentage	1.000 on three occasions
Three-Point Field Goals	2 on five occasions
Three-Point Field Goals Attempted	6 vs. Marquette (3-13-08)
Three-Point Field Goal Percentage	1.000 on five occasions
Free Throws	11 vs. Syracuse (1-30-07)
Free Throws Attempted	14 vs. Syracuse (1-30-07)
Free-Throw Percentage	1.000 on nine occasions
Rebounds	13 vs. Pittsburgh (2-21-08)
Assists	11 vs. South Florida (2-3-07) and Connecticut (1-5-08)
Blocked Shots	1 on six occasions
Steals	5 vs. Winston-Salem St. (11-29-06) and Maryland (12-3-06)
Minutes	41 vs. Providence (1-31-08)

### 2008-09 Season Stats

Opp.	Min.	Total			3FG-FGA	Pct.	FT-FTA	Pct.	Rebounds			PF	A	TO	BLK	Stl.	Pts.
		FG-FGA	Pct.	FTA					Off.	Def.	Total						
USC Upstate	33	2-5	.400	0-0	.000	2-2	1.000	0	1	1	3	8	3	0	0	6	
Loyola Marymount	36	5-10	.500	0-1	.000	6-12	.500	3	4	7	2	2	3	0	4	16	
Indiana																	
Texas/St. Joseph's																	
TBA																	
Furman																	
South Dakota																	
Ohio State																	
Boston University																	
Delaware State																	
Savannah State																	
DePaul																	
St. John's																	
Georgetown																	
Seton Hall																	
Louisville																	
Syracuse																	
Connecticut																	
Marquette																	
Pittsburgh																	
Cincinnati																	
UCLA																	
Louisville																	
USF																	
West Virginia																	
Providence																	
Rutgers																	
Connecticut																	
Villanova																	
St. John's																	

### Career Statistics

YEAR	G-S	MIN/AVG	FG-FGA	PCT.	3-Point FG-FGA	PCT.	FT-FTA	PCT.	Rebounds			AST.	STL	BLK	PF-D	PTS/AVG	
									O	D	TOT						
2006-07	32-20	891/27.8	84-202	.416	13-54	.241	68-108	.630	35	70	105	3.3	139	59	1	80-1	249/7.8
BIG EAST	16-16	560/35.0	50-121	.413	7-31	.226	43-61	.705	20	42	62	3.9	96	28	1	44-1	150/9.4
2007-08	33-33	1083/32.8	97-251	.386	19-63	.302	52-100	.520	58	110	168	5.1	193	58	8	79-2	265/8.0
BIG EAST	18-18	616/34.2	60-143	.420	12-30	.400	32-59	.542	39	60	99	5.5	107	35	4	47-1	164/9.1
2008-09	2-2	69/34.5	7-15	.467	0-1	.000	8-14	.571	3	5	8	4.0	10	4	0	5-0	22/11.0
BIG EAST																	
TOTALS	67-55	2043/30.5	188-468	.402	32-118	.271	128-222	.577	96	185	281	4.2	342	121	9	164-3	536/8.0
BIG EAST	34-34	1175/34.6	110-264	.417	19-61	.311	75-120	.625	59	102	161	4.7	203	63	5	91-2	314/9.2





# #20 JONATHAN PEOPLES

JUNIOR · GUARD · 6-3 · 215

BELLWOOD, ILL.

ST. JOSEPH

JUNIOR SEASON (08-09): Had two points, two assists and three steals against USC Upstate ... scored two points and grabbed three rebounds against Loyola Marymount

### Career Stats vs. The BIG EAST

Opponent	G-S	Min.	3Pt.			Reb.	A	PF	BS	ST	Pts.
			FGA	FGA	FTA						
Cincinnati	1-0	16/8.0	4-5	1-1	3-4	2/1.0	1	1	0	2	12/6.0
Connecticut	2-0	13/6.5	1-2	0-0	2-2	2/1.0	0	1	0	1	4/2.0
DePaul	4-0	24/6.0	1-4	0-2	0-0	5/1.3	5	0	0	0	2/0.5
Georgetown	2-0	22/11.0	7-10	3-4	0-0	4/2.0	0	0	0	0	17/8.5
Louisville	2-0	23/11.5	0-0	0-0	2-2	3/1.5	3	1	0	1	2/1.0
Marquette	4-0	36/9.0	2-5	1-1	6-6	9/2.3	4	2	1	0	11/2.8
Pittsburgh	1-0	6/6.0	1-1	1-1	0-0	0/0.0	0	1	0	0	3/3.0
Providence	2-0	10/5.0	0-0	0-0	0-0	1/0.5	0	0	0	0	0/0.0
Rutgers	2-0	10/5.0	1-2	0-1	0-0	0/0.0	1	2	0	0	2/1.0
St. John's	2-0	14/7.0	0-2	0-2	0-0	1/0.5	3	1	0	1	0/0.0
Seton Hall	2-0	26/13.0	3-5	2-3	3-4	2/1.0	3	2	0	0	11/5.5
South Florida	3-0	27/9.0	1-4	0-1	0-0	5/1.7	3	2	1	0	2/0.7
Syracuse	2-0	15/7.5	4-5	2-2	0-1	1/0.5	3	1	0	0	10/5.0
Villanova	3-0	26/8.7	1-5	0-3	0-0	3/1.0	0	1	0	3	2/0.7
West Virginia	2-0	22/11.0	1-2	0-0	0-0	4/2.0	3	2	0	1	2/1.0

### Career Highs

Points	12 vs. Georgetown (1-19-08)
Field Goals	5 vs. Georgetown (1-19-08)
Field Goals Attempted	8 vs. Colgate (11-26-07)
Field-Goal Percentage	1.000 on 13 occasions
Three-Point Field Goals	2 on three occasions
Three-Point Field Goals Attempted	4 vs. Colgate (11-26-07) and Brown (12-29-07)
Three-Point Field Goal Percentage	1.000 on 11 occasions
Free Throws	4 vs. Marquette (2-9-08)
Free Throws Attempted	4 on five occasions
Free-Throw Percentage	1.000 on eight occasions
Rebounds	5 vs. South Florida (1-21-07) and Marquette (2-9-08)
Assists	5 vs. DePaul (3-2-08)
Blocked Shots	1 vs. South Florida (1-21-07) and Marquette (2-9-08)
Steals	3 vs. Villanova (1-17-07) and USC Upstate (11-16-08)
Minutes	22 vs. North Florida (12-21-07)


### 2008-09 Season Stats

Opp.	Min.	Total		Pct.	3FG-FGA	Pct.	FT-FTA	Pct.	Rebounds			PF	A	TO	BLK	Stl.	Pts.
		FG-FGA	Pct.						Off.	Def.	Total						
USC Upstate	20	1-4	.250	0-1	.000	0-0	.000	0	1	1	0	2	0	0	1	3	2
Loyola Marymount	16	1-2	.500	0-1	.000	0-0	.000	0	3	3	0	1	0	0	0	0	2
Indiana																	
Texas/St. Joseph's																	
TBA																	
Furman																	
South Dakota																	
Ohio State																	
Boston University																	
Delaware State																	
Savannah State																	
DePaul																	
St. John's																	
Georgetown																	
Seton Hall																	
Louisville																	
Syracuse																	
Connecticut																	
Marquette																	
Pittsburgh																	
Cincinnati																	
UCLA																	
Louisville																	
USF																	
West Virginia																	
Providence																	
Rutgers																	
Connecticut																	
Villanova																	
St. John's																	

### Career Statistics

YEAR	G-S	MIN/AVG	FG-FGA	PCT.	3-Point		FT-FTA	PCT.	Rebounds				AST.	STL	BLK	PF-D	PTS/AVG
					FG-FGA	PCT.			O	D	TOT	AVG.					
2006-07	26-0	166/6.4	16-34	.471	8-17	.471	8-10	.800	2	18	20	0.8	19	8	1	10-0	48/1.8
BIG EAST	16-0	110/6.9	9-19	.474	5-10	.500	3-4	.750	2	11	13	0.9	15	6	1	8-0	26/1.6
2007-08	33-0	381/11.5	34-77	.442	13-36	.361	27-32	.844	22	30	52	1.6	37	7	1	24-0	108/3.3
BIG EAST	18-0	175/9.7	18-33	.545	5-11	.455	13-15	.867	11	20	31	1.7	15	3	1	11-0	54/3.0
2008-09	2-0	36/18.0	2-6	.333	0-2	.000	0-0	.000	0	4	4	2.0	3	3	1	0-0	4/2.0
BIG EAST																	
TOTALS	61-0	583/9.6	52-117	.444	21-55	.382	35-42	.833	24	52	76	1.2	59	18	3	34-0	160/2.6
BIG EAST	34-0	285/8.4	27-52	.519	10-21	.476	16-19	.842	13	31	44	1.3	30	9	2	19-0	80/2.4





# #21 TIM ABROMAITIS

SOPHOMORE › FORWARD › 6-8 › 232  
UNIONVILLE, CONN.  
FARMINGTON

SOPHOMORE SEASON (08-09): Has not seen action this season

### Career Stats vs. The BIG EAST

Opponent	G-GS	Min.	3Pt.			Reb.	A	PF	BS	ST	Pts.
			FGA	FGA	FTA						
Cincinnati	0-0	00/00	0-0	0-0	0-0	0/0	0	0	0	0	0/0
Connecticut	0-0	00/00	0-0	0-0	0-0	0/0	0	0	0	0	0/0
DePaul	0-0	00/00	0-0	0-0	0-0	0/0	0	0	0	0	0/0
Georgetown	1-0	00/00	0-0	0-0	2-2	0/0	0	0	0	0	2/2.0
Louisville	0-0	00/00	0-0	0-0	0-0	0/0	0	0	0	0	0/0
Marquette	1-0	3/3.0	1-2	0-1	0-0	0/0	1	0	0	0	2/2.0
Pittsburgh	0-0	00/00	0-0	0-0	0-0	0/0	0	0	0	0	0/0
Providence	0-0	00/00	0-0	0-0	0-0	0/0	0	0	0	0	0/0
Rutgers	0-0	00/00	0-0	0-0	0-0	0/0	0	0	0	0	0/0
St. John's	0-0	00/00	0-0	0-0	0-0	0/0	0	0	0	0	0/0
Seton Hall	1-0	1/1.0	0-0	0-0	0-0	0/0	0	1	0	0	0/0
South Florida	0-0	00/00	0-0	0-0	0-0	0/0	0	0	0	0	0/0
Syracuse	0-0	00/00	0-0	0-0	0-0	0/0	0	0	0	0	0/0
Villanova	0-0	00/00	0-0	0-0	0-0	0/0	0	0	0	0	0/0
West Virginia	0-0	00/00	0-0	0-0	0-0	0/0	0	0	0	0	0/0

### Career Highs

Points	7 vs. Northern Illinois (12-8-07)
Field Goals	2 vs. Northern Illinois (12-8-07)
Field Goals Attempted	6 vs. Northern Illinois (12-8-07)
Field-Goal Percentage	1.000 vs Long Island (11-12-07)
Three-Point Field Goals	1 vs. Northern Illinois (12-8-07)
Three-Point Field Goals Attempted	2 vs. Northern Illinois (12-8-07) and Brown (12-29-07)
Three-Point Field Goal Percentage	.500 vs. Northern Illinois (12-8-07)
Free Throws	2 vs. on three occasions
Free Throws Attempted	2 on three occasions
Free-Throw Percentage	1.000 on four occasions
Rebounds	3 vs. Monmouth (11-16-07) and Brown (12-29-07)
Assists	1 on three occasions
Blocked Shots	1 vs. Colgate (11-26-07)
Steals	1 vs. Colgate (11-26-07)
Minutes	13 vs. Northern Illinois (12-8-07)

### 2008-09 Season Stats

Opp.	Min.	Total		Pct.	3FG-FGA	Pct.	FT-FTA	Pct.	Rebounds			PF	A	TO	BLK	Stl.	Pts.	
		FG-FGA	DNP						Off.	Def.	Total							
USC Upstate	DNP																	
Loyola Marymount	DNP																	
Indiana																		
Texas/St. Joseph's																		
TBA																		
Furman																		
South Dakota																		
Ohio State																		
Boston University																		
Delaware State																		
Savannah State																		
DePaul																		
St. John's																		
Georgetown																		
Seton Hall																		
Louisville																		
Syracuse																		
Connecticut																		
Marquette																		
Pittsburgh																		
Cincinnati																		
UCLA																		
Louisville																		
USF																		
West Virginia																		
Providence																		
Rutgers																		
Connecticut																		
Villanova																		
St. John's																		

### Career Statistics

YEAR	G-S	MIN/AVG	FG-FGA	PCT.	3-Point FG-FGA	PCT.	FT-FTA	PCT.	Rebounds			AVG.	AST.	STL	BLK	PF-D	PTS/AVG	
									O	D	TOT							
2007-08	12-0	40/3.3	6-21	.286	1-8	.125	7-7	1.000	5	7	12	1.0	3	1	1	5-0	20/1.7	
BIG EAST	3-0	5/1.7	1-2	.500	0-1	.000	2-2	1.000	0	0	0	0.0	1	0	0	0-0	4/1.3	
2008-09																		
BIG EAST																		
TOTALS	12-0	40/3.3	6-21	.286	1-8	.125	7-7	1.000	5	7	12	1.0	3	1	1	5-0	20/1.7	
BIG EAST	3-0	5/1.7	1-2	.500	0-1	.000	2-2	1.000	0	0	0	0.0	1	0	0	0-0	4/1.3	





**#5 TOM KOPKO**  
 SOPHOMORE · GUARD · 6-2 · 184  
 CHICAGO, ILL.  
 ST. LAURENCE

SOPHOMORE SEASON (08-09): Saw two minutes of action against USC Upstate ... Did not play against Loyola Marymount

Career Stats vs. The BIG EAST

Career Highs

Points .....	5 vs. Northern Illinois (12-8-07)
Field Goals.....	2 vs. Northern Illinois (12-8-07)
Field Goals Attempted.....	2 vs. Northern Illinois (12-8-07)
Field-Goal Percentage .....	1.000 vs. Northern Illinois (12-8-07)
Three-Point Field Goals .....	1 vs. Northern Illinois (12-8-07)
Three-Point Field Goals Attempted .....	1 vs. Northern Illinois (12-8-07)
Three-Point Field Goal Percentage .....	1.000 vs. Northern Illinois (12-8-07)
Free Throws.....	—
Free Throws Attempted .....	1 vs. Monmouth (11-16-07)
Free-Throw Percentage.....	—
Rebounds .....	2 vs. Monmouth (11-16-07)
Assists .....	—
Blocked Shots .....	—
Steals.....	1 vs. USC Upstate (11-16-08)
Minutes .....	5 vs. Northern Illinois (12-8-07)

2008-09 Season Stats

Opp.	Min.	Total		3FG-FGA	Pct.	FT-FTA	Pct.	Rebounds			PF	A	TO	BLK	Stl.	Pts.
		FG-FGA	Pct.					Off.	Def.	Total						
USC Upstate	2	0-1	.000	0-1	.000	0-0	.000	0	0	0	0	0	1	0	0	
Loyola Marymount	DNP															
Indiana																
Texas/St. Joseph's																
TBA																
Furman																
South Dakota																
Ohio State																
Boston University																
Delaware State																
Savannah State																
DePaul																
St. John's																
Georgetown																
Seton Hall																
Louisville																
Syracuse																
Connecticut																
Marquette																
Pittsburgh																
Cincinnati																
UCLA																
Louisville																
USF																
West Virginia																
Providence																
Rutgers																
Connecticut																
Villanova																
St. John's																

Career Statistics

YEAR	G-S	MIN/AVG	FG-FGA	PCT.	3-Point FG-FGA	PCT.	FT-FTA	PCT.	Rebounds				AST.	STL	BLK	PF-D	PTS/AVG
									O	D	TOT	AVG.					
2007-08	5-0	11/2.2	2-4	.500	1-3	.333	0-1	.333	1	1	2	0.4	0	0	0	1-0	5/1.0
BIG EAST	1-0	1/1.0	0-0	.000	0-0	.000	0-0	.000	0	0	0	0.0	0	0	0	0-0	0/0.0
2008-09	1-0	2/2.0	0-1	.000	0-1	.000	0-0	.000	0	0	0	0.0	0	1	0	00-0	0/0.0
BIG EAST																	
TOTALS	6-0	13/2.2	2-5	.400	1-4	.250	0-1	.000	1	1	2	0.3	0	1	0	1-0	5/0.8
BIG EAST	1-0	1/1.0	0-0	.000	0-0	.000	0-0	.000	0	0	0	0.0	0	0	0	0-0	0/0.0



# #1 TYRONE NASH

SOPHOMORE › GUARD/FORWARD › 6-8 › 228  
QUEENS, N.Y.  
LAWRENCE WOODMERE ACADEMY/NORTHFIELD MOUNT HERMON

SOPHOMORE SEASON (08-09): Grabbed six rebounds in 11 minutes of action against USC Upstate ... grabbed three rebounds and added one points in seven minutes against Loyola Marymount

### Career Stats vs. The BIG EAST

Opponent	G-GS	Min.	3Pt.			Reb.	A	PF	BS	ST	Pts.
			FGA	FGA	FTA						
Cincinnati	0-0	00/00	0-0	0-0	0-0	0/0	0	0	0	0	0/0
Connecticut	0-0	00/00	0-0	0-0	0-0	0/0	0	0	0	0	0/0
DePaul	0-0	00/00	0-0	0-0	0-0	0/0	0	0	0	0	0/0
Georgetown	1-0	00/00	0-0	0-0	0-0	0/0	0	0	0	0	0/0
Louisville	0-0	00/00	0-0	0-0	0-0	0/0	0	0	0	0	0/0
Marquette	1-0	3/3.0	1-1	0-0	0-0	0/0	0	0	0	0	2/2.0
Pittsburgh	0-0	00/00	0-0	0-0	0-0	0/0	0	0	0	0	0/0
Providence	0-0	00/00	0-0	0-0	0-0	0/0	0	0	0	0	0/0
Rutgers	0-0	00/00	0-0	0-0	0-0	0/0	0	0	0	0	0/0
St. John's	0-0	00/00	0-0	0-0	0-0	0/0	0	0	0	0	0/0
Seton Hall	1-0	4/4.0	0-1	0-1	2-4	2/2.0	0	0	0	0	2/2.0
South Florida	1-0	1/1.0	0-0	0-0	0-0	0/0	0	0	0	0	0/0.0
Syracuse	1-0	1/1.0	0-0	0-0	0-0	0/0.0	0	0	0	0	0/0.0
Villanova	0-0	00/00	0-0	0-0	0-0	0/0	0	0	0	0	0/0
West Virginia	0-0	00/00	0-0	0-0	0-0	0/0	0	0	0	0	0/0

### Career Highs

Points	6 vs. Northern Illinois (12-8-07)
Field Goals	3 vs. Northern Illinois (12-8-07)
Field Goals Attempted	5 vs. Long Island (11-12-07)
Field-Goal Percentage	1.000 on three occasions
Three-Point Field Goals	—
Three-Point Field Goals Attempted	1 vs. Seton Hall (2-6-08)
Three-Point Field Goal Percentage	—
Free Throws	2 vs. Seton Hall (2-6-08)
Free Throws Attempted	4 vs. Northern Illinois (12-8-07) and Seton Hall (2-6-08)
Free-Throw Percentage	.500 vs. Colgate (11-26-07) and Seton Hall (2-6-08)
Rebounds	6 vs. Long Island (11-12-07)
Assists	2 vs. Colgate (11-26-07)
Blocked Shots	1 vs. Colgate (11-26-07)
Steals	1 vs. Brown (12-29-07)
Minutes	18 vs. Northern Illinois (12-8-07)

### 2008-09 Season Stats

Opp.	Min.	Total		Pct.	3FG-FGA	Pct.	FT-FTA	Pct.	Rebounds			PF	A	TO	BLK	Stl.	Pts.
		FG-FGA	Pct.						Off.	Def.	Total						
USC Upstate	11	0-4	.000	0-0	.000	0-0	.000	3	3	6	3	0	1	0	0	0	0
Loyola Marymount	7	0-0	.000	0-0	.000	1-2	.500	3	0	3	2	1	0	0	0	0	0
Indiana																	
Texas/St. Joseph's																	
TBA																	
Furman																	
South Dakota																	
Ohio State																	
Boston University																	
Delaware State																	
Savannah State																	
DePaul																	
St. John's																	
Georgetown																	
Seton Hall																	
Louisville																	
Syracuse																	
Connecticut																	
Marquette																	
Pittsburgh																	
Cincinnati																	
UCLA																	
Louisville																	
USF																	
West Virginia																	
Providence																	
Rutgers																	
Connecticut																	
Villanova																	
St. John's																	

### Career Statistics

YEAR	G-S	MIN/AVG	FG-FGA	PCT.	3-Point FG-FGA	PCT.	FT-FTA	PCT.	Rebounds				AST.	STL	BLK	PF-D	PTS/AVG
									O	D	TOT	AVG.					
2007-08	15-0	59/3.9	6-13	.462	0-1	.000	3-11	.273	8	12	20	1.3	5	2	1	6-0	15/1.0
BIG EAST	6-0	9/1.5	1-2	.500	0-1	.000	2-4	.500	1	1	2	0.4	0	0	0	0-0	4/0.7
2008-09	2-0	18.0/9.0	0-4	.000	0-0	.000	1-2	.500	6	3	9	4.5	1	1	0	5-0	1/0.5
BIG EAST																	
TOTALS	17-0	77/4.5	6-17	.353	0-1	.000	4-13	.308	14	15	29	1.7	6	3	1	11-0	16/0.9
BIG EAST	6-0	9/1.5	1-2	.500	0-1	.000	2-4	.500	1	1	2	0.4	0	0	0	0-0	4/0.7



# #34 CARLETON SCOTT

SOPHOMORE · FORWARD · 6-7 · 215  
SAN ANTONIO, TEXAS  
JAMES MADISON

SOPHOMORE SEASON (08-09): Scored six points on 3-for-3 shooting to go along with two rebounds, two assists and a steal against USC Upstate ... Did not play against Loyola Marymount

### Career Stats vs. The BIG EAST

Opponent	G-GS	Min.	3Pt.			Reb.	A	PF	BS	ST	Pts.
			FGA	FGA	FTA						
Cincinnati	0-0	00/00	0-0	0-0	0-0	0-0	0	0	0	0	0/0
Connecticut	0-0	00/00	0-0	0-0	0-0	0-0	0	0	0	0	0/0
DePaul	0-0	00/00	0-0	0-0	0-0	0-0	0	0	0	0	0/0
Georgetown	0-0	00/00	0-0	0-0	0-0	0-0	0	0	0	0	0/0
Louisville	0-0	00/00	0-0	0-0	0-0	0-0	0	0	0	0	0/0
Marquette	0-0	00/00	0-0	0-0	0-0	0-0	0	0	0	0	0/0
Pittsburgh	0-0	00/00	0-0	0-0	0-0	0-0	0	0	0	0	0/0
Providence	0-0	00/00	0-0	0-0	0-0	0-0	0	0	0	0	0/0
Rutgers	0-0	00/00	0-0	0-0	0-0	0-0	0	0	0	0	0/0
St. John's	0-0	00/00	0-0	0-0	0-0	0-0	0	0	0	0	0/0
Seton Hall	0-0	00/00	0-0	0-0	0-0	0-0	0	0	0	0	0/0
South Florida	0-0	00/00	0-0	0-0	0-0	0-0	0	0	0	0	0/0
Syracuse	0-0	00/00	0-0	0-0	0-0	0-0	0	0	0	0	0/0
Villanova	0-0	00/00	0-0	0-0	0-0	0-0	0	0	0	0	0/0
West Virginia	0-0	00/00	0-0	0-0	0-0	0-0	0	0	0	0	0/0

### Career Highs

Points	6 vs. USC Upstate (11-16-08)
Field Goals	3 vs. USC Upstate (11-16-08)
Field Goals Attempted	3 vs. USC Upstate (11-16-08)
Field-Goal Percentage	1.000 vs. USC Upstate (11-16-08)
Three-Point Field Goals	—
Three-Point Field Goals Attempted	—
Three-Point Field Goal Percentage	—
Free Throws	—
Free Throws Attempted	—
Free-Throw Percentage	—
Rebounds	2 vs. USC Upstate (11-16-08)
Assists	2 vs. USC Upstate (11-16-08)
Blocked Shots	—
Steals	1 vs. USC Upstate (11-16-08)
Minutes	6 vs. USC Upstate (11-16-08)

### 2008-09 Season Stats

Opp.	Min.	Total		Pct.	3FG-FGA	Pct.	FT-FTA	Pct.	Rebounds		Total	PF	A	TO	BLK	Stl.	Pts.
		FG-FGA	3-3						Off.	Def.							
USC Upstate	6			1.000	0-0	.000	0-0	.000	1	1	2	0	2	2	0	1	6
Loyola Marymount	DNP																
Indiana																	
Texas/St. Joseph's																	
TBA																	
Furman																	
South Dakota																	
Ohio State																	
Boston University																	
Delaware State																	
Savannah State																	
DePaul																	
St. John's																	
Georgetown																	
Seton Hall																	
Louisville																	
Syracuse																	
Connecticut																	
Marquette																	
Pittsburgh																	
Cincinnati																	
UCLA																	
Louisville																	
USF																	
West Virginia																	
Providence																	
Rutgers																	
Connecticut																	
Villanova																	
St. John's																	

### Career Statistics

YEAR	G-S	MIN/AVG	FG-FGA	PCT.	3-Point		FT-FTA	PCT.	Rebounds				AST.	STL	BLK	PF-D	PTS/AVG
					FG-FGA	PCT.			O	D	TOT	AVG.					
2007-08	0-0	0/0.0	0-0	.000	0-0	.000	0-0	.000	0	0	0	0.0	0	0	0	0-0	0/0.0
BIG EAST	0-0	0/0.0	0-0	.000	0-0	.000	0-0	.000	0	0	0	0.0	0	0	0	0-0	0/0.0
2008-09	1-0	6/6.0	3-3	1.000	0-0	.000	0-0	.000	1	1	2	2.0	2	1	0	0-0	6/6.0
BIG EAST																	
TOTALS	1-0	6/6.0	3-3	1.000	0-0	.000	0-0	.000	1	1	2	2.0	2	1	0	0-0	6/6.0
BIG EAST	0-0	0/0.0	0-0	.000	0-0	.000	0-0	.000	0	0	0	0.0	0	0	0	0-0	0/0.0

# HEAD COACH MIKE BREY

2007 & 2008 BIG EAST COACH OF THE YEAR  
 RECORD AT NOTRE DAME: 167-86 (.660)  
 OVERALL RECORD: 266-138 (.658)



- Named the 17th head coach at the University of Notre Dame on July 14, 2000

- A 21-year veteran of the college ranks...
  - University of Notre Dame (head coach) 2000-07 (eighth season)
  - University of Delaware (head coach) 1995-2000 (five seasons)
  - Duke University (assistant coach) 1987-95 (eight seasons)

	<u>Overall</u>	<u>BIG EAST (regular season)</u>
2000-01	20-10	11-5 (1st place-West Division)
2001-02	22-11	10-6 (2ndplace-West Division)
2002-03	24-10	10-6 (t3rdplace-WestDivision)
2003-04	19-13	9-7 (7th place)
2004-05	17-12	9-7 (6th place)
2005-06	16-14	6-10 (t11th place)
2006-07	24-8	11-5 (4th place)
2007-08	24-7	14-4 (t2nd place)
2008-09	2-0	0-0
	168-86 (.661)	80-50 (.615)

- Has guided seven of his 13 teams to NCAA tournament play; 10 of those teams have advanced to the postseason (four NIT appearances)
- Third-longest tenured coach in the BIG EAST Conference behind Jim Calhoun and Jim Boeheim
- In his first season, led Notre Dame to the 2000-01 BIG EAST West Division championship (its first league regular-season title in school history). In 2002-03, guided the Irish to their first Sweet 16 appearance since 1987
- He is only coach in the program's history to lead his teams to three consecutive 20-win seasons and three straight NCAA tournament appearances in his first three seasons
- Has mentored two BIG EAST Player of the Year honorees — Troy Murphy (2001) and Luke Harangody (2008) — and eight first-team all-BIG EAST honorees
- Spent eight years as an assistant coach under Mike Krzyzewski at Duke and during that time the Blue Devils advanced to the Final Four six times and won national championships in both 1991

and '92. While there, Duke compiled a 216-65 record

- Played at DeMatha High School under legendary coach Morgan Wootten and graduated from there in 1977. Also served as an assistant coach for Wootten from 1982-87
- Received DeMatha High School's Distinguished Alumnus Award in October 2003
- Awarded an honorary monogram by the Notre Dame Monogram Club in December of 2006 and inducted in University of Delaware Athletic Hall of Fame in November of 2007
- Recipient of 2003 Coaches vs. Cancer Champion Award in recognition of his fund-raising efforts for the Coaches vs. Cancer Program and a member of the CVC National Council
- Along with wife Tish received the Distinguished Service Award and the 2007 March of Dimes Franklin D. Roosevelt Award. The couple has raised more than \$1.5 million for the South Bend/Michiana area
- In second year of three-year term as a member of the NCAA Division I Men's Basketball Rules Committee and was elected to the National Association of Basketball Coaches (NABC) Board of Directors in April '08.

Mike Brey vs. Ranked Opponents:

Overall: 23-49  
 at Notre Dame: 23-43  
 (2007-08: 2-6; 2006-07: 4-2; 2005-06: 1-7; 2004-05: 2-5; 2003-04: 2-8; 2002-03: 5-6; 2001-02: 3-6; 2000-01: 4-3)  
 at Delaware: 0-6

Mike Brey in Overtime Games at Notre Dame:

Overall: 4-5  
 at Georgetown (2/9/02) ..... 116-111 (4 OT)  
 at Boston College (1/25/03) ..... 101-96  
 vs. Georgetown (2/1/03) ..... 93-92 (2OT)  
 at Pittsburgh (1/4/06) ..... 97-100 (2OT)  
 vs. Georgetown (1/24/06) ..... 82-85 (2OT)  
 at Louisville (2/4/06) ..... 86-89  
 at Connecticut (2/21/06) ..... 74-75  
 at Michigan (3/20/06) ..... 84-87 (2OT)  
 vs. Providence (1/31/08) ..... 81-74

## Mike Brey Among BIG EAST's Best

Since his arrival, Mike Brey has compiled a 83-58 (.589) record in BIG EAST games (80-50 in regular season and 3-8 in tournament contests). Here's how the Irish coach ranks against some of the BIG EAST's best (both past and present)....

Jim Calhoun (UConn: 1986-)	267-147 (.645)
Mick Cronin (UC: 2006-)	10-25 (.286)
Jerry Wainwright (DU: 2005-)	20-31 (.392)
John Thompson (GU: 1979-99)	231-123 (.653)
John Thompson III (GU: 2004-)	54-23 (.701)
Rick Pitino (PC: 1985-87 and UL (2005-)	69-55 (.556)
Paul Evans (UP: 1986-94)	76-70 (.524)
Ben Howland (UP: 1999-03)	46-29 (.613)
Jamie Dixon (UP: 2003-)	66-31 (.680)
Tom Crean (MU: 2005-08)	34-22 (.607)
Pete Gillen (PC: 1994-98)	38-43 (.469)
Tim Welsh (PC: 1998-08)	72-101 (.419)
Fred Hill (RU: 2006-)	6-28 (.176)
Lou Carnesecca (SJU: 1979-92)	139-80 (.635)
Mike Jarvis (SJU: 1998-03)	57-36 (.613)
Norm Roberts (2004-)	20-47 (.299)
P.J. Carlesimo (SH: 1982-94)	90-130 (.409)
Tommy Amaker (SH: 1997-01)	35-39 (.473)
Louis Orr (SH: 2001-06)	39-47 (.453)
Bobby Gonzalez (SH: 2000-)	11-24 (.314)
Robert McCullum (USF: 2005-)	4-28 (.125)
Stan Heath (USF: 2007-)	3-15 (.167)
Jim Boeheim (SU: 1979-)	341-190 (.642)
Rollie Massimino (VU: 1979-92)	123-92 (.572)
Steve Lappas (VU: 1992-01)	96-79 (.559)
Jay Wright (VU: 2001-)	72-56 (.563)
Bob Huggins (WVU: 2007-)	13-8 (.619)
John Beilien (WVU: 2002-)	40-44 (.476)
Gale Catlett (WVU: 1995-02)	49-78 (.386)

## Irish Record Under Brey In Games Decided By ....

1 point .....	9-8
2 points .....	4-7
3 points .....	12-15
4 points .....	3-6
5 points .....	3-6
6 points .....	8-4
7 points .....	14-5
8 points .....	4-8
9 points .....	5-4
10 points.....	7-5
11-15 points .....	36-12
16-20 points .....	20-5
21-30 points .....	18-1
31-40 points .....	16-0
41-50 points .....	10-0
50+points .....	0-0
Total.....	168-86

## Notre Dame Under Brey ...

	Overall	2008-09
Overall	169-86 (.663)	2-0 (1.000)
At Home	107-27 (.799)	1-0 (1.000)
On the Road	41-40 (.506)	1-0 (1.000)
Neutral Site	21-19 (.525)	0-0 (.000)
vs. BIG EAST (all games)	83-58 (.589)	0-0 (.000)
BIG EAST GAMES (regular season)	80-50 (.615)	0-0 (.000)
Home	49-16 (.754)	0-0 (.000)
Road	31-34 (.477)	0-0 (.000)
Non-Conference Teams (regular season)	78-20 (.796)	2-0 (1.000)
Home	57-9 (.864)	1-0 (1.000)
Road	9-5 (.643)	1-0 (1.000)
Neutral	12-6 (.667)	0-0 (.000)
Notre Dame Shoots 50% or better	66-2 (.971)	1-0 (1.000)
Notre Dame Shoots less than 50%	103-84 (.551)	1-0 (1.000)
Hold opponent to less than 50%	150-64 (.701)	2-0 (1.000)
Hold opponent to less than 40%	94-10 (.904)	2-0 (1.000)
Outrebounds opponent	100-33 (.752)	2-0 (1.000)
Plays an overtime game	4-5 (.444)	0-0 (.000)
Plays a ranked opponent	23-43 (.348)	0-0 (.000)
Plays in November	32-5 (.865)	2-0 (1.000)
Plays in December	44-10 (.815)	0-0 (.000)
Plays in January	36-28 (.563)	0-0 (.000)
Plays in February	35-23 (.603)	0-0 (.000)
Plays in March	22-20 (.524)	0-0 (.000)
Scores 50 points or less	0-4 (.000)	0-0 (.000)
Scores 50+ points	165-81 (.671)	2-0 (1.000)
Scores 60+ points	160-68 (.702)	2-0 (1.000)
Scores 70+ points	133-41 (.764)	1-0 (1.000)
Scores 80+ points	85-13 (.867)	1-0 (1.000)
Scores 90+ points	39-1 (.975)	1-0 (1.000)
Scores 100+ points	9-0 (1.000)	0-0 (.000)
Season openers	9-0 (1.000)	1-0 (1.000)
Season openers at the Joyce Center	9-0 (1.000)	1-0 (1.000)
Record in first home game	9-0 (1.000)	1-0 (1.000)
Records in first road game (includes neutral)	5-4 (.556)	1-0 (1.000)
Records in BIG EAST openers at home	3-1 (.750)	0-0 (.000)
Records in BIG EAST openers on the road	1-3 (.250)	0-0 (.000)

Best Record	25-8 (.758) (2007-08)
Worst Record	16-14 (.533) (2005-06)
Most BIG EAST wins in a season (regular season and tournament)	14 (2007-08)
Most BIG EAST losses in a season	11 (2005-06)
Longest home winning streak	37 (2006-07)
Longest road winning streak (includes neutral)	5 (2000-01)
Longest home losing streak	3 (2001-02)
Longest road losing streak (includes neutral)	5 (2005-06)



## 2008-09 Box Scores

### Game 1

Notre Dame 94, USC Upstate 58  
November 16, 2008  
Joyce Center - Notre Dame, Ind.

USC Upstate	FG-A	3-pt FG-A	FT-A	REB	PF	TP	A	TO	BK	ST	MIN
Bobby Davis	7-15	0-1	0-0	1-4-5	3	14	3	1	1	2	32
Nick Schneiders	5-9	0-0	2-4	3-4-7	3	12	1	2	1	0	21
Gabor Boros	2-3	2-3	0-0	0-2-2	1	6	2	2	0	0	19
Josh Chavis	2-8	2-6	0-0	0-0-0	3	6	3	4	0	0	28
Mezie Uzochukwu	3-6	2-3	0-0	1-1-2	1	8	1	0	0	0	31
Lucas Reiff	0-1	0-1	0-0	0-0-0	0	0	1	0	0	0	3
De'Marion Gordon	2-3	1-2	0-0	1-0-1	4	5	2	3	0	0	12
Pat Posey	2-8	0-1	0-0	1-2-3	1	4	0	5	1	0	17
Carter Cook	0-9	0-4	0-0	4-1-5	3	0	1	2	0	3	18
Chalmers Rogers	0-1	0-0	3-4	0-3-3	1	3	1	0	0	0	19
Team				0-3-3							
TOTALS	23-63	7-21	5-8	12-19-31	21	58	15	19	3	5	200

FG%: 1st Half 15-34, .441; 2nd Half 8-29, .276; Game .365; 3-PT%: 1st Half 3-10, .300; 2nd Half 4-11, .364; Game .333; FT%: 1st Half 0-0, .00; 2nd Half 5-8, .625; Game .625; Deadball: 2.

Notre Dame	FG-A	3-pt FG-A	FT-A	REB	PF	TP	A	TO	BK	ST	MIN
Zach Hillesland	4-6	0-0	5-7	2-6-8	2	13	4	1	0	0	21
Luke Harangody	12-21	1-1	5-7	6-8-14	0	30	1	2	0	1	29
Tory Jackson	2-5	0-0	2-2	0-1-1	3	6	8	3	0	0	33
Kyle McAlarney	2-6	2-4	4-4	0-2-2	0	10	6	2	0	2	30
Ryan Ayers	3-7	0-2	1-2	1-2-3	0	7	1	2	2	1	26
Tyrone Nash	0-4	0-0	0-0	3-3-6	3	0	0	1	0	1	11
Tom Kopko	0-1	0-1	0-0	0-0-0	0	0	0	1	0	1	2
Jonathan Peoples	1-4	0-1	0-0	0-1-1	0	2	2	0	1	3	20
Carleton Scott	3-3	0-0	0-0	1-1-2	0	6	2	2	0	1	6
Luke Zeller	6-9	4-6	2-2	2-3-5	1	18	1	0	0	0	19
Tim Andree	1-1	0-0	0-0	0-0-0	1	2	0	0	0	0	3
Team				1-2-3							
TOTALS	34-67	7-15	19-24	16-29-45	10	94	25	14	3	10	200

FG%: 1st Half 15-29, .517; 2nd Half 19-38, .500; Game .507; 3-PT%: 1st Half 3-5, .600; 2nd Half 4-10, .400; Game .467; FT%: 1st Half 11-13, .846; 2nd Half 8-11, .727; Game .7932; Deadball: 3.

SCORE BY PERIODS	1	2	F
USC Upstate	33	25	58
Notre Dame	44	50	94

OFFICIALS: Mike Stuart, Chris Beaver, Tony Crisp  
TECHNICALS: USC Upstate - TEAM. Notre Dame-None  
ATTENDANCE: 9,282

Notes: Luke Harangody registered the fourth 30-plus point performance of his career and 26th career double-double ... Luke Zeller's 18 points makes a career high ... Zach Hillesland netted double figures for the 12th time in his career ... Notre Dame improved to 9-0 all-time in home and season openers during Mike Brey's tenure ... The Irish are 86-18 all-time in season openers and 35-6 all-time in home openers at the Joyce Center ... The 94 points were the most in a season opener since the 2001-02 campaign when the Irish defeated New Hampshire (99-53) on Nov. 16, 2001 ... Notre Dame extended the nation's second-longest win streak to 38 games, tying the all-time school record for consecutive home victories set from 1943-48.

### Game 2

Notre Dame 65, Loyola Marymount 54  
November 21, 2008  
Gersten Pavilion - Los Angeles, Calif.

Notre Dame	FG-A	3-pt FG-A	FT-A	REB	PF	TP	A	TO	BK	ST	MIN
Zach Hillesland	1-3	0-0	2-4	6	2	4	1	2	0	0	24
Luke Harangody	9-17	0-1	9-13	17	3	27	0	2	0	0	36
Tory Jackson	5-10	0-1	6-12	7	2	16	2	3	0	4	36
Kyle McAlarney	0-7	0-4	0-0	2	2	0	4	4	0	0	36
Ryan Ayers	3-9	2-4	1-1	2	2	9	1	1	1	0	28
Tyrone Nash	0-0	0-0	1-2	3	2	1	1	0	0	0	7
Jonathan Peoples	1-2	0-0	0-0	3	0	2	1	0	0	0	16
Luke Zeller	2-4	2-4	0-0	2	1	6	1	0	1	1	17
Team				2							
Totals	21-52	4-15	19-32	44	14	65	11	12	2	5	200

FG%: 1st Half 13-28, .464; 2nd Half 8-24, .333; Game .404; 3-PT%: 1st Half 4-12, .333; 2nd Half 0-3, .000; Game .267; FT%: 1st Half 6-10, .600; 2nd Half 13-22, .591; Game 19-32, .594; Deadball: 6

Notre Dame	FG-A	3-pt FG-A	FT-A	REB	PF	TP	A	TO	BK	ST	MIN
Ashley Hamilton	3-10	0-1	4-4	5	5	10	4	5	0	0	30
Marko Deric	2-8	1-4	0-0	7	2	5	2	3	0	0	32
Kevin Young	2-5	0-2	0-0	10	5	4	0	1	0	0	19
Jarred DuBois	5-17	4-6	2-2	0	4	16	2	1	0	1	38
Corey Counts	3-7	3-5	0-0	0	3	9	3	9	9	9	29
Chris Kanne	0-0	0-0	0-0	0	0	0	0	0	0	0	0+
Brad Sweezy	3-7	0-0	0-2	5	3	6	0	0	0	1	28
Vernon Teel	2-4	0-0	0-0	2	1	4	1	0	0	0	6
LaRon Armstead	0-2	0-0	0-0	4	1	0	1	1	0	2	18
Team				2							
Totals	20-60	8-18	6-8	35	24	54	13	11	0	4	200

FG%: 1st Half 12-32, .375; 2nd Half 8-28, .333; Game .333; 3-PT%: 1st Half 4-9, .444; 2nd Half 4-9, .444; Game .444; FT%: 1st Half 2-2, 1.000; 2nd Half 4-6, .667; Game .750; Deadball: 1

SCORE BY PERIODS	1	2	F
Notre Dame	36	29	65
Loyola Marymount	30	24	54

OFFICIALS: Mike Kitts, Bobby Donato, JD Collins  
TECHNICALS: Notre Dame-None. Loyola Marymount - None  
ATTENDANCE: 4534

Notes: Notre Dame improved to 4-1 all-time vs. Loyola Marymount ... Notre Dame basketball teams are now 12-26 all-time in the state of California ... Luke Harangody registered his 27th career double-double ... Dating back to last season, Harangody has registered a double-double in four straight games ... Tory Jackson scored in double figures for the 21st time in his career ... Kyle McAlarney was held scoreless for just the fourth time in his career ... Notre Dame has extended its streak of hitting at least one three-pointer in 304 consecutive games ... The Irish were 4-15 for the game, but did not convert on any of its three-point attempts in the second half as they finished 0-3.

2008-09 Game-By-Game Statistics

Opponent	Overall		3-Point		FT-A	Pct.	O-D-Tot.	PF	A	TO	B	S	Pts
	FG-A	Pct.	FG-A	Pct.									
USC Upstate	23-63	.365	7-21	.333	5-8	.625	12-19-31	21	15	19	3	5	58
Notre Dame	34-67	.507	7-15	.467	19-24	.792	16-29-45	10	25	14	3	10	94
Loyola Marymount	20-60	.333	8-18	.444	6-8	.750	12-23-35	24	13	11	0	4	54
Notre Dame	21-52	.404	4-15	.267	19-32	.594	15-29-44	14	11	12	2	5	65

**2008-09 Notre Dame Men's Basketball**  
**Notre Dame Combined Team Statistics (as of Nov 22, 2008)**  
**All games**

<b>RECORD:</b>	<b>OVERALL</b>	<b>HOME</b>	<b>AWAY</b>	<b>NEUTRAL</b>
ALL GAMES	2-0	1-0	1-0	0-0
CONFERENCE	0-0	0-0	0-0	0-0
NON-CONFERENCE	2-0	1-0	1-0	0-0

#	Player	gp-gs	min	avg	Total		3-Point		F-Throw		Rebounds				pf	dq	a	to	blk	stl	pts	avg
					fg-fga	pct	3fg-fga	pct	ft-fta	pct	off	def	tot	avg								
44	HARANGODY, Luke	2-2	65	32.5	21-38	.553	1-2	.500	14-20	.700	11	20	31	15.5	3	0	1	4	0	1	57	28.5
40	ZELLER, Luke	2-0	36	18.0	8-13	.615	6-10	.600	2-2	1.000	2	5	7	3.5	2	0	2	0	1	1	24	12.0
02	JACKSON, Tory	2-2	69	34.5	7-15	.467	0-1	.000	8-14	.571	3	5	8	4.0	5	0	10	6	0	4	22	11.0
33	HILLESLAND, Zach	2-2	45	22.5	5-9	.556	0-0	.000	7-11	.636	5	9	14	7.0	4	0	5	3	0	0	17	8.5
42	AYERS, Ryan	2-2	54	27.0	6-16	.375	2-6	.333	2-3	.667	2	3	5	2.5	2	0	2	3	3	1	16	8.0
34	SCOTT, Carleton	1-0	6	6.0	3-3	1.000	0-0	.000	0-0	.000	1	1	2	2.0	0	0	2	2	0	1	6	6.0
23	MCALARNEY, Kyle	2-2	66	33.0	2-13	.154	2-8	.250	4-4	1.000	0	4	4	2.0	2	0	10	6	0	2	10	5.0
20	PEOPLES, Jonathan	2-0	36	18.0	2-6	.333	0-2	.000	0-0	.000	0	4	4	2.0	0	0	3	0	1	3	4	2.0
41	ANDREE, Tim	1-0	3	3.0	1-1	1.000	0-0	.000	0-0	.000	0	0	0	0.0	1	0	0	0	0	0	2	2.0
01	NASH, Tyrone	2-0	18	9.0	0-4	.000	0-0	.000	1-2	.500	6	3	9	4.5	5	0	1	1	0	1	1	0.5
05	KOPKO, Tom	1-0	2	2.0	0-1	.000	0-1	.000	0-0	.000	0	0	0	0.0	0	0	0	1	0	1	0	0.0
Team											1	4	5									
Total.....		2	400		55-119	.462	11-30	.367	38-56	.679	31	58	89	44.5	24	0	36	26	5	15	159	79.5
Opponents.....		2	400		43-123	.350	15-39	.385	11-16	.688	24	42	66	33.0	45	-	28	30	3	9	112	56.0

<b>TEAM STATISTICS</b>	<b>ND</b>	<b>OPP</b>	<b>Date</b>	<b>Opponent</b>	<b>Score</b>	<b>Att.</b>
SCORING	159	112	11-16-08	USC UPSTATE	w 94-58	9282
Points per game	79.5	56.0	11-21-08	at Loyola Marymount	w 65-54	4534
Scoring margin	+23.5	-	* = Conference game			
FIELD GOALS-ATT	55-119	43-123	! = EA Sports Maui Invitational			
Field goal pct	.462	.350				
3 POINT FG-ATT	11-30	15-39				
3-point FG pct	.367	.385				
3-pt FG made per game	5.5	7.5				
FREE THROWS-ATT	38-56	11-16				
Free throw pct	.679	.688				
F-Throws made per game	19.0	5.5				
REBOUNDS	89	66				
Rebounds per game	44.5	33.0				
Rebounding margin	+11.5	-				
ASSISTS	36	28				
Assists per game	18.0	14.0				
TURNOVERS	26	30				
Turnovers per game	13.0	15.0				
Turnover margin	+2.0	-				
Assist/turnover ratio	1.4	0.9				
STEALS	15	9				
Steals per game	7.5	4.5				
BLOCKS	5	3				
Blocks per game	2.5	1.5				
ATTENDANCE	9282	4534				
Home games-Avg/Game	1-9282	1-4534				
Neutral site-Avg/Game	-	0-0				

<b>Score by Periods</b>	<b>1st</b>	<b>2nd</b>	<b>Totals</b>
Notre Dame	80	79	159
Opponents	63	49	112

**2008-09 Notre Dame Men's Basketball**  
**Notre Dame Season Box Score (as of Nov 22, 2008)**  
**All games**

<b>RECORD:</b>	<b>OVERALL</b>	<b>HOME</b>	<b>AWAY</b>	<b>NEUTRAL</b>
ALL GAMES	2-0	1-0	1-0	0-0
CONFERENCE	0-0	0-0	0-0	0-0
NON-CONFERENCE	2-0	1-0	1-0	0-0

##	Player	gp-gs	min	avg	Total		3-Point		F-Throw		Rebounds				pf	dq	a	to	blk	stl	pts	avg
					fg-fga	pct	3fg-fga	pct	ft-fa	pct	off	def	tot	avg								
44	HARANGODY, Luke	2-2	65	32.5	21-38	.553	1-2	.500	14-20	.700	11	20	31	15.5	3	0	1	4	0	1	57	28.5
40	ZELLER, Luke	2-0	36	18.0	8-13	.615	6-10	.600	2-2	1.000	2	5	7	3.5	2	0	2	0	1	1	24	12.0
02	JACKSON, Tory	2-2	69	34.5	7-15	.467	0-1	.000	8-14	.571	3	5	8	4.0	5	0	10	6	0	4	22	11.0
33	HILLESLAND, Zach	2-2	45	22.5	5-9	.556	0-0	.000	7-11	.636	5	9	14	7.0	4	0	5	3	0	0	17	8.5
42	AYERS, Ryan	2-2	54	27.0	6-16	.375	2-6	.333	2-3	.667	2	3	5	2.5	2	0	2	3	3	1	16	8.0
34	SCOTT, Carleton	1-0	6	6.0	3-3	1.000	0-0	.000	0-0	.000	1	1	2	2.0	0	0	2	2	0	1	6	6.0
23	MCALARNEY, Kyle	2-2	66	33.0	2-13	.154	2-8	.250	4-4	1.000	0	4	4	2.0	2	0	10	6	0	2	10	5.0
20	PEOPLES, Jonathan	2-0	36	18.0	2-6	.333	0-2	.000	0-0	.000	0	4	4	2.0	0	0	3	0	1	3	4	2.0
41	ANDREE, Tim	1-0	3	3.0	1-1	1.000	0-0	.000	0-0	.000	0	0	0	0.0	1	0	0	0	0	0	2	2.0
01	NASH, Tyrone	2-0	18	9.0	0-4	.000	0-0	.000	1-2	.500	6	3	9	4.5	5	0	1	1	0	1	1	0.5
05	KOPKO, Tom	1-0	2	2.0	0-1	.000	0-1	.000	0-0	.000	0	0	0	0.0	0	0	0	1	0	1	0	0.0
Team											1	4	5									
Total.....		2	400		55-119	.462	11-30	.367	38-56	.679	31	58	89	44.5	24	0	36	26	5	15	159	79.5
Opponents.....		2	400		43-123	.350	15-39	.385	11-16	.688	24	42	66	33.0	45	-	28	30	3	9	112	56.0

<b>Score by Periods</b>	<b>1st</b>	<b>2nd</b>	<b>Totals</b>
Notre Dame	80	79	159
Opponents	63	49	112

**2008-09 Notre Dame Men's Basketball**  
**Notre Dame Season Schedule/Results & Leaders (as of Nov 22, 2008)**  
**All games**

<b>RECORD:</b>	<b>OVERALL</b>	<b>HOME</b>	<b>AWAY</b>	<b>NEUTRAL</b>
ALL GAMES	2-0	1-0	1-0	0-0
CONFERENCE	0-0	0-0	0-0	0-0
NON-CONFERENCE	2-0	1-0	1-0	0-0

<b>Date</b>	<b>Opponent</b>	<b>Score</b>	<b>Att.</b>	<b>High Points</b>	<b>High Rebounds</b>
11-16-08	USC UPSTATE	W 94-58	9282	(30)HARANGODY, Luke	(14)HARANGODY, Luke
11-21-08	at Loyola Marymount	W 65-54	4534	(27)HARANGODY, Luke	(17)HARANGODY, Luke

\* = Conference game

! = EA Sports Maui Invitational

<b>Attendance Summary</b>	<b>Games</b>	<b>Attend</b>	<b>Avg/Game</b>
Home	1	9282	9282
Away	1	4534	4534
Neutral	0	0	0
Total	2	13816	6908

**2008-09 Notre Dame Men's Basketball**  
**Notre Dame Extended Season Box Score (as of Nov 22, 2008)**  
**All games**

<b>RECORD:</b>	<b>OVERALL</b>	<b>HOME</b>	<b>AWAY</b>	<b>NEUTRAL</b>
ALL GAMES	2-0	1-0	1-0	0-0
CONFERENCE	0-0	0-0	0-0	0-0
NON-CONFERENCE	2-0	1-0	1-0	0-0

##	Player	gp-gs	min	avg	Total		3-Point		F-Throw		Rebounds				pf	dq	a	a/g	to	to/g	a/to	blk	blk/g	stl	stl/g	pts	avg
					fg-fga	pct	3fg-fga	pct	ft-fa	pct	off	def	tot	avg													
44	HARANGODY, Luke	2-2	65	32.5	21-38	.553	1-2	.500	14-20	.700	11	20	31	15.5	3	0	1	0.50	4	2.00	0.25	0	0.00	1	0.50	57	28.5
40	ZELLER, Luke	2-0	36	18.0	8-13	.615	6-10	.600	2-2	1.000	2	5	7	3.5	2	0	2	1.00	0	0.00	99.00	1	0.50	1	0.50	24	12.0
02	JACKSON, Tory	2-2	69	34.5	7-15	.467	0-1	.000	8-14	.571	3	5	8	4.0	5	0	10	5.00	6	3.00	1.67	0	0.00	4	2.00	22	11.0
33	HILLESLAND, Zach	2-2	45	22.5	5-9	.556	0-0	.000	7-11	.636	5	9	14	7.0	4	0	5	2.50	3	1.50	1.67	0	0.00	0	0.00	17	8.5
42	AYERS, Ryan	2-2	54	27.0	6-16	.375	2-6	.333	2-3	.667	2	3	5	2.5	2	0	2	1.00	3	1.50	0.67	3	1.50	1	0.50	16	8.0
34	SCOTT, Carleton	1-0	6	6.0	3-3	1.000	0-0	.000	0-0	.000	1	1	2	2.0	0	0	2	2.00	2	2.00	1.00	0	0.00	1	1.00	6	6.0
23	MCALARNEY, Kyle	2-2	66	33.0	2-13	.154	2-8	.250	4-4	1.000	0	4	4	2.0	2	0	10	5.00	6	3.00	1.67	0	0.00	2	1.00	10	5.0
20	PEOPLES, Jonathan	2-0	36	18.0	2-6	.333	0-2	.000	0-0	.000	0	4	4	2.0	0	0	3	1.50	0	0.00	99.00	1	0.50	3	1.50	4	2.0
41	ANDREE, Tim	1-0	3	3.0	1-1	1.000	0-0	.000	0-0	.000	0	0	0	0.0	1	0	0	0.00	0	0.00	0.00	0	0.00	0	0.00	2	2.0
01	NASH, Tyrone	2-0	18	9.0	0-4	.000	0-0	.000	1-2	.500	6	3	9	4.5	5	0	1	0.50	1	0.50	1.00	0	0.00	1	0.50	1	0.5
05	KOPKO, Tom	1-0	2	2.0	0-1	.000	0-1	.000	0-0	.000	0	0	0	0.0	0	0	0	0.00	1	1.00	0.00	0	0.00	1	1.00	0	0.0
Total.....		2	400		55-119	.462	11-30	.367	38-56	.679	31	58	89	44.5	24	0	36	18.00	26	13.00	1.38	5	2.50	15	7.50	159	79.5
Opponents.....		2	400		43-123	.350	15-39	.385	11-16	.688	24	42	66	33.0	45	-	28	14.00	30	15.00	0.93	3	1.50	9	4.50	112	56.0

Score by Periods	1st	2nd	Totals
Notre Dame	80	79	159
Opponents	63	49	112

**2008-09 Notre Dame Men's Basketball**  
**Notre Dame Overall Team Statistics (as of Nov 22, 2008)**  
**All games**

<b>TEAM STATISTICS</b>	<b>ND</b>	<b>OPP</b>
<b>SCORING</b>	159	112
Points per game	79.5	56.0
Scoring margin	+23.5	-
<b>FIELD GOALS-ATT</b>	55-119	43-123
Field goal pct	.462	.350
<b>3 POINT FG-ATT</b>	11-30	15-39
3-point FG pct	.367	.385
3-pt FG made per game	5.5	7.5
<b>FREE THROWS-ATT</b>	38-56	11-16
Free throw pct	.679	.688
F-Throws made per game	19.0	5.5
<b>REBOUNDS</b>	89	66
Rebounds per game	44.5	33.0
Rebounding margin	+11.5	-
<b>ASSISTS</b>	36	28
Assists per game	18.0	14.0
<b>TURNOVERS</b>	26	30
Turnovers per game	13.0	15.0
Turnover margin	+2.0	-
Assist/turnover ratio	1.4	0.9
<b>STEALS</b>	15	9
Steals per game	7.5	4.5
<b>BLOCKS</b>	5	3
Blocks per game	2.5	1.5
<b>WINNING STREAK</b>	2	-
Home win streak	1	-
<b>ATTENDANCE</b>	9282	4534
Home games-Avg/Game	1-9282	1-4534
Neutral site-Avg/Game	-	0-0

<b>Score by Periods</b>	<b>1st</b>	<b>2nd</b>	<b>Totals</b>
Notre Dame	80	79	159
Opponents	63	49	112

**2008-09 Notre Dame Men's Basketball**  
**Notre Dame Team Game-by-Game Comparison (as of Nov 22, 2008)**  
**All games**

Opponent	1st	2nd	Score	Mar	Total FG	FG Pct	3-Pointers	3FG Pct	Free Throws	FT Pct	Rebounds	Assist	T/Over	Block	Steal	Fouls
USC UPSTATE	44/33	50/25	94-58	+36	34-67/23-63	.507/.365	7-15/7-21	.467/.333	19-24/5-8	.792/.625	45/31 +14	25/15	14/19	3/3	10/5	10/21
Loyola Marymount	36/30	29/24	65-54	+11	21-52/20-60	.404/.333	4-15/8-18	.267/.444	19-32/6-8	.594/.750	44/35 +9	11/13	12/11	2/0	5/4	14/24

Note: Game totals are displayed in the format TEAM/OPPONENT for each category



**2008-09 Notre Dame Men's Basketball**  
**Notre Dame Game-by-Game Points-Rebounds-Assists (as of Nov 22, 2008)**  
**All games**

Opponent	Date	Score		01 NASH, TYRON	02 JACKSON, TO	05 KOPKO, TOM	20 PEOPLES, JO	23 MCALARNEY,	33 HILLESLAND	34 SCOTT, CARL	40 ZELLER, LUK	41 ANDREE, TIM	42 AYERS, RYAN
USCU	11-16-08	94-58	w	0-6-0	6-1-8	0-0-0	2-1-2	10-2-6	13-8-4	6-2-2	18-5-1	2-0-0	7-3-1
at LMU	11-21-08	65-54	w	1-3-1	16-7-2	DNP	2-3-1	0-2-4	4-6-1	DNP	6-2-1	DNP	9-2-1

Opponent	Date	Score		44 HARANGODY,
USCU	11-16-08	94-58	w	30-14-1
at LMU	11-21-08	65-54	w	27-17-0

**2008-09 Notre Dame Men's Basketball**  
**Notre Dame Team High/Low Analysis (as of Nov 22, 2008)**  
**All games**

**Notre Dame - TEAM GAME HIGHS**

POINTS	94		USC UPSTATE (11-16-08)
	65		at Loyola Marymount (11-21-08)
FIELD GOALS MADE	34		USC UPSTATE (11-16-08)
	21		at Loyola Marymount (11-21-08)
FIELD GOAL ATTEMPTS	67		USC UPSTATE (11-16-08)
	52		at Loyola Marymount (11-21-08)
FIELD GOAL PERCENTAGE	.507	(34-67)	USC UPSTATE (11-16-08)
	.404	(21-52)	at Loyola Marymount (11-21-08)
3 PT FIELD GOALS MADE	7		USC UPSTATE (11-16-08)
	4		at Loyola Marymount (11-21-08)
3 PT FG ATTEMPTS	15		at Loyola Marymount (11-21-08)
	15		USC UPSTATE (11-16-08)
3 PT FG PERCENTAGE	.467	(7-15)	USC UPSTATE (11-16-08)
	.267	(4-15)	at Loyola Marymount (11-21-08)
FREE THROWS MADE	19		at Loyola Marymount (11-21-08)
	19		USC UPSTATE (11-16-08)
FREE THROW ATTEMPTS	32		at Loyola Marymount (11-21-08)
	24		USC UPSTATE (11-16-08)
FREE THROW PERCENTAGE	.792	(19-24)	USC UPSTATE (11-16-08)
	.594	(19-32)	at Loyola Marymount (11-21-08)
REBOUNDS	45		USC UPSTATE (11-16-08)
	44		at Loyola Marymount (11-21-08)
ASSISTS	25		USC UPSTATE (11-16-08)
	11		at Loyola Marymount (11-21-08)
STEALS	10		USC UPSTATE (11-16-08)
	5		at Loyola Marymount (11-21-08)
BLOCKED SHOTS	3		USC UPSTATE (11-16-08)
	2		at Loyola Marymount (11-21-08)
TURNOVERS	14		USC UPSTATE (11-16-08)
	12		at Loyola Marymount (11-21-08)
FOULS	14		at Loyola Marymount (11-21-08)
	10		USC UPSTATE (11-16-08)

**2008-09 Notre Dame Men's Basketball**  
**Notre Dame High/Low Analysis (as of Nov 22, 2008)**  
**All games**

**Opponent - GAME HIGHS**

POINTS	58		USC UPSTATE (11-16-08)
	54		at Loyola Marymount (11-21-08)
FIELD GOALS MADE	23		USC UPSTATE (11-16-08)
	20		at Loyola Marymount (11-21-08)
FIELD GOAL ATTEMPTS	63		USC UPSTATE (11-16-08)
	60		at Loyola Marymount (11-21-08)
FIELD GOAL PERCENTAGE	.365	(23-63)	USC UPSTATE (11-16-08)
	.333	(20-60)	at Loyola Marymount (11-21-08)
3 PT FIELD GOALS MADE	8		at Loyola Marymount (11-21-08)
	7		USC UPSTATE (11-16-08)
3 PT FG ATTEMPTS	21		USC UPSTATE (11-16-08)
	18		at Loyola Marymount (11-21-08)
3 PT FG PERCENTAGE	.444	(8-18)	at Loyola Marymount (11-21-08)
	.333	(7-21)	USC UPSTATE (11-16-08)
FREE THROWS MADE	6		at Loyola Marymount (11-21-08)
	5		USC UPSTATE (11-16-08)
FREE THROW ATTEMPTS	8		at Loyola Marymount (11-21-08)
	8		USC UPSTATE (11-16-08)
FREE THROW PERCENTAGE	.750	(6-8)	at Loyola Marymount (11-21-08)
	.625	(5-8)	USC UPSTATE (11-16-08)
REBOUNDS	35		at Loyola Marymount (11-21-08)
	31		USC UPSTATE (11-16-08)
ASSISTS	15		USC UPSTATE (11-16-08)
	13		at Loyola Marymount (11-21-08)
STEALS	5		USC UPSTATE (11-16-08)
	4		at Loyola Marymount (11-21-08)
BLOCKED SHOTS	3		USC UPSTATE (11-16-08)
TURNOVERS	19		USC UPSTATE (11-16-08)
	11		at Loyola Marymount (11-21-08)
FOULS	24		at Loyola Marymount (11-21-08)
	21		USC UPSTATE (11-16-08)

**2008-09 Notre Dame Men's Basketball**  
**Notre Dame High/Low Analysis (as of Nov 22, 2008)**  
**All games**

**Notre Dame - GAME LOWS**

POINTS	65		at Loyola Marymount (11-21-08)
	94		USC UPSTATE (11-16-08)
FIELD GOALS MADE	21		at Loyola Marymount (11-21-08)
	34		USC UPSTATE (11-16-08)
FIELD GOAL ATTEMPTS	52		at Loyola Marymount (11-21-08)
	67		USC UPSTATE (11-16-08)
FIELD GOAL PERCENTAGE	.404	(21-52)	at Loyola Marymount (11-21-08)
	.507	(34-67)	USC UPSTATE (11-16-08)
3 PT FIELD GOALS MADE	4		at Loyola Marymount (11-21-08)
	7		USC UPSTATE (11-16-08)
3 PT FG ATTEMPTS	15		USC UPSTATE (11-16-08)
	15		at Loyola Marymount (11-21-08)
3 PT FG PERCENTAGE	.267	(4-15)	at Loyola Marymount (11-21-08)
	.467	(7-15)	USC UPSTATE (11-16-08)
FREE THROWS MADE	19		USC UPSTATE (11-16-08)
	19		at Loyola Marymount (11-21-08)
FREE THROW ATTEMPTS	24		USC UPSTATE (11-16-08)
	32		at Loyola Marymount (11-21-08)
FREE THROW PERCENTAGE	.594	(19-32)	at Loyola Marymount (11-21-08)
	.792	(19-24)	USC UPSTATE (11-16-08)
REBOUNDS	44		at Loyola Marymount (11-21-08)
	45		USC UPSTATE (11-16-08)
ASSISTS	11		at Loyola Marymount (11-21-08)
	25		USC UPSTATE (11-16-08)
STEALS	5		at Loyola Marymount (11-21-08)
	10		USC UPSTATE (11-16-08)
BLOCKED SHOTS	2		at Loyola Marymount (11-21-08)
	3		USC UPSTATE (11-16-08)
TURNOVERS	12		at Loyola Marymount (11-21-08)
	14		USC UPSTATE (11-16-08)
FOULS	10		USC UPSTATE (11-16-08)
	14		at Loyola Marymount (11-21-08)

**2008-09 Notre Dame Men's Basketball**  
**Notre Dame High/Low Analysis (as of Nov 22, 2008)**  
**All games**

**Opponent - GAME LOWS**

POINTS	54		at Loyola Marymount (11-21-08)
	58		USC UPSTATE (11-16-08)
FIELD GOALS MADE	20		at Loyola Marymount (11-21-08)
	23		USC UPSTATE (11-16-08)
FIELD GOAL ATTEMPTS	60		at Loyola Marymount (11-21-08)
	63		USC UPSTATE (11-16-08)
FIELD GOAL PERCENTAGE	.333	(20-60)	at Loyola Marymount (11-21-08)
	.365	(23-63)	USC UPSTATE (11-16-08)
3 PT FIELD GOALS MADE	7		USC UPSTATE (11-16-08)
	8		at Loyola Marymount (11-21-08)
3 PT FG ATTEMPTS	18		at Loyola Marymount (11-21-08)
	21		USC UPSTATE (11-16-08)
3 PT FG PERCENTAGE	.333	(7-21)	USC UPSTATE (11-16-08)
	.444	(8-18)	at Loyola Marymount (11-21-08)
FREE THROWS MADE	5		USC UPSTATE (11-16-08)
	6		at Loyola Marymount (11-21-08)
FREE THROW ATTEMPTS	8		USC UPSTATE (11-16-08)
	8		at Loyola Marymount (11-21-08)
FREE THROW PERCENTAGE	.625	(5-8)	USC UPSTATE (11-16-08)
	.750	(6-8)	at Loyola Marymount (11-21-08)
REBOUNDS	31		USC UPSTATE (11-16-08)
	35		at Loyola Marymount (11-21-08)
ASSISTS	13		at Loyola Marymount (11-21-08)
	15		USC UPSTATE (11-16-08)
STEALS	4		at Loyola Marymount (11-21-08)
	5		USC UPSTATE (11-16-08)
BLOCKED SHOTS	0		at Loyola Marymount (11-21-08)
	3		USC UPSTATE (11-16-08)
TURNOVERS	11		at Loyola Marymount (11-21-08)
	19		USC UPSTATE (11-16-08)
FOULS	21		USC UPSTATE (11-16-08)
	24		at Loyola Marymount (11-21-08)

**2008-09 Notre Dame Men's Basketball**  
**Notre Dame Player High/Low Analysis (as of Nov 22, 2008)**  
**All games**

**Notre Dame - INDIVIDUAL GAME HIGHS**

Points	30		HARANGODY, Luke vs USC Upstate (11-16-08)
	27		HARANGODY, Luke at Loyola Marymount (11-21-08)
	18		ZELLER, Luke vs USC Upstate (11-16-08)
	16		JACKSON, Tory at Loyola Marymount (11-21-08)
	13		HILLESLAND, Zach vs USC Upstate (11-16-08)
Field Goals Made	12		HARANGODY, Luke vs USC Upstate (11-16-08)
	9		HARANGODY, Luke at Loyola Marymount (11-21-08)
Field Goal Att.	21		HARANGODY, Luke vs USC Upstate (11-16-08)
	17		HARANGODY, Luke at Loyola Marymount (11-21-08)
FG Pct (min 5 made)	.667	(6-9)	ZELLER, Luke vs USC Upstate (11-16-08)
	.571	(12-21)	HARANGODY, Luke vs USC Upstate (11-16-08)
3-Point FG Made	4		ZELLER, Luke vs USC Upstate (11-16-08)
	2		AYERS, Ryan at Loyola Marymount (11-21-08)
	2		ZELLER, Luke at Loyola Marymount (11-21-08)
	2		MCALARNEY, Kyle vs USC Upstate (11-16-08)
3-Point FG Att.	6		ZELLER, Luke vs USC Upstate (11-16-08)
	4		MCALARNEY, Kyle at Loyola Marymount (11-21-08)
	4		ZELLER, Luke at Loyola Marymount (11-21-08)
	4		AYERS, Ryan at Loyola Marymount (11-21-08)
	4		MCALARNEY, Kyle vs USC Upstate (11-16-08)
3-Pt FG Pct (min 2 made)	.667	(4-6)	ZELLER, Luke vs USC Upstate (11-16-08)
	.500	(2-4)	ZELLER, Luke at Loyola Marymount (11-21-08)
	.500	(2-4)	AYERS, Ryan at Loyola Marymount (11-21-08)
	.500	(2-4)	MCALARNEY, Kyle vs USC Upstate (11-16-08)
Free Throws Made	9		HARANGODY, Luke at Loyola Marymount (11-21-08)
	6		JACKSON, Tory at Loyola Marymount (11-21-08)
Free Throw Att.	13		HARANGODY, Luke at Loyola Marymount (11-21-08)
	12		JACKSON, Tory at Loyola Marymount (11-21-08)
FT Pct (min 3 made)	1.000	(4-4)	MCALARNEY, Kyle vs USC Upstate (11-16-08)
	.714	(5-7)	HILLESLAND, Zach vs USC Upstate (11-16-08)
	.714	(5-7)	HARANGODY, Luke vs USC Upstate (11-16-08)
Rebounds	17		HARANGODY, Luke at Loyola Marymount (11-21-08)
	14		HARANGODY, Luke vs USC Upstate (11-16-08)
Assists	8		JACKSON, Tory vs USC Upstate (11-16-08)
	6		MCALARNEY, Kyle vs USC Upstate (11-16-08)
Steals	4		JACKSON, Tory at Loyola Marymount (11-21-08)
	3		PEOPLES, Jonathan vs USC Upstate (11-16-08)
Blocked Shots	2		AYERS, Ryan vs USC Upstate (11-16-08)
	1		ZELLER, Luke at Loyola Marymount (11-21-08)
	1		AYERS, Ryan at Loyola Marymount (11-21-08)
	1		PEOPLES, Jonathan vs USC Upstate (11-16-08)
Turnovers	4		MCALARNEY, Kyle at Loyola Marymount (11-21-08)
	3		JACKSON, Tory at Loyola Marymount (11-21-08)
	3		JACKSON, Tory vs USC Upstate (11-16-08)
Fouls	3		HARANGODY, Luke at Loyola Marymount (11-21-08)
	3		NASH, Tyrone vs USC Upstate (11-16-08)
	3		JACKSON, Tory vs USC Upstate (11-16-08)

**2008-09 Notre Dame Men's Basketball**  
**Notre Dame Opponent High/Low Analysis (as of Nov 22, 2008)**  
**All games**

**OPPONENT INDIVIDUAL GAME HIGHS**

Points	16		DUBOIS, Jarred at Loyola Marymount (11-21-08)
	14		DAVIS, Bobby vs USC Upstate (11-16-08)
	12		SCHNEIDERS, Nick vs USC Upstate (11-16-08)
	10		HAMILTON, Ashley at Loyola Marymount (11-21-08)
	9		COUNTS, Corey at Loyola Marymount (11-21-08)
Field Goals Made	7		DAVIS, Bobby vs USC Upstate (11-16-08)
	5		DUBOIS, Jarred at Loyola Marymount (11-21-08)
	5		SCHNEIDERS, Nick vs USC Upstate (11-16-08)
Field Goal Att.	17		DUBOIS, Jarred at Loyola Marymount (11-21-08)
	15		DAVIS, Bobby vs USC Upstate (11-16-08)
FG Pct (min 5 made)	.556	(5-9)	SCHNEIDERS, Nick vs USC Upstate (11-16-08)
	.467	(7-15)	DAVIS, Bobby vs USC Upstate (11-16-08)
3-Point FG Made	4		DUBOIS, Jarred at Loyola Marymount (11-21-08)
	3		COUNTS, Corey at Loyola Marymount (11-21-08)
3-Point FG Att.	6		DUBOIS, Jarred at Loyola Marymount (11-21-08)
	6		CHAVIS, Josh vs USC Upstate (11-16-08)
3-Pt FG Pct (min 2 made)	.667	(4-6)	DUBOIS, Jarred at Loyola Marymount (11-21-08)
	.667	(2-3)	UZOCHUKWU, Mezie vs USC Upstate (11-16-08)
	.667	(2-3)	BOROS, Gabor vs USC Upstate (11-16-08)
Free Throws Made	4		HAMILTON, Ashley at Loyola Marymount (11-21-08)
	3		ROGERS, Chalmers vs USC Upstate (11-16-08)
Free Throw Att.	4		HAMILTON, Ashley at Loyola Marymount (11-21-08)
	4		ROGERS, Chalmers vs USC Upstate (11-16-08)
	4		SCHNEIDERS, Nick vs USC Upstate (11-16-08)
FT Pct (min 3 made)	1.000	(4-4)	HAMILTON, Ashley at Loyola Marymount (11-21-08)
	.750	(3-4)	ROGERS, Chalmers vs USC Upstate (11-16-08)
Rebounds	10		YOUNG, Kevin at Loyola Marymount (11-21-08)
	7		DERIC, Marko at Loyola Marymount (11-21-08)
	7		SCHNEIDERS, Nick vs USC Upstate (11-16-08)
Assists	4		HAMILTON, Ashley at Loyola Marymount (11-21-08)
	3		COUNTS, Corey at Loyola Marymount (11-21-08)
	3		DAVIS, Bobby vs USC Upstate (11-16-08)
	3		CHAVIS, Josh vs USC Upstate (11-16-08)
Steals	3		COOK, Carter vs USC Upstate (11-16-08)
	2		ARMSTEAD, LaRon at Loyola Marymount (11-21-08)
	2		DAVIS, Bobby vs USC Upstate (11-16-08)
Blocked Shots	1		POSEY, Pat vs USC Upstate (11-16-08)
	1		DAVIS, Bobby vs USC Upstate (11-16-08)
	1		SCHNEIDERS, Nick vs USC Upstate (11-16-08)
Turnovers	5		HAMILTON, Ashley at Loyola Marymount (11-21-08)
	5		POSEY, Pat vs USC Upstate (11-16-08)
Fouls	5		HAMILTON, Ashley at Loyola Marymount (11-21-08)
	5		YOUNG, Kevin at Loyola Marymount (11-21-08)