



University of Notre Dame
Sports Information
112 Joyce Center
Notre Dame, IN 46556
574-631-7516
574-631-7941 (fax)
UND.com

2009 NOTRE DAME FOOTBALL NOTES

Primary Contact: Brian Hardin • bhardin2@nd.edu • Office - 574.631.9471 • Cell - 574.532.4134
Secondary Contact: Michael Bertsch • mbertsc1@nd.edu • Office - 574.631.8642 • Cell - 574.532.4154

Game #7

Notre Dame (4-2) vs. Boston College (5-2)



DATE

Saturday, October 24, 2009

TIME

3:42 p.m. ET

SITE (CAPACITY)

Notre Dame Stadium (80,795); Notre Dame, Ind.

TELEVISION

NBC national telecast with Tom Hammond (play-by-play), Pat Haden (analysis), Alex Flanagan (sideline), Rob Hyland (producer) and David Michaels (director).

RADIO

ISP Sports is the exclusive national rights-holder for Irish football radio broadcasts. ISP manages, produces and syndicates the Irish national football radio network. Notre Dame games will be broadcast by Don Criqui (play-by-play), former Irish great Allen Pinkett (analysis) and Jeff Jeffers providing pre-game, sideline and post-

What's Inside

With A Win / With A Loss..... 2
 Notre Dame's Record When..... 2
 Probable Starting Lineup..... 3
 National Rankings..... 4
 Honors/Awards..... 5
 ND Among National Leaders.. 6
 Team Notes 2-7
 Eye On Career Records 6-9
 Irish Big Plays..... 10-11
 Offensive Notes..... 8-13
 Starter Sheet..... 13

Defensive Notes 14-16
 Media Information..... 16
 Special Teams Notes 17
 Rosters..... 18-19
 Depth Chart..... 20
 Series History vs. BC 21-25
 Offensive Player Bios..... 26-36
 Defensive Player Bios..... 37-45
 Special Team Player Bios 45
 2009 Game Summaries.. 46-48
 2009 Stats..... 49-62

Countdown To Kickoff

- 12 Sophomore LB **Darius Fleming** is 12th in the nation in tackles for loss per game, averaging 1.70 stops behind the line of scrimmage per game. He also ranks second and third, respectively, among linebackers and sophomores in the category. (Page 42)
- 11 Junior QB **Jimmy Clausen** – nicknamed Captain Comeback by the *South Bend Tribune* – has been tremendous in the clutch this year, recording 11 touchdowns and no turnovers when the Irish are tied or trailing (10 passing TDs, one rushing TD). (SEE PAGE 28)
- 10 Since missing the first attempt of his collegiate career, freshman PK **Nick Tausch** has converted each of his last 10 field goals. It is longest such streak by an Irish kicker since John Carney made 10 straight over the 1984-85 seasons. (SEE PAGE 45)
- 9 Senior SS **Kyle McCarthy** ranks tied for ninth in the FBS among defensive backs at 9.0 tackles per game. (SEE PAGE 40)
- 8 Clausen ranks in the top 10 among FBS quarterbacks in eight different passing categories. (SEE PAGE 28)
- 7 Of the 25 teams listed in this week's BCS rankings, only seven schools have stronger strength of schedule than Notre Dame. Based on future opposition, only seven schools in the BCS top 25 have a tougher schedule the rest of the season. (SEE PAGE 5)
- 6 Junior WR **Golden Tate** has a team-high six touchdown receptions this year and ranks sixth in Notre Dame history with 17 career touchdown catches. (SEE PAGE 31)
- 5 Clausen and Tate have benefitted from each other this year as Clausen ranks fifth in the FBS in passing yards per game while Tate ranks fifth nationally in receiving yards per game. (SEE PAGES 28, 31)
- 4 After a tough start to the season, the Irish rush defense has stiffened over the last four contests allowing less than four yards per carry over that stretch of games. (Page 15)
- 3 Only three FBS schools have committed fewer turnovers than Notre Dame this year (Air Force, Cincinnati and Oregon State). (SEE PAGE 13)
- 2 A two-fer about Clausen: the junior gunslinger ranks second in the nation in passing efficiency and he ranks in the top two in five Notre Dame career passing categories. (SEE PAGE 28)
- 1 Since becoming a full-time starter vs. Washington, freshman LB **Manti Te'o** ranks first on the Irish defense with 18 tackles. (SEE PAGE 37)
- 0 Neither senior OF **Eric Olsen** nor senior RT **Sam Young** have allowed a sack in 207 pass attempts this year.

2009 Notre Dame Schedule

September 5 September 12	NEVADA (NBC) at Michigan (ABC)	Notre Dame, Ind. Ann Arbor, Mich.	W, 35-0 L, 34-38
September 19 September 26	MICHIGAN STATE (NBC) at Purdue (ESPN)	Notre Dame, Ind. West Lafayette, Ind.	W, 33-30 W, 24-21
October 3 October 17	WASHINGTON (NBC) #6/5 USC (NBC)	Notre Dame, Ind. Notre Dame, Ind.	W, 37-30 (ot) L, 27-34
October 24 October 31	BOSTON COLLEGE (NBC) vs. Washington State (NBC)	Notre Dame, Ind. San Antonio, Texas	3:30 p.m. 6:30 p.m.
November 7 November 14	NAVY (NBC) at Pittsburgh (TBA)	Notre Dame, Ind. Pittsburgh, Pa.	2:30 p.m. TBA
November 21 November 28	CONNECTICUT (NBC) at Stanford (ABC)	Notre Dame, Ind. Palo Alto, Calif.	2:30 p.m. 5:00 p.m.
All Times Local to site			

game reports. This broadcast can be heard live on SIRIUS Satellite Radio (channel 159) and XM Satellite Radio (channel 117).

► All Notre Dame games may be heard in South Bend on Sunny 101.5 FM and NewsTalk 960 WSBT-AM.

TICKETS

Saturday is the 210th consecutive sellout at Notre Dame Stadium. Since 1966, every Irish home football game has been a sellout except one – a 1973 Thanksgiving Day game vs. Air Force. Notre Dame has now played in front of sellouts in 258 of its last 259 home games.

► Notre Dame has now played in front of sellout crowds in 216 of its previous 249 games, including 91 of its last 101 contests dating back to the Tostitos Fiesta Bowl at the end of the 2000 season (the 2001, '03, '05 and '07 games at Stanford, the 2004 game vs. Navy at the Meadowlands, the 2005 and '08 games at Washington, the 2007 game at UCLA, the 2008 Hawai'i Bowl and this season's game at Purdue were not sellouts).

WEB SITES

Notre Dame (und.com), Boston College (bceagles.com)

REAL-TIME STATS

Live in-game statistics will be provided through CBS College Sports Gametracker via each school's respective official athletic website.

POLLS

Neither Notre Dame nor Boston College are ranked in the AP or coaches polls, but each are receiving votes.

SERIES INFO

This meeting will be the 19th all-time meeting between the two schools. Boston College has won the last six consecutive meetings, including two straight and three of the last four inside Notre Dame Stadium (more on the series history on pages 21-25).

WHAT TO WATCH FOR

Junior WR **Golden Tate** has posted consecutive 100-yard receiving games. He registered 244 yards against Washington and 117 yards versus USC. Tate could become the first Irish player to record three straight 100-yard games since Derrick Mayes in 1995.

Extended individual notes are available in the player bios that span pages 26-45.

**Notre Dame's
Record When...**

	2009	Weis Era
At Home	3-1	18-12
On The Road	1-1	12-9
Neutral Site Games	0-0	3-2
In Overtime	1-0	1-3
Coming off a loss	1-0	10-11
Coming off a win	2-1	19-7
Coming of an open date	0-1	2-3
Both teams are AP-ranked	0-1	3-6
Neither team is ranked	3-0	12-9
ND is ranked higher	1-1	18-3
Opponent is ranked higher	0-1	3-11
Vs. In-state Opponents	1-0	4-1
In September	3-1	13-9
In October	1-1	10-6
In November	0-0	11-7
In December	0-0	1-0
In January	0-0	0-2
On Television	4-2	33-23
On NBC	3-1	18-12
On ABC	0-1	7-6
On ESPN	1-0	4-4
On ESPN2	0-0	1-0
On CBS	0-0	2-0
On CSTV	0-0	1-0
On Fox	0-0	0-1
Afternoon Games	3-2	26-18
Night Games	1-0	7-5
Decided By 7 or Less	3-2	11-8
Scoring First	2-0	22-7
Opponent Scores First	2-2	11-16
Leading At Halftime	2-1	23-6
Tied At Halftime	0-0	4-0
Trailing At Halftime	2-1	6-17
Leading After 3 Qtrs.	3-0	26-4
Tied After 3 Qtrs.	0-0	1-1
Trailing After 3 Qtrs.	1-2	6-18
Scoring 40+ Points	0-0	10-2
Scoring 30+ Points	3-1	22-5
Scoring 20-29 Points	1-1	17-9
Scoring 0-19 Points	0-0	2-12
Allowing 40+ Points	0-0	0-6
Allowing 30+ Points	2-2	4-17
Allowing 20-29 Points	1-0	13-7
Allowing 0-19 Points	1-0	17-1
Outrushing Opponent	3-0	18-0
Getting Outrushed	1-2	15-23
Passing For More Yds	2-1	24-13
Passing For Fewer Yds	2-0	9-9
Outgaining Opponent	3-1	23-8
Getting Outgained	1-1	10-14
Winning Time of Poss.	3-2	25-8
Losing Time of Poss.	1-0	8-15
Scoring a Def./ST TD	0-0	12-3
Allowing a Def./ST TD	1-1	3-9
Fewer Penalty Yards	3-1	16-14
More Penalty Yards	1-1	17-8
Winning Turnover Battle	3-1	23-9
Losing Turnover Battle	1-0	7-10
Individual 100-yard rusher	1-1	15-5
Individual 100-yard receiver	3-2	20-9
Individual 200-yard passer	3-2	27-12
Opponent 100-yard rusher	2-1	7-16
Opponent 100-yard receiver	2-1	14-8
Opponent 200-yard passer	3-2	16-13

AN IRISH VICTORY THIS WEEK WOULD...

- ▶ Improve Notre Dame to 5-2 for the second straight season.
- ▶ Improve Notre Dame to 2-0 (1.000) this season and 11-11 (.500) under Weis coming off a defeat.
- ▶ Give Notre Dame a victory over Boston College for the first time since 2000.
- ▶ Snap Boston College's six-game winning streak in the all-time series.
- ▶ Improve Notre Dame to 4-1 (.800) this season inside Notre Dame Stadium.
- ▶ Improve Notre Dame to 10-9-0 (.526) in the all-time series with Boston College.
- ▶ Improve Notre Dame to 6-5 (.545) in the all-time series with the Eagles in Notre Dame Stadium.
- ▶ Improve an unranked Notre Dame squad (post 1932) to 3-5 (.375) all-time against Boston College (snapping their losing streak at five games in such meetings).
- ▶ Improve an unranked Notre Dame squad to 3-2 (.600) all-time against the Eagles in Notre Dame Stadium.
- ▶ Improve Notre Dame to 2-3 (.400) all-time against the Eagles when both teams are unranked.
- ▶ Improve Notre Dame to 2-0 (1.000) all-time against Boston College in Notre Dame Stadium when both teams are unranked.
- ▶ Improve Notre Dame to 76-31-2 (.706) all-time against the Atlantic Coast Conference.
- ▶ Improve Notre Dame's all-time home record against the ACC to 44-11-0 (.800).
- ▶ Improve Notre Dame's all-time record to 836-286-42 (.736).
- ▶ Improve Notre Dame's all-time record at Notre Dame Stadium to 306-99-5 (.752).
- ▶ Improve Weis' record to 34-23 (.596) overall, 4-4 (.500) against the ACC and 1-2 (.333) against Boston College.
- ▶ Improve Weis' home record to 19-12 (.613) overall, 3-3 (.500) against the ACC and 1-1 (.500) against Boston College.
- ▶ Improve Weis' record to 11-6 (.647) in October games.
- ▶ Improve Weis' record to 27-18 (.600) in afternoon games.

AN IRISH DEFEAT THIS WEEK WOULD...

- ▶ Drop Notre Dame to 4-3 for the first time since 1999.
- ▶ Drop Notre Dame to 1-1 (.500) this season and 11-11 (.500) under Weis coming off a defeat.
- ▶ Deny Notre Dame a victory over Boston College for the first time since 2000.
- ▶ Extend Boston College's winning streak in the all-time series to seven.
- ▶ Drop Notre Dame to 3-2 (.600) this season inside Notre Dame Stadium.
- ▶ Drop Notre Dame to 9-10-0 (.474) in the all-time series with Boston College.
- ▶ Drop Notre Dame to 5-6 (.455) in the all-time series with the Eagles in Notre Dame Stadium.
- ▶ Drop an unranked Notre Dame squad (post 1932) to 2-6 (.250) all-time against Boston College (extending their losing streak to six games in such meetings).
- ▶ Drop an unranked Notre Dame squad to 2-3 (.400) all-time against the Eagles in Notre Dame Stadium.
- ▶ Drop Notre Dame to 1-4 (.200) all-time against the Eagles when both teams are unranked.
- ▶ Drop Notre Dame to 1-1 (.500) all-time against Boston College in Notre Dame Stadium when both teams are unranked.
- ▶ Drop Notre Dame to 75-32-2 (.697) all-time against the Atlantic Coast Conference.
- ▶ Drop Notre Dame's all-time home record against the ACC to 43-12-0 (.782).
- ▶ Drop Notre Dame's all-time record to 835-287-42 (.736).
- ▶ Drop Notre Dame's all-time record at Notre Dame Stadium to 305-100-5 (.750).
- ▶ Drop Weis' record to 33-24 (.579) overall, 3-5 (.375) against the ACC and 0-3 (.000) against Boston College.
- ▶ Drop Weis' home record to 18-13 (.581) overall, 2-4 (.333) against the ACC and 0-2 (.000) against Boston College.
- ▶ Drop Weis' record to 10-7 (.588) in October games.
- ▶ Drop Weis' record to 26-19 (.578) in afternoon games.

CLOSE SHAVES

- ▶ The Irish have now played in five consecutive games decided by a touchdown or less. Notre Dame last played in five consecutive games decided by seven points or less in 1983-84, when they went down to the wire in six straight with Pittsburgh (L, 16-21), Penn State (L, 30-34), Air Force (L, 22-23), Boston College (W, 19-18 in 1983 Liberty Bowl) and Michigan State (W, 24-20).
- ▶ With its late-game heroics against Washington, Notre Dame captured three consecutive games by seven points or less. The last time the Irish won three straight games by a touchdown or less came in 2002 during Tyrone Willingham's first season: 24-17 vs. Purdue; 25-23 vs. #7 Michigan; 21-17 at Michigan State.
- ▶ Prior to the 2002 streak, the last time it happened was Nov. 8-22, 1941, when rookie head coach Frank Leahy led the Irish to narrow wins over No. 6 Navy (20-13), No. 8 Northwestern (7-6) and USC (20-18).
- ▶ The Notre Dame record for consecutive wins by seven points or less is five, the first five games of the 1939 season (Sept. 30-Oct. 28) under head coach Elmer Layden.
- ▶ The recent Irish streak marked just the fifth time Notre Dame has won three straight games by seven points or less. The others are the aforementioned streak in 2002, the last three games of 1941, the first five games of 1939 and the last three games of the 1937 season (Nov. 13-27).
- ▶ The Notre Dame record for wins by seven points or less in a season is six, set in 1939 when that club had a 6-1 record in games decided by seven or less. The 1937 team was 5-1-1 and the 2002 club was 5-1-0 in games decided by seven or less, while the 1929 (4-0), 1940 (4-1), 1974 (4-0), 1990 (4-3), 1997 (4-2) and 1998 (4-1) teams all had four wins by seven or less over the course of the season.
- ▶ As for winning percentage in games decided by seven points or less, the 1929 and 1974 teams were both 4-0, while the 1926, 1928, 1954 and 1957 teams finished 3-0.
- ▶ One item of note on the greatness of Knute Rockne: he was 20-3-5 (.804) in games decided by seven points or less over his Notre Dame career, including 16-0-2 (.944) over his last seven years. Charlie Weis is 11-8 (.579) in games decided by seven points or less.

FOURTH QUARTER MAGIC

► Notre Dame nearly pulled off its fourth consecutive fourth quarter come-from-behind victory. In fact, it would have broken the school record for most fourth quarter comebacks in a single season. ► The Irish trailed No. 4 USC, 34-14, with just under 11 minutes remaining in the contest before Notre Dame caught fire. The Irish scored a pair of touchdowns and drove all the way to the Trojans' four-yard line trailing 34-27, but was unable to get the tying touchdown.

► The comeback would have been the greatest fourth quarter rally since the Irish stormed past Houston in the 1979 Cotton Bowl behind Joe Montana, erasing a 22-point fourth-quarter deficit for a 35-34 win.

► Notre Dame rallied from fourth quarter deficits four consecutive games (winning three) against Michigan, Michigan State, Purdue and Washington -- tying a school record for fourth quarter comebacks in a single season. The Irish had four fourth quarter comebacks during the 1998 season. Notre Dame also had three fourth quarter comebacks in each of the 1990, 1997, 2000, 2002 and 2003 seasons.

► The previous school record for consecutive fourth quarter comebacks was three during the 2000 season. Interestingly enough, those three straight fourth quarter comebacks to open the 2000 season came under the guidance of three different quarterbacks (Amaz Battle, Gary Godsey and Matt LoVecchio)

DOWN TO THE WIRE

► With the victory over Washington, Notre Dame snapped its three-game losing streak in overtime games. The Irish had not won an overtime game since 2003.

► Notre Dame improved to 3-6 in overtime in school history. Eight of the nine Irish overtime contests have come at Notre Dame Stadium.

- W 37-30 vs. Washington (2009)
- L 33-36 vs. Pittsburgh (2008)
- L 44-46 vs. Navy (2007)
- L 41-44 vs. Michigan State (2005)
- W 29-26 vs. Washington State (2003)
- L 24-27 vs. Nebraska (2000)
- W 34-31 vs. Air Force (2000)
- L 20-27 at USC (1996)
- L 17-20 vs. Air Force (1996)

► Prior to the victory over Washington, Notre Dame had never in its storied history won a game in overtime the week following a victory in the last minute of regulation.

► Notre Dame has now won four games in its storied history by scoring a touchdown in the last 30 seconds of regulation. Here is that list of games:

- Sept. 26, 2009 Notre Dame 24, at Purdue 21 (0:25)
- Oct. 21, 2006 at Notre Dame 20, UCLA 17 (0:27)
- Nov. 14, 1992 at Notre Dame 17, Penn State 16 (0:19)
- Jan. 1, 1979 Notre Dame 35, Houston 34 (1979 Cotton Bowl) (:00)

► Notre Dame has now won 17 games all-time in overtime or with less than 25 seconds remaining in regulation and only five of those have come on the road.

► The Irish have never registered a longer drive (72 yards) to win a game on the road with less than 25 seconds to go in the contest in school history than it did at Purdue.

► Notre Dame scored with just 24.8 seconds remaining on the clock at Purdue. It is the latest the Irish have scored to secure a victory on the road since 1997 when Scott Cengia booted a field goal with five seconds left to secure a 23-22 victory at Hawaii.

**Notre Dame
Probable Starting Lineup**

OFFENSE

Pos.	No.	Player	Notes
X	23	Golden Tate – Jr.	Nine rec., 244 yards, TD vs. Washington; second-most receiving yds in Irish school history
LT	72	Paul Duncan – Sr.	Has started all six games in 2009; Missed the entire 2008 season with hip surgery
LG	59	Chris Stewart – Sr.	Has started all six games in 2009; Made 10 starts at RG in 2008
OC	55	Eric Olsen – Sr.	Has started 25 straight games (final six of 2007 at RG, 13 in 2008 at LG, six in 2009 at C)
RG	78	Trevor Robinson – So.	Has started all six games in 2009; Became fifth rookie OL to ever start a game at ND
RT	74	Sam Young – Sr.	Has started all 44 games over the past three seasons (34 games at RT, 10 games at LT)
Z	18	Duval Kamara – Jr.	Missed a large portion of fall practice after undergoing arthroscopic knee surgery
TE	9	Kyle Rudolph – So.	Set career-highs for receptions (six) and receiving yards (95) against Michigan State
QB	7	Jimmy Clausen – Jr.	Led four straight 4th quarter comebacks and almost fifth vs. USC; second in FBS in pass efficiency
FB	34	James Aldridge – Sr.	Switched from HB; rushed for 977 yards on 254 attempts over career
HB	5	Armando Allen – Jr.	Back-to-back 100-yard rushing games against Michigan and MSU; career-high 139 vs. UM

DEFENSE

Pos.	No.	Player	Notes
LDE	89	Kapron Lewis-Moore – So.	Career-high seven tackles, two tackles for loss and sack against Washington
DT	9	Ethan Johnson – So.	Made five tackles, two tackles for loss, sack and forced fumble against Washington
NT	95	Ian Williams – Jr.	Tallied 85 tackles in 2007-08 while starting nine of the 25 games played
RDE	90	John Ryan – Sr.	Voted by teammates onto leadership committee; started 10 games in '07; 30 tackles, 5.0 TFL, 2.5 sacks
SAM	45	Darius Fleming – So.	Ranks 12th in the FBS in TFLs; 2nd among linebackers and 3rd among sophomores
MIKE	58	Brian Smith – Jr.	Ranks third on the team in tackles (34) and second in tackles for loss (5.0)
WILL	5	Manti Te'o – Fr.	Recorded a career-best 10 tackles in the victory over Washington
LCB	4	Gary Gray – Jr.	Recorded third career INT and returned 30 yards to setup ND touchdown against USC
FS	22	Harrison Smith – Jr.	Made nine starts at LB in 2008; career-high 11 tackles and 1.5 for loss against Michigan
SS	28	Kyle McCarthy – Sr.	Set school record for most tackles by a defensive back in a season with 110 in 2008
RCB	2	Darrin Walls – Sr.	Was not enrolled at ND during first semester of 2008 due to personal reasons

SPECIAL TEAMS

Pos.	No.	Player	Notes
PK	40	Nick Tausch – Fr.	Rookie kicker has connected on 10 straight field goals (longest such streak since 1984-85)
KO	48	David Ruffer – Jr.	Saw first career action as kickoff specialist last week against USC; Avg. 62.2 per kickoff
P	35	Ben Turk – Fr.	Ranked by Scout.com as third-best high school punter in 2008
H	43	Eric Maust – Sr.	Holds for both Nick Tausch and Brandon Walker
LSNP	60	Jordan Cowart – Fr.	Serves as snapper on punts
SSNP	52	Braxton Cave – So.	Serves as snapper on field goals
PR	23	Golden Tate – Jr.	Avg. 7.8 yds/return on five punt returns in 2009
	5	Armando Allen – Jr.	Avg. 9.4 yds/return on seven punt returns in 2008
KR	21	Barry Gallup – Sr.	Made kickoff return debut against Michigan; avg. 38.5 yds, including 52-yard return
	32	Theo Riddick – Fr.	Rookie averages 23.7 yards per kickoff return; eighth-best of any true freshman in FBS

KEY PROBABLE NON-STARTERS

Pos.	No.	Player	Notes
X	11	Shaquille Evans – Fr.	41st-overall player in ESPN150, 4th-best WR; 44th-best player by <i>Sporting News</i> , 8th-best WR
LT	77	Matt Romine – Jr.	Fully healthy after playing in just five games in 2008
C/G	51	Dan Wenger – Sr.	Started the previous 15 games at center entering 2009; started 18 of 26 games in his career
TE	83	Mike Ragone – Jr.	Returns from a torn ACL that caused him to miss the entire 2008 season
Z	82	Robby Parris – Sr.	Career-high nine catches against USC for 92 yards (second-most) before injuring leg
Z	81	John Goodman – So.	One of 21 Notre Dame players to make his Irish debut against Nevada
QB	10	Dayne Crist – So.	5-for-10 for 45 yards and rushed for another 16 in first major action of career against Purdue
HB	33	Robert Hughes – Jr.	Filled in for injured FB James Aldridge; two career 100-yd rushing games
HB	25	Jonas Gray – So.	Powerful, quick running back rushed for 50 yards on nine carries against Nevada
HB	20	Cierre Wood – Fr.	Named to <i>USA Today</i> All-American team; 10th-best player by <i>Sporting News</i> , 2nd-best RB
HB	32	Theo Riddick – Fr.	Named <i>Superprep</i> All-American, rating him as 23rd-best running back nationally
DE	56	Kerry Neal – Jr.	One of four juniors to have played in every game of his Notre Dame career
DE	53	Morrice Richardson – Sr.	Primarily used in passing situations; played in 30 games, posted 18 tackles, 2.0 TFL and 1.5 sacks
SAM	41	Scott Smith – Sr.	One of four ND captains in '09; played in 41 career games and logged 350 special-teams appearances
MIKE	49	Toryan Smith – Sr.	Registered five tackles, two for loss and one sack in season opening victory over Nevada
CB	12	Robert Blanton – So.	Three career interceptions, returning one 47 yards for a TD vs. Purdue
CB	8	Raeshon McNeil – Sr.	11th all-time in PBU's (14); recorded third-most PBU's (11) in single-season school history in '08
CB	26	Jamoris Slaughter – So.	One of 21 Notre Dame players to make his Irish debut against Nevada
FS	31	Sergio Brown – Sr.	Will see majority of action as extra safety in ND nickel packages; made six starts in '08
SS	17	Zeke Motta – Fr.	Participated in '09 U.S. Army All-American Game; Rivals.com ranked him 54th-best player overall

National
Rankings

ASSOCIATED PRESS (Oct. 18)

Rk	School	Record	Pts
1.	Alabama (39)	7-0	1447
2.	Florida (20)	6-0	1434
3.	Texas	6-0	1365
4.	USC	5-1	1213
5.	Cincinnati	6-0	1163
6.	Boise State	6-0	1156
7.	Iowa	7-0	1092
8.	Miami (FL)	5-1	1056
9.	LSU	5-1	1014
10.	TCU	6-0	1001
11.	Georgia Tech	6-1	861
12.	Oregon	5-1	849
13.	Penn State	6-1	753
14.	Oklahoma State	5-1	690
15.	Virginia Tech	5-2	684
16.	Brigham Young	6-1	601
17.	Houston	5-1	478
18.	Ohio State	5-2	373
19.	Utah	5-1	350
20.	Pittsburgh	6-1	330
21.	Texas Tech	5-2	286
22.	West Virginia	5-1	205
23.	South Carolina	5-2	159
24.	Kansas	5-1	120
25.	Oklahoma	3-3	117

Others Receiving Votes

NOTRE DAME 61, Mississippi 59, USF 57, Nebraska 52, **Michigan 41**, Central Michigan 39, Arizona 25, California 9, Arkansas 8, Oregon State 5, Missouri 4, **Navy 4**, Wisconsin 4, Idaho 4, Auburn 3, **Boston College 3**.

USA TODAY/COACHES (Oct. 18)

Rk	School	Record	Pts
1.	Florida (49)	6-0	1464
2.	Alabama (9)	7-0	1398
3.	Texas (1)	6-0	1386
4.	USC	5-1	1237
5.	Boise State	6-0	1153
6.	Cincinnati	6-0	1104
7.	TCU	6-0	1069
8.	Iowa	7-0	1037
9.	Miami (FL)	5-1	998
10.	LSU	5-1	995
11.	Penn State	6-1	894
12.	Oklahoma State	5-1	795
13.	Georgia Tech	6-1	779
14.	Oregon	5-1	769
15.	Virginia Tech	5-2	672
16.	Brigham Young	6-1	577
17.	Ohio State	5-2	481
17.	Houston	5-1	421
19.	Pittsburgh	6-1	328
20.	Utah	5-1	300
21.	Kansas	5-1	222
22.	West Virginia	5-1	188
23.	South Carolina	5-2	142
24.	Texas Tech	5-2	132
25.	Mississippi	4-2	114

Others Receiving Votes

Oklahoma 113, USF 104, Nebraska 84, Central Michigan 34, **NOTRE DAME 31**, **Boston College 26**, Wisconsin 26, Arkansas 19, **Michigan 13**, Georgia 12, Missouri 11, Oregon State 10, Idaho 8, Auburn 8, California 7, Arizona 7, **Michigan State 5**, North Carolina 1, Rutgers 1.

2009 opponents in **bold**

► Notre Dame has now played five consecutive games in which the final outcome was not decided until the waning seconds.

Michigan 38, Notre Dame 34

The Wolverines scored a go-ahead touchdown with 11 seconds left to secure a 38-34 victory over the Irish.

Notre Dame 33, Michigan State 30

The Irish regained the lead with 5:18 to go in regulation on junior WR **Golden Tate's** 33-yard touchdown catch, but the Spartans drove to Notre Dame's 18-yard line before senior SS **Kyle McCarthy's** interception at the four-yard line with 57 seconds left secured the victory.

Notre Dame 24, Purdue 21

Junior QB **Jimmy Clausen** completed a two-yard touchdown pass to sophomore TE **Kyle Rudolph** with 24.8 seconds to play, and Notre Dame rallied for a 24-21 win over Purdue. Clausen led the Irish on a 12-play, 72-yard drive. He went 6-for-9 on the drive for 69 yards, including the go-ahead touchdown pass.

Notre Dame 37, Washington 30 (ot)

Notre Dame waited even later than the last minute to pull out this finish. Junior RB **Robert Hughes** scored on a 1-yard run in overtime and junior FS **Harrison Smith** and senior SS **Kyle McCarthy** jarred the ball loose from Washington receiver D'Andre Goodwin near the goal line on fourth-and-19 as the Fighting Irish beat the Huskies 37-30.

USC 34, Notre Dame 27

Junior QB **Jimmy Clausen** nearly executed another thrilling fourth-quarter rally, but came up four yards short as No. 6 USC held on for a 34-27 victory against No. 25 Notre Dame. On Clausen's first pass into the end zone, sophomore TE **Kyle Rudolph** made a juggling catch but was out of bounds. The second was knocked down by Josh Pinkard and the Trojans started celebrating thinking the game was over. But the officials ruled there was 1 second left. Clausen fired to junior WR **Duval Kamara**, who slipped and couldn't get a hand on it.

► Since the series with Purdue resumed in 1946, there have been just five games where the winning points were scored in the final five minutes. Ironically, three have come on the date of Sept. 26. Here is a list of those five games:

Sept. 26, 2009 Notre Dame 24, at Purdue 21

Sept. 16, 2000 at #21 Notre Dame 23, #13 Purdue 21

Sept. 26, 1998 at #23 Notre Dame 31, Purdue 30

Sept. 26, 1981 at Purdue 15, #13 Notre Dame 14

Sept. 25, 1971 #2 Notre Dame 8, at Purdue 7

ON THIS DATE

Notre Dame has played 14 previous games in its history on Oct. 24. The Irish are 11-3 all-time on this date. The Irish were ranked inside the top 25 on seven occasions and went 6-1 in those contests.

1998	W	(18) Army (1:06)	20-17	H
1992	W	(10) BYU	42-16	H
1987	W	(10) USC	26-15	H
1981	L	USC (4:52) (5)	7-14	H
1964	W	(2) Stanford	28-6	H
1959	L	Northwestern (R) (2)	24-30	H
1953	W	(1) Georgia Tech (4)	27-14	H
1942	W	(8) Illinois (5)	21-14	A
1936	L	(7) Pittsburgh (9)	0-26	A
1931	W	Pittsburgh	25-12	H
1925	W	Minnesota	19-7	A
1914	W	South Dakota	33-0	N
1908	W	Chicago Physicians & Surgeons	88-0	H
1903	W	American Medical	52-0	H

Beginning with the 1936 season, the number in front of the opponent name indicates Notre Dame's ranking in the Associated Press poll coming into the game. The number following the opponent name indicates its ranking. The letter R indicates the game was played in rain. 0:00 indicates time remaining in games decided in the final minutes; in case of ties, time followed by team scoring last.

Oct. 24, 1932: Johnny Lattner, all-time Notre Dame great and Heisman Trophy winner in 1953, is born.

Oct. 24, 1953: Top-ranked Notre Dame ends No.4 Georgia Tech's 31-game unbeaten streak with an impressive 27-14 victory at Notre Dame Stadium. The Irish outgained the Yellow Jackets on the ground, 323 to 131. At halftime, however, Frank Leahy faints due to a lower-chest muscle spasm. He misses the remainder of the game and is so ill, he is feared near death. Leahy returns to coach for the rest of the season, his last at Notre Dame.

NOTRE DAME IN OCTOBER

- Notre Dame is 365-91-8 (.797) all-time during the month of October.
- The Irish are 225-47-4 (.825) in October home games.
- Notre Dame has an all-time mark of 105-39-3 (.724) in road games during October.
- The Irish are 35-5-1 (.866) in October neutral games.
- The Irish have gone 10-6 in October under head coach Charlie Weis.

HISTORIC NOTRE DAME STADIUM

The 2009 football season marks the 79th year of Irish football in fabled Notre Dame Stadium. The Irish have played 409 games in the facility to date and own a 305-99-5 (.752) record in the "House that Rockne Built." The most wins in a season by the Irish at home is seven by the 1988 national championship team and the longest home winning streak in Notre Dame football history is 28 games (from 11/21/42 through 9/30/50).

NUMBER CHANGE

Junior OT **Matt Romine** changed his uniform number from #70 to #77. Mike Turkovich previously wore #77 before graduating after the 2008 season.

2009 NOTRE DAME OPPONENT UPDATE

Below is a look at Notre Dame opponents' upcoming games. Since 1977, when the NCAA started rating strength of schedule, Notre Dame's schedule has been rated the most difficult five times (1978, 1985, 1987, 1989 and 1995).

Opponent	'09 Record	Oct. 24
Nevada	3-3	Idaho
Michigan	5-2	Penn State
Michigan State	4-3	Iowa
Purdue	2-5	Illinois
Washington	3-4	Oregon
USC	5-1	Oregon State
Boston College	5-2	at Notre Dame
Washington State	1-5	at California
Navy	5-2	Wake Forest
Pittsburgh	6-1	USF
UConn	4-2	at West Virginia
Stanford	4-3	Arizona State

Opponents' combined 2009 record: 47-33 (.588)

► Only seven teams ranked in the first BCS ranking have a schedule strength better than Notre Dame's current No. 23 ranking. Based on future opposition, only seven schools in BCS top 25 have a tougher schedule left to play.

IRISH OFFENSIVE LINE PASSES CENTURY MARK FOR CAREER STARTS

► First-year offensive line coach Frank Verducci is charged with improving the Irish rushing attack in 2009 and will attempt to do so with one of the most experienced offensive line units in Notre Dame's recent history.

► Six players having starting experience for the Irish, led by right tackle **Sam Young's** 44 starts. **Eric Olsen** (25 starts), **Dan Wenger** (18 starts), **Paul Duncan** (18 starts), **Chris Stewart** (16 starts) and **Trevor Robinson** (nine starts) help bring the Irish total to 130 combined career starts. Notre Dame's total of 100, entering this season, was the second most in the past decade at Notre Dame.

Starts (Players with Starting Experience)	Year
102 (Six)	2005
100 (Six)	2009
91 (Four)	2006
79 (Six)	2002
60 (Five)	2008
60 (Six)	2001
49 (Seven)	2000
46 (Two)	2007
46 (Six)	2004
21 (Three)	2003

List above was calculated entering the 2009 season.

IRISH DEBUTS

The following players made their Notre Dame debuts in the season opener against Nevada: sophomore LB **Anthony McDonald**, freshman S **Zeke Motta**, freshman RB **Theo Riddick**, senior TE **Bobby Burger**, freshman LB **Manti Te'o**, sophomore LB **David Posluszny**, sophomore CB **Jamoris Slaughter**, sophomore DE **Kapron Lewis-Moore**, sophomore QB **Dayne Crist**, freshman PK **Nick Tausch**, freshman LS **Jordan Cowart**, freshman WR **Shaquelle Evans**, sophomore DT **Hafis Williams**, sophomore WR **Deion Walker**, freshman TE **Tyler Eifert**, sophomore OT **Lane Clelland**, sophomore WR **John Goodman**, sophomore DB **Dan McCarthy**, junior WR **Chris Gurries**, sophomore OC **Mike Golic, Jr.** and sophomore DT **Sean Cwynar**.

2009 Irish Honors/Awards

James Aldridge

- Irish Leadership Committee
- Phil Steele's #54 RB

Armando Allen

- Doak Walker Award Candidate
- Phil Steele's #17 KR
- Phil Steele's #47 RB

Mike Anello

- Irish Leadership Committee
- Lott Award Watch List

Sergio Brown

- Irish Leadership Committee

Jimmy Clausen

- Irish Offensive Co-Captain
- Maxwell Award Watch List
- Davey O'Brien Award Watch List
- Manning Award Watch List
- Allstate / AFCA Good Works Team® Candidate
- Phil Steele's #10 QB
- Lindy's #23 QB
- AT&T/ESPN All-America Player of the Week (9.7)
- College Football Performance Awards Performer of the Week (9.6)
- Davey O'Brien QB of the Week (10.5)

Michael Floyd

- Irish Leadership Committee
- Lindy's #20 WR
- College Football Performance Awards Performer of the Week (9.6)
- College Football Performance Awards Honorable Mention (9.13)

Gary Gray

- Phil Steele's #59 CB

Duval Kamara

- Phil Steele's #22 WR

Eric Maust

- Phil Steele's #17 P

Kyle McCarthy

- Irish Defensive Captain
- Phil Steele's #21 SS

Raeshon McNeil

- Phil Steele's #47 CB

Kerry Neal

- Irish Leadership Committee

Eric Olsen

- Irish Offensive Co-Captain
- *Sporting News* Preseason Third Team All-American
- Lombardi Award Watch List
- Phil Steele's #25 OG

Mike Ragone

- Phil Steele's #19 TE

Kyle Rudolph

- Irish Leadership Committee
- Mackey Award Watch List
- College Football Performance Awards Honorable Mention (9.20)
- John Mackey Tight End Of The Week (9.20)

John Ryan

- Irish Leadership Committee

Brian Smith

- Irish Leadership Committee
- Lombardi Award Watch List
- Phil Steele's #14 ILB

Harrison Smith

- Phil Steele's #15 FS
- Lindy's #37 FS

Scott Smith

- Irish Special Teams Captain

Toryan Smith

- Phil Steele's #53 ILB

Chris Stewart

- Phil Steele's #13 OG

Golden Tate

- Phil Steele Preseason First Team All-American
- *Sporting News* Preseason Third Team All-American
- Maxwell Award Watch List
- Biletnikoff Award Watch List
- Phil Steele's #6 WR
- Lindy's #15 WR
- Phil Steele's #19 PR
- College Football Performance Awards Honorable Mention Performer of the Week (9.13)
- AT&T/ESPN All-America Player of the Week (10.8)

Brandon Walker

- Lou Groza Watch List

Darrin Walls

- Phil Steele's #15 CB

Dan Wenger

- Rimington Trophy Watch List
- Phil Steele's #11 OC

Ian Williams

- Phil Steele's #20 DT

Sam Young

- Irish Leadership Committee
- Phil Steele Preseason Second Team All-American
- Outland Trophy Watch List
- Lombardi Award Watch List
- Phil Steele's #4 OT
- Lindy's #7 OT

PRESEASON UNIT RANKINGS

- Phil Steele's #1 WR/TE
- Athlon's #2 WR/TE
- Lindy's #4 WR
- Phil Steele's #5 OL
- Phil Steele's #7 DB
- Phil Steele's #12 QB
- Phil Steele's #14 LB
- Phil Steele's #17 RB
- Phil Steele's #19 ST

PRESEASON TEAM RANKINGS

- Phil Steele #7
- *Sporting News* #18
- Athlon #24

Eye On Notre Dame Career Records

Pass Attempts

1. Brady Quinn	1602 (2003-06)
2. Ron Powlus	969 (1994-97)
3. Jimmy Clausen	876 (2007-)
4. Steve Beuerlein	850 (1983-86)
5. Rick Mirer	698 (1989-92)
6. Blair Kiel	609 (1980-83)
7. Terry Hanratty	550 (1966-68)
8. Jarious Jackson	536 (1996-99)
9. Joe Montana	515 (1975-78)
10. Joe Theismann	509 (1968-70)

Pass Attempts per Game

1. Brady Quinn	32.7 (1602/49), 2003-06
2. Jimmy Clausen	30.2 (876/29), 2007-
3. Ron Powlus	22.0 (964/44), 1994-97
4. Terry Hanratty	21.2 (550/26), 1966-68

Completions

1. Brady Quinn	929 (2003-06)
2. Ron Powlus	558 (1994-97)
3. Jimmy Clausen	530 (2007-)
4. Steve Beuerlein	473 (1983-86)
5. Rick Mirer	377 (1989-92)
6. Jarious Jackson	306 (1996-99)
7. Terry Hanratty	304 (1966-68)
8. Blair Kiel	297 (1980-83)
9. Joe Theismann	290 (1968-70)
10. Joe Montana	268 (1975-78)

Consecutive Passes Without INT - Multiple Games

1. Brady Quinn	226
Michigan State 2006 - Army 2006	
2. Jimmy Clausen	147
USC 2008 - Purdue 2009	
3. Brady Quinn	143
Stanford 2005 - Michigan 2006	
4. Jimmy Clausen	132
Michigan State 2008 - North Carolina 2008	
5. Brady Quinn	130
USC 2005 - Navy 2005	
6. Carlyle Holiday	126
Pittsburgh 2002 - Rutgers 2002	

Pass Completions per Game

1. Brady Quinn	19.0 (929/49), 2003-06
2. Jimmy Clausen	18.3 (530/29), 2007-
3. Ron Powlus	12.6 (558/44), 1994-97
4. Terry Hanratty	11.7 (304/26), 1966-68

Completion Percentage (min 150 att.)

1. Kevin McDougal	62.2 (1990-93)
2. Jimmy Clausen	60.5 (2007-)
3. Brady Quinn	58.0 (2003-06)
4. Ron Powlus	57.5 (1994-97)
5. Jarious Jackson	57.1 (1996-99)
6. Joe Theismann	56.9 (1968-70)

Efficiency Rating - Career (min 100 attempts)

1. Kevin McDougal	154.4 (1990-93)
2. Brady Quinn	134.4 (2003-06)
3. Jimmy Clausen	131.9 (2007-)

LEADERSHIP COMMITTEE '09

Junior QB **Jimmy Clausen**, senior SS **Kyle McCarthy**, senior OC **Eric Olsen** and senior LB **Scott Smith** have been selected captains of the 2009 Notre Dame football team.

Voting was conducted Friday, Aug. 14, with the results announced to the team by head coach Charlie Weis. Clausen and Olsen will captain the offense, McCarthy will serve as the defensive captain and Smith will represent the special teams. The results from the vote also helped form the leadership committee. Joining the four captains on the leadership committee are: senior FB **James Aldridge**, senior CB **Mike Anello**, senior S **Sergio Brown**, sophomore WR **Michael Floyd**, junior DE **Kerry Neal**, sophomore TE **Kyle Rudolph**, senior DE **John Ryan**, junior LB **Brian Smith** and senior OT **Sam Young**.

Player, Pos.	Cl.	Hometown
James Aldridge, FB	Sr.	St. Louis, Mo.
Mike Anello, DB	Sr.	Orland Park, Ill.
Sergio Brown, DB	Sr.	Maywood, Ill.
Jimmy Clausen, QB	Jr.	Westlake Village, Calif.
Michael Floyd, WR	So.	St. Paul, Minn.
Kyle McCarthy, SS	Sr.	Youngstown, Ohio
Kerry Neal, DE	Jr.	Bunn, N.C.
Eric Olsen, OC	Sr.	Staten Island, N.Y.
Kyle Rudolph, TE	So.	Cincinnati, Ohio
John Ryan, DE	Sr.	Westlake, Ohio
Brian Smith, LB	Jr.	Overland Park, Kan.
Scott Smith, LB	Sr.	Highland Park, Ill.
Sam Young, OT	Sr.	Coral Springs, Fla.

Irish Among National Leaders

Category	Rank	Stat	National Leader	Stat
Rushing Offense	70	137.00	Nevada	292.83
Passing Offense	7	315.83	Houston	425.33
Total Offense	12	452.83	Houston	560.33
Scoring Offense	31	31.67	Texas	42.00
Rushing Defense	63	136.50	Texas	35.83
Pass Efficiency Defense	99	140.13	Alabama	83.82
Total Defense	104	419.50	Alabama	226.57
Scoring Defense	71	25.50	Florida	8.67
Net Punting	79	34.86	Georgia	44.06
Punt Returns	49	9.71	Georgia Tech	24.88
Kickoff Returns	36	23.88	Stanford	32.48
Turnover Margin	18	.83	Air Force	2.43
Pass Defense	117	283.00	North Carolina	125.17
Passing Efficiency	4	162.61	Florida	167.25
Sacks	49	2.00	Southern California	4.33
Tackles For Loss	37	6.67	Cincinnati	10.17
Sacks Allowed	81	2.33	Oklahoma St.	.33

Rushing

Armando Allen 47th 83.20

Passing Efficiency

Jimmy Clausen 2nd 166.35

Total Offense

Jimmy Clausen 9th 292.50

Receptions

Golden Tate t-21st 6.83

Receiving Yards

Golden Tate 5th 119.83

Interceptions

Kyle McCarthy t-15th 0.50

Kickoff Returns

Theo Riddick 61st 23.67

Field Goals

Nick Tausch t-11th 1.67

Scoring

Nick Tausch t-34th 8.00

All-Purpose Runners

Golden Tate 20th 152.67

Golden Tate t-65th 7.00

Armando Allen 96th 105.20

Tackles

Kyle McCarthy t-40th 9.00

Tackles For Loss

Darius Fleming 12th 1.70

2009 NOTRE DAME FOOTBALL GAME NOTES

ONLY THE BIG BOYS

Notre Dame is one of just four NCAA FBS programs to have not faced a non-FBS opponent since the current setup was established in 1978. The three other remaining schools that have yet to play a non-FBS opponent are USC, UCLA and Washington. The list shrunk from five following Michigan State's contest with Montana State on Sept. 5.

PLAYING STREAKS

► The following players extended active starting streaks last week against Michigan: senior OT **Sam Young** 44, senior OC **Eric Olsen** 25, junior QB **Jimmy Clausen** 22, sophomore TE **Kyle Rudolph** 19 and senior SS **Kyle McCarthy** 19.

UNIVERSITY OF NOTRE DAME GRADUATES

The 2009 Notre Dame roster features eight players who have already earned their undergraduate degree from the University. **Paul Duncan**, **Evan Sharpley**, **Mike Anello**, **Ray Herring**, **Kyle McCarthy**, **Scott Smith**, **Barry Gallup** and **Chris Stewart** all graduated from Notre Dame in May of 2009. Here is a list of the graduates on the 2009 Notre Dame football team.

- OT Paul Duncan: degree in management-entrepreneurship from the Mendoza College of Business.
- QB Evan Sharpley: degree in history from the College of Arts and Letters.
- CB Mike Anello: degree in finance from the Mendoza College of Business.
- S Ray Herring: degree in sociology from the College of Arts and Letters.
- S Kyle McCarthy: degree in finance from the Mendoza College of Business.
- LB Scott Smith: degrees in management from the Mendoza College of Business and sociology from the College of Arts and Letters.
- WR Barry Gallup: degree in finance from the Mendoza College of Business.
- OG Chris Stewart: degree in history from the College of Arts and Letters.
- Notre Dame's eight graduates is tied with Auburn, Penn State, Texas Tech, UNLV, Miami, Fla. and East Carolina for the fourth-most graduates on a 2009 FBS roster.

YOUNG PUPS NOW GROWING UP

- Notre Dame had 20 scholarship players make their respective Irish debuts in the season opener against Nevada. That group included seven freshmen and 12 more sophomores for a total of 19 first-year players.
- The Irish have already had 15 different players start on defense. Of those 15 players, 10 have at least one year of eligibility remaining and six have at least two years remaining.
- Notre Dame has a tremendous amount of experience on its offensive line. The Irish have a total of 130 combined starts amongst six different players. As experienced as Notre Dame's front line is on the offensive side of the ball, the defensive line is equally inexperienced. Sophomore DE **Kapron Lewis-Moore** made his first career start against Michigan State and sophomore DT **Ethan Johnson** made just his seventh career start.
- Of the 24 players that started the Sheraton Hawai'i Bowl (including punter and placekicker), 18 players return in 2009 and 11 of those players have at least two seasons of eligibility remaining.
- Entering the game at Purdue, Notre Dame was the only offense among all 120 FBS schools that had a running back rank among the top 20 in rushing yards per game (Armando Allen), two wide receivers rank among the top 20 in receiving yards per game (**Michael Floyd**, **Golden Tate**) and a quarterback rank among the top 20 in passing yards per game (**Jimmy Clausen**). All four of those players, as well as sophomore TE **Kyle Rudolph**, who leads all FBS tight ends in yards per reception among qualifying receivers, are eligible to return in 2010 and both Floyd and Rudolph have two more years.
- The Irish still managed to come away with a victory on the road against the Boilermakers despite the absence of both Floyd and Allen (each missed the game completely) and a limited Clausen. Notre Dame's depth was on display. The Irish got quality performances from sophomore QB **Dayne Crist** (5-for-10 for 45 yards in the air and four carries for 16 yards on the ground), freshman RB **Theo Riddick** (24-yard rush), sophomore RB **Jonas Gray** (18 yards rushing and 42 yards receiving) and freshman WR **Shaq Evans** (one catch for 12 yards). Crist guided the Irish on both of their first half touchdown drives.

HOW DO THEY STACK UP?

Average weight of the offensive and defensive lines:

Notre Dame OL 315.0 lbs. vs. Boston College DL 265.0 lbs.
Notre Dame DL 275.0 lbs. vs. Boston College OL 305.0 lbs.

Average height of the receivers and the secondaries:

Notre Dame WR/TE 6' 3 1/3" vs. Boston College DB 6' 0 1/2"
Notre Dame DB 6' 1" vs. Boston College WR/TE 6' 3 1/3"

LEAVE NO DOUBT

Notre Dame dominated Nevada in every facet of the game, including, and most importantly, the scoreboard. The 35-point margin of victory was the largest under head coach Charlie Weis and the largest since Sept. 25, 2004 when the Irish defeated Washington 38-3.

Eye On Notre Dame Career Records

Passing Yards

1.	Brady Quinn	11762 (2003-06)
2.	Ron Powlus	7602 (1994-97)
3.	Steve Beuerlein	6527 (1983-86)
4.	Jimmy Clausen	6230 (2007-)
5.	Rick Mirer	5997 (1989-92)
6.	Jarious Jackson	4820 (1996-99)
7.	Joe Theismann	4411 (1968-70)
8.	Terry Hanratty	4152 (1966-68)
9.	Joe Montana	4121 (1975-78)
10.	Blair Kiel	3650 (1980-83)

Passing Yards per Game

1.	Brady Quinn	240.0 (2003-06)
2.	Jimmy Clausen	214.8 (2007-)
3.	Ron Powlus	172.7 (1994-97)
4.	Terry Hanratty	159.7 (1966-68)
5.	Steve Beuerlein	155.4 (1983-86)
6.	Joe Montana	152.6 (1975-78)

Passing Touchdowns

1.	Brady Quinn	95 (2003-06)
2.	Ron Powlus	52 (1994-97)
3.	Jimmy Clausen	46 (2007-)
4.	Rick Mirer	41 (1989-92)
5.	Jarious Jackson	34 (1996-99)
6.	Joe Theismann	31 (1968-70)
7.	Angelo Bertelli	28 (1941-43)
8.	Terry Hanratty	27 (1966-68)
	Steve Beuerlein	27 (1983-86)
10.	Bob Williams	26 (1948-50)

Lowest INT Percentage

1.	Brady Quinn	2.43 (39 of 1602), 2003-06
2.	Ron Powlus	2.78 (27 of 969), 1994-97
3.	Jimmy Clausen	2.85 (25 of 876), 2007-
4.	Carlisle Holiday	2.99 (12 of 401), 2001-04
5.	Rick Mirer	3.29 (23 of 698), 1989-92
6.	Kevin McDougal	3.33 (6 of 180), 1990-93
7.	Jarious Jackson	3.91 (21 of 536), 1996-99

Receptions (Running Back)

1.	Darius Walker	109 (2004-06)
2.	Armando Allen	86 (2007-)
3.	Allen Pinkett	73 (1982-85)
4.	Bob Gladieux	72 (1966-68)
5.	Joseph Heap	71 (1951-54)
6.	Mark Green	61 (1985-88)
7.	Autry Denson	53 (1995-98)
8.	Jim Morse	52 (1954-56)
9.	Marc Edwards	46 (1993-96)
10.	Nick Eddy	44 (1964-66)

Games with 100 Yards Receiving

1.	Tom Gatewood	13 (1969-71)
2.	Golden Tate	10 (2007-)
3.	Derrick Mayes	9 (1992-95)
	Jeff Samardzija	9 (2003-06)
5.	Maurice Stovall	7 (2002-05)
6.	Michael Floyd	6 (2008-)
	Jim Seymour	6 (1966-68)
	Tim Brown	6 (1984-87)
9.	Rhema McKnight	5 (2002-06)
10.	Jack Snow	4 (1962-64)
	Tony Smith	4 (1989-91)
	Malcolm Johnson	4 (1995-98)

Eye On Notre Dame Career Records

Receiving Yards

1. Jeff Samardzija.....	2593 (2003-06)
2. Derrick Mayes.....	2512 (1992-95)
3. Tim Brown.....	2493 (1984-87)
4. Tom Gatewood.....	2283 (1969-71)
5. Rhema McKnight.....	2277 (2002-06)
6. Maurice Stovall.....	2195 (2002-05)
7. Jim Seymour.....	2113 (1966-68)
8. Golden Tate.....	1930 (2007-)
9. Tony Hunter.....	1897 (1979-82)
10. Ken MacAfee.....	1759 (1974-77)

Receiving Yards per Game

1. Jim Seymour.....	81.3 (1966-68)
2. Michael Floyd.....	76.9 (2008-)
3. Tom Gatewood.....	76.1 (1969-71)

Touchdown Receptions

1. Jeff Samardzija.....	27 (2003-06)
2. Derrick Mayes.....	22 (1992-95)
Rhema McKnight.....	22 (2002-06)
4. Tom Gatewood.....	19 (1969-71)
5. Maurice Stovall.....	18 (2002-05)
6. Golden Tate.....	17 (2007-)
7. Jim Seymour.....	16 (1966-68)
8. Ken MacAfee.....	15 (1974-77)
9. Michael Floyd.....	12 (2008-)
Tim Brown.....	12 (1984-87)
Bobby Brown.....	12 (1996-99)

Total Plays

1. Brady Quinn.....	1856 (2003-06)
2. Ron Powlus.....	1201 (1994-97)
3. Steve Beuerlein.....	1027 (1983-86)
4. Jimmy Clausen.....	1024 (2007-)
5. Rick Mirer.....	951 (1989-92)
6. Allen Pinkett.....	892 (1982-85)
7. Joe Theismann.....	807 (1968-70)
8. Jarious Jackson.....	787 (1996-99)
9. Blair Kiel.....	774 (1980-83)
10. Tom Clements.....	760 (1972-74)

Total Yards

1. Brady Quinn.....	11944 (2003-06)
2. Ron Powlus.....	7479 (1994-97)
3. Rick Mirer.....	6691 (1989-92)
4. Steve Beuerlein.....	6459 (1983-86)
5. Jimmy Clausen.....	5921 (2007-)
6. Jarious Jackson.....	5777 (1996-99)
7. Joe Theismann.....	5432 (1968-70)
8. Tony Rice.....	4882 (1986-89)
9. Terry Hanratty.....	4738 (1966-68)
10. Tom Clements.....	4664 (1972-74)

Total Offense Yards per Game

1. Brady Quinn.....	243.8 (2003-06)
2. Jimmy Clausen.....	204.2 (2007-)
3. Joe Theismann.....	187.3 (1968-70)
4. Terry Hanratty.....	182.2 (1966-68)
5. Rick Mirer.....	159.3 (1989-92)
6. Steve Beuerlein.....	153.8 (1983-86)

Points Responsibility per Game

1. Brady Quinn, 2003-06.....	(606 in 49) 12.4
2. Terry Hanratty, 1966-68.....	(264 in 26) 10.2
3. Jimmy Clausen, 2007-.....	(294 in 29) 10.1

Notre Dame Offensive Notes

IRISH GIVE STOUT USC DEFENSE ITS TOUGHEST TEST

► No. 4 USC entered the game with Notre Dame ranked among the top 10 in the FBS in the following categories: Here is an interesting look at how the Irish fared against the Trojans in those specific categories.

Category	National Rank	Actual	Notre Dame
Rushing Defense	5th	64.80	82
Pass Efficiency Defense	8th	90.01	122.0
Total Defense	6th	238.60	367
Scoring Defense	4th	8.60	27

► The Trojans had allowed 73 first downs over their first five games, good for an average of 14.6 per game. Notre Dame racked up 27 first downs -- the most for an Irish team against USC since 2005. In fact, the Trojans had not allowed that many first downs to an opponent since that same game.

► USC had not allowed a single passing touchdown over its first five games, but junior QB **Jimmy Clausen** tossed a pair.

► The Trojans' red zone defense had been almost impenetrable heading into last week's contest. USC had surrendered just three touchdowns over its opponents 13 red zone chances. The Irish equalled that output and nearly surpassed it on the game's final drive.

► Notre Dame totaled 27 points against USC. No team has scored more against the Trojans since Nebraska totaled 31 on Sept. 15, 2007.

► The Irish also passed for 285 yards against the Trojans, the most USC has yielded in a game since Illinois totaled 301 on January 1, 2008 in the Rose Bowl.

► The Notre Dame offense only had a pair of three-and-outs against USC. No opponent had fewer three-and-outs against the Trojans since Oregon State had just one in last year's meeting.

CHARLIE AND THE IRISH OFFENSIVE FACTORY

► Fifth year head coach Charlie Weis came to Notre Dame with a tremendous reputation as one of the premier offensive minds in all of the NFL. The Irish saw immediate results in 2005, setting 11 school records, including passing yards (3,963), touchdown passes (32, bested in 2006 and equalled in 2008), total offense yards (5,728) and total points (440). Notre Dame has surpassed the 40-point barrier on 12 different occasions in Weis' 56 games as head coach. Prior to his arrival, Notre Dame had eclipsed 40 points just nine times in its previous 97 contests. In addition, the Irish had 83 separate 100-yard receiving games over its first 116 seasons of football, but Notre Dame has had 35 under Weis. To put those numbers in perspective, Notre Dame averaged a 100-yard receiving effort every 13 games before Weis. Under Weis, the Irish are recording a 100-yard receiving effort a little better than every other game.

► Junior QB **Jimmy Clausen** recently passed for at least 300 yards in four consecutive games, a first in Notre Dame history. It began with 401 at Hawaii last December, followed by efforts of 315 (Nevada), 336 (Michigan) and 300 (Michigan State) this season. Former All-American QB Brady Quinn, another Weis protege, had three consecutive 300 yard passing games during his record setting 2005 season.

► Clausen threw for a career-high 422 yards and junior WR **Golden Tate** added a career-high 244 yards receiving in Notre Dame's overtime victory over Washington. Clausen and Quinn, both under Weis, are the only two Irish quarterbacks to eclipse 400 yards passing more than once in a career. Clausen and Tate's efforts rank seventh and second, respectively, on the all-time passing yards and receiving yards list in Notre Dame single-game history.

► In fact, eight of the top 10 single-game passing efforts and four of the top 10 single-game receiving efforts have come under Weis.

► Notre Dame racked up a season-high 530 yards of total offense against Washington. The 530 yards are the most for the Irish since they rolled up 663 yards at Stanford to close the 2005 regular season. Notre Dame has registered 500 or more yards of total offense in nine different games under Weis (a span of 56 games). The Irish managed 500 yards or more of total offense nine times over the previous 109 games before his arrival.

Notre Dame Coaching Staff Locations



Charlie Weis
Sidelines



Frank Verducci
Sidelines



Jon Tenuta
Press Box



Tony Alford
Sidelines



Corwin Brown
Sidelines



Rob Ianello
Press Box



Randy Hart
Sidelines



Bernie Parmalee
Press Box



Brian Polian
Sidelines



Ron Powlus
Sidelines



Brian White
Press Box



Bryant Young
Sidelines

- ▶ Notre Dame has had 10 players register 54 or more receptions in a single season. Six of those 10 players have come during the Weis era, including former All-American WR Jeff Samardzija's school record of 78 in 2006.
- ▶ Five of the top eight best individual receiving yard seasons have come under Weis.
- ▶ Notre Dame had eclipsed 5,000 total yards in a season just seven times over its 119 years of football entering 2009. The Irish have registered 5,000 yard seasons twice under Weis. The 2009 edition is well on its way to giving Weis a third season with 5,000 or more total yards.

MORE ON WEIS' OFFENSE

- ▶ Notre Dame has registered three of its top four passing seasons in school history under Weis. The Irish averaged 330.3 yards (1st) in the air in 2005, 264.7 (2nd) in 2006 and 245.4 (4th) in 2008. Notre Dame has averaged 315.8 yards per game passing so far in 2009.
- ▶ The Irish have eclipsed 475 or more total yards in 12 games under Weis, including four of Notre Dame's last seven games (Notre Dame still managed 437 yards in one of those contests). Weis has served as offensive coordinator and play caller for each of those games.
- ▶ Notre Dame racked up 27 first downs against Michigan and USC - the most by an Irish squad since Oct 7, 2006 against Stanford.
- ▶ The Irish followed up the offensive outburst against Michigan with an equally impressive output against Michigan State. Notre Dame registered 25 more first downs.
- ▶ The Irish have recorded 125 first downs over their last five games (Michigan, Michigan State, Purdue, Washington and USC). Notre Dame has not produced more first downs in five consecutive games since Sept. 30, Oct. 7, Oct. 21, Oct. 28 and Nov. 3 of 2006 against Purdue, Stanford, UCLA, Navy and North Carolina (130).

POINTS A PLENTY

- Notre Dame scored 33 or more points in four consecutive games and each of its first three games in 2009 (streak ended against Purdue). The last time a Notre Dame team scored at least 33 points in three games to open the season was the 1943 national championship season that began with victories of 41-0 over Pittsburgh, 55-13 over Georgia Tech and 35-12 over #2 Michigan.
- ▶ The Irish have not had a longer streak of consecutive 30+ point games since setting the school record of eight straight games during the 2005 season.
 - ▶ Notre Dame set a school record in 2005 under Weis with 10 games of 30 or more points. The previous school record was nine such games by the 1991 Irish.
 - ▶ Notre Dame is averaging 31.7 points per game in 2009. It is a major improvement when you consider the Irish averaged just 16.4 in 2007 and 24.7 in 2008.

IRISH OFFENSE TAKING FORM

- ▶ Notre Dame piled up 510 and 490 yards, respectively, over its first two games of this season. The 1,000 total yards were the most for the Irish in consecutive weeks since they compiled 1,083 yards on Nov. 19 (Syracuse, 420) and Nov. 26 (at Stanford, 663) of 2005. In fact, it is the most total yards over the first two weeks of a season since the Irish registered 1,051 yards of total offense to open the 1974 campaign.
- ▶ Notre Dame's offense has gotten out to fast starts this year as well, scoring on 19 of 34 first half possessions (12 touchdowns, seven field goals).
- ▶ Notre Dame ranks fourth in the nation in passing efficiency. The Irish have a 162.6 quarterback rating. Notre Dame also ranks 14th in time of possession (32:08), seventh in total first downs (145), seventh in passing offense (315.8) and 12th in total offense (452.8).
- ▶ Prior to sophomore WR **Michael Floyd** and junior RB **Armando Allen's** injuries that caused each to miss the Purdue game (Floyd could also miss the rest of the regular season), Notre Dame was the only offense among all 120 FBS schools that had a running back rank among the top 20 in rushing yards per game, two wide receivers rank among the top 20 in receiving yards per game and a quarterback rank among the top 20 in passing yards per game. Floyd ranked seventh (119.33 ypg), junior QB **Jimmy Clausen** ranked eighth (317.0 ypg), Allen ranked tied for 15th (108.67 ypg) and junior WR **Golden Tate** ranked 20th (100.33 ypg).
- ▶ The quartet has also made its fair share of big plays already in 2009. Clausen has 25 completions over 20 yards, Tate has nine 20+ yard receptions, Floyd has collected six passes over 20 yards and Allen has ripped off 12 runs of at least 10 yards. Sophomore **Kyle Rudolph** has even added four receptions over 20 yards from the tight end position.
- ▶ Notre Dame did not have a single three-and-out in the victory over Michigan State. In fact, the Irish had just four three-and-outs over their first three games and three came against Michigan.

THE LONG MARCHES

The Irish have produced numerous long scoring drives during 2009. Throw out Notre Dame's one touchdown drive after senior SS **Kyle McCarthy's** interception in Michigan territory and its other touchdown drive after junior DB **Gary Gray's** interception in USC territory, Notre Dame has traversed an average of 73.0 yards on its 20 conventional touchdown drives. Those drives have averaged 7.1 plays and include 13 drives of 70 or more yards and four of 80 yards or longer. Here's the breakdown:

- Nevada:** 67 yards on 12 plays, 78 yards on nine plays, 79 yards on two plays, 80 yards on eight plays and 99 yards on four plays.
- Michigan:** 76 yards on seven plays, 69 yards on seven plays and 80 yards on 14 plays.
- Michigan State:** 84 yards on four plays, 55 yards on five plays, 70 yards on six plays and 73 yards on eight plays.
- Purdue:** 73 yards on nine plays, 62 yards on seven plays and 72 yards on 12 plays.
- Washington:** 78 yards on three plays, 63 yards on five plays.
- USC:** 56 yards on nine plays, 78 yards on four plays and 68 yards on seven plays

IRISH OFFENSE QUICK OUT OF THE BLOCKS

- ▶ Over Notre Dame's first four games, the Irish averaged 264.3 net offensive yards in the first half (1,057 total), compared to 190.8 in the second half (763 total), but that trend has changed the past two games against Washington and USC.
- ▶ Notre Dame has averaged 186.0 net offensive yards in the first half (372 total), compared to 262.5 in the second half (525 total) against the Huskies and Trojans.

Eye On Notre Dame Career Records

Tackles - Defensive Back

1.	Tom Zbikowski	300 (2004-07)
2.	Jim Browner	228 (1976-78)
3.	AJani Sanders	225 (1996-99)
4.	David Bruton	214 (2005-08)
5.	Brian Magee	206 (1992-95)
6.	Deke Cooper	203 (1997-99)
7.	Kyle McCarthy	193 (2005-)
8.	Jeff Burris	189 (1991-93)
9.	Stacey Toran	184 (1980-83)
	John Covington	184 (1990-93)

Most Consecutive Field Goals

1.	Mike Johnston	Michigan 1982 - Oregon 1982	13
2.	Nick Tausch	Michigan 2009 - Present	10
	John Carney	Navy 1984 - Michigan 1985	10
4.	Nicholas Setta	USC 2000 - USC 2001	9
	Nicholas Setta	Washington State 2003 - Purdue 2003	9
	D.J. Fitzpatrick	Navy 2003 - BYU 2004	9
7.	Chuck Male	Miami 1978 - Georgia Tech 1978	8
	Chuck Male	Michigan 1979 - Michigan State 1979	8
	John Carney	Air Force 1986 - Penn State 1986	8

Extra Points Percentage (min. 50 made)

1.	Nicholas Setta, 2000-03	104-105 (99.0)
2.	Brandon Walker, 2007-	61-62 (98.4)
3.	Craig Hentrich, 1989-92	177-180 (98.3)
4.	Mike Johnston, 1980-83	53-54 (98.1)
5.	Bob Thomas, 1971-73	98-101 (97.0)
6.	D.J. Fitzpatrick, 2002-05	103-107 (96.3)

Kickoff Returns

1.	Julius Jones	72-1678 (1999-2001, '03)
2.	Tim Brown	69-1613 (1984-87)
3.	Armando Allen	54-1247 (2007-)
4.	Jim Stone	49-1079 (1977-80)
5.	Vontez Duff	47-1230 (2000-03)
	Tony Driver	47-1083 (1997-2000)
7.	Raghib Ismail	46-1271 (1988-90)
8.	Golden Tate	44-909 (2007-)
9.	Terry Eurick	32-739 (1974-77)

Kickoff Return Yards

1.	Julius Jones	72-1678 (1999-2001, '03)
2.	Tim Brown	69-1613 (1984-87)
3.	Raghib Ismail	46-1271 (1988-90)
4.	Armando Allen	54-1247 (2007-)
5.	Vontez Duff	47-1230 (2000-03)
6.	Tony Driver	47-1083 (1997-2000)
7.	Jim Stone	49-1079 (1977-80)
8.	Golden Tate	44-909 (2007-)
9.	Allen Rossum	29-891 (1994-97)
10.	Emmett Mosley	30-778 (1993-96)
	Clint Johnson	27-778 (1990-93)

Total Kick/Punt Return Yards

1.	Julius Jones	2104 (1678, 426); 1999-03
2.	Tim Brown	2089 (1613, 476); 1984-87
3.	Vontez Duff	1955 (1230, 725); 2000-03
4.	Raghib Ismail	1607 (1271, 336); 1988-90
5.	Allen Rossum	1318 (891, 427); 1994-97
6.	Armando Allen	1313 (1247, 66); 2007-
7.	Tony Driver	1083 (1083, 0); 1997-00
8.	Jim Stone	1079 (1079, 0); 1977-80
9.	Golden Tate	1064 (909, 155); 2007-

Milestone Games In 2009

100-Yards Rushing

*Armando Allen	139 (at Michigan)
Armando Allen	115 (Michigan State)

100-Yards Receiving

*Golden Tate	244 (Washington)
*Michael Floyd	189 (Nevada)
Michael Floyd	131 (at Michigan)
Golden Tate	127 (Michigan State)
Golden Tate	117 (USC)
Golden Tate	115 (at Michigan)

400-Yards Passing

*Jimmy Clausen	422 (Washington)
----------------	------------------

300-Yards Passing

Jimmy Clausen	336 (at Michigan)
Jimmy Clausen	315 (Nevada)
Jimmy Clausen	300 (Michigan State)

Multiple Touchdowns

Jimmy Clausen vs. Nevada	4 (passing)
Jimmy Clausen at Michigan	3 (passing)
*Michael Floyd vs. Nevada	3 (receiving)
Jimmy Clausen vs. USC	3 (2 passing, 1 rushing)
Golden Tate vs. USC	2 (receiving)
Jimmy Clausen vs. Washington	2 (passing)
Jimmy Clausen vs. Michigan State	2 (passing)
Armando Allen vs. Michigan State	2 (passing, rushing)
Golden Tate at Michigan	2 (receiving)

* - individual career highs (or tying)

Conference Call

► This season, Notre Dame faces teams from five different conferences. Here's a look at the conference breakdown for the 12 Irish opponents in 2009:

Pac-10 (4): Stanford, Washington, Washington State, USC

Big Ten (3): Michigan, Michigan State, Purdue

BIG EAST (2): Pittsburgh, Connecticut

ACC (1): Boston College

WAC (1): Nevada

Independents (1): Navy

► Notre Dame has had great overall success against the major conferences in the country, including the ACC, of which Boston College is a member:

Conference	Winning %
Western Athletic	1.000
Conference USA	.885
Mountain West	.778
BIG EAST	.715
Atlantic Coast	.704
Big 12	.667
Big Ten	.654
Pac-10	.646
SEC	.618

Game	1st Half	2nd Half	Total	Difference
Nevada	300	210	510	-90
at Michigan	302	188	490	-114
Michigan State	218	219	437	+1
at Purdue	237	146	383	-91
Total	1,057	763	1,820	-294

Game	1st Half	2nd Half	Total	Difference
Washington	251	*279	*530	+28
USC	121	246	367	+125
Total	372	*525	*897	+153

* includes stats from overtime period against Washington

- Notre Dame has averaged 238.2 net offensive yards in the first half (1,429 total), compared to 214.7 in the second half (1,288 total).
- The Irish were even more impressive in the opening 15 minutes of their first three games. Notre Dame totaled 131, 142 and 152 yards of total offense in the opening quarter of its first three games this season against Nevada, Michigan and Michigan State.
- Notre Dame out gained Purdue, 169-64, in total yards in the second quarter and 134 yards to two yards on the ground.
- Notre Dame also out gained USC, 133-55, in the fourth quarter.

NOTRE DAME GROUND GAME TAKES OFF IN "LEPRECAT" FORMATION

- The Irish have broken out their version of the wildcat formation in 2009. Notre Dame lined up in the "leprecat" formation (direct snap to junior WR **Golden Tate**) five times in the second quarter against Purdue. The Irish rambled for 46 yards out of the formation, including Tate's 14-yard touchdown run to grab a 17-7 second quarter lead. Notre Dame averaged 9.2 yards per carry out of the formation against the Boilermakers, registering three rushes of 13 yards or longer, including freshman HB **Theo Riddick's** 24-yard rush.
- Notre Dame used the formation to supreme efficiency in the victory over Michigan State as well. Junior HB **Armando Allen** not only raced 13 yards up the middle for a touchdown on a direct snap in the first quarter, but he added a touchdown pass to senior WR **Robby Parris** out of the formation in the third quarter.

IRISH RUNNING GAME REAPING MAJOR BENEFITS FROM EXPERIENCED OFFENSIVE LINE

Notre Dame posted its two worst rushing seasons in school history in 2007 (75.25 ypg) and 2008 (109.69 ypg), but the Irish have made significant strides in 2009. Notre Dame is averaging 137.0 yards per game on the ground this season. Here is an interesting comparison of the 2009 rushing attack to last season's effort after six games (excluding sacks and QB rushes):

2009	Category	2008
860	Rushing Yards	623
5.0	Average Per Rush	4.0
26	Rushes for 10+ yards	16
7	Rushing Touchdowns	5

- Notre Dame's wide outs and running backs had just two negative rushes against Michigan State. Junior WR **Golden Tate** was tackled for a one-yard loss on a reverse and junior RB **Armando Allen** had a minus four-yard rush when he was brought down after colliding with Tate. The Irish equalled that total on their first two carries of the game against the Spartans in 2008.
- The Irish struggled mightily on the ground against both Michigan and Michigan State in 2008, but rebounded with impressive efforts against each in 2009 (again, excluding sacks and QB rushes). The Spartans had allowed just 2.2 yards per rush over their first two games.

	2009 (vs. Michigan)	2008 (vs. Michigan)	2009 (vs. MSU)	2008 (vs. MSU)
Carries	28	30	28	16
Rushing Yards	154	111	138	54
Yards Per Rush	5.5	3.7	4.9	3.4

- Notre Dame managed just two yards on six rushes in the first quarter against Purdue, but rumbled for 136 yards on 16 carries in the second quarter. The Irish used four different ball carriers (Tate, Theo Riddick, Dayne Crist and Robert Hughes) in that second quarter.
- The Irish outgained the Boilermakers, 169-64, in the second quarter.
- Notre Dame registered six rushes for at least 10 yards in first half against Purdue. In fact, each of the six carries for 10+ yards came in the second quarter. The Irish had 14 such carries over their first three games combined. Notre Dame finished the night with six 10+ yard rushes (which tied the season-high total set against Michigan).
- Notre Dame called 15 rushing plays out of the 16 plays called during its back-to-back touchdown drives covering 73 and 62 yards in the second quarter. The final 13 plays in those two combined drives were runs. The lone pass attempt, by Crist, fell incomplete.
- Crist's 16 yards gained came on a quarterback misdirection keeper on his first play in the second quarter. That was the longest run by a Notre Dame quarterback since Brady Quinn had a 60-yard scamper in a 44-24 loss at USC in 2006.
- Notre Dame officially rushed for 108 yards against Washington, but the Irish really performed much better. The Irish were hindered by three sacks of Clausen, two of which occurred when he simply slipped on the wet field. Notre Dame had 140 yards on 21 carries excluding those sacks.
- Notre Dame has out rushed both Nevada, Michigan State and Purdue this season and not coincidentally, the Irish are 3-0 in those contests. In fact, since Weis arrived in South Bend, Notre Dame is 18-0 when out rushing its opponent.

► USC entered the contest with Notre Dame ranked fifth in the FBS in rushing defense, allowing just 64.8 yards per game on the ground and even more impressive, just 2.0 yards per rush. The Irish did managed to rush for 82 yards and 110 if you take out the sacks allowed. Junior RB Armando Allen averaged 4.2 yards per carry on his 12 rushes (51 yards).

IRISH EFFICIENT ON FIRST & SECOND DOWN

► Notre Dame has a 70.5% completion percentage (67-for-95) on first down. Junior QB **Jimmy Clausen** is 63-for-89 (70.8%) for 30 first downs and four touchdowns on first down. The Irish (43-for-67, 64.2%) and Clausen (40-for-61, 65.6%) are nearly as good on second down.

► Junior RB **Armando Allen** is averaging 5.0 yards per carry, including 6.7 yards per carry on second down. He has recorded 13 first downs and one touchdown on 30 carries on second down. The Irish, which average 3.9 yards per carry as a team, are ripping off 6.5 yards per rush on second down.

► Allen has also proven he is able to advance the chains on third down. He is averaging 3.3 yards per carry for nine first downs on third down. He is 7-for-9 on third down and short (two yards or less) on the season. In fact, Allen is averaging 3.9 yards per carry on third and short. As a team, Notre Dame has converted 11 of its 17 third down and short rushing plays.

► Junior RB **Robert Hughes** and junior WR **Golden Tate** are averaging 4.5 and 6.6 yards per rush on first down. Hughes has added a 6.8 yards per carry average on second down.

WHO TO LOOK TO ON THIRD DOWN?

Notre Dame has converted 30 of its 76 (39.5%) third down attempts this season. Senior WR **Robby Parris** and junior WR **Golden Tate** have each registered four first down receptions on third down plays. In fact, of Parris' 16 catches this season, six have produced an Irish first down on third or fourth down, including a trio of third and fourth or 10+ plays.

RED-ZONE REPORT

► Notre Dame and its 2009 opponents could not have less similar red-zone success, with the Irish totaling 127 red-zone points (converting 22-of-25 chances, 88.0%) while its opponents have combined for a lower red-zone point total (95) and conversion rate (16-of-22, 72.7%). The Notre Dame defense has allowed 12 red zone touchdowns (in 22 opponent chances) while the Irish offense has cashed in 15 touchdowns after crossing the opponent's 20-yard line (in 25 chances).

► The only three drives in which Notre Dame failed to produce points when entering the red zone came against Michigan, Purdue and USC. The Irish took the opening kick and marched 69 yards, but missed a 28-yard field goal against the Wolverines. Against the Boilermakers, Notre Dame's final drive came when the Irish recovered a Purdue fumble at the nine-yard line with three seconds left in regulation. Notre Dame took a knee to secure the victory. The Irish marched 17 plays and 74 yards to the USC four-yard line in the final seconds of the game, but were unable to score the game-tying touchdown.

► Notre Dame entered the Washington contest with 10 touchdowns in its previous 15 drives into the red zone, but the Irish managed only field goals on their first four red zone chances against the Huskies. On the other hand, Washington registered touchdowns on its first two red zone chances.

► In fact, Notre Dame had first-and-goal on three separate occasions against Washington and failed to register a touchdown on any of those opportunities.

► The Huskies were denied on their third red zone attempt of the game when Notre Dame stuffed Washington on consecutive quarterback sneaks on third and fourth down and goal from the one-yard line late in the third quarter. The Huskies were held to a field goal late in the fourth quarter due to an Irish goal-line stand. The Huskies ran six offensive plays from inside the Irish six-yard line, including five inside the two-yard line, but were not able to score a touchdown.

► The other drives for Notre Dame that entered the red zone and did not result in a touchdown came against Michigan and Michigan State. The Irish drove to the Wolverine 17-yard line before settling for a field goal (Notre Dame did have a touchdown overturned on the drive). Notre Dame also kicked a field goal against the Spartans after driving down to the MSU one-yard line before a fumble on third down forced the field goal.

► Despite scoring five touchdowns in the 2009 opening win over Nevada, Notre Dame ventured into the "red zone" just twice (other three touchdowns, all by sophomore WR **Michael Floyd**, came from 24, 70 and 88 yards out). The Irish scored two touchdowns in red zone chances against the Wolf Pack, which marched inside the Irish 20 three times and failed to score a single point.

► Michigan and Michigan State each scored three touchdowns on four red zone attempts.

► Purdue made just one trip into the red zone, but walked away with a touchdown.

► Notre Dame in 2008 came away with points in 31 of 44 red-zone chances (70.5 percent) – including touchdowns on 52.2 percent – while opponents posted points on 81.8 percent of their chances, but barely half of the opposing chances, 22 of 44, produced touchdowns.

Notre Dame in 2009	Category	2009 Opponents
25	Red-Zone Chances	22
7	Passing TDs	6
8	Rushing TDs	6
15	Total TDs	12
.600 (15/25)	TD Pct.	.545 (12/22)
7	FGs Made	4
1/0	FGs Missed/Blocked	2/0
0/0/0	Downs/Interceptions/Fumbles	2/1/1
127	Total Points (TD-6, FG-3)	95
.880 (22/25)	Scoring Pct.	.727 (16/22)

Notre Dame "Money" Plays

MONEY RUSHERS

	1st	TD	No.	Att.
Armando Allen	30	3	32	83
Robert Hughes	7	3	10	36
Jimmy Clausen	7	1	8	19
Golden Tate	5	1	5	14
Dayne Crist	2	0	2	3
Jonas Gray	2	0	2	25
James Aldridge	2	0	2	5
Theo Riddick	2	0	2	7
Duval Kamara	1	0	1	1
John Goodman	1	0	1	1
Totals	59	8	65	197

MONEY RECEPTIONS

	1st	TD	No.	Rec.
Golden Tate	26	6	27	41
Kyle Rudolph	11	3	12	24
Michael Floyd	12	5	12	13
Robby Parris	8	1	9	16
Armando Allen	5	0	5	12
Shaquelle Evans	4	0	4	7
Duval Kamara	3	0	3	9
Jonas Gray	2	0	2	4
Deion Walker	1	0	1	1
Robert Hughes	1	0	1	5
Bobby Burger	1	0	1	1
Totals	74	15	77	134

3RD DOWN MONEY RUSHERS

	1st	TD	No.	Att.
Armando Allen	9	0	9	15
Robert Hughes	2	0	2	5
Golden Tate	2	0	2	3
Jimmy Clausen	1	0	1	5
James Aldridge	1	0	1	1
Dayne Crist	1	0	1	1
Totals	16	0	16	32

3RD DOWN MONEY RECEPTIONS

	1st	TD	No.	Rec.
Robby Parris	4	0	4	4
Golden Tate	4	1	4	4
Michael Floyd	2	1	2	2
Kyle Rudolph	2	1	2	3
Bobby Burger	1	0	1	1
Armando Allen	1	0	1	2
Totals	14	3	14	21

4TH DOWN MONEY RUSHERS

	1st	TD	No.	Att.
Armando Allen	1	0	1	2
James Aldridge	1	0	1	1
Jimmy Clausen	1	0	1	1
Totals	3	0	3	5

4TH DOWN MONEY RECEPTIONS

	1st	TD	No.	Rec.
Robby Parris	2	0	2	2
Kyle Rudolph	0	1	1	1
Totals	2	1	3	3

Money plays result in either a first down, touchdown or both.

**Fighting Irish
In The NFL**

AFC	NFC
Baltimore Ravens SS Tom Zbikowski	Arizona Cardinals DE Bertrand Berry G/T Mike Gandy
Cincinnati Bengals FS Chinedum Ndukwe OC Dan Santucci^	Carolina Panthers LS J. J. Jansen
Cleveland Browns QB Brady Quinn	Dallas Cowboys CB Allen Rossum
Denver Broncos FS David Bruton OT Ryan Harris RB Darius Walker*	Green Bay Packers RB Ryan Grant
Jacksonville Jaguars OL Jordan Black DT Derek Landri	Minnesota Vikings OC John Sullivan
Kansas City Chiefs LB Corey Mays	New Orleans Saints PK John Carney
Miami Dolphins TE Anthony Fasano	New York Giants DE Justin Tuck
New England Patriots OL Mark LeVoiir#	Philadelphia Eagles DE Victor Abiamiri DT Trevor Laws
Tennessee Titans P/K Criag Hentrich	San Francisco 49ers WR Arnaz Battle
	Seattle Seahawks TE John Carlson RB Julius Jones TE John Owens
	Tampa Bay Buccaneers OC Jeff Faine WR Maurice Stovall
	Washington Redskins P Hunter Smith

^ - injured reserve list
* - practice squad
- physically unable to perform list

NOTRE DAME WINNING TIME-OF-POSSESSION BATTLE

While Notre Dame's offense has been piling up the yardage this season (averaging 452.8 yards per game), it also has won the time of possession battle in five of six games this season (only Washington had the ball longer than the Irish). Overall, Notre Dame averages 32:08 minutes per game with the ball, compared to 27:52 for its opponents. Here is a game-by-game breakdown:

Game	Notre Dame	Opponent	Margin
Nevada	33:40	26:20	+7:20
at Michigan	31:25	28:35	+2:50
Michigan State	34:30	25:30	+9:00
at Purdue	34:25	25:35	+8:50
Washington	27:31	32:29	-4:58
USC	31:11	28:49	+2:22
Total	192:42	167:18	25:24

- ▶ Notre Dame had the ball for 11:40 and ran 21 plays in the third quarter against Purdue. The Boilermakers, on the other hand, had the ball for just 3:20 and ran nine plays. The previous high the Irish had in ball possession during a quarter this season was 10:03 in the second quarter against Nevada in the opener.
- ▶ Washington ran 19 plays and used up 9:19 of the fourth quarter before settling for a field goal to grab a 27-22 lead, but the Irish needed just 1:44 to go 63 yards on five plays to grab a 30-27 lead. The Huskies had 10:39 time of possession in the fourth quarter compared to Notre Dame's 4:21, but the Irish outscored Washington, 11-6, in the period to force overtime.
- ▶ Notre Dame is 3-2 this season and 25-8 under Weis when the Irish win the time of possession battle.
- ▶ The Irish won the time of possession battle with USC, but dominated it in the second half. Notre Dame rolled up 17:10 time of possession compared to 12:50 by the Trojans after halftime.

IRISH DON'T GIVE IT AWAY FOR FREE

- ▶ Since Charlie Weis became head coach at Notre Dame, the top priority of every game has been to win the turnover battle. In games the Irish have won the turnover battle, Notre Dame is 23-9.
- ▶ Last season, the Irish did not commit a turnover in five games. In fact, Notre Dame has not turned the ball over in 16 games since 2005. Here's how that ranks nationally (thanks STATS, LLC):

Most Games with 0 Giveaways in 2008

No.	School
6	Ball State
6	Baylor
6	Florida
6	Oklahoma
5	Notre Dame
5	Four other teams

Most Games with 0 Giveaways since 2005

No.	School
20	West Virginia
18	Florida
17	Notre Dame
17	Ball State
17	Buffalo
16	Memphis

**Career Starts
By Position**

—OFFENSE—

WR	LT	LG	C	RG	RT	TE	WR	QB	FB	HB
Kamara (18)	Young (10)	Olsen (13)	Wenger (15)	Stewart (10)	Young (34)	Rudolph (19)	Tate (21)	Clausen (28)		Allen (16)
Floyd (13)	Duncan (8)	Stewart (6)	Olsen (6)	Robinson (9)	Duncan (10)	Ragone (3)	West (7)	Sharpley (2)		Aldridge (6)
Parris (7)				Olsen (6)			Goodman (1)			Hughes (4)
				Wenger (3)						Gray (1)

—DEFENSE—

DE	DT	NT	DE	SAM	MIKE	WILL	CB	SS	FS	CB
Lewis-Moore (2)	Johnson (8)	Williams (13)	Ryan (9)	Neal (14)	Smith, B. (9)	Smith, B. (9)	Walls (17)	McCarthy (19)	Brown (9)	Blanton (9)
	Lewis-Moore (2)	Johnson (2)	Neal (5)	Ryan (10)	Smith, T. (6)	Te'o (4)	McNeil (15)	Smith, H. (2)	Smith, H. (6)	Gray (1)
			Fleming (6)	Smith, H. (7)				Herring (1)	McCarthy (1)	
				Fleming (2)						

► Quite often in a season opener a team is sloppy in terms of penalties and turnovers, but the Irish committed just three penalties and did not commit a single turnover. Notre Dame was one of two schools in the county among FBS teams that had fewer than three penalties and no turnovers on opening day. In addition, only seven FBS schools had fewer penalties in its season opener than the Irish.

TURNING OVER A NEW LEAF

► The Irish are t-18th in the nation with a +0.83 turnover ratio. Just three FBS squads have fewer turnovers than Notre Dame's five: Cincinnati 4, Air Force 4 and Oregon State 4. Two of those Irish turnovers were long desperation tosses near the end of the first half and the other interception was a perfect pass that slipped through the hands of junior RB **Armando Allen** and into the hands of a Washington defender.

► Notre Dame has two fumbles lost all season. The only three schools in the FBS with fewer fumbles lost are Cincinnati 0, Miami, Fla. 1 and Colorado State 1. The school record for fewest fumbles lost in a season is four by the 2000 Irish. The 1993 Irish lost just five fumbles.

► The NCAA record for fewest season turnovers is eight, held by Clemson in 1940, Miami (Ohio) in 1966 and Notre Dame in 2000. Prior to that record setting 2000 campaign, Notre Dame's record for fewest turnovers in a season was 10 in 1993 with the 1997 team third-best (13).

AGAINST THE WOLVERINES

► Michigan scored the winning touchdown with 11 seconds remaining in the game. It marked the third meeting between the two rivals where the deciding points were scored with less than 12 seconds to go in the contest. The Wolverines last captured a meeting decided so late into the contest in 1994 when Remy Hamilton kicked a field goal with two seconds left to secure a 26-24 victory in Notre Dame Stadium.

► Junior QB **Jimmy Clausen's** 336 yards were the most ever by an Irish signal caller against Michigan.

► Notre Dame racked up 27 first downs and 490 yards on the afternoon, the most ever by an Irish squad in the all-time series with the Wolverines.

► Sophomore WR **Michael Floyd's** 131 yards against Michigan set a school record for receiving yards by an Irish player in the series with the Wolverines. The previous record was 127 set last season by junior WR **Golden Tate**.

► Tate's nine receptions are the most by an Irish player in the all-time series with the Wolverines, besting the previous high of seven set by three different players (most recently Darius Walker in 2006).

► Tate also tied five other Irish players (most recently junior RB **Robert Hughes** in 2008) with the most touchdowns against the Wolverines in the series.

► Notre Dame managed just 10 first downs and 79 total yards on 55 plays in the 2007 meeting with Michigan, the last trip to Ann Arbor for the Irish. Notre Dame registered 15 first downs and piled up 302 yards on 37 plays, good for an average of 8.2 per play in the first half.

► The Irish were also held to minus-seven yards on 33 carries in that meeting. Notre Dame rushed for 112 yards on 19 carries, good for a 5.9 average, in the first half.

IRISH OFFENSE ROLLS IN SEASON OPENER AGAINST NEVADA

► Notre Dame finished with 510 yards of total offense, the most since recording 663 yards at Stanford on Nov. 26, 2005.

► The Irish recorded those 510 yards on just 61 plays, good for an average of 8.36 yards per play (best in the Charlie Weis era).

► Notre Dame set new highs for the Weis era in most passing yards per attempt (16.6), yards per completion (19.5), highest passing efficiency (290.44) and yards per play (8.4).

► The Irish have now eclipsed 500 yards of total offense in nine games under Weis.

► Notre Dame not only converted both of its third downs of nine or more yards (nine and 16 yards) in the first half, but did so each time with touchdown passes. **Jimmy Clausen's** touchdown pass to **Kyle Rudolph** in the first quarter came on a third and 16, while Clausen's second quarter touchdown pass to **Michael Floyd** came on a third and nine.

► The Irish totaled exactly 300 yards on 34 plays in the opening half, good for an average of 8.8 yards per play.

► Notre Dame averaged just 3.3 yards per rush in 2008. Weis and the Irish coaching staff have established 4.5 yards per carry as a standard for the season. Notre Dame equalled that mark prior to its final drive of the game (158 yards on 35 carries). The Irish also accomplished the feat against a defense that ranked sixth in the nation against the run in 2008 (88.62 yards per game). Notre Dame finished the afternoon with 178 yards on the ground.

► The Irish offensive line did not allow a single sack. Nevada ranked 10th in the nation in sacks a season ago, averaging 2.85 per game.

► Notre Dame registered touchdowns on four of its first five drives. The Irish marched 67, 78, 79 and 80 yards. In fact, Notre Dame added a school record-tying 99-yard drive for its final touchdown of the game. The average scoring drive by the Irish went for 80.6 yards.

► Notre Dame was limited to just one three and out over the course of the entire game.

► The Irish quarterbacks completed passes to seven different receivers.

Starter Sheet

Offense	2009	Streak	Career
Young (RT)	6	44	44
Clausen (QB)	6	22	28
Olsen (C)	6	25	25
Rudolph (TE)	6	19	19
Wenger (C)	-	-	18
Kamara (WR)	3	-	18
Duncan (LT)	6	6	18
Allen (HB)	4	2	16
Stewart (LG)	6	8	16
Tate (WR)	6	8	16
Floyd (WR)	3	-	13
Robinson (RG)	6	6	9
Parris (WR)	3	2	7
West (WR)	-	-	7
Aldridge (FB)	-	-	6
Hughes (HB)	-	-	4
Ragone (TE)	3	-	3
Sharpley (QB)	-	-	2
Gray (HB)	1	-	1
Goodman (WR)	1	1	1
Defense	2009	Streak	Career
Neal (DE)	3	-	19
McCarthy (SS)	6	19	20
Ryan (DE)	4	4	19
Smith, B. (LB)	6	6	18
Walls (DB)	5	5	18
McNeil (CB)	1	-	15
Smith, H. (FS)	6	6	15
Williams (NT)	4	1	13
Brown (SS)	4	-	10
Johnson (DT)	6	7	10
Blanton (CB)	5	-	9
Fleming (LB)	5	1	8
Smith, T. (LB)	2	-	6
Lewis-Moore (DE)	4	4	4
Te'o (LB)	4	3	4
Gray (DB)	1	1	1
Herring (FS)	-	-	1
Longest Active Streaks			
Young (RT)			44
Olsen (C)			25
Clausen (QB)			22
Rudolph (TE)			19
McCarthy (SS)			19
Most Career Starts (Active)			
Young (RT)			44
Clausen (QB)			28
Olsen (C)			25
McCarthy (SS)			20
Neal (DE)			19
Ryan (DE)			19
Rudolph (TE)			19
Wenger (C)			18
Kamara (WR)			18
Duncan (LT)			18
Smith, B. (LB)			18
Allen (HB)			16
Stewart (LG)			16
Tate (WR)			16
McNeil (CB)			15
Smith, H. (FS)			15

Notre Dame Football Replay Affiliates

NY/NJ/PA/CT	YES Network
Ill/IN/IA/WIS	Comcast SportsNet Chicago
Chicago LP	W24AW TV 24
Chicago LP	W18AT TV 18
Chicago LP	W54BK TV 54
Atlanta (GA/FLA)	Comcast Sports Southeast
NC/PA/DC/MD/DEL/VA/WVA	Mid-Atlantic Sports Network
Cleveland and Ohio	SportsTime Ohio
Cleveland LP	WIVM TV & CABLE 52
Nashville Dropin	WKAG TV 43
Columbus, OH LP	WIVN TV 29 & CABLE 99
Louisville	WYCS TV & CABLE 24
Providence (RI&Conn)	Cox Sports
N.Orleans-ARK/FL/LA	Cox Sports Television
Wichita-Hutchinson	KGPT-TV 49
Roanoke	WDRL TV 24
Roanoke LP	WYAT TV & CABLE 40
Rochester, NY	WRWB TV 16/TW SpNet
Huntsville LP	WYAM TV 56 & CABLE 21
South Bend	CW25
Evansville-Jasper	WJTS TV 27
Youngstown Cable	TJC Cable 99
Bangor (ME) LP	WBGR TV 33 & Cable 9
Binghamton LP	WBPN TV 8
Clarksburg LP	WTKM TV & Cable 44
Direct TV-WHT National	DIRECT TV 321
Sky Angel IPTV-National	

Inside Notre Dame Football Replay Affiliates

New York (NY/NJ/CN/PA)SNY Sports Net New York	Yes Network
Chicago LP	W54BK TV 54
Chicago LP	W18AT TV 18
Chicago LP	W24AW TV 24
Chicago (IL/IN/IA/WI)	Comcast SportsNet Chicago
FLORIDA	Sun Sports Network
DC/DEL/MD/NC/PA/VA/WVA (MASN)	Mid Atlantic Sports Network
IL/IN/MO/NE/KA/IA	Fox Sports Midwest
New England	New England Sports Network (NESN)
Cleveland & all Ohio	SportsTime Ohio (Indians)
Cleveland LP	WIVM TV & CABLE 52
Pittsburgh	Fox Sports Pitt (PA,WV,NY,MD,OH)
Columbus, OH LP	WIVN TV 29 & Cable 99
Louisville	WYCS TV & CABLE 24
Providence (RI&Conn)	Cox Cable Sports
New Orleans	WLAE-TV
Fresno	KNXT-TV
Wichita	KGPT TV49
Roanoke	WDRL TV 24
Roanoke LP	WYAT TV 40 & Cable 99
Toledo	WMNT-TV
Rochester, NY	WRWB TV 16/Time Warner SportsNet
Shreveport	KSHV TV 45
Huntsville LP	WYAM TV 56 & CABLE 21
South Bend-Elkhart	WNDU-TV
Evansville-Jasper	WJTS TV 27
Youngstown	TJC Cable 99
Binghamton LP	WBPN TV 8
Direct TV WHT-National	DIRECT TV 321
Sky Angel-IPTV-National	
Comcast On-Demand	Notre Dame On-Demand
Worldwide	und.com

Notre Dame Defensive Notes

GOAL-LINE STAND ONE FOR THE AGES

Washington was denied on their third red zone attempt of the game. The Huskies had first and goal from the Notre Dame eight-yard line, but after two rushes pushed the ball to the Irish one-yard line, Notre Dame stuffed Washington on consecutive quarterback sneaks on third and fourth down and goal from the one-yard line late in the third quarter.

► Washington was again held to a field goal late in the fourth quarter due to an Irish goal-line stand. The Huskies ran six offensive plays from inside the Irish six-yard line, including five inside the two-yard line, but were not able to score a touchdown.

► In all, Washington ran nine plays from inside the five-yard line over two different drives and failed to score a touchdown (the Huskies managed just a field goal).

► Has there ever been a more impressive goal-line stand in Notre Dame football annals than the one made in the fourth quarter of the victory over Washington? Four criteria were used: Did it have a bearing on a victorious outcome? How close was the opponent to the goal line on first down? At one point of the game did the stand occur? How good was the opponent on short-yardage offense?

Notre Dame historian Lou Somogyi recently released a top 10.

10.) Oct. 21, 1995: A Key(shawn) Stop

No. 5 USC had a prolific passing attack led by WR Keyshawn Johnson, the No. 1 pick in the 1996 NFL Draft. No. 17 Notre Dame held a 21-7 lead when USC faced first and goal at the two with 15 seconds left in the first half. Three straight passes into the end zone intended for Johnson fell incomplete or out of bounds — and on fourth DE Renaldo Wynn and LB Kinnon Tatum stopped a short pass by QB Kyle Wacholtz to RB Rodney Sermons as time expired. The Irish went on to post a 38-10 drubbing of that year's Rose Bowl champs.

9) Sept. 9, 1974: Pepper Spray

Defending national champion Notre Dame opened at Georgia Tech under new coach Pepper Rodgers, a veer specialist. The Ramblin' Wreck trailed 10-7 when it had a first down at the Irish three midway through the second quarter. Two yards were gained on first down, but DT Steve Niehaus and LB Greg Collins stuffed Tech for no gain on the next two plays. On fourth down, the Irish swarmed RB Charles Myers for a two-yard loss, with the first hit made by S John Dubenetzky. Notre Dame rolled thereafter to a 31-7 victory.

8) Oct. 3, 2009: Part I

Leading 24-19 late in the third quarter, Washington had first and goal at the Irish 8. RB Chris Polk gained four yards on first down, and QB Jake Locker rushed for three to the one on second down. On two straight sneak attempts, though, the 6-3, 226-pound Locker was unable to break the goal line. Notre Dame's offense responded by driving 93 yards to convert a field goal and cut its deficit to 24-22.

7) Nov. 10, 1928: By George, They Did It!

Against an Army team that boasted an 11-game winning streak, including an 18-0 victory versus Notre Dame a year earlier, head coach Knute Rockne implored his Irish to "win one for the Gipper." The Irish scored the go-ahead TD with 2:30 left to make it 12-6, but Army had first and goal at the Notre Dame 10 in the closing seconds. A five-yard penalty and two incomplete passes made it 3rd and goal at the 15. On third down, Dick Hutchinson completed an 11-yard pass to the Irish four. On fourth down, Hutchinson plunged to within a foot of the goal line — just as time elapsed.

6) Nov. 14, 1992: Notre Dame 17, Penn State 16

With just over 10 minutes left in the contest and Penn State trailing 9-6 in "The Snow Bowl," the Nittany Lions had first and goal at the one. On first down, Penn State TB Richie Anderson leapt high toward the goal line but was met head on by S Jeff Burris for no gain. A two-yard loss on second down and a Kerry Collins incomplete pass on third down forced a game-tying field goal. It would prove crucial in the 17-16 victory where the Irish had to score a touchdown and a two-point conversion in the final 20 seconds to win.

5) Nov. 29, 1958: A Parting Gift

In the season finale at the Los Angeles Coliseum, Notre Dame led USC, 20-13, early in the fourth quarter when the Trojans drove 77 yards to a first down at the Irish one-foot line. On first down, USC fumbled but recovered the ball at the one. On second down, Irish defenders Bob Williams and Bob Scholtz threw USC QB Tom Maudlin for a one-yard loss on a sweep, and on third down Maudlin was stopped by Frank Reynolds for no gain. On fourth down, Myron Pottios stopped Trojans' HB Don Buford short of the goal line. The Irish held on in the fourth quarter for the 20-13 victory.

4) Dec. 3, 1949: By Rote Or Tote

In the season finale at the Cotton Bowl, the national title was on the line in the final five minutes when Kyle Rote drove SMU, trailing 27-20, from its 21 to a first down at Notre Dame's five. Rusty Russell lost a yard on first down, and Fred Benners threw an incomplete pass on second down. Rote picked up two yards on third down, and on fourth Rote's pass was intercepted at the goal line by Jerry Groom and Bob Lally with 3:52 left. Frank Leahy stated he had never experienced so much excitement in a game than in this 27-20 triumph.

3) Jan. 1, 1990: Bowled Over

Late in the first half of a scoreless game in the Orange Bowl, No. 1 and 11-0 Colorado drove to a first down at the Irish one. On first down, Eric Bieniemy tried to dive over the top, but D'Juan Francisco met him head on and the officiating crew ruled the running back didn't break the goal line plane — much to the protest of CU. QB Darian Hagan was stopped cold for no gain on a second-down sneak, and DL Troy Ridgley forced an errant option pitch to Bieniemy that bounced out of bounds at the three. On fourth down, Colorado set up for a field goal, but holder Jeff Campbell rolled to his right on a fake. The intended receiver got jammed at line of scrimmage, so Campbell was forced to tuck it and was stopped short of the goal line by Ridgley. In the second half, Notre Dame took control in its 21-6 victory.

2) Nov. 7, 1998: A "Cloud" Of Dust

Trailing 31-26, Boston College QB Scott Mutryn drove the Eagles from his 23 to a first and goal at the four with 1:07 left and no timeouts remaining for Notre Dame. BC featured RB Mike Cloud, No. 2 nationally in rushing yards per game (153.4), and a line that featured future NFL standouts Damien Woody and Doug Brzezinski. On first down, Cloud found an opening but LB Bobbie Howard stopped him at the two. On second down, Howard stopped Cloud for a yard. On third down, it appeared Cloud might have broken the plane, but LB Jimmy Friday pushed him back. On fourth down and inches from the goal line, S Deke Cooper, instructed to pursue the run and disregard the pass or anything to the outside, shot through the middle unblocked and nailed Cloud for a two-yard loss.

1) Oct. 3, 2009: Double Time!

This is the standard against which all future Notre Dame goal-line stands will be measured for several reasons. One, the Irish already made a stand minutes earlier (see No. 8). Two, a TD might have put the game out of reach. Three, the Irish had to do it not once but twice against a team ranked in the top five in third-down conversions. On first down from the one with 7:07 left and the Huskies leading 24-22, HB Chris Polk lost one yard on a stop by DT Ethan Johnson. A second-down pass by Locker fell incomplete, and on third down Locker was engulfed for no gain on a scramble. When Notre Dame was called for a rare roughing-the-snapper call on the field-goal attempt, it had to start all over again from the one. The defense stopped Polk for no gain on first down, benefited from a false start on the Huskies, stopped a five-yard completion to Paul Horner at the one, and did not permit Locker to get the final yard on a sneak, thereby forcing a field goal to make it 27-22 with 3:04 left. Down only one score, the Irish moved ahead briefly and then won it in overtime, 37-30.

NOTRE DAME'S DEFENSE HOLDS OWN AGAINST USC FRONT

- ▶ Notre Dame totaled three sacks (for 18 yards) and eight tackles for loss (for 26 yards) against the Trojans, their outstanding offensive line and the tandem of Joe McKnight and Allen Bradford. The three sacks, 18 yards lost in sacks and eight tackles for loss are the most against USC this season. In fact, Notre Dame was the first team this season to record more tackles for loss against the Trojans than they registered in the game.
- ▶ The eight tackles for loss by Notre Dame are the most by a USC opponent since UCLA had 14 on Dec. 1, 2007 and no team has registered more sacks (three) against the Trojans since Stanford had four on Oct. 6, 2007.
- ▶ USC entered the contest with the Irish ranked 17th in the FBS in rushing offense (208.00). The Trojans also averaged 5.5 yards per rush over their first five games, but Notre Dame held USC well below its average it each category.

Category	Actual	vs. Notre Dame
Rushing Offense	208.0	121
Average per Rush	5.5	3.7

- ▶ The Irish allowed only three explosive rushing plays of 10 or more yards (25 and 17 to Joe McKnight and 23 to Allen Bradford). Notre Dame limited USC to just 56 yards on its 30 other carries in the game.

NOTRE DAME RUN DEFENSE GAINING STEAM

- ▶ The Purdue ground attack entered the game with the Irish ranked 22nd in the country averaging 210.7 yards per game. The Boilermakers were led by Ralph Bolden, who ranked second in the country at 140.3 yards per game.
- ▶ The Irish limited Purdue to only 74 yards (136.7 below its average) on the ground on 26 attempts, good for a 2.8 yard per carry average. The Boilermakers were running for just over 6.0 yards per carry coming into the contest. Notre Dame allowed just three rushes of 10 yards or more.
- ▶ Bolden totaled just 67 yards on 17 carries, only 3.9 per rush (well below his average of 6.8 yards per carry entering the game). The Irish really kept him intact after halftime when Bolden managed 22 yards on eight rushes. He did register three carries for 56 yards (26, 15 and 15), but was limited to 11 yards on his 14 other carries.
- ▶ After Notre Dame's first two games, the Irish were surrendering 171.5 yards rushing per game. The Irish defensive coaching staff made a couple schematic changes along the defensive line and the results are noticeable. Here is a comparison of Notre Dame's rush defense over its first two games versus its next two games:

Games 1-2	Category	Games 3-6
343	Rush Yards Allowed	476
67	Rush Attempts	123
5.1	Average Per Rush	3.9
171.5	Average Per Game	119.0

- ▶ Notre Dame continued that success in the first half against Washington. The Irish limited the Huskies to just 40 yards rushing on 15 carries in the opening 30 minutes.

MORE ON THE DEFENSE

- ▶ After allowing Purdue to score a touchdown on its opening drive, the Irish forced four punts and a turnover on downs on the Boilermakers' final five drives of the opening half.
- ▶ Notre Dame limited Purdue to just 1-for-7 on third down over the second and third quarters. In fact, the Boilermakers netted 113 yards on 32 plays (3.5 yards per play) with five punts, a turnover on downs and the end of half possession on seven drives between the first and fourth quarter scoring drives.

Irish Big Play Offense

10+ Yard Rushes

- 37 Robert Hughes (Washington)
- 31 Golden Tate (Washington)
- 24 Armando Allen (Michigan)
- 24 Theo Riddick (Purdue)
- 21 Armando Allen (Washington)
- 20 Robert Hughes (Purdue)
- 19 Jonas Gray (Nevada)
- 16 Dayne Crist (Purdue)
- 15 Robert Hughes (Washington)
- 15 Armando Allen (Michigan)
- 15 Jonas Gray (Michigan State)
- 15 Golden Tate (Purdue)
- 15 Jonas Gray (Nevada)
- *14 Golden Tate (Purdue)
- 14 Armando Allen (Nevada)
- 14 Armando Allen (Michigan)
- 13 John Goodman (USC)
- *13 Armando Allen (Michigan State)
- 13 Golden Tate (Purdue)
- 13 Armando Allen (Michigan)
- 12 Armando Allen (USC)
- 12 Robert Hughes (Washington)
- 12 Armando Allen (Michigan State)
- 11 Jimmy Clausen (USC)
- 11 Armando Allen (Michigan State)
- 11 Armando Allen (Michigan)
- 10 Duval Kamara (Michigan)
- 10 Armando Allen (Nevada)

20+ Yard Receptions

- *88 Michael Floyd (Nevada)
- 77 Golden Tate (Washington)
- *70 Michael Floyd (Nevada)
- *67 Golden Tate (Washington)
- 54 Golden Tate (Michigan State)
- 52 Kyle Rudolph (Michigan State)
- *45 Golden Tate (USC)
- 37 Michael Floyd (Michigan)
- 36 Golden Tate (Nevada)
- 33 Michael Floyd (Michigan)
- *33 Golden Tate (Michigan State)
- 30 Kyle Rudolph (Washington)
- 27 Golden Tate (Michigan)
- 26 Robby Parris (Washington)
- 26 Armando Allen (Nevada)
- 25 Robby Parris (USC)
- 25 Robert Hughes (Washington)
- *24 Michael Floyd (Nevada)
- 24 Kyle Rudolph (Michigan)
- 23 Jonas Gray (Purdue)
- 22 Golden Tate (Washington)
- 22 Kyle Rudolph (Purdue)
- *22 Michael Floyd (Michigan State)
- 21 Armando Allen (USC)
- *21 Golden Tate (Michigan)
- 20 Robby Parris (Washington)

20+ Yard Completions

- *88 Jimmy Clausen (Nevada)
- 77 Jimmy Clausen (Washington)
- *70 Jimmy Clausen (Nevada)
- *67 Jimmy Clausen (Washington)
- 54 Jimmy Clausen (Michigan State)
- 52 Jimmy Clausen (Michigan State)
- *45 Jimmy Clausen (USC)
- 37 Jimmy Clausen (Michigan)
- 36 Jimmy Clausen (Nevada)
- 33 Jimmy Clausen (Michigan)
- *33 Jimmy Clausen (Michigan State)
- 30 Jimmy Clausen (Washington)
- 27 Jimmy Clausen (Michigan)
- 26 Jimmy Clausen (Washington)
- 26 Jimmy Clausen (Nevada)
- 25 Eric Maust (USC)
- 25 Jimmy Clausen (Washington)
- *24 Jimmy Clausen (Nevada)
- 24 Jimmy Clausen (Michigan)
- 23 Jimmy Clausen (Purdue)
- 22 Jimmy Clausen (Washington)
- 22 Jimmy Clausen (Purdue)
- *22 Jimmy Clausen (Michigan State)
- 21 Jimmy Clausen (USC)
- *21 Jimmy Clausen (Michigan)
- 20 Jimmy Clausen (Washington)

25+ Yard Returns

- 52 Barry Gallup (Michigan)
- 38 Theo Riddick (Michigan State)
- 35 Theo Riddick (Purdue)
- 31 Theo Riddick (USC)
- 27 Theo Riddick (Washington)
- 27 Theo Riddick (Washington)
- 26 Theo Riddick (Michigan State)
- 26 Theo Riddick (Purdue)
- 25 Barry Gallup (Michigan)
- 25 Theo Riddick (Michigan State)
- 25 Theo Riddick (Washington)

* play resulted in touchdown

2009 Notre Dame Football Media Information

Interview requests and media access for the 2009 Notre Dame football team are administered by lead football contact Brian Hardin and assistant football contact Michael Bertsch.

CONTACT INFORMATION

Brian Hardin..... bhardin2@nd.edu **Michael Bertsch** mberts1@nd.edu
Office: (574) 631-9471 Cell: (574) 532-4134 Office: (574) 631-8642 Cell: (574) 532-4154

NOTRE DAME FOOTBALL WEEKLY MEDIA INFORMATION

Charlie Weis Teleconferences: Coach Weis will be available for two teleconferences each week of the season (Media looking for the teleconference number should contact Brian Hardin).

SUNDAY - 12:45-1:15 p.m.

- ▶ Guglielmino Athletics Complex auditorium
- ▶ This teleconference will function as a look back at the previous Saturday's game.

TUESDAY - 12:00 noon-12:45 p.m.

- ▶ Guglielmino Athletics Complex auditorium
- ▶ This teleconference will function as a look ahead at the upcoming weekend's opponent and other football-related issues.
- ▶ Satellite coordinates: AMC 3C, Transponder 22, Downlink Freq: 4140 MHz(V) (Available from 11:45 a.m. to 12:45 p.m. ET)

THURSDAY - 5:00 p.m.

- ▶ Guglielmino Athletics Complex auditorium

For accredited members of the media who want to attend the weekly press conference, contact Brian Hardin or Michael Bertsch for more information. The Guglielmino Athletics Complex is located on the east side of campus, behind the Joyce Center and the Rolfs Recreation Center and just north of the LaBar Practice Fields.

The Guglielmino Athletics Complex auditorium can be accessed through "The Gug's" main entrance, which is located on the west side of the building (facing the Rolfs Recreation Center and main campus).

Both teleconferences will be broadcast live (audio & video) and archived for future use on www.und.com each week. A full transcript from each teleconference will be posted as well on the website as soon as possible.

Irish Captains Teleconferences: The four Irish captains will be available over two teleconferences each week of the season. (Media looking for the teleconference number should contact Brian Hardin.)

WEDNESDAY - 1:00 p.m.

- ▶ Kyle McCarthy, Scott Smith

WEDNESDAY - 1:30 p.m.

- ▶ Jimmy Clausen, Eric Olsen

PLAYER/ASSISTANT COACH POST-PRACTICE INTERVIEWS

Notre Dame player interviews are available on a rotating schedule during the week. Here is this week's altered schedule.

Tuesday (1:15 p.m.): Available by request-Offensive players, Offensive Coaches; **Wednesday** (12:30 p.m.): Available by request-Defensive players, Defensive Coaches; **Thursday** (5:00 p.m.): Available by request-Special Teams players, Brian Polian. Coach Weis will also address the media following Thursday's practice.

There is no availability for players or coaches on Monday and Friday of each game week.

NOTE - All interview requests should be sent to Brian Hardin. A detailed description of the subject matter for the interview must be included. Requests are due at 10:00 a.m. each day of practice. Freshmen are not available with the exception of the bye week.

PRACTICE ACCESS & POST-PRACTICE INTERVIEW LOCATION

The first 40 minutes of Tuesday's practice during the season are open to the media. This is generally from 4:55-5:40 p.m. Post-practice interviews will take place in the Guglielmino Athletics Complex auditorium.

OFFICIAL NOTRE DAME FOOTBALL RADIO SHOW

The weekly show will broadcast live from Legends of Notre Dame, just 100 yards South of Notre Dame Stadium. The show will air on NewsTalk 960 WSBT-AM Mondays from 7:00 - 8:00 p.m. Jack Nolan will host the show along with former Irish All-American Reggie Brooks. Air dates: Aug. 31; Sept. 7, 14, 21, 28; Oct. 5, 19, 26; Nov. 2, 9, 17 (Tuesday), 23. The show is a cooperative venture between Notre Dame Sports Properties, the Notre Dame athletic department and WSBT. The show can also be heard on www.und.com.

INSIDE NOTRE DAME FOOTBALL WITH CHARLIE WEIS (TELEVISION SHOW)

Taped on Sunday nights, Inside Notre Dame Football will feature a recap of the week's contest, Notre Dame player features and more. The show can be seen locally Sunday evenings on WNDU-TV following the late local news. It will also re-air on WNDU-TV the following Saturday morning at 6:30 a.m. as well as 90 minutes prior to kickoff of Notre Dame home games. All shows can also be viewed on www.und.com beginning on Monday of each week.

THE NOTRE DAME FOOTBALL REPLAY

Airs each Sunday morning at 11 am on CW 25 in South Bend. It also airs on Comcast SportsNet Chicago at 3:30 p.m. on Tuesday leading into Inside Notre Dame Football at 5:30 p.m. The Chicago times occasionally float due to live programming.

All Times Eastern

▶ Washington totaled 56 and 53 yards on its first and last drives of the first half, but Notre Dame limited the Huskies to 59 total yards on their other five drives of the half (17 plays). The Irish forced four punts and a turnover on those five drives.

RUSH DEFENSE STEPS UP IN SECOND HALF AGAINST MICHIGAN STATE

▶ Notre Dame struggled mightily against the rush over its first two games and even the first half against Michigan State. The Irish surrendered 153 and 190 yards on the ground against Nevada and Michigan, respectively, and then allowed another 76 yards on the ground to the Spartans in the first half, but Notre Dame stepped up and limited Michigan State to just 29 yards on nine carries after halftime (just 3.2 per rush).

▶ The Irish had allowed 16 rushes of 10 or more yards over their first two games, but limited Michigan State to just a pair of 10+ yard rushes, including none in the second half.

IRISH PITCH SHUTOUT AGAINST NEVADA

▶ Notre Dame posted its first shutout since blanking Rutgers 42-0 on Nov. 23, 2002 -- a span of 76 games.

▶ Notre Dame posted its first shutout in a season opener since blanking Maryland, 22-0, on Aug. 31, 2002.

▶ Notre Dame posted its first shutout in a season opener inside Notre Dame Stadium since Sept. 22, 1973 when the Irish beat Northwestern, 44-0.

▶ Nevada was shut out for the first time since Dec. 12, 2007 versus New Mexico. The shutout was also just the third in Hall of Fame coach Chris Ault's 25-year coaching career at Nevada. This comes after Nevada averaged 37.6 points, 509 total yards and 278 rushing yards per game (school record) last season.

▶ Notre Dame limited the Wolf Pack to 307 total yards and 153 yards rushing, well below their explosive output from a year ago, and, obviously, no points.

▶ Notre Dame was one of two FBS schools, Kentucky being the other, to shut out another FBS school in its season opener.

TENUTA AND BROWN'S BOYS MAKE QUITE AN OPENING IMPRESSION

▶ Nevada quarterback Colin Kaepernick not only threw two interceptions in the game after throwing just seven all of last year, but he also averaged only 3.9 yards per rush compared to his near 7.0 yards per carry average in 2008.

▶ Notre Dame forced three Wolf Pack turnovers, including two in the red zone, and denied another possible scoring opportunity for Nevada on a 4th and short stop.

▶ Notre Dame ranked 20th in the country in 2008 in third down defense (32.76%). The Irish continued their success on third down against Nevada. Notre Dame limited the Wolf Pack to just 2-for-11.

▶ The Irish red zone defense was equally impressive. Notre Dame did not allow Nevada any points despite the Wolf Pack's three trips in the red zone. The Irish were the only team in the FBS to deny their season-opening opponent points on three drives that crossed the 20-yard line.

TENUTA DEFENSES AWFULLY TOUGH IN SEASON OPENING GAMES

Notre Dame co-defensive coordinator and play-caller Jon Tenuta has had his way over his career in season-opening games. A Tenuta defense has limited its opponents to 14 points or less in 11 of his 16 years as a defensive coordinator.

IRISH DEFENSE STINGY OUT OF THE GATE

▶ Notre Dame was quite impressive defensively coming out of the locker room in 2008. The Irish allowed only three touchdowns in the first quarter over the entire 2008 campaign and just one over their last nine games of the year. Notre Dame continued that trend, blanking Nevada over the first 15 minutes.

▶ The Irish surrendered 14 points in the first quarter at Michigan. Notre Dame had allowed just 19 points in the first quarter over their previous 10 games.

▶ The Irish allowed just three points in the first quarter against Michigan State. Purdue and Washington took the opening kickoff and marched down the field for opening drive touchdowns. Notre Dame has still allowed three points or less in the opening quarter in 10 of its last 15 games.

**Notre Dame
Special Teams Notes**

KICKOFF RETURN DEFENSE UNIT HOPES TO PICK UP WHERE LEFT OFF IN '08

▶ Notre Dame led the NCAA FBS in kickoff return defense last season allowing only 16.5 yards per return and became the first Irish special teams unit to lead the nation in this category. It was also the first time Notre Dame led the NCAA in a statistical category since 1988. What made the feat even more impressive was the fact that the Irish registered just one touchback during the season. The 16.5 yards allowed on kickoffs was the best by a Notre Dame squad since 1975 when that team permitted only 14.9 yards per kick return.

	2007	2008	Improvement
Kickoff Return Defense	22.75 (89th)	16.38 (1st)	6.37 yards (28.5%)

▶ The Irish did not miss a beat in the opening-season victory over Nevada. Notre Dame limited the Wolf Pack to just 17.6 yards per return.

KICKOFF RETURN DEFENSE REBOUNDS FROM 94-YARD TD RETURN

▶ Michigan's Darryl Stonum returned a kickoff 94 yards for a touchdown to give the Wolverines a 14-3 lead with 34 seconds to go in the opening quarter. Stonum was the first Irish opponent to return a kick for touchdown since Brian Cushing returned an onside kick for a touchdown in 2006 (42 yards).

▶ Since that kickoff return, Notre Dame has regained its form from a season ago. The Irish have allowed just 18.1 yards per kickoff return on the 31 kickoffs following Stonum's touchdown return. In fact, Purdue never started a drive outside its own 20-yard line following a kickoff and Washington was forced to start three drives inside its own 15-yard line.

▶ C.J. Gable of USC entered the game with Notre Dame ranked 71st in the FBS averaging 23.17 yards per kickoff return. The Irish limited Cable to an average of just 13.6. In fact, Notre Dame pinned Cable and the Trojans inside their own 15-yard line on two of those five kickoffs.

KICKOFF RETURN DEFENSE REBOUNDS FROM 94-YARD TD RETURN

▶ Freshman PK **Nick Tausch** averaged 61.5 yards per kickoff over the first three games, but the rookie averaged 67.4 yards per kick against Purdue. He even had three separate kicks carry into the end zone.

	Avg. Drive Start	Drives Started At/Inside 20
vs. Nevada	Own 26-yard line	Four
at Michigan	Own 37-yard line	Three
vs. Michigan State	Own 26-yard line	Five
at Purdue	Own 28-yard line	Six
vs. Washington	Own 32-yard line	Four
vs. USC	Own 22-yard line	Four

▶ Despite Notre Dame's struggles in the punting game (they rank 79th in the FBS in net punting, 34.86), the Irish have allowed just three punt returns all season.

IRISH SPECIAL TEAMS HAVE SHINED OVER PAST FOUR SEASONS

▶ Notre Dame's special teams have been solid over the past four seasons and have made critical plays to help turn games several times since 2005.

▶ Irish special teams have scored seven touchdowns, forced seven turnovers and deflected or blocked 22 kicks in the past five years.

▶ Notre Dame has scored three TDs on punt returns, one on a kickoff return, one on a blocked punt return, one on a blocked field goal return and one on a fake field goal.

▶ The Irish have tallied 10 blocked punts, nine blocked field goals and three blocked PATs since 2005.

SPECIAL TEAMS TACKLE LEADERS

	Total	Kickoff	Punt
Scott Smith	7	6	1
Steve Filer	7	6	1
Sergio Brown	6	6	0
Zeke Motta	6	6	0
Mike Anello	4	4	0
Anthony McDonald	3	3	0
Jamoris Slaughter	3	3	0
Leonard Gordon	3	3	0
Ray Herring	1	1	0
Eric Maust	1	0	1
Harrison Smith	1	1	0
Bobby Burger	1	1	0
Darius Fleming	1	1	0
David Posluszny	1	1	0
Totals	45	42	3

**Notre Dame Football
By The Numbers**

.736 - Notre Dame's winning percentage, the second-highest in college football history.

1 - Notre Dame is the only team, college or professional, to have all of its games broadcast nationally on the radio and is the only team to have all of its home games televised nationally (NBC).

6 - College Football Hall of Fame Coaches - Jesse Harper, Lou Holtz, Knute Rockne, Frank Leahy, Ara Parseghian and Dan Devine.

7 - Heisman Trophy Winners: Angelo Bertelli (1943), Johnny Lujack (1947), Leon Hart (1949), John Lattner (1953), Paul Hornung (1956), John Huarte (1964) and Tim Brown (1987).

10 - Alumni in the Pro Football Hall of Fame.

11 - National Championships - since the AP poll began in 1936 (1943-46-47-49-66-73-77-88), the most AP titles of any other school. The Irish also earned consensus national titles in 1924, 1929 and 1930 prior to the AP rankings.

12 - Unbeaten and untied seasons.

21 - Seasons in which the team has been voted the national champion by at least one selector.

29 - Bowl games in which the Irish have taken part.

31 - Unanimous first-team All-Americans -- more than any other school.

43 - College Football Hall of Fame Players.

79 - Different consensus All-Americans -- more than any other school.

99 - Percent graduation rate among football players who enter on scholarship and remain at least four years.

102 - Out of 120 years in which Notre Dame has finished with a winning record.

121 - Years of college football (including '09).

204 - Consecutive games streak televised nationally or regionally.

181 - Selections on All-America first teams.

210 - Consecutive sellouts at Notre Dame Stadium (including this weekend's game against Boston College).

322 - Appearances by the Irish on network television -- more than any other school and more than the next two combined.

835 - All-time victories, third all-time in college football.

2009 Notre Dame Football Roster Information

NUMERICAL			ALPHABETICAL						
No.	Name	Pos	No.	Name	Pos.	Ht.	Wt.	Cl.	Hometown/Previous School
1	Walker, Deion	WR	34	Aldridge, James	FB	6-0	225	Sr.	St. Louis, MO/Merrillville (Ind.)
2	Walls, Darrin	CB	5	Allen, Armando	HB	5-10	200	Jr.	Opa Locka, FL/Hialeah-Miami Lakes
3	Floyd, Michael	WR	47	Anderson, Kael+	CB	5-9	175	Fr.	West Des Moines, IA/Dowling Catholic
4	Gray, Gary	CB	37	Anello, Mike	CB	5-10	170	Sr.	Orland Park, IL/Carl Sandburg
5	Allen, Armando	HB	27	Banks, E.J.	CB	5-11	185	Fr.	Pittsburgh, PA/Montour
5	Te'o, Manti	LB	38	Bathon, Chris+	S	5-10	192	Sr.	Pleasantville, NY/Pleasantville
6	Herring, Ray	S	12	Blanton, Robert	CB	6-1	185	So.	Matthews, NC/Butler
7	Clausen, Jimmy	QB	63	Botsford, Steve+	LB	6-2	225	Jr.	Arlington Heights, IL/St. Viator
8	McNeil, Raeshon	CB	31	Brown, Sergio	S	6-2	205	Sr.	Maywood, IL/Proviso East
9	Johnson, Ethan	DT	68	Bullard, Alex	OG	6-3	290	Fr.	Franklin, TN/Brentwood Academy
9	Rudolph, Kyle	TE	86	Burger, Bobby+	FB/TE	6-3	248	Sr.	Cincinnati, OH/La Salle
10	Crist, Dayne	QB	64	Burke, Tom+	LB	5-10	242	Sr.	New City, NY/Clarkstown South
11	Evans, Shaquelle	WR	39	Burkhart, Ryan	K	5-11	195	Sr.	Wakarusa, IN/Northwood
12	Blanton, Robert	CB	44	Calabrese, Carlo	LB	6-1	235	Fr.	Verona, NJ/Verona
13	Sharpley, Evan	QB	15	Castello, Brian+	QB	6-2	191	Jr.	Pittsburgh, PA/Chartiers Valley
14	Walker, Brandon	K	52	Cave, Braxston	OG	6-3	310	So.	Mishawaka, IN/Penn
15	Castello, Brian	QB	7	Clausen, Jimmy	QB	6-3	223	Jr.	Westlake Village, CA/Oaks Christian
15	McCarthy, Dan	S	73	Clelland, Lane	OT	6-5	290	So.	Owings Mills, MD/McDonogh School
17	Motta, Zeke	S	24	Coughlin, Brian+	WR	6-0	172	Sr.	Oak Lawn, IL/Brother Rice
17	Mulvey, Matthew	QB	29	Coughlin, Patrick+	WR	6-0	187	Jr.	Oak Lawn, IL/Brother Rice
18	Kamara, Duval	WR	60	Cowart, Jordan	LS	6-2	215	Fr.	Plantation, FL/St. Thomas Aquinas
19	West Jr., George	WR	10	Crist, Dayne	QB	6-4	235	So.	Canoga Park, CA/Notre Dame
20	Wood, Cierre	HB	98	Cwynar, Sean	DT	6-4	283	So.	McHenry, IL/Marian Central Catholic
21	Gallup Jr., Barry	WR	75	Dever, Taylor	OT	6-5	301	Jr.	Nevada City, CA/Nevada Union
22	Smith, Harrison	S	72	Duncan, Paul	OT	6-7	315	Sr.	Dallas, GA/East Paulding
23	Tate, Golden	WR	80	Eifert, Tyler	TE	6-5	237	Fr.	Fort Wayne, IN/Bishop Dwenger
24	Coughlin, Brian	WR	11	Evans, Shaquelle	WR	6-1	203	Fr.	Inglewood, CA/Inglewood
24	Gordon, Leonard	S	46	Filer, Steve	LB	6-3	236	So.	Chicago, IL/Mount Carmel
25	Gray, Jonas	HB	62	Flavin, Bill+	OC/LS	6-3	252	Jr.	Darien, IL/Benet Academy
26	Slaughter, Jamoris	CB	45	Fleming, Darius	LB	6-1	240	So.	Chicago, IL/St. Rita
27	Banks, E.J.	CB	3	Floyd, Michael	WR	6-3	220	So.	St. Paul, MN/Cretin-Derham Hall
27	Herlihy, Derry	WR	48	Fox, Dan	LB	6-3	230	Fr.	Rocky River, OH/St. Ignatius
28	McCarthy, Kyle	S	42	Franco, Dan+	WR	5-10	188	Sr.	Granger, IN/Clay
29	Coughlin, Patrick	WR	21	Gallup Jr., Barry	WR	5-11	190	Sr.	Wellesley, MA/Belmont Hill
29	Garcia, Michael	CB	29	Garcia, Michael+	CB	6-1	178	Jr.	Colorado Springs, Co/St. Mary's
30	Paskorz, Steve	FB	88	Golic, Jake	TE	6-4	232	Fr.	West Hartford, CT/Northwest Catholic
30	Redshaw, James	CB	57	Golic Jr., Mike	C	6-3	293	So.	West Hartford, CT/Northwest Catholic
31	Brown, Sergio	S	81	Goodman, John	WR	6-3	203	So.	Fort Wayne, IN/Bishop Dwenger
32	Riddick, Theo	HB	24	Gordon, Leonard	S	5-11	187	Sr.	Clarksville, TN/Fort Campbell
33	Hughes, Robert	HB	4	Gray, Gary	CB	5-11	190	Jr.	Columbia, SC/Richland Northeast
34	Aldridge, James	FB	25	Gray, Jonas	HB	5-10	220	So.	Pontiac, MI/Trotter Country Day
35	Plaska, Andrew	CB	38	Gurries, Christopher+	WR	5-10	181	Jr.	Reno, NV/Bishop Manogue
35	Turk, Ben	P	27	Herlihy, Derry+	WR	6-0	180	Jr.	Houston, TX/St. John's
36	Posluszny, David	LB	65	Hernandez, Mike+	OG	6-2	280	So.	Pasadena, Calif./Loyola
37	Anello, Mike	CB	6	Herring, Ray	S	5-10	200	Sr.	Melbourne, FL/Holy Trinity Episcopal
38	Bathon, Chris	S	33	Hughes, Robert	HB	5-11	234	Jr.	Chicago, IL/Hubbard
38	Gurries, Christopher	WR	9	Johnson, Ethan	DT	6-4	280	So.	Portland, OR/Lincoln
39	Burkhart, Ryan	K	18	Kamara, Duval	WR	6-5	219	Jr.	Jersey City, NJ/Hoboken
39	Sheehan, Ryan	CB	59	Kavanagh, Ryan+	LS	6-3	180	So.	West Chester, PA/Salesianum (Del.)
40	Smith, Thomas	S	80	Lewis-Moore, Kapron	DE	6-4	270	So.	Weatherford, TX/Weatherford
40	Tausch, Nick	K							
41	Smith, Scott	LB							
42	Franco, Dan	WR							
42	Lezynski, Nick	CB							
43	Maust, Eric	P							
43	Stull, Joshua	CB							
44	Calabrese, Carlo	LB							
45	Fleming, Darius	LB							
46	Filer, Steve	LB							
47	Anderson, Kael	CB							

PRONUNCIATION GUIDE		
Bathon, Chris - BAY-thon	Eifert, Tyler - EYE-fert	Posluszny, David - poz-LUZ-nee
Calabrese, Carlo - CAL-uh-breeze	Evans, Shaquelle - Shuh-KEEL	Richardson, Morrice - mo-REESE
Clelland, Lane - CLELL-und	Filer, Steve - FY-ler	Romine, Matt - ro-MINE
Coughlin, Brian - COG-linn	Kamara, Duval - kuh-MARE-uh, doo-VALL	Slaughter, Jamoris - juh-MORE-iss
Coughlin, Patrick - COG-linn	Lewis-Moore, Kapron - cap-rin	Tausch, Nick - TOWSH
Cowart, Jordan - COW-ert	Maust, Eric - Rhymes with Cost	Te'o, Manti - TAY-oh, MAN-tie
Crist, Dayne - crist (rhymes with wrist)	Mulvey, Matthew - MULL-vee	Toma, Roby - TOE-muh, Robby
Cwynar, Sean - SWIN-are	Narvaez, Mike - nar-VIE-ez	Williams, Hafis - hah-FEESE
Dever, Taylor - dev-er (rhymes with never)	Nwankwo, Emeka - nuh-WONK-wo, uh-MEK-uh	Wood, Cierre - See-AIR

2009 Notre Dame
Football Roster Information

ALPHABETICAL (CONT.)

No.	Name	Pos.	Ht.	Wt.	Cl.	Hometown/Previous School
42	Lezynski, Nick+	CB	5-8	157	Jr.	Newton, PA/Notre Dame High School
71	Mahoney, Dennis+	OL	6-6	290	So.	Baltimore, MD/Boys Latin High School
70	Martin, Zach	OT	6-5	285	Fr.	Indianapolis, IN/Bishop Chatard
43	Maust, Eric	P	6-2	190	Sr.	Atlanta, GA/Blessed Trinity
15	McCarthy, Dan	S	6-2	205	So.	Youngstown, OH/Cardinal Mooney
28	McCarthy, Kyle	S	6-0	210	Sr.	Youngstown, OH/Cardinal Mooney
54	McDonald, Anthony	LB	6-2	230	So.	Burbank, CA/Notre Dame
8	McNeil, Raeshon	CB	6-0	190	Sr.	Cooleemee, NC/Davie
17	Motta, Zeke	S	6-2	215	Fr.	Vero Beach, FL/Vero Beach
93	Mullen, Paddy	NT	6-3	295	Sr.	St. Louis, MO/De Smet Jesuit
17	Mulvey, Matthew+	QB	6-3	197	So.	Del Mar, CA/LaJolla
47	Narvaez, Mike+	FB	5-11	238	Sr.	Ridgewood, NJ/Ridgewood
56	Neal, Kerry	DE	6-2	250	Jr.	Bunn, NC/Bunn
99	Newman, Brandon	NT	6-1	295	So.	Louisville, KY/Pleasure Ridge Park
76	Nuss, Andrew	OG	6-5	300	Jr.	Ashburn, VA/Stone Bridge
91	Nwankwo, Emeka	DE	6-4	274	Jr.	N. Miami Beach, FL/Chaminade-Madonna Prep
55	Olsen, Eric	C	6-4	305	Sr.	Staten Island, NY/Poly Prep Ctry.
50	Oxley, Sean+	LB	6-2	220	So.	Avon Lake, OH/Avon Lake
82	Parris, Robby	WR	6-3	205	Sr.	Olmsted Falls, OH/Saint Ignatius
30	Paskorz, Steve	FB	6-2	245	Jr.	Allison Park, PA/Hampton
35	Plaska, Andrew+	CB	5-11	181	So.	Zeeland, MI/Zeeland West
36	Posluszny, David	LB	6-0	225	So.	Aliquippa, PA/Hopewell
61	Quintana, Martin+	DL	6-1	250	Sr.	Berwyn, IL/St. Joseph
83	Ragone, Mike	TE	6-5	251	Jr.	Cherry Hill, NJ/Camden Catholic
30	Redshaw, James+	CB	5-9	170	Jr.	North Huntingdon, PA/Norwin
53	Richardson, Morrice	DE	6-2	255	Sr.	College Park, GA/Westlake
32	Riddick, Theo	HB	5-10	195	Fr.	Manville, NJ/Immaculata
78	Robinson, Trevor	OG	6-5	305	So.	Elkhorn, NE/Elkhorn
77	Romine, Matt	OT	6-5	295	Jr.	Tulsa, OK/Union
9	Rudolph, Kyle	TE	6-6	260	So.	Cincinnati, OH/Elder
48	Ruffer, David+	K	6-1	180	Jr.	Oakton, VA/Gonzaga
90	Ryan, John	DE	6-5	255	Sr.	Westlake, OH/Saint Ignatius
13	Sharpley, Evan	QB	6-2	215	Sr.	Marshall, MI/Marshall
39	Sheehan, Ryan+	CB	5-10	169	Jr.	Purcellville, VA/Loudown Valley
62	Skubis, Christopher+	DE	6-2	223	Jr.	Clarence, NY/Clarence
26	Slaughter, Jamaris	CB	6-0	185	So.	Stone Mountain, GA/Tucker
58	Smith, Brian	LB	6-3	240	Jr.	Olathe, KS/Saint Thomas Aquinas
22	Smith, Harrison	S	6-2	207	Jr.	Knoxville, TN/Knoxville Catholic
41	Smith, Scott	LB	6-3	245	Sr.	Highland Park, IL/Highland Park
40	Smith, Thomas+	S	6-1	201	Jr.	Manchester, CT/East Catholic
49	Smith, Toryan	LB	6-1	244	Sr.	Rome, GA/Rome
59	Stewart, Chris	OG	6-5	330	Sr.	Spring, TX/Klein
92	Stockton, Tyler	NT	6-1	290	Fr.	Linwood, NJ/Hun School
43	Stull, Joshua+	CB	5-8	189	Sr.	Brownsville, IN/Brownsville
23	Tate, Golden	WR	5-11	195	Jr.	Hendersonville, TN/Pope John Paul II
40	Tausch, Nick	K	6-0	180	Fr.	Plano, TX/Jesuit
5	Te'o, Manti	LB	6-2	244	Fr.	Laie, HI/Punahou
84	Toma, Roby	WR	5-9	175	Fr.	Laie, HI/Punahou
35	Turk, Ben	P	5-11	193	Fr.	Davie, FL/St. Thomas Aquinas
85	Vos, Sam+	WR	5-10	199	Sr.	Burlington, WI/Catholic Central
97	Wade, Kallen	DE	6-5	245	Sr.	Cincinnati, OH/Withrow
14	Walker, Brandon	K	6-3	213	Jr.	Findlay, OH/Findlay
1	Walker, Deion	WR	6-2	193	So.	Christchurch, VA/Christchurch
2	Walls, Darrin	CB	6-0	190	Sr.	Pittsburgh, PA/Woodland Hills
66	Watt, Chris	OG	6-3	295	Fr.	Glen Ellyn, IL/Glenbard West
51	Wenger, Dan	C	6-4	302	Sr.	Coral Springs, FL/Saint Thomas Aquinas
19	West Jr., George	WR	5-8	196	Sr.	Spencer, OK/Northeast
79	Williams, Hafis	DT	6-2	295	So.	Elizabeth, NJ/Elizabeth
95	Williams, Ian	NT	6-2	295	Jr.	Altamonte Springs, FL/Lyman
20	Wood, Cierre	HB	6-0	218	Fr.	Oxnard, CA/Santa Clara
74	Young, Sam	OT	6-8	320	Sr.	Coral Springs, FL/Saint Thomas Aquinas

+ Walk-on Player

NUMERICAL (CONT.)

No.	Name	Pos
47	Narvaez, Mike	FB
48	Fox, Dan	LB
48	Ruffer, David	K
49	Smith, Toryan	LB
50	Kavanagh, Ryan	LS
50	Oxley, Sean	LB
51	Wenger, Dan	C
52	Cave, Braxton	OG
53	Richardson, Morrice	DE
54	McDonald, Anthony	LB
55	Olsen, Eric	C
56	Neal, Kerry	DE
57	Golic Jr., Mike	C
58	Smith, Brian	LB
59	Stewart, Chris	OG
60	Cowart, Jordan	LS
61	Quintana, Martin	DL
62	Flavin, Bill	OC/LS
62	Skubis, Christopher	DE
63	Botsford, Steve	LB
64	Burke, Tom	LB
65	Hernandez, Mike	OG
66	Watt, Chris	OG
68	Bullard, Alex	OG
70	Martin, Zach	OT
71	Mahoney, Dennis	OL
72	Duncan, Paul	OT
73	Clelland, Lane	OT
74	Young, Sam	OT
75	Dever, Taylor	OT
76	Nuss, Andrew	OG
77	Romine, Matt	OT
78	Robinson, Trevor	OG
79	Williams, Hafis	DT
80	Eifert, Tyler	TE
81	Goodman, John	WR
82	Parris, Robby	WR
83	Ragone, Mike	TE
84	Toma, Roby	WR
85	Vos, Sam	WR
86	Burger, Bobby	FB/TE
88	Golic, Jake	TE
89	Lewis-Moore, Kapron	DE
90	Ryan, John	DE
91	Nwankwo, Emeka	DE
92	Stockton, Tyler	NT
93	Mullen, Paddy	NT
95	Williams, Ian	NT
97	Wade, Kallen	DE
98	Cwynar, Sean	DT
99	Newman, Brandon	NT

**2009 Notre Dame
Two-Deep Depth Chart**

Notre Dame Offense

X	23	GOLDEN TATE	5-11	195	Jr.
	1	Deion Walker	6-2	193	So.
	or 11	Shaquelle Evans	6-1	203	Fr.
LT	72	Paul Duncan@	6-7	315	Sr.
	77	Matt Romine	6-5	295	Jr.
LG	59	CHRIS STEWART!	6-5	330	Sr.
	51	DAN WENGER*	6-4	302	Sr.
C	55	ERIC OLSEN^	6-4	305	Sr.
	51	DAN WENGER	6-4	302	Sr.
RG	78	Trevor Robinson	6-5	305	So.
	76	Andrew Nuss	6-5	300	Jr.
RT	74	SAM YOUNG	6-8	320	Sr.
	75	Taylor Dever	6-5	301	Jr.
TE	9	KYLE RUDOLPH	6-6	260	So.
	83	Mike Ragone	6-5	251	Jr.
Z	18	DUVAL KAMARA	6-5	219	Jr.
	or 82	Robby Parris	6-3	205	Sr.
	81	John Goodman	6-3	203	So.
QB	7	JIMMY CLAUSEN	6-3	223	Jr.
	10	Dayne Crist	6-4	235	So.
FB	34	James Aldridge	6-0	225	Sr.
	86	Bobby Burger	6-3	248	Sr.
HB	5	ARMANDO ALLEN	5-10	200	Jr.
	33	Robert Hughes	5-11	234	Jr.

Notre Dame Special Teams

PK	40	Nick Tausch	6-0	190	Fr.
	48	David Ruffer	6-1	180	Jr.
P	35	Ben Turk	5-11	193	Fr.
	43	ERIC MAUST	6-2	190	Sr.
LS	60	Jordan Cowart	6-2	215	Fr.
	50	Ryan Kavanagh	6-3	190	So.
SS	52	Braxton Cave	6-3	310	So.
	60	Jordan Cowart	6-2	215	Fr.
HLD	43	ERIC MAUST	6-2	190	Sr.
	13	Evan Sharpley	6-2	215	Sr.

Notre Dame Defense

LDE	89	Kapron Lewis-Moore	6-4	270	So.
	53	Morrice Richardson	6-2	255	Sr.
DT	9	Ethan Johnson	6-4	280	So.
	79	Hafis Williams	6-2	295	So.
NT	95	IAN WILLIAMS	6-2	295	Jr.
	98	Sean Cwynar	6-4	283	So.
RDE	90	John Ryan	6-5	255	Sr.
	56	KERRY NEAL	6-2	250	Jr.
SAM	45	Darius Fleming	6-1	240	So.
	41	Scott Smith	6-4	245	Sr.
	or 46	Steve Filer	6-3	236	So.
MIKE	58	BRIAN SMITH	6-3	240	Jr.
	49	Toryan Smith	6-1	244	Sr.
	54	Anthony McDonald	6-2	230	So.
WILL	5	Manti Te'o	6-2	244	Fr.
	58	BRIAN SMITH	6-3	240	Jr.
	36	David Posluszny	6-0	225	So.
LCB	4	Gary Gray	5-11	190	Jr.
	12	Robert Blanton	6-1	185	So.
	26	Jamoris Slaughter	6-0	185	So.
FS	22	HARRISON SMITH%	6-2	207	Jr.
	6	Ray Herring	5-10	200	Sr.
SS	28	KYLE McCARTHY	6-1	210	Sr.
	31	Sergio Brown	6-2	205	Sr.
RCB	2	Darrin Walls#	6-0	190	Sr.
	8	RAESHON McNEIL	6-0	190	Sr.

Notre Dame Special Teams

PR	23	GOLDEN TATE	5-11	195	Jr.
	5	Armando Allen	5-10	200	Jr.
KR	21	Barry Gallup, Jr.	5-11	190	Sr.
	32	Theo Riddick	5-10	195	Fr.
	5	Armando Allen	5-10	200	Jr.
	23	GOLDEN TATE	5-11	195	Jr.
KO	48	David Ruffer	6-1	180	Jr.
	40	Nick Tausch	6-0	190	Fr.

ALL CAPS - returning starter from 2008

@ - indicates player started 12 games in 2007

- indicates player started 11 games in 2007

% - indicates player started at linebacker in 2008

^ - indicates player started at left guard in 2008

* - indicates player started at center in 2008

! - indicates player started at right guard in 2008

**Notre Dame vs. Boston College
Series History**

Series is tied 9-9

In Notre Dame: Series is tied 5-5

In Chestnut Hill: Boston College leads 4-2

In Foxboro: Notre Dame leads 1-0

In Bowl Games: Notre Dame leads 1-0 (1983, Liberty Bowl)

Longest Notre Dame Win Streak: 4, twice (1975-92; 1995-98)

Longest Boston College Win Streak: 6 (2001-present)

Largest Victory: 47 (54-7), 1992 in South Bend

Largest Defeat: 19 (11-30), 1994 in Chestnut Hill

Site	Year	Rank	W/L/T	ND	BC
FX	1975	9-	W	17	3
LB	1983	-13	W	19	18
*	1987	9-	W	32	25
*	1992	8-9	W	54	7
*	1993	1-16	L	39	41
	1994	8-	L	11	30
*	1995	12-	W	20	10
	1996	17-	W	48	21
*	1997		W	52	20
	1998	13-	W	31	26
*	1999	-25	L	29	31
*	2000	11-	W	28	16
	2001		L	17	21
*	2002	4-	L	7	14
	2003		L	25	27
*	2004	24-	L	23	24
*	2007	-4	L	14	27
	2008		L	0	17

**Notre Dame vs. Boston College Statistics
(2009 Statistics)**

ND	Category	BC
31.7	Points Per Game	30.9
145	First Downs	112
822	Rushing Yards	1087
3.9	Average Per Rush	4.2
137.0	Average Per Game	155.3
8	TDs Rushing	12
1895	Passing Yards	1197
134-207-3	Comp-Att-Int	90-176-7
9.2	Average Per Pass	6.8
14.1	Average Per Catch	13.3
315.8	Average Per Game	171.0
15	TDs Passing	15
2717	Total Offense	2284
6.5	Average Per Play	5.3
452.8	Average Per Game	326.3
23.9	Kick Return Average	20.5
9.7	Punt Return Average	13.9
15.8	INT Return Average	7.9
7-2	Fumbles-Lost	7-4
39-331	Penalties-Yards	33-296
55.2	Average Per Game	42.3
21-825	Punts-Yards	45-1842
39.3	Average Per Punt	40.9
34.9	Net punt average	36.2
32:08	Time of Possession/Game	28:39
30/76	3rd-Down Conversions	30/93
6/10	4th-Down Conversions	4/6
12-88	Sacks By-Yards	10-61
10-11	Field Goals-Attempts	6-6
22-25	Red-Zone Scores	24-25
15-25	Red-Zone Touchdowns	19-25
18-20	PAT-Attempts	28-28

BOSTON COLLEGE HEAD COACH FRANK SPAZIANI

When Frank Spaziani was named head football coach at Boston College in January of 2009, the room was filled not only with media, but with family and friends from the Athletics Department who were thrilled to see their friend, simply known as "Spaz," be rewarded for a career of loyalty and dedication.

The 2009 season will mark Spaziani's 13th year on the BC coaching staff, having spent his first two seasons as the Eagles' running backs coach and the past 10 as defensive coordinator. Under Spaziani's guidance, the Eagles consistently have fielded one of the top defenses in college football. In 2008, the Eagles ranked in the top 10 in the nation in seven defensive categories, including interceptions (first, 26); turnovers gained (second, 36); total defense (fifth, 268.14 ypg.); red zone defense (sixth, 72%); first downs allowed (sixth, 14.71 pg.); rushing defense (seventh, 91.2 ypg.), and pass efficiency defense (98.81). The Eagles advanced to the ACC Championship Game for the second consecutive season. In addition, junior linebacker Mark Herzlich was named ACC Defensive Player of the Year.

In 2007 Spaziani's defense ranked second in the nation and led the ACC in rushing defense, allowing just 75.5 yards per game. The BC defense also ranked second in the ACC in red zone defense, keeping opponents from scoring nearly 72 percent of the time. Senior free safety Jamie Silva was a consensus All-America first-team selection and was one of three finalists for the 2007 Jim Thorpe Award, which is given to the nation's top defensive back. Silva was MVP of the 2007 Champs Sports bowl, in which he had two interceptions. Spaziani was part of a staff that led the Eagles to an 11-3 finish, the first BC team to win 11 games since 1940. The 2007 Eagles began the season 8-0 and were ranked No. 2 in the nation in both major polls. The team won the Atlantic Division of the ACC and went on to win an eighth consecutive bowl game, the longest active bowl game winning streak in America. The Eagles finished 10th in the final AP poll, BC's best finish since the 1984 season.

Spaziani was credited with BC's 25-24 win over Navy in the 2006 Meineke Car Care Bowl as he served as Interim Head Coach following the departure of Tom O'Brien. In 2006, Boston College led the ACC with five defensive touchdowns. The Eagles were third in the ACC in scoring defense and Jo-Lonn Dunbar was named National Defensive Player of the Week when he scored two of BC's three defensive touchdowns vs. Maryland.

Spaziani joined the BC coaching staff after three seasons with the Calgary Stampeders of the Canadian Football League. During his coaching tenure at Calgary, he served two seasons as the defensive coordinator. Prior to his coaching stint at Calgary, he served as the defensive coordinator for two years with the Winnipeg Blue Bombers. Spaziani spent nine years as a member of the Virginia coaching staff, where he was defensive coordinator for his last five seasons in Charlottesville, after having been defensive backs coach for the first four.

Spaziani has been a member of coaching staffs for teams that have reached 20 bowl games, including nine with Boston College and most recently the 2008 Gaylord Hotels Music City Bowl.

Spaziani is a 1969 graduate of Penn State, where he was a star defensive end on the Nittany Lions teams that tied Florida State in the 1967 Gator Bowl and defeated Kansas in the 1969 Orange Bowl. He began his coaching career in 1969 as a graduate assistant to Joe Paterno at Penn State. After three years as an assistant high school coach, he became head coach at Hempstead (N.Y.) High School in 1973, and, a year later, at Raritan (N.J.) High. He joined head coach George Welsh as an offensive assistant at the U.S. Naval Academy in 1975 and went with Welsh from Annapolis to Virginia in 1982.

Frank and his wife, the former Laura Heikel, are the parents of three children, Joseph and twins Avery and Andrew.

A QUICK LOOK AT THE EAGLES LAST WEEK

CHESTNUT HILL, Mass. (AP) -- Boston College's Montel Harris set two school records with 264 yards rushing and five touchdowns to lead the Eagles to a 52-20 win over North Carolina State.

Ten players previously had four touchdown runs for Boston College, the last was Darnell Campbell in 1993.

Harris set the yardage record with a 9-yarder early in the final quarter, surpassing the previous mark of 253, set by Phil Bennett in 1972. He had one more run before leaving for good.

The Eagles (5-2, 3-2) improved to 5-0 at home this season. NC State (3-4, 2-3) dropped its third straight game following conference losses to Wake Forest and Duke.

BC first-year coach Frank Spaziani defeated his longtime coaching mate Tom O'Brien.

Spaziani, who coach the Eagles to a victory at the 2006 Meineke Car Care Bowl after O'Brien bolted for NC State, worked under O'Brien for all of his 10 seasons at BC.

The two coached together for 26 years in total, also under George Welsh at Navy and Virginia. Spaziani became BC's head coach after Jeff Jagodzinski was fired last winter for interviewing for an NFL vacancy.

BC, which led 24-13 at halftime, broke it open by taking the ball on the first possession of the second half and marching 72 yards in 11 plays, with Harris capping it with a 10-yard TD run.

Harris had 46-yard run to push him over 200 yards and set up his own score, a 1-yarder two plays later, making it 38-13. He added a 29-yard TD run late in the third quarter, improving it to 45-13.

BC quarterback Dave Shinskie threw a 59-yard scoring pass to Colin Larmond Jr. in the first quarter and finished 13 of 25 for 187 yards with two TD passes.

The Wolfpack were allowing just 62.8 yards per game on the ground entering the game, but Harris wiped that out on one run early in the game.

On its second series, Boston College went to the "Wildcat" formation and Harris busted through the line and down the right sideline for a 70-yard gain, moving the ball to the 2. He scored on the next play, making it 7-0.

The Eagles used the "Wildcat" with Harris at QB a number of times in the third quarter.

NC State tied it 7-7 on Wilson's 1-yard TD plunge.

BC answered right back when Shinskie hit Larmond Jr. to make it 14-7. Larmond Jr. leaped over cornerback Rashard Smith near the 13-yard line to catch the slightly under-thrown ball before heading to the end zone.

NC State's Josh Czajkowski had field goals of 25 and 32 yards to cut to 14-13.

The Eagles made it 21-13 on Harris' 12-yard TD run late in the second.

BC's Steve Aponavicius kicked a 37-yard field goal as time expired in the first half.

Individual
Statistical Leaders

NOTRE DAME

Rushing	Att.	Yds.	Avg.	TD
Armando Allen	83	416	5.0	3
Robert Hughes	36	175	4.9	3
Passing	Comp.	Att.	Yds.	TD/Int.
Jimmy Clausen	124	191	1804	14/2
Receiving	Rec.	Yds.	Avg.	TD
Golden Tate	41	719	17.5	6
Kyle Rudolph	24	276	11.5	3
Robby Parris	16	179	11.2	1
Punting	No.	Yds.	Avg.	Long
Eric Maust	14	557	39.8	49
Punt Returns	No.	Yds.	Avg.	Long
Golden Tate	5	39	7.8	23
KO Returns	No.	Yds.	Avg.	Long
Theo Riddick	18	426	23.7	38
Barry Gallup	4	109	27.2	52
Scoring	TD	FG	PAT	Total
Nick Tausch	0	10	18	48
Golden Tate	7	0	0	42
Michael Floyd	5	0	0	30
Armando Allen	3	0	*1	20
Robert Hughes	3	0	*1	20
Tackles	UT-AT	TT	TFL	Other
Kyle McCarthy	35-19	54	1.0-1	3int, 3PBU
Harrison Smith	19-17	36	1.5-2	--
Brian Smith	21-13	34	5.0-24	1.5SK, 3QBH
Robert Blanton	16-10	26	0.0-0	INT, PBU
BOSTON COLLEGE				
Rushing	Att.	Yds.	Avg.	TD
Montel Harris	134	756	5.6	10
Josh Haden	58	213	3.7	1
Passing	Comp.	Att.	Yds.	TD/Int.
Dave Shinskie	62	115	815	9/4
Receiving	Rec.	Yds.	Avg.	TD
Rich Gunnell	22	260	11.8	3
Colin Larmond Jr.	17	368	21.6	4
Chris Pantale	12	92	7.7	1
Punting	No.	Yds.	Avg.	Long
Ryan Quigley	45	1842	40.9	58
Punt Returns	No.	Yds.	Avg.	Long
Rich Gunnell	10	146	14.6	56
KO Returns	No.	Yds.	Avg.	Long
Jeff Smith	19	411	21.6	42
Chris Fox	5	102	20.4	26
Scoring	TD	FG	PAT	Total
Montel Harris	11	0	0	66
Steve Aponavicius	0	6	27	45
Rich Gunnell	4	0	0	24
Colin Larmond Jr.	4	0	0	24
Tackles	UT-AT	TT	TFL	Other
Luke Kuechly	44-25	69	6.0-12	PBU, FR
Marcellus Bowman	25-8	33	1.5-8	SK, PBU, FF
Isaac Johnson	20-6	26	2.0-5	SK, INT, FF
Alexander DiSanzo	12-13	25	3.0-7	PBU, SFTY

2009 BOSTON COLLEGE RESULTS
(5-2 OVERALL, 3-2 ACC)

Sept. 5	vs. Northeastern	W, 54-0
Sept. 12	vs. Kent State	W, 34-7
Sept. 19	at Clemson*	L, 25-7
Sept. 26	vs. Wake Forest*	W, 27-24 (OT)
Oct. 3	vs. Florida State*	W, 28-21
Oct. 10	at Virginia Tech*	L, 48-14
Oct. 17	vs. North Carolina State*	W, 52-20
Oct. 24	at Notre Dame	3:30 p.m. ET
Oct. 31	vs. Central Michigan	1:00 p.m. ET
Nov. 14	at Virginia*	TBA
Nov. 21	vs. North Carolina*	TBA
Nov. 28	at Maryland*	TBA

* ACC games

Notre Dame vs. ACC Schools

School	Won	Lost	Tied	Pct.
Boston College	9	9	0	.500
Clemson	1	1	0	.500
Duke	3	1	0	.750
Florida State	2	4	0	.333
Georgia Tech	27	6	1	.809
Maryland	1	0	0	1.000
Miami (Fla.)	15	7	1	.674
North Carolina	16	2	0	.889
North Carolina State	0	1	0	.000
Virginia	1	0	0	1.000
Virginia Tech	0	0	0	.000
Wake Forest	0	0	0	.000
TOTALS	75	31	2	.704

NOTRE DAME VS. ACC

► Notre Dame is 75-31-2 (.704) against current members of the Atlantic Coast Conference. The Irish have had more success against the ACC than any other major conference. The Irish have a .500 or better record against eight of ten conference schools (in which they have played).

► Notre Dame's 108 games against the ACC ranks as the third-most contests against a conference trailing only the Big Ten (348) and Pac-10 (129).

► The Irish are playing only one ACC school this season. Notre Dame had played a pair of ACC schools each of the last three years.

► In 2007, Notre Dame played three ACC schools in the same season for the first time since 2002 (Maryland, Florida State and North Carolina State) and just the second time in school history.

► Notre Dame has faced Boston College 18 times (9-9), fourth most of any other ACC school, but 16 of the previous 18 meetings took place with the Eagles in the BIG EAST. The nine victories are the fourth-most victories for Notre Dame over an ACC foe. Miami has collided with the Irish 23 times (15-7-1), while Notre Dame has faced North Carolina 18 times (16-2). It should be noted that all of Notre Dame's previous meetings with Miami occurred prior to their moves to the ACC.

► Notre Dame has played a handful of games versus Florida State (2-4), Duke (3-1) and Clemson (1-1). Additionally, the Irish have met three ACC foes just once. They beat Virginia in the '89 Kickoff Classic and Maryland in the '02 Kickoff Classic, but lost to NC State in the '03 Gator Bowl.

► The Irish took on Duke in 2007 for the first time since 1966. Notre Dame upended the Blue Devils, 28-7, in the home finale.

► Notre Dame has posted a 43-11 (.796) record against current ACC opponents at home, but most of those meetings came against Boston College and Miami while each were not affiliated with the league. The Irish own a 35-9 (.795) mark when facing a school as an ACC member.

NOTRE DAME - BOSTON COLLEGE SERIES HISTORY

► The Notre Dame and Boston College series is tied 9-9 and the series is South Bend is tied 5-5.

► The series was continuous from 1992-04 (13 consecutive meetings).

► The first game of the series was held in 1975 at Schaefer Stadium in Foxboro, Mass. (a 17-3 Irish win in Dan Devine's first game as head coach), while the other neutral-field game in the series was at Memphis, Tenn., in the 1983 Liberty Bowl (a 19-18 win for the Irish over the 13th-ranked Eagles).

► Boston College's current six-game winning streak is its longest ever against the Irish and longest by either team in the series. Notre Dame has defeated the Eagles four consecutive times on two occasions.

► The Eagles' most notable win over the Irish came in 1993, when Boston College defeated top-ranked and unbeaten Notre Dame, 41-39, on a last-second field goal by David Gordon at Notre Dame Stadium.

► The winner of this game earns the Frank Leahy Memorial Bowl, given by the Notre Dame Club of Boston, and the Ireland Trophy, presented by Notre Dame student government. The Ireland Trophy is intended to inspire a spirit of sportsmanship and friendly competition between the schools.

NOTRE DAME - BOSTON COLLEGE SERIES NOTES

► Notre Dame and Boston College are meeting for the 19th time on the gridiron with the series tied 9-9. This will be the 11th time the two teams have played in South Bend, with the series tied 5-5.

► Boston College has won the last six games in the series, the longest winning streak by any team in the rivalry. Notre Dame has twice won four in a row against the Eagles, most recently doing so from 1995-98.

► The Eagles are just the fourth school to post at least six consecutive victories against the Irish. Boston College has frustrated Notre Dame with a 21-17 victory in 2001, 14-7 win in 2002, 27-25 win in 2003, 24-23 victory in 2004, 27-14 win in 2007 and 17-0 last season.

► The series features a matchup of the only two Catholic universities in the country playing Bowl Subdivision college football.

► With its six-game winning streak in the series, Boston College has taken a 7-3 advantage over the last 10 meetings. The Irish have won by an average margin of 16.3 points per game, while the Eagles' margin of victory is just 6.6 points per game.

► The last nine games in the series have been decided by an average of just 7.0 points per game (63 total points), with Boston College winning seven of those matchups -- although Notre Dame had a chance to tie or win in the final four minutes each time (excluding 2007 and 2008).

► Only three of Boston College's nine wins in the series has come by double digits (a 30-11 victory in 1994 in Chestnut Hill, 27-14 victory in 2007 in Notre Dame and 17-0 last season in Chestnut Hill). The other six Eagles' wins have come by a grand total of 18 points (3.0 points per game), including three two-point victories (most recently a 27-25 win in 2003) and a one-point victory in 2004 (24-23).

► Saturday's game will mark the just the fifth time in the 19-game series that both teams have been unranked at kickoff. Notre Dame is 2-5 against Boston College when it is unranked heading into its matchup with the Eagles. Conversely, the Eagles are 6-7 when it is unranked entering the Notre Dame game.

► Boston College has knocked off three Notre Dame teams ranked in the top 10. Of those three victories, two occurred when the Eagles were unranked. Notre Dame has beaten Boston College once when it was ranked in the top 10 (Irish routed #9 BC, 54-7, 1992).

► Legendary Notre Dame head coach Frank Leahy spent two seasons at Boston College (1939-40), leading the Eagles to a bowl game both years.

NOTRE DAME AND THE BAY STATE

► Notre Dame owns a 9-9 (.500) all-time record against schools from the Bay State. The only meetings for the Irish against a school from Massachusetts have come against Boston College.

► Notre Dame's all-time varsity football roster includes just over 2,700 players who have appeared in at least one career game, with 88 of those hailing from the state of California.

► Six of Notre Dame's more noteworthy all-time players from Massachusetts include 1943 Heisman Trophy winner and quarterback Angelo Bertelli (Springfield) plus three other consensus All-Americans: tight end Ken MacAfee (Brockton, 1974-77), end Wayne Miller (Salem, 1933-35) and end John Yonakor (Dorchester, 1942-43).

► Other All-Americans from the state of Massachusetts include tight end Mark Bavaro (Danvers, 1981-84), guard Pat Biscaglia (Worcester, 1953-55), guard Nick Buoniconti (Springfield, 1959-61) and quarterback Frank Dankewicz (Lynn, 1943-45).

► Current Monogram Club president Joe Restic (1975-78) hails from Milford.

► Vince (Bennie) McAdams (Lowell, 1926) is the great uncle of Notre Dame assistant SID Michael Bertsch.

► Notre Dame Sports Information Assistant Dan Collieran was born in Boston and grew up in Walpole, Mass.

NOTRE DAME - BOSTON COLLEGE CONNECTIONS

► Notre Dame's roster features one player from the state of Massachusetts. Boston College's roster features one player from Indiana.

► Notre Dame senior WR Barry Gallup Jr. not only hails from Wellesley, Massachusetts, but his father, Barry Gallup Sr., is the Assistant Athletic Director for Football Operations at Boston College.

► A number of players from Boston College and Notre Dame either attended the same high school or hail from the same hometown.

ND	High School/Hometown	BC
Eric Olsen, OL	Staten Island, NY	Dominick LeGrande, LB
Bobby Burger, TE	Cincinnati, OH	Alex Albright, DL
Kallen Wade, DE		Luke Kuechly, LB
Kyle Rudolph, TE		Matt Tennant, OC
John Ryan, OLB	St. Ignatius H.S.	Mike Javorski, RB
Robby Parris, WR		Jim Ramella, DE
Barry Gallup, Jr.	Wellesley, MA	Thomas Clairborne, DT
Eric Maust, P	Alpharetta, GA	Justin Tuggle, QB
Steve Botsford, LB	Arlington Heights, IL/St. Viator H.S.	Emmett Cleary, OG
James Aldridge, FB	St. Louis, MO	Drew Sexton, WR
Paddy Mullen, DT		

Head-to-Head Statistical Comparison						
NOTRE DAME				BOSTON COLLEGE		
#	NCAA	Category		Category	NCAA	#
31.67	31st	Scoring Offense	vs.	Scoring Defense	37th	20.71
452.83	12th	Total Offense	vs.	Total Defense	41st	329.29
137.00	63rd	Rushing Offense	vs.	Rushing Defense	39th	117.14
315.83	7th	Passing Offense	vs.	Passing Defense	55th	212.14
162.61	4th	Passing Efficiency Off.	vs.	Passing Efficiency Def.	49th	121.02
25.50	71st	Scoring Defense	vs.	Scoring Offense	34th	30.86
419.50	104th	Total Defense	vs.	Total Offense	97th	326.29
136.50	63rd	Rushing Defense	vs.	Rushing Offense	51st	155.29
283.00	117th	Passing Defense	vs.	Passing Offense	106th	171.00
140.13	99th	Passing Efficiency Def.	vs.	Passing Efficiency Off.	62nd	128.40
34.86	79th	Net Punting	vs.	Net Punting	58th	36.24
9.71	49th	Punt Returns	vs.	Punt Returns	20th	13.91
23.88	36th	Kickoff Returns	vs.	Kickoff Returns	85th	20.52
0.83	18th	Turnover Margin	vs.	Turnover Margin	46th	0.43
2.00	49th	Sacks	vs.	Sacks Allowed	49th	1.57
2.33	81st	Sacks Allowed	vs.	Sacks	86th	1.43

Top Notre Dame Performances Against Boston College

INDIVIDUAL

Rushing Yards

Tony Fisher, 26-196, 2 TD; 11.11.2000

Passing Yards

Brady Quinn, 23-39-350, 2 TD; 10.25.2003

Receptions

Armando Allen, 9-47; 11.8.2008

Receiving Yards

Malcolm Johnson, 6-150, 1 TD; 11.7.1998

Points Kicking

Craig Hentrich, 11 (5 XP, 2 FG); 11.7.1992

Kickoff Return Yards

Tony Driver, 6-158; 11.7.1998

Punt Return Yards

Golden Tate, 4-89, 11.8.2008

Touchdowns

Allen Pinkett, 2 TD (2 rushing); 12.29.1983

Reggie Brooks, 2 TD (2 rushing); 11.7.1992

Robert Farmer, 2 TD (2 rushing); 11.9.1996

Jarious Jackson, 2 TD (2 rushing); 10.25.1997

Autry Denson, 2 TD (2 rushing); 11.7.1998

Tony Fisher, 2 TD (2 rushing); 11.20.1999

Julius Jones, 2 TD (1 rushing, 1 PR); 11.20.1999

Tackles

Justin Goheen, 14; 11.20.1993

Interceptions

16 tied with one

TEAM

Points Scored

54 (W 54-7); 1992 in Notre Dame

Points Scored (quarter)

21 (W 54-7); 1992 (first) in Notre Dame

21 (W 52-20); 1997 (fourth) in Notre Dame

Points Scored (half)

37 (W 54-7); 1992 (first) in Notre Dame

Points Allowed

41 (L 39-41); 1993 in Notre Dame

Points Allowed (quarter)

14 (L 39-41); 1993 (second) in Notre Dame

14 (L 11-30); 1994 (third) in Chestnut Hill

14 (L 14-27); 2007 (third) in Notre Dame

Points Allowed (half)

24 (L 39-41); 1993 (first) in Notre Dame

Scoring Summary

Score by Quarters	1	2	3	4	--	Score
Notre Dame	0	0	0	0	0	Record: (5-4)
Boston College	3	7	7	0	17	Record: (6-3)

First Quarter

1:46 BC Aponavicius 27 yd field goal, 14-73 6:01

Second Quarter

6:19 BC Anderson 76 yd interception return (Aponavicius kick)

Third Quarter

10:27 BC Robinson 9 yd pass from Crane (Aponavicius kick), 7-48 3:07

	ND	BC
FIRST DOWNS	16	13
RUSHES-YARDS (NET)	21-66	41-167
PASSING YDS (NET)	226	79
Passes Att-Comp-Int	46-26-4	22-9-0
TOTAL OFFENSE PLAYS-YARDS	67-292	63-246
Fumble Returns-Yards	0-0	0-0
Punt Returns-Yards	3-44	3-36
Kickoff Returns-Yards	4-89	1-14
Interception Returns-Yards	0-0	4-76
Punts (Number-Avg)	7-31.3	8-40.6
Fumbles-Lost	2-1	0-0
Penalties-Yards	6-58	9-90
Possession Time	27:53	32:07
Third-Down Conversions	5 of 15	3 of 14
Fourth-Down Conversions	0 of 2	0 of 0
Red-Zone Scores-Chances	0-0	2-4
Sacks By: Number-Yards	0-0	1-12

RUSHING: Notre Dame-Allen 6-24; Clausen 6-19; Hughes 3-18; Aldridge 5-3; Schwapp 1-2. Boston College-Harris 23-120; Crane 9-40; Haden 6-12; Team 3-minus 5.

PASSING: Notre Dame-Clausen 26-46-4-226. Boston College-Crane 9-22-0-79.

RECEIVING: Notre Dame-Allen 9-47; Tate 6-66; Floyd 5-69; Rudolph 4-29; Schwapp 1-10; Kamara 1-5. Boston College-Gunnell 4-34; Robinson 2-26; Purvis 2-13; Jarvis 1-6.

INTERCEPTIONS: Notre Dame-None. Boston College-Anderson 2-76; Rollins 1-0; Fletcher 1-0.

FUMBLES: Notre Dame-Tate 1-1; Allen 1-0. Boston College-None.

SACKS (UA-A): Notre Dame-None. Boston College-Ramella 1-0.

TACKLES (UA-A): Notre Dame-Smith, H. 7-2; Smith, B. 8-0; McCarthy, K. 5-3; Kuntz 3-2; Richardson 3-0; Brown, S. 2-1; Bruton 2-1; McNeil 2-0; Lambert 2-0; Johnson 1-1; Gordon 1-0; Fleming 1-0; Neal 1-0; Maust 1-0; Ryan 1-0; Nwankwo 1-0; Brown, J. 1-0; Williams, I. 1-0. Boston College-Herzlich 10-1; McLaughlin 7-2; Davis 6-2; Francois 5-3; Fletcher 5-1; Ramella 2-1; Akins 2-0; Rollins 2-0; Brace 2-0; Raji 1-1; LeGrande 1-0; Scafe 1-0; Gause 1-0; Anderson 1-0; Robinson 0-1.

Stadium: Alumni Stadium

Attendance: 44500

Kickoff time: 8:01
3:05

End of Game: 11:06

Total elapsed time:

Officials: John McDaid; Umpire: James Eckl; Linesman: Tommy Walsh; Line judge: Hugh Campbell; Back judge: Bryan Platt; Field judge: Ben Vasconcellis; Side judge: Chris Junjulas.

Temperature: 52

Wind: S 10-15

Weather: Rain

The Last Meeting Boston College 17, Notre Dame 0 Nov. 8, 2008

CHESTNUT HILL, Mass. (AP) -- Paul Anderson intercepted Jimmy Clausen twice, running one back 76 yards for a touchdown on Saturday night, as Boston College beat Notre Dame 17-0 and extended its winning streak against the Fighting Irish to six in a row.

With the victory, BC (6-3) pulled even in the all-time series between the nation's only Catholic schools playing top-tier football - a tally that was unthinkable only a decade ago, when Notre Dame had won eight of 10 matchups and had 11 consensus national championships to one for Boston College.

Clausen completed 26-of-46 passes for 226 yards for the Irish (5-4). But he also had four interceptions, one returned for a score and two others to kill drives after Notre Dame ventured deep into BC territory.

It was the first shutout for either team in the series that began in 1975 and was dominated by the Irish for the first two decades. Notre Dame has dropped BC from its schedule after two more years.

And just in time.

Montel Harris carried 23 times for 120 yards for the Eagles, who posted their third shutout of the season to snap a two-game losing streak and qualify for a bowl game for the 10th year in a row. Chris Crane completed just 9-of-22 passes for 79 yards, but the BC defense held Notre Dame to 66 yards rushing while collecting five turnovers to go with a blocked punt.

Steve Aponavicius, the walk-on placekicker who was the feel good story for BC last season, missed his first field goal attempt but made his second to give the Eagles a 3-0 lead in the first. It stayed that way until Clausen overthrew his receiver over the middle midway through the second and Anderson gathered it in, then let his blockers clear a path to the end zone.

BC made it 17-0 when Golden Tate fumbled a punt and Brad Newman fell on it at the Irish 48 yard-line. Crane brought BC to the 9 before hitting Brandon Robinson for a touchdown with 10:27 to play in the third quarter.

Ifeanyi Momah blocked a punt and Codi Boek fell on it at the Irish 31 yard-line, but Aponavicius, who missed two field goals in a six-point loss to Clemson last week, missed from 32 yards.

Clausen brought Notre Dame to the BC 24 in the final three minutes before he was picked off by Donnie Fletcher, and the Eagles ran out the clock.

**The Last Meeting in Notre Dame
#4 Boston College 27, Notre Dame 14
Oct. 13, 2007**

NOTRE DAME, Ind. (AP) -- Matt Ryan kept Notre Dame from getting payback on unbeaten Boston College.

Ryan used a series of screens and short passes to keep the blitzing Irish off balance and threw two touchdowns to lead the fourth-ranked Eagles to a 27-14 victory over Notre Dame.

The Irish were hoping to put a damper on BC's national title hopes as the Eagles had done when they cost Notre Dame a national championship in 1993. They threatened, but just couldn't pull it out.

BC coach Jeff Jagodzinski said he never viewed the game against the Irish (1-6) as a trap game because he knew his team wouldn't take Notre Dame lightly.

"Our kids were so excited about coming out here and playing this football game. It's a great rivalry," he said.

Jagodzinski said his message has stayed consistent against each opponent.

"I told our guys we can't get to where we want to go unless we keep taking care of business every week," he said.

Boston College is 7-0 for just the fifth time in 107 seasons, the first time since 1942, and beat its rival Notre Dame for the fifth straight time. The Irish lead the series between the only two Catholic schools to play major college football 9-8, but the Eagles have won six of the last seven.

The Eagles appeared ready to blow the game open when Ryan threw a 9-yard scoring pass to Andre Callender to make it 20-0 with 11:42 left in the third quarter. The score was set up when Tyrone Pruitt intercepted a pass by Jimmy Clausen and returned it 30 yards to the Notre Dame 11.

However, the Irish scored a pair of touchdowns 95 seconds apart to cut it to 20-14. Evan Sharpley, who replaced the ineffective Jimmy Clausen at quarterback, threw a 19-yard TD pass to Robby Parris and linebacker Brian Smith returned an interception 25 yards for a touchdown.

The Eagles quickly regained control after the Irish were called for excessive celebration and penalized 15 yards on the kickoff. Brad Newman returned the kick 18 yards to the Notre Dame 44 and the Eagles needed only five plays to score. Ryan, throwing quickly to beat the blitz, hit Kevin Challenger for a 13-yard TD to make it 27-14.

Ryan said he wasn't flustered after throwing the interception for a Notre Dame TD.

"Right after you throw a pick that goes for six you want to come right back out fighting," Ryan said.

"At this point in my career I've thrown plenty of picks. You just have to block it out. As a quarterback you definitely have to have temporary amnesia and go out there and keep chucking it. That's what we did."

Despite the constant blitzing, the Irish didn't sack Ryan.

"He's got a really quick release," Notre Dame nose tackle Pat Kuntz said. "He's good, and there's nothing much else I can say about that. He's probably the best quarterback we've seen."

Ryan, 21-4 as a starter, was 32-of-49 passing. Callender caught 10 passes for 91 yards and rushed for 90 yards on 23 carries, including TD runs of 7 and 1 yards.

The Irish offense struggled again, managing just 222 yards total offense. BC, which entered as the No. 3 defense against the run holding opponents to 49.7 yards a game, held the Irish to 27 yards rushing. It was the fifth time this season the Irish were held to less than 50 yards rushing.

Clausen started but failed to lead the Irish to a score. He was 7-of-20 for 60 yards and was pulled after he threw his second interception on Notre Dame's first offensive play of the second half. That set up BC's third touchdown.

Sharpley was 11-of-29 for 135 yards. Coach Charlie Weis said he would have to review the tape before deciding who will start against USC next week.

"I'm never big on blaming the quarterback for the lack of production on the offense," Weis said.

Weis said the biggest problem for the Irish were too many mistakes. The Irish had the excessive celebration penalty set up one score, the interception set up another and the punter's knee touching the ground another.

"I think we had a chance in this game, but the bottom line is they won 27-14," he said. "If I sit there and say, 'God if we were just better on that snap, or if we would have hit this one pass or if we didn't get a penalty. ...' But the thing is, we did."

**Scoring
Summary**

Score by Quarters	1	2	3	4		Score	
Boston College	6	7	14	0	--	27	Record: (7-0)
Notre Dame	0	0	14	0	--	14	Record: (1-6)

First Quarter

11:38 BC Callender 7 yd run (Aponavicius kick failed), 5-73 1:24

Second Quarter

1:32 BC Callender 1 yd run (Aponavicius kick), 8-41 4:43

Third Quarter

11:26 BC Callender 9 yd pass from Ryan (Aponavicius kick), 3-11 0:54

10:27 ND Parris 19 yd pass from Sharpley (Walker kick), 7-79 0:59

8:52 ND Smith, B. 25 yd interception return (Walker kick)

7:00 BC Challenger 13 yd pass from Ryan (Aponavicius kick), 5-44 1:52

	BC	ND
FIRST DOWNS	21	14
RUSHES-YARDS (NET)	34-168	21-27
PASSING YDS (NET)	291	195
Passes Att-Comp-Int	49-32-1	49-18-2
TOTAL OFFENSE PLAYS-YARDS	83-459	70-222
Fumble Returns-Yards	0-0	0-0
Punt Returns-Yards	0-0	3-34
Kickoff Returns-Yards	3-43	4-74
Interception Returns-Yards	2-30	1-25
Punts (Number-Avg)	5-41.4	6-42.2
Fumbles-Lost	0-0	0-0
Penalties-Yards	15-131	7-64
Possession Time	39:03	20:57
Third-Down Conversions	7 of 17	6 of 18
Fourth-Down Conversions	0 of 3	1 of 4
Red-Zone Scores-Chances	4-6	1-1
Sacks By: Number-Yards	2-11	0-0

RUSHING: Boston College-Callender 23-90; Whitworth 7-68; Ryan 3-10; Team 1-0. Notre Dame-Aldridge 5-17; Allen 3-9; Hughes 5-6; Clausen 1-4; Schwapp 1-4; Sharpley 4-0; Team 1-minus 1; Price 1-minus 12.

PASSING: Boston College-Ryan 32-49-1-291. Notre Dame-Sharpley 11-29-0-135; Clausen 7-20-2-60.

RECEIVING: Boston College-Callender 10-91; Gunnell 7-37; Megwa 5-56; Purvis 5-52; Challenger 2-22; Whitworth 1-18; Robinson 1-12; Jarvis 1-3. Notre Dame-Parris 4-94; Carlson 4-29; Allen 3-16; Schwapp 2-22; Kamara 2-19; Yeatman 1-7; Aldridge 1-5; West 1-3.

INTERCEPTIONS: Boston College-Pruitt 1-30; Tribble 1-0. Notre Dame-Smith, B. 1-25.

SACKS (UA-A): Boston College-Brace 1-0; Albright 1-0. Notre Dame-None.

TACKLES (UA-A): Boston College-Herzlich 2-5; Silva 4-2; Dunbar 3-3; Morris 3-1; Akins 1-2; McLaughlin 1-2; Ramella 1-2; Francois 0-3; Pruitt 2-0; Albright 2-0; Anderson 1-1; Larkin 1-1; Rossi 1-1; Geiser 1-0; Smith 1-0; Willette 1-0; Tribble 1-0; Brace 1-0; Smith 0-1; Giles 0-1; Newman 0-1. Notre Dame-Brockington 10-3; Laws 4-7; Bruton 6-0; Zbikowski 3-3; Wooden 5-0; Vernaglia 4-1; Kuntz 2-3; Lambert 2-2; Ryan 1-3; Williams, I. 3-0; Smith, T. 0-3; Walls 2-0; Smith, B. 1-1; Neal 1-1; Stephenson 0-2; Smith, S. 1-0; Carlson, J. 1-0; McCarthy, K. 1-0; Jabbie 1-0; Ragone 0-1; Richardson 0-1; Brown, S. 0-1.

Stadium: Notre Dame Stadium **Attendance:** 80795
Kickoff time: 3:43 **End of Game:** 7:36 **Total elapsed time:** 3:53
Officials: Referee: J. Childress; Umpire: M. Pellis; Linesman: T. Davis; Line judge: T. Giles; Back judge: B. Hendon; Field judge: C. Brown; Side judge: D. Harrison
Temperature: 57 **Wind:** W 12 **Weather:** Partly Sunny

3 MICHAEL FLOYD



St. Paul, Minn. (Cretin-Derham Hall)
 Birthdate: 11-27-89

Wide Receiver 50 6-3 220

Floyd's Career Highs

Receptions – 10, Pittsburgh (11.1.08) Receiving Yards – 189, Nevada (9.5.09)
 Longest Reception – 88, Nevada (9.5.09) Receiving TDs – 3, Nevada (9.5.09)

Floyd's Season Highs

Receptions – 7, at Michigan (9.12) Receiving Yards – 189, Nevada (9.5)
 Longest Reception – 88, Nevada (9.5) Receiving TDs – 3, Nevada (9.5)

Floyd's Career Receiving Stats

Year	G-S	Rec	Yds	TD	LG	Rec/G	Avg/C	Avg/G
2008	11-10	48	719	7	51	4.4	15.0	65.4
2009	3-3	13	358	5	88	4.3	27.5	119.3
Total	14-13	61	1077	12	88	4.4	17.7	76.9

Floyd's Game-by-Game

2009	Rec	Yds	Avg	TD	LG
*NEV (9.5)	4	189	47.3	3	88
*at UM (9.12)	7	131	18.7	1	37
*MSU (9.19)	2	38	19.0	1	22
at PUR (9.26)				DNP - injury	
WASH (10.3)				DNP - injury	
USC (10.17)				DNP - injury	
BC (10.24)					
vs. WSU (10.31)					
NAVY (11.7)					
at PITT (11.14)					
UCONN (11.21)					
at STAN (11.28)					

* - games started

Tidbits

- ▶ Floyd led all FBS wideouts in the nation with a 29.09 yards per catch average and was tied for the nation's lead in receiving touchdowns with four (among NCAA qualifying receivers) before suffering a broken collarbone in the second quarter of Notre Dame's 33-30 victory over Michigan State.
- ▶ Floyd also ranked among the top FBS receivers in the nation in receiving yards per game (160.0, 2nd), total receiving yards (320, 2nd) and receptions per game (5.5, 40th) prior to the injury.
- ▶ Floyd had already registered six receptions of at least 20 yards over Notre Dame's first 10 quarters of the season.
- ▶ Floyd hauled in a 22-yard touchdown pass from Clausen with 4:59 to go in the opening quarter to give Notre Dame a 13-3 lead against the Spartans. The touchdown reception was Floyd's fifth of the season.
- ▶ Floyd, who has played just 14 games in his career, already has hauled in 12 career touchdown passes.
- ▶ Floyd moved into a tie with Tim Brown (1984-87) and Bobby Brown (1996-99) for ninth place on the Notre Dame all-time touchdown receptions list.

Career Touchdown Receptions

1. Jeff Samardzija	27 (2003-06)
2. Derrick Mayes	22 (1992-95)
Rhema McKnight	22 (2002-06)
4. Tom Gatewood	19 (1969-71)
5. Maurice Stovall	18 (2002-05)
6. Golden Tate	17 (2007-)
7. Jim Seymour	16 (1966-68)
8. Ken MacAfee	15 (1974-77)
9. Michael Floyd	12 (2008-)
Tim Brown	12 (1984-87)
Bobby Brown	12 (1996-99)

- ▶ Floyd had two catches for 38 yards, including the 22-yard touchdown catch, before the injury.
- ▶ Floyd's 131 yards against Michigan set a school record for receiving yards by an Irish player in the series with the Wolverines. The previous record was 127 set last season by junior WR Golden Tate.
- ▶ The 100-yard receiving mark against the Wolverines for Floyd was his second of the season and sixth of his career. He is now tied for sixth all-time in the Irish annals for 100-yard receiving games.

Games with 100 Yards - Season

1. Tom Gatewood, Jr.	8 (1970)
2. Maurice Stovall, Sr.	6 (2005)
3. Golden Tate, So.	5 (2008)
Jeff Samardzija, Jr.	5 (2005)
5. Michael Floyd, Fr.	4 (2008)
Jeff Samardzija, Sr.	4 (2006)
Tom Gatewood, So.	4 (1969)
Golden Tate, Jr.	4 (2009)

Games with 100 Yards - Career

1. Tom Gatewood	13 (1969-71)
2. Golden Tate	10 (2007-)
3. Derrick Mayes	9 (1992-95)
Jeff Samardzija	9 (2003-06)
5. Maurice Stovall	7 (2002-05)
6. Michael Floyd	6 (2008-)
Jim Seymour	6 (1966-68)
Tim Brown	6 (1984-87)

- ▶ Floyd's 320 yards were the second-most for an Irish receiver in the first two games of a season in school history. The school record is 417 held by Jim Seymour, who had games of 276 against Purdue (single-game school record) and 141 against Northwestern to open the 1966 season.
- ▶ Floyd's 320 yards are the most over any two-game span by an Irish wide receiver since Tim Brown registered 360 yards in consecutive games during the 1986 season.
- ▶ Floyd hooked up with Clausen for his 11th career touchdown reception to give the Irish a 17-14 advantage over Michigan with 7:05 remaining in the first half.
- ▶ Floyd recorded four catches for 189 yards and three touchdowns in the 35-0 rout of Nevada. He averaged 47.3 yards per reception, which broke the previous school record of 41.6 yards per catch by Jim Morse against USC on Nov. 26, 1955. Floyd was named College Football Performance Awards Performer of the Week.
- ▶ Not only were Floyd's 189 yards receiving the most by any wideout in the NCAA FBS that week, but his three receiving touchdowns were also tops on the weekend.
- ▶ The 189 yards receiving marked the second-best single-game total by an Irish sophomore wideout in school history. Jim Seymour was a sophomore in 1966 when he set the school record with 276 yards against Purdue.
- ▶ Floyd became the fourth Irish wideout to ever post two career receptions of over 70 yards and the first to ever accomplish the feat in the same game. Nick Eddy had 74 and 91 yard catches during the 1964 season, Tim Brown had 84 and 77 yard receptions in 1986 and Jeff Samardzija had 73 and 80 yard grabs during 2005.

Yards per Reception - Game (min. 4 rec.)

1. Michael Floyd	47.3 (4 for 189)	vs. Nevada, Sept. 5, 2009
2. Jim Morse	41.6 (5 for 208)	at USC, Nov. 26, 1955
3. Golden Tate	31.8 (4 for 127)	vs. Michigan, Sept. 13, 2008
4. John Carlson	30.3 (4 for 121)	at Michigan State, Sept. 23, 2006
Rhema McKnight	30.3 (4 for 121)	at Boston College, Oct. 25, 2003

- ▶ His 189 yards receiving are the most for an Irish player since Jeff Samardzija totaled 191 against Stanford on Nov. 26, 2005 and ninth most in single-game school history.

Receiving Yards - Game

1. Jim Seymour	276	vs. Purdue, Sept. 24, 1966
2. Golden Tate	244	vs. Washington, Oct. 3, 2009
3. Jack Snow	217	at Wisconsin, Sept. 26, 1964
4. Bobby Brown	208	at Pittsburgh, Nov. 13, 1999
Jim Morse	208	at USC, Nov. 26, 1955
6. Maurice Stovall	207	vs. Brigham Young, Oct. 22, 2005
7. Tom Gatewood	192	vs. Purdue, Sept. 26, 1970
8. Jeff Samardzija	191	at Stanford, Nov. 26, 2005
9. Michael Floyd	189	vs. Nevada, Sept. 5, 2009
10. Tim Brown	184	vs. Navy, Nov. 1, 1986

- ▶ Floyd set a new career-high for longest reception when he raced 88 yards for a touchdown with 10:12 left in the third quarter against Nevada. The 88-yard reception was the third longest in Notre Dame football history and longest since Nov. 7, 1981 when Blair Kiel found Joe Howard for a school record 96 yards.

Longest Reception in ND History

1. Joe Howard	96	vs. Georgia Tech, Nov. 7, 1981
2. Nick Eddy	91	at Pittsburgh, Nov. 7, 1964
3. Michael Floyd	88	vs. Nevada, Sept. 5, 2009
4. Tim Brown	84	vs. SMU, Nov. 8, 1986
Jim Seymour	84	vs. Purdue, Sept. 24, 1966

- ▶ Floyd registered his second career multi-touchdown game against Nevada (he recorded a pair of touchdown receptions against Pittsburgh on Nov. 1, 2008).
- ▶ Floyd not only became the first Irish freshman to register a touchdown catch in a season opener (San Diego State in 2008), but also became the first freshman to register Notre Dame's first points of a season by touchdown. Floyd had 48 receptions for 719 yards on the season. He established new school records for receptions (48), receiving yards (719) and receiving touchdowns (7) by an Irish freshman. He also set a freshman record with 10 receptions against Pittsburgh on Nov. 1, 2008.
- ▶ Floyd put up record setting rookie numbers despite missing nearly three full games with an injury.
- ▶ Floyd still ranked 38th in the nation in receiving touchdowns, 61st in receiving yards per game and 91st in receptions per game in 2008.
- ▶ With seven touchdown receptions last season, Floyd (who holds the record for most TD receptions by a freshman) was tied for ninth place on the Irish single-season list (Tom Gatewood, 1970).
- ▶ Floyd finished the game against Pittsburgh in 2008 with 10 receptions for 100 yards, which was the most catches by an Irish player since Rhema McKnight had 10 receptions against Army in 2006.
- ▶ Floyd was the fourth different freshman in the last 20 years whose first career catch was a touchdown. The others were Raghib "Rocket" Ismail and Derek Brown in 1988, and Derrick Mayes in 1992 – mighty impressive company for Floyd to join.
- ▶ Here is a look at how Floyd's freshman season rated against the rookie campaigns of Notre Dame's top five all-time leaders in career receptions (does not include Tom Gatewood [1968] or Jim Seymour [1965], who were not eligible to play as freshmen).

Player (Year)

Player (Year)	Rec.	Yds.	Avg.	TD
*Michael Floyd (2008)	48	719	15.0	7
Jeff Samardzija (2003)	7	53	7.6	0
Rhema McKnight (2002)	9	91	10.1	0
Tim Brown (1984)	28	340	12.1	1
Maurice Stovall (2002)	18	312	17.3	3
Derrick Mayes (1992)	10	272	27.2	3


- ▶ Floyd is one of two sophomores on Irish leadership committee and also ranked by Lindy's as the 20th-best wide receiver in the country in 2009.
- ▶ A key factor in Notre Dame's wide receiver group being ranked as best in the nation by Phil Steele, number-two by Athlon and fourth best by Lindy's in 2009.

5

ARMANDO ALLEN JR.

Opa Locka, Fla. (Hialeah-Miami Lakes)

Birthdate: 4-30-89



Halfback

JR

5-10

200

Allen's Career Highs

<p>Carries – 23, Michigan State (9.19.09)</p> <p>Longest Rush – 24, at Michigan (9.12.09)</p> <p>Pass Attempts – 1, twice</p> <p>Passing Yards – 10, at UCLA (10.6.07)</p> <p>Passing TDs – 1, Michigan State (9.19.09)</p> <p>Receiving Yds – 66, Stanford (10.4.08)</p> <p>Receiving TDs – 1, three times</p> <p>Kickoff Return Yds – 147, at Michigan State (9.20.08)</p> <p>Kickoff Return TDs – 1, vs. Hawai'i (12.24.08)</p> <p>Punt Return Yds – 35, San Diego State (9.6.08)</p> <p>Most All-Purpose Yds – 247, Purdue (9.27.08)</p>	<p>Rushing Yards – 139, at Michigan (9.12.09)</p> <p>Rushing TDs – 1, six times</p> <p>Pass Completions – 1, twice</p> <p>Longest Completion – 10, at UCLA (10.6.07)</p> <p>Receptions – 9, at Boston College (11.8.08)</p> <p>Longest Reception – 41, vs. Hawai'i (12.24.08)</p> <p>Kickoff Returns – 6, Air Force (11.10.07)</p> <p>Longest Kickoff Return – 96, vs. Hawai'i (12.24.08)</p> <p>Punt Returns – 3, at Michigan State (9.20.08)</p> <p>Longest Punt Return – 22, San Diego State (9.6.08)</p>
---	--

Allen's Season Highs

<p>Carries – 23, Michigan State (9.19)</p> <p>Longest Rush – 24, at Michigan (9.12)</p> <p>Pass Attempts – 1, Michigan State (9.19)</p> <p>Passing Yards – 5, Michigan State (9.19)</p> <p>Passing TDs – 1, Michigan State (9.19)</p> <p>Receiving Yds – 35, USC (10.17)</p> <p>Most All-Purpose Yds – 163, at Michigan (9.12)</p>	<p>Rushing Yards – 139, at Michigan (9.12)</p> <p>Rushing TDs – 1, three times</p> <p>Pass Completions – 1, Michigan State (9.19)</p> <p>Longest Completion – 5, Michigan State (9.19)</p> <p>Receptions – 3, twice</p> <p>Longest Reception – 26, Nevada (9.5)</p>
---	---

Allen's Career Rushing Stats

Year	G-S	Att	Yds	TD	LG	Avg/C	Avg/G
2007	12-4	86	348	0	15	4.0	29.0
2008	13-8	134	585	3	21	4.4	45.0
2009	5-4	83	416	3	24	5.0	83.2
Total	30-16	303	1349	6	24	4.5	45.0

Allen's Career Receiving Stats

Year	G-S	Rec	Yds	TD	LG	Rec/G	Avg/C	Avg/G
2007	12-4	24	124	1	16	2.0	5.2	10.3
2008	13-8	50	355	2	41	3.8	7.1	27.3
2009	5-4	12	110	0	26	2.4	9.2	22.0
Total	30-16	86	589	3	41	2.9	6.8	19.6

Allen's Career All-Purpose Stats

Year	G-S	Rush	RVC	PR	KR	IR	Total	Avg/G
2007	12-4	348	124	0	704	0	1176	98.0
2008	13-8	585	355	66	543	0	1549	119.2
2009	5-4	416	110	0	0	0	526	105.2
Total	30-16	1349	589	66	1247	0	3251	108.4

Allen's Game-by-Game

2009	Rushing					Receiving				
	Att	Yds	Avg	LG	TD	Rec	Yds	Avg	TD	LG
*NEV (9.5)	15	72	4.8	14	1	3	25	8.3	0	26
*at UM (9.12)	21	139	6.6	24	1	2	24	12.0	0	19
MSU (9.19)	23	115	5.0	13	1	2	6	3.0	0	5
at PUR (9.26)										
*WASH (10.3)	12	39	3.2	21	0	3	20	6.7	0	13
*USC (10.17)	12	51	4.2	12	0	2	35	17.5	0	21
BC (10.24)										
vs. WSU (10.31)										
NAVY (11.7)										
at PITT (11.14)										
UCONN (11.21)										
at STAN (11.28)										

* - games started

Tidbits

- ▶ Allen was named a 2009 Doak Walker Award Candidate. He also was ranked as Phil Steele's #17 kick returner and #47 rushing back.
- ▶ Despite missing the entire game against Purdue and not being 100-percent against Washington due to an ankle injury, Allen still ranks among the top FBs running backs in the nation in rushing yards per game (83.2, 47th), yards per rush (5.01, t-62nd), rushes (83, t-70th) and total rushing yards (416, t-71st). He is also 96th in the nation in all-purpose yards per game (105.2).

- ▶ Allen had 50 receptions in 2008 which ranked second-most by an Irish running back in single-season history. Allen's 86 career receptions also rank second-best in career history for Notre Dame running backs. He trails Darius Walker (109, 2004-06) for the school record.
- ▶ Allen is averaging 5.0 yards per carry, including 6.7 yards per carry on second down. He has recorded 13 first downs and one touchdown on 30 carries on second down. The Irish, which average 3.9 yards per carry as a team, are ripping off 6.5 yards per rush on second down.
- ▶ Allen has also proven he is able to advance the chains on third down. He is averaging 3.3 yards per carry for nine first downs on third down. He is 7-for-9 on third down and short (two yards or less) on the season. In fact, Allen is averaging 3.9 yards per carry on third and short. As a team, Notre Dame has converted 11 of its 17 third down and short rushing plays.
- ▶ Allen recorded 51 yards on 12 carries and added 35 yards on two receptions against USC. He averaged 4.2 yards per carry against a defense that allowed 2.0 yards per rush entering the game. Allen's 21-yard reception was his second catch this season of 20 yards or more.
- ▶ Allen took the direct snap (in the Leprecat formation) and raced up the middle to give the Irish a 7-0 lead over Michigan State with 12:21 to go in the first quarter. The touchdown was his third of the season and the sixth of his career.
- ▶ That touchdown gave Allen a rushing score in three consecutive games. He was the first Irish running back to rush for a touchdown in three straight games since Darius Walker did so during the 2006 season.
- ▶ Allen tossed his first career touchdown pass to Robby Parris with 11:49 to go in the third quarter to give the Irish a 23-17 lead against the Spartans. Allen is 2-for-2 passing in his career.
- ▶ Allen was the first Notre Dame non-quarterback to throw a touchdown pass since Nick Setta on Nov. 18, 2000 at Rutgers. Setta hit Tom Lopienski on a fake field goal for a 25-yard touchdown pass.
- ▶ Allen was the first Irish running back to register a touchdown pass and touchdown run in the same game since Oct. 20, 1984, when Allen Pinkett found quarterback Steve Beuerlein on a six-yard score in a 36-32 loss to South Carolina.
- ▶ Allen eclipsed 100 yards rushing against Michigan State for the second consecutive week and the third time in his career. Allen was the first Irish running back to post back-to-back 100 yard rushing games since Robert Hughes closed the 2007 season against both Duke and Stanford with 100+ yards.
- ▶ Allen also finished with a career-high 23 carries against the Spartans.
- ▶ Allen was the 11th player in Irish history to ever record 3,000 career all-purpose yards. Thanks to his 86 all-purpose yards against USC, Allen (3,251) now stands alone in eighth place on the Notre Dame career list.

Most Career All-Purpose Yards

	Total	Rush	Rec.	PR	KR	Year (Opponent)
1. Julius Jones	5462	3108	250	426	1678	1999-2003
2. Autry Denson	5327	4318	432	273	304	1995-98
3. Allen Pinkett	5259	4131	774	-	354	1982-85
4. Tim Brown	5024	442	2493	476	1613	1984-87
5. Raghib Ismail	4187	1015	1565	336	1271	1988-90
6. Darius Walker	4065	3249	816	-	-	2004-06
7. Vagas Ferguson	3838	3742	366	-	-	1976-79
8. Armando Allen	3251	1349	589	66	1247	2007-
9. Johnny Lattner	3116	1724	581	307	376	1951-53
10. Golden Tate	3131	137	1930	155	909	2007-

- ▶ Allen not only rushed for a career-best 139 yards against Michigan, but he also registered his longest career rush of 24 yards.
- ▶ Allen eclipsed 100 rushing yards for the second time in his career.
- ▶ Allen added his second rushing touchdown of the season and fifth of his career with 5:13 to go in the game to give the Irish a 32-31 lead.
- ▶ Allen followed with a two-point conversion rush to make the score 34-31.
- ▶ Allen finished the game against Michigan with 163 all-purpose yards marking the eighth time in his career with 150+ all-purpose yards in a single game.
- ▶ Allen scored a touchdown and eclipsed 1,000 career rushing yards in the victory over Nevada.
- ▶ Allen had 1,549 all-purpose yards in 2008, which ranked second on the team and 10th in single-season Irish history.
- ▶ Allen's nine receptions at Boston College on Nov. 8, 2008 were not only a career-best, but were also the most ever by an Irish running back in a single game.
- ▶ Allen registered his second career multi-touchdown game in the 49-21 rout of Hawai'i in the 2008 Hawai'i Bowl.
- ▶ Allen rushed for a then career-best 134 yards in the 38-21 victory over Purdue on Sept. 27, 2008. He averaged 7.9 yards per carry (the 7.9 per carry average was the highest for a Notre Dame player since Darius Walker averaged 10.2 against Air Force on Nov. 11, 2006).
- ▶ Allen totaled a career-high 247 all-purpose yards against the Boilermakers (-1 on punt returns, 105 on kick returns, 134 in rushing and nine in receiving).
- ▶ Eclipsed 100 yards against the Boilermakers for the first time in his career (previous career-high was 91 yards against Navy on Nov. 3, 2008).
- ▶ The 247 all-purpose yards against Purdue were the most by an Irish player since Julius Jones had 255 against Pittsburgh in 2003 (rushed for 262 yards).

Most All-Purpose Yards In Single-Game History

	Total	Rush	Rec.	PR	KR	Year (Opponent)
1. Willie Maher	361	107	-	80	174	1923 (Kalamazoo)
2. George Gipp	357	150	-	50	157	1920 (Army)
3. Tim Brown	294	15	126	21	132	1987 (Boston College)
4. Tim Brown	284	19	184	-	81	1986 (Navy)
5. Jim Seymour	276	-	276	-	-	1966 (Purdue)
6. Golden Tate	275	31	244	-	-	2009 (Washington)
Tim Brown	275	-4	72	150	57	1987 (Michigan State)
8. Raghib Ismail	268	100	24	-	144	1990 (Miami, Fla.)
9. Vagas Ferguson	263	255	8	-	-	1978 (Georgia Tech)
10. Phil Carter	257	254	3	-	-	1980 (Michigan State)
11. Julius Jones	255	262	-7	-	-	2003 (Pittsburgh)
-- Armando Allen	247	134	9	-1	105	2008 (Purdue)

7 JIMMY CLAUSEN

Westlake Village, Calif. (Oaks Christian)
 Birthdate: 9-21-87



Quarterback JR 6-3 223

Clausen's Career Highs

Carries – 11, at North Carolina (10.11.08)
Longest Rush – 11, twice
Pass Completions – 31, at North Carolina (10.11.08)
Longest Completion – 88, Nevada (9.5.09)
Rushing TDs – 1, three times
Completion % – 84.6 (22-for-26), vs. Hawaii'i (12.24.08)
Passing YPC – 21.0, Nevada (9.5.09)

Rushing Yards – 19, at Boston College (11.8.08)
Pass Attempts – 48, at North Carolina (10.11.08)
Passing Yards – 422, Washington (10.3.09)
Passing TDs – 5, vs. Hawaii'i (12.24.08)
Interceptions – 4, Boston College (11.8.08)
Passing YPA – 17.5, Nevada (9.5.09)
Passing Efficiency – 303.7, Nevada (9.5.09)

Clausen's Season Highs

Carries – 9, USC (10.17)
Longest Rush – 11, USC (10.17)
Pass Completions – 25, at Michigan (9.12)
Longest Completion – 88, Nevada (9.5)
Completion % – 83.3 (15-for-18), Nevada (9.5)
Passing YPC – 21.0, Nevada (9.5)

Rushing Yards – 1, Nevada (9.5)
Pass Attempts – 43, USC (10.17)
Passing Yards – 422, Washington (10.3)
Passing TDs – 4, Nevada (9.5)
Passing YPA – 17.5, Nevada (9.5)
Passing Efficiency – 303.7, Nevada (9.5)

Clausen's Career Passing Stats

Year	G-S	Comp	Att	INT	Yds	TD	LG	Pct	Avg/P	Avg/G	Effic
2007	10-9	138	245	6	1254	7	44	56.3	5.1	125.4	103.9
2008	13-13	268	440	17	3172	25	54	60.9	7.2	244.0	132.5
2009	6-6	124	191	2	1804	14	88	64.9	9.4	300.7	166.4
Total	29-28	530	876	25	6230	46	88	60.5	7.1	214.8	131.9

Clausen's Game-by-Game

2009	Comp	Att	INT	Yds	TD	LG	Pct	Avg/P	Effic
*NEV (9.5)	15	18	0	315	4	88	83.3	17.5	303.7
*at UM (9.12)	25	42	0	336	3	37	59.5	8.0	150.3
*MSU (9.19)	22	31	0	300	2	54	71.0	9.7	173.5
*at PUR (9.26)	15	26	1	171	1	23	57.7	6.6	117.9
*WASH (10.3)	23	31	1	422	2	77	74.2	13.6	203.4
*USC (10.17)	24	43	0	260	2	45	55.8	6.0	122.0
BC (10.24)									
vs. WSU (10.31)									
NAVY (11.7)									
at PITT (11.14)									
UCONN (11.21)									
at STAN (11.28)									

* – games started

Tidbits

- ▶ Clausen is one of four Irish captains and also was ranked by Phil Steele as the 10th-best quarterback in the nation for 2009.
- ▶ Only five quarterbacks in the FBS (among qualifiers on the NCAA passing report) have fewer interceptions than Clausen's two and only Christian Ponder of Florida State (217) in that group has more pass attempts than Clausen.
- ▶ Despite missing over half of the game against Purdue and playing with a turf toe injury the last four games, Clausen still ranks among the top FBS quarterbacks in the nation in passing efficiency (166.35, 2nd), passing yards per attempt (9.45, 5th), passing yards per game (300.67, 5th), passing yards per completion (14.55, 6th), fewest interceptions (two, 6th), total passing yards (1804, 8th), total offense per game (292.5, 9th), passing touchdowns (14, 9th), points responsible for per game (15.0, 11th), total offense yards (1755, 11th), total points responsible for (90, 13th), completion percentage (64.9, 21st), completions per game (20.67, 24th), total completions (124, 31st), and total attempts (191, 42nd).
- ▶ Clausen has moved into the top-10 in almost all Notre Dame career passing lists.
- ▶ Clausen already ranks in the top-five in 11 categories including passing yards per game (second – 214.8 yards), pass attempts per game (second – 30.2), completion percentage (second – 60.5 percent), pass completions per game (second – 18.3), total offense per game (second – 204.2), points responsibility per game (10.1 – third), passing efficiency (third – 131.9), completions (third – 530), attempts (third – 876), passing touchdowns (third – 46). He also ranks third in lowest interception percentage (2.85 percent), fourth in total plays (1024) and fourth in passing yards (6,230) and fifth in total yards (5,921).
- ▶ Here is an interesting comparison between Clausen and the last six Heisman Trophy-winning quarterbacks over their first six games of the season:

Jimmy Clausen (Notre Dame) - 2009

Comp-Att	INT	Pct.	Yards	TD	Avg/G	Efficiency
124-191	2	64.9	1804	14	300.7	166.4

Sam Bradford (Oklahoma) – 2008

Comp-Att	INT	Pct.	Yards	TD	Avg/G	Efficiency
134-185	5	72.4	2052	23	342.0	201.23

Tim Tebow (Florida) – 2007

Comp-Att	INT	Pct.	Yards	TD	Avg/G	Efficiency
97-148	3	65.5	1455	13	242.5	173.05

Troy Smith (Ohio State) – 2006

Comp-Att	INT	Pct.	Yards	TD	Avg/G	Efficiency
101-148	2	68.2	1261	15	210.2	170.56

Matt Leinart (USC) – 2004

Comp-Att	INT	Pct.	Yards	TD	Avg/G	Efficiency
113-172	2	65.7	1435	14	239.2	160.31

Jason White (Oklahoma) – 2003

Comp-Att	INT	Pct.	Yards	TD	Avg/G	Efficiency
129-187	3	69.0	1762	20	293.7	183.43

Carson Palmer (USC) – 2002

Comp-Att	INT	Pct.	Yards	TD	Avg/G	Efficiency
143-238	6	60.1	1633	9	272.2	125.17

▶ Clausen led Notre Dame to its fourth consecutive fourth quarter comeback against Washington (third straight that resulted in victory). He is the first Irish signal caller to ever accomplish the feat. Here is where Clausen ranks all-time in fourth quarter comebacks among Notre Dame quarterbacks:

Player	4th Quarter Comebacks	4th Quarter Comeback Victories
Brady Quinn (2003-06)	9	6
Ron Powlus (1994-97)	8	7
Joe Montana (1975, 1977-78)	7	6
Jarius Jackson (1996-99)	6	5
Rick Mirer (1990-92)	6	5
Jimmy Clausen (2007-)	5	4

▶ Clausen was attempting to lead Notre Dame to its fourth consecutive fourth quarter come-from-behind victory. With the Irish trailing 34-14 with 13:33 remaining in the game against USC, the Irish signal caller guided a seven-play, 68-yard touchdown drive to bring Notre Dame within 14 at 34-20. He completed 3-of-4 passes for 39 yards on the drive and capped it off with a two-yard touchdown run.

▶ Clausen and Notre Dame regained the ball following an interception. He went 2-for-2 for 18 yards on the drive and tossed a touchdown pass to junior WR Golden Tate with 7:28 to go in the game.

▶ After the Irish defense stopped USC, Clausen and the Irish got the ball on their own 22-yard line. He proceeded to move Notre Dame all the way to the Trojans' four-yard line. Clausen led a 17-play march for 74 yards. Either through the air or on the ground, Clausen totaled 67 yards (60 in the air and seven on the ground) on the drive, including first down completions on a key third and fourth down play. Clausen found senior WR Robby Parris for 13 yards on a fourth and 10 to keep the drive alive.

▶ The comeback would have been the greatest fourth quarter rally since the Irish stormed past Houston in the 1979 Cotton Bowl behind Joe Montana, erasing a 22-point fourth-quarter deficit for a 35-34 win.

▶ Clausen was 11-for-21 for 117 yards, one touchdown rushing and one touchdown passing in the fourth quarter (five of the incompletions were throwaways out of bounds). He has been at the top of his game in the fourth quarter and overtime all season. Clausen is 40-for-66 for 513 yards with six touchdowns (one on the ground) and no interceptions in the final quarter and overtime this season. Here is Clausen's breakdown in the fourth quarter and overtime:

Game	Comp.	Att.	Comp. %	INT	Yds	TDs
Nevada	1	1	100.0	0	15	0
Michigan	9	17	52.9	0	77	1
Michigan State	5	8	62.5	0	113	1
Purdue	7	10	70.0	0	72	1
Washington	7	9	77.8	0	119	1
USC	11	21	52.4	0	117	2*
Totals	40	66	60.6	0	513	6*

*includes a two-yard touchdown rush

▶ Clausen hooked up with Tate for a 45-yard touchdown pass with 5:18 to go in the third quarter to cut the USC lead to 20-14. The touchdown was the first allowed by USC all season through the air.

▶ Clausen has now registered four touchdown passes this season of over 45 yards.

▶ Clausen has now thrown a touchdown pass in six consecutive games.

▶ Clausen has already registered 25 passes of at least 20 yards this season.

▶ Clausen registered his first rushing touchdown of the season and the third of his career. It was his first rushing touchdown since Nov. 25, 2007 against Stanford. He also scampered 11 yards for a first down in the third quarter, tying for the longest rush of his career.

▶ Clausen has now registered five multi-touchdown games in 2009 and 15th of his career.

▶ Clausen moved past Rick Mirer (1989-92) into fourth place on the all-time Notre Dame career passing yards list.

▶ Clausen moved past Steve Beuerlein (1983-86) into third place on the all-time Irish career completions list.

▶ Clausen is the 14th signal caller in Notre Dame history to start under center for three years. The following is a list of Clausen's predecessors, along with their stats (when available) from their third season. In the 13 seasons played by three-year starting Irish quarterbacks, the group amassed a 99-33-4 (.743) combined record.

Player	Year	Att	Comp	Yds	TD	INT	Record
Nate Silver	1905	--	--	--	--	--	5-4
Gus Dorais	1912	--	--	--	--	--	7-0
Jim Phelan	1917	--	--	--	--	--	6-1-1
Ralph Guglielmi	1954	127	68	1160	6	7	9-1
Daryl Lamonica	1962	128	64	821	6	7	5-5
Terry Hanratty	1968	197	116	1466	10	9	7-2-1
Tom Clements	1974	215	122	1549	8	11	10-2
Blair Kiel	1982	219	118	1273	3	10	6-4-1

Steve Beuerlein	1985	214	107	1335	3	13	5-6
Tony Rice	1989	138	70	1176	8	7	12-1
Rick Mirer	1992	234	120	1876	15	6	10-1-1
Ron Powilus	1996	232	133	1942	12	4	8-3
Brady Quinn	2005	450	292	3919	32	7	9-3

- ▶ Clausen finished with a career-high 422 yards passing against Washington.
- ▶ It marks the second time he has surpassed 400 yards passing in his career. His previous career-high was 401 yards against Hawai'i in the 2008 Hawai'i Bowl.
- ▶ Clausen was the third Irish quarterback to ever eclipse 400 yards passing in a game, joining Joe Theismann and Brady Quinn. He is the second Notre Dame signal caller to accomplish the feat more than once in a career (Quinn).
- ▶ The 422 yards passing ranked seventh-best in single-game Irish history.
- ▶ Clausen has registered three touchdown passes this season of over 60 yards.
- ▶ Clausen and Tate connected on the first play of the second half. The play went for 77 yards to set up another Irish field goal. It was Clausen's sixth completion of 50 yards or longer this season.
- ▶ Clausen has seven career 300-yard passing games and four this season.
- ▶ Clausen's 13.61 yards per attempt ranked as the second-best in single-game school history. He already holds the school record for yards per attempt (15.42), set against Hawai'i in last season's Hawai'i Bowl.
- ▶ Clausen guided the Irish on a go-ahead touchdown drive in the waning minutes of the fourth quarter for the second straight week. On the drive, Clausen went 4-for-4 for 57 yards, including a 12-yard touchdown pass to Kyle Rudolph with 1:20 left in regulation.
- ▶ Clausen continued his stellar play in the first quarter against Washington. He completed 4-of-5 passes for 41 yards over the first 15 minutes. To that point of the season, Clausen was completing 73.8% (31-for-42) of his passes for 397 yards and two touchdowns in the first quarter of Notre Dame's first five games this season.
- ▶ Clausen hooked up with Golden Tate for a 67-yard touchdown pass with 3:27 remaining in the first half to give Notre Dame a 16-14 lead.
- ▶ Clausen was limited to just 24 plays against Purdue due to a turf toe injury before returning to action with 7:34 remaining in the fourth quarter.
- ▶ Clausen led the Irish on a 12-play, 72-yard drive capped off with a touchdown pass to sophomore TE Kyle Rudolph on fourth down with 24.8 seconds left in regulation to give Notre Dame a 24-21 victory.
- ▶ Clausen went 6-for-9 on the drive for 69 yards, including the go-ahead touchdown pass.
- ▶ The Irish scored with just 24.8 seconds remaining on the clock. It was the latest Notre Dame has scored to secure a victory on the road since 1997 when Scott Cengia booted a field goal with five seconds left to secure a 23-22 victory at Hawai'i.
- ▶ Notre Dame has never registered a longer drive (72 yards) to win a game on the road with less than 25 seconds to go in the contest in school history.
- ▶ With his touchdown pass to Rudolph, Clausen moved past Rick Mirer (1989-92) into sole possession of third place on the Irish all-time passing touchdowns list.
- ▶ Clausen threw his first interception of the season with 18.1 seconds to go before halftime against Purdue. It was his first interception since the USC game of 2008. In fact, Clausen had gone 147 consecutive pass attempts without an interception.
- ▶ The 147 passes without an interception was second-longest streak by an Irish quarterback in school history. Former All-American Brady Quinn registered a streak of 226 passes without an interception during the 2006 season.

Consecutive Passes Without INT - Multiple Games

1. Brady Quinn	226
Michigan State 2006 - Army 2006	
2. Jimmy Clausen	147
USC 2008 - Purdue 2009	
3. Brady Quinn	143
Stanford 2005 - Michigan 2006	
4. Jimmy Clausen	132
Michigan State 2008 - North Carolina 2008	
5. Brady Quinn	130
USC 2005 - Navy 2005	
6. Carlyle Holiday	126
Pittsburgh 2002 - Rutgers 2002	

- ▶ Clausen was the first Irish quarterback to eclipse 300 yards passing in three straight games to open a season and four consecutive games overall (including last season's Hawai'i Bowl).
- ▶ Clausen connected on all nine pass attempts in the opening quarter for 128 yards and one touchdown against Michigan State.
- ▶ In fact, Clausen completed his first 10 passes of the game before Mike Ragone dropped his 11th pass attempt of the afternoon against the Spartans.
- ▶ Clausen's 10 straight completions to open the game against Michigan State is the no worse than the second-most consecutive completions to open a game in Notre Dame school history. Jarious Jackson opened the game with Navy on Nov. 14, 1998 with 12 straight completions.
- ▶ Clausen went 4-for-5 for 59 yards, including a 33-yard touchdown pass to Golden Tate, on Notre Dame's drive to grab a 33-30 lead over Michigan State with 5:18 remaining in the fourth quarter.
- ▶ Over the four games against Hawai'i, Nevada, Michigan and Michigan State, Clausen completed 84-of-117 passes (71.8 %) for 1,352 yards with 14 touchdowns and no interceptions. That equates to a 208.3 quarterback efficiency rating.
- ▶ Clausen surpassed 5,000 career passing yards against Michigan. He became the fifth Notre Dame quarterback to ever accomplish the feat.
- ▶ Clausen reached 5,000 career passing yards faster than any other Irish signal caller in school history. He reached 5,000 career passing yards in his 25th game in a Notre Dame uniform, while former All-American Brady Quinn did not reach the mark until his 27th career game.
- ▶ Here is an interesting comparison between Clausen and Quinn's statistics over their first 25 career games:

	Brady Quinn	Jimmy Clausen
Completions	366	446
Attempts	712	745
Completion Percentage	51.4%	59.9%
Passing Yards	4,644	5,077
Touchdowns	28	39
Interceptions	26	23
Passing Yards Per Game	185.8	203.1
Efficiency Rating	111.9	128.2

- ▶ Clausen has thrown three or more touchdown passes nine times over his Irish career - all over Notre Dame's last 22 games.
- ▶ Clausen's 336 yards are the most ever by an Irish signal caller against Michigan.
- ▶ Clausen completed 9-of-17 passes for 113 yards and one touchdown in the fourth quarter against the Wolverines.
- ▶ On the drive following Michigan's kickoff return for touchdown (giving the Wolverines a 14-3 lead), Clausen guided a seven play, 76-yard drive to bring Notre Dame within a score of 14-10. He went 3-for-3 on the drive for 56 yards, including a 37-yard strike to Floyd.
- ▶ After the Irish defense then forced the Wolverines into a three and out following the touchdown, Clausen guided another scoring drive. Notre Dame went 69 yards on seven plays before Clausen found Floyd in the corner of the end zone to give the Irish a 17-14 lead. He completed 3-of-4 passes for 55 yards and a touchdown.
- ▶ On Notre Dame's three scoring drives following Michigan's kickoff return for touchdown (two touchdowns and a field goal), Clausen completed 7-for-8 passes for 118 yards and two touchdowns.
- ▶ Clausen attempted 42 passes against Michigan without an interception. The 42 pass attempts were the sixth-most in single-game school history without a pick. Interestingly, Clausen has five of the top 10 best games in terms of most passes in a single game without an interception.
- ▶ Clausen finished the afternoon against Nevada 15-of-18 for 315 yards, four touchdowns and no interceptions. He completed 83.3% of his passes, which ranked tied for sixth-best in Irish single-game history (equaling his effort against Navy on Nov. 15, 2008). Clausen earned AT&T Player of the Week.
- ▶ Clausen has now posted completion percentages of over 80% in three separate games over his career, making him the only Notre Dame quarterback to post three such games. His trio of games all rank among the top 10 completion percentages in single-game Irish history.

Completion Percentage - Game

1. Steve Beuerlein	90.9	vs. Colorado, Sept. 22, 1984
2. Rick Slager	85.7	at Northwestern, Sept. 25, 1976
Rick Mirer	85.7	at Purdue, Sept. 28, 1991
Jarious Jackson	85.7	vs. Navy, Nov. 14, 1998
5. Jimmy Clausen	84.6	vs. Hawai'i, Dec. 24, 2008
6. Jimmy Clausen	83.3	vs. Nevada, Sept. 5, 2009
Jimmy Clausen	83.3	vs. Navy, Nov. 15, 2008
8. Bob Williams	81.3	at Michigan State, Nov. 5, 1949
9. Brady Quinn	80.5	at Purdue, Oct. 1, 2005

- ▶ Clausen set a school record for average passing yards per attempt against Nevada. His average of 17.50 yards per attempt bested his own previous school record of 15.42 set in the 2008 Hawai'i Bowl. Clausen established school records for single-game yards passing per attempt in consecutive outings.
- ▶ Clausen recorded a pass efficiency rating of 303.67 in the Nevada game, surpassing his career best of 277.63 set in the 2008 Hawai'i Bowl. The rating was the best by an Irish quarterback in a single game in the Charlie Weis era.
- ▶ Clausen posted the highest completion percentage, efficiency rating, yards per attempt, yards per completion and touchdown to interception ratio of any quarterback in all of the FBS that week. He also threw the second-most touchdowns overall.
- ▶ Clausen tossed touchdown passes of 19 and 24 yards to Rudolph and Floyd, respectively, in the first half. The signal caller was nearly perfect in the opening 15 minutes. Clausen completed 8-of-9 passes for 90 yards and one touchdown in the opening 15 minutes.
- ▶ Clausen set new a career-high for his longest completion when he hooked up with Floyd for 88 yards. The 88-yard completion was the third longest in Notre Dame football history and longest since Nov. 7, 1981 when Blair Kiel found Joe Howard for a school record 96 yards.
- ▶ His four touchdown passes against Nevada rank tied for fifth-best in single-game Irish history.
- ▶ Clausen is the second Irish quarterback to ever have multiple games with at least four touchdown passes.
- ▶ Clausen started all 13 games at quarterback for the Irish in 2008 and recorded the third-most prolific passing season in Notre Dame history. He completed 268 of his 440 pass attempts (60.9 pct) for 3,172 passing yards (244.0 yards per game) on the year and tossed 25 touchdowns. Clausen established records for every major passing category by a sophomore Notre Dame quarterback. The only better statistical seasons were Brady Quinn in 2005 and 2006. He ranked 43rd in passing efficiency nationally at 132.49 and ranked 40th in total offense at 238.38.
- ▶ Clausen completed 22 of 26 passes for 401 yards and five TDs with no interceptions vs. Hawai'i in the Sheraton Hawai'i Bowl. He set individual career bests in completion percentage (84.6 percent), passing yards (401) and TD passes (five). Clausen's statistics also helped set Notre Dame team bowl records in points (49), passing yards (413), passing touchdowns (five) and total yards (478). His passing yards, passing touchdowns and completion percentage were individual bowl records for the Irish. Clausen's completion percentage was the second best by any quarterback at any school in bowl game history.
- ▶ Clausen is only the second Notre Dame quarterback to throw for at least 20 touchdowns in a season (Brady Quinn in 2005 and 2006).
- ▶ Clausen closed the 2008 season with 268 completions, 440 pass attempts, 3,172 yards and 25 touchdowns. He ranked third in single-season Notre Dame history in all three categories. He ranked in the top-five in eight single-season categories including attempts (third), attempts per game (third - 33.8), completions (third), completions per game (third - 20.6), completion percentage (fifth - 60.9 percent), passing yards (third), passing yards per game (third - 244.0) and touchdown passes (third).
- ▶ Clausen had 43 completions of over 20 yards in 2008 after connecting on just 13 in 10 games as a freshman in 2007.

9 KYLE RUDOLPH



Cincinnati, Ohio (Elder)
 Birthdate: 11-9-89

Tight End 50 6-6 260

Rudolph's Career Highs

Receptions – 6, Michigan State (9.19.09) Receiving Yards – 95, Michigan State (9.19.09)
 Longest Reception – 52, Michigan State (9.19.09) Receiving TDs – 1, five times

Rudolph's Season Highs

Receptions – 6, Michigan State (9.19) Receiving Yards – 95, Michigan State (9.19)
 Longest Reception – 52, Michigan State (9.19) Receiving TDs – 1, three times

Rudolph's Career Receiving Stats

Year	G-S	Rec	Yds	TD	LG	Rec/G	Avg/C	Avg/G
2008	13-13	29	340	2	29	2.2	11.7	26.2
2009	6-6	24	276	3	52	4.0	11.5	46.0
Total	19-19	53	616	5	52	2.8	11.6	32.4

Rudolph's Game-by-Game

2009	Rec	Yds	Avg	TD	LG
*NEV (9.5)	4	29	7.3	1	19
*at UM (9.12)	3	38	12.7	0	24
*MSU (9.19)	6	95	15.8	0	52
*at PUR (9.26)	4	52	13.0	1	22
*WASH (10.3)	4	53	13.3	1	30
*USC (10.17)	3	9	3.0	0	5
BC (10.24)					
vs. WSU (10.31)					
NAVY (11.7)					
at PITT (11.14)					
UConn (11.21)					
at STAN (11.28)					

* - games started

Tidbits

- Rudolph is a member Irish Leadership Committee despite being just a sophomore. He also is the only sophomore on the 2009 Mackey Award Midseason Watch List.
- Rudolph hooked up with Jimmy Clausen with 1:20 left in the fourth quarter to give the Irish a 31-30 lead over Washington. The touchdown was his third of the season and the fifth of his career.
- Rudolph has scored a touchdown to give Notre Dame a lead with less than two minutes remaining in regulation in two games (at Purdue, vs. Washington).
- Rudolph registered a 30-yard reception against the Huskies. He has four receptions this season for 20 or more yards.
- Of Rudolph's 24 receptions this season, 11 have resulted in first downs and three others went for touchdowns.
- Rudolph hooked up with Clausen with 24.8 seconds left in regulation on a fourth down play to give the Notre Dame a 24-21 victory over Purdue. Of his four receptions against the Boilermakers, the first three gave the Irish a first down and his fourth gave Notre Dame the victory.
- Rudolph hauled in a career-best 52-yard reception on Notre Dame's opening drive of the first quarter against Michigan State and added an eight-yard reception on the touchdown drive as well. Rudolph totaled 60 of the 84 yards on the drive.
- The 52-yard catch is the longest by an Irish tight end since John Carlson had a 62-yard grab against Michigan State on Sept. 23, 2006.
- Rudolph nearly bested his career-high in both receptions and receiving yards in the first half alone. He had four receptions for 74 yards before halftime. Rudolph's single-game high for receptions was five against Stanford on Oct. 4, 2008 and receiving yards was 78 against Hawaii on Dec. 24, 2008.
- Rudolph did set a career-high with six receptions and 95 yards receiving against the Spartans.
- Rudolph was named the John Mackey Tight End Of The Week for his efforts against Michigan State.
- Rudolph had three receptions for 38 yards against Michigan. He did have a 76-yard grab nullified due to a holding penalty.
- Rudolph had four receptions for 29 yards and one touchdown in the 35-0 victory over Nevada. The touchdown was the third of his career. Two of Rudolph's grabs gave the Irish first downs, including his 19-yard TD snag on 3rd and 16.
- Rudolph exploded onto the scene in 2008. A USA Today first-team All-American and considered by most recruiting sites as the top tight end in the nation, Rudolph started all 13 games last season and became the first Notre Dame rookie tight end to ever start a season opener.
- Rudolph owns the school record for rookie tight ends in both receptions (29) and receiving yards (340).
- Here is how Rudolph's freshman season compared to four other outstanding Notre Dame rookie tight ends (Brown and McAfee each were named first team All-Americans later in their career).

Player (Year)	Rec.	Yds.	Avg.	TD
Kyle Rudolph (2008)	*29	*340	11.7	2
Ken McAfee (1974)	14	146	10.4	1
Dean Maszta (1978)	13	236	18.2	0
Derek Brown (1988)	12	150	12.5	*3
Jabari Holloway (1997)	8	144	18.0	1

* Notre Dame rookie single-season TE records

- Rudolph became the first Irish freshman tight end to record a touchdown reception in 11 years in the victory over Purdue. Jabari Holloway was the last Notre Dame tight end to do so in a 33-15 loss at Stanford in 1997. He broke the drought with his five-yard grab of a Jimmy Clausen pass in the third quarter as the Irish extended their lead to 28-14 over the Boilermakers.
- Rudolph is the first Notre Dame rookie tight end to haul in touchdown passes in consecutive weeks (Purdue and Stanford) since Derek Brown did during the 1988 season. Ironically enough, Brown also did it in victories over both Purdue and Stanford.

10 DAYNE CRIST



Canoga Park, Calif. (Notre Dame)
 Birthdate: 10-9-89

Quarterback 50 6-4 235

Crist's Season/Career Highs

Carries – 4, at Purdue (9.26) Rushing Yards – 16, at Purdue (9.26)
 Longest Rush – 16, at Purdue (9.26) Pass Attempts – 10, at Purdue (9.26)
 Pass Completions – 5, at Purdue (9.26) Passing Yards – 45, at Purdue (9.26)
 Longest Completion – 15, Nevada (9.5) Completion % – 100.0 (2-for-2), Nevada (9.5)
 Passing YPA – 8.5, Nevada (9.5) Passing YPC – 9.0, at Purdue (9.26)
 Passing Efficiency – 171.4, Nevada (9.5) Interceptions – 1, Michigan State (9.19)

Crist's Career Passing Stats

Year	G-S	Comp	Att	INT	Yds	TD	LG	Pct	Avg/P	Avg/G	Effic
2009	3-0	8	14	1	61	0	15	57.1	4.4	20.3	79.5

Crist's Game-by-Game

2009	Comp	Att	INT	Yds	TD	LG	Pct	Avg/P	Effic
NEV (9.5)	2	2	0	17	0	15	100.0	8.5	171.4
at UM (9.12)						DNP			
MSU (9.19)	1	2	1	-1	0	0	50.0	-0.5	-54.2
at PUR (9.26)	5	10	0	45	0	12	50.0	4.5	87.8
WASH (10.3)						DNP			
USC (10.17)						DNP			
BC (10.24)									
vs. WSU (10.31)									
NAVY (11.7)									
at PITT (11.14)									
UConn (11.21)									
at STAN (11.28)									

* - games started

Tidbits

- Crist opened the second quarter at quarterback for the Irish against Purdue and promptly rushed for 16 yards on his first career rush.
- Despite attempting just one pass, Crist led the Irish to a pair of touchdown drives in the second quarter to help give Notre Dame a 17-7 halftime lead against the Boilermakers.

13 EVAN SHARPLEY



Marshall, Mich. (Marshall)
 Birthdate: 11-4-86

Quarterback SR 6-2 217

Sharples's Career Highs

Carries – 10, twice Rushing Yards – 3, vs. Navy (11.3.07)
 Longest Rush – 13, vs. Navy (11.3.07) Pass Attempts – 33, vs. USC (10.20.07)
 Pass Completions – 17, twice Passing Yards – 208, at Purdue (9.29.07)
 Longest Completion – 43, at Purdue (9.29.07) Passing TDs – 2, twice
 Interceptions – 1, three times Completion % – 76.9 (10-for-13), vs. Georgia Tech (9.1.07)
 Passing YPA – 8.0, at Purdue (9.29.07) Passing YPC – 13.0, at Purdue (9.29.07)
 Passing Efficiency – 146.43, at Purdue (9.29.07)

Sharpley's Career Passing Stats

Year	G-S	Comp	Att	INT	Yds	TD	LG	Pct	Avg/P	Avg/G	Effic
2005					DNP						
2006	8-0	1	2	0	7	0	7	50.0	3.5	0.9	79.4
2007	8-2	77	140	3	736	5	43	55.0	5.3	92.0	106.7
2008	3-0	3	5	0	18	0	6	60.0	3.6	6.0	90.2
2009	0-0	0	0	0	0	0	0	0.0	0.0	0.0	0.0
Total	19-2	81	147	3	761	5	43	55.1	5.2	40.1	105.7

Tidbits

- ▶ Sharpley returned to campus for his fifth year of eligibility following an outstanding summer with the Seattle Mariners' Arizona League rookie ball club.
- ▶ Led the team in games played (37), runs scored (31), hits (44), doubles (12), home runs (seven), RBI (29), total bases (81), walks (21), slugging percentage (.614) and batting average (.333). He also ranked among the top 10 in the entire league in games played (t-1st), home runs (t-3rd), total bases (t-3rd), hits (4th), walks (t-3rd), slugging percentage (4th), OPS (4th), doubles (t-4th), on-base percentage (t-4th), runs (6th), RBI (7th) and batting (10th).
- ▶ Sharpley was selected in the 50th round of the 2009 MLB First-Year Player draft by the Mariners.
- ▶ In addition to his football responsibilities, Sharpley, who teaches five classes of geography and history at South Bend Adams High School, is spending his entire final semester at Notre Dame student-teaching.

18 DUVAL KAMARA

Jersey City, N.J. (Hoboken)
Birthdate: 3-1-89

Wide Receiver
JR
6-5
219

Kamara's Career Highs

- Receptions – 6, twice
- Longest Reception – 35, at Stanford (11.24.07)
- Carries – 1, at Michigan (9.12.09)
- Longest Rush – 10, at Michigan (9.12.09)
- Receiving Yards – 93, at Stanford (11.24.07)
- Receiving TDs – 2, Navy (11.3.07)
- Rushing Yards – 10, at Michigan (9.12.09)

Kamara's Season Highs

- Receptions – 3, twice
- Longest Reception – 15, at Purdue (9.26)
- Rushing Yards – 10, at Michigan (9.12)
- Receiving Yards – 23, twice
- Carries – 1, at Michigan (9.12)
- Longest Rush – 10, at Michigan (9.12)

Kamara's Career Receiving Stats

Year	G-S	Rec	Yds	TD	LG	Rec/G	Avg/C	Avg/G
2007	11-5	32	357	4	35	2.9	11.2	32.5
2008	13-9	20	206	1	28	1.5	10.3	15.8
2009	6-3	9	72	0	15	1.5	8.0	12.0
Total	30-17	61	635	5	35	2.0	10.4	21.2

Kamara's Game-by-Game

2009	Rec	Yds	Avg	TD	LG
NEV (9.5)	0	0	0.0	0	0
*at UM (9.12)	1	6	6.0	0	6
*MSU (9.19)	3	23	7.7	0	10
*at PUR (9.26)	3	20	6.7	0	15
WASH (10.3)	0	0	0.0	0	0
USC (10.17)	2	23	11.5	0	12
BC (10.24)					
vs. WSU (10.31)					
NAVY (11.7)					
at PITT (11.14)					
UCONN (11.21)					
at STAN (11.28)					

* - games started

Tidbits

- ▶ Notre Dame's biggest wide receiver.
- ▶ Kamara moves into the starting spot on the depth chart at the Z receiver spot following the injury to Michael Floyd.
- ▶ Kamara took a swing pass and raced 10 yards for a first down against Michigan, but was credited with his first career rush as the pass was caught behind the line of scrimmage. He also added a six-yard reception.
- ▶ Had arthroscopic surgery on right knee on Tuesday, Aug. 11 to repair cartilage and returned to full-go on Tuesday, Sept. 1.
- ▶ Set school records for receptions and receiving yards by an Irish rookie in 2007 (both marks broken in 2008 by Michael Floyd).
- ▶ Has one career multi-touchdown game.
- ▶ Key member of talented group of receivers on Irish roster that are ranked as the best in the nation by Phil Steele, second-best by Athlon and fourth by Lindy's.
- ▶ Ranked as the 22nd-best receiver in the nation by Phil Steele.

23 GOLDEN TATE

Hendersonville, Tenn. (Hendersonville)
Birthdate: 8-2-88

Wide Receiver
JR
5-11
195

Tate's Career Highs

- Receptions – 9, twice
- Longest Reception – 77, Washington (10.3.09)
- Carries – 9, at Purdue (9.26.09)
- Longest Rush – 31, Washington (10.3.09)
- Longest Kick Return – 40, at Michigan (9.15.07)
- Kick Returns – 5, twice
- Punt Return Yards – 50, vs. Navy (11.15.08)
- Most All-Purpose Yards – 275, Washington (10.3.09)
- Receiving Yards – 244, Washington (10.3.09)
- Receiving TDs – 3, vs. Hawai'i (12.24.08)
- Rushing Yards – 55, at Purdue (9.26.09)
- Rushing TDs – 1, twice
- Kick Return Yards – 133, at Michigan (9.15.07)
- Longest Punt Return – 42, at Boston College (11.8.08)
- Punt Returns – 6, vs. Navy (11.15.08)

Tate's Season Highs

- Receptions – 9, twice
- Longest Reception – 77, Washington (10.3)
- Rushing Yards – 55, at Purdue (9.26)
- Longest Kick Return – 24, USC (10.17)
- Kick Returns – 3, twice
- Punt Return Yards – 23, Michigan State (9.19)
- Most All-Purpose Yards – 275, Washington (10.3)
- Receiving Yards – 244, Washington (10.3)
- Carries – 9, at Purdue (9.26)
- Longest Rush – 31, Washington (10.3)
- Kick Return Yards – 62, USC (10.17)
- Longest Punt Return – 23, Michigan State (9.19)
- Punt Returns – 2, Michigan State (9.19)

Tate's Career Receiving Stats

Year	G-S	Rec	Yds	TD	LG	Rec/G	Avg/C	Avg/G
2007	12-2	6	131	1	43	0.5	21.8	10.9
2008	13-8	58	1080	10	69	4.5	18.6	83.1
2009	6-6	41	719	6	77	6.8	17.5	119.8
Total	31-16	105	1930	17	77	3.4	18.4	62.3

Tate's Career All-Purpose Stats

Year	Rush	RCV	PR	KR	IR	Total	Avg/G
2007	4	131	0	326	0	461	38.4
2008	37	1080	116	521	0	1754	134.9
2009	96	719	39	62	0	916	152.7
Total	137	1930	155	909	0	3131	101.0

Tate's Game-by-Game

2009	Receiving				Rushing				
	Rec	Yds	Avg	TD	LG	Yds	Avg	LG	TD
*NEV (9.5)	3	59	19.7	0	36	1	3.0	3	0
*at UM (9.12)	9	115	12.8	2	27	1	5.0	5	0
*MSU (9.19)	7	127	18.1	1	54	1	-1.0	0	0
*at PUR (9.26)	5	57	11.4	0	17	9	6.1	15	1
*WASH (10.3)	9	244	27.1	1	77	1	31.0	31	0
*USC (10.17)	8	117	14.6	2	45	1	3.0	3	0
BC (10.24)									
vs. WSU (10.31)									
NAVY (11.7)									
at PITT (11.14)									
UCONN (11.21)									
at STAN (11.28)									

* - games started

Tidbits

- ▶ Tate ranks among the top FBS receivers in the nation in receiving yards per game (119.8, 5th), touchdown receptions (6, t-6th), total receiving yards (719, 6th), yards per catch (17.54, 7th), receptions per game (6.83, t-21st), total receptions (41, t-27th) and all-purpose yards (152.67, 20th).
- ▶ Here is where Tate ranks among the other top FBS wideouts.

Player	Catches	Yds	TDs	Rec/Gm	Yds/Catch	Yds/Gm
Dezmon Briscoe, Kansas	38	671	4	7.6	17.66	134.20
Greg Salas, Hawaii	42	791	5	7.0	18.83	131.83
Vincent Brown, San Diego State	45	778	6	7.5	17.29	129.67
Freddie Barnes, Bowling Green	85	882	8	12.1	10.38	126.00
Golden Tate, Notre Dame	41	719	6	6.8	17.54	119.83

- ▶ Tate has already registered 27 catches that have resulted in first downs and 13 have come on a first down play. He also has nine receptions of over 20 yards, including six over 30 yards. Tate has now recorded 32 receptions of at least 20 yards and 23 catches have gained at least 30 yards over his career.

► Tate recorded his first kickoff return of the season on the opening kick of the second half against USC. He returned it 24 yards. Tate totaled 62 yards on three kick returns on the day, moving him past Allen Rossum (1994-97) into eighth place on the Notre Dame career list for kickoff return yards with 909.

Kickoff Return Yards - Career		Total Kick/Punt Return Yards - Career	
1. Julius Jones	72-1678 (1999-2001, '03)	1. Julius Jones	2104 (1678, 426); 1999-03
2. Tim Brown	69-1613 (1984-87)	2. Tim Brown	2089 (1613, 476); 1984-87
3. Raghieb Ismail	46-1271 (1988-90)	3. Vontez Duff	1955 (1230, 725); 2000-03
4. Armando Allen	54-1247 (2007-)	4. Raghieb Ismail	1607 (1271, 336); 1988-90
5. Vontez Duff	47-1230 (2000-03)	5. Allen Rossum	1318 (891, 427); 1994-97
6. Tony Driver	47-1083 (1997-2000)	6. Armando Allen	1313 (1247, 66); 2007-
7. Jim Stone	49-1079 (1977-80)	7. Tony Driver	1083 (1083, 0); 1997-00
8. Golden Tate	44-909 (2007-)	8. Jim Stone	1079 (1079, 0); 1977-80
9. Allen Rossum	29-891 (1994-97)	9. Golden Tate	1064 (909, 155); 2007-
10. Emmett Mosley	30-778 (1993-96)		
Clint Johnson	27-778 (1990-93)		

► Tate hooked up with junior QB Jimmy Clausen for a 45-yard touchdown pass with 5:18 to go in the third quarter to cut the USC lead to 20-14.
 ► The touchdown reception was Tate's fifth of the season and the 16th of his career.
 ► Tate added his second touchdown reception of the game, sixth of the season and 17th of his career with 7:28 left in regulation to cut the Trojans lead to 34-27.
 ► It was Tate's fourth multi-touchdown game of his career and fourth multi-receiving touchdown game.

Touchdown Receptions	
1. Jeff Samardzija	27 (2003-06)
2. Derrick Mayes	22 (1992-95)
Rhema McKnight	22 (2002-06)
4. Tom Gatewood	19 (1969-71)
5. Maurice Stovall	18 (2002-05)
6. Golden Tate	17 (2007-)
7. Jim Seymour	16 (1966-68)
8. Ken MacAfee	15 (1974-77)
9. Michael Floyd	12 (2008-)
Tim Brown	12 (1984-87)
Bobby Brown	12 (1996-99)

► The 100-yard receiving game is Tate's fourth of the season and the 10th of his career. He is now alone in second place on Notre Dame's all-time 100-yard receiving games list.

Games with 100 Yards - Season		Games with 100 Yards - Career	
1. Tom Gatewood, Jr.	8 (1970)	1. Tom Gatewood	13 (1969-71)
2. Maurice Stovall, Sr.	6 (2005)	2. Golden Tate	10 (2007-)
3. Golden Tate, So.	5 (2008)	3. Derrick Mayes	9 (1992-95)
4. Jeff Samardzija, Jr.	5 (2005)	Jeff Samardzija	9 (2003-06)
5. Golden Tate, Jr.	4 (2009)	5. Maurice Stovall	7 (2002-05)
Michael Floyd, Fr.	4 (2008)	6. Jim Seymour	6 (1966-68)
Jeff Samardzija, Sr.	4 (2006)	Tim Brown	6 (1984-87)
Tom Gatewood, So.	4 (1969)		

► Tate was the 12th player in Irish history to ever record 3,000 career all-purpose yards. Thanks to his 184 all-purpose yards against USC, Tate (3,131) now stands alone in 10th place on the Notre Dame career list. He most recently passed George Gipp.

Most Career All-Purpose Yards						
	Total	Rush	Rec.	PR	KR	Year (Opponent)
1. Julius Jones	5462	3108	250	426	1678	1999-2003
2. Autry Denson	5327	4318	432	273	304	1995-98
3. Allen Pinkett	5259	4131	774	-	354	1982-85
4. Tim Brown	5024	442	2493	476	1613	1984-87
5. Raghieb Ismail	4187	1015	1565	336	1271	1988-90
6. Darius Walker	4065	3249	816	-	-	2004-06
7. Vagas Ferguson	3838	3742	366	-	-	1976-79
8. Armando Allen	3251	1349	589	66	1247	2007-
9. Johnny Lattner	3116	1724	581	307	376	1951-53
10. Golden Tate	3131	137	1930	155	909	2007-

► Tate registered a career-best 275 all-purpose yards against Washington. It was the most all-purpose yards by an Irish player since Tim Brown had 294 against Boston College in 1987. He has eclipsed 120 all-purpose yards five times in 2009 and 13 times over his Irish career.

Most All-Purpose Yards in Single-Game History						
	Total	Rush	Rec.	PR	KR	Year (Opponent)
1. Willie Maher	361	107	-	80	174	1923 (Kalamazoo)
2. George Gipp	357	150	-	50	157	1920 (Army)
3. Tim Brown	294	15	126	21	132	1987 (Boston College)
4. Tim Brown	284	19	184	-	81	1986 (Navy)
5. Jim Seymour	276	-	276	-	-	1966 (Purdue)
6. Golden Tate	275	31	244	-	-	2009 (Washington)
Tim Brown	275	-4	72	150	57	1987 (Michigan State)
8. Raghieb Ismail	268	100	24	-	144	1990 (Miami, Fla.)
9. Vagas Ferguson	263	255	8	-	-	1978 (Georgia Tech)
10. Phil Carter	257	254	3	-	-	1980 (Michigan St.)

► Tate finished the game against Washington with a career-best 244 yards receiving on a career-high tying nine receptions. The 244 yards are the second most by an FBS receiver this season.

FBS Receiving Yards - Game					
1. Freddie Barnes, Bowling Green	vs. Kent State	22	278	3	
2. Golden Tate, Notre Dame	vs. Washington	9	244	1	
3. Stephen Williams, Toledo	vs. Ball State	10	231	2	
4. Jeremy Williams, Tulane	vs. McNeese State	10	222	2	
5. Mike Williams, Syracuse	vs. Northwestern	11	209	2	

► Tate eclipsed 200 yards receiving midway through the third quarter. He became the sixth Irish wideout to ever surpass 200 yards receiving and first since Maurice Stovall against BYU in 2005.
 ► The 244 yards receiving are the second most in single-game Irish school history and the most since Jim Seymour set the school record with 276 yards receiving against Purdue in 1966.

Receiving Yards - Game			
1. Jim Seymour	276	vs. Purdue	Sept. 24, 1966
2. Golden Tate	244	vs. Washington	Oct. 3, 2009
3. Jack Snow	217	at Wisconsin	Sept. 26, 1964
4. Bobby Brown	208	at Pittsburgh	Nov. 13, 1999
Jim Morse	208	at USC	Nov. 26, 1955
6. Maurice Stovall	207	vs. Brigham Young	Oct. 22, 2005
7. Tom Gatewood	192	vs. Purdue	Sept. 26, 1970
8. Jeff Samardzija	191	at Stanford	Nov. 26, 2005
9. Michael Floyd	189	vs. Nevada	Sept. 5, 2009
10. Tim Brown	184	vs. Navy	Nov. 1, 1986

► Tate's 27.1 yards per catch average ranked as the eighth-best in single-game Irish school history. Tate now has three of the top eight games in school history in that category.

Yards per Reception - Game (min. 4 rec.)			
1. Michael Floyd	(4 for 189) 47.3	vs. Nevada	Sept. 5, 2009
2. Jim Morse	(5 for 208) 41.6	at USC	Nov. 26, 1955 (NCAA record)
3. Golden Tate	(4 for 127) 31.8	vs. Michigan	Sept. 13, 2008
4. John Carlson	(4 for 121) 30.3	at Michigan State	Sept. 23, 2006
Rhema McKnight	(4 for 121) 30.3	at Boston College	Oct. 25, 2003
6. Golden Tate	(6 for 177) 29.5	vs. Hawai'i (Hawai'i Bowl)	Dec. 24, 2008
Jeff Samardzija	(6 for 177) 29.5	vs. North Carolina	Nov. 4, 2006
8. Golden Tate	(9 for 244) 27.1	vs. Washington	Oct. 3, 2009
9. Tim Brown	(7 for 184) 26.3	vs. Navy	Nov. 1, 1986
10. Tony Hunter	(5 for 131) 26.2	vs. USC	Oct. 20, 1979

► Tate ripped off a 31-yard rush on a reverse on Notre Dame's first offensive play from scrimmage against Washington. The carry was the longest of his career (besting a 24-yard reverse against Michigan State in 2008).
 ► Hauled in a 67-yard touchdown catch from Clausen with 3:27 remaining in the first half to give Notre Dame a 16-14 lead over the Huskies. The 67-yard catch was the third longest of his career.
 ► Tate and Clausen connected on the first play of the second half. The play went for 77 yards to set up another Irish field goal. It marked Tate's longest career reception.
 ► Tate was used exclusively in the leprecat formation, in place of injured Irish running back Armando Allen, against Purdue.
 ► Tate recorded a career-high nine rushes and career-high 55 yards, including a 14-yard touchdown run with 4:43 remaining before halftime to give the Irish a 17-7 lead.
 ► The touchdown run was his first of the season and the second of his career.
 ► Tate bested his previous career-highs for carries (two at Washington in 2008) and rushing yards (24 at Michigan State in 2008) in the second quarter alone against the Boilermakers. He totaled 50 yards on six carries in the quarter.
 ► Tate also made his first career appearance in the backfield as a running back and promptly raced 15 yards on Notre Dame's touchdown drive to open the second quarter.
 ► Tate totaled 128 all-purpose yards against Purdue.
 ► Tate collected a 54-yard reception on Notre Dame's touchdown drive to open the third quarter against Michigan State. The reception for Tate was the fifth longest of his Irish career.
 ► Tate eclipsed 100 yards receiving against Michigan State for the second consecutive game.
 ► Tate hauled in a 33-yard touchdown pass from Clausen to give the Irish a 33-30 lead with 5:18 to go in the fourth quarter. The touchdown grab was Tate's third of the season and the 14th of his career.
 ► Tate hauled in nine catches for 115 yards against Michigan.
 ► Tate's nine receptions are the most by an Irish player in the all-time series with the Wolverines, besting the previous high of seven set by three different players (most recently Darius Walker in 2006).
 ► Tate also tied five other Irish players (most recently junior RB Robert Hughes in 2008) with the most touchdowns in a single game against the Wolverines in the series.
 ► Tate hooked up with Clausen for his 12th career touchdown reception to bring Notre Dame within four, 14-10, early in the second quarter.
 ► Tate added his second touchdown catch of the afternoon and 13th of his career with 9:46 to go in the fourth quarter to bring the Irish within five points at 31-26.
 ► Tate totaled 203 all-purpose yards (177 receiving, 17 kick, nine punt) and three touchdowns in the 49-21 rout of Hawai'i in the 2008 Hawai'i Bowl. His 177 receiving yards and three TDs were then career-bests. One of his touchdowns went for 69 yards, which was the longest play from scrimmage on the year for the Irish and then longest of Tate's career. Tate set school bowl game records for receiving yards and receiving touchdowns.
 ► Tate ranked 28th in the NCAA FBS in receiving yards per game (83.08) and tied for 83rd in receptions per game (4.46) in 2008.
 ► Tate also tied for 16th in the nation with 10 receiving touchdowns last season.
 ► Among players with at least 4.46 receptions per game last year, Tate ranked second in the NCAA FBS with a 18.62 yards per reception average.
 ► Tate led the Irish in all-purpose yards (1,754), receptions (10), receiving yards (1,080), receiving touchdowns (10) and total touchdowns (11). His 1,754 all-purpose yards ranked third in Irish history. Tate's 58 catches tied him for seventh-most in a season at Notre Dame and his 1,080 receiving yards were the fifth-most in Irish history. He tallied five games with at least 100 receiving yards — tied for third-most in a season. Tate registered 18 receptions of at least 20 yards and 15 receptions of at least 30 yards. His 10 TD catches was the sixth-most in a Notre Dame season.

► Tate became the sixth Notre Dame wideout to ever surpass 1,000 receiving yards in a single season. Here is how he compared to those record setting seasons:

Player (Year)	Rec.	Yds.	Avg.	TD
Jeff Samardzija (2005)	77	1,249	16.2	15
Maurice Stovall (2005)	69	1,149	16.7	11
Tom Gatewood (1970)	77	1,123	14.6	7
Jack Snow (1964)	60	1,114	18.6	9
Golden Tate (2008)	58	1,080	18.6	10
Jeff Samardzija (2006)	78	1,017	13.0	12

► Registered 223 all-purpose yards in the home finale against Syracuse on Nov. 22, 2008. He eclipsed 185 all-purpose yards in six games in 2008.

Most All-Purpose Yards In Single-Season History

	Total	Rush	Rec.	PR	KR	Year
1. Tim Brown*	1937	254	910	75	698	1986
2. Tim Brown	1847	144	846	401	456	1987
3. Golden Tate	1754	37	1080	116	521	2008
4. Raghbi Ismail	1723	537	699	151	336	1990
5. Allen Pinkett	1682	1394	288	-	-	1983
6. Darius Walker	1658	1267	391	-	-	2006
7. Raghbi Ismail	1628	478	535	502	113	1989
8. Autry Denson	1627	1179	111	196	141	1996
9. Autry Denson	1604	1268	175	68	93	1997
10. Armando Allen	1549	585	355	66	543	2008

*Brown also holds season per game record at 176.1 (1937 in 11)

25 JONAS GRAY

Pontiac, Mich. (Detroit Country Day School)
Birthdate: 6-27-90

Halfback

50

5-10

220

Gray's Career Highs

Carries – 9, three times
Longest Rush – 19, twice
Receiving Yards – 42, at Purdue (9.26.09)
Kickoff Returns – 1, twice
Longest Kickoff Return – 5, at UNC (10.11.08)

Rushing Yards – 61, at Washington (10.25.08)
Receptions – 2, at Purdue (9.26.09)
Longest Reception – 23, at Purdue (9.26.09)
Kickoff Return Yards – 5, at UNC (10.11.08)

Gray's Season Highs

Carries – 9, twice
Longest Rush – 19, Nevada (9.5)
Receiving Yards – 42, at Purdue (9.26)

Rushing Yards – 50, Nevada (9.5)
Receptions – 2, at Purdue (9.26)
Longest Reception – 23, at Purdue (9.26)

Gray's Career Rushing Stats

Year	G-S	Att	Yds	TD	LG	Avg/C	Avg/G
2008	7-0	21	90	0	19	4.3	12.9
2009	6-1	25	92	0	19	3.7	15.3
Total	13-1	46	182	0	19	4.0	14.0

Gray's Game-by-Game

2009	Rushing					Receiving				
	Att	Yds	Avg	LG	TD	Rec	Yds	Avg	TD	LG
NEV (9.5)	9	50	5.6	19	0	1	5	5.0	0	5
at UM (9.12)	3	0	0.0	4	0	1	7	7.0	0	7
MSU (9.19)	4	24	6.0	15	0	0	0	0.0	0	0
*at PUR (9.26)	9	18	2.0	0	0	2	42	21.0	0	23
WASH (10.3)	0	0	0.0	0	0	0	0	0.0	0	0
USC (10.17)	0	0	0.0	0	0	0	0	0.0	0	0
BC (10.24)										
vs. WSU (10.31)										
NAVY (11.7)										
at PITT (11.14)										
UCONN (11.21)										
at STAN (11.28)										

* – games started

Tidbits

► Gray registered his first career start against Purdue replacing the injured Armando Allen.
 ► Gray entered the contest against the Boilermakers with only two career receptions for 12 yards, but he hauled in a then career-long 19-yard reception on Notre Dame's initial drive of the game and added a 23-yard reception on the second drive of the evening for the Irish.

32 THEO RIDDICK

Manville, N.J. (Immaculata)
Birthdate: 5-4-91

Halfback

FR

5-10

195

Riddick's Season/Career Highs

Carries – 5, Nevada (9.5)
Longest Rush – 24, at Purdue (9.26)
Kickoff Return Yards – 129, Washington (10.3)

Rushing Yards – 24, at Purdue (9.26)
Kickoff Returns – 6, Washington (10.3)
Longest Kick Return – 38, Michigan State (9.19)

Riddick's Career Rushing Stats

Year	G-S	Att	Yds	TD	LG	Avg/C	Avg/G
2009	6-0	7	43	0	24	6.1	7.2

Riddick's Career Kickoff Return Stats

Year	G-S	No	Yds	TD	LG	Avg/R	Avg/G
2009	6-0	18	426	0	38	23.7	71.0

Riddick's Career All-Purpose Stats

Year	G-S	Rush	RCV	PR	KR	IR	Total	Avg/G
2009	6-0	43	0	0	426	0	469	78.2

Riddick's Game-by-Game

2009	Rushing					Receiving				
	Att	Yds	Avg	LG	TD	Rec	Yds	Avg	TD	LG
NEV (9.5)	5	19	3.8	9	0	0	0	0.0	0	0
at UM (9.12)	1	0	0.0	0	0	0	0	0.0	0	0
MSU (9.19)	0	0	0.0	0	0	0	0	0.0	0	0
at PUR (9.26)	1	24	24.0	24	0	0	0	0.0	0	0
WASH (10.3)	0	0	0.0	0	0	0	0	0.0	0	0
USC (10.17)	0	0	0.0	0	0	0	0	0.0	0	0
BC (10.24)										
vs. WSU (10.31)										
NAVY (11.7)										
at PITT (11.14)										
UCONN (11.21)										
at STAN (11.28)										

* – games started

Riddick's Game-by-Game

2009	Kick Returns				
	Att	Yds	Avg	LG	TD
NEV (9.5)	1	23	23.0	23	0
at UM (9.12)	1	23	23.0	23	0
MSU (9.19)	4	107	26.8	38	0
at PUR (9.26)	4	96	24.0	35	0
WASH (10.3)	6	129	21.5	27	0
USC (10.17)	2	48	24.0	31	0
BC (10.24)					
vs. WSU (10.31)					
NAVY (11.7)					
at PITT (11.14)					
UCONN (11.21)					
at STAN (11.28)					

Tidbits

► Riddick's 23.63 yards per kickoff return ranks 61st-best in the FBS. It also ranks as the eighth-best total of any true freshman kick returner in the nation.

Player	KR	KR Yds	TDs	Avg	Ret/Gm
Warren Norman, Vanderbilt	22	569	1	25.86	3.14
Quincy McDuffie, UCF	18	437	1	24.28	3.00
Eric Stephens, Texas Tech	17	438	0	25.76	2.43
Onterio McCalebb, Auburn	11	272	0	24.73	1.83
Conner Vernon, Duke	10	246	0	24.6	2.00
Eric Williams, Ball State	21	535	0	25.48	3.00
Orwin Smith, Georgia Tech	19	450	0	23.68	3.17
Theo Riddick, Notre Dame	18	426	0	23.67	3.00

33 ROBERT HUGHES



Chicago, Ill. (Hubbard)
 Birthdate: 6-21-89

Halfback JR 5-11 234

Hughes' Career Highs

Carries – 19, Michigan (9.13.08)
Longest Rush – 45, at Stanford (11.24.07)
Kickoff Returns – 2, twice
Longest Kick Return – 15, Michigan State (9.22.07)
Receiving Yards – 32, San Diego State (9.6.08)
Rushing Yards – 136, at Stanford (11.24.07)
Rushing TDs – 2, Michigan (9.13.08)
Kickoff Return Yards – 18, at Purdue (9.29.07)
Receptions – 3, three times
Longest Reception – 25, Washington (10.3.09)

Hughes' Season Highs

Carries – 15, at Purdue (9.26)
Longest Rush – 37, Washington (10.3)
Receiving Yards – 25, Washington (10.3)
Rushing Yards – 70, Washington (10.3)
Receptions – 3, at Purdue (9.26)
Longest Reception – 25, Washington (10.3)

Hughes' Career Rushing Stats

Year	G-S	Att	Yds	TD	LG	Avg/C	Avg/G
2007	11-1	53	294	4	45	5.5	26.7
2008	12-3	112	382	4	18	3.4	31.8
2009	6-0	36	175	3	37	4.9	29.2
Total	29-4	201	851	11	45	4.2	29.3

Hughes' Career Receiving Stats

Year	G-S	Rec	Yds	TD	LG	Rec/G	Avg/C	Avg/G
2007	11-1	3	17	0	13	0.3	5.7	1.5
2008	12-3	14	93	0	15	1.2	6.6	7.8
2009	6-0	5	33	0	25	0.8	6.6	5.5
Total	29-4	22	143	0	25	0.8	6.5	4.9

Hughes' Game-by-Game

2009	Rushing					Receiving				
	Att	Yds	Avg	LG	TD	Rec	Yds	Avg	TD	LG
NEV (9.5)	6	20	3.3	8	0	0	0	0.0	0	0
at UM (9.12)	1	0	0.0	0	0	0	0	0.0	0	0
MSU (9.19)	0	0	0.0	0	0	1	-1	-1.0	0	-1
at PUR (9.26)	15	68	4.5	20	1	3	9	3.0	0	5
WASH (10.3)	8	70	8.8	37	1	1	25	25.0	0	25
USC (10.17)	6	17	2.8	7	1	0	0	0.0	0	0
BC (10.24)										
vs. WSU (10.31)										
NAVY (11.7)										
at PITT (11.14)										
UCONN (11.21)										
at STAN (11.28)										

Tidbits

- ▶ Hughes plunged ahead from two-yards out with 1:04 remaining in the first quarter to tie the score with USC, 7-7.
- ▶ It was his third rushing touchdown of the season and the 11th of his career.
- ▶ Hughes has now registered a rushing touchdown in three consecutive games.
- ▶ Hughes recorded a career-long 25-yard reception with 14:51 remaining in the fourth quarter. He added a 37-yard rush on the same drive (the second longest carry of his career). Hughes totaled 53 yards on the 93-yard drive (which resulted in just a field goal).
- ▶ Hughes scored Notre Dame's eventual gamewinning touchdown in overtime and also added the two-point conversion late in the fourth quarter to give the Irish a 33-30 lead.
- ▶ The touchdown was Hughes' second of the season and the 10th of his career.
- ▶ Hughes capped off a 73-yard scoring drive against Purdue with a two-yard touchdown plunge with 10:43 to go before halftime to give the Irish a 10-7 lead. He had just 20 yards on seven carries entering the game, but Hughes had four carries for 37 yards on the scoring drive.
- ▶ Hughes has recorded a pair of 100-yard career rushing games and one multi-touchdown game.
- ▶ Hughes took over the starting fullback duties for the injured James Aldridge.

34 JAMES ALDRIDGE



St. Louis, Mo. (Merrillville, Ind.)
 Birthdate: 7-6-87

Fullback SR 6-0 225

Aldridge's Career Highs

Carries – 32, Navy (11.3.07)
Longest Rush – 43, Michigan State (9.22.07)
Receptions – 3, at UCLA (10.6.07)
Longest Reception – 11, at UCLA (10.6.07)
Kickoff Return Yards – 15, Syracuse (11.22.08)
Rushing Yards – 125, Navy (11.3.07)
Rushing TDs – 2, at Washington (10.25.08)
Receiving Yards – 18, at UCLA (10.6.07)
Kickoff Returns – 1, Syracuse (11.22.08)
Longest Kickoff Return – 15, Syracuse (11.22.08)

Aldridge's Season Highs

Carries – 3, Nevada (9.5)
Longest Rush – 9, Nevada (9.5)
Rushing Yards – 13, Nevada (9.5)

Aldridge's Career Rushing Stats

Year	G-S	Att	Yds	TD	LG	Avg/C	Avg/G
2006	7-0	37	142	0	13	3.8	20.3
2007	11-5	121	463	0	43	3.8	42.1
2008	12-1	91	357	3	19	3.9	29.8
2009	2-0	5	15	0	9	3.0	7.5
Total	32-6	254	977	3	43	3.8	30.5

Aldridge's Career Receiving Stats

Year	G-S	Rec	Yds	TD	LG	Rec/G	Avg/C	Avg/G
2006	7-0	0	0	0	0	0.0	0.0	0.0
2007	11-5	5	30	0	11	0.5	6.0	2.7
2008	12-1	3	1	0	6	0.2	0.3	0.1
2009	2-0	0	0	0	0	0.0	0.0	0.0
Total	32-6	8	31	0	11	0.2	3.9	1.0

Aldridge's Game-by-Game

2009	Rushing					Receiving				
	Att	Yds	Avg	LG	TD	Rec	Yds	Avg	TD	LG
NEV (9.5)	3	13	4.3	9	0	0	0	0.0	0	0
at UM (9.12)										
MSU (9.19)										
at PUR (9.26)										
WASH (10.3)										
USC (10.17)	2	2	1.0	2	0	0	0	0.0	0	0
BC (10.24)										
vs. WSU (10.31)										
NAVY (11.7)										
at PITT (11.14)										
UCONN (11.21)										
at STAN (11.28)										

Tidbits

- ▶ Aldridge missed the Michigan, Michigan State, Purdue and Washington games due to an injured shoulder.
- ▶ Aldridge return from injury against USC.
- ▶ Aldridge has eclipsed 100 rushing yards in a game twice in his career and has averaged at least 5.0 yards per carry in eight contests.
- ▶ Aldridge moved to fullback in spring drills and opens training camp as the starter.

55 ERIC OLSEN

Staten Island, N.Y. (Brooklyn Poly Prep)
Birthdate: 6-16-88



Center/Guard	SR	6-5	305
--------------	----	-----	-----

Olsen's Career Stats

Year	G-GS	Time
2006	8-0	20:45
2007	11-6	171:45
2008	13-13	348:12
2009	6-6	95:27
Total	38-25	636:09

Tidbits

- ▶ Olsen is one of four Irish captains.
- ▶ Fiesty and aggressive lineman has the second-longest consecutive games started streak on the roster and has started the third-most games of any Irish player on the roster.
- ▶ Started 25 consecutive contests (19 at left guard, six at center) and played in 38 games in his career.
- ▶ One of the leaders of the offensive line and moves to center from left guard for his senior year.
- ▶ One of four returning starters on the offensive line and one of six linemen with starting experience.

59 CHRIS STEWART

Spring, Texas (Klein)
Birthdate: 9-12-87



Offensive Guard	SR	6-5	330
-----------------	----	-----	-----

Stewart's Career Stats

Year	G-GS	Time
2006	DNP	
2007	6-0	46:44
2008	10-10	242:53
2009	6-6	75:11
Total	22-16	363:48

Tidbits

- ▶ Settled in nicely at offensive guard for the Irish in 2008 after bouncing around in different positions for his first two seasons.
- ▶ Began Notre Dame career as an offensive lineman but tried playing defensive line during spring of 2007 before returning to offensive line during '07 training camp.
- ▶ Played in 22 games over the past three seasons and started 16 games (10 in 2008).
- ▶ Moves from right guard to left guard in 2009 and opens the season as the starter.

72 PAUL DUNCAN

Dallas, Ga. (East Paulding)
Birthdate: 6-18-87



Offensive Tackle	SR	6-7	315
------------------	----	-----	-----

Duncan's Career Stats

Year	G-GS	Time
2005	5-0	23:45
2006	12-0	52:09
2007	12-12	301:44
2008	DNP	
2009	6-6	87:10
Total	35-18	463:48

Tidbits

- ▶ Veteran member of the offensive line and one of two players who returns for a fifth year on the offensive side of the ball.
- ▶ Enjoyed a solid spring practice and enters 2009 as the starter at left tackle.
- ▶ Started 18 of 35 career games played for the Irish including eight starts at left tackle and 10 starts at right tackle (started 12 games in 2007).
- ▶ One of six members of the Irish offensive line in 2009 with starting experience.

74 SAM YOUNG

Coral Springs, Fla. (St. Thomas Aquinas)
Birthdate: 6-24-87



Offensive Tackle	SR	6-8	320
------------------	----	-----	-----

Young's Career Stats

Year	G-GS	Time
2006	13-13	289:17
2007	12-12	310:08
2008	13-13	380:41
2009	6-6	93:21
Total	44-44	1073:27

Tidbits

- ▶ Serves on the Irish Leadership Committee.
- ▶ Notre Dame's top returning offensive lineman enters his final season with the possibility of setting the school record for most starts in a career.
- ▶ Has started all 44 games of his career and is the only Notre Dame offensive lineman to have started every game since his freshman year.
- ▶ His 44 career starts are fifth on the all-time list for career starts at Notre Dame. Former SS Tom Zbikowski (2004-07) and Maurice Crum, Jr. (2005-09) head the list with 48 career starts.

Name	Career Starts	Career
Tom Zbikowski	48	2004-07
Maurice Crum, Jr.	48	2005-08
Brady Quinn	46	2003-06
Ryan Harris	45	2003-06
Sam Young	44	2006-present

- ▶ Became the first Irish offensive lineman to make his debut as a freshman in the season opener since freshmen regained eligibility in 1972.
- ▶ Veteran leader of the offense has more starts under his belt than any other player on the roster.
- ▶ Started 34 games at right tackle and 10 games at left tackle in his career.
- ▶ Started his first 15 games at Notre Dame, all 13 games in 2008 and the first six games of 2009 at right tackle.
- ▶ One of four returning starters on the offensive line in 2009.

78 TREVOR ROBINSON



Elkhorn, Neb. (Elkhorn)
 Birthdate: 5-16-90

Offensive Guard SO 6-5 305

Robinson's Career Stats

Year	G-GS	Time
2008	11-3	190:07
2009	6-6	88:10
Total	17-9	278:17

Tidbits

- ▶ Strong, versatile offensive lineman has already appeared in 17 games early on in his Notre Dame career.
- ▶ Registered three starts as a freshman, logging 190:07 of playing time and making 23 appearances on special teams.
- ▶ Missed spring practice while recovering from an injury but opens 2009 as the starter at right guard.

82 ROBBY PARRIS



Olmstead Falls, Ohio (St. Ignatius)
 Birthdate: 12-3-87

Wide Receiver SR 6-3 205

Parris' Career Highs

Receptions – 9, USC (10.17.09) **Receiving Yards** – 94, Boston College (10.13.07)
Longest Reception – 35, at Penn State (9.8.07) **Receiving TDs** – 1, twice

Parris' Season Highs

Receptions – 9, USC (10.17) **Receiving Yards** – 92, USC (10.17)
Longest Reception – 26, Washington (10.3) **Receiving TDs** – 1, Michigan State (9.19)

Parris' Career Stats

Year	G-S	Rec	Yds	TD	LG	Rec/G	Avg/C	Avg/G
2006	6-0	1	7	0	7	0.2	7.0	1.2
2007	12-4	29	361	1	35	2.4	12.4	30.1
2008	7-0	9	50	0	12	1.3	5.6	7.1
2009	6-3	16	179	1	26	2.7	11.2	29.8
Total	31-7	55	597	2	35	1.8	10.9	19.3

Parris' Game-by-Game

2009	Rec	Yds	Avg	TD	LG
NEV (9.5)	1	10	10.0	0	10
at UM (9.12)	0	0	0.0	0	0
*MSU (9.19)	3	16	5.3	1	6
at PUR (9.26)	1	15	15.0	0	15
*WASH (10.3)	2	46	23.0	0	26
*USC (10.17)	9	92	10.2	0	25
BC (10.24)					
vs. WSU (10.31)					
NAVY (11.7)					
at PITT (11.14)					
UCONN (11.21)					
at STAN (11.28)					

* - games started

Tidbits

- ▶ Parris hauled in a career-high nine receptions against USC. He also registered 92 yards receiving, which is the second-most in his career. Parris has registered four first down receptions on third down plays. In fact, of his 16 catches this season, six have produced an Irish first down on third or fourth down, including a trio of third and fourth or 10+ plays.
- ▶ Parris had two receptions for 46 yards in the victory over Washington. He had a pair of 20+ yard catches, including a 26-yard grab.
- ▶ Recorded his first touchdown reception of 2009 and second of his career against Michigan State. His touchdown gave the Irish a 23-17 lead with 11:49 to go in the third quarter.
- ▶ Parris had just one catch against Purdue, but it could not have come at a better time. He hauled in a 15-yard reception on third down and 14 to give the Irish a critical first down on their gamewinning drive in the waning minutes.

83 MIKE RAGONE



Camden, N.J. (Camden Catholic)
 Birthdate: 2-18-88

Tight End JR 6-5 251

Ragone's Career Highs

Receptions – 1, Navy (11.3.07) **Receiving Yards** – 7, Navy (11.3.07)
Longest Reception – 7, Navy (11.3.07)

Ragone's Career Stats

Year	G-S	Rec	Yds	TD	LG	Rec/G	Avg/C	Avg/G
2007	11-0	1	7	0	7	0.1	7.0	0.6
2008	DNP							
2009	5-2	0	0	0	0	0.0	0.0	0.0
Total	17-2	1	7	0	7	0.1	7.0	0.4

Ragone's Game-by-Game

2009	Rec	Yds	Avg	TD	LG
*NEV (9.5)	0	0	0.0	0	0
at UM (9.12)	0	0	0.0	0	0
MSU (9.19)	0	0	0.0	0	0
*at PUR (9.26)	0	0	0.0	0	0
WASH (10.3)	0	0	0.0	0	0
USC (10.17)	0	0	0.0	0	0
BC (10.24)					
vs. WSU (10.31)					
NAVY (11.7)					
at PITT (11.14)					
UCONN (11.21)					
at STAN (11.28)					

* - games started

Tidbits

- ▶ Made first career start against Nevada in the season opener.
- ▶ Has made 24 special teams appearances in 2009.

2 DARRIN WALLS

Pittsburgh, Pa. (Woodland Hills)
Birthdate: 6-20-88



Cornerback

SR

6-2

190

5 MANTI TE'O

Laie, Hawai'i (Punahou)
Birthdate: 1-26-91



Linebacker

FR

6-2

244

Walls' Career Highs
Total Tackles – 7, at Michigan (9.12.09)
Assisted Tackles – 4, Duke (11.17.07)
Interceptions – 1, twice
INT Return TD – 73, at Penn State (9.8.07)
Pass Breakups – 2, twice

Solo Tackles – 4, twice
Tackles For Loss – 2.0, Navy (11.3.07)
Longest INT Return – 73, at Penn State (9.8.07)
Forced Fumbles – 1, twice

Walls' Season Highs
Total Tackles – 7, at Michigan (9.12)
Assisted Tackles – 3, at Michigan (9.12)
Pass Breakups – 1, three times
Longest INT Return – 2, at Purdue (9.26)

Solo Tackles – 4, at Michigan (9.12)
Tackles For Loss – 1.0, at Michigan (9.12)
Interceptions – 1, at Purdue (9.26)

Walls' Career Stats

Year	G-S	Tackles				Fumbles				
		TT	UT	AT	TFL	Scks	FF	FR	PBU	INT
2006	8-2	4	4	0	0.0-0	0.0-0	0	0-0	1	0-0
2007	12-11	32	23	9	2.5-17	0.0-0	2	0-0	9	1-73
2008					DNP					
2009	6-5	16	10	6	1.0-1	0.0-0	0	0-0	3	1-2
Total	26-18	52	37	15	3.5-18	0.0-0	2	0-0	13	2-75

Year	No.	Kickoff			Punt					
		Yards	Avg.	TD	LG	No.	Yards	Avg.	TD	LG
2006	5	84	16.8	0	28	0	0	0.0	0	0

Walls' Game-by-Game

2009	TT	UT	AT	TFL	Scks	FF	FR	PBU	INT
NEV (9.5)	0	0	0	0.0-0	0.0-0	0	0	0	0
*at UM (9.12)	7	4	3	1.0-1	0.0-0	0	0	1	0
*MSU (9.19)	2	2	0	0.0-0	0.0-0	0	0	1	0
*at PUR (9.26)	2	1	1	0.0-0	0.0-0	0	0	0	1-2
*WASH (10.3)	1	1	0	0.0-0	0.0-0	0	0	0	0
*USC (10.17)	4	2	2	0.0-0	0.0-0	0	0	1	0
BC (10.24)									
vs. WSU (10.31)									
NAVY (11.7)									
at PITT (11.14)									
UCONN (11.21)									
at STAN (11.28)									

* – games started

- Tidbits**
- ▶ One of the top defensive players on the Irish roster looks to continue his growth from his first two years of action.
 - ▶ Started at left cornerback as a sophomore (2007) and was used in nickel situations during freshman season (2006) before leaving school for personal reasons in 2008.
 - ▶ Walls registered his first interception of 2009 and the second of his career on a key fourth down stop against Purdue.
 - ▶ Set a career-high with seven tackles against Michigan. Walls also equaled his career-best total for solo stops with four.

Te'o's Career/Season Highs
Total Tackles – 10, Washington (10.3)
Assisted Tackles – 8, Washington (10.3)
Sacks – 1.0, at Purdue (9.26)

Solo Tackles – 4, USC (10.17)
Tackles For Loss – 1.0, twice

Te'o's Career Stats

Year	G-S	Tackles				Fumbles				
		TT	UT	AT	TFL	Scks	FF	FR	PBU	INT
2009	6-4	24	10	14	2.0-14	1.0-12	0	0-0	0	0-0

Te'o's Game-by-Game

2009	TT	UT	AT	TFL	Scks	FF	FR	PBU	INT
NEV (9.5)	2	2	0	0.0-0	0.0-0	0	0	0	0
*at UM (9.12)	2	1	1	1.0-2	0.0-0	0	0	0	0
MSU (9.19)	1	0	1	0.0-0	0.0-0	0	0	0	0
*at PUR (9.26)	1	1	0	1.0-12	1.0-12	0	0	0	0
*WASH (10.3)	10	2	8	0.0-0	0.0-0	0	0	0	0
*USC (10.17)	8	4	4	0.0-0	0.0-0	0	0	0	0
BC (10.24)									
vs. WSU (10.31)									
NAVY (11.7)									
at PITT (11.14)									
UCONN (11.21)									
at STAN (11.28)									

* – games started


- Tidbits**
- ▶ Te'o registered eight tackles, four solo, in the loss to USC. He has totaled 18 tackles, 9.0 per game, over his last two outings.
 - ▶ Te'o recorded a career-best 10 tackles in the victory over Washington. He became the first Irish freshman to record 10 or more tackles since Ian Williams had 11 against Navy in 2007.
 - ▶ Te'o registered a solo tackle on his first career defensive play against Nevada.
 - ▶ Te'o collected his first career start in an Irish uniform against Michigan. He became the first Notre Dame freshman to start at linebacker since Brian Smith in 2007. Te'o picked up his first tackle for loss against the Wolverines.
 - ▶ Te'o recorded his first career sack with 16 seconds left deep in Purdue territory to help secure Notre Dame's 24-21 victory over the Boilermakers.

► Among returning defensive backs heading into the 2009 season, McNeil registered the 12th most passes broken up in 2008. Here is that list:

Rank	Player, School	Pos.	Cl.	GP	PBU
1.	Alterraun Verner, UCLA	DB	JR	12	18
2.	Brandon Brinkley, Houston	DB	JR	13	15
	Darian Hagan, California	DB	SO	13	15
4.	Jaiurus Byrd, Oregon	DB	JR	13	14
	Syd'Quan Thompson, California	DB	JR	13	14
	Traye Simmons, Minnesota	DB	JR	13	14
7.	Devin Ross, Arizona	DB	JR	13	13
8.	Joshua Moore, Kansas St.	DB	SO	12	12
	David Pender, Purdue	DB	JR	12	12
	Nick Sanders, TCU	DB	JR	13	12
	Joe Haden, Florida	DB	SO	14	12
12.	Raeshon McNeil, Notre Dame	DB	JR	13	11

8

RAESHON MCNEIL



Cooleemee, N.C. (Davie County)
Birthdate: 12-25-87

Cornerback
SR
6-0
190

McNeil's Career Highs

Total Tackles – 6, twice	Solo Tackles – 5, at North Carolina (10.11.08)
Assisted Tackles – 4, Syracuse (11.22.08)	Tackles For Loss – 1.0, at Stanford (11.24.07)
Sacks – 1.0, at Stanford (11.24.07)	Interceptions – 2, Pittsburgh (11.8.08)
INT Return Yards – 47, Pittsburgh (11.8.08)	Longest INT Return – 43, Pittsburgh (11.8.08)
Pass Breakups – 3, at Boston College (11.8.08)	

McNeil's Season Highs

Total Tackles – 5, at Michigan (9.12)	Solo Tackles – 4, at Michigan (9.12)
Assisted Tackles – 1, twice	

McNeil's Career Stats

Year	G-S	Tackles				Fumbles				PBU	INT
		TT	UT	AT	TFL	Scks	FF	FR	FR		
2006	11-0	4	2	2	0.0-0	0.0-0	0	0-0	0	0	0-0
2007	11-1	9	6	3	1.0-10	1.0-10	0	0-0	3	0-0	
2008	13-13	41	28	13	0.0-0	0.0-0	0	0-0	11	2-47	
2009	6-1	6	4	2	0.0-0	0.0-0	0	0-0	0	0-0	
Total	41-15	60	40	20	1.0-10	1.0-10	0	0-0	14	2-47	

McNeil's Game-by-Game

2009	TT	UT	AT	TFL	Scks	FF	FR	PBU	INT
*NEV (9.5)	0	0	0	0.0-0	0.0-0	0	0	0	0
at UM (9.12)	5	4	1	0.0-0	0.0-0	0	0	0	0
MSU (9.19)	0	0	0	0.0-0	0.0-0	0	0	0	0
at PUR (9.26)	0	0	0	0.0-0	0.0-0	0	0	0	0
WASH (10.3)	1	0	1	0.0-0	0.0-0	0	0	0	0
USC (10.17)	0	0	0	0.0-0	0.0-0	0	0	0	0
BC (10.24)									
vs. WSU (10.31)									
NAVY (11.7)									
at PITT (11.14)									
UConn (11.21)									
at STAN (11.28)									

* - games started

Tidbits

- McNeil saw his starting streak of 14 consecutive games come to an end against Michigan. He had started every game for the Irish since the season opener of 2008.
- Ranks 11th all-time in passes broken up following stellar 2008 campaign where he recorded the third-most breakups in a season in school history.
- McNeil registered the most PBUs by an Irish player since Dave Waymer had 12 in 1978.

Passes Broken Up - Season

1.	Clarence Ellis	13 (1969)
2.	Dave Waymer	12 (1978)
3.	Raeshon McNeil	11 (2008)
	Tom Schoen	11 (1967)
	Luther Bradley	11 (1973)
6.	Dennis Phillips	10 (1963)
	Tony Carey	10 (1964)
	Tom Longo	10 (1964)
	David Martin	10 (1966)
	Thomas O'Leary	10 (1966)
	Ralph Stepaniak	10 (1969)

- Quality special teams player for the Irish who has made 205 special-teams appearances.
- McNeil led Notre Dame in '08 with 11 pass breakups, including two in the victory over Michigan, and 13 passes defended (11 PBUs and two INT).
- McNeil recorded three pass breakups in the loss at Boston College on Nov. 8, 2008. The three PBUs were the most in a game for the Irish in the Weis era. In fact, it is the most by an Irish player since Shane Walton and Jerome Sapp each had three against Florida State on Oct. 26, 2002.

9

ETHAN JOHNSON



Portland, Ore. (Lincoln)
Birthdate: 12-18-89

Defensive Tackle
SO
6-4
280

Johnson's Career Highs

Total Tackles – 5, twice	Solo Tackles – 5, at USC (11.29.08)
Assisted Tackles – 3, Michigan State (9.19.09)	QB Hurries – 2, USC (10.17)
Tackles For Loss – 2.0, twice	Sacks – 2.0, vs. Hawai'i (12.24.08)
Pass Breakups – 2, at Michigan State (9.20.08)	Blocked Kicks – 1, Michigan State (9.19.09)
Forced Fumbles – 1, Washington (10.3.09)	Fumble Recovery – 1, at Purdue (9.26.09)

Johnson's Season Highs

Total Tackles – 5, Washington (10.3)	Solo Tackles – 3, twice
Assisted Tackles – 3, Michigan State (9.19)	Tackles For Loss – 2.0, Washington (10.3)
Sacks – 1.0, Washington (10.3)	Blocked Kicks – 1, Michigan State (9.19)
Pass Breakups – 1, USC (10.17)	Forced Fumbles – 1, Washington (10.3)
Fumble Recovery – 1, at Purdue (9.26)	QB Hurries – 2, USC (10.17)

Johnson's Career Stats

Year	G-S	Tackles				Fumbles				PBU	INT
		TT	UT	AT	TFL	Scks	FF	FR	FR		
2008	13-4	18	9	9	5.0-21	3.5-17	0	0-0	2	0-0	
2009	6-6	18	9	9	3.5-13	1.5-8	1	1-0	1	0-0	
Total	19-10	36	18	18	8.5-34	5.0-25	1	1-0	3	0-0	

Johnson's Game-by-Game

2009	TT	UT	AT	TFL	Scks	FF	FR	PBU	INT
*NEV (9.5)	2	1	1	0.0-0	0.0-0	0	0	0	0
*at UM (9.12)	4	3	1	1.0-4	0.0-0	0	0	0	0
*MSU (9.19)	3	0	3	0.0-0	0.0-0	0	0	0	0
*at PUR (9.26)	2	2	0	0.0-0	0.0-0	0	1	0	0
*WASH (10.3)	5	3	2	2.0-7	1.0-6	1	0	0	0
*USC (10.17)	2	0	2	0.5-2	0.5-2	0	0	1	0
BC (10.24)									
vs. WSU (10.31)									
NAVY (11.7)									
at PITT (11.14)									
UConn (11.21)									
at STAN (11.28)									


* - games started

Tidbits

- Johnson picked up another sack, this time assisted, in the loss to USC. He has registered a sack in each of Notre Dame's last two contests.
- Johnson recorded a season-high five tackles, including three solo and two for loss, in the victory over Washington. He also added his first sack of the season. Johnson even chipped in with his first career forced fumble.
- Johnson registered his first fumble recovery on Purdue's final drive to secure the 24-21 Irish victory.
- Johnson recorded his first career blocked kick on Michigan State's extra-point attempt with 1:24 remaining in the third quarter. It was the first blocked kick for the Irish since Trevor Laws blocked a Stanford field goal on Nov. 24, 2007.
- Came into his own toward the end of the 2008 campaign tallying seven tackles and three sacks in the final two games.
- Slides to defensive tackle in 2009 and opens atop the depth chart.
- Johnson was very active against Michigan. He registered four tackles, three solo, and one for loss.

12

ROBERT BLANTON



Matthews, N.C. (Butler)
Birthdate: 9-7-89

Cornerback
50
6-1
185

Blanton's Career Highs
Total Tackles – 8, at Purdue (9.26.09)
Assisted Tackles – 3, twice
Interceptions – 1, three times
INT Return TD – 47, Purdue (9.27.08)

Solo Tackles – 7, at USC (11.29.08)
Tackles For Loss – 1.0, three times
Longest INT Return – 47, Purdue (9.27.08)
Pass Breakups – 1, four times

Blanton's Season Highs
Total Tackles – 8, at Purdue (9.26)
Assisted Tackles – 3, twice
Longest INT Return – 0, Nevada (9.5)

Solo Tackles – 5, at Purdue (9.26)
Interceptions – 1, Nevada (9.5)
Pass Breakups – 1, USC (10.17)

Blanton's Career Stats

Year	G-S	Tackles				Fumbles					PBU	INT
		TT	UT	AT	TFL	Scks	FF	FR	PBU	INT		
2008	12-4	33	26	7	3.0-14	0.0-0	0	0-0	3	2-47		
2009	6-5	26	16	10	0.0-0	0.0-0	0	0-0	1	1-0		
Totals	18-9	59	42	17	3.0-14	0.0-0	0	0-0	4	3-47		

Blanton's Game-by-Game


2009	TT	UT	AT	TFL	Scks	FF	FR	PBU	INT
*NEV (9.5)	2	2	0	0.0-0	0.0-0	0	0	0	1-0
*at UM (9.12)	3	2	1	0.0-0	0.0-0	0	0	0	0
*MSU (9.19)	5	2	3	0.0-0	0.0-0	0	0	0	0
*at PUR (9.26)	8	5	3	0.0-0	0.0-0	0	0	0	0
*WASH (10.3)	4	2	2	0.0-0	0.0-0	0	0	0	0
USC (10.17)	4	3	1	0.0-0	0.0-0	0	0	1	0
BC (10.24)									
vs. WSU (10.31)									
NAVY (11.7)									
at PITT (11.14)									
UCONN (11.21)									
at STAN (11.28)									

* – games started

- Tidbits**
- ▶ Blanton's streak of nine consecutive starts came to an end against USC, but still recorded four tackles, three solo, and a pass-breakup in the defeat.
 - ▶ Blanton returned a Curtis Painter throw 47 yards for a touchdown against Purdue on Sept. 27, 2008.
 - ▶ Blanton registered a career-high eight tackles in the victory over Purdue. The eight tackles bested his previous career high of seven set last season against USC.
 - ▶ Has appeared on special-teams units 63 times.

17

ZEKE MOTTA



Vero Beach, Fla. (Vero Beach)
Birthdate: 5-14-90

Safety
FR
6-2
215

Motta's Season/Career Highs
Total Tackles – 3, Michigan State (9.19)
Assisted Tackles – 1, Michigan State (9.19)

Solo Tackles – 2, Michigan State (9.19)

Motta's Career Stats

Year	G-S	Tackles				Fumbles				
		TT	UT	AT	TFL	Scks	FF	FR	PBU	INT
2009	6-0	6	5	1	0.0-0	0.0-0	0	0-0	0	0

Motta's Game-by-Game

2009	TT	UT	AT	TFL	Scks	FF	FR	PBU	INT
NEV (9.5)	0	0	0	0.0-0	0.0-0	0	0	0	0
at UM (9.12)	1	1	0	0.0-0	0.0-0	0	0	0	0
MSU (9.19)	3	2	1	0.0-0	0.0-0	0	0	0	0
at PUR (9.26)	0	0	0	0.0-0	0.0-0	0	0	0	0
WASH (10.3)	1	1	0	0.0-0	0.0-0	0	0	0	0
USC (10.17)	1	1	0	0.0-0	0.0-0	0	0	0	0
BC (10.24)									
vs. WSU (10.31)									
NAVY (11.7)									
at PITT (11.14)									
UCONN (11.21)									
at STAN (11.28)									

* – games started

- Tidbits**
- ▶ Motta serves on all four Irish special teams units.
 - ▶ Motta is tied with Sergio Brown for third on the Irish with six total special teams tackles.
 - ▶ Motta is tied with three other players for second on Notre Dame with six kickoff return tackles.

22

HARRISON SMITH



Knoxville, Tenn. (Knoxville Catholic)
Birthdate: 1-2-89

Safety
JR
6-2
207

Harrison Smith's Career Highs
Total Tackles – 11, at Michigan (9.12.09)
Assisted Tackles – 7, at Michigan (9.12.09)
Sacks – 2.0, at Washington (10.25.08)
Carries – 1, twice
Longest Rush – 35, at Washington (10.25.08)

Solo Tackles – 7, at Boston College (11.8.08)
Tackles For Loss – 2.0, at Washington (10.25.08)
Pass Breakups – 2, twice
Rushing Yards – 35, at Washington (10.25.08)

Harrison Smith's Season Highs
Total Tackles – 11, at Michigan (9.12)
Assisted Tackles – 7, at Michigan (9.12)
Pass Breakups – 1, USC (10.17)

Solo Tackles – 5, twice
Tackles For Loss – 1.5, at Michigan (9.12)

Harrison Smith's Career Stats

Year	G-S	Tackles				Fumbles				
		TT	UT	AT	TFL	Scks	FF	FR	PBU	INT
2007					DNP					
2008	13-9	57	39	18	8.5-39	3.5-26	0	0-0	7	0-0
2009	6-6	36	19	17	1.5-2	0.0-0	0	0-0	1	0-0
Total	19-15	93	58	35	10.0-41	3.5-26	0	0-0	8	0-0

Harrison Smith's Game-by-Game

2009	TT	UT	AT	TFL	Scks	FF	FR	PBU	INT
*NEV (9.5)	6	5	1	0.0-0	0.0-0	0	0	0	0
*at UM (9.12)	11	4	7	1.5-2	0.0-0	0	0	0	0
*MSU (9.19)	7	5	2	0.0-0	0.0-0	0	0	0	0
*at PUR (9.26)	2	0	2	0.0-0	0.0-0	0	0	0	0
*WASH (10.3)	6	4	2	0.0-0	0.0-0	0	0	0	0
*USC (10.17)	4	1	4	0.0-0	0.0-0	0	0	1	0
BC (10.24)									
vs. WSU (10.31)									
NAVY (11.7)									
at PITT (11.14)									
UCONN (11.21)									
at STAN (11.28)									

* – games started

- Tidbits**
- ▶ Outstanding athlete who played in 13 games in 2008 and registered nine starts at LB.
 - ▶ Opens 2009 at free safety, where he originally started his Irish career.
 - ▶ Smith recorded a career-best 11 tackles against Michigan. He also chipped in with 1.5 tackles for loss.

26 JAMORIS SLAUGHTER

Stone Mountain, Ga. (Tucker)
 Birthdate: 12-22-89



Cornerback 50 6-0 185

Slaughter's Season/Career Highs

Total Tackles – 2, Nevada (9.5) **Solo Tackles** – 2, Nevada (9.5)

Slaughter's Career Stats

Year	G-S	Tackles				Fumbles				
		TT	UT	AT	TFL	Scks	FF	FR	PBU	INT
2009	6-0	5	5	0	0.0-0	0.0-0	0	0-0	0	0

Slaughter's Game-by-Game

2009	TT	UT	AT	TFL	Scks	FF	FR	PBU	INT
NEV (9.5)	2	2	0	0.0-0	0.0-0	0	0	0	0
at UM (9.12)	1	1	0	0.0-0	0.0-0	0	0	0	0
MSU (9.19)	1	1	0	0.0-0	0.0-0	0	0	0	0
at PUR (9.26)	0	0	0	0.0-0	0.0-0	0	0	0	0
WASH (10.3)	1	1	0	0.0-0	0.0-0	0	0	0	0
USC (10.17)	0	0	0	0.0-0	0.0-0	0	0	0	0
BC (10.24)									
vs. WSU (10.31)									
NAVY (11.7)									
at PITT (11.14)									
UCONN (11.21)									
at STAN (11.28)									

* - games started

Tidbits

► Slaughter is tied for sixth on the Irish in total special teams tackles (three) and kickoff return tackles (three).

28 KYLE MCCARTHY

Youngstown, Ohio (Cardinal Mooney)
 Birthdate: 9-30-86



Safety SR 6-1 210

Kyle McCarthy's Career Highs

Total Tackles – 15, Pittsburgh (11.1.08) **Solo Tackles** – 10, San Diego State (9.6.08)
Assisted Tackles – 8, twice **Tackles For Loss** – 2.0, Pittsburgh (11.1.08)
Forced Fumbles – 1, twice **Pass Breakups** – 2, Michigan State (9.19.09)
Interceptions – 1, six times **Longest INT Return** – 23, Nevada (9.5.09)

Kyle McCarthy's Season Highs

Total Tackles – 12, Washington (10.3) **Solo Tackles** – 7, three times
Assisted Tackles – 5, Washington (10.3) **Tackles For Loss** – 1.0, at Michigan (9.12)
Interceptions – 1, three times **Longest INT Return** – 23, Nevada (9.5)
Pass Breakups – 2, Michigan State (9.19)

Kyle McCarthy's Career Stats

Year	G-S	Tackles				Fumbles				
		TT	UT	AT	TFL	Scks	FF	FR	PBU	INT
2005					DNP					
2006	13-0	9	6	3	0.0-0	0.0-0	0	0-0	0	0-0
2007	12-1	20	11	9	0.0-0	0.0-0	1	0-0	1	1-0
2008	13-13	110	64	46	3.5-12	0.0-0	1	0-0	1	2-18
2009	6-6	54	35	19	1.0-1	0.0-0	0	0-0	3	3-63
Total	44-20	193	116	77	4.5-13	0.0-0	2	0-0	5	6-81

Kyle McCarthy's Game-by-Game

2009	TT	UT	AT	TFL	Scks	FF	FR	PBU	INT
*NEV (9.5)	9	7	2	0.0-0	0.0-0	0	0	0	1-23
*at UM (9.12)	9	5	4	1.0-1	0.0-0	0	0	0	1-20
*MSU (9.19)	9	7	2	0.0-0	0.0-0	0	0	2	1-20
*at PUR (9.26)	10	6	4	0.0-0	0.0-0	0	0	0	0
*WASH (10.3)	12	7	5	0.0-0	0.0-0	0	0	1	0
*USC (10.17)	5	3	2	0.0-0	0.0-0	0	0	0	0
BC (10.24)									
vs. WSU (10.31)									
NAVY (11.7)									
at PITT (11.14)									
UCONN (11.21)									
at STAN (11.28)									

* - games started

Tidbits

- McCarthy is one of four Irish captains.
- McCarthy is one of three players in the country along with James Brindley of Utah State and Shiloh Keo of Idaho from an FBS school to have three interceptions and also average 9.00 or more tackles per game.
- McCarthy ranks tied for ninth in the FBS in tackles per game (9.00) by a defensive back. He also ranks tied for fifth in the FBS in solo tackles per game (5.83) by a defensive back.
- McCarthy also ranks third among all strong safeties in the FBS in total tackles and second in solo tackles per game in 2009. Here are those lists:

Total Tackles Per Game (Strong Safeties)

Name, School	Cl.	Solo	Asst.	Total	TPG
Chinonso Echebelem, Tulane	DB	34	24	58	9.67
James Brindley, Utah St.	DB	34	21	55	9.17
Kyle McCarthy, Notre Dame	DB	35	19	54	9.00

Solo Tackles Per Game (Strong Safeties)

Name, School	Cl.	Solo	TPG
Darrell Stuckey, Kansas	DB	35	5.83
Kyle McCarthy, Notre Dame	DB	35	5.83
Chinonso Echebelem, Tulane	DB	34	5.67

- McCarthy moved past Jeff Burris (1991-93) into seventh place on the Notre Dame career list for tackles by a defensive back.

Tackles - Career - Defensive Back

- Tom Zbikowski 300 (2004-07)
- Jim Browner 228 (1976-78)
- A'Jani Sanders 225 (1996-99)
- David Bruton 214 (2005-08)
- Brian Magee 206 (1992-95)
- Deke Cooper 203 (1997-99)
- Kyle McCarthy 193 (2005-)**
- Jeff Burris 189 (1991-93)
- Stacey Toran 184 (1980-83)
- John Covington 184 (1990-93)

- McCarthy registered a game and team-high 12 tackles in the victory over Washington. It marked the eighth time over his career in which he has led the Irish in tackles. McCarthy has now registered 10 or more tackles in a game six different times over his career.
- McCarthy added a critical pass break-up on the game's final play of overtime. He dislodged the ball from a Washington wideout at the Irish one-yard line on fourth down.
- McCarthy recorded a team-high and game-high tying 10 tackles against Purdue.
- McCarthy still ranks tied for 15th in the nation in interceptions.
- McCarthy recorded an interception in each of the first three games this year and was the first Notre Dame player to register an interception in each of the first three games to open a season since Tom Schoen in 1966. Nationally, McCarthy was one of five players to record an interception in each of the first three games this year.
- McCarthy became the first Irish player to register interceptions in three straight games since Mike Richardson did so against Army, USC and LSU during the 2006 season.
- McCarthy has picked off a pass in four of Notre Dame's last eight games.
- McCarthy recorded nine tackles and a interception for the third consecutive game against Michigan State.
- McCarthy has registered a team-best 500 special teams appearances at Notre Dame.
- McCarthy became the first Notre Dame defensive back to ever reach 100 tackles in a single season in 2008. The previous school record for tackles by an Irish defensive back was 98 by Chinedum Ndukwe (2006).

Total Tackles (Strong Safeties)

Rank	Name	Tackles
1.	Kyle McCarthy (2008)	110
2.	Chinedum Ndukwe (2006)	98
3.	David Bruton (2008)	93
4.	Steve Lawrence (1985)	92
5.	A'Jani Sanders (1999)	91
6.	David Bruton (2007)	85
7.	Brian Magee (1994)	81
	Glenn Earl (2002)	81
9.	Jim Browner (1976)	80
	Tom Zbikowski (2007)	80

- McCarthy ranked tied for 42nd in the NCAA FBS in solo tackles and 54th in total tackles last season.

31

SERGIO BROWN

Maywood, Ill. (Proviso East)
Birthdate: 5-22-88



Safety

SR

6-2

205

Brown's Career Highs
Total Tackles – 6, twice
Assisted Tackles – 2, twice
Sacks – 1.0, Stanford (10.4.08)
QB Hurries – 1, three times
Fumble Recovery – 1, Michigan (9.13.08)

Solo Tackles – 6, vs. Hawai'i (12.24.08)
Tackles For Loss – 1.0, three times
Pass Breakups – 2, twice
Blocked Punt – 1, twice

Brown's Season Highs
Total Tackles – 5, at Purdue (9.26)
Assisted Tackles – 2, at Purdue (9.26)
Pass Breakups – 1, USC (10.17)

Solo Tackles – 3, twice
Tackles For Loss – 1.0, USC (10.17)
QB Hurries – 1, USC (10.17)

Brown's Career Stats

Year	G-S	Tackles			Fumbles						
		TT	UT	AT	TFL	Scks	FF	FR	PBU	INT	
2006	11-0	4	3	1	0.0-0	0.0-0	0	0-0	0	0-0	
2007	9-0	7	4	3	0.0-0	0.0-0	0	0-0	0	0-0	
2008	13-6	28	21	7	2.0-15	1.0-12	0	1-0	6	0-0	
2009	6-4	17	13	4	1.0-1	0.0-0	0	0-0	1	0-0	
Total	39-10	56	41	15	3.0-16	1.0-12	0	1-0	7	0-0	

Brown's Game-by-Game

2009	TT	UT	AT	TFL	Scks	FF	FR	PBU	INT
*NEV (9.5)	2	1	1	0.0-0	0.0-0	0	0	0	0
*at UM (9.12)	2	2	0	0.0-0	0.0-0	0	0	0	0
MSU (9.19)	2	2	0	0.0-0	0.0-0	0	0	0	0
*at PUR (9.26)	5	3	2	0.0-0	0.0-0	0	0	0	0
*WASH (10.3)	3	2	1	0.0-0	0.0-0	0	0	0	0
USC (10.17)	3	3	0	1.0-1	0.0-0	0	0	1	0
BC (10.24)									
vs. WSU (10.31)									
NAVY (11.7)									
at PITT (11.14)									
UCONN (11.21)									
at STAN (11.28)									

* - games started


Tidbits

- ▶ Exciting defensive back that burst on to the scene in 2008 after primarily playing special teams his first two years.
- ▶ Can play near the line of scrimmage and blitz effectively or drop back into pass coverage.
- ▶ Brown ranks tied for second on the team in total special teams tackles (six) and tied for first in kickoff return tackles (six).

37

MIKE ANELLO

Orland Park, Ill. (Sandburg)
Birthdate: 1-20-87



Cornerback

SR

5-10

180

Anello's Career Highs
Total Tackles – 4, San Diego State (9.6.08)
Assisted Tackles – 2, twice
Fumble Recovery – 1, Michigan (9.13.08)
Punt Block – 1, vs. Navy (11.15.08)

Solo Tackles – 4, San Diego State (9.6.08)
Forced Fumble – 1, twice
Pass Breakups – 1, at Washington (10.25.08)

Anello's Season Highs
Total Tackles – 1, four times
Assisted Tackles – 1, Nevada (9.5)

Solo Tackles – 1, three times

Anello's Career Stats

Year	G-S	Tackles			Fumbles					
		TT	UT	AT	TFL	Scks	FF	FR	PBU	INT
2006					DNP					
2007	8-0	6	4	2	0.0-0	0.0-0	0	0-0	0	0-0
2008	12-0	23	15	8	0.0-0	0.0-0	2	1-0	1	0-0
2009	6-0	4	3	1	0.0-0	0.0-0	0	0-0	0	0-0
Total	26-0	33	22	11	0.0-0	0.0-0	2	1-0	1	0-0

Anello's Game-by-Game

2009	TT	UT	AT	TFL	Scks	FF	FR	PBU	INT
NEV (9.5)	1	0	1	0.0-0	0.0-0	0	0	0	0
at UM (9.12)	1	1	0	0.0-0	0.0-0	0	0	0	0
MSU (9.19)	0	0	0	0.0-0	0.0-0	0	0	0	0
at PUR (9.26)	1	1	0	0.0-0	0.0-0	0	0	0	0
WASH (10.3)	1	1	0	0.0-0	0.0-0	0	0	0	0
USC (10.17)	0	0	0	0.0-0	0.0-0	0	0	0	0
BC (10.24)									
vs. WSU (10.31)									
NAVY (11.7)									
at PITT (11.14)									
UCONN (11.21)									
at STAN (11.28)									

* - games started

Tidbits

- ▶ Anello has become a fan favorite due to his innate play making ability on kickoff and punt coverage.
- ▶ Anello was named to 2009 Lott Award preseason watch list.
- ▶ Anello ranks tied for fifth on Notre Dame in both total special teams tackles (four) and kickoff return tackles (four).
- ▶ Anello joined the squad as a walk-in in 2007 and spent the entire fall camp as well as the first two weeks of the season on the scout team. After making one play after another against the Irish first team special teams unit, head coach Charlie Weis moved Anello into the starting lineup against Michigan in 2007 as a gunner.
- ▶ In that first career game, Anello proceeded to make a solo tackle on his second ever play in an Irish uniform.
- ▶ In 2008, Anello was named to the *ESPN The Magazine*/CoSIDA Academic All-District Team for District 5. He later added *ESPN The Magazine*/CoSIDA Academic All-America second team honors.
- ▶ Anello registered his team-best 23rd special teams tackle on Notre Dame's first punt against USC on Nov. 29, 2008, but was lost for the remainder of the season after breaking his leg.
- ▶ Prior to the injury, Notre Dame's opponents had a total of 72 punt (22) or kickoff (50) returns in 2008 and Anello has registered a tackle on 23 of those 72 opportunities.
- ▶ Anello recorded eight multi-tackle games in 2008.
- ▶ The special teams stalwart forced his second fumble of the season and career early in the first quarter to set up Notre Dame's first score of the afternoon against Syracuse on Nov. 22, 2008.
- ▶ Anello also got a piece of Rob Long's 25-yard punt in the third quarter to set up another scoring opportunity.
- ▶ Anello registered a pair of tackles on special teams, including one on a kickoff inside the Navy 20-yard line. Anello also blocked his first career punt that Toryan Smith scooped up and raced 14 yards for a touchdown.
- ▶ Anello continued his tear against Michigan on Sept. 13, 2008. He registered three tackles, two solo, as well as a forced fumble and fumble recovery. Anello also nearly recovered a second Wolverine fumble on a punt.
- ▶ The fumble recovery set up another Irish score to make it 14-0 early in the first quarter.
- ▶ Anello was incredible in the 2008 season opener against San Diego State. He registered four solo tackles on special teams (two on punt return coverage and two on kickoff return coverage).

41 SCOTT SMITH



Highland Park, Ill. (Highland Park)
 Birthdate: 7-16-86

Linebacker SR 6-3 245

Scott Smith's Career Highs

Total Tackles – 6, Navy (11.3.07) **Solo Tackles** – 2, five times
Assisted Tackles – 5, Navy (11.3.07) **Tackles For Loss** – 1.0, twice
Sacks – 1.0, vs. Hawai'i (12.24.08) **Forced Fumbles** – 1, Syracuse (11.22.08)
Fumble Recoveries – 1, USC (10.20.07)

Scott Smith's Season Highs

Total Tackles – 5, Washington (10.3) **Solo Tackles** – 2, three times
Assisted Tackles – 3, Washington (10.3) **Tackles For Loss** – 1.0, USC (10.17)

Scott Smith's Career Stats

Year	G-S	Tackles				Fumbles				
		TT	UT	AT	TFL	Scks	FF	FR	PBU	INT
2005	8-0	3	3	0	0.0-0	0.0-0	0	0-0	0	0-0
2006	2-0	0	0	0	0.0-0	0.0-0	0	0-0	0	0-0
2007	12-0	18	7	11	0.0-0	0.0-0	0	1-0	0	0-0
2008	13-0	12	9	3	1.0-3	1.0-3	1	0-0	0	0-0
2009	6-0	14	8	6	1.0-1	0.0-0	0	0-0	0	0-0
Total	41-0	47	27	20	2.0-4	1.0-3	1	1-0	0	0-0

Scott Smith's Game-by-Game

2009	TT	UT	AT	TFL	Scks	FF	FR	PBU	INT
NEV (9.5)	3	2	1	0.0-0	0.0-0	0	0	0	0
at UM (9.12)	0	0	0	0.0-0	0.0-0	0	0	0	0
MSU (9.19)	4	2	2	0.0-0	0.0-0	0	0	0	0
at PUR (9.26)	1	1	0	0.0-0	0.0-0	0	0	0	0
WASH (10.3)	5	2	3	0.0-0	0.0-0	0	0	0	0
USC (10.17)	1	0	1	1.0-1	0.0-0	0	0	0	0
BC (10.24)									
vs. WSU (10.31)									
NAVY (11.7)									
at PITT (11.14)									
UCONN (11.21)									
at STAN (11.28)									

* - games started

Tidbits

- Serves as Irish special-teams captain.
- Has made team-high 45 special teams appearances in 2009.
- Logged 350 special-teams appearances at Notre Dame.
- Smith leads the Irish in total special teams tackles (seven) and kickoff return stops (six).

45 DARIUS FLEMING



Chicago, Ill. (St. Rita)
 Birthdate: 7-19-89

Linebacker SO 6-1 240

Fleming's Career Highs

Total Tackles – 4, three times **Solo Tackles** – 4, at Purdue (9.26.09)
Assisted Tackles – 3, Michigan (9.13.08) **Tackles For Loss** – 3.0, at Purdue (9.26.09)
Sacks – 1.0, four times **QB Hurries** – 1, twice
Forced Fumble – 1, at Michigan (9.12.09)

Fleming's Season Highs

Total Tackles – 4, twice **Solo Tackles** – 4, at Purdue (9.26)
Assisted Tackles – 1, twice **Tackles For Loss** – 3.0, at Purdue (9.26.09)
Sacks – 1.0, twice **QB Hurries** – 1, Michigan State (9.19)
Forced Fumble – 1, at Michigan (9.12)

Fleming's Career Stats

Year	G-S	Tackles				Fumbles				
		TT	UT	AT	TFL	Scks	FF	FR	PBU	INT
2008	13-3	24	13	11	2.5-20	2.5-20	0	0-0	0	0-0
2009	5-5	13	10	3	8.5-22	2.0-10	1	0-0	0	0-0
Total	18-8	37	23	14	11.0-42	4.5-30	1	0-0	0	0-0

Fleming's Game-by-Game

2009	TT	UT	AT	TFL	Scks	FF	FR	PBU	INT
*NEV (9.5)	1	0	1	0.0-0	0.0-0	0	0	0	0
*at UM (9.12)	4	3	1	2.0-5	1.0-4	1	0	0	0
*MSU (9.19)	2	2	0	2.0-2	0.0-0	0	0	0	0
*at PUR (9.26)	4	4	0	3.0-12	1.0-6	0	0	0	0
WASH (10.3)				DNP-injury					
*USC (10.17)	2	1	1	1.5-3	0.0-0	0	0	0	0
BC (10.24)									
vs. WSU (10.31)									
NAVY (11.7)									
at PITT (11.14)									
UCONN (11.21)									
at STAN (11.28)									

* - games started

Tidbits

- Fleming is 12th in the FBS in tackles for loss with 8.5. He ranks second in the country among linebackers and third among sophomores and. Here are those lists:

Tackles For Loss (Sophomores)

Player	Pos	Cl	Gm	Solo	Ast	Yds	Total	PG
Johnathan Rainey, New Mexico	DL	SO	6	11	1	92	11.5	1.92
Robert Quinn, North Carolina	DL	SO	6	10	2	69	11.0	1.83
Darius Fleming, Notre Dame	LB	SO	5	8	1	22	8.5	1.70
Jerrell Wedge, Miami (OH)	LB	SO	7	8	4	53	10.0	1.43
Javon Reese, Eastern Mich.	DL	SO	5	6	2	23	7.0	1.40


Tackles For Loss (Linebackers)

Player	Pos	Cl	Gm	Solo	Ast	Yds	Total	PG
Jason Werner, Purdue	LB	SR	7	13	2	28	14.0	2.00
Darius Fleming, Notre Dame	LB	SO	5	8	1	22	8.5	1.70
Michael Morgan, Southern California	LB	JR	6	8	3	31	9.5	1.58
Jerrell Wedge, Miami (OH)	LB	SO	7	8	4	53	10.0	1.43
Toronto Smith, FIU	LB	JR	6	7	2	36	8.0	1.33

- Fleming had two tackles, including 1.5 for loss in the loss to USC. He has had at least 1.5 TFLs in each of his last four games played.
- Fleming has already totaled 8.5 tackles for loss this season, which equals Harrison Smith's team-leading total of 8.5 in 2008.
- Fleming missed the Washington game with a hamstring injury.
- Fleming set new career highs in solo tackles (four) and tackles for loss (3.0) as well as equalled career highs in total tackles (four) and sacks (1.0) against Purdue.
- Fleming's 3.0 tackles for loss were the most by an Irish defender since Trevor Laws had 3.0 against Purdue in 2007.
- Fleming equalled his career-high for tackles and solo tackles in a game against Michigan. He finished the day with four stops and three were solo tackles. He also added a career-best tying 2.0 tackles for loss and one sack. Interestingly enough, Fleming also had four tackles against the Wolverines in 2008.
- Fleming has the flexibility to play both outside linebacker and defensive end.
- Key special teams performer recorded second-most special teams appearances in 2008.

46 STEVE FILER

Chicago, Ill. (Mount Carmel)
Birthdate: 6-4-90



Linebacker

50

6-4

236

Filer's Season/Career Highs
Total Tackles – 4, Washington (10.3) **Solo Tackles** – 2, twice
Assisted Tackles – 2, Washington (10.3) **Tackles For Loss** – 0.5, USC (10.17)
Sacks – 0.5, USC (10.17)

Filer's Career Stats

Year	G-S	Tackles				Fumbles				
		TT	UT	AT	TFL	Scks	FF	FR	PBU	INT
2008	11-0	1	1	0	0.0-0	0.0-0	0	0-0	0	0
2009	6-0	10	5	5	0.5-3	0.5-3	0	0-0	0	0
Total	17-0	11	6	5	0.5-3	0.5-3	0	0-0	0	0

Filer's Game-by-Game

2009	TT	UT	AT	TFL	Scks	FF	FR	PBU	INT
NEV (9.5)	2	1	1	0.0-0	0.0-0	0	0	0	0
at UM (9.12)	0	0	0	0.0-0	0.0-0	0	0	0	0
MSU (9.19)	0	0	0	0.0-0	0.0-0	0	0	0	0
at PUR (9.26)	1	0	1	0.0-0	0.0-0	0	0	0	0
WASH (10.3)	4	2	2	0.0-0	0.0-0	0	0	0	0
USC (10.17)	3	2	1	0.5-3	0.5-3	0	0	0	0
BC (10.24)									
vs. WSU (10.31)									
NAVY (11.7)									
at PITT (11.14)									
UCONN (11.21)									
at STAN (11.28)									

* - games started

Tidbits
 ▶ Has made second-most special teams appearances (44) for the Irish in 2009.
 ▶ Filer is tied for first in both total special teams tackles (seven) and kickoff return stops (six).

49 TORYAN SMITH

Rome, Ga. (Rome)
Birthdate: 9-14-87



Linebacker

SR

6-1

244

Toryan Smith's Career Highs
Total Tackles – 10, vs. Navy (11.15.08) **Solo Tackles** – 7, vs. Navy (11.15.08)
Assisted Tackles – 3, three times **Tackles For Loss** – 2.0, Nevada (9.5.09)
Sacks – 1.0, Nevada (9.5.09) **Fumble Recoveries** – 1, twice
Blocked Punt Return – 1, vs. Navy (11.15.08) **Longest Blocked Punt Return** – 14, vs. Navy (11.15.08)
Blocked Punt Return TD – 1, vs. Navy (11.15.08)

Toryan Smith's Season Highs
Total Tackles – 5, Nevada (9.5) **Solo Tackles** – 4, Nevada (9.5)
Assisted Tackles – 2, Washington (10.3) **Tackles For Loss** – 2.0, Nevada (9.5)
Sacks – 1.0, Nevada (9.5) **Fumble Recoveries** – 1, Michigan State (9.19)

Toryan Smith's Career Stats

Year	G-S	Tackles				Fumbles				
		TT	UT	AT	TFL	Scks	FF	FR	PBU	INT
2006	9-0	9	6	3	0.0-0	0.0-0	0	0-0	0	0-0
2007	11-2	14	6	8	0.5-1	0.0-0	0	0-0	0	0-0
2008	10-2	18	11	7	0.0-0	0.0-0	0	1-8	1	0-0
2009	6-2	14	9	5	3.5-13	1.0-10	0	1-5	0	0-0
Total	36-6	55	32	23	4.0-14	1.0-10	0	2-13	1	0-0

Toryan Smith's Game-by-Game


2009	TT	UT	AT	TFL	Scks	FF	FR	PBU	INT
*NEV (9.5)	5	4	1	2.0-11	1.0-10	0	0	0	0
at UM (9.12)	4	3	1	1.5-2	0.0-0	0	0	0	0
*MSU (9.19)	1	0	1	0.0-0	0.0-0	0	1-5	0	0
at PUR (9.26)	2	2	0	0.0-0	0.0-0	0	0	0	0
WASH (10.3)	2	0	2	0.0-0	0.0-0	0	0	0	0
USC (10.17)	0	0	0	0.0-0	0.0-0	0	0	0	0
BC (10.24)									
vs. WSU (10.31)									
NAVY (11.7)									
at PITT (11.14)									
UCONN (11.21)									
at STAN (11.28)									

* - games started

Tidbits
 ▶ Recorded only career touchdown after returning a blocked punt for a score vs. Navy in 2008.

56 KERRY NEAL

Bunn, N.C. (Bunn)
Birthdate: 8-30-88



Defensive End

JR

6-2

250

Neal's Career Highs
Total Tackles – 7, Washington (10.3.09) **Solo Tackles** – 5, Washington (10.3.09)
Assisted Tackles – 5, Syracuse (11.22.08) **QB Hurries** – 1, six times
Tackles For Loss – 2.0, Washington (10.3.09) **Sacks** – 1.0, five times
Fumble Recovery – 1, twice **Pass Breakups** – 1, three times
Longest Fumble Return – 11, at UCLA (10.6.07) **Interceptions** – 1, San Diego State (9.6.08)
Longest INT Return – 2, San Diego State (9.6.08)

Neal's Season Highs
Total Tackles – 7, Washington (10.3) **Solo Tackles** – 5, Washington (10.3)
Assisted Tackles – 2, Washington (10.3) **QB Hurries** – 1, Michigan State (9.19)
Tackles For Loss – 2.0, Washington (10.3) **Sacks** – 1.0, Washington (10.3)

Neal's Career Stats

Year	G-S	Tackles				Fumbles				
		TT	UT	AT	TFL	Scks	FF	FR	PBU	INT
2007	12-5	20	8	12	2.0-9	2.0-9	0	2-11	3	0-0
2008	13-11	25	11	14	4.0-19	2.0-15	0	0-0	0	1-2
2009	6-3	9	7	2	3.0-14	1.0-9	0	0-0	0	0-0
Total	31-19	54	26	28	9.0-42	5.0-33	0	2-11	3	1-2

Neal's Game-by-Game

2009	TT	UT	AT	TFL	Scks	FF	FR	PBU	INT
*NEV (9.5)	0	0	0	0.0-0	0.0-0	0	0	0	0
*at UM (9.12)	0	0	0	0.0-0	0.0-0	0	0	0	0
MSU (9.19)	0	0	0	0.0-0	0.0-0	0	0	0	0
at PUR (9.26)	2	2	0	1.0-1	0.0-0	0	0	0	0
*WASH (10.3)	7	5	2	2.0-13	1.0-9	0	0	0	0
USC (10.17)	0	0	0	0.0-0	0.0-0	0	0	0	0
BC (10.24)									
vs. WSU (10.31)									
NAVY (11.7)									
at PITT (11.14)									
UCONN (11.21)									
at STAN (11.28)									

* - games started

Tidbits
 ▶ Serves on the Irish Leadership Committee.
 ▶ One of four players from his class to have played in every game in his first two seasons (Armando Allen, Golden Tate and Ian Williams).
 ▶ Moves to defensive end in 2009.
 ▶ Entered the Washington game with only two tackles the entire season, but made a career-high seven stops, including five solo tackles, in the victory. Neal also added two tackles for loss and one sack.

58 BRIAN SMITH

Olathe, Kan. (St. Thomas Aquinas)
 Birthdate: 1-8-89



Linebacker JR 6-3 240

Brian Smith's Career Highs

Total Tackles – 10, at Michigan State (9.20.08)
Assisted Tackles – 6, at Michigan State (9.20.08)
QB Hurries – 2, USC (10.17)
Interceptions – 1, Boston College (10.13.07)
INT Return TD – 25, Boston College (10.13.07)
Fumble Recoveries – 2, Michigan (9.13.08)
Longest Fumble Return – 35, Michigan (9.13.08)

Solo Tackles – 8, at Boston College (11.8.08)
Tackles For Loss – 2.0, Nevada (9.5.09)
Sacks – 1.0, four times
Longest INT Return – 25, Boston College (10.13.07)
Forced Fumbles – 1, twice
Pass Breakups – 1, twice
Fumble Return TD – 1, Michigan (9.13.08)

Brian Smith's Season Highs

Total Tackles – 8, USC (10.17)
Assisted Tackles – 5, USC (10.17)
Sacks – 1.0, Nevada (9.5)

Solo Tackles – 5, at Michigan (9.12)
Tackles For Loss – 2.0, Nevada (9.5)
QB Hurries – 2, USC (10.17)

Brian Smith's Career Stats

Year	G-S	Tackles				Fumbles				
		TT	UT	AT	TFL	Scks	FF	FR	PBU	INT
2007	11-3	25	11	14	4.0-16	1.5-7	1	0-0	0	1-25
2008	11-9	54	33	21	4.0-33	2.0-23	1	2-35	2	0-0
2009	6-6	34	21	13	5.0-24	1.5-14	0	0-0	0	0-0
Total	28-18	113	65	48	13.0-73	5.0-44	2	2-25	2	1-25

Brian Smith's Game-by-Game

2009	TT	UT	AT	TFL	Scks	FF	FR	PBU	INT
*NEV (9.5)	3	2	1	2.0-18	1.0-11	0	0	0	0
*at UM (9.12)	7	5	2	0.0-0	0.0-0	0	0	0	0
*MSU (9.19)	5	3	2	1.0-1	0.0-0	0	0	0	0
*at PUR (9.26)	4	4	0	1.0-1	0.0-0	0	0	0	0
*WASH (10.3)	7	4	3	0.0-0	0.0-0	0	0	0	0
*USC (10.17)	8	3	5	1.0-4	0.5-3	0	0	0	0
BC (10.24)									
vs. WSU (10.31)									
NAVY (11.7)									
at PITT (11.14)									
UCONN (11.21)									
at STAN (11.28)									

* - games started

Tidbits

- Fiery leader of the Irish defense plays with as much emotion as anyone on the roster.
- Serves on the Irish Leadership Committee.
- Smith registered a season-high eight tackles, including 1.0 for loss and 0.5 sack. He also added a pair of quarterback hurries.
- Smith tallied two touchdowns in Irish career, returning an interception against Boston College's Matt Ryan 25 yards for a score as a freshman and rumbling 35 yards for a score against Michigan in 2008 following a fumble recovery.
- Smith ranked tied for 53rd in the nation in fumble recoveries in 2008.

89 KAPRON LEWIS-MOORE

Weatherford, Texas (Weatherford)
 Birthdate: 1-24-90



Defensive End SO 6-4 270

Lewis-Moore's Season/Career Highs

Total Tackles – 7, Washington (10.3)
Assisted Tackles – 3, twice
QB Hurries – 1, twice
Forced Fumble – 1, Michigan State (9.19)

Solo Tackles – 4, twice
Tackles For Loss – 2.0, Washington (10.3)
Sacks – 1.0, Washington (10.3)
Fumble Recovery – 1, Nevada (9.5)

Lewis-Moore's Career Stats

Year	G-S	Tackles				Fumbles				
		TT	UT	AT	TFL	Scks	FF	FR	PBU	INT
2009	6-4	22	14	8	4.5-14	1.5-9	1	1-0	0	0

Lewis-Moore's Game-by-Game

2009	TT	UT	AT	TFL	Scks	FF	FR	PBU	INT
NEV (9.5)	0	0	0	0.0-0	0.0-0	0	1-0	0	0
at UM (9.12)	2	2	0	0.0-0	0.0-0	0	0	0	0
*MSU (9.19)	4	1	3	0.0-0	0.0-0	1	0	0	0
*at PUR (9.26)	4	4	0	1.0-1	0.0-0	0	0	0	0
*WASH (10.3)	7	4	3	2.0-9	1.0-7	0	0	0	0
*USC (10.17)	5	3	2	1.5-4	0.5-2	0	0	0	0
BC (10.24)									
vs. WSU (10.31)									
NAVY (11.7)									
at PITT (11.14)									
UCONN (11.21)									
at STAN (11.28)									

* - games started

Tidbits

- Lewis-Moore made a career-best seven tackles, including four solo, and two for loss in the victory over Washington. He also added his first career sack.
- Lewis-Moore recorded five tackles, three solo stops, 1.5 TFLs and 0.5 sack.
- Lewis-Moore has registered at least four tackles in each of the last four games.
- Lewis-Moore picked up his first career forced fumble midway through the second quarter against Michigan State. He stripped Spartans running back Caulton Ray.
- Lewis-Moore also recorded a fumble recovery in the 35-0 shutout victory over Nevada in the season opener.
- Lewis-Moore registered his first career start against Michigan State.

90 JOHN RYAN

Westlake, Ohio (St. Ignatius)
 Birthdate: 5-7-88



Defensive End SR 6-5 255

Ryan's Career Highs

Total Tackles – 7, at Michigan (9.15.07)
Assisted Tackles – 4, at Penn State (9.8.07)
Pass Breakups – 2, San Diego State (9.6.08)
QB Hurries – 1, five times
Fumble Recovery – 1, three times

Solo Tackles – 6, twice
Tackles For Loss – 2.0, at Purdue (9.29.07)
Sacks – 1.0, four times
Forced Fumble – 1, at UCLA (10.6.07)

Ryan's Season Highs

Total Tackles – 4, USC (10.17)
Assisted Tackles – 3, USC (10.17)
Sacks – 1.0, twice
Fumble Recovery – 1, Washington (10.3)

Solo Tackles – 2, twice
Tackles For Loss – 1.0, twice
Pass Breakups – 1, Nevada (9.5)

Ryan's Career Stats

Year	G-S	Tackles				Fumbles				
		TT	UT	AT	TFL	Scks	FF	FR	PBU	INT
2006	10-0	4	2	2	1.0-2	0.0-0	0	0-0	0	0-0
2007	12-10	39	20	19	5.0-30	2.5-23	1	0-0	0	0-0
2008	12-5	7	2	5	0.0-0	0.0-0	0	2-0	2	0-0
2009	6-3	15	7	8	2.0-13	2.0-13	0	1-0	1	0-0
Total	40-19	65	31	34	8.0-45	4.5-36	1	3-0	3	0-0

Ryan's Game-by-Game

2009	TT	UT	AT	TFL	Scks	FF	FR	PBU	INT
NEV (9.5)	3	1	2	0.0-0	0.0-0	0	0	1	0
at UM (9.12)	3	2	1	1.0-5	1.0-5	0	0	0	0
*MSU (9.19)	1	0	1	0.0-0	0.0-0	0	0	0	0
*at PUR (9.26)	2	2	0	0.0-0	0.0-0	0	0	0	0
*WASH (10.3)	2	1	1	0.0-0	0.0-0	0	1	0	0
*USC (10.17)	4	1	3	1.0-8	1.0-8	0	0	0	0
BC (10.24)									
vs. WSU (10.31)									
NAVY (11.7)									
at PITT (11.14)									
UCONN (11.21)									
at STAN (11.28)									

* - games started

Tidbits

- ▶ Serves on the Irish Leadership Committee.
- ▶ Ryan collected four tackles, including a sack for eight yards, in the loss to USC.
- ▶ Ryan made three tackles, including two solo stops, and added a sack against Michigan. His career-high for tackles in a game (seven) came against the Wolverines during the 2007 season.
- ▶ Veteran defensive player has played with his hand on the ground at defensive end as well as in a two-point stance as an outside linebacker in Irish career.
- ▶ Key member of several special teams units and has logged 216 special-teams appearances at Notre Dame
- ▶ Returns to defensive end in 2009.

95 IAN WILLIAMS

Altamonte Springs, Fla. (Lyman)
Birthdate: 8-31-89

Nose Tackle	JR	6-2	295
-------------	----	-----	-----



Williams' Career Highs

Total Tackles – 11, Navy (11.3.07)	Solo Tackles – 5, Pittsburgh (11.1.08)
Assisted Tackles – 9, Navy (11.3.07)	Tackles For Loss – 2.0, Pittsburgh (11.1.08)
Pass Breakups – 1, at USC (11.29)	

Williams' Season Highs

Total Tackles – 3, twice	Solo Tackles – 2, three times
Assisted Tackles – 2, twice	Tackles For Loss – 1.0, twice

Williams' Career Stats

Year	G-S	Tackles				Fumbles				FR	PBU	INT
		TT	UT	AT	TFL	Scks	FF	FR	PBU			
2007	12-2	45	19	26	1.5-3	0.0-0	0	0-0	0	0	0-0	
2008	12-7	40	18	22	2.0-5	0.0-0	0	0-0	1	1	0-0	
2009	6-6	14	7	7	2.0-3	0.0-0	0	0-0	0	0	0-0	
Total	30-15	99	44	55	5.5-11	0.0-0	0	0-0	1	1	0-0	

Williams' Game-by-Game


2009	TT	UT	AT	TFL	Scks	FF	FR	PBU	INT
*NEV (9.5)	2	0	2	0.0-0	0.0-0	0	0	0	0
*at UM (9.12)	3	2	1	0.0-0	0.0-0	0	0	0	0
*MSU (9.19)	3	2	1	1.0-1	0.0-0	0	0	0	0
*at PUR (9.26)	2	1	1	1.0-2	0.0-0	0	0	0	0
*WASH (10.3)	2	0	2	0.0-0	0.0-0	0	0	0	0
*USC (10.17)	2	0	2	0.0-0	0.0-0	0	0	0	0
BC (10.24)									
vs. WSU (10.31)									
NAVY (11.7)									
at PITT (11.14)									
UCONN (11.21)									
at STAN (11.28)									

* - games started

35 BEN TURK

Davie, Fla. (St. Thomas Aquinas)
Birthdate: 6-5-90

Punter	FR	5-11	193
--------	----	------	-----



Turk's Season/Career Highs

Punts – 5, USC (10.17)	Punt Yards – 189, USC (10.17)
Long Punt – 48, USC (10.17)	Touchback – 1, Washington (10.3)
Inside 20 – 3, USC (10.17)	

Turk's Career Stats

Year	G-S	No	Yds	Avg	LG	TB	FC	I20	50+	Blkd
2009	2-0	7	268	38.3	48	1	1	3	0	0
Total	2-0	9	268	38.3	48	1	1	3	0	0

Turk's Game-by-Game

2009	No	Yds	Avg	LG	TB	FC	I20	50+	BLK
NEV (9.5)					DNP				
at UM (9.12)					DNP				
MSU (9.19)					DNP				
at PUR (9.26)					DNP				
WASH (10.3)	2	79	39.5	40	1	1	0	0	0
USC (10.17)	5	189	37.8	48	0	1	3	0	0
BC (10.24)									
vs. WSU (10.31)									
NAVY (11.7)									
at PITT (11.14)									
UCONN (11.21)									
at STAN (11.28)									


Tidbits

- ▶ Ranked by Scout.com as third-best high school punter in 2008.
- ▶ Turk landed three of five punts inside the 20-yard line and booted a career-long kick of 48 yards against USC.
- ▶ Has bench pressed 405 pounds.

40 NICK TAUSCH

Plano, Texas (Jesus)
Birthdate: 4-30-91

Kicker	FR	6-0	190
--------	----	-----	-----



Tausch's Career Highs

Extra Points Attempted – 5, Nevada (9.5)	Extra Points Converted – 5, Nevada (9.5)
Field Goals Attempted – 5, Washington (10.3)	Field Goals Converted – 5, Washington (10.3)
Longest FG – 46, Michigan State (9.19)	Points Scored – 17, Washington (10.3)

Tausch's Career Stats

Year	G-S	Field Goals			LG	XP		Kickoffs		
		M-A	Pct	LG		M-A	Pct	Att	Yds	Avg
2009	6-0	10-11	.909	46	18-20	.900	34	2102	61.8	0

Field Goal Breakdown

Year	0-19	20-29	30-39	40-49	50+	LG	Blkd
2009	0-0	3-4	4-4	3-3	0-0	46	---

Tausch's Game-by-Game

2009	FGA	FGM	LG	XPA	XPM	Points
NEV (9.5)	0	0	0	5	5	5
at UM (9.12)	3	2	42	2	2	8
MSU (9.19)	2	2	46	4	3	9
at PUR (9.26)	1	1	34	3	3	6
WASH (10.3)	5	5	40	2	2	17
USC (10.17)	0	0	0	3	4	3
BC (10.24)						
vs. WSU (10.31)						
NAVY (11.7)						
at PITT (11.14)						
UCONN (11.21)						
at STAN (11.28)						

Tidbits

- ▶ Tausch equaled the school record with his fifth field goal of the game with 12:23 to go in the fourth quarter to make the score 24-22 in favor of Washington.
- ▶ After missing the first field goal attempt of his career at Michigan, Tausch has connected on 10 consecutive field goals. It is longest such streak by an Irish kicker since John Carney made 10 straight over the 1984-85 seasons.
- ▶ Tausch is the first Irish place kicker to register five field goals in a single game without a miss.

Most Consecutive Field Goals – Career

- | | | |
|-------------------|-------------------------------------|----|
| 1. Mike Johnston | Michigan 1982 – Oregon 1982 | 13 |
| 2. Nick Tausch | Michigan 2009 – Present | 10 |
| John Carney | Navy 1984 – Michigan 1985 | 10 |
| 4. Nicholas Setta | USC 2000 – USC 2001 | 9 |
| Nicholas Setta | Washington State 2003 – Purdue 2003 | 9 |
| D.J. Fitzpatrick | Navy 2003 – BYU 2004 | 9 |
| 7. Chuck Male | Miami 1978 – Georgia Tech 1978 | 8 |
| Chuck Male | Michigan 1979 – Michigan State 1979 | 8 |
| John Carney | Air Force 1986 – Penn State 1986 | 8 |

▶ Tausch connected on a pair of field goals against Michigan State for the second consecutive week. The rookie nailed a career-long 46-yard field goal with 5:34 left in the third quarter to give Notre Dame a 26-17 lead.



#23 Notre Dame 35 • Nevada 0

Sept. 5, 2009 • Notre Dame, Ind. • Notre Dame Stadium



NOTRE DAME, Ind. (AP) - Jimmy Clausen must have felt as if he was still in paradise. Clausen, last seen playing nearly flawless in a Hawaii Bowl victory, completed 15 of 18 passes for 315 yards and four touchdowns to lead No. 23 Notre Dame to a 35-0 victory over Nevada on Saturday.

The Irish ended a disappointing 2008 season with a 49-21 victory over Hawaii in the Hawaii Bowl that provided at least some hope for the future.

A much needed one, too, with a trip to Michigan, coming off its own impressive opening victory, up next week.

Clausen started the game by completing 10 of 11 passes for 184 yards and three touchdowns, highlighted by a career-long 70-yard pass for a touchdown to Michael Floyd. He bettered that in the third quarter with an 88-yard scoring pass to Floyd.

It was the third longest pass completion in Notre Dame history. Floyd also had a 24-yard TD catch and tight end Kyle Rudolph opened the scoring with a 19-yard TD catch. The other touchdown by the Irish (1-0) came on a 1-yard run by Armando Allen Jr.

It was the first shutout for Notre Dame during the Weis era. The last shutout for the Irish was a 42-0 win over Rutgers in 2002. It was just the third time in Nevada coach Chris Ault's 25 years as coach that the Wolf Pack was shut out.

The Irish couldn't have gotten off to a much better start. The defense stopped Nevada on its first three third-down attempts and linebacker Toryan Smith stuffed Wolf Pack running back Vai Tauga for a 1-yard loss on fourth-and-1. Even highly touted freshman linebacker Manti Te'o got in on the act for Notre Dame on his first play early in the second quarter.

The Irish held the Wolf Pack to 153 yards rushing and 307 total yards. The play of the defense against a Nevada offense that was third in the country in rushing last year had to inspire Notre Dame fans.

The play of Clausen must of had them giddy—even if it was more against a pass defense that ranked behind Hawaii's last season.

Clausen was 22 of 26 passing for 401 yards with five touchdowns in the Christmas Eve bowl victory. Nevada, which ranked last in the nation in pass defense, was just as helpless to stop him.

Kaepernick was 12 of 23 passing for 149 yards with two interceptions. He also ran for 39 yards on 10 carries. Tauga ran for 114 yards on 18 carries.

Score by Quarters	1	2	3	4	Score
Nevada	0	0	0	0	0
Notre Dame	7	21	7	0	35

Record: (0-1)
Record: (1-0)

First Quarter

8:42 ND RUDOLPH 19 yd pass from CLAUSEN (TAUSCH kick), 12-67 6:18

Second Quarter

14:54 ND FLOYD 24 yd pass from CLAUSEN (TAUSCH kick), 9-78 4:24

11:42 ND FLOYD 70 yd pass from CLAUSEN (TAUSCH kick), 2-79 0:46

1:48 ND ALLEN 1 yd run (TAUSCH kick), 8-80 3:45

Third Quarter

10:12 ND FLOYD 88 yd pass from CLAUSEN (TAUSCH kick), 4-99 1:58

TEAM STATS

	NEV	ND
FIRST DOWNS	15	20
RUSHES-YARDS (NET)	29-153	41-178
PASSING YDS (NET)	154	332
Passes Att-Comp-Int	27-13-2	20-17-0
TOTAL OFFENSE PLAYS-YARDS	56-307	61-510
Fumble Returns-Yards	0-0	0-0
Punt Returns-Yards	0-0	2-22
Kickoff Returns-Yards	5-88	1-23
Interception Returns-Yards	0-0	2-23
Punts (Number-Avg)	5-46.6	3-40.7
Fumbles-Lost	1-1	0-0
Penalties-Yards	4-49	3-35
Possession Time	26:20	33:40
Third-Down Conversions	2 of 11	6 of 12
Fourth-Down Conversions	0 of 1	1 of 2
Red-Zone Scores-Chances	0-3	2-2
Sacks By: Number-Yards	0-0	2-21

RUSHING: Nevada-Tauga 18-114; Kaepernick 10-39; Ball 1-0. Notre Dame-ALLEN 15-72; GRAY, J. 9-50; HUGHES 6-20; RIDDICK 5-19; ALDRIDGE 3-13; TATE 1-3; CLAUSEN 2-1.

PASSING: Nevada-Kaepernick 12-23-2-149; Lantrip 1-4-0-5. Notre Dame-CLAUSEN 15-18-0-315; CRIST 2-2-0-17.

RECEIVING: Nevada-Session 5-51; Tauga 3-38; Wimberly 2-36; Wellington 2-27; Green 1-2. Notre Dame-FLOYD 4-189; RUDOLPH 4-29; TATE 3-59; ALLEN 3-25; WALKER, D. 1-15; PARRIS 1-10; GRAY, J. 1-5.

INTERCEPTIONS: Nevada-None. Notre Dame-McCARTHY, K. 1-23; BLANTON 1-0.

FUMBLES: Nevada-Tauga 1-1. Notre Dame-None.

SACKS (UA-A): Nevada-None. Notre Dame-SMITH, B. 1-0; SMITH, Toryan 1-0.

TACKLES (UA-A): Nevada-Johnson 5-5; Amaya 7-2; Bethea 3-6; Harvey 5-3; Moch 3-3; Marshall 2-4; Frey 4-1; Agaiva 0-4; Thompson 2-1; Roy 1-2; Coulson 2-0; Madonick 1-1; Liranzo 1-0; Grimes 1-0; Silva-Purcell 1-0; Miller 0-1; Slack 0-1; Tauga 0-1; Barker 0-1. Notre Dame-McCARTHY, K. 7-2; SMITH, H. 5-1; SMITH, Toryan 4-1; SMITH, S. 2-1; GRAY, G. 2-1; SMITH, B. 2-1; RYAN 1-2; BLANTON 2-0; TE'O 2-0; SLAUGHTER 2-0; McDONALD 1-1; FILER 1-1; JOHNSON 1-1; BROWN 1-1; WILLIAMS, I. 0-2; HERRING 1-0; ANELLO 0-1; CWYNAR 0-1; FLEMING 0-1.



Michigan 38 • #18 Notre Dame 34

Sept. 12, 2009 • Ann Arbor, Mich. • Michigan Stadium



ANN ARBOR, Mich. (AP) - Tate Forcier threw a 5-yard touchdown pass to Greg Mathews with 11 seconds left, lifting Michigan to a 38-34 win over No. 18 Notre Dame on Saturday.

Armando Allen ran for a touchdown and got the 2-point conversion on a nifty Statue of Liberty play with 5:13 left after Jimmy Clausen threw his third touchdown pass to give the Fighting Irish (1-1) the lead, but their defense could not deny Forcier and the Wolverines (2-0).

He was 23 of 33 for 240 yards, two TDs and an interception. He ran for 70 yards and a score -- squirting up the middle on fourth-and-3 to put Michigan up 31-20. In the opener, Forcier threw three TDs before halftime against Western Michigan.

Forcier's 31-yard TD run on a fourth down gave the Wolverines an 11-point lead early in the fourth quarter. He threw an interception on his next drive to aid Notre Dame's comeback, but he bounced back by converting a third down with a pass before his clutch connection with Mathews in the front corner of the end zone.

Jimmy Clausen completed 25 of 42 passes for 336 yards and three TDs, but missed some throws throughout the game that proved to be costly. Tate and Michael Floyd combined for 16 catches, 246 yards and three TDs, and Michigan cornerbacks Donovan Warren and Boubacar Cissoko struggled to contain the duo all day.

After Weis spoke to his team, Clausen did. "I told them the same thing that Coach said," Clausen said. "We have to decide how we're going to go from here."

Score by Quarters	1	2	3	4	Score
Notre Dame	3	17	0	14	34
Michigan	14	3	7	14	38

Record: (1-1)
Record: (2-0)

First Quarter

4:12 UM Minor 2 yd run (Olesnavage kick), 9-79 3:46

0:46 ND TAUSCH 34 yd field goal, 8-56 3:26

0:34 UM Stonum 94 yd kickoff return (Olesnavage kick)

Second Quarter

12:34 ND TATE 4 yd pass from CLAUSEN (TAUSCH kick), 7-76 3:00

7:05 ND FLOYD 11 yd pass from CLAUSEN (TAUSCH kick), 7-69 3:47

2:41 ND TAUSCH 42 yd field goal, 5-17 3:07

0:00 UM Olesnavage 39 yd field goal, 9-48 2:41

TEAM STATS

	ND	UM
FIRST DOWNS	27	21
RUSHES-YARDS (NET)	30-154	38-190
PASSING YDS (NET)	336	240
Passes Att-Comp-Int	42-25-0	33-23-1
TOTAL OFFENSE PLAYS-YARDS	72-490	71-430
Fumble Returns-Yards	0-0	0-0
Punt Returns-Yards	1-5	0-0
Kickoff Returns-Yards	3-100	7-202
Interception Returns-Yards	1-20	0-0
Punts (Number-Avg)	4-40.0	5-36.0
Fumbles-Lost	1-1	3-0
Penalties-Yards	9-75	6-59
Possession Time	31:25	28:35
Third-Down Conversions	6 of 14	5 of 14
Fourth-Down Conversions	1 of 1	2 of 2
Red-Zone Scores-Chances	4-5	3-4
Sacks By: Number-Yards	2-9	0-0

Third Quarter

7:55 UM Koger 3 yd pass from Forcier (Olesnavage kick), 5-26 1:48

Fourth Quarter

14:16 UM Forcier 31 yd run (Olesnavage kick), 6-64 3:07

9:46 ND TATE 21 yd pass from CLAUSEN (CLAUSEN pass failed), 14-80 4:30

5:13 ND ALLEN 8 yd run (ALLEN rush), 7-36 2:29

0:11 UM Mathews 5 yd pass from Forcier (Olesnavage kick), 9-57 2:02

RUSHING: Notre Dame-ALLEN 21-139; KAMARA 1-10; TATE 1-5; CLAUSEN 2-0; GRAY, J. 3-0; HUGHES 1-0; RIDDICK 1-0. Michigan-Minor 16-106; Forcier 13-70; Robinson 4-21; Brown 4-minus 3; Odoms 1-minus 4.

PASSING: Notre Dame-CLAUSEN 25-42-0-336. Michigan-Forcier 23-33-1-240.

RECEIVING: Notre Dame-TATE 9-115; FLOYD 7-131; RUDOLPH 3-38; ALLEN 2-24; EVANS 2-15; GRAY, J. 1-7; KAMARA 1-6. Michigan-Mathews 5-68; Stonum 4-54; Koger 4-38; Brown 4-36; Odoms 3-18; Savoy 2-23; Grady 1-3.

INTERCEPTIONS: Notre Dame-McCARTHY, K. 1-20. Michigan-None.

FUMBLES: Notre Dame-GRAY, J. 1-1. Michigan-Minor 1-0; Forcier 1-0; Brown 1-0.

SACKS (UA-A): Notre Dame-FLEMING 1-0; RYAN 1-0. Michigan-None.

TACKLES (UA-A): Notre Dame-SMITH, H. 4-7; McCARTHY, K. 5-4; SMITH, B. 5-2; WALLS 4-3; McNEIL 4-1; JOHNSON 3-1; Smith, Toryan 3-1; FLEMING 3-1; BLANTON 2-1; RYAN 2-1; WILLIAMS, I. 2-1; GORDON 2-0; BROWN 2-0; LEWIS-MOORE 2-0; TE'O 1-1; SLAUGHTER 1-0; ANELLO 1-0; MOTTA 1-0. Michigan-Woolfolk 5-3; Williams 4-4; Ezech 2-5; Warren 3-3; Brown 3-3; Cissoko 4-1; Mouton 4-1; Graham 3-0; Kovacs 2-1; Martin 1-2; Roh 2-0; Van Bergen 1-1; Floyd 1-0; North 1-0; Smith 1-0; Mathews 1-0; Sagesse 0-1; Heiningor 0-1.



Notre Dame 33 • Michigan State 30
Sept. 19, 2009 • Notre Dame, Ind. • Notre Dame Stadium



NOTRE DAME, Ind. (AP) - Kyle McCarthy saved Notre Dame from another last-minute loss, one play after Michigan State cut the Fighting Irish a break.

McCarthy's interception at the 4-yard line with 57 seconds left sealed Notre Dame's 33-30 win after Jimmy Clausen threw for 300 yards, including the game-winning score on a 33-yard TD pass to Golden Tate with 5:18 left.

"I think this is a huge step for our guys. Not necessarily for the program, but for the guys in the locker room," said McCarthy, who has an interception in each game this season. "We deserve this win."

It was the second straight week the Spartans gave an opponent a second chance and paid for it.

Michigan State's Larry Caper slipped through the Irish defense and was all alone in the back of the end zone. Caper got his hands on it, but it was high and he couldn't pull it down.

The play was reminiscent of Tate Forcier's game-winning TD pass with 11 seconds left the week before for Michigan against Notre Dame.

"After last week, how bad everybody felt in a very similar situation in the ending of the game, to make a play to change the outcome in favor of us, I'm really, really happy for those kids in there," said coach Charlie Weis. "It's nice to see how genuinely excited they are. They feel great."

Instead, the unforced error evoked memories of Michigan State's offside penalty against Central Michigan that gave the Chippewas a second chance at the winning field goal.

"It was a little tougher than Central Michigan because it was such a big win for us," said, Michigan State receiver Keshawn Martin, who threw a 30-yard TD pass to Blair White.

The Irish held on to beat the Spartans in Notre Dame Stadium for the first time since 1993, but lost star wide receiver Michael Floyd to what may be a broken collarbone.

Floyd was hurt in the first half and Weis said the training staff told him "clavicle" and he assumes they meant that it's broken. Second in the nation with 160 yards receiving per game, Floyd finished with two catches for 38 yards.

Cousins was 23 of 35 passing for 302 yards for MSU, which was held to 105 yards rushing.

"He played well with the exception of the last throw," Dantonio said.

Cousins was under pressure from linebacker Darius Fleming when he threw the interception.

"I needed to throw the ball away or take a sack, anything to throw the ball away," he said.

Armando Allen ran for 115 yards and a touchdown and threw for another out of a wildcat formation, and Nick Tausch kicked field goals of 22 and 46 yards for the Irish (2-1), though he missed an early extra point. It was the third 100-yard game of Allen's career and his second straight.

White caught a pair of touchdown passes and Caper ran for two more as the Spartans (1-2) lost for the second straight week. It was the second time in the past nine meetings that the home team won.

Clausen was 22 of 31 and injured his right foot when he was sacked in the second quarter, but only missed two plays in the game.

Tate finished with 127 yards on seven catches.

Score by Quarters	1	2	3	4	Score
Michigan State	3	14	6	7	30 Record: (1-2)
Notre Dame	13	3	10	7	33 Record: (2-1)

First Quarter
12:21 ND Allen 13 yd run (Tausch kick), 4-84 1:40
7:11 MSU Swenson 43 yd field goal, 12-43 5:10
4:59 ND Floyd 22 yd pass from Clausen (Tausch kick failed)

Second Quarter
9:30 MSU White 30 yd pass from Martin (Swenson kick), 4-80 1:12
3:14 ND Tausch 22 yd field goal, 11-50 4:44
1:01 MSU Caper 1 yd run (Swenson kick), 7-81 2:13

Third Quarter
11:49 ND Paris 5 yd pass from Allen (Tausch kick), 6-70 3:11
5:34 ND Tausch 46 yd field goal, 10-18 4:11
1:24 MSU Caper 7 yd run (Swenson kick blocked), 8-70 4:10

Fourth Quarter
9:33 MSU White 17 yd pass from Cousins (Swenson kick), 5-86 2:27
5:18 ND Tate 33 yd pass from Clausen (Tausch kick), 8-73 4:15

TEAM STATS

	MSU	ND
FIRST DOWNS	27	25
RUSHES-YARDS (NET)	25-105	37-133
PASSING YDS (NET)	354	304
Passes Att-Comp-Int	40-26-1	34-24-1
TOTAL OFFENSE PLAYS-YARDS	65-459	71-437
Fumble Returns-Yards	0-0	1-5
Punt Returns-Yards	0-0	2-23
Kickoff Returns-Yards	7-154	5-125
Interception Returns-Yards	1-0	1-20
Punts (Number-Avg)	3-45.0	3-41.3
Fumbles-Lost	1-1	1-0
Penalties-Yards	6-40	11-99
Possession Time	25:30	34:30
Third-Down Conversions	5 of 10	5 of 11
Fourth-Down Conversions	0 of 0	1 of 1
Red-Zone Scores-Chances	3-4	3-3
Sacks By: Number-Yards	2-16	0-0

RUSHING: Michigan State-Caper 12-51; Ray 3-23; Nichol 2-14; Winston 6-14; Cousins 2-3. Notre Dame-Allen 23-115; Gray 4-24; Clausen 7-minus 1; Tate 1-minus 1; Team 2-minus 4.

PASSING: Michigan State-Cousins 23-35-1-302; Nichol 2-4-0-22; Martin 1-1-0-30. Notre Dame-Clausen 22-31-0-300; Crist 1-2-1-minus 1; Allen 1-1-0-5.

RECEIVING: Michigan State-Cunningham 7-74; Dell 6-121; White 6-75; Linthicum 3-34; Gantt 2-31; Ray 1-14; Sims 1-5. Notre Dame-Tate 7-127; Rudolph 6-95; Kamara 3-23; Parris 3-16; Floyd 2-38; Allen 2-6; Hughes 1-minus 1.

INTERCEPTIONS: Michigan State-Robinson 1-0. Notre Dame-McCarthy 1-20.

FUMBLES: Michigan State-Ray 1-1. Notre Dame-Clausen 1-0.

SACKS (UA-A): Michigan State-Pickelman 0-1; Worthy 1-0; Gordon 0-1. Notre Dame-None.

TACKLES (UA-A): Michigan State-Jones 3-6; Gordon 2-6; Ware 7-0; Hyde 4-2; Pickelman 2-4; Jenrette 2-4; Robinson 2-4; Denson 2-3; Rucker, Chris L. 2-3; Misch 0-4; Anderson 1-2; Strayhorn 2-0; Worthy 1-1; Davis-Clark 1-1; Neely 1-1; Rolf 1-0; Fortener 1-0; Cousins 1-0; Norman 0-1; Anderson 0-1; Wilson 0-1. Notre Dame-McCarthy, K. 7-2; Smith, H. 5-2; Smith, B. 3-2; Blanton 2-3; Herring 4-0; Smith, S. 2-2; Lewis-Moore 1-3; Williams, I. 2-1; Motta 2-1; Johnson 0-3; Fleming 2-0; Walls 2-0; Brown 2-0; Slaughter 1-0; McDonald 1-0; Te'o 0-1; Cave 0-1; Ryan 0-1; Cwynar 0-1; Smith, Toryan 0-1.



Notre Dame 24 • Purdue 21
Sept. 26, 2009 • West Lafayette, Ind. • Ross-Ade Stadium



WEST LAFAYETTE, Ind. (AP) - With the game on the line, Notre Dame coach Charlie Weis put the game in the hands of his hobbled star.

Gimpy Jimmy Clausen completed a 2-yard touchdown pass to Kyle Rudolph with 24.8 seconds to play, and Notre Dame rallied for a 24-21 win over Purdue on Saturday night.

Clausen, slowed by a turf toe injury on his right foot, split time with Dayne Crist. Though Crist directed two touchdown drives with the Wildcat offense in the first half, Clausen returned to the game when it got tight in the fourth quarter.

The Fighting Irish (3-1) took over trailing 21-17 with 3:41 to go. Clausen completed a 22-yard pass to Rudolph to move the ball to the Purdue 32, but a sack forced Notre Dame into a third-and-14. Clausen completed a 15-yard pass to Robby Parris for a first down. A 17-yarder to Golden Tate set up a first-and-goal at the 4. After three plays netted two yards, Clausen found Rudolph in the end zone on fourth down for the winner.

Clausen, the nation's No. 2 passer, wasn't himself. He completed 15 of 26 for 171 yards, and he threw his first interception of the season.

He found his rhythm in the final minutes.

It was the third straight Notre Dame game decided in the final minute. Kyle McCarthy had an interception at the 4-yard line with 57 seconds left to seal Notre Dame's 33-30 win over Michigan State last week. A week earlier, Michigan's Tate Forcier threw a 5-yard touchdown pass with 11 seconds remaining to beat the Irish 38-34.

Notre Dame played without its leading rusher and receiver. Running back Armando Allen sat out with an injured right ankle and receiver Michael Floyd was knocked out for the season last week with a broken collarbone.

Joey Elliott passed for 289 yards and three touchdowns in his best game of the season for Purdue (1-3). Keith Smith caught 11 passes and tied a career high with 136 yards.

Purdue's three losses are by a combined 11 points.

The Boilermakers (1-3) drove deep into Notre Dame territory late in the third quarter and began the fourth quarter trailing by 10 with the ball at the Notre Dame 15. Elliott completed a slant pass to Smith for a 3-yard touchdown, and the Boilermakers cut Notre Dame's lead to 17-14.

Purdue got another chance with just under six minutes to play. Jaycen Taylor took a play-action fake out of the backfield, caught a pass in the flat from Elliott and raced untouched for a 38-yard touchdown that gave Purdue a 21-17 lead with just under four minutes to play.

Purdue didn't deny the importance of the game, saying all week that the rivalry had special meaning. The Boilermakers wore all-black uniforms for the first time since Oct. 21, 2006 against Wisconsin and the "Purdue" in the end zones were painted black with a gold outline instead of gold with a black outline.

But Clausen sent the Purdue home fans disappointed.

Score by Quarters	1	2	3	4	Score
Notre Dame	3	14	0	7	24 Record: (3-1)
Purdue	7	0	0	14	21 Record: (1-3)

First Quarter
11:53 PUR Valentín 36 yd pass from Elliott (Wiggs kick), 8-80 3:07
2:23 ND Tausch 34 yd field goal, 10-60 3:57

Second Quarter
10:43 ND Hughes 2 yd run (Tausch kick), 9-73 4:07
4:43 ND Tate 14 yd run (Tausch kick), 7-62 3:49

Fourth Quarter
13:41 PUR Smith 3 yd pass from Elliott (Wiggs kick), 10-59 3:21
3:41 PUR Taylor 38 yd pass from Elliott (Wiggs kick), 5-69 2:15
0:25 ND Rudolph 2 yd pass from Clausen (Tausch kick), 12-72 3:16

TEAM STATS

	ND	PUR
FIRST DOWNS	23	16
RUSHES-YARDS (NET)	43-167	26-74
PASSING YDS (NET)	216	289
Passes Att-Comp-Int	36-20-1	38-22-1
TOTAL OFFENSE PLAYS-YARDS	79-383	64-363
Fumble Returns-Yards	0-0	0-0
Punt Returns-Yards	1-16	2-49
Kickoff Returns-Yards	4-96	5-86
Interception Returns-Yards	1-2	1-0
Punts (Number-Avg)	4-37.8	5-37.4
Fumbles-Lost	0-0	1-1
Penalties-Yards	6-41	13-103
Possession Time	34:25	25:35
Third-Down Conversions	6 of 15	7 of 15
Fourth-Down Conversions	1 of 3	0 of 2
Red-Zone Scores-Chances	4-5	1-1
Sacks By: Number-Yards	2-18	4-21

RUSHING: Notre Dame-Hughes 15-68; Tate 9-55; Riddick 1-24; Gray, Jonas 9-18; Crist 4-16; TEAM 1-minus 1; Clausen 4-minus 13. Purdue-Bolden 17-67; Taylor 2-6; Smith 1-6; Valentín 1-1; Elliott 5-minus 6.

PASSING: Notre Dame-Clausen 15-26-1-171; Crist 5-10-0-45. Purdue-Elliott 22-38-1-289.

RECEIVING: Notre Dame-Tate 5-57; Rudolph 4-52; Kamara 3-20; Hughes 3-9; Gray, Jonas 2-42; Parris 1-15; Evans 1-12; Burger 1-9. Purdue-Smith 11-136; Adams 4-26; Carlos 2-27; Taylor 1-38; Valentín 1-36; Adams 1-11; Smith 1-9; Bolden 1-6.

INTERCEPTIONS: Notre Dame-Walls 1-2. Purdue-Pender 1-0.

FUMBLES: Notre Dame-None. Purdue-Valentín 1-1.

SACKS (UA-A): Notre Dame-Fleming 1-0; Te'o 1-0. Purdue-Werner 2-0; Gooden 1-0; Kerrigan 1-0.

TACKLES (UA-A): Notre Dame-McCarthy 6-4; Blanton 5-3; Brown 3-2; Lewis-Moore 4-0; Smith, B. 4-0; Fleming 4-0; Smith, T. 2-0; Neal 2-0; Ryan 2-0; Williams, I. 1-1; Walls 1-1; Smith, H. 0-2; Rudolph 1-0; Gray, G. 1-0; Anello 1-0; Te'o 1-0; Smith, S. 1-0; Posluszny 1-0; Maust 1-0; Johnson 1-0; Filer 0-1. Purdue-McClean 7-3; Holland 4-6; Kerrigan 5-3; Werner 6-1; Williams 4-3; Carfino 3-3; King 4-0; Evans 3-1; Pender 2-1; Short 1-2; Beckford 2-0; Maci 2-0; Gooden 1-1; Higgs 0-2; Wolf 1-0; Brown 1-0; Wiggs 1-0; Mondek 1-0.



Notre Dame 37 • Washington 30 (ot)
Oct. 3, 2009 • Notre Dame, Ind. • Notre Dame Stadium



NOTRE DAME, Ind. (AP) - Notre Dame waited even later than the last minute to pull out this finish.

Robert Hughes scored on a 1-yard run in overtime and safeties Harrison Smith and Kyle McCarthy jarred the ball loose from Washington receiver D'Andre Goodwin near the goal line on fourth-and-19 as the Fighting Irish beat the Huskies 37-30 Saturday.

It was the fourth straight game decided in the final 60 seconds for the Irish, the last three of which were wins.

The Irish (4-1) stayed in it with a pair of goal-line stands in the second half.

The first was late in the third quarter when the Irish held the Huskies (2-3) for no points on two plays from the 1-yard line on a pair of keepers by Jake Locker. Locker gained a half yard on the first play, but was stopped by Brian Smith and McCarthy. On fourth-and-goal from the 1, Locker lost a half yard when Kerry Neal and Harrison Smith stopped him.

Chris Polk appeared to give the Huskies a 30-22 lead with a 6-yard TD run with 7:07 left, but after a review he was ruled down on the half-yard line.

The Huskies couldn't advance the ball on three tries, but got a fresh set of downs when Notre Dame nose tackle Ian Williams was called for roughing the snapper on the field goal attempt. The Huskies couldn't get it in on the next three plays either, with Locker being stuffed for no gain from the 1. Erik Folk kicked a 24-yard field goal to cap the 19-play drive that ate up 9 minutes and 19 seconds on the clock.

Jimmy Clausen was 23 of 31 passing for a career-high 422 yards, the fifth highest passing yardage in five seasons under coach Charlie Weis. He had a 67-yard TD pass to Golden Tate, a 77-yard pass to Tate that set up a field goal and a 12-yard TD pass to Kyle Rudolph with 80 seconds left to give Notre Dame a 30-27 lead.

Folk kicked a 37-yard field goal with 6 seconds left to tie the game at 30.

Golden Tate caught nine passes for a career-high 244 yards and a touchdown. He set up Hughes' TD run with a 22-yard catch on the first play in overtime.

Locker was 22 of 40 passing for 281 yards and a touchdown. He also ran for a touchdown, but couldn't come up with the big play in overtime as he had three incomplete passes and was sacked for a 9-yard loss.

Nick Tausch tied a Notre Dame record with five field goals as Washington's defense repeatedly held the Irish out of the end zone.

Linebacker Manti Te'o, a highly rated recruit playing extensively for the first time, finished with 10 tackles.

Score by Quarters table with columns for Quarter (1-4, OT), Score, and Record. Includes game notes for First, Second, Third, and Fourth quarters.

TEAM STATS table with columns for US and ND. Categories include First Downs, Rushes-Yards, Passing Yards, Punting, and Turnovers.



#6/5 USC 34 • Notre Dame 27
Oct. 17, 2009 • Notre Dame, Ind. • Notre Dame Stadium



NOTRE DAME, Ind. (AP) - Notre Dame quarterback Jimmy Clausen nearly executed another thrilling fourth-quarter rally, but came up four yards short as No. 6 Southern California held on for a 34-27 victory against No. 25 Notre Dame.

Notre Dame's streak of last-minute victories ended at three, but the Fighting Irish (4-2) at least showed they could compete with their longtime rivals this season.

USC had dominated Notre Dame and coach Charlie Weis the past three seasons and led 34-14 in the fourth quarter Saturday. The Fighting Irish seemed on their way to the type of lopsided loss that would have their supporters grumbling about Weis again.

Instead, Clausen and the Irish rallied back, but couldn't score into the same end zone where the Trojans (5-1) famously scored four years ago on the Bush Push, which gave Reggie Bush, Matt Leinart and USC a 34-31 victory in Weis' first season.

On Clausen's first pass into the end zone, Kyle Rudolph made juggling catch but was out of bounds. The second was knocked down by Josh Pinkard and the Trojans started celebrating thinking the game was over.

Clausen and USC quarterback Matt Barkley, pals from southern California, even exchanged what they thought was a post-game handshake.

But the officials ruled there was 1 second left. Clausen fired to Duval Kamara, who slipped and couldn't get a hand on it.

Barkley was 19 for 29 for 380 yards and two touchdowns to Damian Williams, who had four catches for 108 yards. Anthony McCoy had five catches for 153 yards.

The Trojans appeared to be on the verge of blowing the game open when Joe McKnight dove in for a TD early in the fourth quarter.

The Irish closed to 34-27 midway through the fourth quarter on a 2-yard TD run by Clausen and a 15-yard TD pass from Clausen to Golden Tate after an interception by Irish cornerback Gary Gray.

Clausen was 24-of-43 passes for 260 yards and two touchdown passes while facing a strong USC pass rush. He threw the ball away five times and was sacked five times. And in the end, he gave Notre Dame a chance, which is far more than the Irish have had in recent years against Carroll's mighty Trojans. In the previous three meetings, USC outscored Notre Dame 120-27.

Tate had eight catches for 117 yards. The Irish also got a 25-yard completion on a faked field goal attempt by holder Eric Maust that set up another touchdown.

The Irish were aided in their final drive by a couple of penalties by USC. Robby Parris caught a 13-yard pass on fourth down to the USC 16, but All-American Taylor Mays was called for a personal foul on the hit to Parris. That got the ball to the 8. Then Malik Jackson was called two plays later for roughing the passer, placing the ball on the 4.

But the Irish couldn't get the game to overtime and USC celebrated its 10th straight win against a ranked opponent.

Score by Quarters table with columns for Quarter (1-4), Score, and Record. Includes game notes for First, Second, and Third quarters.

TEAM STATS table with columns for USC and ND. Categories include First Downs, Rushes-Yards, Passing Yards, Punting, and Turnovers.

The Automated ScoreBook
Notre Dame Game Results (as of Oct 19, 2009)
All games

Date	Opponent		Score	Overall	Conference	Time	Attend
Sep 05, 2009	NEVADA	W	35-0	1-0	0-0	2:53	80795
Sep 12, 2009	at Michigan	L	34-38	1-1	0-0	3:45	110278
Sep 19, 2009	MICHIGAN STATE	W	33-30	2-1	0-0	3:30	80795
Sep 26, 2009	at Purdue	W	24-21	3-1	0-0	3:21	59082
Oct 03, 2009	WASHINGTON	Wo	37-30	4-1	0-0	3:49	80795
Oct 17, 2009	#6 USC	L	27-34	4-2	0-0	3:39	80795

The Automated ScoreBook
Notre Dame Overall Team Statistics (as of Oct 19, 2009)
All games

Team Statistics	ND	OPP
SCORING	190	153
Points Per Game	31.7	25.5
FIRST DOWNS	145	125
Rushing	59	41
Passing	74	74
Penalty	12	10
RUSHING YARDAGE	822	819
Yards gained rushing	986	966
Yards lost rushing	164	147
Rushing Attempts	211	190
Average Per Rush	3.9	4.3
Average Per Game	137.0	136.5
TDs Rushing	8	7
PASSING YARDAGE	1895	1698
Comp-Att-Int	134-207-3	125-207-6
Average Per Pass	9.2	8.2
Average Per Catch	14.1	13.6
Average Per Game	315.8	283.0
TDs Passing	15	10
TOTAL OFFENSE	2717	2517
Total Plays	418	397
Average Per Play	6.5	6.3
Average Per Game	452.8	419.5
KICK RETURNS: #-Yards	25-597	37-745
PUNT RETURNS: #-Yards	7-68	3-53
INT RETURNS: #-Yards	6-95	3-10
KICK RETURN AVERAGE	23.9	20.1
PUNT RETURN AVERAGE	9.7	17.7
INT RETURN AVERAGE	15.8	3.3
FUMBLES-LOST	7-2	8-4
PENALTIES-Yards	39-331	50-403
Average Per Game	55.2	67.2
PUNTS-Yards	21-825	26-1050
Average Per Punt	39.3	40.4
Net punt average	34.9	37.8
TIME OF POSSESSION/Game	32:08	27:52
3RD-DOWN Conversions	30/76	32/80
3rd-Down Pct	39%	40%
4TH-DOWN Conversions	6/10	3/8
4th-Down Pct	60%	38%
SACKS BY-Yards	12-88	14-80
MISC YARDS	0	0
TOUCHDOWNS SCORED	23	19
FIELD GOALS-ATTEMPTS	10-11	7-10
ON-SIDE KICKS	0-0	1-1
RED-ZONE SCORES	(22-25) 88%	(16-22) 73%
RED-ZONE TOUCHDOWNS	(15-25) 60%	(12-22) 55%
PAT-ATTEMPTS	(18-20) 90%	(18-19) 95%
ATTENDANCE	323180	169360
Games/Avg Per Game	4/80795	2/84680
Neutral Site Games		0/0

Score by Quarters	1st	2nd	3rd	4th	OT	Total
Notre Dame	36	68	27	52	7	190
Opponents	38	33	34	48	0	153

The Automated ScoreBook
Notre Dame Overall Individual Statistics (as of Oct 19, 2009)
All games

Rushing	gp	att	gain	loss	net	avg	td	lg	avg/g
ALLEN, Armando	5	83	440	24	416	5.0	3	24	83.2
HUGHES, Robert	6	36	177	2	175	4.9	3	37	29.2
TATE, Golden	6	14	99	3	96	6.9	1	31	16.0
GRAY, Jonas	6	25	107	15	92	3.7	0	19	15.3
RIDDICK, Theo	6	7	44	1	43	6.1	0	24	7.2
CRIST, Dayne	3	4	23	7	16	4.0	0	16	5.3
ALDRIDGE, James	2	5	15	0	15	3.0	0	9	7.5
GOODMAN, John	4	1	13	0	13	13.0	0	13	3.2
KAMARA, Duval	6	1	10	0	10	10.0	0	10	1.7
TEAM	3	3	0	5	-5	-1.7	0	0	-1.7
CLAUSEN, Jimmy	6	32	58	107	-49	-1.5	1	11	-8.2
Total	6	211	986	164	822	3.9	8	37	137.0
Opponents	6	190	966	147	819	4.3	7	41	136.5

Passing	gp	effic	comp-att-int	pct	yds	td	lg	avg/g
CLAUSEN, Jimmy	6	166.35	124-191-2	64.9	1804	14	88	300.7
CRIST, Dayne	3	79.46	8-14-1	57.1	61	0	15	20.3
MAUST, Eric	6	310.00	1-1-0	100.0	25	0	25	4.2
ALLEN, Armando	5	472.00	1-1-0	100.0	5	1	5	1.0
Total	6	162.65	134-207-3	64.7	1895	15	88	315.8
Opponents	6	139.44	125-207-6	60.4	1698	10	60	283.0

Receiving	gp	no.	yds	avg	td	lg	avg/g
TATE, Golden	6	41	719	17.5	6	77	119.8
RUDOLPH, Kyle	6	24	276	11.5	3	52	46.0
PARRIS, Robby	6	16	179	11.2	1	26	29.8
FLOYD, Michael	3	13	358	27.5	5	88	119.3
ALLEN, Armando	5	12	110	9.2	0	26	22.0
KAMARA, Duval	6	9	72	8.0	0	15	12.0
EVANS, Shaquelle	5	7	61	8.7	0	15	12.2
HUGHES, Robert	6	5	33	6.6	0	25	5.5
GRAY, Jonas	6	4	54	13.5	0	23	9.0
WALKER, Deion	4	1	15	15.0	0	15	3.8
BURGER, Bobby	6	1	9	9.0	0	9	1.5
GOODMAN, John	4	1	9	9.0	0	9	2.2
Total	6	134	1895	14.1	15	88	315.8
Opponents	6	125	1698	13.6	10	60	283.0

Punt Returns	no.	yds	avg	td	lg
TATE, Golden	5	39	7.8	0	23
GOODMAN, John	1	24	24.0	0	24
HERRING, Ray	1	5	5.0	0	5
Total	7	68	9.7	0	24
Opponents	3	53	17.7	0	31

Interceptions	no.	yds	avg	td	lg
McCARTHY, Kyle	3	63	21.0	0	23
WALLS, Darrin	1	2	2.0	0	2
GRAY, Gary	1	30	30.0	0	30
BLANTON, Robert	1	0	0.0	0	0
Total	6	95	15.8	0	30
Opponents	3	10	3.3	0	10

Kick Returns	no.	yds	avg	td	lg
RIDDICK, Theo	18	426	23.7	0	38
GALLUP, Barry	4	109	27.2	0	52
TATE, Golden	3	62	20.7	0	24
Total	25	597	23.9	0	52
Opponents	37	745	20.1	1	94

Fumble Returns	no.	yds	avg	td	lg
SMITH, Toryan	1	5	5.0	0	5
Total	1	5	5.0	0	5
Opponents	1	17	17.0	1	17

The Automated ScoreBook
Notre Dame Overall Individual Statistics (as of Oct 19, 2009)
All games

Scoring	td	fg	PAT				dxp	saf	pts
			kick	rush	rcv	pass			
TAUSCH, Nick	-	10-11	18-20	-	-	-	-	-	48
TATE, Golden	7	-	-	-	-	-	-	-	42
FLOYD, Michael	5	-	-	-	-	-	-	-	30
ALLEN, Armando	3	-	-	1-1	-	-	-	-	20
HUGHES, Robert	3	-	-	1-1	-	-	-	-	20
RUDOLPH, Kyle	3	-	-	-	-	-	-	-	18
CLAUSEN, Jimmy	1	-	-	-	-	0-1	-	-	6
PARRIS, Robby	1	-	-	-	-	-	-	-	6
Total	23	10-11	18-20	2-2	-	0-1	-	-	190
Opponents	19	7-10	18-19	-	-	-	-	-	153

Total Offense	g	plays	rush	pass	total	avg/g
CLAUSEN, Jimmy	6	223	-49	1804	1755	292.5
ALLEN, Armando	5	84	416	5	421	84.2
HUGHES, Robert	6	36	175	0	175	29.2
TATE, Golden	6	14	96	0	96	16.0
GRAY, Jonas	6	25	92	0	92	15.3
CRIST, Dayne	3	18	16	61	77	25.7
RIDDICK, Theo	6	7	43	0	43	7.2
MAUST, Eric	6	1	0	25	25	4.2
ALDRIDGE, James	2	5	15	0	15	7.5
GOODMAN, John	4	1	13	0	13	3.2
KAMARA, Duval	6	1	10	0	10	1.7
TEAM	3	3	-5	0	-5	-1.7
Total	6	418	822	1895	2717	452.8
Opponents	6	397	819	1698	2517	419.5

Field Goals	fg	pct.	01-19	20-29	30-39	40-49	50-99	lg	blk
TAUSCH, Nick	10-11	90.9	0-0	3-4	4-4	3-3	0-0	46	0

FG Sequence	Notre Dame	Opponents
Nevada	-	38
Michigan	28,(34),(42)	(39),26
Michigan State	(22),(46)	(43),51
Purdue	(34)	-
Washington	(34),(40),(34),(21),(24)	(40),(24),(37)
USC	-	(24),(37)

Punting	no.	yds	avg	lg	tb	fc	i20	50+	blk
MAUST, Eric	14	557	39.8	49	1	7	3	0	0
TURK, Ben	7	268	38.3	48	1	4	3	0	0
Total	21	825	39.3	49	2	11	6	0	0
Opponents	26	1050	40.4	59	0	13	10	6	0

Kickoffs	no.	yds	avg	tb	ob	retn	net	ydln
TAUSCH, Nick	34	2102	61.8	0	0			
RUFFER, David	4	249	62.2	0	0			
Total	38	2351	61.9	0	0	20.1	42.3	27
Opponents	29	1863	64.2	3	1	23.9	41.6	28

Numbers in (parentheses) indicate field goal was made.

The Automated ScoreBook
Notre Dame Overall Individual Statistics (as of Oct 19, 2009)
All games

<u>All Purpose</u>	<u>g</u>	<u>rush</u>	<u>rcv</u>	<u>pr</u>	<u>kr</u>	<u>ir</u>	<u>total</u>	<u>avg/g</u>
TATE, Golden	6	96	719	39	62	0	916	152.7
ALLEN, Armand	5	416	110	0	0	0	526	105.2
RIDDICK, Theo	6	43	0	0	426	0	469	78.2
FLOYD, Michael	3	0	358	0	0	0	358	119.3
RUDOLPH, Kyle	6	0	276	0	0	0	276	46.0
HUGHES, Rober	6	175	33	0	0	0	208	34.7
PARRIS, Robby	6	0	179	0	0	0	179	29.8
GRAY, Jonas	6	92	54	0	0	0	146	24.3
GALLUP, Barry	5	0	0	0	109	0	109	21.8
KAMARA, Duval	6	10	72	0	0	0	82	13.7
McCARTHY, Kyl	6	0	0	0	0	63	63	10.5
EVANS, Shaque	5	0	61	0	0	0	61	12.2
GOODMAN, Joh	4	13	9	24	0	0	46	11.5
GRAY, Gary	5	0	0	0	0	30	30	6.0
CRIST, Dayne	3	16	0	0	0	0	16	5.3
ALDRIDGE, Jam	2	15	0	0	0	0	15	7.5
WALKER, Deion	4	0	15	0	0	0	15	3.8
BURGER, Bobb	6	0	9	0	0	0	9	1.5
HERRING, Ray	6	0	0	5	0	0	5	0.8
WALLS, Darrin	6	0	0	0	0	2	2	0.3
TEAM	3	-5	0	0	0	0	-5	-1.7
CLAUSEN, Jim	6	-49	0	0	0	0	-49	-8.2
Total	6	822	1895	68	597	95	3477	579.5
Opponents	6	819	1698	53	745	10	3325	554.2

The Automated ScoreBook
Notre Dame Overall Defensive Statistics (as of Oct 19, 2009)
All games

##	Defensive Leaders	gp	Tackles			tfl/yds	Sacks no-yds	Pass defense			Fumbles		blkd	
			ua	a	tot			int-yds	brup	qbh	rcv-yds	ff	kick	saf
28	McCARTHY, Kyle	6	35	19	54	1.0-1	.	3-63	3	
22	SMITH, Harrison	6	19	17	36	1.5-2	.	.	1	
58	SMITH, Brian	6	21	13	34	5.0-24	2-14	.	.	3	.	.	.	
12	BLANTON, Robert	6	16	10	26	.	.	1-0	1	
5A	TE'O, Manti	6	10	14	24	2.0-14	1-12	
89	LEWIS-MOORE, Kapron	6	14	8	22	4.5-14	2-9	.	.	2	1-0	1	.	
9A	JOHNSON, Ethan	6	9	9	18	3.5-13	2-8	.	1	2	1-0	1	1	
31	BROWN, Sergio	6	13	4	17	1.0-1	.	.	1	1	.	.	.	
2	WALLS, Darrin	6	10	6	16	1.0-1	.	1-2	3	
90	RYAN, John	6	7	8	15	2.0-13	2-13	.	1	.	1-0	.	.	
95	WILLIAMS, Ian	6	7	7	14	2.0-3	
49	SMITH, Toryan	6	9	5	14	3.5-13	1-10	.	.	.	1-5	.	.	
41	SMITH, Scott	6	8	6	14	1.0-1	
45	FLEMING, Darius	5	10	3	13	8.5-22	2-10	.	.	1	.	1	.	
4	GRAY, Gary	5	5	5	10	.	.	1-30	
46	FILER, Steve	6	5	5	10	0.5-3	1-3	
56	NEAL, Kerry	6	7	2	9	3.0-14	1-9	.	.	2	.	.	.	
6	HERRING, Ray	6	6	.	6	.	.	.	1	
8	McNEIL, Raeshon	6	4	2	6	
17	MOTTA, Zeke	6	5	1	6	
26	SLAUGHTER, Jamoris	6	5	.	5	
37	ANELLO, Mike	6	3	1	4	
54	McDONALD, Anthony	6	2	1	3	
24	GORDON, Leonard	6	2	1	3	
98	CWYNAR, Sean	6	.	2	2	
36	POSŁUSZNY, David	6	1	.	1	
5	ALLEN, Armando	5	1	.	1	
86	BURGER, Bobby	6	.	1	1	
93	MULLEN, Paddy	3	.	1	1	
43	MAUST, Eric	6	1	.	1	
52	CAVE, Braxston	6	.	1	1	
Total		6	235	152	387	40-139	12-88	6-95	12	11	4-5	3	1	
Opponents		6	221	214	435	36-130	14-80	3-10	13	10	2-17	5	1	

The Automated ScoreBook
Notre Dame Team Game-by-Game (as of Oct 19, 2009)
All games

TEAM STATISTICS

Date	Opponent	Rushing				Receiving				Passing				Kick Returns				Punt Returns				tot off
		no.	yds	td	lg	no.	yds	td	lg	cmp-att-int	yds	td	lg	no.	yds	td	lg	no.	yds	td	lg	
Sep 05	NEVADA	41	178	1	19	17	332	4	88	17-20-0	332	4	88	1	23	0	23	2	22	0	24	510
Sep 12	at Michigan	30	154	1	24	25	336	3	37	25-42-0	336	3	37	3	100	0	52	1	5	0	5	490
Sep 19	MICHIGAN STATE	37	133	1	15	24	304	3	54	24-34-1	304	3	54	5	125	0	38	2	23	0	23	437
Sep 26	at Purdue	43	167	2	24	20	216	1	23	20-36-1	216	1	23	4	96	0	35	1	16	0	16	383
Oct 03	WASHINGTON	29	108	1	37	23	422	2	77	23-31-1	422	2	77	6	129	0	27	0	0	0	0	530
Oct 17	USC	31	82	2	13	25	285	2	45	25-44-0	285	2	45	6	124	0	31	1	2	0	2	367
Notre Dame		211	822	8	37	134	1895	15	88	134-207-3	1895	15	88	25	597	0	52	7	68	0	24	2717
		190	819	7	41	125	1698	10	60	125-207-6	1698	10	60	37	745	1	94	3	53	0	31	2517

Games played: 6
 Avg per rush: 3.9
 Avg per catch: 14.1
 Pass efficiency: 162.65
 Kick ret avg: 23.9
 Punt ret avg: 9.7
 All purpose avg/game: 579.5
 Total offense avg/gm: 452.8

Date	Opponent	Tackles				Sacks no-yds	Fumble		Pass Defense			Blkd kick	PAT Attempts			saf	pts
		ua	a	total	tfl-yds		ff	fr-yds	int-yds	qbh	brup		kick	rush	rcv		
Sep 05	NEVADA	34	18	52	4.0-29	2-21	0	1-0	2-23	0	2	0	5-5	0	0	0	35
Sep 12	at Michigan	47	24	71	10.0-22	2-9	1	0-0	1-20	0	1	0	2-2	1	0	0	34
Sep 19	MICHIGAN STATE	36	24	60	4.0-4	0-0	1	1-5	1-20	3	3	1	3-4	0	0	0	33
Sep 26	at Purdue	42	14	56	8.0-29	2-18	0	1-0	1-2	0	0	0	3-3	0	0	0	24
Oct 03	WASHINGTON	44	42	86	6.0-29	3-22	1	1-0	0-0	2	1	0	2-2	1	0	0	37
Oct 17	USC	32	30	62	8.0-26	3-18	0	0-0	1-30	6	5	0	3-4	0	0	0	27
Notre Dame		235	152	387	40.0-139	14-88	3	4-5	6-95	11	12	1	18-20	2	0	0	190
		221	214	435	36.0-130	13-71	5	2-17	3-10	10	13	1	18-19	0	0	0	153

Date	Opponent	Punting								Field Goals			Kickoffs					
		no.	yds	avg	long	blkd	tb	fc	50+	i20	md-att	long	blkd	no.	yds	avg	tb	ob
Sep 05	NEVADA	3	122	40.7	43	0	0	1	0	2	0-0	0	0	6	351	58.5	0	0
Sep 12	at Michigan	4	160	40.0	46	0	1	2	0	0	2-3	42	0	7	435	62.1	0	0
Sep 19	MICHIGAN STATE	3	124	41.3	49	0	0	2	0	1	2-2	46	0	7	444	63.4	0	0
Sep 26	at Purdue	4	151	37.8	46	0	0	2	0	0	1-1	34	0	5	337	67.4	0	0
Oct 03	WASHINGTON	2	79	39.5	40	0	1	1	0	0	5-5	40	0	8	491	61.4	0	0
Oct 17	USC	5	189	37.8	48	0	0	3	0	3	0-0	0	0	5	293	58.6	0	0
Notre Dame		21	825	39.3	49	0	2	11	0	6	10-11	46	0	38	2351	61.9	0	0
		26	1050	40.4	59	0	0	13	6	10	7-10	43	0	29	1863	64.2	3	1

The Automated ScoreBook
Notre Dame Opponent Game-by-Game (as of Oct 19, 2009)
All games

OPPONENT STATISTICS

Date	Opponent	Rushing				Receiving				Passing				Kick Returns				Punt Returns				tot off
		no.	yds	td	lg	no.	yds	td	lg	cmp-att-int	yds	td	lg	no.	yds	td	lg	no.	yds	td	lg	
Sep 05	NEVADA	29	153	0	18	13	154	0	24	13-27-2	154	0	24	5	88	0	25	0	0	0	0	307
Sep 12	at Michigan	38	190	2	32	23	240	2	40	23-33-1	240	2	40	7	202	1	94	0	0	0	0	430
Sep 19	MICHIGAN STATE	25	105	2	18	26	354	2	57	26-40-1	354	2	57	7	154	0	34	0	0	0	0	459
Sep 26	at Purdue	26	74	0	26	22	289	3	38	22-38-1	289	3	38	5	86	0	20	2	49	0	31	363
Oct 03	WASHINGTON	39	176	1	41	22	281	1	37	22-40-0	281	1	37	8	147	0	34	0	0	0	0	457
Oct 17	USC	33	121	2	25	19	380	2	60	19-29-1	380	2	60	5	68	0	22	1	4	0	4	501
Opponents		190	819	7	41	125	1698	10	60	125-207-6	1698	10	60	37	745	1	94	3	53	0	31	2517
		211	822	8	37	134	1895	15	88	134-207-3	1895	15	88	25	597	0	52	7	68	0	24	2717

Games played: 6
 Avg per rush: 4.3
 Avg per catch: 13.6
 Pass efficiency: 139.44
 Kick ret avg: 20.1
 Punt ret avg: 17.7
 All purpose avg/game: 554.2
 Total offense avg/gm: 419.5

Date	Opponent	Tackles				Sacks no-yds	Fumble		Pass Defense			Blkd kick	PAT Attempts				pts				
		ua	a	total	tfl-yds		ff	fr-yds	int-yds	qbh	brup		kick	rush	rcv	saf					
Sep 05	NEVADA	38	36	74	7.0-21	0-0	0	0-0	0-0	1	0	0	0-0	0	0	0	0	0	0	0	0
Sep 12	at Michigan	38	26	64	4.0-8	0-0	1	1-0	0-0	0	4	0	5-5	0	0	0	0	0	0	38	
Sep 19	MICHIGAN STATE	35	44	79	4.0-18	2-16	0	0-0	1-0	1	3	0	3-4	0	0	0	0	0	30		
Sep 26	at Purdue	49	26	75	7.0-32	4-21	0	0-0	1-0	0	2	0	3-3	0	0	0	0	0	21		
Oct 03	WASHINGTON	32	28	60	7.0-23	3-10	0	1-17	1-10	3	2	0	3-3	0	0	0	0	0	30		
Oct 17	USC	29	54	83	7.0-28	5-24	4	0-0	0-0	5	2	1	4-4	0	0	0	0	0	34		
Opponents		221	214	435	36.0-130	13-71	5	2-17	3-10	10	13	1	18-19	0	0	0	0	0	153		
		235	152	387	40.0-139	14-88	3	4-5	6-95	11	12	1	18-20	2	0	0	0	0	190		

Date	Opponent	Punting										Field Goals			Kickoffs			
		no.	yds	avg	long	blkd	tb	fc	50+	i20	md-att	long	blkd	no.	yds	avg	tb	ob
Sep 05	NEVADA	5	233	46.6	54	0	0	1	1	2	0-1	0	0	1	60	60.0	0	0
Sep 12	at Michigan	5	180	36.0	50	0	0	2	1	2	1-2	39	0	6	414	69.0	3	0
Sep 19	MICHIGAN STATE	3	135	45.0	52	0	0	1	1	2	1-2	43	0	5	322	64.4	0	0
Sep 26	at Purdue	5	187	37.4	53	0	0	4	1	2	0-0	0	0	4	252	63.0	0	0
Oct 03	WASHINGTON	4	162	40.5	57	0	0	4	1	1	3-3	40	0	6	365	60.8	0	0
Oct 17	USC	4	153	38.2	59	0	0	1	1	1	2-2	37	0	7	450	64.3	0	1
Opponents		26	1050	40.4	59	0	0	13	6	10	7-10	43	0	29	1863	64.2	3	1
		21	825	39.3	49	0	2	11	0	6	10-11	46	0	38	2351	61.9	0	0

The Automated ScoreBook
Notre Dame Game Superlatives (as of Oct 19, 2009)
All games

INDIVIDUAL GAME HIGHS

Rushes	23	ALLEN, Armando vs Michigan State (Sep 19, 2009)
Yards Rushing	139	ALLEN, Armando at Michigan (Sep 12, 2009)
TD Rushes	1	ALLEN, Armando vs Nevada (Sep 05, 2009)
	1	ALLEN, Armando at Michigan (Sep 12, 2009)
	1	ALLEN, Armando vs Michigan State (Sep 19, 2009)
	1	TATE, Golden at Purdue (Sep 26, 2009)
	1	HUGHES, Robert at Purdue (Sep 26, 2009)
	1	HUGHES, Robert vs Washington (Oct 03, 2009)
	1	CLAUSEN, Jimmy vs USC (Oct 17, 2009)
	1	HUGHES, Robert vs USC (Oct 17, 2009)
Long Rush	37	HUGHES, Robert vs Washington (Oct 03, 2009)
Pass attempts	43	CLAUSEN, Jimmy vs USC (Oct 17, 2009)
Pass completions	25	CLAUSEN, Jimmy at Michigan (Sep 12, 2009)
Yards Passing	422	CLAUSEN, Jimmy vs Washington (Oct 03, 2009)
TD Passes	4	CLAUSEN, Jimmy vs Nevada (Sep 05, 2009)
Long Pass	88	CLAUSEN, Jimmy vs Nevada (Sep 05, 2009)
Receptions	9	TATE, Golden at Michigan (Sep 12, 2009)
	9	TATE, Golden vs Washington (Oct 03, 2009)
	9	PARRIS, Robby vs USC (Oct 17, 2009)
Yards Receiving	244	TATE, Golden vs Washington (Oct 03, 2009)
TD Receptions	3	FLOYD, Michael vs Nevada (Sep 05, 2009)
Long Reception	88	FLOYD, Michael vs Nevada (Sep 05, 2009)
Field Goals	5	TAUSCH, Nick vs Washington (Oct 03, 2009)
Long Field Goal	46	TAUSCH, Nick vs Michigan State (Sep 19, 2009)
Punts	5	TURK, Ben vs USC (Oct 17, 2009)
Punting Avg	41.3	MAUST, Eric vs Michigan State (Sep 19, 2009)
Long Punt	49	MAUST, Eric vs Michigan State (Sep 19, 2009)
Long Punt Return	24	GOODMAN, John vs Nevada (Sep 05, 2009)
Long Kickoff Return	52	GALLUP, Barry at Michigan (Sep 12, 2009)
Tackles	12	McCARTHY, Kyle vs Washington (Oct 03, 2009)
Sacks	1.0	SMITH, Toryan vs Nevada (Sep 05, 2009)
	1.0	SMITH, Brian vs Nevada (Sep 05, 2009)
	1.0	FLEMING, Darius at Michigan (Sep 12, 2009)
	1.0	RYAN, John at Michigan (Sep 12, 2009)
	1.0	TE'O, Manti at Purdue (Sep 26, 2009)
	1.0	FLEMING, Darius at Purdue (Sep 26, 2009)
	1.0	JOHNSON, Ethan vs Washington (Oct 03, 2009)
	1.0	NEAL, Kerry vs Washington (Oct 03, 2009)
	1.0	LEWIS-MOORE, Kapron vs Washington (Oct 03, 2009)
	1.0	JOHNSON, Ethan vs USC (Oct 17, 2009)
	1.0	FILER, Steve vs USC (Oct 17, 2009)
	1.0	SMITH, Brian vs USC (Oct 17, 2009)
	1.0	LEWIS-MOORE, Kapron vs USC (Oct 17, 2009)
	1.0	RYAN, John vs USC (Oct 17, 2009)
Tackles For Loss	3.0	FLEMING, Darius at Purdue (Sep 26, 2009)
Interceptions	1	BLANTON, Robert vs Nevada (Sep 05, 2009)
	1	McCARTHY, Kyle vs Nevada (Sep 05, 2009)
	1	McCARTHY, Kyle at Michigan (Sep 12, 2009)
	1	McCARTHY, Kyle vs Michigan State (Sep 19, 2009)
	1	WALLS, Darrin at Purdue (Sep 26, 2009)
	1	GRAY, Gary vs USC (Oct 17, 2009)

The Automated ScoreBook
Notre Dame Game Superlatives (as of Oct 19, 2009)
All games

TEAM GAME HIGHS

Rushes	43	at Purdue (Sep 26, 2009)
Yards Rushing	178	vs Nevada (Sep 05, 2009)
Yards Per Rush	5.1	at Michigan (Sep 12, 2009)
TD Rushes	2	at Purdue (Sep 26, 2009)
	2	vs USC (Oct 17, 2009)
Pass attempts	44	vs USC (Oct 17, 2009)
Pass completions	25	at Michigan (Sep 12, 2009)
	25	vs USC (Oct 17, 2009)
Yards Passing	422	vs Washington (Oct 03, 2009)
Yards Per Pass	16.6	vs Nevada (Sep 05, 2009)
TD Passes	4	vs Nevada (Sep 05, 2009)
Total Plays	79	at Purdue (Sep 26, 2009)
Total Offense	530	vs Washington (Oct 03, 2009)
Yards Per Play	8.8	vs Washington (Oct 03, 2009)
Points	37	vs Washington (Oct 03, 2009)
Sacks By	3	vs Washington (Oct 03, 2009)
	3	vs USC (Oct 17, 2009)
First Downs	27	at Michigan (Sep 12, 2009)
	27	vs USC (Oct 17, 2009)
Penalties	11	vs Michigan State (Sep 19, 2009)
Penalty Yards	99	vs Michigan State (Sep 19, 2009)
Turnovers	2	vs Washington (Oct 03, 2009)
Interceptions By	2	vs Nevada (Sep 05, 2009)

The Automated ScoreBook
Notre Dame Game Superlatives (as of Oct 19, 2009)
All games

OPPONENT INDIVIDUAL GAME HIGHS

Rushes	22	Polk, Chris, vs Washington (Oct 03, 2009)
Yards Rushing	136	Polk, Chris, vs Washington (Oct 03, 2009)
TD Rushes	2	Caper, Larry, vs Michigan State (Sep 19, 2009)
Long Rush	41	Polk, Chris, vs Washington (Oct 03, 2009)
Pass attempts	40	Locker, Jake, vs Washington (Oct 03, 2009)
Pass completions	23	Forcier, Tate, at Michigan (Sep 12, 2009)
	23	Cousins, Kirk, vs Michigan State (Sep 19, 2009)
Yards Passing	380	Barkley, Matt, vs USC (Oct 17, 2009)
TD Passes	3	Elliott, Joey, at Purdue (Sep 26, 2009)
Long Pass	60	Barkley, Matt, vs USC (Oct 17, 2009)
Receptions	11	Smith, Keith, at Purdue (Sep 26, 2009)
Yards Receiving	153	McCoy, Anthony, vs USC (Oct 17, 2009)
TD Receptions	2	White, Blair, vs Michigan State (Sep 19, 2009)
	2	Williams, D., vs USC (Oct 17, 2009)
Long Reception	60	McCoy, Anthony, vs USC (Oct 17, 2009)
Field Goals	3	Folk, Erik, vs Washington (Oct 03, 2009)
Long Field Goal	43	Swenson, Brett, vs Michigan State (Sep 19, 2009)
Punts	5	Langley, Brad, vs Nevada (Sep 05, 2009)
	5	Summers, Chris, at Purdue (Sep 26, 2009)
Punting Avg	50.0	Forcier, Tate, at Michigan (Sep 12, 2009)
Long Punt	59	Harfman, Jacob, vs USC (Oct 17, 2009)
Long Punt Return	31	Valentin, Aaron, at Purdue (Sep 26, 2009)
Long Kickoff Return	94	Stonum, Darryl, at Michigan (Sep 12, 2009)
Tackles	10	Johnson, J.M., vs Nevada (Sep 05, 2009)
	10	McClean, Dwight, at Purdue (Sep 26, 2009)
	10	Holland, Joe, at Purdue (Sep 26, 2009)
	10	Mays, Taylor, vs USC (Oct 17, 2009)
	10	Casey, Jurrell, vs USC (Oct 17, 2009)
Sacks	2.0	Werner, Jason, at Purdue (Sep 26, 2009)
	2.0	Perry, Nick, vs USC (Oct 17, 2009)
	2.0	Griffen, E., vs USC (Oct 17, 2009)
Tackles For Loss	2.0	Johnson, J.M., vs Nevada (Sep 05, 2009)
	2.0	Brown, Stevie, at Michigan (Sep 12, 2009)
	2.0	Graham, Brandon, at Michigan (Sep 12, 2009)
	2.0	Werner, Jason, at Purdue (Sep 26, 2009)
	2.0	Kerrigan, R., at Purdue (Sep 26, 2009)
	2.0	Williams, Nate, vs Washington (Oct 03, 2009)
	2.0	Dennison, Cort, vs Washington (Oct 03, 2009)
	2.0	Perry, Nick, vs USC (Oct 17, 2009)
	2.0	Griffen, E., vs USC (Oct 17, 2009)
Interceptions	1	Robinson, T., vs Michigan State (Sep 19, 2009)
	1	Pender, David, at Purdue (Sep 26, 2009)
	1	Butler, Donald, vs Washington (Oct 03, 2009)

The Automated ScoreBook
Notre Dame Game Superlatives (as of Oct 19, 2009)
All games

OPPONENT TEAM GAME HIGHS

Rushes	39	vs Washington (Oct 03, 2009)
Yards Rushing	190	at Michigan (Sep 12, 2009)
Yards Per Rush	5.3	vs Nevada (Sep 05, 2009)
TD Rushes	2	at Michigan (Sep 12, 2009)
	2	vs Michigan State (Sep 19, 2009)
	2	vs USC (Oct 17, 2009)
Pass attempts	40	vs Michigan State (Sep 19, 2009)
	40	vs Washington (Oct 03, 2009)
Pass completions	26	vs Michigan State (Sep 19, 2009)
Yards Passing	380	vs USC (Oct 17, 2009)
Yards Per Pass	13.1	vs USC (Oct 17, 2009)
TD Passes	3	at Purdue (Sep 26, 2009)
Total Plays	79	vs Washington (Oct 03, 2009)
Total Offense	501	vs USC (Oct 17, 2009)
Yards Per Play	8.1	vs USC (Oct 17, 2009)
Points	38	at Michigan (Sep 12, 2009)
Sacks By	5	vs USC (Oct 17, 2009)
First Downs	27	vs Michigan State (Sep 19, 2009)
Penalties	13	at Purdue (Sep 26, 2009)
	13	vs Washington (Oct 03, 2009)
Penalty Yards	103	at Purdue (Sep 26, 2009)
Turnovers	3	vs Nevada (Sep 05, 2009)
Interceptions By	1	vs Michigan State (Sep 19, 2009)
	1	at Purdue (Sep 26, 2009)
	1	vs Washington (Oct 03, 2009)

The Automated ScoreBook
Notre Dame Red-Zone Results (as of Oct 19, 2009)
All games

Notre Dame Inside Opponent Red-Zone

Date	Opponent	Score	Times In RZ	Times Scored	Total Pts	TDs	Rush TDs	Pass TDs	FGs Made	Failed to score inside RZ					
										FGA	Down	Int	Fumb	Half	Game
Sep 05, 2009	NEVADA	W 35-0	2	2	14	2	1	1	0	0	0	0	0	0	0
Sep 12, 2009	at Michigan	L 34-38	5	4	25	3	1	2	1	1	0	0	0	0	0
Sep 19, 2009	MICHIGAN STATE	W 33-30	3	3	17	2	1	1	1	0	0	0	0	0	0
Sep 26, 2009	at Purdue	W 24-21	5	4	24	3	2	1	1	0	0	0	0	1	0
Oct 03, 2009	WASHINGTON	W 37-30	6	6	27	2	1	1	4	0	0	0	0	0	0
Oct 17, 2009	USC	L 27-34	4	3	20	3	2	1	0	0	0	0	0	1	0
Totals			25	22	127	15	8	7	7	1	0	0	0	2	0
22 of 25 (88.0%)															

Opponents Inside Notre Dame Red-Zone

Date	Opponent	Score	Times In RZ	Times Scored	Total Pts	TDs	Rush TDs	Pass TDs	FGs Made	Failed to score inside RZ					
										FGA	Down	Int	Fumb	Half	Game
Sep 05, 2009	NEVADA	W 35-0	3	0	0	0	0	0	0	1	1	0	1	0	0
Sep 12, 2009	at Michigan	L 34-38	4	3	21	3	1	2	0	1	0	0	0	0	0
Sep 19, 2009	MICHIGAN STATE	W 33-30	4	3	20	3	2	1	0	0	0	1	0	0	0
Sep 26, 2009	at Purdue	W 24-21	1	1	7	1	0	1	0	0	0	0	0	0	0
Oct 03, 2009	WASHINGTON	W 37-30	5	4	20	2	1	1	2	0	1	0	0	0	0
Oct 17, 2009	USC	L 27-34	5	5	27	3	2	1	2	0	0	0	0	0	0
Totals			22	16	95	12	6	6	4	2	2	1	1	0	0
16 of 22 (72.7%)															

The Automated ScoreBook
Notre Dame By-Quarter Statistics (as of Oct 19, 2009)
All games

3rd-Down Conversions

Date	Opponent	Score	Overall	1st Qtr	2nd Qtr	3rd Qtr	4th Qtr	Overtime
Sep 05, 2009	NEVADA	W 35-0	6-12 50.0	2-3 66.7	1-2 50.0	1-2 50.0	2-5 40.0	
Sep 12, 2009	at Michigan	L 34-38	6-14 42.9	1-4 25.0	1-2 50.0	0-2 0.0	4-6 66.7	
Sep 19, 2009	MICHIGAN STATE	W 33-30	5-11 45.5	0-0 0.0	1-4 25.0	3-4 75.0	1-3 33.3	
Sep 26, 2009	at Purdue	W 24-21	6-15 40.0	0-3 0.0	2-3 66.7	3-5 60.0	1-4 25.0	
Oct 03, 2009	WASHINGTON	W 37-30	2-10 20.0	1-2 50.0	1-5 20.0	0-2 0.0	0-1 0.0	0-0 0.0
Oct 17, 2009	USC	L 27-34	5-14 35.7	2-5 40.0	0-2 0.0	0-2 0.0	3-5 60.0	
	Notre Dame		30-76 39.5	6-17 35.3	6-18 33.3	7-17 41.2	11-24 45.8	0-0 0.0
	Opponents		32-80 40.0	10-19 52.6	3-21 14.3	8-15 53.3	11-24 45.8	0-1 0.0

4th-Down Conversions

Date	Opponent	Score	Overall	1st Qtr	2nd Qtr	3rd Qtr	4th Qtr	Overtime
Sep 05, 2009	NEVADA	W 35-0	1-2 50.0	1-1 100.0	0-0 0.0	0-1 0.0	0-0 0.0	
Sep 12, 2009	at Michigan	L 34-38	1-1 100.0	0-0 0.0	0-0 0.0	0-0 0.0	1-1 100.0	
Sep 19, 2009	MICHIGAN STATE	W 33-30	1-1 100.0	0-0 0.0	1-1 100.0	0-0 0.0	0-0 0.0	
Sep 26, 2009	at Purdue	W 24-21	1-3 33.3	0-1 0.0	0-0 0.0	0-1 0.0	1-1 100.0	
Oct 03, 2009	WASHINGTON	W 37-30	0-0 0.0	0-0 0.0	0-0 0.0	0-0 0.0	0-0 0.0	0-0 0.0
Oct 17, 2009	USC	L 27-34	2-3 66.7	1-1 100.0	0-0 0.0	0-1 0.0	1-1 100.0	
	Notre Dame		6-10 60.0	2-3 66.7	1-1 100.0	0-3 0.0	3-3 100.0	0-0 0.0
	Opponents		3-8 37.5	0-0 0.0	1-3 33.3	0-1 0.0	2-3 66.7	0-1 0.0

Time of Possession

Date	Opponent	Score	Overall	1st Qtr	2nd Qtr	3rd Qtr	4th Qtr	Overtime
Sep 05, 2009	NEVADA	W 35-0	33:40	10:36	6:50	6:16	9:58	
Sep 12, 2009	at Michigan	L 34-38	31:25	9:21	9:20	4:40	8:04	
Sep 19, 2009	MICHIGAN STATE	W 33-30	34:30	5:39	10:03	8:46	10:02	
Sep 26, 2009	at Purdue	W 24-21	34:25	7:17	9:20	11:40	6:08	
Oct 03, 2009	WASHINGTON	W 37-30	27:37	7:34	9:18	6:18	4:27	0:00
Oct 17, 2009	USC	L 27-34	31:11	8:37	5:24	9:05	8:05	
	Notre Dame	Total	192:48	49:04	50:15	46:45	46:44	0:00
		Avg.	32:08	8:10	8:22	7:47	7:47	0:00
	Opponents	Total	167:12	40:56	39:45	43:15	43:16	0:00
		Avg.	27:52	6:49	6:37	7:12	7:12	0:00