



# 2010-11 NOTRE DAME MEN'S BASKETBALL



ATHLETIC MEDIA RELATIONS:  
MEDIA RELATIONS CONTACTS:

Joyce Center  
Bernadette Cafarelli  
Sean Carroll

Room 112  
o: (574) 631-8458  
o: (574) 631-2664

Notre Dame, IN 46556  
c: (574) 532-0249  
c: (574) 340-2177

Fax: (574) 631-7941  
cafarelli.1@nd.edu  
carroll.64@nd.edu

## 2010-11 Schedule

Date	Opponent	Time
11/1	MARIAN UNIVERSITY <sup>^</sup>	W, 85-52
11/6	CATHOLIC UNIVERSITY <sup>^</sup>	W, 72-47
11/12	GEORGIA SOUTHERN	W, 98-61
11/14	LIBERTY	W, 72-51
11/17	CHICAGO STATE	7:30 p.m.
11/22	MAINE	7:30 p.m.
<i>Old Spice Classic (Orlando, Fla.)</i>		
11/25	vs. Georgia (ESPN2)	7:00 p.m.
11/26	vs. California/Temple (ESPN2/ESPNU)	5/7 p.m.
11/28	vs. Boston College/Texas A&M/ Wisconsin/Manhattan (ESPN2/ESPNU)	TBA
11/30	INDIANA STATE	7:30 p.m.
12/8	vs. Kentucky! (ESPN)	9:30 p.m.
12/11	GONZAGA (ESPN2)	8:30 p.m.
12/19	STONY BROOK	4:30 p.m.
12/22	UMBC	7:30 p.m.
12/29	GEORGETOWN* (ESPN2)	7:00 p.m.
1/1	at Syracuse* (ESPNU)	3:30 p.m.
1/4	CONNECTICUT*	7:00 p.m.
1/8	ST. JOHN'S* (ESPNU)	8:00 p.m.
1/10	at Marquette* (ESPN2)	7:00 p.m.
1/16	at St. John's*	Noon
1/19	CINCINNATI* (ESPN2)	7:00 p.m.
1/22	MARQUETTE*	7:00 p.m.
1/24	at Pittsburgh* (ESPN)	7:00 p.m.
2/3	at DePaul* (ESPN/ESPN2)	9:00 p.m.
2/6	RUTGERS*	Noon
2/9	LOUISVILLE* (ESPNU)	7:00 p.m.
2/12	at USF*	Noon
2/19	at West Virginia* (CBS)	1:00 p.m.
2/23	at Providence*	7:00 p.m.
2/26	SETON HALL* (ESPNU)	7:00 p.m.
2/28	VILLANOVA* (ESPN)	7:00 p.m.
3/5	at Connecticut* (ESPN/ESPN2)	2:00 p.m.

3/8-12 BIG EAST Championship (ESPN)  
(Madison Square Garden; New York City)  
3/15-20 NCAA First-Third Rounds  
3/24-27 NCAA Championship Regionals  
4/2 NCAA Final Four-Semifinals (Houston, Texas)  
4/4 NCAA Final Four-Final (Houston, Texas)

<sup>^</sup> - Exhibition Game

! - BIG EAST/SEC Invitational (Louisville, Ky.)

\* - BIG EAST Conference Game

Home events in **BOLD CAPS**

All times Eastern

## Game 3 • Wednesday, November 17 • 7:30 p.m. (EST) Purcell Pavilion at the Joyce Center (9,154) Notre Dame Ind.



Vs.



Notre Dame Fighting Irish  
Record: 2-0, 0-0  
H: 2-0; A: 0-0; N: 0-0

Chicago State Cougars  
Record: 1-1, 0-0  
H: 1-0; A: 0-1; N: 0-0

TV: None

Live Streaming Broadcast: UND.com

Radio: Jack Nolan (play-by-play analyst)  
Sean Kearney (color analyst)

### NOTRE DAME PROBABLE STARTING LINEUP

2010-11 Statistics

No.	Player	Pos	Ht.	Wt.	Yr.	PPG	RPG	APG
1	Tyrone Nash	F	6-8	232	Sr.	11.5	5.5	1.0
21	Tim Abromaitis	F	6-8	235	Sr.	11.5	6.0	1.5
34	Carleton Scott	F	6-8	218	Sr.	5.0	6.5	3.0
14	Scott Martin	G	6-8	219	Sr.	6.5	4.0	2.5
23	Ben Hansbrough	G	6-3	206	Sr.	19.5	2.5	4.0

### Notre Dame Vs. Chicago State

- The Fighting Irish return to the court on Wednesday to play their third game in a six-day span when they face Chicago State for the first time in program history. Tip-off is slated for 7:30 p.m. (EST) at Purcell Pavilion at the Joyce Center.
- Chicago State is a member of the Great West Conference. Notre Dame is 2-0 all-time against teams currently in the Great West Conference. Notre Dame's last game versus a current Great West Conference foe was a 102-76 victory over South Dakota during the 2008-09 campaign.
- The Fighting Irish opened the season on Friday with a 98-61 victory over Georgia Southern and followed that up with a 72-51 triumph of Liberty on Sunday. Notre Dame is 2-0 for the fourth straight season and for the 10th time under head coach Mike Brey. Chicago State is 1-1 following a season-opening win over Concordia (79-75) and a setback at DePaul (114-81).

### Novembers To Remember

- Notre Dame head coach Mike Brey never has lost a home game in November during his 10-plus seasons with the Fighting Irish. Notre Dame is 32-0 all-time at Purcell Pavilion at the Joyce Center in November under Brey.
- Notre Dame teams traditionally have played well under Brey during the month of November. In his 11 seasons on the Irish bench, Brey's teams have compiled a 43-7 (.860) record.



## NOTRE DAME 2010-11 ROSTER

*2010-11 Statistics*

No.	Player	Pos	Ht.	Wt.	Yr.	PPG.	RPG	Hometown/High School
0	Eric Atkins	G	6-2	173	Fr.	9.5	2.0	Columbia, Md./Mount Saint Joseph
1	Tyrone Nash	F	6-8	232	Sr.	11.5	5.5	Queens, N.Y./Lawrence Woodmere Academy & Northfield Mt. Hermon
5	Tom Kopko	G	6-2	187	Sr.	0.0	1.0	Chicago, Ill./St. Laurence
12	Alex Dragicevich	G	6-8	215	Fr.	4.5	1.5	Northbrook, Ill./Glenbrook North
14	Scott Martin	G	6-8	219	Sr.	6.5	4.0	Valparaiso, Ind./Valparaiso
21	Tim Abromaitis	F	6-8	235	GS	11.5	6.0	Unionville, Conn./Farmington
22	Jerian Grant	G	6-5	185	Fr.	--	--	Bowie, Md./DeMatha
23	Ben Hansbrough	G	6-3	203	Sr.	19.5	2.5	Poplar Bluff, Mo./Poplar Bluff
25	Tom Knight	F	6-10	253	So.	3.5	2.5	Dixfield, Maine/Dirigo
32	Joey Brooks	G	6-6	215	So.	5.5	3.0	Houston, Texas/Strake Jesuit College Prep
33	Mike Broghammer	F	6-9	248	So.	2.5	1.5	Orono, Minn./Hopkins
34	Carleton Scott	F	6-8	218	Sr.	5.0	6.5	San Antonio, Texas/James Madison
45	Jack Cooley	F	6-9	244	So.	5.5	5.0	Glenview, Ill./Glenbrook South

**Head Coach:** Mike Brey (George Washington '82)

**Assistant Coach:** Anthony Solomon (Virginia '87)

**Assistant Coach:** Rod Balanis (Georgia Tech '93)

**Assistant Coach:** Martin Ingelsby (Notre Dame '01)

**Coordinator of Basketball Operations:** Harold Swanagan (Notre Dame '02)

**Athletic Trainer:** Skip Meyer (Central Connecticut State '74)

### Pronunciation Guide

Tim Abromaitis .....	ab-row-MY-tis
Jack Cooley .....	COOL-ee
Mike Broghammer.....	BROGE-ham-mer
Alex Dragicevich .....	Drag-ee-vich
Jerian Grant.....	JARE-in
Ben Hansbrough.....	HANDS-bro
Tom Kopko .....	cop-COE

### National Polls (Preseason)

#### AP Top 25

1. Duke
2. Michigan State
3. Kansas State
4. Ohio State
5. Pittsburgh
6. Villanova
7. Kansas
8. North Carolina
9. Florida
10. Syracuse
11. Gonzaga
12. Kentucky
13. Illinois
14. Purdue
15. Missouri
16. Butler
- 17t. Baylor
- 17t. Washington
19. Memphis
20. Georgetown
21. Temple
22. Virginia Tech
23. BYU
24. Tennessee
25. San Diego State

#### ESPN/USA Today Coaches Poll

1. Duke
2. Michigan State
3. Kansas State
4. Pittsburgh
5. Ohio State
6. Kansas
7. Villanova
8. North Carolina
9. Purdue
10. Florida
11. Syracuse
12. Gonzaga
13. Kentucky
14. Missouri
15. Washington
16. Illinois
17. Baylor
18. Butler
19. Memphis
20. Temple
21. Georgetown
22. Texas
23. Tennessee
24. Virginia Tech
25. Wisconsin

### Series vs. Chicago State

*First Meeting*

### Time For A Break

• After Wednesday's game against Chicago State, which will be Notre Dame's third game in six days, the Fighting Irish will not be in action again until Monday when they play host to America East foe Maine. Tip-off against the Black Bears is scheduled for 7:30 p.m. (EST).

### A Veteran Presence

• The quintet of seniors **Tyrone Nash** (F), **Scott Martin** (G), **Tim Abromaitis** (F), **Ben Hansbrough** (G) and **Carleton Scott** (F) has started both games this season.

### Hansbrough Staying Hot

• Senior guard **Ben Hansbrough** has led the Fighting Irish in scoring during both games this season. He is averaging 19.5 points per game and has a team-best eight assists. Hansbrough is 9-15 (.600) from three-point range this season.

• Hansbrough posted 20 points in the win against Georgia Southern in just 24 minutes. With his 12th point of the contest, Hansbrough reached the 1,000th point mark for his career that spans two playing seasons at Mississippi State (2006-08) and one at Notre Dame (2009-10). He tied his career high with seven field goals as he connected on 7-10 from the field and was 4-7 from three-point range.

• The senior deposited 19 points against Liberty on Sunday. He tied a single-game career-high total with five made three-pointers (5-8). It marked the fourth time during his career, and second time in an Irish uniform, that he has knocked down five treys in a game. It also was the 51st time in his collegiate career (25th time with the Irish) that he has reached double-figures in points.

### Nash Notches A Career Day

• Senior forward **Tyrone Nash** tied a single-game career-high total with 16 points on Sunday against Liberty. He also netted 16 last season against St. John's.

• Nash made a single-game career-best 12 free throws, on a career-high 15 attempts, against the Flames. His previous high for makes from the charity stripe was seven on two occasions. Nash is 15-19 (.789) from the free throw line this season.

### Rookie On A Roll

• With his 10 points on Sunday against Liberty, **Eric Atkins** became the first Irish freshman to reach double-figures in points since Joey Brooks netted 12 last season against Bucknell (Dec. 22, 2009).

• Atkins is averaging 9.5 points per game and is second on the team with seven assists. He is averaging 22 minutes off the bench for the Fighting Irish.



## Number of Career Games ... Led Irish In

<b>Tim Abromaitis</b>		<b>Ben Hansbrough</b>	
Scoring	7	Scoring	7
Blocks	5	Assists	16
Steals	5	Rebounds	3
Assists	2	Steals	13
Rebounds	3	Blocks	4
<b>Eric Atkins</b>		<b>Tyrone Nash</b>	
Assists	1	Steals	11
		Blocks	15
<b>Mike Broghammer</b>		Rebounds	6
Steals	1	Assists	7
Blocks	1		
<b>Joey Brooks</b>		<b>Carleton Scott</b>	
Steals	3	Blocks	23
		Steals	4
<b>Jack Cooley</b>		Rebounds	7
Steals	1	Assists	2
Blocks	2		

## Free-Throw Shooting in Final Five Minutes and Overtime:

Tim Abromaitis	1-2 (.500)
Eric Atkins	0-0 (.000)
Mike Broghammer	0-0 (.000)
Joey Brooks	0-0 (.000)
Jack Cooley	0-0 (.000)
Alex Dragicevich	2-2 (1.000)
Jerian Grant	0-0 (.000)
Ben Hansbrough	0-0 (.000)
Tom Knight	1-1 (1.000)
Tom Kopko	0-0 (.000)
Scott Martin	0-2 (.000)
Tyrone Nash	0-0 (.000)
Carleton Scott	0-0 (.000)
<b>Total</b>	<b>4-7 (.571)</b>
<b>Opponents</b>	<b>8-9 (.889)</b>

## Irish On The Road Under Brey

	Away	Neutral	Overall
2010-11	0-0	0-0	0-0
2009-10	3-6	3-3	6-9
2008-09	3-8	3-4	6-12
2007-08	5-4	3-4	8-8
2006-07	3-5	3-3	6-8
2005-06	4-7	0-2	4-9
2004-05	4-6	0-1	4-7
2003-04	6-5	2-1	8-6
2002-03	4-5	6-3	10-8
2001-02	8-4	5-3	13-7
2000-01	6-4	2-2	8-6
<b>Totals</b>	<b>46-54</b>	<b>27-26</b>	<b>73-80</b>
	<b>(.460)</b>	<b>(.509)</b>	<b>(.477)</b>

## Ironmen

• **Tim Abromaitis**, **Ben Hansbrough** and **Tyrone Nash** all have played in the past 37 contests. Overall, Nash has played in a team-best 52 straight contests. The last game he did not play in was at Cincinnati on Feb. 4, 2009.

## Notre Dame Continues Streak In Season Openers

• With its 98-61 win over Georgia Southern, Notre Dame is now 88-18 (.830) in season openers and 37-6 (.860) all-time in openers at Purcell Pavilion at the Joyce Center.  
 • Irish teams now are 11-0 all-time in season openers under head coach Mike Brey.

## Impressive Opening Debut

• Notre Dame's season-opening win against Georgia Southern produced several impressive statistics in the 98-61 victory.  
 • The 98 points put up by the Irish were the highest point total in a season opener since a 99-53 victory over New Hampshire to start the 2001-02 season.  
 • The 37-point margin of victory was the largest in a season opener since a 43-point win (92-49) against IPFW to start the 2006-07 campaign.  
 • The 62 points scored by the Irish in the first half en route to a 62-23 halftime lead matched the most ever by Notre Dame team under head coach Mike Brey. Previously, Notre Dame had 62 points in the first half against Loyola-Chicago on Nov. 22, 2000.  
 • Georgia Southern's five first-half field goals tied for the fewest by an opponent in the Mike Brey era.

## Home Cooking

• Notre Dame will open up the season by playing its first four games at home and will play eight of its 12 non-league opponents at home before opening up BIG EAST play against Georgetown on Wednesday, Dec. 29.  
 • Notre Dame's first games away from Purcell Pavilion at the Joyce Center will be at the Old Spice Classic at the ESPN Wide World of Sports Complex in Orlando, Fla., Nov. 25-28. The Irish open up play on Thanksgiving evening (Thursday, Nov. 25) versus Georgia and then will play either California or Temple in second-round action on Friday, Nov. 26. In the third game of the tournament on Sunday, Nov. 28, the Irish will play either Boston College, Texas A&M, Wisconsin or Manhattan.  
 • Notre Dame also travels to Louisville, Ky., on Wednesday, Dec. 8 for a matchup against Kentucky in the SEC/BIG EAST Invitational. The game, which will be played at Freedom Hall, is part of a doubleheader that evening (the other game features Seton Hall and Arkansas). The Wildcats head into the 2010-11 campaign ranked 11th in the Associated Press and 10th in the ESPN/USA Today preseason rankings.  
 • Notre Dame's marquee matchup at home will be against Gonzaga on Saturday, Dec. 11. The first-ever matchup between the two schools is part of a two-game series. The Irish will head to Spokane during the 2011-12 campaign. The Zags are ranked 12th in both preseason polls.

## Home Court Advantage

• Notre Dame has won 71 of its last 77 (.922) home games and is 31-5 (.861) in its last 36 BIG EAST regular-season home contests.

## Jack Attack

• The Georgia Southern game also brought the best out of **Jack Cooley** as reached double figures for the first time in his career with a career-high 11 points (4-5 from the field and 3-3 from the free-throw line) and six rebounds in 16 minutes.

## Tom Knight Gets Into The Act

• After sitting out all of last season, **Tom Knight** scored the first points of his career in the season opener as he finished with seven points and four rebounds in nine minutes of action.

## No Opening Game Jitters For These Rookies

• Freshmen **Eric Atkins** and **Alex Dragicevich** showed little signs of opening night jitters in their collegiate debuts Friday night against Georgia Southern. Atkins played 22 minutes and scored nine points, grabbed three rebounds and dished off three assists. He made all four of field goal attempts and turned the ball over just twice. Dragicevich played 10 minutes and finished with nine points and grabbed three rebounds.



## 2010-11 BIG EAST STANDINGS

(as of games played on Nov. 15)

	Overall Record	BIG EAST Record
Pittsburgh	3-0	0-0
Georgetown	2-0	0-0
Marquette	2-0	0-0
<b>NOTRE DAME</b>	<b>2-0</b>	<b>0-0</b>
Providence	2-0	0-0
Syracuse	2-0	0-0
Cincinnati	1-0	0-0
Connecticut	1-0	0-0
DePaul	1-0	0-0
Villanova	1-0	0-0
West Virginia	1-0	0-0
Rutgers	1-1	0-0
Seton Hall	1-1	0-0
USF	1-1	0-0
Louisville	0-0	0-0
St. John's	0-1	0-0

### Players of the Week

NA

### Rookies of the Week

NA

### Notre Dame Weekly Honor Roll Honorees

NA

### 376 And Counting

• Heading into tonight's game against Chicago State, Notre Dame has made at least one three-pointer in 376 straight contests dating back to the 1998-99 campaign. The Fighting Irish have made at least one three pointer during every game of the Mike Brey era. The last time an Irish team failed to hit a three-pointer in a game was in a 101-70 loss to Connecticut at the Hartford Civic Center on Jan. 12, 1999. Notre Dame finished 0-7 from beyond the arc in that contest. In 2008-09, the Irish set a single-season three-point record with 319.

### Conference Call

• Notre Dame will face three America East Conference schools during the 2010-11 campaign — Maine (Nov. 22), Stony Brook (Dec. 19) and UMBC (Dec. 22). Irish teams are 8-0 all-time versus schools from the America East. The Irish also will meet two SEC foes during the season when they play Georgia in the Old Spice Classic on Nov. 25 and Kentucky in the SEC/BIG EAST Invitational on Dec. 8.

### Irish Take Shot At Fifth Straight 20-Win Campaign

• Notre Dame will be aiming for its fifth consecutive 20-win campaign and eighth in the last 11 seasons under head coach Mike Brey. The last time Irish teams reached the 20-win mark in five straight campaigns was from 1983-89 when those Notre Dame squads under Digger Phelps strung together six consecutive 20-win seasons.

### Postseason Stretch

• Notre Dame has earned appearances in the postseason in each of the last 11 years, which marks the longest stretch in school history. The Irish have been to the NCAA Tournament on six occasions and the National Invitation Tournament (NIT) five times during this current stretch. Under head coach Mike Brey, Notre Dame has played in the NCAAs six times and NIT four times.

### BIG EAST Formula For Success

• Since his arrival at Notre Dame, head coach Mike Brey has led the Irish to a 98-68 (.590) record in BIG EAST regular-season games and a 6-10 mark in tournament play for an overall record of 104-78 (.571) against league foes. Brey's Irish teams have won 10 or more conference regular-season games in six of his 10 seasons. Prior to his arrival at Notre Dame, Irish teams had just a 35-53 (.398) regular-season record from 1995-2000.

### BIG EAST Turnaround

• During head coach Mike Brey's tenure, Irish teams have only had two losing seasons in BIG EAST play — 6-10 in 2005-06 and 8-10 in 2008-09. Since the 2005-06 campaign when the Irish finished 6-10 after beginning the BIG EAST regular-season with a 1-8 record, Notre Dame has gone 48-29 (.623) over the last 77 regular-season contests. In addition to Notre Dame, only four other BIG EAST teams have had records of .500 or better eight or more times — Pittsburgh and Syracuse (nine times) and Notre Dame, Connecticut and Villanova (eight times).

### BIG EAST Repeats

• For the fourth consecutive season, Notre Dame will meet Connecticut in a home-and-home series during the 2010-11 BIG EAST regular season. In addition to the Huskies, the Irish also are slated to play Marquette and St. John's twice this season. This will be the fourth year since the expansion to 16 teams that the Conference will employ an 18-game regular-season slate with all team playing each other once and three opponents twice in a home-and-away format. Notre Dame's single-game home opponents will be Cincinnati, Georgetown, Louisville, Rutgers, Seton Hall and Villanova. The road slate also will feature visits to DePaul, Pittsburgh, Providence, USF, Syracuse and West Virginia.

### Irish Set To Meet Kentucky In DIRECTV SEC/BIG EAST Invitational

• Notre Dame is scheduled to make its first-ever appearance in the DIRECTV SEC/BIG EAST Invitational in 2010 as the Irish are scheduled to meet Kentucky at Freedom Hall in Louisville, Ky., on Wednesday, Dec. 8 in a game that will be televised on ESPN. The contest is part of a doubleheader that evening (Seton Hall will face Arkansas in the other game).

• Notre Dame and Kentucky have met at Freedom Hall on 32 occasions with the first contest played in January 1937. The Wildcats own a 32-9 advantage in the games the two schools have played at Freedom Hall. The last time the Notre Dame and Kentucky faced each other at Freedom Hall was on Jan. 31, 1988 as the Wildcats earned a 78-69 victory.





### 2010-11 Mike Brey Radio Show

The Mike Brey Radio Show is broadcast live from Legends on the campus of the University of Notre Dame. on Thursday nights at 7:00 pm during the basketball season. Irish fans can join head coach Mike Brey as well as Irish players for an in-depth look inside Notre Dame basketball. Notre Dame Men's Basketball Network play-by-play announcer Jack Nolan hosts the show which can be heard locally on NewsTalk 960 WSBT-AM and worldwide on www.und.com. The show will re-air on Friday nights on College Sports Nation on Sirius Radio (122) and XM (143).

#### Schedule

Show #1	Thursday December 2
Show #2	Thursday December 9
Show #3	Thursday December 16
Show #4	Thursday December 30
Show #5	Thursday January 6
Show #6	Thursday January 13
Show #7	Thursday January 20
Show #8	Thursday January 27
Show #9	Monday February 7
Show #10	Thursday February 17
Show #11	Thursday February 24
Show #12	Thursday March 3

### 2010-11 BIG EAST Teleconferences

(Contact the BIG EAST Conference for teleconference number information)

#### Jan. 6, Jan. 20, Feb. 3 and Feb. 17

11:00 a.m.	Buzz Williams, Marquette
11:08 a.m.	Bob Huggins, West Virginia
11:16 a.m.	Keno Davis, Providence
11:24 a.m.	Jim Calhoun, Connecticut
11:32 a.m.	Steve Lavin, St. John's
11:40 a.m.	Jamie Dixon, Pittsburgh
11:48 a.m.	Kevin Willard, Seton Hall
11:56 a.m.	John Thompson III, Georgetown

#### Jan. 13, Jan. 27, Feb. 10 and Feb. 24

11:00 a.m.	Jay Wright, Villanova
11:08 a.m.	Stan Heath, USF
<b>11:16 a.m.</b>	<b>Mike Brey, Notre Dame</b>
11:24 a.m.	Mike Rice, Rutgers
11:32 a.m.	Oliver Purnell, DePaul
11:40 a.m.	Mick Cronin, Cincinnati
11:48 a.m.	Jim Boeheim, Syracuse
11:56 a.m.	Rick Pitino, Louisville

### Watch the Irish on UND.com ...

UND.com, the official web site of the University of Notre Dame athletics department, will feature a free broadcast for all Notre Dame non-conference home games during the 2010-11 season. The live streaming feed will feature the official radio play-by-play call from Jack Nolan and LaPhonso Ellis. Here is the list of games that will be carried by und.com ...

Nov. 12	Georgia Southern	8:30 p.m. (ET)
Nov. 14	Liberty	2:00 p.m. (ET)
Nov. 17	Chicago State	7:30 p.m. (ET)
Nov. 22	Maine	7:30 p.m. (ET)
Nov. 30	Indiana State	7:30 p.m. (ET)
Dec. 19	Stony Brook	4:30 p.m. (ET)
Dec. 22	UMBC	7:30 p.m. (ET)

### 2010-11 Notre Dame Basketball Radio Affiliates

Notre Dame Sports Properties originates the Notre Dame Radio Network which includes: WSBT AM 960 (South Bend, Ind.); WLS AM 890 (Chicago, Ill.); WXNT-AM 1430 in Indianapolis, Ind.; WNUY-FM 100.1 (Fort Wayne, Ind.); WRSW ESPN 1480 AM (Warsaw, Ind.); WEFM FM 95.9 (Michigan City, Ind.); WLUV-AM 1520 (Rockford, Ill.); WVIL-FM 101.3 (Jacksonville/Peoria, Ill.); WJLS-AM 560 (Beckley, W.Va.); WKKX-AM 1600 (Wheeling, W.Va.); SIRIUS Satellite (159) and XM Radio (117); and worldwide on www.und.com.

### Irish To Appear On Three BIG Monday Broadcasts

• As part of its 18-game national television slate in 2010-11, Notre Dame will be part of three ESPN Big Monday broadcasts. The first appearance for the Fighting Irish will be when head coach Mike Brey's squad travels to the Bradley Center in Milwaukee, Wis., to take on Marquette at 7:00 p.m. (ET) on Jan. 10 in a game that will be shown on ESPN2. Notre Dame's matchup at Pittsburgh on Jan. 24 at 7:00 p.m. (ET) at the Petersen Events Center will be shown on ESPN. The ESPN Big Monday cameras will make their only appearance at Purcell Pavilion at the Joyce Center at 7:00 p.m. (ET) on Feb. 28 when the Irish take on Villanova.

### Lights, Camera, Action

• More than half of the 144 regular-season BIG EAST Conference men's basketball games will be seen on national television during the 2010-11 season, once again giving BIG EAST teams unprecedented exposure on the nation's leading television outlets. In total 73 of the regular-season contests will be on national television — either on CBS Sports, ESPN, ESPN2 or ESPNU. This will mark the fourth straight season in which all 144 regular-season league games will be televised.

### 106 Years Young

• The 2010-11 campaign marks the 106th season of basketball at Notre Dame and the 16th season as a member of the BIG EAST Conference. Notre Dame teams have posted a 1676-920 record for a .646 winning percentage. In 15 seasons as a member of the BIG EAST, the Irish own a 133-121 (.523) record all-time in conference regular-season play.

### The Captains

• Seniors **Tim Abromaitis**, **Ben Hansbrough**, **Tyrone Nash** along with junior **Carleton Scott** will serve as captains during the 2010-11 season. All four will be captains for the first time in their careers.

### Elder Statesman

• Mike Brey is in his 11th season along the Irish sidelines and is the third-longest tenured coach in the BIG EAST, behind only Jim Boeheim of Syracuse and Jim Calhoun of Connecticut. Brey stands sixth all-time in the BIG EAST with 100 victories (104-78 overall that includes regular-season and tournament contests). He is the sixth coach in BIG EAST history to record 100 conference wins.

### BIG EAST All-Time Winningest Coaches By Victories

(Includes conference regular-season and championship games)

1. Jim Boeheim, Syracuse	371
2. Jim Calhoun, Connecticut	289
3. John Thompson, Georgetown	231
4. Lou Carnesecca, St. John's	139
5. Rollie Massimino, Villanova	123
<b>6. Mike Brey, Notre Dame</b>	<b>104</b>

### Basketball Bloodlines

• This year's Notre Dame roster features several players with some strong basketball bloodlines:

• **Tim Abromaitis** - His father, Jim, played basketball at the University of Connecticut (1975-80) and was drafted by the New Jersey Nets. His brother, Jason, played basketball at Yale (2003-07).

• **Mike Broghammer** - His uncle, Christian Laettner, played professional basketball for 13 seasons and was a member of the 1992 gold medal Dream Team. He played for Duke University (1988-92) and led the Blue Devils to national championships in 1991 and 1992.

• **Joey Brooks** - His father, Lott J. Brooks, III, played professional college basketball at Eckerd College (1974-78).

• **Jerian Grant** - His father, Harvey, played basketball at the University of Oklahoma (1986-88), and was the 12th pick overall in the 1988 NBA Draft and played from 1988-99 in the NBA. His uncle, Horace Grant, played at Clemson, and was the 10th overall pick in the NBA Draft by the Chicago Bulls. He is the owner of four NBA championship rings. His older brother, Jerai, is a senior on the Clemson basketball team, while a younger brother, Jerami is a junior on the DeMatha basketball team.

• **Ben Hansbrough** - His brother, Tyler, played basketball at the University of North Carolina (2005-09). A three-time All-American, he was the 2008 National Player of the Year and led the Tar Heels to the 2009 national championship. Currently, he is in his second season with the Indiana Pacers, and was the 13th pick overall in the 2009 NBA Draft.

• **Tom Knight** - His father, Karl, played basketball at Bowdoin (1976-80).



### 2010-11 BIG EAST Preseason Coaches' Poll

	Pts.
1. Pittsburgh (12)	222
2. Villanova (1)	208
3. Syracuse (2)	187
4. Georgetown	173
5. West Virginia	164
6. St. John's (1)	145
7. <b>NOTRE DAME</b>	<b>123</b>
8. Louisville	121
Marquette	121
10. Connecticut	113
11. Seton Hall	104
12. Cincinnati	91
13. USF	54
14. Providence	36
15. Rutgers	32
16. DePaul	26

\*First-place votes in parentheses

### BIG EAST Preseason Player of the Year

Austin Freeman, Georgetown, Sr., G

### BIG EAST Preseason Rookie of the Year

Fab Melo, Syracuse

### Preseason All-BIG EAST First Team

Austin Freeman, Georgetown, Sr., G  
Kemba Walker, Connecticut, Jr., G  
Ashton Gibbs, Pittsburgh, Jr., G  
Jeremy Hazell, Seton Hall, Sr., G  
Corey Fisher, Villanova, Sr., G  
Kevin Jones, West Virginia, Jr., F

### Preseason All-BIG EAST Second Team

Chris Wright, Georgetown, Sr., G  
Jimmy Butler, Marquette, Sr., F

### Tim Abromaitis, Notre Dame, Sr., F

D.J. Kennedy, St. John's, Sr., G/F  
Kris Joseph, Syracuse, Jr., F

### Preseason All-BIG EAST Honorable Mention

Yancy Gates, Cincinnati, Sr., F  
Darius Johnson-Odom, Marquette, Jr., G  
Rick Jackson, Syracuse, Sr., F

### DeMatha Connection

• **Jerian Grant** is the first Irish basketball player from DeMatha to attend Notre Dame during the Mike Brey era. Brey played and coached at DeMatha and also is the alma mater of assistant coach Rod Balanis. Former Irish players who also played at DeMatha include Bob Whitmore (1967-69), Sid Catlett (1969-71) and Adrian Dantley (1974-76).

### Irish Ink One For 2011

- **Pat Connaughton**, a 6-5, 195-pound swingman from Arlington, Mass., was the lone early-November 2011 signee for head coach Mike Brey.
- A four-year starter at St. John's Prep in Danvers, Mass., Connaughton averaged 24.0 points and 17.9 rebounds in 2009-10 as he led St. John's to one of the best seasons in program history as the squad finished with a 21-3 marks that included a 15-game win streak during the season. In addition, his squad won the Catholic Conference championship and finished the regular season with a 7-1 league record. His team was ranked seventh in the final Massachusetts state polls after making the school's first appearance since 1974 in the Division 1 state finals.
- Connaughton was the only junior selected to the Boston Globe Super Team and the Boston Herald High Dream Team. He was selected as Most Valuable Player (MVP) of the Catholic Conference and was named to the Catholic Conference All-Star Team. In addition, he was selected as his team's MVP and served as team captain.
- He is ranked 73rd nationally by Scout.com and 100th by ESPNU.

### Brey Serving as Chairman of NCAA Men's Basketball Rules Committee

• **Mike Brey** was elected chair of the 2010-11 NCAA Men's Basketball Rules Committee in May 2010 and is serving his fourth year on the rules committee.

### Adidas And Notre Dame Unveil Lightest, Most Technologically Advanced College Basketball Uniforms

- At the start of the 2010-11 basketball season, adidas and the University of Notre Dame basketball teams unveiled the lightest and most technologically advanced college basketball uniforms ever. Designed and developed by adidas, the uniforms are 30 percent lighter and dry twice as fast as previous uniforms to help enhance the Fighting Irish's performance by keeping players cooler, drier and more comfortable on the court.
- The new Notre Dame uniforms, made from 60 percent recycled materials, feature adidas' Formotion technology, which reduces seams, decreases friction between the garment and the player's skin and optimizes the player's natural movement through specially constructed material. adidas reduced uniform weight and increased player comfort by switching front and back numbers from heavier, dense materials to a more breathable mesh.
- The new Notre Dame uniform absorbs moisture in less than three seconds as a result of adidas CLIMACOOL fabrics. The jersey moves heat and sweat away from the body through a combination of moisture management materials, ventilation channels and three dimensional garments, helping the uniform dry twice as quickly.
- Along with Notre Dame, 10 other schools will debut the new uniforms this season, including University of Cincinnati, Indiana University, University of Kansas, University of Louisville, University of Michigan, University of Nebraska, North Carolina State University, University of Tennessee, UCLA and University of Wisconsin.
- In addition to the NCAA teams wearing the new uniforms, all 30 NBA teams will wear Revolution 30 jerseys this season featuring similar adidas technology.



## GAME-BY-GAME STARTING LINEUPS

Date	Opponent (Result)	Starting Lineup	No. of Times	Record With Lineup
11/12	Georgia Southern (W, 98-61)	Abromaitis-Hansbrough-Martin-Nash-Scott	1	1-0
11/14	Liberty (W, 72-51)	Abromaitis-Hansbrough-Martin-Nash-Scott	2	2-0

### Notre Dame's Record in 2010-11 when ...

Played at the Purcell Pavilion.....	2-0
Played on the road.....	0-0
Played at a neutral site.....	0-0
BIG EAST Conference record (all games) .....	0-0
Non-conference record .....	2-0
Leading at halftime.....	2-0
Trailing at halftime.....	0-0
Tied at halftime.....	0-0
Playing an overtime game.....	0-0
Shoots .500 or better .....	0-0
Shoots .500 or less.....	2-0
Opponents shoots .500 or less.....	2-0
Shoots better than opponent.....	2-0
Shoots worse than opponent.....	0-0
Shoots same as opponent .....	0-0
Makes more free throws than opponent.....	1-0
Makes less free throws than opponent .....	1-0
Same number of free throws .....	0-0
Outrebounds opponents .....	2-0
Outrebounded by opponent .....	0-0
Same number of rebounds.....	0-0
Has more turnovers than opponent.....	0-0
Has fewer turnovers than opponent.....	2-0
Has same number of turnovers .....	0-0
Bench outscores opponent's bench.....	1-0
Outscored by opponent's bench .....	0-0
Bench points are the same.....	1-0
Plays a ranked opponent.....	0-0
Makes 10 or more three-pointers .....	1-0
No Notre Dame player fouls out.....	2-0
One Notre Dame player fouls out.....	0-0
Two or more Notre Dame players foul out.....	0-0
Wears White Uniforms .....	2-0
Wears Blue Uniforms .....	0-0
Wears Gold Uniforms.....	0-0
Wears Black Uniforms.....	0-0
Plays in an In-Season Tournament.....	0-0
Plays on Television .....	0-0
Plays in November .....	2-0
Plays in December .....	0-0
Plays in January .....	0-0
Plays in February .....	0-0
Plays in March.....	0-0
Plays in Day Games.....	1-0
Plays in Night Games .....	1-0
Plays on Sundays .....	1-0
Plays on Mondays.....	0-0
Plays on Tuesdays .....	0-0
Plays on Wednesdays .....	0-0
Plays on Thursdays.....	0-0
Plays on Fridays.....	1-0
Plays on Saturdays .....	0-0
Final Margin is 5 points or less .....	0-0
Final Margin is 6-10 points .....	0-0
Final Margin is 11-20 points .....	0-0
Final Margin is 20-plus points.....	2-0
Has a player score 20-plus points .....	1-0
Has a player score 30-plus points .....	0-0
Scores 59 points or less .....	0-0
Scores 60-69 points.....	0-0
Scores 70-79 points.....	1-0
Scores 80-89 points .....	0-0
Scores 90-plus points.....	1-0





# Head Coach Mike Brey

**2007 & 2008 BIG EAST Coach of the Year**  
**Third Longest Tenured Coach in BIG EAST**  
**Record at Notre Dame: 213-113 (.653)**  
**Overall Record: 312-165 (.654)**

- 24-year veteran of the college ranks...
  - University of Notre Dame (head coach)  
2000-10 (11th season)
  - University of Delaware (head coach)  
1995-2000 (five seasons)
  - Duke University (assistant coach)  
1987-95 (nine seasons)

	<b>Overall</b>	<b>BIG EAST (regular season)</b>
2000-01	20-10	11-5 (1st place-West Division)
2001-02	22-11	10-6 (2nd place-West Division)
2002-03	24-10	10-6 (3rd place-West Division)
2003-04	19-13	9-7 (7th place)
2004-05	17-12	9-7 (6th place)
2005-06	16-14	6-10 (t11th place)
2006-07	24-8	11-5 (4th place)
2007-08	25-8	14-4 (t2nd place)
2008-09	21-15	8-10 (t9th place)
2009-10	23-12	10-8 (t7th place)
2010-11	2-0	0-0
	<b>213-113 (.653)</b>	<b>98-68 (.590)</b>

- Has guided eight of his 15 teams to NCAA tournament play; has led a team to postseason play 13 times (five NIT appearances)
- Has mentored two BIG EAST Player of the Year honorees — Troy Murphy (2001) and Luke Harangody (2008) — and nine first-team all-BIG EAST honorees
- Spent eight years as an assistant coach under Mike Krzyzewski at Duke and during that time the Blue Devils advanced to the Final Four six times and won national championships in both 1991 and '92
- Played at DeMatha High School under legendary coach Morgan Wootten and graduated from there in 1977. Also served as an assistant coach for Wootten from 1982-87
- Received DeMatha High School's Distinguished Alumnus Award in October 2003
- Awarded an honorary monogram by the Notre Dame Monogram Club in December of 2006 and inducted in University of Delaware Athletic Hall of Fame in November of 2007
- Recipient of 2003 Coaches vs. Cancer Champion Award in recognition of his fund-raising efforts for the Coaches vs. Cancer Program and a member of the CVC National Council
- Along with wife Tish received the Distinguished Service Award and the 2007 March of Dimes Franklin D. Roosevelt Award. The couple has raised nearly \$2 million for the South Bend/Michiana area





Mike Brey vs. Ranked Opponents:

**Overall: 30-62**

**at Notre Dame: 30-55**

(2009-10: 4-4; 2008-09: 3-9; 2007-08: 2-6; 2006-07: 4-2;

2005-06: 1-7; 2004-05: 2-5; 2003-04: 2-8; 2002-03: 5-6;

2001-02: 3-6; 2000-01: 4-3)

at Delaware: 0-6

Mike Brey in Overtime Games at Notre Dame:

**Overall: 5-7**

at Georgetown (2/9/02) .....116-111 (4 OT)

at Boston College (1/25/03) .....101-96

vs. Georgetown (2/1/03) .....93-92 (2OT)

at Pittsburgh (1/4/06) .....97-100 (2OT)

vs. Georgetown (1/24/06) .....82-85 (2OT)

at Louisville (2/4/06) .....86-89

at Connecticut (2/21/06) .....74-75

at Michigan (3/20/06) .....84-87 (2OT)

vs. Providence (1/31/08) .....81-74

at Louisville (1/12/09) .....73-87

at Louisville (2/17/10) .....89-91 (2OT)

at Marquette (3/6/10) .....63-60

Irish Record Under Brey In Games Decided By ...

1 point 11-11

2 points 6-11

3 points 14-16

4 points 3-6

5 points 5-7

6 points 10-5

7 points 15-7

8 points 5-10

9 points 6-4

10 points 12-6

11-15 points 43-20

16-20 points 27-8

21-30 points 23-2

31-40 points 23-0

41-50 points 10-0

50+points 0-0

**Total 213-113**



**BIG EAST Coaching Percentage**

**Regular Season and BIG EAST Tournament**

	W-L	Pct.	Yrs.	Tour.	Pct.
<b>1. Jamie Dixon, Pittsburgh</b>	<b>94-41</b>	<b>.696</b>	<b>8</b>	<b>11-6</b>	<b>.647</b>
2. John Thompson, Georgetown	231-123	.653	20	33-13	.717
<b>3. Bob Huggins, West Virginia</b>	<b>41-22</b>	<b>.651</b>	<b>4</b>	<b>7-2</b>	<b>.778</b>
<b>4. Jim Boeheim, Syracuse</b>	<b>371-204</b>	<b>.645</b>	<b>32</b>	<b>45-26</b>	<b>.634</b>
<b>5. Jim Calhoun, Connecticut</b>	<b>289-163</b>	<b>.639</b>	<b>25</b>	<b>28-18</b>	<b>.609</b>
6. Lou Carnesecca, St. John's	139-80	.635	13	12-11	.522
<b>7. Buzz Williams, Marquette</b>	<b>26-15</b>	<b>.634</b>	<b>3</b>	<b>3-2</b>	<b>.600</b>
<b>8. Rick Pitino, Providence/Louisville</b>	<b>81-48</b>	<b>.628</b>	<b>8</b>	<b>5-6</b>	<b>.455</b>
<b>9. John Thompson III, Georgetown</b>	<b>74-44</b>	<b>.627</b>	<b>7</b>	<b>11-5</b>	<b>.688</b>
10. Mike Jarvis, St. John's	57-36	.613	5	7-4	.636
11. Tom Crean, Marquette	34-22	.607	3	3-3	.500
12. Ben Howland, Pittsburgh	43-29	.597	4	8-3	.727
<b>13. Jay Wright, Villanova</b>	<b>98-69</b>	<b>.587</b>	<b>10</b>	<b>8-9</b>	<b>.471</b>
14. Rollie Massimino, Villanova	123-92	.572	12	13-12	.520
<b>15. Mike Brey, Notre Dame</b>	<b>104-78</b>	<b>.571</b>	<b>11</b>	<b>6-10</b>	<b>.375</b>

**BIG EAST Coaching Wins**

**Regular Season and BIG EAST Tournament**

	W-L	Pct.	Yrs.	Tour.	Pct.
<b>1. Jim Boeheim, Syracuse</b>	<b>371-204</b>	<b>.645</b>	<b>32</b>	<b>45-26</b>	<b>.634</b>
<b>2. Jim Calhoun, Connecticut</b>	<b>289-163</b>	<b>.639</b>	<b>25</b>	<b>28-18</b>	<b>.609</b>
3. John Thompson, Georgetown	231-123	.653	20	33-13	.717
4. Lou Carnesecca, St. John's	139-80	.635	13	12-11	.522
5. Rollie Massimino, Villanova	123-92	.572	12	13-12	.520
<b>6. Mike Brey, Notre Dame</b>	<b>104-78</b>	<b>.571</b>	<b>11</b>	<b>6-10</b>	<b>.375</b>
<b>7. Jay Wright, Villanova</b>	<b>98-69</b>	<b>.587</b>	<b>10</b>	<b>8-9</b>	<b>.471</b>
8. Steve Lappas, Villanova	97-79	.551	9	10-8	.556
<b>9. Jamie Dixon, Pittsburgh</b>	<b>94-41</b>	<b>.696</b>	<b>8</b>	<b>11-6</b>	<b>.647</b>
10. P.J. Carlesimo, Seton Hall	90-130	.409	9	13-10	.565

**Bold** indicates active BIG EAST head coach



## Notre Dame Highs and Lows Under Mike Brey

### Notre Dame – Team Game Highs (1st Half)

Points	62 vs. Loyola-Chicago (11/22/00)
	62 vs. Georgia Southern (11/12/10)*
Field Goals Made	24 vs. IPFW (11/10/06)*
	24 vs. Syracuse (1/30/07)
Field Goals Attempted	43 vs. New Hampshire (11/16/01)*
	43 vs. Syracuse (1/30/07)
Field Goal Percentage	75.0% (18-24) vs. West Virginia (1/9/10)*
3 PT Field Goals Made	14 vs. South Dakota (12/2/08)*
3 PT Field Goals Attempted	23 vs. South Dakota (12/2/08)*
3 PT Field Goals Percentage	85.7% (6-7) vs. West Virginia (1/9/10)*
Free Throws Made	18 vs. Liberty (11/22/09)*
Free Throws Attempted	24 vs. Liberty (11/22/09)*
Free Throw Percentage	100.0% on 17 occasions
Total Rebounds	30 vs. Savannah State (12/22/08)*
Offensive Rebounds	15 vs. Savannah State (12/22/08)*
Defensive Rebounds	24 vs. Northern Illinois (12/8/07)*
Assists	19 vs. Canisius (11/9/00)*
Steals	12 vs. New Hampshire (11/16/01)*
Blocked Shots	13 vs. Belmont (11/17/02)*
Turnovers	14 vs. Monmouth (11/16/07)
Fouls	11 vs. Villanova (1/8/05)*
	11 vs. Georgia Southern (11/12/10)*

### Notre Dame – Team Game Highs (2nd Half)

Points	68 vs. Georgetown (4OT) (2/9/02)
Field Goals Made	24 vs. Pittsburgh (1/4/06)
Field Goals Attempted	63 vs. Georgetown (4OT) (2/9/02)
Field Goal Percentage	72.0% vs. Lafayette (11/14/06)
3 PT Field Goals Made	11 vs. St. John's (3/6/04)
	11 vs. North Carolina (11/26/08)
3 PT Field Goals Attempted	24 vs. Pittsburgh (1/4/06)
3 PT Field Goals Percentage	75.0% (6-8) vs. Connecticut (2/21/05)
Free Throws Made	27 vs. Seton Hall (2/18/06)
Free Throws Attempted	30 vs. Seton Hall (2/18/06)
Free Throw Percentage	100.0% on three occasions
Total Rebounds	34 vs. Seton Hall (1/8/01)
Offensive Rebounds	15 vs. Army (12/19/04)*
Defensive Rebounds	25 vs. Sacred Heart (11/18/00)*
Assists	16 vs. Army (12/19/04)*
Steals	14 vs. New Hampshire (11/16/01)*
Blocked Shots	6 vs. Belmont (11/17/02)*
	6 vs. IUPUI (12/9/09)*
Turnovers	13 vs. Niagara (12/21/05)*
	13 vs. Marquette (1/12/08)
Fouls	26 vs. Pittsburgh (1/4/06)

### Notre Dame – Team Game Highs (Total)

Points	116 vs. Georgetown (4OT) (2/9/02)
Field Goals Made	42 vs. Canisius (12/19/00)*
Field Goals Attempted	94 vs. Georgetown (4OT) (2/9/02)
Field Goal Percentage	66.7% (34-51) vs. Pittsburgh (1/30/02)*
3 PT Field Goals Made	19 vs. South Dakota (12/2/08)*#
3 PT Field Goals Attempted	44 vs. Canisius (12/22/00)
3 PT Field Goals Percentage	72.7% (16-22) vs. Loyola Chicago (11/22/00)*#
Free Throws Made	33 vs. Seton Hall (2/18/06)
Free Throws Attempted	45 vs. Columbia (12/23/05)*
Free Throw Percentage	100% (5-5) vs. Illinois (3/22/03)
	100% (19-19) vs. Villanova (1/8/05)*#
Total Rebounds	64 vs. Georgetown (4OT) (2/9/02)
Offensive Rebounds	24 vs. Seton Hall (1/8/01)
Defensive Rebounds	41 vs. Northern Illinois (12/8/07)*
Assists	32 vs. Canisius (12/19/00)*#
Steals	26 vs. New Hampshire (11/16/01)*#
Blocked Shots	19 vs. Belmont (12/17/02)*#
Turnovers	24 vs. Marquette (1/12/08)
Fouls	32 vs. Pittsburgh (1/4/06)

### Notre Dame – Team Game Lows (1st Half)

Points	17 vs. Connecticut (3/3/10)*
Field Goals Made	6 vs. Connecticut (2/21/04)
	6 vs. Cincinnati (1/15/08)*
Field Goals Attempted	21 vs. Canisius College (12/22/01)
	21 vs. Pittsburgh (3/11/10)
Field Goal Percentage	18.8% (6-32) vs. Connecticut (2/21/04)
3 PT Field Goals Made	0 vs. West Virginia (1/7/04)
3 PT Field Goals Attempted	4 vs. St. Louis (11/28/09)
3 PT Field Goals Percentage	0.0% (0-7) vs. West Virginia (1/7/04)*
	0.0% (0-10) vs. Michigan (12/3/05)*
Free Throws Made	0 on ten occasions
Free Throws Attempted	0 on seven occasions
Free Throw Percentage	0.0% on ten occasions
Total Rebounds	9 vs. UCF (12/6/09)*
	9 vs. Pittsburgh (3/11/10)
Offensive Rebounds	0 vs. West Virginia (1/9/10)*
Defensive Rebounds	6 vs. Louisville (2/17/10)
Assists	1 vs. Villanova (1/27/07)*
Steals	0 on six occasions
Blocked Shots	0 on 30 occasions
Turnovers	0 vs. DePaul (1/23/10)*
Fouls	0 vs. Samford (12/30/04)*

### Notre Dame – Team Game Lows (2nd Half)

Points	18 vs. Pittsburgh (3/11/10)
Field Goals Made	5 vs. West Virginia (1/9/10)*
	5 vs. Pittsburgh (3/11/10)
Field Goals Attempted	13 vs. Pittsburgh (3/11/10)
Field Goal Percentage	21.4% (6-28) vs. Harvard (11/19/04)*
3 PT Field Goals Made	0 vs. Loyola Marymount (11/22/08)
	0 vs. Connecticut (11/24/09)
	0 vs. Providence (1/31/08)*
3 PT Field Goals Attempted	3 vs. Loyola Marymount (11/22/08)
	3 vs. Indiana (12/8/04)
3 PT Field Goals Percentage	0.0% (0-6) vs. Providence (1/31/08)*
Free Throws Made	0 vs. Pittsburgh (1/12/04)
	0 vs. Indiana (11/24/08)
	0 vs. Old Dominion (3/18/10)
Free Throws Attempted	0 vs. Indiana (11/24/08)
	0 vs. Old Dominion (3/18/10)
Free Throw Percentage	0.0% on four occasions
Total Rebounds	7 vs. Rutgers (3/1/03)
Offensive Rebounds	2 on three occasions
Defensive Rebounds	4 vs. Rutgers (3/1/03)
Assists	0 vs. Harvard (11/19/04)
Steals	0 on 10 occasions
Blocked Shots	0 on 24 occasions
Turnovers	0 vs. West Virginia (3/10/04)
Fouls	3 on three occasions

### Notre Dame – Team Game Lows (Total)

Points	41 vs. Washington State (3/22/08)
Field Goals Made	13 vs. Rutgers (3/1/03)
	13 vs. Washington State (3/22/08)
Field Goals Attempted	34 vs. Pittsburgh (3/11/10)
Field Goal Percentage	24.5% (13-53) vs. Washington State (3/22/08)
3 PT Field Goals Made	1 vs. Pittsburgh (2/3/01)
3 PT Field Goals Attempted	8 vs. Pittsburgh (2/3/01)
3 PT Field Goals Percentage	10.5% vs. Rutgers (2/14/02)
Free Throws Made	1 vs. Connecticut (2/28/09)
Free Throws Attempted	3 vs. Old Dominion (3/18/10)
Free Throw Percentage	20.0% (1-5) vs. Connecticut (2/28/09)
Total Rebounds	21 vs. Rutgers (3/1/03)
Offensive Rebounds	3 vs. DePaul (12/14/02)*
Defensive Rebounds	14 vs. DePaul (12/11/04)*
Assists	6 vs. Mississippi (3/18/01)
Steals	1 on three occasions
Blocked Shots	0 on six occasions
Turnovers	2 vs. DePaul (1/23/10)*
Fouls	6 on three occasions

\* Indicates game played at the Purcell Pavilion, Notre Dame, Ind.

# Indicates school record



## Opponent Highs and Lows Under Mike Brey

### Opponent – Team Game Highs (1st Half)

Points	53, Arizona (3/27/03)
Field Goals Made	23, Arizona (3/27/03)
Field Goals Attempted	44, Georgetown (3/4/01)*
Field Goal Percentage	61.5% (16-26), UCF (12/6/09)*
3 PT Field Goals Made	9, Syracuse (1/11/06)*
	9, Lehigh (11/27/06)*
3 PT Field Goals Attempted	19, Syracuse (1/11/06)*
3 PT Field Goal Percentage	81.8% (9-11), Lehigh (11/26/06)*
Free Throws Made	14, Sacred Heart (11/18/00)*
Free Throws Attempted	19, Sacred Heart (11/18/00)*
Free Throw Percentage	100.0%, on 19 occasions
Total Rebounds	33, Connecticut (2/21/04)
Offensive Rebounds	16, Northern Illinois (11/24/03)*
Defensive Rebounds	21, on five occasions
Assists	15, Seton Hall (2/11/10)
Steals	9, Miami (Fla.) (2/23/02)
	9, Marquette (1/12/08)
Blocked Shots	10, Connecticut (2/21/04)
Turnovers	16, Loyola (Chicago) (11/22/00)*
Fouls	16, three times

### Opponent – Team Game Highs (2nd Half)

Points	68, Georgetown (4 OT) (2/9/02)
Field Goals Made	21, Syracuse (2/24/08)*
Field Goals Attempted	49, Syracuse (2/24/08)*
Field Goal Percentage	68.2% (15-22), American (12/21/03)*
3 PT Field Goals Made	9, Texas (12/8/02)
	9, West Virginia (1/9/10)*
3 PT Field Goals Attempted	22, Tennessee Tech (12/17/00)*
3 PT Field Goal Percentage	100.0% (3-3), Seton Hall (2/5/03)
Free Throws Made	24, Pittsburgh (2 OT) (1/4/06)
Free Throws Attempted	39, Pittsburgh (2 OT) (1/4/06)
Free Throw Percentage	100.0% on five occasions
Total Rebounds	38, Georgetown (4 OT) (2/9/02)
Offensive Rebounds	16, Syracuse (2/24/08)*
Defensive Rebounds	27, Georgetown (4 OT) (2/9/02)
Assists	19, Pittsburgh (2 OT) (1/4/06)
Steals	9, on two occasions
Blocked Shots	11, Georgetown (4 OT) (2/9/02)
Turnovers	15, New Hampshire (11/16/01)*
Fouls	20, Seton Hall (2/18/06)

### Opponent – Team Game Highs (Total)

Points	111, Georgetown (4 OT) (2/9/02)
Field Goals Made	41, Syracuse (3/4/03)*
Field Goals Attempted	82, Syracuse (2/24/08)*
Field Goal Percentage	63.0% (29-46), American (12/21/03)*
3 PT Field Goals Made	14, Texas (12/7/02)
	14, Lehigh (11/27/06)*
3 PT Field Goals Attempted	37, West Virginia (1/9/10)*
3 PT Field Goal Percentage	73.7% (14-19), Lehigh (11/27/06)*
Free Throws Made	35, Louisville (2OT) (2/17/10)*
Free Throws Attempted	46, Pittsburgh (2 OT) (1/4/06)
Free Throw Percentage (min. 8 att.)	100%, West Virginia (8-8) (2/2/00)*
	100%, Savannah State (8-8) (12/22/08)*
Total Rebounds	59, Connecticut (2/21/04)
Offensive Rebounds	27, Loyola (Chicago) (11/22/00)*
Defensive Rebounds	42, Connecticut (1/24/09)*
Assists	30, Pittsburgh (2 OT) (1/4/06)
Steals	13, Niagara (12/21/05)*
Blocked Shots	19, Connecticut (OT) (2/21/06)
Turnovers	30, New Hampshire (11/16/01)*
Fouls	31, Columbia (12/23/05)*

### Opponent – Team Game Lows (1st Half)

Points	12, The Citadel (11/19/06)*
Field Goals Made	5, The Citadel (11/19/06)*
	5, Georgia Southern (11/12/10)*
Field Goals Attempted	18, Georgetown (2/27/10)
Field Goal Percentage	20.7% (6-29), Pittsburgh (1/12/02)
3 PT Field Goals Made	0, on 10 occasions
3 PT Field Goals Attempted	2, Georgetown (2/9/02)
3 PT Field Goal Percentage	0.0%, on 10 occasions
Free Throws Made	0, on 27 occasions
Free Throws Attempted	0, on 14 occasions
Free Throw Percentage	0.0%, on 27 occasions
Total Rebounds	7, Georgetown (2/27/10)
Offensive Rebounds	0, Lafayette (11/14/06)
Defensive Rebounds	5, Fordham, (12/28/05)*
	5, Pittsburgh (2/24/10)*
Assists	2, on eight occasions
Steals	0, on 11 occasions
Blocked Shots	0, on 28 occasions
Turnovers	1, on four occasions
Fouls	1, Pittsburgh (2/12/05)
	1, DePaul (12/31/08)
	1, West Virginia (3/12/10)

### Opponent – Team Game Lows (2nd Half)

Points	8, Monmouth (11/16/07)
Field Goals Made	3, Monmouth (11/16/07)
Field Goals Attempted	19, Old Dominion (3/18/10)
Field Goal Percentage	13.0% (3-23), Monmouth (11/16/07)
3 PT Field Goals Made	0, on nine occasions
3 PT Field Goals Attempted	3, on six occasions
3 PT Field Goal Percentage	0.0% on ten occasions
Free Throws Made	0, Monmouth (1/25/01)
Free Throws Attempted	0, West Virginia (1/9/10)*
	1, Monmouth (1/25/01)
	1, West Virginia (1/9/10)*
Free Throw Percentage	0.0% (0-1), Monmouth (1/25/01)
	0.0% (0-1), West Virginia (1/9/10)*
Total Rebounds	16, Syracuse (2/24/08)*
Offensive Rebounds	0, Kentucky (3/25/09)*
	0, Marquette (3/6/10)
Defensive Rebounds	3, Virginia Tech (2/22/03)*
Assists	1, UAB (3/17/09)*
	1, Pittsburgh (3/11/10)
Steals	0, on six occasions
Blocked Shots	0, on 21 occasions
Turnovers	0, West Virginia (3/10/04)
Fouls	0, Pittsburgh (1/31/09)
	4, on four occasions

### Opponent – Team Game Lows (Total)

Points	33, Monmouth (11/16/07)
Field Goals Made	12, Bucknell (11/22/02)*
Field Goals Attempted	35, Rutgers (3/1/03)
Field Goal Percentage	21.1% (12-57), Bucknell (11/22/02)*
3 PT Field Goals Made	1, on five occasions
3 PT Field Goals Attempted	7, Seton Hall (2/5/03)
3 PT Field Goal Percentage	5.9% (1-17), Cincinnati (11/24/00)
Free Throws Made	0, Charleston Southern (11/26/04)*
Free Throws Attempted	0, Charleston Southern (11/26/04)*
Free Throw Percentage	0.0% (0-0), Charleston Southern (11/26/04)*
Total Rebounds	19, Winston-Salem St. (11/29/06)*
Offensive Rebounds	3, Army (12/19/04)*
	3, West Virginia (2/1/06)
Defensive Rebounds	12, Georgetown (2/27/10)
Assists	5, Bucknell (11/22/02)*
Steals	1, on three occasions
Blocked Shots	0, on 11 occasions
Turnovers	3, Marquette, (1/26/09)*
Fouls	7, Connecticut (1/24/09)*
	7, Connecticut (2/28/09)

\* - Indicates games played at Purcell Pavilion, Notre Dame, Ind.





## Notre Dame Highs and Lows in a BIG EAST Game

### Notre Dame – BIG EAST Team Game Highs (1st Half)

Points	61 vs. Syracuse (1/30/07)
Field Goals Made	24 vs. Syracuse (1/30/07)
Field Goals Attempted	43 vs. Syracuse (1/30/07)
Field Goal Percentage	75.0% (18-24) vs. West Virginia (1/9/10)*
3 PT Field Goals Made	11 vs. Pittsburgh (1/31/09)
3 PT Field Goals Attempted	11 vs. Providence (2/21/09)
3 PT Field Goals Percentage	22 vs. Pittsburgh (1/31/09)
3 PT Field Goals Percentage	85.7% (6-7) vs. West Virginia (1/9/10)*
Free Throws Made	13 vs. Seton Hall (2/11/10)
Free Throws Attempted	19 vs. Villanova (1/27/10)
Free Throw Percentage	100.0% on 12 occasions
Total Rebounds	29 vs. Connecticut (1/5/08)
Offensive Rebounds	14 vs. Providence (2/19/05)
Defensive Rebounds	23 vs. Louisville (2/12/09)*
Assists	17 vs. West Virginia (1/9/10)*
Steals	7 on four occasions
Blocked Shots	7 vs. Connecticut (2/9/04)*
	7 vs. West Virginia (1/9/05)
Turnovers	12 vs. St. John's (1/23/07)
Fouls	11 vs. Villanova (1/8/05)*

### Notre Dame – BIG EAST Team Game Highs (2nd Half)

Points	68 vs. Georgetown (4OT) (2/9/02)
Field Goals Made	24 vs. Pittsburgh (1/4/06)
Field Goals Attempted	63 vs. Georgetown (4OT) (2/9/02)
Field Goal Percentage	71.4% vs. Georgetown (2/27/10)
3 PT Field Goals Made	11 vs. St. John's (3/6/04)
3 PT Field Goals Attempted	24 vs. Pittsburgh (1/4/06)
3 PT Field Goals Percentage	71.4% (6-8) vs. Connecticut (2/21/05)
Free Throws Made	27 vs. Seton Hall (2/18/06)
Free Throws Attempted	30 vs. Seton Hall (2/18/06)
Free Throw Percentage	100.0% (13-13) vs. Villanova (1/8/05)*
	100.0% (4-4) vs. Marquette (1/26/09)*
Total Rebounds	34 vs. Seton Hall (1/8/01)
Offensive Rebounds	18 vs. Seton Hall (1/8/01)
Defensive Rebounds	27 vs. Georgetown (3/4/04)*
Assists	14 vs. Cincinnati (1/15/08)*
Steals	6 vs. Villanova (1/17/07)
Blocked Shots	5 vs. Georgetown (2/27/10)
Turnovers	13 vs. Marquette (1/12/08)
Fouls	26 vs. Pittsburgh (1/4/06)

### Notre Dame – BIG EAST Team Game Highs (Total)

Points	116 vs. Georgetown (4OT) (2/9/02)
Field Goals Made	41 vs. Georgetown (4OT) (2/9/02)
Field Goals Attempted	94 vs. Georgetown (4OT) (2/9/02)
Field Goal Percentage	66.7% (34-51) vs. Pittsburgh (1/30/02)*
3 PT Field Goals Made	17 vs. St. John's (3/6/04)#
	17 vs. Louisville (2/4/06)#
3 PT Field Goals Attempted	36 vs. Pittsburgh (1/4/06)
3 PT Field Goals Percentage	61.9% (13-21) vs. Providence
	(1/14/06)*
Free Throws Made	34 vs. Cincinnati (1/15/08)*
Free Throws Attempted	42 vs. Cincinnati (1/15/08)*
Free Throw Percentage	100.0% (19-19) vs. Villanova (1/14/03)#*
Total Rebounds	64 vs. Georgetown (4OT) (2/9/02)
Offensive Rebounds	24 vs. Seton Hall (1/8/01)
Defensive Rebounds	35 vs. Louisville (2/12/09)*
Assists	25 vs. Cincinnati (2/4/10)*
Steals	10 on six occasions
Blocked Shots	9 vs. Connecticut (2/9/04)*
Turnovers	26 vs. Pittsburgh (2/8/00)
Fouls	32 vs. Pittsburgh (1/4/06)

\*Indicates game played at the Purcell Pavilion, Notre Dame, Ind.

#Indicates school record

### Notre Dame – BIG EAST Team Game Lows (1st Half)

Points	17 vs. Connecticut (3/3/10)*
Field Goals Made	6 vs. Connecticut (2/21/04)
	6 vs. Cincinnati (1/15/08)*
Field Goals Attempted	21 vs. Pittsburgh (3/11/10)
Field Goal Percentage	18.8% (6-32) vs. Connecticut (2/21/04)
3 PT Field Goals Made	0 vs. West Virginia (1/7/04)
	0 vs. Connecticut (1/12/99)
3 PT Field Goals Attempted	5 on three occasions
3 PT Field Goals Percentage	8.3% (1-12) vs. Providence (1/21/03)
Free Throws Made	0 on nine occasions
Free Throws Attempted	0 on seven occasions
Free Throw Percentage	0.0% on nine occasions
Total Rebounds	9 vs. Pittsburgh (3/11/10)
Offensive Rebounds	0 on four occasions
Defensive Rebounds	6 vs. Louisville (2/17/10)
Assists	1 vs. Villanova (1/27/07)*
Steals	0 on five occasions
Blocked Shots	0 on 18 occasions
Turnovers	0 vs. DePaul (1/23/10)*
Fouls	2 vs. West Virginia (2/18/09)
	2 vs. Georgetown (2/27/10)

### Notre Dame – BIG EAST Team Game Lows (2nd Half)

Points	18 vs. Pittsburgh (3/11/10)
Field Goals Made	5 vs. West Virginia (1/9/10)*
	5 vs. Pittsburgh (3/11/10)
Field Goals Attempted	13 vs. Pittsburgh (3/11/10)*
Field Goal Percentage	26.3% (5-19) vs. West Virginia (1/9/10)*
3 PT Field Goals Made	0 vs. Connecticut (1/12/99)
	0 vs. Providence (1/31/08)*
3 PT Field Goals Attempted	3 vs. Pittsburgh (3/11/10)*
3 PT Field Goals Percentage	0.0% (0-6) vs. Providence(1/31/08)*
Free Throws Made	0 vs. Pittsburgh (1/12/04)
Free Throws Attempted	2 on three occasions
Free Throw Percentage	0.0% (0-2) vs. Pittsburgh (1/12/04)
Total Rebounds	7 vs. Rutgers (3/1/03)
Offensive Rebounds	2 vs. Connecticut (3/3/10)*
Defensive Rebounds	4 vs. Rutgers (3/1/03)
Assists	2 on three occasions
Steals	0 on nine occasions
Blocked Shots	0 on 16 occasions
Turnovers	0 vs. West Virginia (3/10/04)
Fouls	3 vs. West Virginia (1/7/04)*
	3 vs. Pittsburgh (2/24/10)*

### Notre Dame – BIG EAST Team Game Lows (Total)

Points	48 vs. Georgetown (1/7/06)
Field Goals Made	13 vs. Rutgers (3/1/03)
Field Goals Attempted	34 vs. Pittsburgh (3/11/10)
Field Goal Percentage	29.7% (19-64) vs. Connecticut (2/21/04)
3 PT Field Goals Made	0 vs. Connecticut (1/12/99)
3 PT Field Goals Attempted	6 vs. Seton Hall (2/6/99)
3 PT Field Goals Percentage	10.5% vs. Rutgers (2/14/02)
Free Throws Made	1 vs. Connecticut (2/28/09)
Free Throws Attempted	4 vs. Pittsburgh (3/8/01)
	4 vs. Connecticut (1/24/09)*
Free Throw Percentage	20.0% (1-5) vs. Connecticut (2/28/09)
Total Rebounds	21 vs. Rutgers (3/1/03)
Offensive Rebounds	4 on three occasions
Defensive Rebounds	17 vs. Georgetown (2/27/10)
Assists	7 vs. Rutgers (3/1/03)
	7 vs. Pittsburgh (3/8/01)
Steals	1 vs. Marquette (1/26/09)*
	1 vs. Cincinnati (2/4/09)
Blocked Shots	0 vs. Georgetown (1/6/07)
	0 vs. Marquette (3/6/10)
Turnovers	2 vs. DePaul (1/23/10)*
Fouls	6 vs. West Virginia (1/7/04)*

\*Indicates game played at the Purcell Pavilion, Notre Dame, Ind.

#Indicates school record



## Opponent Highs and Lows in a BIG EAST Game

### Opponent – BIG EAST Team Game High (1st Half)

Points	54, Connecticut (1/12/99)
Field Goals Made	22, Syracuse (3/4/03)*
Field Goals Attempted	44, Georgetown (3/4/01)*
Field Goal Percentage	65.2% (15-23), Providence (2/21/96)*
3 PT Field Goals Made	9 on three occasions
3 PT Field Goals Attempted	19, West Virginia (2/2/00)*
	19, Syracuse (1/11/06)*
3 PT Field Goals Percentage	100.0% (5-5), Connecticut (2/8/97)*
Free Throws Made	21, Connecticut (1/12/99)
Free Throws Attempted	23, Connecticut (1/12/99)
Free Throw Percentage	100.0% on nine occasions
Total Rebounds	33, Connecticut (2/21/04)
Offensive Rebounds	14, Georgetown (3/8/03)
Defensive Rebounds	21, on three occasions
Assists	15, Seton Hall (2/11/10)
Steals	9, Marquette (1/12/08)
Blocked Shots	10, Connecticut (2/21/04)
Turnovers	14, Pittsburgh (1/6/03)
Fouls	15, Villanova (1/27/10)

### Opponent – BIG EAST Team Game High (2nd Half)

Points	68, Georgetown (4OT) (2/9/02)
Field Goals Made	23, Georgetown (4OT) (2/9/02)
Field Goals Attempted	60, Georgetown (4OT) (2/9/02)
Field Goal Percentage	66.7% (20-30), Pittsburgh (3/5/05)*
3 PT Field Goals Made	9, Pittsburgh (1/29/97)
	9, West Virginia (1/9/10)*
3 PT Field Goals Attempted	20, Miami (2/23/02)
3 PT Field Goals Percentage	83.3% (5-6), Boston College (3/1/97)
Free Throws Made	24, Pittsburgh (1/4/06)
Free Throws Attempted	39, Pittsburgh (1/4/06)
Free Throw Percentage	100.0% (14-14), Miami (1/28/00)*
Total Rebounds	31, Syracuse (2/24/08)*
Offensive Rebounds	16, Syracuse (2/24/08)*
Defensive Rebounds	26, Connecticut (2/21/04)
Assists	19, Pittsburgh (1/4/06)
Steals	8, Marquette (1/12/08)
Blocked Shots	11, Georgetown (4 OT) (2/9/02)
Turnovers	10, Rutgers (1/31/04)
Fouls	20, Seton Hall (2/18/06)

### Opponent – BIG EAST Team Game High (Total)

Points	111, Georgetown (2/9/02)
Field Goals Made	41, Syracuse (3/4/03)*
Field Goals Attempted	87, Georgetown (1/7/97)
Field Goal Percentage	56.5% (34-60), Syracuse (1/17/04)*
3 PT Field Goals Made	14, Syracuse (1/16/00)
3 PT Field Goals Attempted	37, West Virginia (1/9/10)*
3 PT Field Goals Percentage	71.4% (5-7), Seton Hall (2/5/03)
Free Throws Made	35, Louisville (2OT) (2/10/10)
Free Throws Attempted	46, Pittsburgh (1/4/06)
Free Throw Percentage	94.4% (17-18), Miami (1/25/00)*
Total Rebounds	59, Connecticut (2/21/04)
Offensive Rebounds	32, Georgetown (1/7/97)
Defensive Rebounds	42, Connecticut (1/24/09)*
Assists	30, Pittsburgh (1/4/06)
Steals	24, Georgetown (2/10/99)*
Blocked Shots	19, Connecticut (OT) (2/21/06)
Turnovers	23, Villanova (1/6/02)*
Fouls	33, West Virginia (2/11/97)*

### Opponent – BIG EAST Team Game Lows (1st Half)

Points	16, Georgetown (3/4/04)*
Field Goals Made	6, Georgetown (2/16/05)*
Field Goals Attempted	18, Georgetown (2/27/10)
Field Goal Percentage	20.7% (6-29), Pittsburgh (1/12/02)
3 PT Field Goals Made	0 on eight occasions
3 PT Field Goals Attempted	2, Georgetown (2/1/03)*
3 PT Field Goals Percentage	0.0% on three occasions
Free Throws Made	0 on nine occasions
Free Throws Attempted	0, on five occasions
Free Throw Percentage	0.0% on nine occasions
Total Rebounds	7, Georgetown (2/27/10)
Offensive Rebounds	0, Virginia Tech (1/20/04)
Defensive Rebounds	5, Pittsburgh (2/24/10)*
Assists	2, USF (2/15/06)*
	2, Seton Hall (3/10/10)
Steals	0 on six occasions
Blocked Shots	0 on 11 occasions
Turnovers	1 on three occasions*
Fouls	1, DePaul (12/31/08)
	1, West Virginia (3/12/10)

### Opponent – BIG EAST Team Game Lows (2nd Half)

Points	16, Pittsburgh (3/11/10)*
Field Goals Made	5, West Virginia (1/9/02)
Field Goals Attempted	17, Boston College (1/9/96)
Field Goal Percentage	22.7%, West Virginia (1/9/02)
3 PT Field Goals Made	0, Connecticut (2/26/01)
	0, Pittsburgh (3/11/10)
3 PT Field Goals Attempted	2, Connecticut (2/28/09)
3 PT Field Goals Percentage	0.0% (0-3), Connecticut (2/26/01)
	0.0% (0-3), Pittsburgh (3/11/10)
Free Throws Made	0, on three occasions
Free Throws Attempted	0, Pittsburgh (1/29/97)
	0, St. John's (1/23/07)
Free Throw Percentage	0.0% on three occasions
Total Rebounds	6, Marquette (3/6/10)
Offensive Rebounds	0, Marquette (3/6/10)
Defensive Rebounds	3, Virginia Tech (2/22/03)*
Assists	1, Pittsburgh (3/11/10)
Steals	0, on four occasions
Blocked Shots	0, on 10 occasions
Turnovers	0, West Virginia (3/10/04)
	0, Pittsburgh (1/31/09)
Fouls	2, Connecticut (2/21/05)

### Opponent – BIG EAST Team Game Lows (Total)

Points	45, Pittsburgh (3/11/10)*
Field Goals Made	17 on three occasions
Field Goals Attempted	40, Syracuse (2/5/05)
Field Goal Percentage	28.1% (18-64), Georgetown (3/4/04)*
3 PT Field Goals Made	1, Georgetown (2/7/98)
	1, South Florida (2/15/06)*
3 PT Field Goals Attempted	7, Seton Hall (2/5/03)
3 PT Field Goals Percentage	9.5% (2-21), Seton Hall (2/6/99)
Free Throws Made	1, DePaul (2/2/08)*
	1, Rutgers (2/25/09)*
Free Throws Attempted	3, Connecticut (2/12/00)*
	3, DePaul (2/2/08)*
Free Throw Percentage	20.0% (1-5), Rutgers (2/25/09)*
Total Rebounds	20, Georgetown (2/27/10)
Offensive Rebounds	4, West Virginia (2/18/03)
Defensive Rebounds	12, Georgetown (2/27/10)
Assists	6, Syracuse (2/5/05)
	6, Seton Hall (3/10/10)
Steals	1, Connecticut (3/11/04)
Blocked Shots	0 on four occasions
Turnovers	3, Marquette (1/26/09)*
Fouls	7, Connecticut (1/24/09)*
	7, Connecticut (2/28/09)

\* Indicates game played at the Purcell Pavilion, Notre Dame, Ind.



## The Last Time ...

### Notre Dame recorded a ...

30-Point win ..... was on 11/12/10 - ND 98, Georgia Southern 61 (37 points)\*  
40-Point win ..... was on 12/8/07 - ND 108, Northern Illinois 62 (46 points)\*  
50-Point win ..... was on 12/28/06 - ND 101, Rider 51 (50 points)  
30-Point loss ..... was on 1/7/99 - ND 62, Villanova 93 (31 points)\*

### Notre Dame shot ...

60% on FGs ..... was on 12/22/09 - 60.7% (37-61) vs. Bucknell (ND 101 - Bucknell 69)\*  
65% on FGs ..... was on 1/30/02 - 66.7% (34-51) vs. Pittsburgh (ND 89 - Pittsburgh 76)\*  
90% on FTs ..... was on 1/30/10 - 90.0% (9-10) vs. Rutgers (ND 73 - Rutgers 74)

### Notre Dame ...

Won 10 games in a row ..... was from 11/24/07 thru 1/5/08 (10 straight)  
Won 15 games in a row ..... was from 12/31/53 thru 3/9/54 (18 straight)  
Won 20 games in a row ..... never  
Lost 5 games in a row ..... was from 1/12/09 thru 2/7/09 (7 straight)  
Scored 100 points ..... was on 12/22/09 (ND 101 - Bucknell 69)\*  
- Scored 100 points on the road ..... was on 2/21/09 (ND 103 - Providence 84)  
- Scored 100 points at a neutral site ..... was on 3/12/78 (ND 100 - Houston 77) (NCAA First Round, Tulsa, OK)  
- Scored 100 points and lost ..... was on 3/20/71 (ND 106 - Houston 119) (NCAA Regional Semi-finals at Wichita, KS)  
Allowed 100 points ..... was on 11/26/08 vs. North Carolina (ND 87 - North Carolina 102)  
Scored less than 50 points ..... was on 3/22/08 vs. Washington State (ND 41 - Washington State 61)  
Allowed less than 50 points ..... was on 3/11/10 vs. Pittsburgh (ND 50 - Pittsburgh 45)\*  
Played an Overtime Game ..... was on 3/6/10 (OT) at Marquette (ND 63 - Marquette 60)  
- Played in a Multi-Overtime Game ..... was on 2/17/10 (2OT) at Louisville (ND 89 - Louisville 91)  
Won on a "last second" shot ..... was on 3/19/09 vs. New Mexico (ND 70 - Pittsburgh 68 - Tory Jackson layup at 00:02)\*  
Had 5 double figure scorers ..... was on 2/11/10 vs. Seton Hall (ND 87 - Seton Hall 90) Tory Jackson 25, Tim Abromaitis 18, Luke Harangody 13, Tyrone Nash 13, Ben Hansbrough 10  
Had 6 double figure scorers ..... was on 12/14/03 vs. DePaul (ND 82 - DePaul 69) Jordan Cornette 17, Chris Thomas 13, Colin Falls 12, Torin Francis 12, Chris Quinn 12, Rick Cornett 10  
Had 7 double figure scorers ..... never  
Had two double-figure rebounders was on 1/23/10 vs. DePaul (ND 87 - DePaul 77) Luke Harangody 11, Tyrone Nash 10, Ben Hansbrough 10\*  
Had two players with double-doubles ..... was on 1/23/10 vs. DePaul (ND 87 - DePaul 77) Luke Harangody (24 pts, 11 rebs), Ben Hansbrough (15 pts, 10 rebs), Tyrone Nash (13 pts, 10 rebs)\*  
Had three players with double-doubles . was on 1/23/10 vs. DePaul (ND 87 - DePaul 77) Luke Harangody (24 pts, 11 rebs), Ben Hansbrough (15 pts, 10 rebs), Tyrone Nash (13 pts, 10 rebs)\*  
Had two 30-point scorers ..... was on 2/18/06 vs. Seton Hall (ND 102 - Seton Hall 91) Chris Quinn - 34, Colin Falls - 32  
Had two 20-point scorers ..... was on 2/17/10 vs. Louisville (2OT) (ND 89 - Louisville 91) Tim Abromaitis 29, Ben Hansbrough 21  
Had three 20-point scorers ..... was on 3/8/07 vs. Syracuse (ND 89 - Syracuse 83) Russell Carter 24, Luke Harangody 20, Colin Falls 23  
Made 10 three-point field goals ..... was on 11/14/10 vs. Liberty - 10-28 (35.7%) (ND 72 - Liberty 51)\*  
Committed 10 turnovers or less ..... was on 3/18/10 - 10 turnovers vs. Old Dominion (ND 50 - Old Dominion 51)  
Committed 5 turnovers or less ..... was on 1/23/10 - 2 turnovers vs. DePaul (ND 87 - DePaul 77)\*  
Committed 25 turnovers ..... was on 2/8/00 - 26 turnovers vs. Villanova (ND 69 - Villanova 86)  
Forced 25 turnovers ..... was on 11/16/01 - 30 turnovers vs. New Hampshire (ND 95 - New Hampshire 53)

### An Irish player had ...

25+ points ..... was on 2/17/10 - Tim Abromaitis (29) vs. Louisville (2OT) (ND 89 - Louisville 91)  
30+ points ..... was on 2/4/10 - Luke Harangody (37) vs. Cincinnati (ND 83 - Cincinnati 65)\*  
35+ points ..... was on 2/4/10 - Luke Harangody (37) vs. Cincinnati (ND 83 - Cincinnati 65)\*  
40+ points ..... was on 2/28/08 - Luke Harangody (40) vs. Louisville (ND 85 - Louisville 90)  
15 or more rebounds ..... was on 2/7/10 - Luke Harangody (15) vs. USF (ND 65 - USF 62)\*  
20 rebounds ..... was on 3/22/08 - Luke Harangody (22) vs. Washington State (ND 41 - Washington State 61)  
a "double-double" ..... was on 3/18/10 - Carleton Scott (14 pts., 10 rebs.) vs. Old Dominion (ND 50 - Old Dominion 51)  
a "triple-double" ..... was on 11/16/01 - Chris Thomas (24 pts, 11 ast, 11 steals) vs. New Hampshire (ND 99 - New Hampshire 53)\*  
20 points and 10 rebounds ..... was on 3/10/10 - Luke Harangody (20 pts., 10 rebs.) vs. Seton Hall (ND 68 - Seton Hall 56)  
20 points and 20 rebounds ..... was on 1/8/01 - Troy Murphy (25 pts, 20 rebs) vs. Seton Hall (ND 76 - Seton Hall 78)  
10 assists ..... was on 1/18/10 - Tory Jackson (15) vs. Syracuse (ND 71 - Syracuse 84)\*  
10 blocks ..... was on 11/17/02 - Jordan Cornette (11) vs. Belmont (ND 76 - Belmont 48)\*#  
10 steals ..... was on 11/16/01 - Chris Thomas (11) vs. New Hampshire (ND 99, New Hampshire 53)\*#

### An opposing player had ...

25+ points ..... was on 2/17/10 - Samardo Samuels (36), Louisville (2OT) (ND 89 - Louisville 91)  
30+ points ..... was on 2/17/10 - Samardo Samuels (36), Louisville (2OT) (ND 89 - Louisville 91)  
35+ points ..... was on 2/17/10 - Samardo Samuels (36), Louisville (2OT) (ND 89 - Louisville 91)  
40+ points ..... was on 2/8/87 - Danny Manning (40), Kansas (ND 60 - Kansas 70)  
15 rebounds ..... was on 1/2/10 - Stanley Robinson (16), Connecticut (ND 70 - Connecticut 82)  
20 rebounds ..... was on 1/31/09 - DeJuan Blair (22), Pittsburgh (ND 80 - Pittsburgh 93)  
a "double-double" ..... was on 11/14/10 - John Brown (10 pts., 12 rebs.), Liberty (ND 72 - Liberty 51)\*  
a "triple-double" ..... was on 2/21/06 - Marcus Williams (18 pts, 10 rebs, 13 asts) Connecticut (ND 74 - Connecticut 75 - OT)  
20 points and 10 rebounds ..... was on 1/2/10 - Stanley Robinson (22 pts., 16 rebs.), Connecticut (ND 70 - Connecticut 82)  
20 points and 20 rebounds ..... was on 1/31/09 - DeJuan Blair (23 pts., 22 rebs.), Pittsburgh (ND 80 - Pittsburgh 93)  
10 assists ..... was on 2/11/10 - Eugene Harvey (10), Seton Hall (ND 87 - Seton Hall 90)  
10 blocks ..... was on 1/5/08 - Hasheem Thabeet (10), Connecticut (ND 73 - Connecticut 67)\*  
10 steals ..... was on 1/29/89 - Mark Macon (11), Temple (ND 64 - Temple 60)\*

\*indicates Notre Dame home game; #school record; @Purcell Pavilion record





## The Last Time In A BIG EAST Game...

### Notre Dame Recorded a ...

30-Point win ..... was on 2/12/09 - ND 90, Louisville 57 (33 points)\*  
 40-Point win ..... never  
 50-Point win ..... never  
 30-Point loss ..... was on 1/7/99 - ND 62, Villanova 93 (31 points)

### Notre Dame Shot ...

60% on FGs ..... was on 1/6/01 - 60.8% (31-51) vs. Rutgers (ND 87 - Rutgers 80)\*  
 65% on FGs ..... was on 1/30/02 - 66.7% (34-51) vs. Pittsburgh (ND 89 - Pittsburgh 76)\*  
 90% on FTs ..... was on 1/30/10 - 90.0% (9-10) vs. Rutgers (ND 73 - Rutgers 74)

### Notre Dame ...

Won 5 BIG EAST games in a row ..... was from 2/24/10 thru 3/11/10 (6 straight)  
 Won 10 BIG EAST games in a row ..... never  
 Lost 5 BIG EAST games in a row ..... was from 1/12/09 thru 2/4/09 - (6 straight)  
 Scored 100 points ..... was on 2/21/09 (ND 103 - Providence 84)  
     - Scored 100 points on the road ..... was on 2/21/09 (ND 103 - Providence 84)  
     - Scored 100 points on the neutral site ..... never  
     - Scored 100 points and lost ..... never  
 Allowed 100 points ..... was on 1/17/07 vs. Villanova (ND 87 - Villanova 102)  
 Scored less than 50 points ..... was on 1/6/07 vs. Georgetown (ND 48 - Georgetown 66)  
 Allowed less than 50 points ..... was on 3/11/10 vs. Pittsburgh (ND 50 - Pittsburgh 45)\*  
 Played an Overtime Game ..... was on 3/6/10 (OT) at Marquette (ND 63 - Marquette 60)  
     - Played in a Multi-Overtime Game ..... was on 2/17/10 (2OT) at Louisville (ND 89 - Louisville 91)  
 Won on a "last second" shot ..... was on 2/9/03 vs. Pittsburgh (ND 66 - Pittsburgh 64 - Torin Francis layup at 00:00.6)\*  
 Had 5 double figure scorers ..... was on 2/11/10 vs. Seton Hall (ND 87 - Seton Hall 90) Tory Jackson 25, Tim Abromaitis 18, Luke Harangody 13, Tyrone Nash 13, Ben Hansbrough 10  
 Had 6 double figure scorers ..... never  
 Had 7 double figure scorers ..... never  
 Had two double-figure rebounders was on 1/23/10 vs. DePaul (ND 87 - DePaul 77) Luke Harangody 11, Tyrone Nash 10, Ben Hansbrough 10\*  
 Had two players with double-doubles ..... was on 1/23/10 vs. DePaul (ND 87 - DePaul 77) Luke Harangody (24 pts, 11 rebs), Ben Hansbrough (15 pts, 10 rebs), Tyrone Nash (13 pts, 10 rebs)\*  
 Had three players with double-doubles . was on 1/23/10 vs. DePaul (ND 87 - DePaul 77) Luke Harangody (24 pts, 11 rebs), Ben Hansbrough (15 pts, 10 rebs), Tyrone Nash (13 pts, 10 rebs)\*  
 Had four players with double-doubles...was on 2/9/02 vs. Georgetown (Notre Dame 116, Georgetown 111 - 4OT) - Matt Carroll (30 pts, 10 rebs, Ryan Humphrey (23 pts, 14 rebs), Chris Thomas (22 pts, 12 asts.), Harold Swanagan (11 pts, 10 reb.)  
 Had two 30-point scorers ..... was on 2/18/06 vs. Seton Hall (ND 102 - Seton Hall 91) - Chris Quinn - 34, Colin Falls - 32  
 Had two 20-point scorers ..... was on 2/17/10 vs. Louisville (2OT) (ND 89 - Louisville 91) Tim Abromaitis 29, Ben Hansbrough 21  
 Had three 20-point scorers ..... was on 3/8/07 vs. Syracuse (ND 89 - Syracuse 83) - Russell Carter 24, Luke Harangody 20, Colin Falls 23  
 Made 10 three-point field goals ..... was on 2/24/10 - 10-18 (.556) vs. Pittsburgh (ND 68 - Pitt 53)\*  
 Committed 10 turnovers or less ..... was on 3/10/10 - 10 turnovers vs. Seton Hall (ND 68 - Seton Hall 56)  
 Committed 5 turnovers or less ..... was on 1/23/10 - 2 turnovers vs. DePaul (ND 87 - DePaul 77)\*  
 Committed 25 turnovers ..... was on 2/8/00 - 26 turnovers vs. Villanova (ND 69 - Villanova 86)  
 Forced 25 turnovers ..... never

### An Irish player had ...

25+ points ..... was on 2/17/10 - Tim Abromaitis (29) vs. Louisville (2OT) (ND 89 - Louisville 91)  
 30+ points ..... was on 2/4/10 - Luke Harangody (37) vs. Cincinnati (ND 83 - Cincinnati 65)\*  
 35+ points ..... was on 2/4/10 - Luke Harangody (37) vs. Cincinnati (ND 83 - Cincinnati 65)\*  
 40+ points ..... was on 2/28/08 - Luke Harangody (40) vs. Louisville (ND 85 - Louisville 90)  
 15 or more rebounds ..... was on 2/7/10 - Luke Harangody (15) vs. USF (ND 65 - USF 62)\*  
 20 rebounds ..... was on 1/8/01 - Troy Murphy (20) vs. Seton Hall (ND 76 - Seton Hall 78)  
 a "double-double" ..... was on 3/10/10 - Luke Harangody (20 pts., 10 rebs.) vs. Seton Hall (ND 68 - Seton Hall 56)  
 a "triple-double" ..... never  
 20 points and 10 rebounds ..... was on 2/4/10 - Luke Harangody (37 pts., 14 rebs.) vs. Cincinnati (ND 83 - Cincinnati 65)\*  
 20 points and 10 rebounds ..... was on 3/10/10 - Luke Harangody (20 pts., 10 rebs.) vs. Seton Hall (ND 68 - Seton Hall 56)  
 10 assists ..... was on 1/18/10 - Tory Jackson (15) vs. Syracuse (ND 71 - Syracuse 84)\*  
 10 blocks ..... never  
 10 steals ..... never

### An opposing player had ...

25+ points ..... was on 2/17/10 - Samardo Samuels (36), Louisville (2OT) (ND 89 - Louisville 91)  
 30+ points ..... was on 2/17/10 - Samardo Samuels (36), Louisville (2OT) (ND 89 - Louisville 91)  
 35+ points ..... was on 2/17/10 - Samardo Samuels (36), Louisville (2OT) (ND 89 - Louisville 91)  
 40+ points ..... never  
 15 rebounds ..... was on 1/2/10 - Stanley Robinson (16), Connecticut (ND 70 - Connecticut 82)  
 20 rebounds ..... was on 1/31/09 - DeJuan Blair (22), Pittsburgh (ND 80 - Pittsburgh 93)  
 a "double-double" ..... was on 3/3/10 - Gavin Edwards (10 pts., 11 rebs.), Connecticut (ND 58 - Connecticut 50)\*  
 a "triple-double" ..... was on 2/21/06 - Marcus Williams (18 pts, 10 rebs, 13 asts), Connecticut (ND 74 - Connecticut 75 - OT)  
 20 points and 10 rebounds ..... was on 1/2/10 - Stanley Robinson (22 pts., 16 rebs.), Connecticut (ND 70 - Connecticut 82)  
 20 points and 20 rebounds ..... was on 1/31/09 - DeJuan Blair (23 pts., 22 rebs.), Pittsburgh (ND 80 - Pittsburgh 93)  
 10 assists ..... was on 2/11/10 - Eugene Harvey (10), Seton Hall (ND 87 - Seton Hall 90)  
 10 blocks ..... was on 1/5/08 - Hasheem Thabeet (10), Connecticut (ND 73 - Connecticut 67)\*  
 10 steals ..... never

Note: Notre Dame began playing as a member of the BIG EAST Conference in 1995-96.

\* indicates Notre Dame home game; @ indicates Purcell Pavilion record; # indicates school record





# 0 Eric Atkins

Freshman • 6-2 • 173  
Columbia, Md. • Mount Saint Joseph

### Career Games With:

Double Figure Points .....	1
20-Plus Points.....	N/A
30-Plus Points.....	N/A
10-Plus Rebounds.....	N/A
10-Plus Assists .....	N/A
Double-Double .....	N/A

### QUICK HITS:

- Registered first points in an Irish uniform against Georgia Southern, posting 9 points on 4-4 shooting, including 1-1 from three-point range
- Reached double figures for the first time with the Irish, recording 10 points against Liberty

## Season and Career Bests

<b>Points</b>	Season 10 (vs. Liberty 11/14/10)	<b>FG's</b>	Season 4 (on two occasions)
Career 10 (vs. Liberty 11/14/10)	Career 4 (on two occasions)	<b>3PT FG's</b>	Season 2 (vs. Liberty 11/14/10)
<b>Rebounds</b>	Season 3 (vs. Georgia Southern 11/12/10)	Career 2 (vs. Liberty 11/14/10)	<b>FT's</b>
Career 3 (vs. Georgia Southern 11/12/10)	Career --	Season --	Career --
<b>Assists</b>	Season 4 (vs. Liberty 11/14/10)	<b>Minutes</b>	Season 22 (on two occasions)
Career 4 (vs. Liberty 11/14/10)	Career --	Career 22 (on two occasions)	
<b>Steals</b>	Season --		
Career --			
<b>Blocks</b>	Season --		
Career --			

## Game-By-Game Stats

	Start	FG-A	3P-A	FT-A	Reb	PF	TP	A	TO	BK	S	Min
Georgia Southern		4-4	1-1	0-0	3	1	9	3	2	0	0	22
Liberty		4-7	2-3	0-0	1	0	10	4	1	0	0	22
Chicago State												
Maine												
Georgia												
California/Temple												
BC/TAMUWisc./Manhattan												
Indiana State												
Kentucky												
Gonzaga												
Stony Brook												
UMBC												
Georgetown												
Syracuse												
Connecticut												
St. John's												
Marquette												
St. John's												
Cincinnati												
Marquette												
Pittsburgh												
DePaul												
Rutgers												
Louisville												
USF												
West Virginia												
Providence												
Seton Hall												
Villanova												
Connecticut												

### Career Stats vs. BIG EAST

Opponent	GP-GS	Min.	FG-A	3PT-A	FT-A	Reb.	A	PF	B	S	Pts.
Cincinnati	0-0	0	0-0	0-0	0-0	0/0.0	0	0	0	0	0/0.0
Connecticut	0-0	0	0-0	0-0	0-0	0/0.0	0	0	0	0	0/0.0
DePaul	0-0	0	0-0	0-0	0-0	0/0.0	0	0	0	0	0/0.0
Georgetown	0-0	0	0-0	0-0	0-0	0/0.0	0	0	0	0	0/0.0
Louisville	0-0	0	0-0	0-0	0-0	0/0.0	0	0	0	0	0/0.0
Marquette	0-0	0	0-0	0-0	0-0	0/0.0	0	0	0	0	0/0.0
Pittsburgh	0-0	0	0-0	0-0	0-0	0/0.0	0	0	0	0	0/0.0
Providence	0-0	0	0-0	0-0	0-0	0/0.0	0	0	0	0	0/0.0
Rutgers	0-0	0	0-0	0-0	0-0	0/0.0	0	0	0	0	0/0.0
St. John's	0-0	0	0-0	0-0	0-0	0/0.0	0	0	0	0	0/0.0
Seton Hall	0-0	0	0-0	0-0	0-0	0/0.0	0	0	0	0	0/0.0
USF	0-0	0	0-0	0-0	0-0	0/0.0	0	0	0	0	0/0.0
Syracuse	0-0	0	0-0	0-0	0-0	0/0.0	0	0	0	0	0/0.0
Villanova	0-0	0	0-0	0-0	0-0	0/0.0	0	0	0	0	0/0.0
West Virginia	0-0	0	0-0	0-0	0-0	0/0.0	0	0	0	0	0/0.0


### Career Statistics

Season	GP-GS	Min	Avg	FG-A	Pct	3FG-A	Pct	FT-A	Pct	O-D-TOT	Avg	PF-FO	Ast	TO	Blk	Stl	Pts	Avg
2010-11	2-0	44	22.0	8-11	.727	3-4	.750	0-0	.000	0-4-4	2.0	1-0	7	3	0	0	19	9.5
<b>TOTAL</b>	<b>2-0</b>	<b>44</b>	<b>22.0</b>	<b>8-11</b>	<b>.727</b>	<b>3-4</b>	<b>.750</b>	<b>0-0</b>	<b>.000</b>	<b>0-4-4</b>	<b>2.0</b>	<b>1-0</b>	<b>7</b>	<b>3</b>	<b>0</b>	<b>0</b>	<b>19</b>	<b>9.5</b>

### Career BIG EAST Statistics

Season	GP-GS	Min	Avg	FG-A	Pct	3FG-A	Pct	FT-A	Pct	O-D-TOT	Avg	PF-FO	Ast	TO	Blk	Stl	Pts	Avg
2010-11																		
<b>TOTAL</b>																		





# 1 Tyrone Nash

Senior • 6-8 • 232

Queens, N.Y. • Lawrence Woodmere Academy & Northfield Mt. Hermon

### Career Games With:

Double Figure Points .....	15
20-Plus Points .....	N/A
30-Plus Points .....	N/A
10-Plus Rebounds .....	3
10-Plus Assists .....	N/A
Double-Double .....	1

### QUICK HITS:

- Has started in 38 contests over career for the Irish, including a string of 37 consecutive games, both leading the current roster
- Set a career high in free throws, knocking down 12 against Liberty (on 15 attempts), also tying his career high in points with 16 against the Flames

## Season and Career Bests

<b>Points</b>	Season 16 (vs. Liberty 11/14/10)	<b>FG's</b>	Season 2 (on two occasions)
Career 16 (on two occasions)	Career 6 (vs. Loyola Marymount 12/12/09)	<b>3PT FG's</b>	Season --
<b>Rebounds</b>	Season 9 (vs. Liberty 11/14/10)	Career --	<b>FT's</b>
Career 11 (vs. Villanova 3/2/09)	Career 3 (on three occasions)	Season 12 (vs. Liberty 11/14/10)	Career 12 (vs. Liberty 11/14/10)
<b>Assists</b>	Season 1 (on two occasions)	<b>Minutes</b>	Season 28 (vs. Liberty 11/14/10)
Career 6 (vs. Pittsburgh 3/11/10)	Career 3 (on three occasions)	Career 38 (vs. St. John's 2/14/10)	
<b>Steals</b>	Season 1 (vs. Georgia Southern (11/12/10)		
Career 3 (on three occasions)			
<b>Blocks</b>	Season --		
Career 3 (vs. USF 2/7/10)			

## Game-By-Game Stats

	Start	FG-A	3P-A	FT-A	Reb	PF	TP	A	TO	BK	S	Min
Georgia Southern	*	2-3	0-0	3-4	2	2	7	1	1	0	1	22
Liberty	*	2-4	0-0	12-15	9	0	16	1	1	0	0	28
Chicago State												
Maine												
Georgia												
California/Temple												
BC/TAMUWisc./Manhattan												
Indiana State												
Kentucky												
Gonzaga												
Sony Brook												
UMBC												
Georgetown												
Syracuse												
Connecticut												
St. John's												
Marquette												
St. John's												
Cincinnati												
Marquette												
Pittsburgh												
DePaul												
Rutgers												
Louisville												
USF												
West Virginia												
Providence												
Seton Hall												
Villanova												
Connecticut												

### Career Stats vs. BIG EAST

Opponent	GP-GS	Min.	FG-A	3PT-A	FT-A	Reb.	A	PF	B	S	Pts.
Cincinnati	2-2	39	1-2	0-0	2-5	6/3.0	2	9	0	1	4/2.0
Connecticut	4-2	77	13-28	0-0	2-8	22/5.5	5	6	0	3	28/7.0
DePaul	2-1	34	4-6	0-0	5-7	10/5.0	2	2	0	0	13/6.5
Georgetown	3-1	33	2-3	0-0	4-5	6/2.0	3	2	1	0	8/2.3
Louisville	2-1	42	2-6	0-0	0-2	10/5.0	4	6	1	1	4/2.0
Marquette	3-1	48	4-6	0-0	7-10	11/5.5	3	6	0	2	15/7.5
Pittsburgh	3-1	81	6-11	0-0	9-14	14/4.7	9	4	2	4	21/7.0
Providence	2-1	38	8-13	0-0	0-0	10/5.0	0	6	1	1	16/8.0
Rutgers	2-1	34	6-8	0-0	1-4	3/1.5	2	5	0	3	13/4.3
St. John's	3-1	65	5-10	0-0	6-9	8/2.7	7	5	2	3	16/5.3
Seton Hall	3-2	66	8-14	0-1	6-12	13/4.3	2	6	0	1	22/7.3
USF	4-2	66	7-16	0-0	10-12	18/4.5	3	9	3	2	24/6.0
Syracuse	3-1	21	0-3	0-0	1-2	2/0.7	0	4	0	1	1/0.3
Villanova	2-2	48	5-8	0-0	6-13	17/8.5	3	8	0	1	16/8.0
West Virginia	4-2	86	7-11	0-0	5-11	18/4.5	4	11	1	0	19/4.8

## Career Statistics


Season	GP-GS	Min	Avg	FG-A	Pct	3FG-A	Pct	FT-A	Pct	O-D-TOT	Avg	PF-FO	Ast	TO	Blk	Stl	Pts	Avg
2007-08	15-0	59	3.9	6-13	.462	0-1	.000	3-11	.273	8-12-20	1.3	6-0	5	3	1	2	15	1.0
2008-09	34-1	384	11.3	37-73	.507	0-0	.000	27-50	.540	51-70-121	3.6	52-2	23	13	6	15	101	3.0
2009-10	35-35	923	26.4	96-177	.542	0-0	.000	80-133	.602	79-104-183	5.2	101-3	59	48	16	24	272	7.8
2010-11	2-2	50	25.0	4-7	.571	0-0	.000	15-19	.789	4-7-11	5.5	2-0	2	2	0	1	23	11.5
<b>TOTAL</b>	<b>86-38</b>	<b>1416</b>	<b>16.5</b>	<b>143-270</b>	<b>.530</b>	<b>0-1</b>	<b>.000</b>	<b>125-213</b>	<b>.587</b>	<b>142-193-335</b>	<b>3.9</b>	<b>161-5</b>	<b>89</b>	<b>66</b>	<b>23</b>	<b>42</b>	<b>411</b>	<b>4.8</b>

## Career BIG EAST Statistics

Season	GP-GS	Min	Avg	FG-A	Pct	3FG-A	Pct	FT-A	Pct	O-D-TOT	Avg	PF-FO	Ast	TO	Blk	Stl	Pts	Avg
2007-08	6-0	9	1.5	1-2	.500	0-1	.000	2-4	.500	1-1-2	0.3	0-0	0	0	0	0	4	0.7
2008-09	16-1	148	9.3	17-30	.567	0-0	.000	5-18	.278	21-26-47	2.9	25-1	7	2	2	6	39	2.4
2009-10	18-18	508	28.2	52-100	.520	0-0	.000	52-77	.675	45-55-100	5.6	59-3	33	21	8	14	156	8.7
2010-11										Has Not Played								
<b>TOTAL</b>	<b>40-19</b>	<b>665</b>	<b>16.6</b>	<b>70-132</b>	<b>.530</b>	<b>0-1</b>	<b>.000</b>	<b>59-99</b>	<b>.596</b>	<b>67-82-149</b>	<b>3.7</b>	<b>84-4</b>	<b>40</b>	<b>23</b>	<b>10</b>	<b>20</b>	<b>199</b>	<b>5.0</b>







# 5 Tom Kopko | Senior • 6-2 • 187 Chicago, Ill. • St. Laurence

### Career Games With:

Double Figure Points.....	N/A
20-Plus Points.....	N/A
30-Plus Points.....	N/A
10-Plus Rebounds.....	N/A
10-Plus Assists.....	N/A
Double-Double.....	N/A

### QUICK HITS:

- Played in each of the first two contests of the season (Georgia Southern, Liberty)

## Season and Career Bests

<b>Points</b>	Season --	<b>FG's</b>	Season --
Career 5 (vs. Northern Illinois 12/8/07)		Career 2 (vs. Northern Illinois 12/8/07)	
<b>Rebounds</b>	Season 1 (vs. Georgia Southern 11/12/10)	<b>3PT FG's</b>	Season --
Career 2 (vs. Monmouth 11/16/07)		Career 1 (on two occasions)	
<b>Assists</b>	Season --	<b>FT's</b>	Season --
Career 1 (on two occasions)		Career 1 (vs. Savannah State 12/22/08)	
<b>Steals</b>	Season --	<b>Minutes</b>	Season 3 (vs. Georgia Southern 11/12/10)
Career 1 (vs. USC Upstate 11/16/08)		Career 5 (vs. Northern Illinois 12/8/07)	
<b>Blocks</b>	Season --		
Career --			

## Game-By-Game Stats

	Start	FG-A	3P-A	FT-A	Reb	PF	TP	A	TO	BK	S	Min
Georgia Southern		0-2	0-1	0-0	1	0	0	0	0	0	0	3
Liberty		0-0	0-0	0-0	0	0	0	0	0	0	0	1
Chicago State												
Maine												
Georgia												
California/Temple												
BC/TAMUWisc./Manhattan												
Indiana State												
Kentucky												
Gonzaga												
Stony Brook												
UMBC												
Georgetown												
Syracuse												
Connecticut												
St. John's												
Marquette												
St. John's												
Cincinnati												
Marquette												
Pittsburgh												
DePaul												
Rutgers												
Louisville												
USF												
West Virginia												
Providence												
Seton Hall												
Villanova												
Connecticut												

### Career Stats vs. BIG EAST

Opponent	GP-GS	Min.	FG-A	3PT-A	FT-A	Reb.	A	PF	B	S	Pts.
Cincinnati	0-0	0	0-0	0-0	0-0	0/0.0	0	0	0	0	0/0.0
Connecticut	0-0	0	0-0	0-0	0-0	0/0.0	0	0	0	0	0/0.0
DePaul	0-0	0	0-0	0-0	0-0	0/0.0	0	0	0	0	0/0.0
Georgetown	0-0	0	0-0	0-0	0-0	0/0.0	0	0	0	0	0/0.0
Louisville	0-0	0	0-0	0-0	0-0	0/0.0	0	0	0	0	0/0.0
Marquette	0-0	0	0-0	0-0	0-0	0/0.0	0	0	0	0	0/0.0
Pittsburgh	0-0	0	0-0	0-0	0-0	0/0.0	0	0	0	0	0/0.0
Providence	0-0	0	0-0	0-0	0-0	0/0.0	0	0	0	0	0/0.0
Rutgers	0-0	0	0-0	0-0	0-0	0/0.0	0	0	0	0	0/0.0
St. John's	0-0	0	0-0	0-0	0-0	0/0.0	0	0	0	0	0/0.0
Seton Hall	1-0	1	0-0	0-0	0-0	0/0.0	0	0	0	0	0/0.0
South Florida	0-0	0	0-0	0-0	0-0	0/0.0	0	0	0	0	0/0.0
Syracuse	0-0	0	0-0	0-0	0-0	0/0.0	0	0	0	0	0/0.0
Villanova	0-0	0	0-0	0-0	0-0	0/0.0	0	0	0	0	0/0.0
West Virginia	0-0	0	0-0	0-0	0-0	0/0.0	0	0	0	0	0/0.0

## Career Statistics

Season	GP-GS	Min	Avg	FG-A	Pct	3FG-A	Pct	FT-A	Pct	O-D-TOT	Avg	PF-FO	Ast	TO	Blk	Stl	Pts	Avg
2007-08	5-0	11	2.2	2-4	.500	1-3	.333	0-1	.000	1-1-2	0.4	1-0	0	0	0	0	5	1.0
2008-09	6-0	12	2.0	3-7	.429	0-3	.000	1-2	.500	0-0-0	0.0	0-0	3	1	0	2	7	1.2
2009-10	8-0	13	1.6	3-6	.500	2-4	.500	0-0	.000	0-0-0	0.0	2-0	0	1	0	0	8	1.0
2010-11	2-0	4	2.0	0-2	.000	0-1	.000	0-0	.000	1-0-1	0.5	0-0	0	0	0	0	0	0
<b>TOTAL</b>	<b>21-0</b>	<b>40</b>	<b>1.9</b>	<b>8-19</b>	<b>.421</b>	<b>3-11</b>	<b>.273</b>	<b>1-3</b>	<b>.333</b>	<b>2-1-3</b>	<b>0.1</b>	<b>3-0</b>	<b>3</b>	<b>2</b>	<b>0</b>	<b>2</b>	<b>20</b>	<b>1.0</b>

## Career BIG EAST Statistics

Season	GP-GS	Min	Avg	FG-A	Pct	3FG-A	Pct	FT-A	Pct	O-D-TOT	Avg	PF-FO	Ast	TO	Blk	Stl	Pts	Avg
2007-08	1-0	0	0.0	0-0	.000	0-0	.000	0-0	.000	0-0-0	0.0	0-0	0	0	0	0	0	0.0
2008-09																		
2009-10																		
2010-11																		
<b>TOTAL</b>	<b>1-0</b>	<b>0</b>	<b>0.0</b>	<b>0-0</b>	<b>.000</b>	<b>0-0</b>	<b>.000</b>	<b>0-0</b>	<b>.000</b>	<b>0-0-0</b>	<b>0.0</b>	<b>0-0</b>	<b>0</b>	<b>0</b>	<b>0</b>	<b>0</b>	<b>0</b>	<b>0.0</b>





# 12 Alex Dragicevich | Freshman • 6-8 • 215 Northbrook, Ill. • Glenbrook North

### Career Games With:

Double Figure Points.....	N/A
20-Plus Points.....	N/A
30-Plus Points.....	N/A
10-Plus Rebounds.....	N/A
10-Plus Assists.....	N/A
Double-Double.....	N/A

### QUICK HITS:

- Scored first points with the Irish against Georgia Southern, recording 9 points on 2-5 shooting, including a perfect 4-4 from the free throw line

## Season and Career Bests

<b>Points</b>		<b>FG's</b>	
Season	9 (vs. Georgia Southern 11/12/10)	Season	2 (vs. Georgia Southern 11/12/10)
Career	9 (vs. Georgia Southern 11/12/10)	Career	2 (vs. Georgia Southern 11/12/10)
<b>Rebounds</b>		<b>3PT FG's</b>	
Season	--	Season	1 (vs. Georgia Southern 11/12/10)
Career	--	Career	1 (vs. Georgia Southern 11/12/10)
<b>Assists</b>		<b>FT's</b>	
Season	--	Season	4 (vs. Georgia Southern 11/12/10)
Career	--	Career	4 (vs. Georgia Southern 11/12/10)
<b>Steals</b>		<b>Minutes</b>	
Season	--	Season	10 (vs. Georgia Southern 11/12/10)
Career	--	Career	10 (vs. Georgia Southern 11/12/10)
<b>Blocks</b>			
Season	--		
Career	--		

## Game-By-Game Stats

	Start	FG-A	3P-A	FT-A	Reb	PF	TP	A	TO	BK	S	Min
Georgia Southern		2-5	1-2	4-4	3	1	9	0	0	0	0	10
Liberty		0-0	0-0	0-0	0	0	0	0	0	0	0	1
Chicago State												
Maine												
Georgia												
California/Temple												
BC/TAMUWisc./Manhattan												
Indiana State												
Kentucky												
Gonzaga												
Stony Brook												
UMBC												
Georgetown												
Syracuse												
Connecticut												
St. John's												
Marquette												
St. John's												
Cincinnati												
Marquette												
Pittsburgh												
DePaul												
Rutgers												
Louisville												
USF												
West Virginia												
Providence												
Seton Hall												
Villanova												
Connecticut												

### Career Stats vs. BIG EAST

Opponent	GP-GS	Min.	FG-A	3PT-A	FT-A	Reb.	A	PF	B	S	Pts.
Cincinnati	0-0	0	0-0	0-0	0-0	0/0.0	0	0	0	0	0/0.0
Connecticut	0-0	0	0-0	0-0	0-0	0/0.0	0	0	0	0	0/0.0
DePaul	0-0	0	0-0	0-0	0-0	0/0.0	0	0	0	0	0/0.0
Georgetown	0-0	0	0-0	0-0	0-0	0/0.0	0	0	0	0	0/0.0
Louisville	0-0	0	0-0	0-0	0-0	0/0.0	0	0	0	0	0/0.0
Marquette	0-0	0	0-0	0-0	0-0	0/0.0	0	0	0	0	0/0.0
Pittsburgh	0-0	0	0-0	0-0	0-0	0/0.0	0	0	0	0	0/0.0
Providence	0-0	0	0-0	0-0	0-0	0/0.0	0	0	0	0	0/0.0
Rutgers	0-0	0	0-0	0-0	0-0	0/0.0	0	0	0	0	0/0.0
St. John's	0-0	0	0-0	0-0	0-0	0/0.0	0	0	0	0	0/0.0
Seton Hall	0-0	0	0-0	0-0	0-0	0/0.0	0	0	0	0	0/0.0
USF	0-0	0	0-0	0-0	0-0	0/0.0	0	0	0	0	0/0.0
Syracuse	0-0	0	0-0	0-0	0-0	0/0.0	0	0	0	0	0/0.0
Villanova	0-0	0	0-0	0-0	0-0	0/0.0	0	0	0	0	0/0.0
West Virginia	0-0	0	0-0	0-0	0-0	0/0.0	0	0	0	0	0/0.0

## Career Statistics

Season	GP-GS	Min	Avg	FG-A	Pct	3FG-A	Pct	FT-A	Pct	O-D-TOT	Avg	PF-FO	Ast	TO	Blk	Stl	Pts	Avg
2010-11	2-0	11	5.5	2-5	.400	1-2	.500	4-4	1.000	1-2-3	1.5	1-0	0	0	0	0	9	4.5
<b>TOTAL</b>	<b>2-0</b>	<b>11</b>	<b>5.5</b>	<b>2-5</b>	<b>.400</b>	<b>1-2</b>	<b>.500</b>	<b>4-4</b>	<b>1.000</b>	<b>1-2-3</b>	<b>1.5</b>	<b>1-0</b>	<b>0</b>	<b>0</b>	<b>0</b>	<b>0</b>	<b>9</b>	<b>4.5</b>

## Career BIG EAST Statistics

Season	GP-GS	Min	Avg	FG-A	Pct	3FG-A	Pct	FT-A	Pct	O-D-TOT	Avg	PF-FO	Ast	TO	Blk	Stl	Pts	Avg
2010-11																		
<b>TOTAL</b>																		





# 14 Scott Martin | Senior • 6-8 • 219 Valparaiso, Ind. • Valparaiso

### Career Games With:

Double Figure Points .....	13 (0 with ND)
20-Plus Points .....	N/A
30-Plus Points .....	N/A
10-Plus Rebounds .....	N/A
10-Plus Assists .....	N/A
Double-Double .....	N/A

### QUICK HITS:

- Returned to the court for first time since '07-08 season against Georgia Southern, scoring 7 points along with 5 rebounds in 22 minutes of play

## Season and Career Bests

<b>Points</b>	Season 7 (vs. Georgia Southern 11/12/10)	<b>FG's</b>	Season 2 (on two occasions)
Career 17 (vs. Missouri St. 12/23/07)	Career 6 (on two occasions)	<b>3PT FG's</b>	Season 1 (vs. Liberty 11/14/10)
<b>Rebounds</b>	Season 5 (vs. Georgia Southern 11/12/10)	Career 2 (on six occasions)	<b>FT's</b>
Career 9 (vs. Northwestern 3/1/08)	Career 8 (vs. Florida International 12/29/07)	<b>Minutes</b>	Season 29 (vs. Liberty 11/14/10)
<b>Assists</b>	Season 3 (vs. Liberty 11/14/10)	Career 33 (vs. Indiana State 12/1/07)	Career 3 (vs. Georgia Southern 11/12/10)
Career 5 (vs. Minnesota 2/27/08)	<b>Steals</b>	Season 1 (vs. Liberty 11/14/10)	Career 4 (vs. Clemson 11/27/07)
<b>Blocks</b>	Season 1 (vs. Liberty 11/14/10)	Career 3 (on two occasions)	
Career 3 (on two occasions)			

## Game-By-Game Stats

	Start	FG-A	3P-A	FT-A	Reb	PF	TP	A	TO	BK	S	Min
Georgia Southern	*	2-7	0-3	3-3	5	4	7	2	2	0	0	22
Liberty	*	2-9	1-5	1-4	3	0	6	3	2	1	1	29
Chicago State												
Maine												
Georgia												
California/Temple												
BC/TAMUWisc./Manhattan												
Indiana State												
Kentucky												
Gonzaga												
Stony Brook												
UMBC												
Georgetown												
Syracuse												
Connecticut												
St. John's												
Marquette												
St. John's												
Cincinnati												
Marquette												
Pittsburgh												
DePaul												
Rutgers												
Louisville												
USF												
West Virginia												
Providence												
Seton Hall												
Villanova												
Connecticut												

### Career Stats vs. BIG EAST

Opponent	GP-GS	Min.	FG-A	3PT-A	FT-A	Reb.	A	PF	B	S	Pts.
Cincinnati	0-0	0	0-0	0-0	0-0	0/0.0	0	0	0	0	0/0.0
Connecticut	0-0	0	0-0	0-0	0-0	0/0.0	0	0	0	0	0/0.0
DePaul	0-0	0	0-0	0-0	0-0	0/0.0	0	0	0	0	0/0.0
Georgetown	0-0	0	0-0	0-0	0-0	0/0.0	0	0	0	0	0/0.0
Louisville	1-1	22	3-6	0-1	5-8	3/3.0	0	4	0	1	11/11.0
Marquette	0-0	0	0-0	0-0	0-0	0/0.0	0	0	0	0	0/0.0
Pittsburgh	0-0	0	0-0	0-0	0-0	0/0.0	0	0	0	0	0/0.0
Providence	0-0	0	0-0	0-0	0-0	0/0.0	0	0	0	0	0/0.0
Rutgers	0-0	0	0-0	0-0	0-0	0/0.0	0	0	0	0	0/0.0
St. John's	0-0	0	0-0	0-0	0-0	0/0.0	0	0	0	0	0/0.0
Seton Hall	0-0	0	0-0	0-0	0-0	0/0.0	0	0	0	0	0/0.0
USF	0-0	0	0-0	0-0	0-0	0/0.0	0	0	0	0	0/0.0
Syracuse	0-0	0	0-0	0-0	0-0	0/0.0	0	0	0	0	0/0.0
Villanova	0-0	0	0-0	0-0	0-0	0/0.0	0	0	0	0	0/0.0
West Virginia	0-0	0	0-0	0-0	0-0	0/0.0	0	0	0	0	0/0.0

## Career Statistics

Season	GP-GS	Min	Avg	FG-A	Pct	3FG-A	Pct	FT-A	Pct	O-D-TOT	Avg	PF-FO	Ast	TO	Blk	Stl	Pts	Avg
2007-08	32-8	700	21.9	84-225	.373	26-83	.313	78-112	.696	42-79-121	3.8	78-3	44	48	21	31	272	8.5
2008-09										Sat Out Due To NCAA Transfer Rules								
2009-10										Did Not Play Due To Injury								
2010-11	2-2	51	25.5	4-16	.250	1-8	.125	4-7	.571	3-5-8	4.0	4-0	5	4	1	1	13	6.5
<b>TOTAL</b>	<b>34-10</b>	<b>751</b>	<b>22.1</b>	<b>88-241</b>	<b>.365</b>	<b>27-91</b>	<b>.297</b>	<b>82-119</b>	<b>.689</b>	<b>45-84-129</b>	<b>3.8</b>	<b>82-3</b>	<b>49</b>	<b>52</b>	<b>22</b>	<b>32</b>	<b>285</b>	<b>8.4</b>

## Career BIG EAST Statistics

Season	GP-GS	Min	Avg	FG-A	Pct	3FG-A	Pct	FT-A	Pct	O-D-TOT	Avg	PF-FO	Ast	TO	Blk	Stl	Pts	Avg
2008-09										Sat Out Due To NCAA Transfer Rules								
2009-10										Did Not Play Due To Injury								
2010-11										Has Not Played								
<b>TOTAL</b>	<b>0-0</b>	<b>0</b>	<b>0.0</b>	<b>0-0</b>	<b>.000</b>	<b>0-0</b>	<b>.000</b>	<b>0-0</b>	<b>.000</b>	<b>0-0-0</b>	<b>0.0</b>	<b>0-0</b>	<b>0</b>	<b>0</b>	<b>0</b>	<b>0</b>	<b>0</b>	<b>0.0</b>







# 21 Tim Abromaitis | Graduate Student • 6-8 • 235 Unionville, Conn. • Farmington

### Career Games With:

Double Figure Points.....	30
20-Plus Points.....	8
30-Plus Points.....	2
10-Plus Rebounds.....	1
10-Plus Assists.....	N/A
Double-Double.....	1

### QUICK HITS:

- Has started 28 of the last 29 contests for the Irish
- Reached double-figure points two times this season

## Season and Career Bests

<b>Points</b>	Season 13 (vs. Liberty 11/14/10)	<b>FG's</b>	Season 4 (vs. Liberty 11/14/10)
Career 31 (vs. UCF 12/6/09)	Career 11 (vs. Louisville 2/17/10)	<b>3PT FG's</b>	Season 2 (vs. Liberty 11/14/10)
<b>Rebounds</b>	Season 7 (vs. Liberty 11/14/10)	Career 5 (on three occasions)	<b>FT's</b>
Career 10 (vs. Rutgers 1/30/10)	Career 12 (vs. Seton Hall 2/11/10)	<b>Minutes</b>	Season 34 (vs. Liberty 11/14/10)
<b>Assists</b>	Season 3 (vs. Georgia Southern 11/12/10)	Career 45 (vs. Louisville 2/17/10)	
Career 3 (on five occasions)			
<b>Steals</b>	Season 2 (vs. Liberty 11/14/10)		
Career 2 (on three occasions)			
<b>Blocks</b>	Season 1 (vs. Liberty 11/14/10)		
Career 2 (vs. Georgetown 2/27/10)			

## Game-By-Game Stats

	Start	FG-A	3P-A	FT-A	Reb	PF	TP	A	TO	BK	S	Min
Georgia Southern	*	2-13	1-7	5-6	5	1	10	3	1	0	0	22
Liberty	*	4-12	2-9	3-4	7	2	13	0	2	1	2	34
Chicago State												
Maine												
Georgia												
California/Temple												
BC/TAMUWisc./Manhattan												
Indiana State												
Kentucky												
Gonzaga												
Stony Brook												
UMBC												
Georgetown												
Syracuse												
Connecticut												
St. John's												
Marquette												
St. John's												
Cincinnati												
Marquette												
Pittsburgh												
DePaul												
Rutgers												
Louisville												
USF												
West Virginia												
Providence												
Seton Hall												
Villanova												
Connecticut												

### Career Stats vs. BIG EAST

Opponent	GP-GS	Min.	FG-A	3PT-A	FT-A	Reb.	A	PF	B	S	Pts.
Cincinnati	2-2	66	11-20	4-5	12-15	11/5.5	4	6	1	3	38/19.0
Connecticut	2-1	70	7-21	2-9	2-2	8/4.0	2	4	0	2	18/9.0
DePaul	1-1	33	9-16	5-9	7-8	6/6.0	3	0	0	1	30/30.0
Georgetown	2-1	36	7-19	1-9	6-6	4/2.0	3	2	2	1	21/10.5
Louisville	1-1	45	11-18	2-4	5-6	5/5.0	0	4	1	0	29/29.0
Marquette	2-1	44	6-18	1-9	7-8	9/4.5	4	0	0	0	20/10.0
Pittsburgh	2-2	73	7-15	3-6	7-8	7/3.5	1	2	2	0	24/12.0
Providence	1-1	30	8-14	5-8	1-2	7/7.0	1	2	0	0	22/22.0
Rutgers	1-1	39	6-13	3-7	2-2	10/10.0	2	4	0	0	17/17.0
St. John's	1-1	39	7-11	4-6	6-8	6/6.0	1	1	0	1	24/24.0
Seton Hall	3-2	66	5-13	3-7	14-14	14/4.7	2	5	0	0	27/9.0
USF	2-2	63	7-16	3-8	1-1	8/4.0	5	3	0	1	18/9.0
Syracuse	1-1	38	10-17	5-11	1-2	2/2.0	3	4	1	0	26/26.0
Villanova	1-1	37	3-13	2-8	8-10	5/5.0	2	3	0	0	16/16.0
West Virginia	2-2	64	6-14	3-7	9-11	11/5.5	2	6	0	2	24/12.0

## Career Statistics

Season	GP-GS	Min	Avg	FG-A	Pct	3FG-A	Pct	FT-A	Pct	O-D-TOT	Avg	PF-FO	Ast	TO	Blk	Stl	Pts	Avg
2007-08	12-0	40	3.3	6-21	.286	1-8	.125	7-7	1.000	5-7-12	1.0	5-0	3	4	1	1	20	1.7
2008-09										Did Not Play								
2009-10	35-26	1104	31.5	183-370	.495	81-189	.429	117-134	.873	43-123-166	4.7	76-1	52	42	11	17	564	16.1
2010-11	2-2	56	28.0	6-25	.240	3-16	.188	8-10	.800	2-10-12	6.0	3-0	3	3	1	2	23	11.5
<b>TOTAL</b>	<b>49-28</b>	<b>1200</b>	<b>24.5</b>	<b>195-416</b>	<b>.469</b>	<b>85-213</b>	<b>.399</b>	<b>132-151</b>	<b>.874</b>	<b>50-140-190</b>	<b>3.9</b>	<b>84-1</b>	<b>58</b>	<b>49</b>	<b>13</b>	<b>20</b>	<b>607</b>	<b>12.4</b>

## Career BIG EAST Statistics

Season	GP-GS	Min	Avg	FG-A	Pct	3FG-A	Pct	FT-A	Pct	O-D-TOT	Avg	PF-FO	Ast	TO	Blk	Stl	Pts	Avg
2007-08	3-0	5	1.7	1-2	.500	0-1	.000	2-2	1.000	0-0-0	0.0	1-0	1	1	0	0	4	1.3
2008-09										Did Not Play								
2009-10	18-17	647	35.9	102-217	.470	45-109	.413	78-90	.867	28-74-102	5.7	37-1	34	25	6	9	327	18.2
2010-11										Has Not Played								
<b>TOTAL</b>	<b>21-17</b>	<b>652</b>	<b>31.0</b>	<b>103-219</b>	<b>.470</b>	<b>45-110</b>	<b>.409</b>	<b>80-92</b>	<b>.870</b>	<b>28-74-102</b>	<b>4.9</b>	<b>38-1</b>	<b>35</b>	<b>26</b>	<b>6</b>	<b>9</b>	<b>331</b>	<b>15.8</b>





# 22 Jerian Grant | Freshman • 6-5 • 185 Bowie, Md. • DeMatha

### Career Games With:

Double Figure Points.....	N/A
20-Plus Points.....	N/A
30-Plus Points.....	N/A
10-Plus Rebounds.....	N/A
10-Plus Assists.....	N/A
Double-Double.....	N/A

### QUICK HITS:

- Has not played during the 2010-11 season due to injury

## Season and Career Bests

<b>Points</b>		<b>FG's</b>	
Season	--	Season	--
Career	--	Career	--
<b>Rebounds</b>		<b>3PT FG's</b>	
Season	--	Season	--
Career	--	Career	--
<b>Assists</b>		<b>FT's</b>	
Season	--	Season	--
Career	--	Career	--
<b>Steals</b>		<b>Minutes</b>	
Season	--	Season	--
Career	--	Career	--
<b>Blocks</b>			
Season	--		
Career	--		

## Game-By-Game Stats

	Start	FG-A	3P-A	FT-A	Reb	PF	TP	A	TO	BK	S	Min
Georgia Southern												DNP - Injured
Liberty												DNP - Injured
Chicago State												
Maine												
Georgia												
California/Temple												
BC/TAMUWisc./Manhattan												
Indiana State												
Kentucky												
Gonzaga												
Stony Brook												
UMBC												
Georgetown												
Syracuse												
Connecticut												
St. John's												
Marquette												
St. John's												
Cincinnati												
Marquette												
Pittsburgh												
DePaul												
Rutgers												
Louisville												
USF												
West Virginia												
Providence												
Seton Hall												
Villanova												
Connecticut												

### Career Stats vs. BIG EAST

Opponent	GP-GS	Min.	FG-A	3PT-A	FT-A	Reb.	A	PF	B	S	Pts.
Cincinnati	0-0	0	0-0	0-0	0-0	0/0.0	0	0	0	0	0/0.0
Connecticut	0-0	0	0-0	0-0	0-0	0/0.0	0	0	0	0	0/0.0
DePaul	0-0	0	0-0	0-0	0-0	0/0.0	0	0	0	0	0/0.0
Georgetown	0-0	0	0-0	0-0	0-0	0/0.0	0	0	0	0	0/0.0
Louisville	0-0	0	0-0	0-0	0-0	0/0.0	0	0	0	0	0/0.0
Marquette	0-0	0	0-0	0-0	0-0	0/0.0	0	0	0	0	0/0.0
Pittsburgh	0-0	0	0-0	0-0	0-0	0/0.0	0	0	0	0	0/0.0
Providence	0-0	0	0-0	0-0	0-0	0/0.0	0	0	0	0	0/0.0
Rutgers	0-0	0	0-0	0-0	0-0	0/0.0	0	0	0	0	0/0.0
St. John's	0-0	0	0-0	0-0	0-0	0/0.0	0	0	0	0	0/0.0
Seton Hall	0-0	0	0-0	0-0	0-0	0/0.0	0	0	0	0	0/0.0
USF	0-0	0	0-0	0-0	0-0	0/0.0	0	0	0	0	0/0.0
Syracuse	0-0	0	0-0	0-0	0-0	0/0.0	0	0	0	0	0/0.0
Villanova	0-0	0	0-0	0-0	0-0	0/0.0	0	0	0	0	0/0.0
West Virginia	0-0	0	0-0	0-0	0-0	0/0.0	0	0	0	0	0/0.0

## Career Statistics

Season	GP-GS	Min	Avg	FG-A	Pct	3FG-A	Pct	FT-A	Pct	O-D-TOT	Avg	PF-FO	Ast	TO	Blk	Stl	Pts	Avg	
2010-11																			
<b>TOTAL</b>																			

## Career BIG EAST Statistics

Season	GP-GS	Min	Avg	FG-A	Pct	3FG-A	Pct	FT-A	Pct	O-D-TOT	Avg	PF-FO	Ast	TO	Blk	Stl	Pts	Avg	
2010-11																			
<b>TOTAL</b>																			





# 23 Ben Hansbrough | Senior • 6-3 • 203 Poplar Bluff, Mo. • Poplar Bluff

### Career Games With:

Double Figure Points .....51 (25 at ND)  
 20-Plus Points.....8 (4 at ND)  
 30-Plus Points.....N/A  
 10-Plus Rebounds.....1 (1 at ND)  
 10-Plus Assists .....2 (2 at ND)  
 Double-Double .....2 (2 at ND)

### QUICK HITS:

- Recorded his eighth career 20-point game in the season-opener against Georgia Southern
- Has led the team in scoring in each of the first two games of the season
- Tied a career high with 5 three pointers against Liberty, marking the fourth time he has hit that many three's

## Season and Career Bests

<b>Points</b>	Season 20 (vs. Georgia Southern 11/12/10) Career 23 (vs. T. A&M Corpus Christi 12/2/06)	<b>FG's</b>	Season 7 (on two occasions) Career 7 (on three occasions)
<b>Rebounds</b>	Season 3 (vs. Georgia Southern 11/12/10) Career 10 (vs. DePaul 1/23/10)	<b>3PT FG's</b>	Season 5 (vs. Liberty 11/14/10) Career 5 (on four occasions)
<b>Assists</b>	Season 4 (on two occasions) Career 10 (on two occasions)	<b>FT's</b>	Season 2 (vs. Georgia Southern 11/12/10) Career 10 (vs. Louisville 2/17/10)
<b>Steals</b>	Season 2 (vs. Georgia Southern 11/12/10) Career 4 (on four occasions)	<b>Minutes</b>	Season 34 (vs. Liberty 11/14/10) Career 48 (vs. Louisville 2/17/10)
<b>Blocks</b>	Season -- Career 1 (on five occasions)		

## Game-By-Game Stats

	Start	FG-A	3P-A	FT-A	Reb	PF	TP	A	TO	BK	S	Min
Georgia Southern	*	7-10	4-7	2-2	3	3	20	4	2	0	2	24
Liberty	*	7-13	5-8	0-0	2	3	19	4	1	0	1	34
Chicago State												
Maine												
Georgia												
California/Temple												
BC/TAMUWisc./Manhattan												
Indiana State												
Kentucky												
Gonzaga												
Stony Brook												
UMBC												
Georgetown												
Syracuse												
Connecticut												
St. John's												
Marquette												
St. John's												
Cincinnati												
Marquette												
Pittsburgh												
DePaul												
Rutgers												
Louisville												
USF												
West Virginia												
Providence												
Seton Hall												
Villanova												
Connecticut												

### Career Stats vs. BIG EAST

Opponent	GP-GS	Min.	FG-A	3PT-A	FF-A	Reb.	A	PF	B	S	Pts.
Cincinnati	2-2	78	7-17	3-12	3-6	9/4.5	14	6	0	2	20/10.0
Connecticut	2-2	78	4-19	3-10	9-12	7/3.5	3	9	0	6	20/10.0
DePaul	1-1	34	4-9	2-4	5-7	10/10.0	7	1	0	0	15/15.0
Georgetown	1-1	39	7-10	3-5	4-5	3/3.0	4	3	1	1	21/21.0
Louisville	1-1	48	4-14	3-10	10-12	8/8.0	3	1	0	2	21/21.0
Marquette	1-1	42	1-6	0-5	2-2	2/2.0	3	4	0	1	4/4.0
Pittsburgh	2-2	74	8-16	2-7	2-3	12/6.0	7	5	1	1	20/10.0
Providence	1-1	39	3-8	1-5	3-5	8/8.0	10	2	1	0	10/10.0
Rutgers	1-1	37	6-12	3-4	3-3	5/5.0	5	3	0	4	18/18.0
St. John's	1-1	40	5-8	3-4	0-0	4/4.0	3	3	0	0	13/13.0
Seton Hall	2-2	72	6-16	3-9	2-3	6/3.0	5	5	1	1	17/8.5
USF	2-2	75	5-15	3-8	3-6	8/4.0	5	5	0	0	16/8.0
Syracuse	1-1	31	2-7	2-7	3-3	1/1.0	2	4	0	0	9/9.0
Villanova	1-1	19	2-3	1-2	2-2	1/1.0	2	5	0	1	7/7.0
West Virginia	2-2	79	7-16	5-9	4-8	11/5.5	13	3	0	2	23/11.5

## Career Statistics


Season	GP-GS	Min	Avg	FG-A	Pct	3FG-A	Pct	FT-A	Pct	O-D-TOT	Avg	PF-FO	Ast	TO	Blk	Stl	Pts	Avg
2006-07	35-9	827	23.6	75-175	.429	47-114	.440	58-74	.784	15-83-98	2.8	60-1	112	65	0	35	255	7.3
2007-08	30-28	1005	33.5	98-236	.415	62-173	.358	56-71	.789	20-95-115	3.8	68-2	77	48	2	31	314	10.5
2008-09										Did Not Play Due To Transfer Rules								
2009-10	35-35	1241	35.5	129-284	.454	67-162	.414	94-129	.729	29-107-136	3.9	82-2	153	63	5	37	419	12.0
2010-11	2-2	58	29.0	14-23	.609	9-15	.600	2-2	1.000	0-5-5	2.5	6-0	8	3	0	3	39	19.5
<b>TOTAL</b>	<b>102-74</b>	<b>3131</b>	<b>30.7</b>	<b>316-718</b>	<b>.440</b>	<b>185-464</b>	<b>.399</b>	<b>210-276</b>	<b>.761</b>	<b>64-290-354</b>	<b>3.5</b>	<b>216-5</b>	<b>350</b>	<b>179</b>	<b>7</b>	<b>106</b>	<b>1027</b>	<b>10.1</b>

## Career BIG EAST Statistics

Season	GP-GS	Min	Avg	FG-A	Pct	3FG-A	Pct	FT-A	Pct	O-D-TOT	Avg	PF-FO	Ast	TO	Blk	Stl	Pts	Avg
2009-10	18-18	670	37.2	62-149	.416	31-86	.360	50-70	.714	18-69-87	4.8	52-2	76	36	3	19	205	11.4
2010-11										Has Not Played								
<b>TOTAL</b>	<b>18-18</b>	<b>670</b>	<b>37.2</b>	<b>62-149</b>	<b>.416</b>	<b>31-86</b>	<b>.360</b>	<b>50-70</b>	<b>.714</b>	<b>18-69-87</b>	<b>4.8</b>	<b>52-2</b>	<b>76</b>	<b>36</b>	<b>3</b>	<b>19</b>	<b>205</b>	<b>11.4</b>







# 25 Tom Knight | Sophomore • 6-10 • 253 Dixfield, Maine • Dirigo

### Career Games With:

Double Figure Points.....	N/A
20-Plus Points.....	N/A
30-Plus Points.....	N/A
10-Plus Rebounds.....	N/A
10-Plus Assists.....	N/A
Double-Double.....	N/A

### QUICK HITS:

- After sitting out last season, scored first points of Irish career against Georgia Southern in a 7-point, 4-rebound performance over his 9 minutes of game time

## Season and Career Bests

<b>Points</b>	Season 7 (vs. Georgia Southern 11/12/10) Career 7 (vs. Georgia Southern 11/12/10)	<b>FG's</b>	Season 3 (vs. Georgia Southern 11/12/10) Career 3 (vs. Georgia Southern 11/12/10)
<b>Rebounds</b>	Season 4 (vs. Georgia Southern 11/12/10) Career 4 (vs. Georgia Southern 11/12/10)	<b>3PT FG's</b>	Season -- Career --
<b>Assists</b>	Season 1 (on two occasions) Career 1 (on two occasions)	<b>FT's</b>	Season 1 (vs. Georgia Southern 11/12/10) Career 1 (vs. Georgia Southern 11/12/10)
<b>Steals</b>	Season -- Career --	<b>Minutes</b>	Season 9 (vs. Georgia Southern 11/12/10) Career 9 (vs. Georgia Southern 11/12/10)
<b>Blocks</b>	Season -- Career --		

## Game-By-Game Stats

	Start	FG-A	3P-A	FT-A	Reb	PF	TP	A	TO	BK	S	Min
Georgia Southern		3-3	0-0	1-1	4	1	7	1	1	0	0	9
Liberty		0-1	0-0	0-0	1	0	0	1	0	0	0	1
Chicago State												
Maine												
Georgia												
California/Temple												
BC/TAMUWisc./Manhattan												
Indiana State												
Kentucky												
Gonzaga												
Stony Brook												
UMBC												
Georgetown												
Syracuse												
Connecticut												
St. John's												
Marquette												
St. John's												
Cincinnati												
Marquette												
Pittsburgh												
DePaul												
Rutgers												
Louisville												
USF												
West Virginia												
Providence												
Seton Hall												
Villanova												
Connecticut												

### Career Stats vs. BIG EAST

Opponent	GP-GS	Min.	FG-A	3PT-A	FT-A	Reb.	A	PF	B	S	Pts.
Cincinnati	0-0	0	0-0	0-0	0-0	0/0.0	0	0	0	0	0/0.0
Connecticut	0-0	0	0-0	0-0	0-0	0/0.0	0	0	0	0	0/0.0
DePaul	0-0	0	0-0	0-0	0-0	0/0.0	0	0	0	0	0/0.0
Georgetown	0-0	0	0-0	0-0	0-0	0/0.0	0	0	0	0	0/0.0
Louisville	0-0	0	0-0	0-0	0-0	0/0.0	0	0	0	0	0/0.0
Marquette	0-0	0	0-0	0-0	0-0	0/0.0	0	0	0	0	0/0.0
Pittsburgh	0-0	0	0-0	0-0	0-0	0/0.0	0	0	0	0	0/0.0
Providence	0-0	0	0-0	0-0	0-0	0/0.0	0	0	0	0	0/0.0
Rutgers	0-0	0	0-0	0-0	0-0	0/0.0	0	0	0	0	0/0.0
St. John's	0-0	0	0-0	0-0	0-0	0/0.0	0	0	0	0	0/0.0
Seton Hall	0-0	0	0-0	0-0	0-0	0/0.0	0	0	0	0	0/0.0
USF	0-0	0	0-0	0-0	0-0	0/0.0	0	0	0	0	0/0.0
Syracuse	0-0	0	0-0	0-0	0-0	0/0.0	0	0	0	0	0/0.0
Villanova	0-0	0	0-0	0-0	0-0	0/0.0	0	0	0	0	0/0.0
West Virginia	0-0	0	0-0	0-0	0-0	0/0.0	0	0	0	0	0/0.0

## Career Statistics

Season	GP-GS	Min	Avg	FG-A	Pct	3FG-A	Pct	FT-A	Pct	O-D-TOT	Avg	PF-FO	Ast	TO	Blk	Stl	Pts	Avg	
2009-10										Did Not Play									
2010-11	2-0	10	5.0	3-4	.750	0-0	.000	1-1	1.000	4-1-5	2.5	1-0	2	1	0	0	7	3.5	
<b>TOTAL</b>	<b>2-0</b>	<b>10</b>	<b>5.0</b>	<b>3-4</b>	<b>.750</b>	<b>0-0</b>	<b>.000</b>	<b>1-1</b>	<b>1.000</b>	<b>4-1-5</b>	<b>2.5</b>	<b>1-0</b>	<b>2</b>	<b>1</b>	<b>0</b>	<b>0</b>	<b>7</b>	<b>3.5</b>	

## Career BIG EAST Statistics

Season	GP-GS	Min	Avg	FG-A	Pct	3FG-A	Pct	FT-A	Pct	O-D-TOT	Avg	PF-FO	Ast	TO	Blk	Stl	Pts	Avg	
2009-10										Did Not Play									
2010-11										Has Not Played									
<b>TOTAL</b>										<b>Has Not Played</b>									





# 32 Joey Brooks | Sophomore • 6-6 • 215 Houston, Texas • Strake Jesuit Prep School

### Career Games With:

Double Figure Points .....	1
20-Plus Points .....	N/A
30-Plus Points .....	N/A
10-Plus Rebounds .....	N/A
10-Plus Assists .....	N/A
Double-Double .....	N/A

### QUICK HITS:

- Played career high in minutes in the season opener against Georgia Southern, seeing 19 minutes of action (7 points, 3 rebounds)

## Season and Career Bests

<b>Points</b>	Season 7 (vs. Georgia Southern 11/12/10)	<b>FG's</b>	Season 3 (vs. Georgia Southern 11/12/10)
Career 12 (vs. Bucknell 12/22/09)	Career 3 (on two occasions)		
<b>Rebounds</b>	Season 3 (on two occasions)	<b>3PT FG's</b>	Season 1 (vs. Georgia Southern 11/12/10)
Career 4 (vs. Liberty 11/22/09)	Career 4 (vs. Liberty 11/22/09)	Career 1 (on five occasions)	
<b>Assists</b>	Season 2 (vs. Georgia Southern 11/12/10)	<b>FT's</b>	Season --
Career 2 (on two occasions)	Career 2 (on two occasions)	Career 6 (vs. Bucknell 12/22/09)	
<b>Steals</b>	Season 3 (vs. Georgia Southern 11/12/10)	<b>Minutes</b>	Season 19 (vs. Georgia Southern 11/12/10)
Career 3 (vs. Georgia Southern 11/12/10)	Career 3 (vs. Georgia Southern 11/12/10)	Career 19 (vs. Georgia Southern 11/12/10)	
<b>Blocks</b>	Season --		
Career --	Career --		

## Game-By-Game Stats

	Start	FG-A	3P-A	FT-A	Reb	PF	TP	A	TO	BK	S	Min
Georgia Southern		3-7	1-4	0-0	3	2	7	2	1	0	3	19
Liberty		2-2	0-0	0-0	3	1	4	1	0	0	0	12
Chicago State												
Maine												
Georgia												
California/Temple												
BC/TAMUWisc./Manhattan												
Indiana State												
Kentucky												
Gonzaga												
Stony Brook												
UMBC												
Georgetown												
Syracuse												
Connecticut												
St. John's												
Marquette												
St. John's												
Cincinnati												
Marquette												
Pittsburgh												
DePaul												
Rutgers												
Louisville												
USF												
West Virginia												
Providence												
Seton Hall												
Villanova												
Connecticut												

### Career Stats vs. BIG EAST

Opponent	GP-GS	Min.	FG-A	3PT-A	FT-A	Reb.	A	PF	B	S	Pts.
Cincinnati	2-0	3	1-1	1-1	0-0	1/0.5	0	0	0	0	3/1.5
Connecticut	2-0	1	0-0	0-0	0-0	1/0.5	1	1	0	0	0/0.0
DePaul	1-0	2	0-0	0-0	0-0	1/1.0	0	0	0	0	0/0.0
Georgetown	0-0	0	0-0	0-0	0-0	0/0.0	0	0	0	0	0/0.0
Louisville	1-0	2	0-0	0-0	0-0	0/0.0	0	1	0	0	0/0.0
Marquette	0-0	0	0-0	0-0	0-0	0/0.0	0	0	0	0	0/0.0
Pittsburgh	0-0	0	0-0	0-0	0-0	0/0.0	0	0	0	0	0/0.0
Providence	0-0	0	0-0	0-0	0-0	0/0.0	0	0	0	0	0/0.0
Rutgers	1-0	3	0-1	0-0	0-0	0/0.0	0	0	0	1	0/0.0
St. John's	1-0	5	0-0	0-0	2-2	0/0.0	0	0	0	0	2/2.0
Seton Hall	2-0	8	1-1	0-0	1-2	0/0.0	0	2	0	1	3/1.5
USF	0-0	0	0-0	0-0	0-0	0/0.0	0	0	0	0	0/0.0
Syracuse	0-0	0	0-0	0-0	0-0	0/0.0	0	0	0	0	0/0.0
Villanova	1-0	7	1-2	0-0	0-0	0/0.0	1	0	0	1	2/2.0
West Virginia	1-0	9	2-3	1-1	0-0	0/0.0	0	1	0	0	5/5.0


## Career Statistics

Season	GP-GS	Min	Avg	FG-A	Pct	3FG-A	Pct	FT-A	Pct	O-D-TOT	Avg	PF-FO	Ast	TO	Blk	Stl	Pts	Avg
2009-10	22-0	86	3.9	15-31	.484	4-7	.571	11-16	.688	5-4-9	0.4	12-0	4	5	0	9	45	2.0
2010-11	2-0	31	15.5	5-9	.556	1-4	.250	0-0	.000	3-3-6	3.0	3-0	3	1	0	3	11	5.5
<b>TOTAL</b>	<b>24-0</b>	<b>117</b>	<b>4.9</b>	<b>20-40</b>	<b>.500</b>	<b>5-11</b>	<b>.455</b>	<b>11-16</b>	<b>.688</b>	<b>8-7-15</b>	<b>0.6</b>	<b>15-0</b>	<b>7</b>	<b>6</b>	<b>0</b>	<b>12</b>	<b>56</b>	<b>2.3</b>

## Career BIG EAST Statistics

Season	GP-GS	Min	Avg	FG-A	Pct	3FG-A	Pct	FT-A	Pct	O-D-TOT	Avg	PF-FO	Ast	TO	Blk	Stl	Pts	Avg
2009-10	11-0	39	3.5	5-8	.625	2-2	1.000	3-4	.750	0-3-3	0.3	5-0	2	1	0	3	15	1.4
2010-11										Has Not Played								
<b>TOTAL</b>	<b>11-0</b>	<b>39</b>	<b>3.5</b>	<b>5-8</b>	<b>.625</b>	<b>2-2</b>	<b>1.000</b>	<b>3-4</b>	<b>.750</b>	<b>0-3-3</b>	<b>0.3</b>	<b>5-0</b>	<b>2</b>	<b>1</b>	<b>0</b>	<b>3</b>	<b>15</b>	<b>1.4</b>





# 33 Mike Broghammer | Sophomore • 6-9 • 248 Orono, Minn. • Hopkins

### Career Games With:

Double Figure Points.....	N/A
20-Plus Points.....	N/A
30-Plus Points.....	N/A
10-Plus Rebounds.....	N/A
10-Plus Assists.....	N/A
Double-Double.....	N/A

### QUICK HITS:

- Matched career high in points and minutes in season opener against Georgia Southern, recording 5 points in 11 minutes of action

## Season and Career Bests

<b>Points</b>	Season 5 (vs. Georgia Southern 11/12/10)	<b>FG's</b>	Season 2 (vs. Georgia Southern 11/12/10)
Career 5 (on three occasions)	Career 2 (on four occasions)		
<b>Rebounds</b>	Season 2 (vs. Georgia Southern 11/12/10)	<b>3PT FG's</b>	Season --
Career 3 (on three occasions)	Career 1 (vs. Bucknell 12/22/09)		
<b>Assists</b>	Season --	<b>FT's</b>	Season 1 (vs. Georgia Southern 11/12/10)
Career 1 (on two occasions)	Career 1 (on five occasions)		
<b>Steals</b>	Season --	<b>Minutes</b>	Season 11 (vs. Georgia Southern 11/12/10)
Career 2 (vs. Louisville 2/17/10)	Career 11 (on two occasions)		
<b>Blocks</b>	Season 1 (vs. Georgia Southern 11/12/10)		
Career 1 (on two occasions)			

## Game-By-Game Stats

	Start	FG-A	3P-A	FT-A	Reb	PF	TP	A	TO	BK	S	Min
Georgia Southern		2-6	0-0	1-2	2	4	5	0	0	1	0	11
Liberty		0-1	0-0	0-0	1	0	0	0	0	0	0	1
Chicago State												
Maine												
Georgia												
California/Temple												
BC/TAMUWisc./Manhattan												
Indiana State												
Kentucky												
Gonzaga												
Stony Brook												
UMBC												
Georgetown												
Syracuse												
Connecticut												
St. John's												
Marquette												
St. John's												
Cincinnati												
Marquette												
Pittsburgh												
DePaul												
Rutgers												
Louisville												
USF												
West Virginia												
Providence												
Seton Hall												
Villanova												
Connecticut												

### Career Stats vs. BIG EAST

Opponent	GP-GS	Min.	FG-A	3PT-A	FT-A	Reb.	A	PF	B	S	Pts.
Cincinnati	0-0	0	0-0	0-0	0-0	0/0.0	0	0	0	0	0/0.0
Connecticut	1-0	1	0-0	0-0	0-0	0/0.0	0	0	0	0	0/0.0
DePaul	0-0	0	0-0	0-0	0-0	0/0.0	0	0	0	0	0/0.0
Georgetown	0-0	0	0-0	0-0	0-0	0/0.0	0	0	0	0	0/0.0
Louisville	1-0	10	1-2	0-0	0-0	1/1.0	0	5	0	2	2/2.0
Marquette	0-0	0	0-0	0-0	0-0	0/0.0	0	0	0	0	0/0.0
Pittsburgh	1-0	3	0-1	0-0	0-0	0/0.0	0	0	0	0	0/0.0
Providence	0-0	0	0-0	0-0	0-0	0/0.0	0	0	0	0	0/0.0
Rutgers	0-0	0	0-0	0-0	0-0	0/0.0	0	0	0	0	0/0.0
St. John's	0-0	0	0-0	0-0	0-0	0/0.0	0	0	0	0	0/0.0
Seton Hall	0-0	0	0-0	0-0	0-0	0/0.0	0	0	0	0	0/0.0
USF	0-0	0	0-0	0-0	0-0	0/0.0	0	0	0	0	0/0.0
Syracuse	0-0	0	0-0	0-0	0-0	0/0.0	0	0	0	0	0/0.0
Villanova	0-0	0	0-0	0-0	0-0	0/0.0	0	0	0	0	0/0.0
West Virginia	0-0	0	0-0	0-0	0-0	0/0.0	0	0	0	0	0/0.0

## Career Statistics


Season	GP-GS	Min	Avg	FG-A	Pct	3FG-A	Pct	FT-A	Pct	O-D-TOT	Avg	PF-FO	Ast	TO	Blk	Stl	Pts	Avg
2009-10	13-0	71	5.5	10-22	.455	1-4	.250	3-7	.429	8-6-14	1.1	13-1	2	4	1	4	24	1.8
2010-11	2-0	12	6.0	2-7	.286	0-0	.000	1-2	.500	3-0-3	1.5	4-0	0	0	1	0	5	2.5
<b>TOTAL</b>	<b>15-0</b>	<b>83</b>	<b>5.5</b>	<b>12-29</b>	<b>.414</b>	<b>1-4</b>	<b>.250</b>	<b>4-9</b>	<b>.444</b>	<b>11-6-17</b>	<b>1.1</b>	<b>17-1</b>	<b>2</b>	<b>4</b>	<b>2</b>	<b>4</b>	<b>29</b>	<b>1.9</b>

## Career BIG EAST Statistics

Season	GP-GS	Min	Avg	FG-A	Pct	3FG-A	Pct	FT-A	Pct	O-D-TOT	Avg	PF-FO	Ast	TO	Blk	Stl	Pts	Avg
2009-10	3-0	14	4.7	1-3	.333	0-0	.000	0-0	.000	1-0-1	0.3	5-1	0	1	0	2	2	0.7
2010-11										Has Not Played								
<b>TOTAL</b>	<b>3-0</b>	<b>14</b>	<b>4.7</b>	<b>1-3</b>	<b>.333</b>	<b>0-0</b>	<b>.000</b>	<b>0-0</b>	<b>.000</b>	<b>1-0-1</b>	<b>0.3</b>	<b>5-1</b>	<b>0</b>	<b>1</b>	<b>0</b>	<b>2</b>	<b>2</b>	<b>0.7</b>







# 34 Carleton Scott | Senior • 6-8 • 218 San Antonio, Texas • James Madison

### Career Games With:

Double Figure Points.....	4
20-Plus Points.....	N/A
30-Plus Points.....	N/A
10-Plus Rebounds.....	4
10-Plus Assists.....	N/A
Double-Double.....	3

### QUICK HITS:

- Has started in 11 consecutive contests for the Irish

## Season and Career Bests

<b>Points</b>	Season 6 (vs. Georgia Southern 11/12/10) Career 17 (vs. Georgetown 2/27/10)	<b>FG's</b>	Season 2 (on two occasions) Career 7 (vs. Georgetown 2/27/10)
<b>Rebounds</b>	Season 7 (vs. Georgia Southern 11/12/10) Career 14 (vs. Connecticut 3/3/10)	<b>3PT FG's</b>	Season -- Career 3 (vs. Georgetown 2/27/10)
<b>Assists</b>	Season 4 (vs. Georgia Southern 11/12/10) Career 4 (vs. Georgia Southern 11/12/10)	<b>FT's</b>	Season 2 (vs. Georgia Southern 11/12/10) Career 4 (vs. Louisville 2/17/10)
<b>Steals</b>	Season 1 (vs. Georgia Southern 11/12/10) Career 2 (vs. Liberty 11/22/09)	<b>Minutes</b>	Season 25 (vs. Liberty 11/14/10) Career 42 (at Marquette 3/6/10)
<b>Blocks</b>	Season 2 (vs. Liberty 11/14/10) Career 4 (vs. Bucknell 12/22/09)		

## Game-By-Game Stats

	Start	FG-A	3P-A	FT-A	Reb	PF	TP	A	TO	BK	S	Min
Georgia Southern	*	2-3	0-1	2-2	7	4	6	4	0	0	1	20
Liberty	*	2-6	0-3	0-2	6	3	4	2	3	2	0	25
Chicago State												
Maine												
Georgia												
California/Temple												
BC/TAMUWisc./Manhattan												
Indiana State												
Kentucky												
Gonzaga												
Stony Brook												
UMBC												
Georgetown												
Syracuse												
Connecticut												
St. John's												
Marquette												
St. John's												
Cincinnati												
Marquette												
Pittsburgh												
DePaul												
Rutgers												
Louisville												
USF												
West Virginia												
Providence												
Seton Hall												
Villanova												
Connecticut												

Opponent	GP-GS	Min.	FG-A	3PT-A	FT-A	Reb.	A	PF	B	S	Pts.
Cincinnati	3-0	35	5-10	1-4	0-1	7/2.3	0	6	2	1	11/3.7
Connecticut	4-1	55	4-12	2-6	2-4	16/4.0	4	3	4	1	12/3.0
DePaul	1-0	8	0-2	0-1	0-0	1/1.0	0	0	0	0	0/0.0
Georgetown	1-1	35	7-8	3-4	0-0	9/9.0	3	3	3	2	17/17.0
Louisville	3-1	37	2-5	1-2	4-4	7/2.3	1	5	4	1	9/3.0
Marquette	1-1	42	5-10	1-3	3-4	13/13.0	1	2	0	0	14/14.0
Pittsburgh	2-1	53	5-7	2-3	0-0	5/2.5	2	8	1	1	12/6.0
Providence	2-0	3	0-0	0-0	0-0	1/0.5	0	2	0	0	0/0.0
Rutgers	1-0	0	0-0	0-0	0-0	0/0	0	0	0	0	0/0.0
St. John's	2-0	28	3-6	1-2	0-0	6/3.0	3	4	1	0	7/3.5
Seton Hall	2-1	31	6-11	1-4	0-0	11/5.5	1	5	1	1	13/6.5
USF	2-0	17	1-1	1-1	0-0	6/3.0	1	2	2	0	3/1.5
Syracuse	2-0	20	1-5	0-2	0-0	9/4.5	2	3	0	0	2/1.0
Villanova	2-0	13	0-1	0-1	0-0	2/1.0	1	3	3	1	0/0.0
West Virginia	2-1	35	3-7	2-5	0-0	5/2.5	2	2	1	0	8/4.0

## Career Statistics

Season	GP-GS	Min	Avg	FG-A	Pct	3FG-A	Pct	FT-A	Pct	O-D-TOT	Avg	PF-FO	Ast	TO	Blk	Stl	Pts	Avg
2007-08										Did Not Play								
2008-09	20-0	90	4.5	20-31	.645	3-7	.429	7-9	.778	6-17-23	1.2	10-0	7	2	3	5	50	2.5
2009-10	34-9	641	18.9	68-138	.493	19-54	.352	16-21	.762	45-112-157	4.6	63-3	37	29	37	16	171	5.0
2010-11	2-2	45	22.5	4-9	.444	0-4	.000	2-4	.500	3-10-13	6.5	7-0	6	3	2	1	10	5.0
<b>TOTAL</b>	<b>56-11</b>	<b>776</b>	<b>13.9</b>	<b>92-178</b>	<b>.517</b>	<b>22-65</b>	<b>.338</b>	<b>25-34</b>	<b>.735</b>	<b>54-139-193</b>	<b>3.4</b>	<b>80-3</b>	<b>50</b>	<b>34</b>	<b>42</b>	<b>22</b>	<b>231</b>	<b>4.1</b>

## Career BIG EAST Statistics

Season	GP-GS	Min	Avg	FG-A	Pct	3FG-A	Pct	FT-A	Pct	O-D-TOT	Avg	PF-FO	Ast	TO	Blk	Stl	Pts	Avg
2007-08										Did Not Play								
2008-09	11-0	16	1.5	4-6	.667	1-2	.500	0-0	.000	0-5-5	0.5	3-0	0	0	1	0	9	0.8
2009-10	17-5	317	18.6	29-65	.446	13-30	.433	9-13	.692	20-60-80	4.7	32-1	18	11	19	7	80	4.7
2010-11										Has Not Played								
<b>TOTAL</b>	<b>28-5</b>	<b>333</b>	<b>11.9</b>	<b>33-71</b>	<b>.465</b>	<b>14-32</b>	<b>.438</b>	<b>9-13</b>	<b>.692</b>	<b>20-65-85</b>	<b>3.0</b>	<b>35-1</b>	<b>18</b>	<b>11</b>	<b>20</b>	<b>7</b>	<b>89</b>	<b>3.2</b>





# 45 Jack Cooley | Sophomore • 6-9 • 244 Glenview, Ill. • Glenbrook South

### Career Games With:

Double Figure Points.....	1
20-Plus Points.....	N/A
30-Plus Points.....	N/A
10-Plus Rebounds.....	N/A
10-Plus Assists.....	N/A
Double-Double.....	N/A

### QUICK HITS:

- Enjoyed best career game to-date with the Irish against Georgia Southern, setting career highs in points (11) and field goals made (4)

## Season and Career Bests

<b>Points</b>	Season 11 (vs. Georgia Southern 11/12/10)	<b>FG's</b>	Season 4 (vs. Georgia Southern 11/12/10)
Career 11 (vs. Georgia Southern 11/12/10)	Career 4 (vs. Georgia Southern 11/12/10)	<b>3PT FG's</b>	Season --
<b>Rebounds</b>	Season 6 (vs. Georgia Southern 11/12/10)	Career --	<b>FT's</b>
Career 8 (vs. Bucknell 12/22/09)	Career 8 (vs. Bucknell 12/22/09)	Season 3 (vs. Georgia Southern 11/12/10)	Career 3 (vs. Georgia Southern 11/12/10)
<b>Assists</b>	Season 1 (vs. Georgia Southern 11/12/10)	<b>Minutes</b>	Season 16 (vs. Georgia Southern 11/12/10)
Career 1 (on two occasions)	Career 2 (vs. Louisville 2/17/10)	Career 19 (vs. Louisville 2/17/10)	
<b>Steals</b>	Season --		
Career 2 (vs. Louisville 2/17/10)			
<b>Blocks</b>	Season 1 (vs. Georgia Southern 11/12/10)		
Career 2 (vs. Bucknell 12/22/09)			

## Game-By-Game Stats

	Start	FG-A	3P-A	FT-A	Reb	PF	TP	A	TO	BK	S	Min
Georgia Southern		4-5	0-0	3-3	6	2	11	1	0	1	0	16
Liberty		0-0	0-0	0-0	4	2	0	0	2	0	0	12
Chicago State												
Maine												
Georgia												
California/Temple												
BC/TAMUWisc./Manhattan												
Indiana State												
Kentucky												
Gonzaga												
Stony Brook												
UMBC												
Georgetown												
Syracuse												
Connecticut												
St. John's												
Marquette												
St. John's												
Cincinnati												
Marquette												
Pittsburgh												
DePaul												
Rutgers												
Louisville												
USF												
West Virginia												
Providence												
Seton Hall												
Villanova												
Connecticut												

### Career Stats vs. BIG EAST

Opponent	GP-GS	Min.	FG-A	3PT-A	FT-A	Reb.	A	PF	B	S	Pts.
Cincinnati	1-0	1	0-0	0-0	0-0	0/0.0	0	0	0	0	0/0.0
Connecticut	2-0	9	1-2	0-0	1-2	3/1.5	0	2	0	0	3/1.5
DePaul	0-0	0	0-0	0-0	0-0	0/0.0	0	0	0	0	0/0.0
Georgetown	1-0	12	2-2	0-0	0-0	3/3.0	0	0	0	0	4/4.0
Louisville	1-0	19	1-1	0-0	0-1	5/5.0	0	5	1	2	2/2.0
Marquette	0-0	0	0-0	0-0	0-0	0/0.0	0	0	0	0	0/0.0
Pittsburgh	1-0	13	0-1	0-0	0-1	4/4.0	0	3	1	0	0/0.0
Providence	0-0	0	0-0	0-0	0-0	0/0.0	0	0	0	0	0/0.0
Rutgers	0-0	0	0-0	0-0	0-0	0/0.0	0	0	0	0	0/0.0
St. John's	1-0	1	0-0	0-0	0-0	0/0.0	0	0	0	0	0/0.0
Seton Hall	0-0	2	0-0	0-0	0-0	0/0.0	0	0	0	0	0/0.0
USF	1-0	0	0-0	0-0	0-0	0/0.0	0	1	0	0	0/0.0
Syracuse	0-0	0	0-0	0-0	0-0	0/0.0	0	0	0	0	0/0.0
Villanova	1-0	3	0-0	0-0	0-0	0/0.0	0	0	0	0	0/0.0
West Virginia	0-0	0	0-0	0-0	0-0	0/0.0	0	0	0	0	0/0.0

## Career Statistics

Season	GP-GS	Min	Avg	FG-A	Pct	3FG-A	Pct	FT-A	Pct	O-D-TOT	Avg	PF-FO	Ast	TO	Blk	Stl	Pts	Avg
2009-10	21-0	111	5.3	8-20	.400	0-0	.000	4-12	.333	22-15-37	1.8	19-1	1	4	5	3	20	1.0
2010-11	2-0	28	14.0	4-5	.800	0-0	.000	3-3	1.000	6-4-10	5.0	4-0	1	2	1	1	11	5.5
<b>TOTAL</b>	<b>23-0</b>	<b>139</b>	<b>6.0</b>	<b>12-25</b>	<b>.480</b>	<b>0-0</b>	<b>.000</b>	<b>7-15</b>	<b>.467</b>	<b>28-19-47</b>	<b>2.0</b>	<b>23-1</b>	<b>2</b>	<b>6</b>	<b>6</b>	<b>4</b>	<b>31</b>	<b>1.3</b>

## Career BIG EAST Statistics

Season	GP-GS	Min	Avg	FG-A	Pct	3FG-A	Pct	FT-A	Pct	O-D-TOT	Avg	PF-FO	Ast	TO	Blk	Stl	Pts	Avg
2009-10	9-0	59	6.6	4-6	.667	0-0	.000	1-4	.250	7-8-15	1.7	14-1	0	1	2	2	9	1.0
2010-11										Has Not Played								
<b>TOTAL</b>	<b>9-0</b>	<b>59</b>	<b>6.6</b>	<b>4-6</b>	<b>.667</b>	<b>0-0</b>	<b>.000</b>	<b>1-4</b>	<b>.250</b>	<b>7-8-15</b>	<b>1.7</b>	<b>14-1</b>	<b>0</b>	<b>1</b>	<b>2</b>	<b>2</b>	<b>9</b>	<b>1.0</b>



GAME #1	NOTRE DAME										98	GAME #2	NOTRE DAME										72					
	GEORGIA SOUTHERN										61		LIBERTY										51					
	November 12, 2010 • Notre Dame, Ind.												November 14, 2010 • Notre Dame, Ind.															
	Purcell Pavilion at the Joyce Center												Purcell Pavilion at the Joyce Center															
Georgia Southern	FG-A	3FG-A	FTA	REB	PF	TP	A	TO	BK	ST	MIN	Liberty	FG-A	3FG-A	FTA	REB	PF	TP	A	TO	BK	ST	MIN					
Marvin Baynham	1-2	0-0	0-0	1-3-4	5	2	0	1	0	0	18	Sommy Ogukwe	1-2	0-0	0-2	0-3-3	4	2	0	0	0	0	12					
Cameron Baskerville	0-2	0-1	0-0	0-0-0	3	0	1	2	1	1	13	Evan Gordon	3-16	1-9	2-3	1-2-3	4	9	4	3	0	0	32					
Ben Drayton III	3-10	2-6	2-2	0-3-3	0	10	4	5	0	0	35	David Minaya	5-10	0-1	2-2	2-2-4	0	12	0	1	0	0	23					
Eric Ferguson	6-11	0-1	14-16	2-3-5	4	26	1	5	0	1	37	John Brown	5-11	0-0	0-0	5-7-12	4	10	2	3	0	3	33					
Jelani Hewitt	1-6	1-4	0-1	1-1-2	4	3	2	2	0	1	23	Jesse Sanders	2-5	0-2	0-0	1-4-5	2	4	5	3	0	0	29					
Rory Spencer	5-10	0-0	8-13	2-5-7	3	18	2	1	2	1	34	Chene Phillips	2-3	1-1	0-0	1-0-1	1	5	1	1	0	0	12					
Tre Bussey	0-6	0-2	0-0	2-3-5	2	0	1	1	0	0	28	James Spencer	0-0	0-0	0-0	0-0-0	0	0	1	0	0	0	2					
Zuri James	0-1	0-1	2-2	0-0-0	0	2	0	0	0	0	3	Jeremy Anderson	0-0	0-0	0-0	0-0-0	1	0	0	1	0	0	8					
Sam Mike	0-0	0-0	0-0	0-0-0	3	0	0	0	0	0	9	Joel Vander Pol	0-1	0-0	0-0	0-0-0	4	0	0	0	0	0	6					
Team				0-1-1								Antwan Burrus	0-3	0-0	0-0	0-1-1	5	0	1	2	1	0	19					
<b>Totals</b>	<b>16-48</b>	<b>3-15</b>	<b>26-34</b>	<b>8-19-27</b>	<b>24</b>	<b>61</b>	<b>11</b>	<b>17</b>	<b>3</b>	<b>4</b>	<b>200</b>	John Caleb Sanders	3-5	3-4	0-0	1-0-1	1	9	0	1	0	0	10					
<b>Total FG%</b>	<b>1st Half: 5-23, 21.7%</b>			<b>2nd Half: 11-25, 44.0%</b>				<b>Game: 33.3%</b>				Charter McMasters	0-3	0-0	0-0	1-2-3	0	0	0	0	1	0	14					
<b>3-PT FG%</b>	<b>1st Half: 1-10, 10.0%</b>			<b>2nd Half: 2-5, 40.0%</b>				<b>Game: 20.0%</b>				Team				2-1-3												
<b>FT %</b>	<b>1st Half: 12-15, 80.0%</b>			<b>2nd Half: 14-19, 73.7%</b>				<b>Game: 76.5%</b>				<b>Totals</b>	<b>21-59</b>	<b>5-17</b>	<b>4-7</b>	<b>14-22-36</b>	<b>26</b>	<b>51</b>	<b>14</b>	<b>15</b>	<b>2</b>	<b>3</b>	<b>200</b>					
<b>Deadball Rebounds: 3</b>												<b>Total FG%</b>	<b>1st Half: 10-26, 38.5%</b>			<b>2nd Half: 11-33, 33.3%</b>							<b>Game: 35.6%</b>					
												<b>3-PT FG%</b>	<b>1st Half: 2-8, 25.0%</b>			<b>2nd Half: 3-9, 33.3%</b>							<b>Game: 29.4%</b>					
												<b>FT %</b>	<b>1st Half: 0-0, 00.0%</b>			<b>2nd Half: 4-7, 57.1%</b>							<b>Game: 57.1%</b>					
												<b>Deadball Rebounds: 1</b>																
<b>Notre Dame</b>	<b>FG-A</b>	<b>3FG-A</b>	<b>FTA</b>	<b>REB</b>	<b>PF</b>	<b>TP</b>	<b>A</b>	<b>TO</b>	<b>BK</b>	<b>ST</b>	<b>MIN</b>	<b>Notre Dame</b>	<b>FG-A</b>	<b>3FG-A</b>	<b>FTA</b>	<b>REB</b>	<b>PF</b>	<b>TP</b>	<b>A</b>	<b>TO</b>	<b>BK</b>	<b>ST</b>	<b>MIN</b>					
Tyrone Nash	2-3	0-0	3-4	0-2-2	2	7	1	1	0	1	22	Tyrone Nash	2-4	0-0	12-15	4-5-9	0	16	1	1	0	0	28					
Tim Abromaitis	2-13	1-7	5-6	1-4-5	1	10	3	1	0	0	22	Tim Abromaitis	4-12	2-9	3-4	1-6-7	2	13	0	2	1	2	34					
Carleton Scott	2-3	0-1	2-2	1-6-7	4	6	4	0	0	1	20	Carleton Scott	2-6	0-3	0-2	2-4-6	3	4	2	3	2	0	25					
Scott Martin	2-7	0-3	3-3	1-4-5	4	7	2	2	0	0	22	Scott Martin	2-9	1-5	1-4	2-1-3	0	6	3	2	1	1	29					
Eric Atkins	7-10	4-7	2-2	0-3-3	3	20	4	2	0	2	24	Ben Hansbrough	7-13	5-8	0-0	0-2-2	3	19	4	1	0	1	34					
Ben Hansbrough	4-4	1-1	0-0	0-3-3	1	9	3	2	0	0	22	Eric Atkins	4-7	2-3	0-0	0-1-1	0	10	4	1	0	0	22					
Tom Kopko	0-2	0-1	0-0	1-0-1	0	0	0	0	0	0	3	Tom Kopko	0-0	0-0	0-0	0-0-0	0	0	0	0	0	0	1					
Alex Dragicevich	2-5	1-2	4-4	1-2-3	1	9	0	0	0	0	10	Alex Dragicevich	0-0	0-0	0-0	0-0-0	0	0	0	0	0	0	1					
Tom Knight	3-3	0-0	1-1	3-1-4	1	7	1	1	0	0	9	Tom Knight	0-1	0-0	0-0	1-0-1	0	0	1	0	0	0	1					
Joey Brooks	3-7	1-4	0-0	2-1-3	2	7	2	1	0	3	19	Joey Brooks	2-2	0-0	0-0	1-2-3	1	4	1	0	0	0	12					
Mike Broghammer	2-6	0-0	1-2	2-0-2	4	5	0	0	1	0	11	Mike Broghammer	0-1	0-0	0-0	1-0-1	0	0	0	0	0	0	1					
Jack Cooley	4-5	0-0	3-3	4-2-6	2	11	1	0	1	1	16	Jack Cooley	0-0	0-0	0-0	2-2-4	2	0	0	2	0	0	12					
Team				1-1-2								Team				1-1-2												
<b>Totals</b>	<b>33-68</b>	<b>8-26</b>	<b>24-27</b>	<b>17-29-46</b>	<b>25</b>	<b>98</b>	<b>21</b>	<b>10</b>	<b>2</b>	<b>8</b>	<b>200</b>	<b>Totals</b>	<b>23-55</b>	<b>10-28</b>	<b>16-25</b>	<b>16-26-42</b>	<b>11</b>	<b>72</b>	<b>16</b>	<b>12</b>	<b>4</b>	<b>4</b>	<b>200</b>					
<b>Total FG%</b>	<b>1st Half: 20-33, 60.6%</b>			<b>2nd Half: 13-35, 37.1%</b>				<b>Game: 48.5%</b>				<b>Total FG%</b>	<b>1st Half: 12-27, 44.4%</b>			<b>2nd Half: 11-28, 39.3%</b>							<b>Game: 41.8%</b>					
<b>3-PT FG%</b>	<b>1st Half: 5-13, 38.5%</b>			<b>2nd Half: 3-13, 23.1%</b>				<b>Game: 30.8%</b>				<b>3-PT FG%</b>	<b>1st Half: 7-15, 46.7%</b>			<b>2nd Half: 3-13, 23.1%</b>							<b>Game: 35.7%</b>					
<b>FT %</b>	<b>1st Half: 17-19, 89.5%</b>			<b>2nd Half: 7-8, 87.5%</b>				<b>Game: 88.9%</b>				<b>FT %</b>	<b>1st Half: 10-15, 66.7%</b>			<b>2nd Half: 6-10, 60.0%</b>							<b>Game: 64.0%</b>					
<b>Deadball Rebounds: 2</b>												<b>Deadball Rebounds: 3</b>																
<b>SCORE BY PERIODS</b>		<b>1</b>	<b>2</b>	<b>F</b>								<b>SCORE BY PERIODS</b>		<b>1</b>	<b>2</b>	<b>F</b>												
<b>Georgia Southern</b>		23	38	61								<b>Liberty</b>		22	29	51												
<b>Notre Dame</b>		62	36	98								<b>Notre Dame</b>		41	31	72												
<b>OFFICIALS:</b> William McCarthy, Mike Roberts, Chris Beaver												<b>OFFICIALS:</b> Ed Hightower, Gary Prager, Brent Hampton																
<b>TECHNICALS:</b> Georgia Southern - None. Notre Dame - None.												<b>TECHNICALS:</b> Liberty - Team. Notre Dame - None.																
<b>ATTENDANCE:</b> 8,165												<b>ATTENDANCE:</b> 6,478																
<b>Notes:</b> Notre Dame improved to 88-18 all-time in season openers and 37-6 in openers at Purcell Pavilion ... The Irish are 11-0 all-time in season opener under Mike Brey ... Notre Dame improved to 20-1 all-time against team from the Southern Conference ... Notre Dame's 98 points were the highest point-total in a season-opening game since a 99-53 victory over New Hampshire to open the 2001-02 campaign ... The 37-point win was the largest point in a season opener since a 43-point win (92-49) against IPFW to start the 2006-07 season ... The 62 first-half points matched the most in a first half under Mike Brey ... Notre Dame held Georgia Southern to just five field goals in the first half which matched the fewest by an Irish team under Brey ... Ben Hansbrough scored his 1,000 career point and topped the 20-plus point mark for the eighth time in his career ... Jack Cooley's 11 points were a career high and the first time that he had scored in double figures.												<b>Notes:</b> Notre Dame and Liberty met for the second straight season ... The Irish have been victorious each of the two times the teams have played each other ... Tyrone Nash extended his Notre Dame consecutive games played streak to 52 ... Nash's 16 points tied a career best, while his 12 free throws established a career best ... Hansbrough reached double figures for the 51st in his career and 25th time in a Notre Dame uniform with his 19-point performance ... Hansbrough's five three-pointers also tied a career best with five three pointers ... Mike Brey is 32-0 during his career in home games at Purcell Pavilion at the Joyce Center during the month of November.																



2010-11 Notre Dame Men's Basketball  
 Notre Dame Combined Team Statistics (as of Nov 14, 2010)  
 All games

RECORD:	OVERALL	HOME	AWAY	NEUTRAL
ALL GAMES	2-0	2-0	0-0	0-0
CONFERENCE	0-0	0-0	0-0	0-0
NON-CONFERENCE	2-0	2-0	0-0	0-0

##	Player	gp-gs	min	avg	Total		3-Point		F-Throw		Rebounds				pf	dq	a	to	blk	stl	pts	avg		
					fg-fga	fg%	3fg-fga	3fg%	ft-fta	ft%	off	def	tot	avg										
23	HANSBROUGH, Ben	2-2	58	29.0	14-23	.609	9-15	.600	2-2	1.000	0	5	5	2.5	6	0	8	3	0	3	39	19.5		
21	ABROMAITIS, Tim	2-2	56	28.0	6-25	.240	3-16	.188	8-10	.800	2	10	12	6.0	3	0	3	3	1	2	23	11.5		
01	NASH, Tyrone	2-2	50	25.0	4-7	.571	0-0	.000	15-19	.789	4	7	11	5.5	2	0	2	2	0	1	23	11.5		
00	ATKINS, Eric	2-0	44	22.0	8-11	.727	3-4	.750	0-0	.000	0	4	4	2.0	1	0	7	3	0	0	19	9.5		
14	MARTIN, Scott	2-2	51	25.5	4-16	.250	1-8	.125	4-7	.571	3	5	8	4.0	4	0	5	4	1	1	13	6.5		
45	COOLEY, Jack	2-0	28	14.0	4-5	.800	0-0	.000	3-3	1.000	6	4	10	5.0	4	0	1	2	1	1	11	5.5		
32	BROOKS, Joey	2-0	31	15.5	5-9	.556	1-4	.250	0-0	.000	3	3	6	3.0	3	0	3	1	0	3	11	5.5		
34	SCOTT, Carleton	2-2	45	22.5	4-9	.444	0-4	.000	2-4	.500	3	10	13	6.5	7	0	6	3	2	1	10	5.0		
12	DRAGICEVICH, Alex	2-0	11	5.5	2-5	.400	1-2	.500	4-4	1.000	1	2	3	1.5	1	0	0	0	0	0	9	4.5		
25	KNIGHT, Tom	2-0	10	5.0	3-4	.750	0-0	.000	1-1	1.000	4	1	5	2.5	1	0	2	1	0	0	7	3.5		
33	BROGHAMMER, Mike	2-0	12	6.0	2-7	.286	0-0	.000	1-2	.500	3	0	3	1.5	4	0	0	0	1	0	5	2.5		
05	KOPKO, Tom	2-0	4	2.0	0-2	.000	0-1	.000	0-0	.000	1	0	1	0.5	0	0	0	0	0	0	0	0.0		
Team											3	4	7											
Total.....		2	400		56-123	.455	18-54	.333	40-52	.769	33	55	88	44.0	36	0	37	22	6	12	170	85.0		
Opponents.....		2	400		37-107	.346	8-32	.250	30-41	.732	22	41	63	31.5	50	-	25	32	5	7	112	56.0		

TEAM STATISTICS	ND	OPP	Date	Opponent	Score	Att.
SCORING	170	112	11-12-10	GEORGIA SOUTHERN	w 98-61	8165
Points per game	85.0	56.0	11-14-10	LIBERTY	w 72-51	6478
Scoring margin	+29.0	-	* - Conference game			
FIELD GOALS-ATT	56-123	37-107				
Field goal pct	.455	.346				
3 POINT FG-ATT	18-54	8-32				
3-point FG pct	.333	.250				
3-pt FG made per game	9.0	4.0				
FREE THROWS-ATT	40-52	30-41				
Free throw pct	.769	.732				
F-Throws made per game	20.0	15.0				
REBOUNDS	88	63				
Rebounds per game	44.0	31.5				
Rebounding margin	+12.5	-				
ASSISTS	37	25				
Assists per game	18.5	12.5				
TURNOVERS	22	32				
Turnovers per game	11.0	16.0				
Turnover margin	+5.0	-				
Assist/turnover ratio	1.7	0.8				
STEALS	12	7				
Steals per game	6.0	3.5				
BLOCKS	6	5				
Blocks per game	3.0	2.5				
ATTENDANCE	14643	0				
Home games-Avg/Game	2-7322	0-0				
Neutral site-Avg/Game	-	0-0				

Score by Periods	1st	2nd	Totals
Notre Dame	103	67	170
Opponents	45	67	112



2010-11 Notre Dame Men's Basketball  
 Notre Dame Season Box Score (as of Nov 14, 2010)  
 All games

RECORD:	OVERALL	HOME	AWAY	NEUTRAL
ALL GAMES	2-0	2-0	0-0	0-0
CONFERENCE	0-0	0-0	0-0	0-0
NON-CONFERENCE	2-0	2-0	0-0	0-0

##	Player	gp-gs	min	avg	Total		3-Point		F-Throw		Rebounds				pf	dq	a	to	blk	stl	pts	avg
					fg-fga	fg%	3fg-fga	3fg%	ft-fa	ft%	off	def	tot	avg								
23	HANSBROUGH, Ben	2-2	58	29.0	14-23	.609	9-15	.600	2-2	1.000	0	5	5	2.5	6	0	8	3	0	3	39	19.5
21	ABROMAITIS, Tim	2-2	56	28.0	6-25	.240	3-16	.188	8-10	.800	2	10	12	6.0	3	0	3	3	1	2	23	11.5
01	NASH, Tyrone	2-2	50	25.0	4-7	.571	0-0	.000	15-19	.789	4	7	11	5.5	2	0	2	2	0	1	23	11.5
00	ATKINS, Eric	2-0	44	22.0	8-11	.727	3-4	.750	0-0	.000	0	4	4	2.0	1	0	7	3	0	0	19	9.5
14	MARTIN, Scott	2-2	51	25.5	4-16	.250	1-8	.125	4-7	.571	3	5	8	4.0	4	0	5	4	1	1	13	6.5
45	COOLEY, Jack	2-0	28	14.0	4-5	.800	0-0	.000	3-3	1.000	6	4	10	5.0	4	0	1	2	1	1	11	5.5
32	BROOKS, Joey	2-0	31	15.5	5-9	.556	1-4	.250	0-0	.000	3	3	6	3.0	3	0	3	1	0	3	11	5.5
34	SCOTT, Carleton	2-2	45	22.5	4-9	.444	0-4	.000	2-4	.500	3	10	13	6.5	7	0	6	3	2	1	10	5.0
12	DRAGICEVICH, Alex	2-0	11	5.5	2-5	.400	1-2	.500	4-4	1.000	1	2	3	1.5	1	0	0	0	0	0	9	4.5
25	KNIGHT, Tom	2-0	10	5.0	3-4	.750	0-0	.000	1-1	1.000	4	1	5	2.5	1	0	2	1	0	0	7	3.5
33	BROGHAMMER, Mike	2-0	12	6.0	2-7	.286	0-0	.000	1-2	.500	3	0	3	1.5	4	0	0	0	1	0	5	2.5
05	KOPKO, Tom	2-0	4	2.0	0-2	.000	0-1	.000	0-0	.000	1	0	1	0.5	0	0	0	0	0	0	0	0.0
Team											3	4	7									
Total.....		2	400		56-123	.455	18-54	.333	40-52	.769	33	55	88	44.0	36	0	37	22	6	12	170	85.0
Opponents.....		2	400		37-107	.346	8-32	.250	30-41	.732	22	41	63	31.5	50	-	25	32	5	7	112	56.0

Score by Periods	1st	2nd	Totals
Notre Dame	103	67	170
Opponents	45	67	112

2010-11 Notre Dame Men's Basketball  
 Notre Dame Season Schedule/Results & Leaders (as of Nov 14, 2010)  
 All games

RECORD:	OVERALL	HOME	AWAY	NEUTRAL
ALL GAMES	2-0	2-0	0-0	0-0
CONFERENCE	0-0	0-0	0-0	0-0
NON-CONFERENCE	2-0	2-0	0-0	0-0

Date	Opponent	Score	Att.	High Points	High Rebounds
11-12-10	GEORGIA SOUTHERN	w 98-61	8165	(20)HANSBROUGH, Ben	(7)SCOTT, Carleton
11-14-10	LIBERTY	w 72-51	6478	(19)HANSBROUGH, Ben	(9)NASH, Tyrone

\* - Conference game

Attendance Summary	Games	Attend	Avg/Game
Home	2	14643	7322
Away	0	0	0
Neutral	0	0	0
Total	2	14643	7322

2010-11 Notre Dame Men's Basketball  
 Notre Dame Extended Season Box Score (as of Nov 14, 2010)  
 All games

RECORD:	OVERALL	HOME	AWAY	NEUTRAL
ALL GAMES	2-0	2-0	0-0	0-0
CONFERENCE	0-0	0-0	0-0	0-0
NON-CONFERENCE	2-0	2-0	0-0	0-0

##	Player	gp-gs	min	avg	Total		3-Point		F-Throw		Rebounds				pf	dq	a	a/g	to	to/g	a/to	blk	blk/g	stl	stl/g	pts	avg
					fg-fga	fg%	3fg-fga	3fg%	ft-fa	ft%	off	def	tot	avg													
23	HANSBROUGH, Ben	2-2	58	29.0	14-23	.609	9-15	.600	2-2	1.000	0	5	5	2.5	6	0	8	4.00	3	1.50	2.67	0	0.00	3	1.50	39	19.5
21	ABROMAITIS, Tim	2-2	56	28.0	6-25	.240	3-16	.188	8-10	.800	2	10	12	6.0	3	0	3	1.50	3	1.50	1.00	1	0.50	2	1.00	23	11.5
01	NASH, Tyrone	2-2	50	25.0	4-7	.571	0-0	.000	15-19	.789	4	7	11	5.5	2	0	2	1.00	2	1.00	1.00	0	0.00	1	0.50	23	11.5
00	ATKINS, Eric	2-0	44	22.0	8-11	.727	3-4	.750	0-0	.000	0	4	4	2.0	1	0	7	3.50	3	1.50	2.33	0	0.00	0	0.00	19	9.5
14	MARTIN, Scott	2-2	51	25.5	4-16	.250	1-8	.125	4-7	.571	3	5	8	4.0	4	0	5	2.50	4	2.00	1.25	1	0.50	1	0.50	13	6.5
45	COOLEY, Jack	2-0	28	14.0	4-5	.800	0-0	.000	3-3	1.000	6	4	10	5.0	4	0	1	0.50	2	1.00	0.50	1	0.50	1	0.50	11	5.5
32	BROOKS, Joey	2-0	31	15.5	5-9	.556	1-4	.250	0-0	.000	3	3	6	3.0	3	0	3	1.50	1	0.50	3.00	0	0.00	3	1.50	11	5.5
34	SCOTT, Carleton	2-2	45	22.5	4-9	.444	0-4	.000	2-4	.500	3	10	13	6.5	7	0	6	3.00	3	1.50	2.00	2	1.00	1	0.50	10	5.0
12	DRAGICEVICH, Alex	2-0	11	5.5	2-5	.400	1-2	.500	4-4	1.000	1	2	3	1.5	1	0	0	0.00	0	0.00	0.00	0	0.00	0	0.00	9	4.5
25	KNIGHT, Tom	2-0	10	5.0	3-4	.750	0-0	.000	1-1	1.000	4	1	5	2.5	1	0	2	1.00	1	0.50	2.00	0	0.00	0	0.00	7	3.5
33	BROGHAMMER, Mike	2-0	12	6.0	2-7	.286	0-0	.000	1-2	.500	3	0	3	1.5	4	0	0	0.00	0	0.00	0.00	1	0.50	0	0.00	5	2.5
05	KOPKO, Tom	2-0	4	2.0	0-2	.000	0-1	.000	0-0	.000	1	0	1	0.5	0	0	0	0.00	0	0.00	0.00	0	0.00	0	0.00	0	0.0
Total.....		2	400		56-123	.455	18-54	.333	40-52	.769	33	55	88	44.0	36	0	37	18.50	22	11.00	1.68	6	3.00	12	6.00	170	85.0
Opponents.....		2	400		37-107	.346	8-32	.250	30-41	.732	22	41	63	31.5	50	-	25	12.50	32	16.00	0.78	5	2.50	7	3.50	112	56.0

Score by Periods	1st	2nd	Totals
Notre Dame	103	67	170
Opponents	45	67	112

2010-11 Notre Dame Men's Basketball  
 Notre Dame Overall Team Statistics (as of Nov 14, 2010)  
 All games

TEAM STATISTICS	ND	OPP
SCORING	170	112
Points per game	85.0	56.0
Scoring margin	+29.0	-
FIELD GOALS-ATT	56-123	37-107
Field goal pct	.455	.346
3 POINT FG-ATT	18-54	8-32
3-point FG pct	.333	.250
3-pt FG made per game	9.0	4.0
FREE THROWS-ATT	40-52	30-41
Free throw pct	.769	.732
F-Throws made per game	20.0	15.0
REBOUNDS	88	63
Rebounds per game	44.0	31.5
Rebounding margin	+12.5	-
ASSISTS	37	25
Assists per game	18.5	12.5
TURNOVERS	22	32
Turnovers per game	11.0	16.0
Turnover margin	+5.0	-
Assist/turnover ratio	1.7	0.8
STEALS	12	7
Steals per game	6.0	3.5
BLOCKS	6	5
Blocks per game	3.0	2.5
WINNING STREAK	2	-
Home win streak	2	-
ATTENDANCE	14643	0
Home games-Avg/Game	2-7322	0-0
Neutral site-Avg/Game	-	0-0

Score by Periods	1st	2nd	Totals
Notre Dame	103	67	170
Opponents	45	67	112



2010-11 Notre Dame Men's Basketball  
 Notre Dame Team Game-by-Game Comparison (as of Nov 14, 2010)  
 All games

Opponent	1st	2nd	Score	Mar	Total FG	FG Pct	3-Pointers	3FG Pct	Free Throws	FT Pct	Rebounds	Assist	T/Over	Block	Steal	Fouls
GEORGIA SOUTHERN	62/23	36/38	98-61	+37	33-68/16-48	.485/.333	8-26/3-15	.308/.200	24-27/26-34	.889/.765	46/27 +19	21/11	10/17	2/3	8/4	25/24
LIBERTY	41/22	31/29	72-51	+21	23-55/21-59	.418/.356	10-28/5-17	.357/.294	16-25/4-7	.640/.571	42/36 +6	16/14	12/15	4/2	4/3	11/26

Note: Game totals are displayed in the format TEAM/OPPONENT for each category

2010-11 Notre Dame Men's Basketball  
 Notre Dame Points-Rebounds-Assists (as of Nov 14, 2010)  
 All games

Opponent	Date	Score		00	01	05	12	14	21	23
				ATKINS,ERI	NASH,TYRON	KOPKO,TOM	DRAGICEVIC	MARTIN,SCO	ABROMAITIS	HANSBROUGH
GEORGIA SOUTHERN	11-12-10	98-61	w	9-3-3	7-2-1	0-1-0	9-3-0	7-5-2	10-5-3	20-3-4
LIBERTY	11-14-10	72-51	w	10-1-4	16-9-1	0-0-0	0-0-0	6-3-3	13-7-0	19-2-4

Opponent	Date	Score		25	32	33	34	45
				KNIGHT,TOM	BROOKS,JOE	BROGHAMME	SCOTT,CARL	COOLEY,JAC
GEORGIA SOUTHERN	11-12-10	98-61	w	7-4-1	7-3-2	5-2-0	6-7-4	11-6-1
LIBERTY	11-14-10	72-51	w	0-1-1	4-3-1	0-1-0	4-6-2	0-4-0

2010-11 Notre Dame Men's Basketball  
 Notre Dame Team High/Low Analysis (as of Nov 14, 2010)  
 All games

Notre Dame - TEAM GAME HIGHS

POINTS	98	GEORGIA SOUTHERN (11-12-10)
	72	LIBERTY (11-14-10)
FIELD GOALS MADE	33	GEORGIA SOUTHERN (11-12-10)
	23	LIBERTY (11-14-10)
FIELD GOAL ATTEMPTS	68	GEORGIA SOUTHERN (11-12-10)
	55	LIBERTY (11-14-10)
FIELD GOAL PERCENTAGE	.485 (33-68)	GEORGIA SOUTHERN (11-12-10)
	.418 (23-55)	LIBERTY (11-14-10)
3 PT FIELD GOALS MADE	10	LIBERTY (11-14-10)
	8	GEORGIA SOUTHERN (11-12-10)
3 PT FG ATTEMPTS	28	LIBERTY (11-14-10)
	26	GEORGIA SOUTHERN (11-12-10)
3 PT FG PERCENTAGE	.357 (10-28)	LIBERTY (11-14-10)
	.308 (8-26)	GEORGIA SOUTHERN (11-12-10)
FREE THROWS MADE	24	GEORGIA SOUTHERN (11-12-10)
	16	LIBERTY (11-14-10)
FREE THROW ATTEMPTS	27	GEORGIA SOUTHERN (11-12-10)
	25	LIBERTY (11-14-10)
FREE THROW PERCENTAGE	.889 (24-27)	GEORGIA SOUTHERN (11-12-10)
	.640 (16-25)	LIBERTY (11-14-10)
REBOUNDS	46	GEORGIA SOUTHERN (11-12-10)
	42	LIBERTY (11-14-10)
ASSISTS	21	GEORGIA SOUTHERN (11-12-10)
	16	LIBERTY (11-14-10)
STEALS	8	GEORGIA SOUTHERN (11-12-10)
	4	LIBERTY (11-14-10)
BLOCKED SHOTS	4	LIBERTY (11-14-10)
	2	GEORGIA SOUTHERN (11-12-10)
TURNOVERS	12	LIBERTY (11-14-10)
	10	GEORGIA SOUTHERN (11-12-10)
FOULS	25	GEORGIA SOUTHERN (11-12-10)
	11	LIBERTY (11-14-10)

2010-11 Notre Dame Men's Basketball  
 Notre Dame High/Low Analysis (as of Nov 14, 2010)  
 All games

Opponent - GAME HIGHS

POINTS	61	GEORGIA SOUTHERN (11-12-10)
	51	LIBERTY (11-14-10)
FIELD GOALS MADE	21	LIBERTY (11-14-10)
	16	GEORGIA SOUTHERN (11-12-10)
FIELD GOAL ATTEMPTS	59	LIBERTY (11-14-10)
	48	GEORGIA SOUTHERN (11-12-10)
FIELD GOAL PERCENTAGE	.356 (21-59)	LIBERTY (11-14-10)
	.333 (16-48)	GEORGIA SOUTHERN (11-12-10)
3 PT FIELD GOALS MADE	5	LIBERTY (11-14-10)
	3	GEORGIA SOUTHERN (11-12-10)
3 PT FG ATTEMPTS	17	LIBERTY (11-14-10)
	15	GEORGIA SOUTHERN (11-12-10)
3 PT FG PERCENTAGE	.294 (5-17)	LIBERTY (11-14-10)
	.200 (3-15)	GEORGIA SOUTHERN (11-12-10)
FREE THROWS MADE	26	GEORGIA SOUTHERN (11-12-10)
	4	LIBERTY (11-14-10)
FREE THROW ATTEMPTS	34	GEORGIA SOUTHERN (11-12-10)
	7	LIBERTY (11-14-10)
FREE THROW PERCENTAGE	.765 (26-34)	GEORGIA SOUTHERN (11-12-10)
	.571 (4-7)	LIBERTY (11-14-10)
REBOUNDS	36	LIBERTY (11-14-10)
	27	GEORGIA SOUTHERN (11-12-10)
ASSISTS	14	LIBERTY (11-14-10)
	11	GEORGIA SOUTHERN (11-12-10)
STEALS	4	GEORGIA SOUTHERN (11-12-10)
	3	LIBERTY (11-14-10)
BLOCKED SHOTS	3	GEORGIA SOUTHERN (11-12-10)
	2	LIBERTY (11-14-10)
TURNOVERS	17	GEORGIA SOUTHERN (11-12-10)
	15	LIBERTY (11-14-10)
FOULS	26	LIBERTY (11-14-10)
	24	GEORGIA SOUTHERN (11-12-10)

2010-11 Notre Dame Men's Basketball  
 Notre Dame High/Low Analysis (as of Nov 14, 2010)  
 All games

Notre Dame - GAME LOWS

POINTS	72	LIBERTY (11-14-10)
	98	GEORGIA SOUTHERN (11-12-10)
FIELD GOALS MADE	23	LIBERTY (11-14-10)
	33	GEORGIA SOUTHERN (11-12-10)
FIELD GOAL ATTEMPTS	55	LIBERTY (11-14-10)
	68	GEORGIA SOUTHERN (11-12-10)
FIELD GOAL PERCENTAGE	.418 (23-55)	LIBERTY (11-14-10)
	.485 (33-68)	GEORGIA SOUTHERN (11-12-10)
3 PT FIELD GOALS MADE	8	GEORGIA SOUTHERN (11-12-10)
	10	LIBERTY (11-14-10)
3 PT FG ATTEMPTS	26	GEORGIA SOUTHERN (11-12-10)
	28	LIBERTY (11-14-10)
3 PT FG PERCENTAGE	.308 (8-26)	GEORGIA SOUTHERN (11-12-10)
	.357 (10-28)	LIBERTY (11-14-10)
FREE THROWS MADE	16	LIBERTY (11-14-10)
	24	GEORGIA SOUTHERN (11-12-10)
FREE THROW ATTEMPTS	25	LIBERTY (11-14-10)
	27	GEORGIA SOUTHERN (11-12-10)
FREE THROW PERCENTAGE	.640 (16-25)	LIBERTY (11-14-10)
	.889 (24-27)	GEORGIA SOUTHERN (11-12-10)
REBOUNDS	42	LIBERTY (11-14-10)
	46	GEORGIA SOUTHERN (11-12-10)
ASSISTS	16	LIBERTY (11-14-10)
	21	GEORGIA SOUTHERN (11-12-10)
STEALS	4	LIBERTY (11-14-10)
	8	GEORGIA SOUTHERN (11-12-10)
BLOCKED SHOTS	2	GEORGIA SOUTHERN (11-12-10)
	4	LIBERTY (11-14-10)
TURNOVERS	10	GEORGIA SOUTHERN (11-12-10)
	12	LIBERTY (11-14-10)
FOULS	11	LIBERTY (11-14-10)
	25	GEORGIA SOUTHERN (11-12-10)



2010-11 Notre Dame Men's Basketball  
 Notre Dame High/Low Analysis (as of Nov 14, 2010)  
 All games

Opponent - GAME LOWS

POINTS	51		LIBERTY (11-14-10)
	61		GEORGIA SOUTHERN (11-12-10)
FIELD GOALS MADE	16		GEORGIA SOUTHERN (11-12-10)
	21		LIBERTY (11-14-10)
FIELD GOAL ATTEMPTS	48		GEORGIA SOUTHERN (11-12-10)
	59		LIBERTY (11-14-10)
FIELD GOAL PERCENTAGE	.333	(16-48)	GEORGIA SOUTHERN (11-12-10)
	.356	(21-59)	LIBERTY (11-14-10)
3 PT FIELD GOALS MADE	3		GEORGIA SOUTHERN (11-12-10)
	5		LIBERTY (11-14-10)
3 PT FG ATTEMPTS	15		GEORGIA SOUTHERN (11-12-10)
	17		LIBERTY (11-14-10)
3 PT FG PERCENTAGE	.200	(3-15)	GEORGIA SOUTHERN (11-12-10)
	.294	(5-17)	LIBERTY (11-14-10)
FREE THROWS MADE	4		LIBERTY (11-14-10)
	26		GEORGIA SOUTHERN (11-12-10)
FREE THROW ATTEMPTS	7		LIBERTY (11-14-10)
	34		GEORGIA SOUTHERN (11-12-10)
FREE THROW PERCENTAGE	.571	(4-7)	LIBERTY (11-14-10)
	.765	(26-34)	GEORGIA SOUTHERN (11-12-10)
REBOUNDS	27		GEORGIA SOUTHERN (11-12-10)
	36		LIBERTY (11-14-10)
ASSISTS	11		GEORGIA SOUTHERN (11-12-10)
	14		LIBERTY (11-14-10)
STEALS	3		LIBERTY (11-14-10)
	4		GEORGIA SOUTHERN (11-12-10)
BLOCKED SHOTS	2		LIBERTY (11-14-10)
	3		GEORGIA SOUTHERN (11-12-10)
TURNOVERS	15		LIBERTY (11-14-10)
	17		GEORGIA SOUTHERN (11-12-10)
FOULS	24		GEORGIA SOUTHERN (11-12-10)
	26		LIBERTY (11-14-10)

2010-11 Notre Dame Men's Basketball  
 Notre Dame Player High/Low Analysis (as of Nov 14, 2010)  
 All games

Notre Dame - INDIVIDUAL GAME HIGHS

Points	20		HANSBROUGH, Ben vs Georgia Southern (11-12-10)
	19		HANSBROUGH, Ben vs Liberty (11-14-10)
	16		NASH, Tyrone vs Liberty (11-14-10)
	13		ABROMAITIS, Tim vs Liberty (11-14-10)
	11		COOLEY, Jack vs Georgia Southern (11-12-10)
Field Goals Made	7		HANSBROUGH, Ben vs Liberty (11-14-10)
	7		HANSBROUGH, Ben vs Georgia Southern (11-12-10)
Field Goal Att.	13		HANSBROUGH, Ben vs Liberty (11-14-10)
	13		ABROMAITIS, Tim vs Georgia Southern (11-12-10)
FG Pct (min 5 made)	.700	(7-10)	HANSBROUGH, Ben vs Georgia Southern (11-12-10)
	.538	(7-13)	HANSBROUGH, Ben vs Liberty (11-14-10)
3-Point FG Made	5		HANSBROUGH, Ben vs Liberty (11-14-10)
	4		HANSBROUGH, Ben vs Georgia Southern (11-12-10)
3-Point FG Att.	9		ABROMAITIS, Tim vs Liberty (11-14-10)
	8		HANSBROUGH, Ben vs Liberty (11-14-10)
3-Pt FG Pct (min 2 made)	.667	(2-3)	ATKINS, Eric vs Liberty (11-14-10)
	.625	(5-8)	HANSBROUGH, Ben vs Liberty (11-14-10)
Free Throws Made	12		NASH, Tyrone vs Liberty (11-14-10)
	5		ABROMAITIS, Tim vs Georgia Southern (11-12-10)
Free Throw Att.	15		NASH, Tyrone vs Liberty (11-14-10)
	6		ABROMAITIS, Tim vs Georgia Southern (11-12-10)
FT Pct (min 3 made)	1.000	(4-4)	DRAGICEVICH, Alex vs Georgia Southern (11-12-10)
	1.000	(3-3)	MARTIN, Scott vs Georgia Southern (11-12-10)
	1.000	(3-3)	COOLEY, Jack vs Georgia Southern (11-12-10)
Rebounds	9		NASH, Tyrone vs Liberty (11-14-10)
	7		ABROMAITIS, Tim vs Liberty (11-14-10)
	7		SCOTT, Carleton vs Georgia Southern (11-12-10)
Assists	4		HANSBROUGH, Ben vs Liberty (11-14-10)
	4		ATKINS, Eric vs Liberty (11-14-10)
	4		SCOTT, Carleton vs Georgia Southern (11-12-10)
	4		HANSBROUGH, Ben vs Georgia Southern (11-12-10)
Steals	3		BROOKS, Joey vs Georgia Southern (11-12-10)
	2		ABROMAITIS, Tim vs Liberty (11-14-10)
	2		HANSBROUGH, Ben vs Georgia Southern (11-12-10)
Blocked Shots	2		SCOTT, Carleton vs Liberty (11-14-10)
	1		ABROMAITIS, Tim vs Liberty (11-14-10)
	1		MARTIN, Scott vs Liberty (11-14-10)
	1		BROGHAMMER, Mike vs Georgia Southern (11-12-10)
	1		COOLEY, Jack vs Georgia Southern (11-12-10)
Turnovers	3		SCOTT, Carleton vs Liberty (11-14-10)
	2		COOLEY, Jack vs Liberty (11-14-10)
	2		MARTIN, Scott vs Liberty (11-14-10)
	2		ABROMAITIS, Tim vs Liberty (11-14-10)
	2		HANSBROUGH, Ben vs Georgia Southern (11-12-10)
	2		MARTIN, Scott vs Georgia Southern (11-12-10)
	2		ATKINS, Eric vs Georgia Southern (11-12-10)
Fouls	4		SCOTT, Carleton vs Georgia Southern (11-12-10)
	4		MARTIN, Scott vs Georgia Southern (11-12-10)
	4		BROGHAMMER, Mike vs Georgia Southern (11-12-10)

2010-11 Notre Dame Men's Basketball  
 Notre Dame Opponent High/Low Analysis (as of Nov 14, 2010)  
 All games

OPPONENT INDIVIDUAL GAME HIGHS

Points	26		FERGUSON, Eric vs Georgia Southern (11-12-10)
	18		SPENCER, Rory vs Georgia Southern (11-12-10)
	12		MINAYA, David vs Liberty (11-14-10)
	10		BROWN, John vs Liberty (11-14-10)
	10		DRAYTON III, Ben vs Georgia Southern (11-12-10)
Field Goals Made	6		FERGUSON, Eric vs Georgia Southern (11-12-10)
	5		MINAYA, David vs Liberty (11-14-10)
	5		BROWN, John vs Liberty (11-14-10)
	5		SPENCER, Rory vs Georgia Southern (11-12-10)
Field Goal Att.	16		GORDON, Evan vs Liberty (11-14-10)
	11		BROWN, John vs Liberty (11-14-10)
	11		FERGUSON, Eric vs Georgia Southern (11-12-10)
FG Pct (min 5 made)	.545	(6-11)	FERGUSON, Eric vs Georgia Southern (11-12-10)
	.500	(5-10)	MINAYA, David vs Liberty (11-14-10)
	.500	(5-10)	SPENCER, Rory vs Georgia Southern (11-12-10)
3-Point FG Made	3		SANDERS, John Caleb vs Liberty (11-14-10)
	2		DRAYTON III, Ben vs Georgia Southern (11-12-10)
3-Point FG Att.	9		GORDON, Evan vs Liberty (11-14-10)
	6		DRAYTON III, Ben vs Georgia Southern (11-12-10)
3-Pt FG Pct (min 2 made)	.750	(3-4)	SANDERS, John Caleb vs Liberty (11-14-10)
	.333	(2-6)	DRAYTON III, Ben vs Georgia Southern (11-12-10)
Free Throws Made	14		FERGUSON, Eric vs Georgia Southern (11-12-10)
	8		SPENCER, Rory vs Georgia Southern (11-12-10)
Free Throw Att.	16		FERGUSON, Eric vs Georgia Southern (11-12-10)
	13		SPENCER, Rory vs Georgia Southern (11-12-10)
FT Pct (min 3 made)	.875	(14-16)	FERGUSON, Eric vs Georgia Southern (11-12-10)
	.615	(8-13)	SPENCER, Rory vs Georgia Southern (11-12-10)
Rebounds	12		BROWN, John vs Liberty (11-14-10)
	7		SPENCER, Rory vs Georgia Southern (11-12-10)
Assists	5		SANDERS, Jesse vs Liberty (11-14-10)
	4		GORDON, Evan vs Liberty (11-14-10)
	4		DRAYTON III, Ben vs Georgia Southern (11-12-10)
Steals	3		BROWN, John vs Liberty (11-14-10)
	1		FERGUSON, Eric vs Georgia Southern (11-12-10)
	1		HEWITT, Jelani vs Georgia Southern (11-12-10)
	1		SPENCER, Rory vs Georgia Southern (11-12-10)
	1		BASKERVILLE, Cameron vs Georgia Southern (11-12-10)
Blocked Shots	2		SPENCER, Rory vs Georgia Southern (11-12-10)
	1		BURRUS, Antwan vs Liberty (11-14-10)
	1		MCMASTERS, Carter vs Liberty (11-14-10)
	1		BASKERVILLE, Cameron vs Georgia Southern (11-12-10)
Turnovers	5		DRAYTON III, Ben vs Georgia Southern (11-12-10)
	5		FERGUSON, Eric vs Georgia Southern (11-12-10)
Fouls	5		BURRUS, Antwan vs Liberty (11-14-10)
	5		BAYNHAM, Marvin vs Georgia Southern (11-12-10)

## Individual Career History

### ABROMAITIS, Tim

Season	gp-gs	min/avg	Total		3-Point		F-Throws		Rebounds				pf	fo	ast	to	blk	stl	Scoring	
			fg-fga	pct	fg-fga	pct	ft-fta	pct	off	def	tot	avg							pts	avg
2007-08	12-0	40/3.3	6-21	.286	1-8	.125	7-7	1.000	5	7	12	1.0	5	0	3	4	1	1	20	1.7
2009-10	35-26	1104/31.5	183-370	.495	81-189	.429	117-134	.873	43	123	166	4.7	76	1	52	42	11	17	564	16.1
2010-11	2-2	56/28.0	6-25	.240	3-16	.188	8-10	.800	2	10	12	6.0	3	0	3	3	1	2	23	11.5
TOTAL	49-28	1200/24.5	195-416	.469	85-213	.399	132-151	.874	50	140	190	3.9	84	1	58	49	13	20	607	12.4

### ATKINS, Eric

Season	gp-gs	min/avg	Total		3-Point		F-Throws		Rebounds				pf	fo	ast	to	blk	stl	Scoring	
			fg-fga	pct	fg-fga	pct	ft-fta	pct	off	def	tot	avg							pts	avg
2010-11	2-0	44/22.0	8-11	.727	3-4	.750	0-0	.000	0	4	4	2.0	1	0	7	3	0	0	19	9.5
TOTAL	2-0	44/22.0	8-11	.727	3-4	.750	0-0	.000	0	4	4	2.0	1	0	7	3	0	0	19	9.5

### BROGHAMMER, Mike

Season	gp-gs	min/avg	Total		3-Point		F-Throws		Rebounds				pf	fo	ast	to	blk	stl	Scoring	
			fg-fga	pct	fg-fga	pct	ft-fta	pct	off	def	tot	avg							pts	avg
2009-10	13-0	71/5.5	10-22	.455	1-4	.250	3-7	.429	8	6	14	1.1	13	1	2	4	1	4	24	1.8
2010-11	2-0	12/6.0	2-7	.286	0-0	.000	1-2	.500	3	0	3	1.5	4	0	0	0	1	0	5	2.5
TOTAL	15-0	83/5.5	12-29	.414	1-4	.250	4-9	.444	11	6	17	1.1	17	1	2	4	2	4	29	1.9

### BROOKS, Joey

Season	gp-gs	min/avg	Total		3-Point		F-Throws		Rebounds				pf	fo	ast	to	blk	stl	Scoring	
			fg-fga	pct	fg-fga	pct	ft-fta	pct	off	def	tot	avg							pts	avg
2009-10	22-0	86/3.9	15-31	.484	4-7	.571	11-16	.688	5	4	9	0.4	12	0	4	5	0	9	45	2.0
2010-11	2-0	31/15.5	5-9	.556	1-4	.250	0-0	.000	3	3	6	3.0	3	0	3	1	0	3	11	5.5
TOTAL	24-0	117/4.9	20-40	.500	5-11	.455	11-16	.688	8	7	15	0.6	15	0	7	6	0	12	56	2.3

### COOLEY, Jack

Season	gp-gs	min/avg	Total		3-Point		F-Throws		Rebounds				pf	fo	ast	to	blk	stl	Scoring	
			fg-fga	pct	fg-fga	pct	ft-fta	pct	off	def	tot	avg							pts	avg
2009-10	21-0	111/5.3	8-20	.400	0-0	.000	4-12	.333	22	15	37	1.8	19	1	1	4	5	3	20	1.0
2010-11	2-0	28/14.0	4-5	.800	0-0	.000	3-3	1.000	6	4	10	5.0	4	0	1	2	1	1	11	5.5
TOTAL	23-0	139/6.0	12-25	.480	0-0	.000	7-15	.467	28	19	47	2.0	23	1	2	6	6	4	31	1.3

### DRAGICEVICH, Alex

Season	gp-gs	min/avg	Total		3-Point		F-Throws		Rebounds				pf	fo	ast	to	blk	stl	Scoring	
			fg-fga	pct	fg-fga	pct	ft-fta	pct	off	def	tot	avg							pts	avg
2010-11	2-0	11/5.5	2-5	.400	1-2	.500	4-4	1.000	1	2	3	1.5	1	0	0	0	0	0	9	4.5
TOTAL	2-0	11/5.5	2-5	.400	1-2	.500	4-4	1.000	1	2	3	1.5	1	0	0	0	0	0	9	4.5

### GRANT, Jerian

## Individual Career History

### HANSBROUGH, Ben

Season	gp-gs	min/avg	Total		3-Point		F-Throws		Rebounds				Scoring							
			fg-fga	pct	fg-fga	pct	ft-fta	pct	off	def	tot	avg	pf	fo	ast	to	blk	stl	pts	avg
2006-07*	35-9	827/23.6	75-175	.429	47-114	.412	58-74	.784	15	83	98	2.8	60	1	112	65	0	35	255	7.3
2007-08*	30-28	1005/33.5	98-236	.415	62-173	.358	56-71	.789	20	95	115	3.8	68	2	77	48	2	31	314	10.5
2009-10	35-35	1241/35.5	129-284	.454	67-162	.414	94-129	.729	29	107	136	3.9	82	2	153	63	5	37	419	12.0
2010-11	2-2	58/29.0	14-23	.609	9-15	.600	2-2	1.000	0	5	5	2.5	6	0	8	3	0	3	39	19.5
TOTAL	37-37	1299/35.1	143-307	.466	76-177	.429	96-131	.733	29	112	141	3.8	88	2	161	66	5	40	458	12.4
All*	102-74	3131/30.7	316-718	.440	185-464	.399	210-276	.761	64	290	354	3.5	216	5	350	179	7	106	1027	10.1

\* Statistics from prior team/school

### KNIGHT, Tom

Season	gp-gs	min/avg	Total		3-Point		F-Throws		Rebounds				Scoring							
			fg-fga	pct	fg-fga	pct	ft-fta	pct	off	def	tot	avg	pf	fo	ast	to	blk	stl	pts	avg
2010-11	2-0	10/5.0	3-4	.750	0-0	.000	1-1	1.000	4	1	5	2.5	1	0	2	1	0	0	7	3.5
TOTAL	2-0	10/5.0	3-4	.750	0-0	.000	1-1	1.000	4	1	5	2.5	1	0	2	1	0	0	7	3.5

### KOPKO, Tom

Season	gp-gs	min/avg	Total		3-Point		F-Throws		Rebounds				Scoring							
			fg-fga	pct	fg-fga	pct	ft-fta	pct	off	def	tot	avg	pf	fo	ast	to	blk	stl	pts	avg
2007-08	5-0	11/2.2	2-4	.500	1-3	.333	0-1	.000	1	1	2	0.4	1	0	0	0	0	0	5	1.0
2008-09	6-0	12/2.0	3-7	.429	0-3	.000	1-2	.500	0	0	0	0.0	0	0	3	1	0	2	7	1.2
2009-10	8-0	13/1.6	3-6	.500	2-4	.500	0-0	.000	0	0	0	0.0	2	0	0	1	0	0	8	1.0
2010-11	2-0	4/2.0	0-2	.000	0-1	.000	0-0	.000	1	0	1	0.5	0	0	0	0	0	0	0	0.0
TOTAL	21-0	40/1.9	8-19	.421	3-11	.273	1-3	.333	2	1	3	0.1	3	0	3	2	0	2	20	1.0

### MARTIN, Scott

Season	gp-gs	min/avg	Total		3-Point		F-Throws		Rebounds				Scoring							
			fg-fga	pct	fg-fga	pct	ft-fta	pct	off	def	tot	avg	pf	fo	ast	to	blk	stl	pts	avg
2007-08*	32-8	700/21.9	84-225	.373	26-83	.313	78-112	.696	42	79	121	3.8	78	3	44	48	21	31	272	8.5
2010-11	2-2	51/25.5	4-16	.250	1-8	.125	4-7	.571	3	5	8	4.0	4	0	5	4	1	1	13	6.5
TOTAL	2-2	51/25.5	4-16	.250	1-8	.125	4-7	.571	3	5	8	4.0	4	0	5	4	1	1	13	6.5
All*	34-10	751/22.1	88-241	.365	27-91	.297	82-119	.689	45	84	129	3.8	82	3	49	52	22	32	285	8.4

\* Statistics from prior team/school

### NASH, Tyrone

Season	gp-gs	min/avg	Total		3-Point		F-Throws		Rebounds				Scoring							
			fg-fga	pct	fg-fga	pct	ft-fta	pct	off	def	tot	avg	pf	fo	ast	to	blk	stl	pts	avg
2007-08	15-0	59/3.9	6-13	.462	0-1	.000	3-11	.273	8	12	20	1.3	6	0	5	3	1	2	15	1.0
2008-09	34-1	384/11.3	37-73	.507	0-0	.000	27-50	.540	51	70	121	3.6	52	2	23	13	6	15	101	3.0
2009-10	35-35	923/26.4	96-177	.542	0-0	.000	80-133	.602	79	104	183	5.2	101	3	59	48	16	24	272	7.8
2010-11	2-2	50/25.0	4-7	.571	0-0	.000	15-19	.789	4	7	11	5.5	2	0	2	2	0	1	23	11.5
TOTAL	86-38	1416/16.5	143-270	.530	0-1	.000	125-213	.587	142	193	335	3.9	161	5	89	66	23	42	411	4.8

### SCOTT, Carleton

Season	gp-gs	min/avg	Total		3-Point		F-Throws		Rebounds				Scoring							
			fg-fga	pct	fg-fga	pct	ft-fta	pct	off	def	tot	avg	pf	fo	ast	to	blk	stl	pts	avg
2008-09	20-0	90/4.5	20-31	.645	3-7	.429	7-9	.778	6	17	23	1.2	10	0	7	2	3	5	50	2.5
2009-10	34-9	641/18.9	68-138	.493	19-54	.352	16-21	.762	45	112	157	4.6	63	3	37	29	37	16	171	5.0
2010-11	2-2	45/22.5	4-9	.444	0-4	.000	2-4	.500	3	10	13	6.5	7	0	6	3	2	1	10	5.0
TOTAL	56-11	776/13.9	92-178	.517	22-65	.338	25-34	.735	54	139	193	3.4	80	3	50	34	42	22	231	4.1