



# 2011-12 NOTRE DAME MEN'S BASKETBALL

## ATHLETICS MEDIA RELATIONS: MEDIA RELATIONS CONTACTS:

Joyce Center  
Bernadette Cafarelli  
Sean Carroll

Room 112  
o: (574) 631-8458  
o: (574) 631-2664

Notre Dame, IN 46556  
c: (574) 532-0249  
c: (574) 340-2177

Fax: (574) 631-7941  
cafarelli.1@nd.edu  
carroll.64@nd.edu

## 2011-12 Schedule

Date	Opponent	Time
11/1	ST. XAVIER (Exhibition)	W, 90-72
11/7	STONEHILL (Exhibition)	W, 92-70
11/12	MISSISSIPPI VALLEY STATE	2:00 p.m.
11/14	DETROIT^ (ESPNU)	9:00 p.m.
11/16	SAM HOUSTON STATE^	7:30 p.m.
11/18	DELAWARE STATE	9:00 p.m.
11/21	vs. Missouri@ (ESPN2)	7:30 p.m.
11/22	vs. California/Georgia# (ESPN2/ESPNU)	7:45/10 p.m.
11/27	BRYANT	2:00 p.m.
11/30	at Gonzaga (ESPN2)	11:15 p.m.
12/4	vs. Maryland\$	4:45 p.m.
12/8	MAINE	7:30 p.m.
12/10	DARTMOUTH	7:30 p.m.
12/17	vs. Indiana% (ESPN2)	4:30 p.m.
12/19	SACRED HEART	7:30 p.m.
12/27	PITTSBURGH* (ESPN2)	7:00 p.m.
1/4	at Cincinnati*	7:00 p.m.
1/7	at Louisville* (ESPNU)	4:00 p.m.
1/10	USF*	7:00 p.m.
1/14	CONNECTICUT* (ESPN2)	11:00 a.m.
1/16	at Rutgers* (ESPNU)	9:00 p.m.
1/21	SYRACUSE* (ESPN)	6:00 p.m.
1/25	at Seton Hall*	8:00 p.m.
1/29	at Connecticut*	Noon
2/4	MARQUETTE* (CBS)	1:00 p.m.
2/8	at West Virginia* (ESPN2)	9:00 p.m.
2/11	DEPAUL*	Noon
2/15	RUTGERS* (ESPNU)	7:00 p.m.
2/18	at Villanova* (ESPNU)	9:00 p.m.
2/22	WEST VIRGINIA* (ESPN2)	7:00 p.m.
2/25	at St. John's* (ESPN)	Noon
2/27	at Georgetown* (ESPN)	7:00 p.m.
3/2	PROVIDENCE*	7:00 p.m.

### BIG EAST CHAMPIONSHIP

(Madison Square Garden; New York, N.Y.)

3/6	First Round
3/7	Second Round
3/8	Quarterfinals
3/9	Semifinals
3/10	Final

### NCAA CHAMPIONSHIP

3/13-14	First Round (Dayton, Ohio)
3/15-18	Second & Third Rounds (various locations)
3/22-25	Regional Rounds (various locations)
3/31	Final Four - Semifinals (New Orleans, La.)
4/2	Final Four - Final (New Orleans, La.)

^ - CBE Classic (Regional Rounds)

@ - CBE Classic - Kansas City, Mo. (Semifinals)

# - CBE Classic - Kansas City, Mo. (Championship/Consolation)

\$ - BB&T Classic - Washington, D.C.

% - Crossroads Classic - Indianapolis, Ind.

\* - BIG EAST Conference Game

Home events in **BOLD CAPS**

All times Eastern

## Mississippi Valley State vs. Notre Dame Nov. 12, 2011 • 2:00 p.m. (ET) Purcell Pavilion at the Joyce Center (9,149) Notre Dame, Ind.



### MISSISSIPPI VALLEY STATE Delta Devils

0-0, 0-0 SWAC  
H: 0-0; A: 0-0; N: 0-0



### NOTRE DAME Fighting Irish

0-0, 0-0 BIG EAST  
H: 0-0; A: 0-0; N: 0-0

#### TV:

None

#### Web Broadcast:

UND.com (free)

#### Radio:

Affiliate listings on Pg. 5

Broadcast also on UND.com

Jack Nolan (play-by-play)

LaPhonso Ellis (analyst)

#### Live Stats:

GameTracker on UND.com

#### Live Blog:

UND.com/blog

### IRISH OPEN SEASON AGAINST MISSISSIPPI VALLEY STATE

- Notre Dame will open its 107th season of men's basketball on Saturday against Mississippi Valley State. The first-ever meeting between the Fighting Irish and Delta Devils will tip-off at 2:00 p.m. (ET) inside Purcell Pavilion at the Joyce Center.
- Mississippi Valley State is a member of the Southwestern Athletic Conference (SWAC). The Delta Devils posted a 13-19 record last season, including a 12-6 mark in SWAC play.
- Notre Dame is 1-0 all-time against teams currently in the SWAC. The Fighting Irish defeated Prairie View A&M 89-52 during the 1987-88 season at the Joyce Center.
- The Fighting Irish went 2-0 in exhibition play. Notre Dame defeated Saint Xavier University (Ill.), 90-72, and Stonehill College (Mass.), 92-70.
- The Irish bring a 19-game home winning streak into Saturday's contest.
- A free live video broadcast of Saturday's game will be available on UND.com. Jack Nolan will handle play-by-play duties, while LaPhonso Ellis will serve as the analyst. The broadcast can also be heard on the radio (check Pg. 5 for affiliate info).

### IRISH IN SEASON OPENERS

- Notre Dame owns an all-time record of 88-18 (.830) in season openers and have won all 11 openers under head coach Mike Brey. Since the opening of Purcell Pavilion (formerly the Joyce Center), Notre Dame teams are 37-6 (.860) in season openers at home. The last time Notre Dame lost a season opener at home was against Miami of Ohio (76-65) on November 13, 1998.
- Notre Dame bested Georgia Southern, 98-61, at Purcell Pavilion in last season's opener.

### NOTRE DAME PROBABLE STARTING LINEUP

(2010-11 Statistics)

No.	Player	Pos.	Ht.	Wt.	Yr.	PPG	RPG	APG
0	Eric Atkins	G	6-1	182	So.	5.8	1.8	3.3
22	Jerian Grant	G	6-5	195	So.	--	--	--
32	Joey Brooks	G	6-6	220	Jr.	1.6	1.1	0.4
14	Scott Martin	G	6-8	222	Sr.	9.7	4.8	1.8
45	Jack Cooley	F	6-9	248	Jr.	3.7	3.1	0.3

## NOTRE DAME 2011-12 ROSTER

No.	Player	Pos	Ht.	Wt.	Yr.	Hometown/High School
0	Eric Atkins	G	6-1	182	So.	Columbia, Md./Mount Saint Joseph
4	Patrick Crowley	G	6-3	190	So.	Los Gatos, Calif./St. Francis
11	Garrick Sherman*	C	6-10	251	Jr.	Kenton, Ohio/Kenton/Michigan State
12	Alex Dragicevich	G	6-7	221	So.	Northbrook, Ill./Glenbrook North
14	Scott Martin	G	6-8	222	Sr.	Valparaiso, Ind./Valparaiso
21	Tim Abromaitis	F	6-8	236	GS	Unionville, Conn./Farmington
22	Jerian Grant	G	6-5	195	So.	Bowie, Md./DeMatha
24	Pat Connaughton	G/F	6-5	206	Fr.	Arlington, Mass./St. John's Prep
25	Tom Knight	F	6-9	250	Jr.	Dixfield, Maine/Dirigo
32	Joey Brooks	G	6-6	220	Jr.	Houston, Texas/Strake Jesuit College Prep
33	Mike Broghammer	F	6-9	265	Jr.	Orono, Minn./Hopkins
45	Jack Cooley	F	6-9	248	Jr.	Glenview, Ill./Glenbrook South

\* - will have to sit out the entire 2011-12 season due to NCAA transfer rules

### Alphabetical Roster

21	Tim Abromaitis	GS/F
0	Eric Atkins	So./G
33	Mike Broghammer	Jr./F
32	Joey Brooks	Jr./G
24	Pat Connaughton	Fr./G/F
45	Jack Cooley	Jr./F
4	Patrick Crowley	So./G
12	Alex Dragicevich	So./G
22	Jerian Grant	So./G
25	Tom Knight	Jr./F
14	Scott Martin	Sr./G
11	Garrick Sherman	Jr./C

**Head Coach:** Mike Brey (George Washington '82)

**Assistant Coach:** Anthony Solomon (Virginia '87)

**Assistant Coach:** Rod Balanis (Georgia Tech '93)

**Assistant Coach:** Martin Ingelsby (Notre Dame '01)

**Coordinator of Basketball Operations:** Harold Swanagan (Notre Dame '02)

**Athletic Trainer:** Skip Meyer (Central Connecticut State '74)

### Pronunciation Guide

Tim Abromaitis	.....	ab-row-MY-tis
Pat Connaughton	.....	Con-UH-tin
Jack Cooley	.....	COOL-ee
Mike Broghammer	.....	BROGE-hammer
Alex Dragicevich	.....	Drag-ee-vich
Jerian Grant	.....	JARE-in

## Series vs. Mississippi Valley State

### First Meeting

### BUSY BEGINNING

• The season opener against Mississippi Valley State on Nov. 12 will be the first of eight games in an 18-day span for the Fighting Irish. The stretch will end with a road test at Gonzaga on Nov. 30.

### CLASSIC CONNECTION

• Saturday will mark the first time Notre Dame head coach **Mike Brey** and Mississippi Valley State head coach Sean Woods have been involved in the same game since the classic Duke-Kentucky showdown in the 1992 NCAA East Regional Final. Brey was an assistant coach at Duke at that time, while Woods played for Kentucky. Woods gave the Wildcats a one-point lead with 2.1 seconds left in overtime, but Duke won, 104-103, on a last-second shot by Christian Laettner, who is the uncle of Notre Dame junior forward **Mike Broghammer**.

### ABSENCE OF ABRO

• Forward **Tim Abromaitis** will miss the first four games of the regular season due to a misunderstanding in the technicality of an NCAA rule governing seasons of competition that dates back to the 2008-09 campaign.

• In his sophomore year ('08-'09), Abromaitis played in Notre Dame's first two exhibition games against Briar Cliff (Oct. 31) and Stonehill (Nov. 9) and then was withheld from competition for the remainder of the season in order to preserve an extra year of eligibility. Under NCAA rules, and specifically Bylaw 14.2.3.1.3, freshman student-athletes are allowed to participate in preseason exhibition contests and still preserve the entire year of eligibility. The Bylaw, however, does not provide the same exception for returning student-athletes in their sophomore, junior and senior seasons. Therefore, Abromaitis technically used a season of eligibility when he participated in those two preseason exhibition contests during that year.

• Abromaitis' fifth year of eligibility has been preserved for this season due to an NCAA waiver that took into consideration the Notre Dame men's basketball coaching staff's misunderstanding of the rule and on the condition that he be withheld from the first four regular-season games.

• Saturday will be the first game Abromaitis has missed since he sat out the 2008-09 campaign. He has played in 69 straight contests.

## Notre Dame's record in 2011-12 when ...

Played at the Purcell Pavilion.....	0-0
Played on the road.....	0-0
Played at a neutral site.....	0-0
BIG EAST Conference record (all games) .....	0-0
Non-conference record .....	0-0
Leading at halftime.....	0-0
Trailing at halftime.....	0-0
Tied at halftime.....	0-0
Playing an overtime game.....	0-0
Shoots .500 or better .....	0-0
Shoots .500 or less.....	0-0
Opponents shoots .500 or less.....	0-0
Shoots better than opponent.....	0-0
Shoots worse than opponent.....	0-0
Shoots same as opponent .....	0-0
Makes more free throws than opponent.....	0-0
Makes less free throws than opponent .....	0-0
Same number of free throws .....	0-0
Outrebounds opponents .....	0-0
Outrebounded by opponent .....	0-0
Same number of rebounds.....	0-0
Has more turnovers than opponent.....	0-0
Has fewer turnovers than opponent .....	0-0
Has same number of turnovers .....	0-0
Bench outscores opponent's bench.....	0-0
Outscored by opponent's bench .....	0-0
Bench points are the same.....	0-0
Plays a ranked opponent.....	0-0
Makes 10 or more three-pointers.....	0-0
No Notre Dame player fouls out.....	0-0
One Notre Dame player fouls out.....	0-0
Two or more Notre Dame players foul out.....	0-0
Wears White Uniforms .....	0-0
Wears Blue Uniforms .....	0-0
Wears Gold Uniforms.....	0-0
Wears Black Uniforms.....	0-0
Plays in an In-Season Tournament.....	0-0
Plays on Television .....	0-0
Plays in November .....	0-0
Plays in December .....	0-0
Plays in January .....	0-0
Plays in February .....	0-0
Plays in March.....	0-0
Plays in Day Games.....	0-0
Plays in Night Games .....	0-0
Plays on Sundays.....	0-0
Plays on Mondays.....	0-0
Plays on Tuesdays.....	0-0
Plays on Wednesdays .....	0-0
Plays on Thursdays.....	0-0
Plays on Fridays.....	0-0
Plays on Saturdays .....	0-0
Final Margin is 5 points or less .....	0-0
Final Margin is 6-10 points.....	0-0
Final Margin is 11-20 points.....	0-0
Final Margin is 20-plus points.....	0-0
Has a player score 20-plus points .....	0-0
Has a player score 30-plus points .....	0-0
Scores 59 points or less .....	0-0
Scores 60-69 points.....	0-0
Scores 70-79 points.....	0-0
Scores 80-89 points.....	0-0
Scores 90-plus points.....	0-0

## 107 YEARS AND STRONG

• The 2011-12 campaign marks the 107th season of basketball at Notre Dame and the 17th season as a member of the BIG EAST Conference. Notre Dame teams have posted an all-time record of 1701-927 for a .647 winning percentage. In 15 seasons as a member of the BIG EAST, the Irish own a 147-125 (.540) record in conference regular-season play.

## ABROMAITIS EARNS PRESEASON ACCOLADES

- Notre Dame forward **Tim Abromaitis** has been selected to the preseason watch lists for both the John R. Wooden Award and the Naismith Trophy. Both awards are presented annually to the national player of the year. Fifty student-athletes appear on both watch lists.
- Abromaitis was named to the six-man preseason All-BIG EAST First Team.
- The Fighting Irish forward also is one of 30 candidates up for the Lowe's Senior CLASS Award.

## SOLID SCHEDULE

• Eight teams on Notre Dame's 2011-12 schedule are ranked in the Associated Press top-25 preseason poll. Six of the squads - #4 Connecticut, #5 Syracuse, #9 Louisville, #10 Pittsburgh, #21 Cincinnati and #22 Marquette - are BIG EAST foes, while the Fighting Irish will face #23 Gonzaga and #25 Missouri in non-conference action. The Irish will face fourth-ranked UConn twice during the regular season. Notre Dame could also face #24 California in the CBE Classic.

## IRISH TO PLAY IN CBE CLASSIC

- Missouri, Notre Dame, California and Georgia will serve as the four Regional Round hosts for the 2011 CBE Classic with play beginning on Nov. 13. Each of the four Regional Round hosts will play two games on campus before advancing to the Championship Rounds, Nov. 21-22, at Sprint Center in Kansas City, Mo.
- Joining Missouri, Notre Dame, Cal and Georgia in the 2011 CBE Classic are Austin Peay, Bowling Green, Detroit, George Washington, Mercer, Niagara, Sam Houston State and South Dakota State. Bowling Green and Mercer will serve as Subregional Round hosts for games played Nov. 21-23.
- The Fighting Irish will play host to Detroit and Sam Houston State in regional round action on Nov. 14 and 16, respectively.

## BACK TO THE BB&T

• Notre Dame will meet Maryland on Dec. 4 in the BB&T Classic at the Verizon Center in Washington, D.C. The Fighting Irish will be making their third appearance in the event, which is held annually in the nation's capital. Each of the last two meetings between Notre Dame and Maryland has occurred at the BB&T Classic. Notre Dame topped Maryland 79-67 during the 2002 event and the Irish bested the Terrapins again, 81-74, in the 2006 BB&T Classic.

## CROSSROADS CLASSIC

• Notre Dame will battle instate rival Indiana in the inaugural Crossroads Classic at Conseco Fieldhouse in Indianapolis, Ind. The game between the Irish and the Hoosiers is part of a doubleheader on Saturday, Dec. 17. Purdue and Butler meet in the first game at 2:00 p.m. (ET) followed by Notre Dame and Indiana at 4:30 p.m. (ET).

## LIGHTS, CAMERA, ACTION

• Notre Dame will have 17 television appearances during the 2011-12 season. The Irish will appear on ESPN's family of networks 16 times in addition to being on CBS once.

## DOUBLE-DUTY

• Freshman guard/forward **Pat Connaughton** also is a pitcher on the Fighting Irish baseball team. Connaughton is the 66th Notre Dame student-athlete to compete in both basketball and baseball and the first to do so since Tom Hansen during the 1973-74 academic year.

## Number of Games Led Irish in This Season/Career

(Career figure in parenthesis)

### Tim Abromaitis

Points -- (16)  
Rebounds -- (14)  
Assists -- (4)  
Blocks -- (7)  
Steals -- (14)

### Eric Atkins

Points -- (2)  
Assists -- (10)  
Steals -- (9)

### Mike Broghammer

Blocks -- (2)  
Steals -- (1)

### Joey Brooks

Rebounds -- (1)  
Steals -- (4)

### Jack Cooley

Points -- (1)  
Rebounds -- (1)  
Blocks -- (10)  
Steals -- (2)

### Scott Martin

Points -- (1)  
Rebounds -- (5)  
Assists -- (1)  
Blocks -- (3)  
Steals -- (4)

## Number of Games This Season With ...

(Career figure in parenthesis)

### Double-Figure Points

Tim Abromaitis -- (57)  
Scott Martin -- (32, 19 at ND)  
Eric Atkins -- (7)  
Jack Cooley -- (4)  
Joey Brooks -- (1)

### 30-Plus Points

Tim Abromaitis -- (3)

### 20-Plus Points

Tim Abromaitis -- (21)  
Scott Martin -- (1, 1 at ND)

### 10-Plus Rebounds

Tim Abromaitis -- (4)  
Scott Martin -- (1, 1 at ND)

### Double-Doubles

Tim Abromaitis -- (3)  
Scott Martin -- (1, 1 at ND)

## Free-Throw Shooting in Final Five Minutes and Overtime This Season:

Tim Abromaitis	0-0 (.000)
Eric Atkins	0-0 (.000)
Mike Broghammer	0-0 (.000)
Joey Brooks	0-0 (.000)
Pat Connaughton	0-0 (.000)
Jack Cooley	0-0 (.000)
Patrick Crowley	0-0 (.000)
Alex Dragicevich	0-0 (.000)
Jerian Grant	0-0 (.000)
Tom Knight	0-0 (.000)
Scott Martin	0-0 (.000)
<b>Total</b>	0-0 (.000)
<b>Opponents</b>	0-0 (.000)

## IRISH CAPTAINS

• **Tim Abromaitis** and **Scott Martin** will captain the Fighting Irish during the 2011-12 season. Abromaitis is the 19th player in program history to serve as a two-time team captain.

## ABROMAITIS REPRESENTS USA AT WORLD UNIVERSITY GAMES

• In August, **Tim Abromaitis** represented the United States at the 2011 World University Games in China. The U.S. squad posted a 7-1 record and placed fifth in the competition. Abromaitis started three of the games and averaged 6.4 points and 4.3 rebounds per contest.

## HOME SWEET HOME

- The Fighting Irish bring a 19-game home win streak into the 2011-12 campaign.
- The Fighting Irish concluded their 2010-11 home slate with a perfect 17-0 mark. It's the third undefeated season at Purcell Pavilion at the Joyce Center in the last five years and the fifth overall for Notre Dame since the building opened at the start of the 1968-69 campaign. The other perfect home seasons occurred in: 1973-74 (15-0), 1985-86 (15-0), 2006-07 (18-0) and 2007-08 (17-0).
- Notre Dame is the only BIG EAST team that did not lose at home in 2010-11.
- Over the course of the last five seasons, Notre Dame is the only school nationally to go undefeated at home in three seasons (Duke and Kansas have done it twice), while its 84-6 record at home for a .933 winning percentage is the sixth best among NCAA Division I schools. The Irish also own the best record among all BIG EAST teams in regular-season conference home games over the same time span with a sterling 39-5 record for an .886 winning percentage.
- See page 8 of this notes packet for more information

## 408 AND COUNTING

• Notre Dame has made at least one three-pointer in 408 straight contests dating back to the 1998-99 campaign. The Fighting Irish have made at least one three pointer during every game of the Mike Brey era. The last time an Irish team failed to hit a three-pointer in a game was in a 101-70 loss to Connecticut at the Hartford Civic Center on Jan. 12, 1999. Notre Dame finished 0-7 from beyond the arc in that contest. In 2008-09, the Irish set a single-season three-point record with 319.

## UNPRECEDENTED SUCCESS

- Last season's 27 wins (27-7) were the most in the modern era of Fighting Irish basketball. Notre Dame's highest win total ever was 33 (33-7) in 1908-09.
- The 14 regular-season BIG EAST victories in 2010-11 tied the program standard. The Fighting Irish went 14-4 in BIG EAST play in 2007-08.
- Notre Dame's 15 BIG EAST wins (14 regular season, 1 tournament) last season were the most in program history (combined regular season and tournament).

## WHAT A RUN

• Notre Dame has posted a 96-42 (.696) record over the past four seasons. The 96 wins are the most victories in program history over a four-year span. The previous standard was 93 from when the Irish went 93-43 from 2006-10. The past four seasons also has produced the most regular-season BIG EAST victories (46) in school history. The Irish have gone 46-26 in BIG EAST regular-season play over the past four seasons.

## IRISH AIM FOR SIXTH STRAIGHT 20-WIN CAMPAIGN

• Notre Dame has reached the 20-win mark in each of the last five seasons and eight times in the last 11 seasons under head coach **Mike Brey**. The last time Irish teams reached the 20-win plateau in six straight campaigns was from 1983-89 under head coach Digger Phelps.

## ELDER STATESMAN

• **Mike Brey** is entering his 12th season along the Irish sidelines. He is the third-longest tenured coach in the BIG EAST, behind only Jim Boeheim of Syracuse and Jim Calhoun of Connecticut. Brey stands sixth all-time in career BIG EAST victories (both regular-season and tournament) with his 119-83 (.589) mark. He is one of eight coaches in BIG EAST history to record 100 conference wins.



## Hitting The Century Mark

Notre Dame has scored at least 100 points 13 times during the Mike Brey era. Most recently, the Fighting Irish deposited 102 points on Nov. 17, 2010 versus Chicago State. Here are Notre Dame's 100-point outputs during Brey's tenure.

Date	Opponent	Result
11/18/00	Sacred Heart	W, 104-58
11/22/00	Loyola (Chicago)	W, 107-68
2/9/02	at Georgetown (4ot)*	W, 116-111
12/14/02	DePaul	W, 102-71
1/25/03	at Boston College (ot)*	W, 101-96
2/18/06	at Seton Hall*	W, 102-91
12/28/06	Rider	W, 101-51
1/30/07	at Syracuse*	W, 103-91
12/8/07	Northern Illinois	W, 108-62
12/2/08	South Dakota	W, 102-76
2/21/09	at Providence*	W, 103-84
12/22/09	Bucknell	W, 101-69
11/17/10	Chicago State	W, 102-62

\* - BIG EAST Game

## Taking Care Of The Basketball

Under Irish head coach Mike Brey, Notre Dame always has been a team that has had a high number of assists and very few turnovers. Here's a look at the Irish under Brey:

	FGs	Assts	TOs	Asst/Bskt	Asst/TO
2000-01	814	527	434	.647	1.21
2001-02	934	629	435	.673	1.45
2002-03	917	558	446	.609	1.25
2003-04	766	434	329	.567	1.32
2004-05	671	415	341	.618	1.22
2005-06	772	468	364	.606	1.29
2006-07	869	552	414	.635	1.33
2007-08	914	608	429	.665	1.42
2008-09	988	601	343	.608	1.75
2009-10	918	585	362	.637	1.62
2010-11	843	563	364	.668	1.55
2011-12	--	--	--	--	--

## POSTSEASON STRETCH

• Notre Dame has earned appearances in the postseason in each of the last 12 seasons, which marks the longest stretch in school history. The Irish have been to the NCAA Tournament on seven occasions and the National Invitation Tournament (NIT) five times during this current stretch. Under head coach **Mike Brey**, Notre Dame has played in the NAAs seven times and NIT four times.

## 2011-12 Notre Dame Men's Basketball on the Radio

Fighting Irish Digital Media (FIDM) will originate the Notre Dame Basketball Radio Network in 2011-2012 with the broadcast teams of Jack Nolan and two former players, LaPhonso Ellis ('92) and Jordan Cornette ('05) bringing basketball fans all the exciting action.

Affiliates: WSBT AM 960 (South Bend, Ind.); WLS AM 890 (Chicago, Ill.); WXNT-AM 1430 in Indianapolis, Ind.; WNUY-FM 100.1 (Fort Wayne, Ind.); WRSW ESPN 1480 AM (Warsaw, Ind.); WEFM FM 95.9 (Michigan City, Ind.); WLUV-AM 1520 (Rockford, Ill.); WVIL-FM 101.3 (Jacksonville/Peoria, Ill.); WJLS-AM 560 (Beckley, W.Va.); WKKX-AM 1600 (Wheeling, W.Va.); SiriusXM Satellite Radio (129) and worldwide on UND.com.

## Watch the Irish on UND.com

UND.com, the official web site of the University of Notre Dame athletics department, will feature a free broadcast for all Notre Dame non-conference home games that are not being televised. The live streaming feed will feature the official radio play-by-play call from Jack Nolan and LaPhonso Ellis or Jordan Cornette will serve as analyst. Here is the list of games that will be carried by UND.com ...

Nov. 12	Mississippi Valley State	2:00 p.m. (ET)
Nov. 16	Sam Houston State	7:30 p.m. (ET)
Nov. 18	Delaware State	9:00 p.m. (ET)
Nov. 27	Bryant	2:00 p.m. (ET)
Dec. 8	Maine	7:30 p.m. (ET)
Dec. 10	Dartmouth	7:30 p.m. (ET)
Dec. 19	Sacred Heart	7:30 p.m. (ET)

## 2011-12 Mike Brey Radio Show

The Mike Brey Radio Show is broadcast live from O'Rourke's Public House just south of the Notre Dame campus on Thursdays at 7:00 p.m. (ET) during the basketball season. Irish fans can join head coach Mike Brey as well as Irish players for an in-depth look inside Notre Dame Basketball. Notre Dame Men's Basketball play-by-play announcer Jack Nolan hosts the show which can be heard live on NewsRadio 960 WSBT-AM in South Bend and worldwide on UND.com. The show can also be heard Friday nights on Sirius XM College Sports Nation Channel 91.

## Schedule

Show #1	Thursday, December 1, 2011
Show #2	Thursday, December 15, 2011
Show #3	Thursday, December 29, 2011
Show #4	Monday, January 2, 2012
Show #5	Thursday, January 12, 2012
Show #6	Thursday, January 19, 2012
Show #7	Thursday, January 26, 2012
Show #8	Thursday, February 2, 2012
Show #9	Thursday, February 9, 2012
Show #10	Thursday, February 16, 2012
Show #11	Thursday, February 23, 2012
Show #12	Thursday, March 1, 2012



## 2011-12 BIG EAST STANDINGS

(as of games played on Nov. 9)

	Overall Record	BIG EAST Record
St. John's	2-0	0-0
Cincinnati	0-0	0-0
Connecticut	0-0	0-0
DePaul	0-0	0-0
Georgetown	0-0	0-0
Louisville	0-0	0-0
Marquette	0-0	0-0
<b>NOTRE DAME</b>	<b>0-0</b>	<b>0-0</b>
Pittsburgh	0-0	0-0
Providence	0-0	0-0
Rutgers	0-0	0-0
Seton Hall	0-0	0-0
Syracuse	0-0	0-0
USF	1-0	0-0
Villanova	0-0	0-0
West Virginia	0-0	0-0

### Players of the Week

NA

### Rookies of the Week

NA

### Notre Dame Weekly Honor Roll Honorees

NA

### 2011-12 Notre Dame Men's Basketball Press Conferences

(Contact Bernie Cafarelli at (574) 631-7516 or at [cafarelli.1@nd.edu](mailto:cafarelli.1@nd.edu) for teleconference number information)

Thursday, Nov. 10	10:00 a.m. (ET)
Monday, Nov. 28	10:00 a.m. (ET)
Tuesday, Dec. 6	10:00 a.m. (ET)
Thursday, Dec. 15	1:00 p.m. (ET)*
Monday, Dec. 26	10:00 a.m. (ET)
Monday, Jan. 2	10:00 a.m. (ET)
Thursday, Jan. 12	10:00 a.m. (ET)
Monday, Jan. 23	10:00 a.m. (ET)
Monday, Feb. 6	10:00 a.m. (ET)
Monday, Feb. 13	10:00 a.m. (ET)
Monday, Feb. 20	10:00 a.m. (ET)
Wednesday, Feb. 29	10:00 a.m. (ET)

\* - Note special time

### 2011-12 BIG EAST Teleconferences

(Contact the BIG EAST Conference at (401) 453-0660 for teleconference number information)

#### Jan. 5, Jan. 19, Feb. 2 and Feb. 16

11:00 a.m.	Buzz Williams, Marquette
<b>11:08 a.m.</b>	<b>Mike Brey, Notre Dame</b>
11:16 a.m.	Ed Cooley, Providence
11:24 a.m.	Jim Calhoun, Connecticut
11:32 a.m.	Steve Lavin, St. John's
11:40 a.m.	Mick Cronin, Cincinnati
11:48 a.m.	Kevin Willard, Seton Hall
11:56 a.m.	Rick Pitino, Louisville

#### Jan. 12, Jan. 26, Feb. 9 and Feb. 23

11:00 a.m.	Jay Wright, Villanova
11:08 a.m.	Stan Heath, USF
11:16 a.m.	Bob Huggins, West Virginia
11:24 a.m.	Mike Rice, Rutgers
11:32 a.m.	Oliver Purnell, DePaul
11:40 a.m.	Jamie Dixon, Pittsburgh
11:48 a.m.	Jim Boeheim, Syracuse
11:56 a.m.	John Thompson III, Georgetown

## 2011-12 BIG EAST Preseason Coaches' Poll

	Pts.
1. Connecticut (7)	209
Syracuse (5)	209
3. Louisville (3)	201
4. Pittsburgh (1)	188
5. Cincinnati	169
6. Marquette	155
7. West Virginia	132
8. Villanova	127
<b>9. NOTRE DAME</b>	<b>114</b>
10. Georgetown	104
11. Rutgers	75
12. St. John's	71
13. Seton Hall	56
14. USF	43
15. Providence	40
16. DePaul	27

First-place votes in parentheses

## 2011-12 BIG EAST Preseason Awards

### PLAYER OF THE YEAR

Ashton Gibbs, Pittsburgh

### ROOKIE OF THE YEAR

Andre Drummond, Connecticut

### PRESEASON FIRST TEAM

**Tim Abromaitis, Notre Dame, F, Gr.**

Ashton Gibbs, Pittsburgh, G, Sr.

Jeremy Lamb, Connecticut, G/F, So.

Darius Johnson-Odom, Marquette, G, Sr.

Kris Joseph, Syracuse, F, Sr.

Kevin Jones, West Virginia, F, Sr.

### PRESEASON SECOND TEAM

Yancy Gates, Cincinnati, F, Sr.

Alex Oriakhi Connecticut, F/C, Jr.

Peyton Siva, Louisville, G, Jr.

Scoop Jardine, Syracuse, G, Sr.

Maalik Wayns, Villanova, G, Jr.

### HONORABLE MENTION

Andre Drummond, Connecticut, C, Fr.

Shabazz Napier, Connecticut, G, So.

Cleveland Melvin, DePaul, F, So.

Jae Crowder, Marquette, F, Sr.

Augustus Gilchrist, USF, F/C, Sr.

## National Polls

### Associated Press Top 25 (Preseason)

- North Carolina
- Kentucky
- Ohio State
- Connecticut**
- Syracuse**
- Duke
- Vanderbilt
- Florida
- Louisville**
- Pittsburgh**
- Memphis
- Baylor
- Kansas
- Xavier
- Wisconsin
- Arizona
- UCLA
- Michigan
- Alabama
- Texas A&M
- Cincinnati**
- Marquette**
- Gonzaga**
- California
- Missouri**

### ESPN/USA Today Coaches Poll (Preseason)

- North Carolina
- Kentucky
- Ohio State
- Connecticut**
- Syracuse**
- Duke
- Vanderbilt
- Louisville**
- Memphis
- Florida
- Pittsburgh**
- Baylor
- Kansas
- Wisconsin
- Xavier
- Arizona
- Alabama
- Michigan
- Texas A&M
- UCLA
- Marquette**
- Cincinnati**
- Gonzaga**
- California
- Missouri**

**Bold** indicates 2011-12 Irish opponent

# ALL ABOUT ABRO

## IN THE IRISH RECORD BOOK

### Three-Point Field Goals Made

1.	Colin Falls	2003-07	331
2.	Chris Thomas	2001-05	302
3.	Matt Carroll	1999-03	301
4.	Kyle McAlarney	2005-09	298
5.	David Graves	1998-02	259
6.	Ryan Hoover	1992-96	248
7.	Chris Quinn	2002-05	239
8.	Ryan Ayers	2005-09	170
9.	Martin Ingelsby	1997-01	167
10.	<b>Tim Abromaitis</b>	<b>2007-11</b>	<b>160</b>
11.	Ben Hansbrough	2009-11	154
12.	Russell Carter	2003-07	139
13.	Luke Zeller	2005-09	107
14.	Tory Jackson	2006-10	103
15.	Pat Garrity	1994-98	100
16.	Antoni Wyche	1995-99	93
17.	Elmer Bennett	1988-92	91
18.	Jordan Cornette	2001-05	74
19.	Joe Fredrick	1986-90	73
20.	Rob Kurz	2004-08	72

### Three-Point Field Goals Attempted

1.	Chris Thomas	2001-05	833
2.	Colin Falls	2003-07	826
3.	Matt Carroll	2002-03	762
4.	Kyle McAlarney	2005-09	687
5.	Ryan Hoover	1992-96	680
6.	David Graves	1998-02	630
7.	Chris Quinn	2002-06	573
8.	Ryan Ayers	2005-09	401
9.	Martin Ingelsby	1997-01	394
10.	<b>Tim Abromaitis</b>	<b>2007-11</b>	<b>379</b>
11.	Ben Hansbrough	2009-11	362
12.	Russell Carter	2003-07	342
13.	Antoni Wyche	1995-99	333
14.	Tory Jackson	2006-10	320
15.	Luke Zeller	2005-09	297
16.	Pat Garrity	1994-98	279
17.	Elmer Bennett	1988-92	259
18.	Jordan Cornette	2001-05	245
19.	Troy Murphy	1998-01	191
20.	Pete Miller	1993-97	190

### Three-Point Field Goal Percentage (Min. 120 Attempted)

1.	Joe Fredrick	1986-90	.490
2.	Kyle McAlarney	2005-09	.434
3.	Ben Hansbrough	2009-11	.425
4.	Ryan Ayers	2005-09	.424
	Martin Ingelsby	1997-01	.424
6.	<b>Tim Abromaitis</b>	<b>2007-11</b>	<b>.422</b>
7.	Chris Quinn	2002-06	.417
8.	David Graves	1998-02	.411
9.	Rob Kurz	2004-08	.409
10.	David Rivers	1984-88	.406
	Russell Carter	2003-07	.406
12.	Colin Falls	2003-07	.401
13.	Keith Friel	1996-98	.397
14.	Matt Carroll	1999-03	.395
15.	Jamere Jackson	1987-90	.380
	Jonathan Peoples	2006-10	.377
17.	Kevin Ellery	1988-91	.372
18.	Carl Cozen	1991-94	.370
19.	Ryan Hoover	1993-96	.365
20.	Chris Thomas	2001-05	.363



- 2011-12 Preseason All-BIG EAST First Team
- John R. Wooden Award Preseason Top 50 List (2011-12)
- Naismith Trophy Preseason Watch List (2011-12)
- Lowe's Senior CLASS Award Candidate (2011-12)
- Capital One First Team Academic All-American (2011)
- ESPN The Magazine First Team Academic All-American (2010)
- BIG EAST Scholar Athlete of the Year (2010 & 2011)
- BIG EAST Sports Excellence Award (2010 & 2011)
- Third Team All-BIG EAST (2011)
- BIG EAST Honorable Mention (2010)
- Four-Time BIG EAST Weekly Honor Roll Selection
- Four-Time BIG EAST Academic All-Star
- Notre Dame Club of St. Joseph Valley Rockne Student-Athlete Award (2010 & 2011)
- Notre Dame Co-Most Improved Player Award (2010)
- Team Captain (2010-11, 2011-12)
- Old Spice Classic MVP (2010)
- Graduate of Notre Dame's Mendoza College of Business
  - Bachelor's Degree in Finance (2010) - 3.73 GPA
  - MBA (2011)
- 2011 World University Games Participant
  - Started three games and averaged 6.4 ppg and 4.3 rpg.
  - Team USA posted a 7-1 record (fifth-place finish)

# HOME SWEET HOME

## Home Winning Percentage Leaders Since the Beginning of 2006-07 Season (five-plus seasons)

	Team	Wins	Losses	Percentage
1.	Utah State	81	2	97.59
2.	Kansas	89	4	95.70
3.	BYU	75	4	94.94
4.	Xavier	73	4	94.81
5.	Pittsburgh	87	5	94.57
6.	<b>NOTRE DAME</b>	<b>84</b>	<b>6</b>	<b>93.33</b>
7t.	Duke	80	6	93.02
7t.	Wisconsin	80	6	93.02
9.	Memphis	92	7	92.93
10.	Purdue	77	7	91.67
11.	Ohio State	87	8	91.58
12.	Butler	69	7	90.79
13.	Michigan State	74	8	90.24
14.	Texas	76	9	89.41
15.	North Carolina	73	9	89.02
16.	San Diego State	69	9	88.46
17.	Kent State	67	9	88.16
18.	South Dakota	66	9	88.00
19.	Missouri	79	11	87.78
20.	Old Dominion	71	10	87.65
21t.	Creighton	78	12	86.67
21t.	Dayton	78	12	86.67
23.	Oklahoma State	69	11	86.25
24.	Belmont	55	9	85.94

## PURCELL PAVILION AT THE JOYCE CENTER



- The Fighting Irish bring a 19-game home win streak into the 2011-12 campaign.
- The Fighting Irish concluded their 2010-11 home slate with a perfect 17-0 mark. It's the third undefeated season at Purcell Pavilion at the Joyce Center in the last five years and the fifth overall for Notre Dame since the building opened at the start of the 1968-69 campaign. The other perfect home seasons occurred in: 1973-74 (15-0), 1985-86 (15-0), 2006-07 (18-0) and 2007-08 (17-0).
- Notre Dame is the only BIG EAST team that did not lose at home in 2010-11.
- Over the course of the last five seasons, Notre Dame is the only school nationally to go undefeated at home in three seasons (Duke and Kansas have done it twice), while its 84-6 record at home for a .933 winning percentage is the sixth best among NCAA Division I schools. The Irish also own the best record among all BIG EAST teams in regular-season conference home games over the same time span with a sterling 39-5 record for an .886 winning percentage.

## IRISH ENJOYING SUCCESSFUL RUN IN LEAGUE PLAY

*BIG EAST Records Since the Beginning of 2006-07 Season (five-plus seasons)*

	Overall			BIG EAST			Rank by Percentage	
	Wins	Losses	Percentage	Wins	Losses	Percentage	Overall	BIG EAST
Cincinnati	87	77	.530	36	52	.409	1.	Pittsburgh
Connecticut	122	53	.697	50	38	.568	2.	Syracuse
DePaul	55	104	.346	17	71	.193	3.	Louisville
Georgetown	118	50	.702	55	33	.625	4.	West Virginia
Louisville	127	48	.726	65	23	.739	5.	NOTRE DAME
Marquette	118	56	.678	53	35	.602	6.	Georgetown
<b>NOTRE DAME</b>	<b>120</b>	<b>50</b>	<b>.706</b>	<b>57</b>	<b>31</b>	<b>.648</b>	7.	Villanova
Pittsburgh	140	38	.787	65	23	.739	8.	Connecticut
Providence	79	79	.500	32	56	.364	9.	Marquette
Rutgers	62	94	.397	18	70	.205	10.	Cincinnati
St. John's	83	80	.509	36	42	.462	11.	St. John's
Seton Hall	79	77	.506	34	54	.386	12.	Seton Hall
Syracuse	130	48	.730	57	31	.648	13.	Providence
USF	63	95	.399	22	66	.250	14.	USF
Villanova	120	52	.698	53	35	.602	15.	Rutgers
West Virginia	128	51	.715	54	34	.614	16.	DePaul



## Last Notre Dame Win/Loss Versus Ranked Opponent in Associated Press Poll

	<u>Date</u>	<u>Opponent (Location)</u>	<u>Score</u>
Win vs. #1	2-1-87	North Carolina (H)	60-58
Loss vs. #1	11-26-08	(8) North Carolina (LC)!	87-102
Win vs. #2	1-24-11	(15) Pittsburgh (A)	56-51
Loss vs. #2	2-28-09	Connecticut (A)	65-72
Win vs. #3	3-3-90	Missouri (H)	98-67
Loss vs. #3	1-27-10	Villanova (A)	90-72
Win vs. #4	12-7-06	Alabama (H)	99-85
Loss vs. #4	2-7-04	Pittsburgh (H)	58-66
Win vs. #5	2-12-09	Louisville (H)	90-57
Loss vs. #5	1-1-11	(15) Syracuse (A)	58-70
Win vs. #6	11-25-08	(8) Texas (LC)!	81-80
Loss vs. #6	1-6-03	(5) Pittsburgh (A)	55-72
Win vs. #7	2-2-82	San Francisco (H)	75-66
Loss vs. #7	3-12-10	West Virginia (MSG)*	51-53
Win vs. #8	1-4-11	(14) Connecticut (H)	73-70
Loss vs. #8	1-17-09	(12) Syracuse (A)	74-93
Win vs. #9	12-29-10	(15) Georgetown (H)	69-55
Loss vs. #9	3-9-07	(20) Georgetown (MSG)*	82-84
Win vs. #10	2-21-01	(18) Boston College (H)	76-75
Loss vs. #10	1-2-10	Connecticut (A)	70-82
Win vs. #11	2-27-10	Georgetown (A)	78-64
Loss vs. #11	3-2-09	Villanova (H)	60-77
Win vs. #12	2-24-10	Pittsburgh (H)	68-53
Loss vs. #12	3-4-03	Syracuse (A)	88-92
Win vs. #13	12-2-02	Marquette (H)	92-71
Loss vs. #13	2-28-08	(17) Louisville (A)	85-90
Win vs. #14	12-5-87	Louisville (BFC)	69-54
Loss vs. #14	3-11-11	(4) Louisville (MSG)* (ot)	77-83
Win vs. #15	1-21-98	Syracuse (H)	83-63
Loss vs. #15	2-7-09	UCLA (A)	63-89
Win vs. #16	3-5-11	(8) Connecticut (A)	70-67
Loss vs. #16	1-18-03	(10) Kentucky (A)	73-88
Win vs. #17	3-7-70	(15) Ohio U. (D)\$	112-82
Loss vs. #17	12-8-10	(23) Kentucky (FH)^	58-72
Win vs. #18	1-26-08	Villanova (A)	90-80
Loss vs. #18	2-12-05	Pittsburgh (A)	66-68
Win vs. #19	2-28-11	(8) Villanova (H)	93-72
Loss vs. #19	3-8-02	Connecticut (MSG)*	77-82

Win vs. #20	1-15-98	West Virginia (A)	74-72
Loss vs. #20	1-12-09	(12) Louisville (A)	73-87
Win vs. #21	1-9-07	(22) West Virginia (H)	61-58
Loss vs. #21	3-22-08	(15) Washington St. (PC)\$	41-61
Win vs. #22	12-7-05	Alabama (A)	78-71
Loss vs. #22	3-16-07	Winthrop (SA)\$	64-74
Win vs. #23	12-3-06	Maryland (VC)@	81-74
Loss vs. #23	3-8-06	Georgetown (MSG)*	63-67
Win vs. #24	NA		
Loss vs. #24	3-5-05	Pittsburgh (H)	77-85
Win vs. #25	3-10-11	(4) Cincinnati (MSG)*	89-51
Loss vs. #25	3-13-08	Marquette (MSG)*	79-89

### Event/Location Notes

\$ - NCAA Tournament

\* - BIG EAST Tournament

! - Maui Invitational

^ - SEC/BIG EAST Invitational

@ - BB&T Classic

(H) - Home

(A) - Away

(LC) - Lahaina Civic Center (Maui)

(MCI) - MCI Center (Washington, D.C.)

(MSG) - Madison Square Garden (New York, N.Y.)

(KC) - Kansas City, Mo.

(D) - Dayton, Ohio

(BFC) - Big Four Classic (Indianapolis, Ind.)

(FH) - Freedom Hall (Louisville, Ky.)

(PC) - Pepsi Center (Denver, Colo.)

(SA) - Spokane Arena (Spokane, Wash.)

(VC) - Verizon Center (Washington, D.C.)

*Note - Number before opponent indicates Notre Dame's AP ranking at the time of the game*

***Bold italics*** indicates result from this season

## Notre Dame Highs and Lows Under Mike Brey

### Notre Dame – Team Game Highs (1st Half)

Points	62 vs. Loyola-Chicago (11/22/00)
	62 vs. Georgia Southern (11/12/10)*
Field Goals Made	24 vs. IPFW (11/10/06)*
	24 vs. Syracuse (1/30/07)
Field Goals Attempted	43 vs. New Hampshire (11/16/01)*
	43 vs. Syracuse (1/30/07)
Field Goal Percentage	75.0% (18-24) vs. West Virginia (1/9/10)*
3 PT Field Goals Made	14 vs. South Dakota (12/2/08)*
3 PT Field Goals Attempted	23 vs. South Dakota (12/2/08)*
3 PT Field Goals Percentage	85.7% (6-7) vs. West Virginia (1/9/10)*
Free Throws Made	18 vs. Liberty (11/22/09)*
	18 vs. Maine (11/22/10)*
Free Throws Attempted	24 vs. Liberty (11/22/09)*
Free Throw Percentage	100.0% on 18 occasions
Total Rebounds	32 vs. Chicago State (11/17/10)*
Offensive Rebounds	15 vs. Savannah State (12/2/08)*
Defensive Rebounds	24 vs. Northern Illinois (12/8/07)*
Assists	19 vs. Canisius (12/19/00)*
Steals	12 vs. New Hampshire (11/16/01)*
Blocked Shots	13 vs. Belmont (11/17/02)*
Turnovers	14 vs. Monmouth (11/16/07)
	14 vs. St. John's (1/16/11)
Fouls	13 vs. St. John's (1/16/11)

### Notre Dame – Team Game Highs (2nd Half)

Points	68 vs. Georgetown (4OT) (2/9/02)
Field Goals Made	24 vs. Pittsburgh (1/4/06)
Field Goals Attempted	63 vs. Georgetown (4OT) (2/9/02)
Field Goal Percentage	72.0% vs. Lafayette (11/14/06)
3 PT Field Goals Made	11 vs. St. John's (3/6/04)
	11 vs. North Carolina (11/26/08)
3 PT Field Goals Attempted	24 vs. Pittsburgh (1/4/06)
3 PT Field Goals Percentage	75.0% (6-8) vs. Connecticut (2/21/05)
Free Throws Made	27 vs. Seton Hall (2/18/06)
Free Throws Attempted	32 vs. California (11/26/10)
Free Throw Percentage	100.0% on six occasions
Total Rebounds	34 vs. Seton Hall (1/8/01)
Offensive Rebounds	15 vs. Army (12/19/04)*
Defensive Rebounds	25 vs. Sacred Heart (11/18/00)*
Assists	16 vs. Army (12/19/04)*
	16 vs. Maine (11/22/10)*
Steals	14 vs. New Hampshire (11/16/01)*
Blocked Shots	6 vs. Belmont (11/17/02)*
	6 vs. IUPUI (12/9/09)*
Turnovers	13 vs. Niagara (12/21/05)*
	13 vs. Marquette (1/12/08)
Fouls	26 vs. Pittsburgh (1/4/06)

### Notre Dame – Team Game Highs (Total)

Points	116 vs. Georgetown (4OT) (2/9/02)
Field Goals Made	42 vs. Canisius (12/19/00)*
Field Goals Attempted	94 vs. Georgetown (4OT) (2/9/02)
Field Goal Percentage	66.7% (34-51) vs. Pittsburgh (1/30/02)*
3 PT Field Goals Made	20 vs. Villanova (2/28/11)*#
3 PT Field Goals Attempted	44 vs. Canisius (12/22/00)
3 PT Field Goals Percentage	72.7% (16-22) vs. Loyola Chicago (11/22/00)*#
Free Throws Made	33 vs. Seton Hall (2/18/06)
Free Throws Attempted	45 vs. Columbia (12/23/05)*
Free Throw Percentage	100% (5-5) vs. Illinois (3/22/03)
	100% (19-19) vs. Villanova (1/8/05)*#
Total Rebounds	64 vs. Georgetown (4OT) (2/9/02)
Offensive Rebounds	24 vs. Seton Hall (1/8/01)
Defensive Rebounds	41 vs. Northern Illinois (12/8/07)*
Assists	32 vs. Canisius (12/19/00)*#
Steals	26 vs. New Hampshire (11/16/01)*#
Blocked Shots	19 vs. Belmont (12/17/02)*#
Turnovers	24 vs. Marquette (1/12/08)
Fouls	32 vs. Pittsburgh (1/4/06)

### Notre Dame – Team Game Lows (1st Half)

Points	17 vs. Connecticut (3/3/10)*
Field Goals Made	4 vs. St. John's (1/16/11)
Field Goals Attempted	14 vs. St. John's (1/16/11)
Field Goal Percentage	18.8% (6-32) vs. Connecticut (2/21/04)
3 PT Field Goals Made	0 vs. West Virginia (1/7/04)
	0 vs. California (11/26/10)
3 PT Field Goals Attempted	4 vs. St. Louis (11/28/09)
3 PT Field Goals Percentage	0.0% on three occasions
Free Throws Made	0 on ten occasions
Free Throws Attempted	0 on seven occasions
Free Throw Percentage	0.0% on ten occasions
Total Rebounds	9 vs. UCF (12/6/09)*
	9 vs. Pittsburgh (3/11/10)
Offensive Rebounds	0 vs. West Virginia (1/9/10)*
Defensive Rebounds	6 vs. Louisville (2/17/10)*
Assists	1 vs. Villanova (1/27/07)*
Steals	0 on eight occasions
Blocked Shots	0 on 32 occasions
Turnovers	0 vs. DePaul (1/23/10)*
Fouls	0 vs. Samford (12/30/04)*

### Notre Dame – Team Game Lows (2nd Half)

Points	18 vs. Pittsburgh (3/11/10)
Field Goals Made	5 vs. West Virginia (1/9/10)*
	5 vs. Pittsburgh (3/11/10)
Field Goals Attempted	13 vs. Pittsburgh (3/11/10)
Field Goal Percentage	21.4% (6-28) vs. Harvard (11/19/04)*
3 PT Field Goals Made	0 on four occasions
3 PT Field Goals Attempted	2 vs. Rutgers (2/6/11)*
3 PT Field Goals Percentage	0.0% (0-6) vs. Providence (1/31/08)*
	0.0% (0-2) vs. Rutgers (2/6/11)*
Free Throws Made	0 vs. Pittsburgh (1/12/04)
	0 vs. Indiana (11/24/08)
	0 vs. Old Dominion (3/18/10)
Free Throws Attempted	0 vs. Indiana (11/24/08)
	0 vs. Old Dominion (3/18/10)
Free Throw Percentage	0.0% on four occasions
Total Rebounds	7 vs. Rutgers (3/1/03)
Offensive Rebounds	2 on five occasions
Defensive Rebounds	4 vs. Rutgers (3/1/03)
Assists	0 vs. Harvard (11/19/04)
Steals	0 on 11 occasions
Blocked Shots	0 on 28 occasions
Turnovers	0 vs. West Virginia (3/10/04)
	0 vs. Cincinnati (3/10/11)
Fouls	3 on three occasions

### Notre Dame – Team Game Lows (Total)

Points	41 vs. Washington State (3/22/08)
Field Goals Made	13 vs. Rutgers (3/1/03)
	13 vs. Washington State (3/22/08)
Field Goals Attempted	34 vs. Pittsburgh (3/11/10)
Field Goal Percentage	24.5% (13-53) vs. Washington State (3/22/08)
3 PT Field Goals Made	1 vs. Pittsburgh (2/3/01)
	1 vs. California (11/26/10)
3 PT Field Goals Attempted	8 vs. Pittsburgh (2/3/01)
3 PT Field Goals Percentage	5.0% (1-20) vs. California (11/26/10)
Free Throws Made	1 vs. Connecticut (2/28/09)
Free Throws Attempted	3 vs. Old Dominion (3/18/10)
Free Throw Percentage	20.0% (1-5) vs. Connecticut (2/28/09)
Total Rebounds	21 vs. Rutgers (3/1/03)
Offensive Rebounds	3 vs. DePaul (12/14/02)*
Defensive Rebounds	14 vs. DePaul (12/11/04)*
Assists	6 vs. Mississippi (3/18/01)
Steals	1 on four occasions
Blocked Shots	0 on seven occasions
Turnovers	2 vs. DePaul (1/23/10)*
Fouls	6 on three occasions

\* Indicates game played at the Purcell Pavilion, Notre Dame, Ind.

# Indicates school record

## Opponent Highs and Lows Under Mike Brey

### Opponent – Team Game Highs (1st Half)

Points .....	53, Arizona (3/27/03)
Field Goals Made .....	23, Arizona (3/27/03)
Field Goals Attempted .....	44, Georgetown (3/4/01)*
Field Goal Percentage.....	61.5% (16-26), UCF (12/6/09)*
.....	61.5% (16-26), Marquette (1/22/11)*
3 PT Field Goals Made .....	9, Syracuse (1/11/06)*
.....	9, Lehigh (11/27/06)*
3 PT Field Goals Attempted .....	19, Syracuse (1/11/06)*
3 PT Field Goal Percentage.....	81.8% (9-11), Lehigh (11/26/06)*
Free Throws Made .....	14, Sacred Heart (11/18/00)*
Free Throws Attempted .....	19, Sacred Heart (11/18/00)*
Free Throw Percentage.....	100.0%, on 23 occasions
Total Rebounds .....	33, Connecticut (2/21/04)
Offensive Rebounds .....	16, Northern Illinois (11/24/03)*
Defensive Rebounds .....	21, on six occasions
Assists.....	15, Seton Hall (2/11/10)
Steals.....	9, Miami (Fla.) (2/23/02)
.....	9, Marquette (1/12/08)
Blocked Shots.....	10, Connecticut (2/21/04)
Turnovers.....	16, Loyola (Chicago) (11/22/00)*
Fouls.....	16, on four occasions

### Opponent – Team Game Highs (2nd Half)

Points .....	68, Georgetown (4 OT) (2/9/02)
Field Goals Made .....	21, Syracuse (2/24/08)*
Field Goals Attempted .....	49, Syracuse (2/24/08)*
Field Goal Percentage.....	68.2% (15-22), American (12/21/03)*
3 PT Field Goals Made .....	9, on three occasions
3 PT Field Goals Attempted .....	22, Tennessee Tech (12/17/00)*
3 PT Field Goal Percentage.....	100.0% (3-3), Seton Hall (2/5/03)
Free Throws Made .....	24, Pittsburgh (2 OT) (1/4/06)
Free Throws Attempted .....	39, Pittsburgh (2 OT) (1/4/06)
Free Throw Percentage.....	100.0% on eight occasions
Total Rebounds.....	38, Georgetown (4 OT) (2/9/02)
Offensive Rebounds .....	16, Syracuse (2/24/08)*
Defensive Rebounds .....	27, Georgetown (4 OT) (2/9/02)
Assists.....	19, Pittsburgh (2 OT) (1/4/06)
Steals.....	9, on two occasions
Blocked Shots.....	11, Georgetown (4 OT) (2/9/02)
Turnovers.....	15, New Hampshire (11/16/01)*
Fouls.....	20, Seton Hall (2/18/06)
.....	20, Rutgers (2/6/11)

### Opponent – Team Game Highs (Total)

Points .....	111, Georgetown (4 OT) (2/9/02)
Field Goals Made .....	41, Syracuse (3/4/03)*
Field Goals Attempted .....	82, Syracuse (2/24/08)*
Field Goal Percentage.....	63.0% (29-46), American (12/21/03)*
3 PT Field Goals Made .....	14, Texas (12/7/02)
.....	14, Lehigh (11/27/06)*
3 PT Field Goals Attempted .....	37, West Virginia (1/9/10)*
3 PT Field Goal Percentage.....	73.7% (14-19), Lehigh (11/27/06)*
Free Throws Made .....	35, Louisville (2OT) (2/17/10)
Free Throws Attempted .....	46, Pittsburgh (2 OT) (1/4/06)
Free Throw Percentage (min. 8 att.) .....	100%, on three occasions
Total Rebounds .....	59, Connecticut (2/21/04)
Offensive Rebounds .....	27, Loyola (Chicago) (11/22/00)*
Defensive Rebounds .....	42, Connecticut (1/24/09)*
Assists.....	30, Pittsburgh (2 OT) (1/4/06)
Steals.....	13, Niagara (12/21/05)*
Blocked Shots.....	19, Connecticut (OT) (2/21/06)
Turnovers.....	30, New Hampshire (11/16/01)*
Fouls.....	31, Columbia (12/23/05)*

### Opponent – Team Game Lows (1st Half)

Points .....	5, California (11/26/10)
Field Goals Made .....	2, California (11/26/10)
Field Goals Attempted .....	18, Georgetown (2/27/10)
Field Goal Percentage.....	8.0% (2-25), California (11/26/10)
3 PT Field Goals Made .....	0, on 12 occasions
3 PT Field Goals Attempted .....	2, Georgetown (2/9/02)
3 PT Field Goal Percentage.....	0.0%, on 12 occasions
Free Throws Made .....	0, on 29 occasions
Free Throws Attempted .....	0, on 15 occasions
Free Throw Percentage.....	0.0%, on 29 occasions
Total Rebounds.....	7, Georgetown (2/27/10)
.....	7, Maine (11/22/10)*
Offensive Rebounds .....	0, Lafayette (11/14/06)
Defensive Rebounds .....	5, on three occasions
Assists.....	1, California (11/26/10)
Steals.....	0, on 12 occasions
Blocked Shots.....	0, on 35 occasions
Turnovers.....	1, on six occasions
Fouls.....	1, Pittsburgh (2/12/05)
.....	1, DePaul (12/31/08)
.....	1, West Virginia (3/12/10)

### Opponent – Team Game Lows (2nd Half)

Points .....	8, Monmouth (11/16/07)
Field Goals Made .....	3, Monmouth (11/16/07)
Field Goals Attempted .....	19, Old Dominion (3/18/10)
Field Goal Percentage.....	13.0% (3-23), Monmouth (11/16/07)
3 PT Field Goals Made .....	0, on 11 occasions
3 PT Field Goals Attempted .....	3, on seven occasions
3 PT Field Goal Percentage.....	0.0% on 11 occasions
Free Throws Made .....	0, on three occasions
Free Throws Attempted .....	1, on three occasions
Free Throw Percentage.....	0.0% on three occasions
Total Rebounds.....	6, Marquette (3/6/10)
Offensive Rebounds .....	0, Kentucky (3/25/09)*
.....	0, Marquette (3/6/10)
Defensive Rebounds .....	3, Virginia Tech (2/22/03)*
.....	3, Marquette (1/22/11)*
Assists.....	1, UAB (3/17/09)*
.....	1, Pittsburgh (3/11/10)
Steals.....	0, on eight occasions
Blocked Shots.....	0, on 23 occasions
Turnovers.....	0, West Virginia (3/10/04)
.....	0, Pittsburgh (1/31/09)
Fouls.....	4, on four occasions

### Opponent – Team Game Lows (Total)

Points .....	33, Monmouth (11/16/07)
Field Goals Made .....	12, Bucknell (11/22/02)*
Field Goals Attempted .....	35, Rutgers (3/1/03)
Field Goal Percentage.....	21.1% (12-57), Bucknell (11/22/02)*
3 PT Field Goals Made .....	1, on five occasions
3 PT Field Goals Attempted .....	7, Seton Hall (2/5/03)
3 PT Field Goal Percentage.....	5.9% (1-17), Cincinnati (11/24/00)
Free Throws Made .....	0, Charleston Southern (11/26/04)*
Free Throws Attempted .....	0, Charleston Southern (11/26/04)*
Free Throw Percentage.....	0.0% (0-0), Charleston Southern (11/26/04)*
Total Rebounds.....	19, Winston-Salem St. (11/29/06)*
Offensive Rebounds .....	3, Army (12/19/04) *
.....	3, West Virginia (2/1/06)
Defensive Rebounds .....	12, Georgetown (2/27/10)
.....	12, Marquette (1/22/11)*
Assists.....	5, Bucknell (11/22/02)*
Steals.....	1, on three occasions
Blocked Shots.....	0, on 11 occasions
Turnovers.....	3, Marquette (1/26/09)*
.....	3, Connecticut (3/5/11)
Fouls.....	7, Connecticut (1/24/09)*
.....	7, Connecticut (2/28/09)

\* - Indicates games played at Purcell Pavilion (Notre Dame, Ind.)



## Notre Dame Highs and Lows in a BIG EAST Game

### Notre Dame – BIG EAST Team Game Highs (1st Half)

Points .....	61 vs. Syracuse (1/30/07)
Field Goals Made .....	24 vs. Syracuse (1/30/07)
Field Goals Attempted .....	43 vs. Syracuse (1/30/07)
Field Goal Percentage .....	75.0% (18-24) vs. West Virginia (1/9/10)*
3 PT Field Goals Made .....	11, on three occasions
3 PT Field Goals Attempted .....	22 vs. Pittsburgh (1/31/09)
3 PT Field Goals Percentage .....	85.7% (6-7) vs. West Virginia (1/9/10)*
Free Throws Made .....	13 vs. Seton Hall (2/11/10)
Free Throws Attempted .....	19 vs. Villanova (1/27/10)
Free Throw Percentage .....	100.0% on 12 occasions
Total Rebounds .....	29 vs. Connecticut (1/5/08)
Offensive Rebounds .....	14 vs. Providence (2/19/05)
Defensive Rebounds .....	23 vs. Louisville (2/12/09)*
Assists .....	17 vs. West Virginia (1/9/10)*
Steals .....	7 on four occasions
Blocked Shots .....	7 vs. Connecticut (2/9/04)*
.....	7 vs. West Virginia (1/19/05)
Turnovers .....	14 vs. St. John's (1/16/11)
Fouls .....	13 vs. St. John's (1/16/11)

### Notre Dame – BIG EAST Team Game Highs (2nd Half)

Points .....	68 vs. Georgetown (4OT) (2/9/02)
Field Goals Made .....	24 vs. Pittsburgh (1/4/06)
Field Goals Attempted .....	63 vs. Georgetown (4OT) (2/9/02)
Field Goal Percentage .....	71.4% vs. Georgetown (2/27/10)
3 PT Field Goals Made .....	11 vs. St. John's (3/6/04)
3 PT Field Goals Attempted .....	24 vs. Pittsburgh (1/4/06)
3 PT Field Goals Percentage .....	71.4% (6-8) vs. Connecticut (2/21/05)
Free Throws Made .....	27 vs. Seton Hall (2/27/06)
Free Throws Attempted .....	30 vs. Seton Hall (2/18/06)
.....	30 vs. Rutgers (2/6/11)*
Free Throw Percentage .....	100.0% on three occasions
Total Rebounds .....	34 vs. Seton Hall (1/8/01)
Offensive Rebounds .....	18 vs. Seton Hall (1/8/01)
Defensive Rebounds .....	27 vs. Georgetown (3/4/04)*
Assists .....	14 vs. Cincinnati (1/15/08)*
Steals .....	6 vs. Villanova (1/17/07)
Blocked Shots .....	5 vs. Georgetown (2/27/10)
Turnovers .....	13 vs. Marquette (1/12/08)
Fouls .....	26 vs. Pittsburgh (1/4/06)

### Notre Dame – BIG EAST Team Game Highs (Total)

Points .....	116 vs. Georgetown (4OT) (2/9/02)
Field Goals Made .....	41 vs. Georgetown (4OT) (2/9/02)
Field Goals Attempted .....	94 vs. Georgetown (4OT) (2/9/02)
Field Goal Percentage .....	66.7% (34-51) vs. Pittsburgh (1/30/02)*
3 PT Field Goals Made .....	20 vs. Villanova (2/28/11)*#
3 PT Field Goals Attempted .....	36 vs. Pittsburgh (1/4/06)
3 PT Field Goals Percentage .....	62.5% (20-32) vs. Villanova (2/28/11)*
Free Throws Made .....	34 vs. Cincinnati (1/15/08)*
Free Throws Attempted .....	42 vs. Cincinnati (1/15/08)*
Free Throw Percentage .....	100.0% (19-19) vs. Villanova (1/14/03)*#
Total Rebounds .....	64 vs. Georgetown (4OT) (2/9/02)
Offensive Rebounds .....	24 vs. Seton Hall (1/8/01)
Defensive Rebounds .....	35 vs. Louisville (2/12/09)*
Assists .....	25 vs. Cincinnati (2/4/10)*
Steals .....	10 on six occasions
Blocked Shots .....	9 vs. Connecticut (2/9/04)*
Turnovers .....	26 vs. Pittsburgh (2/8/00)
Fouls .....	32 vs. Pittsburgh (1/4/06)

\*Indicates game played at the Purcell Pavilion, Notre Dame, Ind.

#Indicates school record

### Notre Dame – BIG EAST Team Game Lows (1st Half)

Points .....	17 vs. Connecticut (3/3/10)*
Field Goals Made .....	4 vs. St. John's (1/16/11)
Field Goals Attempted .....	14 vs. St. John's (1/16/11)
Field Goal Percentage .....	18.8% (6-32) vs. Connecticut (2/21/04)
3 PT Field Goals Made .....	0 vs. West Virginia (1/7/04)
.....	0 vs. Connecticut (1/12/99)
3 PT Field Goals Attempted .....	5 on three occasions
3 PT Field Goals Percentage .....	8.3% (1-12) vs. Providence (1/21/03)
Free Throws Made .....	0 on nine occasions
Free Throws Attempted .....	0 on seven occasions
Free Throw Percentage .....	0.0% on nine occasions
Total Rebounds .....	9 vs. Pittsburgh (3/11/10)
Offensive Rebounds .....	0 on four occasions
Defensive Rebounds .....	6 vs. Louisville (2/17/10)
Assists .....	1 vs. Villanova (1/27/07)*
Steals .....	0 on seven occasions
Blocked Shots .....	0 on 20 occasions
Turnovers .....	0 vs. DePaul (1/23/10)*
Fouls .....	2 vs. West Virginia (2/18/09)
.....	2 vs. Georgetown (2/27/10)

### Notre Dame – BIG EAST Team Game Lows (2nd Half)

Points .....	18 vs. Pittsburgh (3/11/10)
Field Goals Made .....	5 vs. West Virginia (1/9/10)*
.....	5 vs. Pittsburgh (3/11/10)
Field Goals Attempted .....	13 vs. Pittsburgh (3/11/10)*
Field Goal Percentage .....	26.3% (5-19) vs. West Virginia (1/9/10)*
3 PT Field Goals Made .....	0 vs. Connecticut (1/12/99)
.....	0 vs. Providence (1/31/08)*
3 PT Field Goals Attempted .....	2 vs. Rutgers (2/6/11)*
3 PT Field Goals Percentage .....	0.0% (0-6) vs. Providence (1/31/08)*
.....	0.0% (0-2) vs. Rutgers (2/6/11)*
Free Throws Made .....	0 vs. Pittsburgh (1/12/04)
Free Throws Attempted .....	2 on four occasions
Free Throw Percentage .....	0.0% (0-2) vs. Pittsburgh (1/12/04)
Total Rebounds .....	7 vs. Rutgers (3/1/03)
Offensive Rebounds .....	2 vs. Connecticut (3/3/10)*
.....	2 vs. St. John's (1/8/11)*
Defensive Rebounds .....	4 vs. Rutgers (3/1/03)
Assists .....	2 on three occasions
Steals .....	0 on 10 occasions
Blocked Shots .....	0 on 20 occasions
Turnovers .....	0 vs. West Virginia (3/10/04)
.....	0 vs. Cincinnati (3/10/11)
Fouls .....	3 vs. West Virginia (1/7/04)*
.....	3 vs. Pittsburgh (2/24/10)*

### Notre Dame – BIG EAST Team Game Lows (Total)

Points .....	48 vs. Georgetown (1/7/06)
Field Goals Made .....	13 vs. Rutgers (3/1/03)
Field Goals Attempted .....	34 vs. Pittsburgh (3/11/10)
Field Goal Percentage .....	29.7% (19-64) vs. Connecticut (2/21/04)
3 PT Field Goals Made .....	0 vs. Connecticut (1/12/99)
3 PT Field Goals Attempted .....	6 vs. Seton Hall (2/6/99)
3 PT Field Goals Percentage .....	10.5% vs. Rutgers (2/14/02)
Free Throws Made .....	1 vs. Connecticut (2/28/09)
Free Throws Attempted .....	4 vs. Pittsburgh (3/8/01)
Free Throw Percentage .....	20.0% (1-5) vs. Connecticut (2/28/09)
Total Rebounds .....	21 vs. Rutgers (3/1/03)
Offensive Rebounds .....	4 on three occasions
Defensive Rebounds .....	16 vs. Pittsburgh (1/24/11)
Assists .....	7 vs. Rutgers (3/1/03)
.....	7 vs. Pittsburgh (3/8/01)
Steals .....	1 vs. Marquette (1/26/09)*
.....	1 vs. Cincinnati (2/4/09)
Blocked Shots .....	0 on three occasions
Turnovers .....	2 vs. DePaul (1/23/10)*
Fouls .....	6 vs. West Virginia (1/7/04)*

\*Indicates game played at the Purcell Pavilion, Notre Dame, Ind.

#Indicates school record



## Opponent Highs and Lows in a BIG EAST Game

### Opponent – BIG EAST Team Game High (1st Half)

Points .....	54, Connecticut (1/12/99)
Field Goals Made .....	22, Syracuse (3/4/03)*
Field Goals Attempted .....	44, Georgetown (3/4/01)*
Field Goal Percentage .....	65.2% (15-23), Providence (2/21/96)*
3 PT Field Goals Made .....	9 on three occasions
3 PT Field Goals Attempted .....	19, West Virginia (2/2/00)*
3 PT Field Goals Percentage .....	100.0% (5-5), Connecticut (2/8/97)*
Free Throws Made .....	21, Connecticut (1/12/99)
Free Throws Attempted .....	23, Connecticut (1/12/99)
Free Throw Percentage .....	100.0% on 11 occasions
Total Rebounds .....	33, Connecticut (2/21/04)
Offensive Rebounds .....	14, Georgetown (3/8/03)
Defensive Rebounds .....	21, on three occasions
Assists .....	15, Seton Hall (2/11/10)
Steals .....	9, Marquette (1/12/08)
Blocked Shots .....	10, Connecticut (2/21/04)
Turnovers .....	14, Pittsburgh (1/6/03)
Fouls .....	15, Villanova (1/27/10)

### Opponent – BIG EAST Team Game High (2nd Half)

Points .....	68, Georgetown (4OT) (2/9/02)
Field Goals Made .....	23, Georgetown (4OT) (2/9/02)
Field Goals Attempted .....	60, Georgetown (4OT) (2/9/02)
Field Goal Percentage .....	66.7% (20-30), Pittsburgh (3/5/05)*
3 PT Field Goals Made .....	9, on three occasions
3 PT Field Goals Attempted .....	20, Miami (2/23/02)
3 PT Field Goals Percentage .....	83.3% (5-6), Boston College (3/1/97)
Free Throws Made .....	24, Pittsburgh (1/4/06)
Free Throws Attempted .....	39, Pittsburgh (1/4/06)
Free Throw Percentage .....	100.0% on four occasions
Total Rebounds .....	31, Syracuse (2/24/08)*
Offensive Rebounds .....	16, Syracuse (2/24/08)*
Defensive Rebounds .....	26, Connecticut (2/21/04)
Assists .....	19, Pittsburgh (1/4/06)
Steals .....	8, Marquette (1/12/08)
Blocked Shots .....	11, Georgetown (4 OT) (2/9/02)
Turnovers .....	10, Rutgers (1/31/04)
Fouls .....	20, Seton Hall (2/18/06)
.....	20, Rutgers (2/6/11)*

### Opponent – BIG EAST Team Game High (Total)

Points .....	111, Georgetown (2/9/02)
Field Goals Made .....	41, Syracuse (3/4/03)*
Field Goals Attempted .....	87, Georgetown (1/7/97)
Field Goal Percentage .....	56.5% (34-60), Syracuse (1/17/04)*
3 PT Field Goals Made .....	14, Syracuse (1/16/00)
3 PT Field Goals Attempted .....	37, West Virginia (1/9/10)*
3 PT Field Goals Percentage .....	71.4% (5-7), Seton Hall (2/5/03)
Free Throws Made .....	35, Louisville (2OT) (2/10/10)
Free Throws Attempted .....	46, Pittsburgh (1/4/06)
Free Throw Percentage .....	100% (11-11), Connecticut (3/5/11)*
Total Rebounds .....	59, Connecticut (2/21/04)
Offensive Rebounds .....	32, Georgetown (1/7/97)
Defensive Rebounds .....	42, Connecticut (1/24/09)*
Assists .....	30, Pittsburgh (1/4/06)
Steals .....	24, Georgetown (2/10/99)*
Blocked Shots .....	19, Connecticut (OT) (2/21/06)
Turnovers .....	23, Villanova (1/6/02)*
Fouls .....	33, West Virginia (2/11/97)*

### Opponent – BIG EAST Team Game Lows (1st Half)

Points .....	16, Georgetown (3/4/04)*
Field Goals Made .....	6, Georgetown (2/16/05)*
.....	6, USF (2/12/11)
Field Goals Attempted .....	18, Georgetown (2/27/10)
Field Goal Percentage .....	20.0% (6-30), USF (2/12/11)
3 PT Field Goals Made .....	0 on nine occasions
3 PT Field Goals Attempted .....	2, Georgetown (2/1/03)*
3 PT Field Goals Percentage .....	0.0% on nine occasions
Free Throws Made .....	0 on 10 occasions
Free Throws Attempted .....	0, on five occasions
Free Throw Percentage .....	0.0% on 10 occasions
Total Rebounds .....	7, Georgetown (2/27/10)
Offensive Rebounds .....	0, Virginia Tech (1/20/04)
Defensive Rebounds .....	5, Pittsburgh (2/24/10)*
Assists .....	2, USF (2/15/06)*
.....	2, Seton Hall (3/10/10)
Steals .....	0 on seven occasions
Blocked Shots .....	0 on 15 occasions
Turnovers .....	1 on five occasions*
Fouls .....	1, DePaul (12/31/08)
.....	1, West Virginia (3/12/10)

### Opponent – BIG EAST Team Game Lows (2nd Half)

Points .....	16, Pittsburgh (3/11/10)*
Field Goals Made .....	5, West Virginia (1/9/02)
Field Goals Attempted .....	17, Boston College (1/9/96)
Field Goal Percentage .....	22.7%, West Virginia (1/9/02)
3 PT Field Goals Made .....	0, on three occasions
3 PT Field Goals Attempted .....	2, Connecticut (2/28/09)
3 PT Field Goals Percentage .....	0.0%, on three occasions
Free Throws Made .....	0, on four occasions
Free Throws Attempted .....	0, Pittsburgh (1/29/97)
.....	0, St. John's (1/23/07)
Free Throw Percentage .....	0.0% on four occasions
Total Rebounds .....	6, Marquette (3/6/10)
Offensive Rebounds .....	0, Marquette (3/6/10)
Defensive Rebounds .....	3, Virginia Tech (2/22/03)*
.....	3, Marquette (1/22/11)*
Assists .....	1, Pittsburgh (3/11/10)
Steals .....	0, on six occasions
Blocked Shots .....	0, on 12 occasions
Turnovers .....	0, West Virginia (3/10/04)
.....	0, Pittsburgh (1/31/09)
Fouls .....	2, Connecticut (2/21/05)

### Opponent – BIG EAST Team Game Lows (Total)

Points .....	45, Pittsburgh (3/11/10)*
Field Goals Made .....	17 on four occasions
Field Goals Attempted .....	40, Syracuse (2/5/05)
Field Goal Percentage .....	28.1% (18-64), Georgetown (3/4/04)*
3 PT Field Goals Made .....	1, Georgetown (2/7/98)
.....	1, South Florida (2/15/06)*
3 PT Field Goals Attempted .....	7, Seton Hall (2/5/03)
3 PT Field Goals Percentage .....	9.5% (2-21), Seton Hall (2/6/99)
Free Throws Made .....	1, DePaul (2/2/08)*
.....	1, Rutgers (2/25/09)*
Free Throws Attempted .....	3, Connecticut (2/12/00)*
.....	3, DePaul (2/2/08)*
Free Throw Percentage .....	20.0% (1-5), Rutgers (2/25/09)*
Total Rebounds .....	20, Georgetown (2/27/10)
Offensive Rebounds .....	4, West Virginia (2/18/03)
Defensive Rebounds .....	12, Georgetown (2/27/10)
.....	12, Marquette (1/22/11)
Assists .....	6, Syracuse (2/5/05)
.....	6, Seton Hall (3/10/10)
Steals .....	1, Connecticut (3/11/04)
Blocked Shots .....	0 on four occasions
Turnovers .....	3, Marquette (1/26/09)*
.....	3, Connecticut (3/5/11)
Fouls .....	7, Connecticut (1/24/09)*
.....	7, Connecticut (2/28/09)

\* Indicates game played at the Purcell Pavilion, Notre Dame, Ind.

## The Last Time ...

### Notre Dame recorded a ...

30-Point win..... was on 3/10/11 - ND 89, Cincinnati 51 (38 points)  
 40-Point win..... was on 12/22/10 - ND 93, UMBC 53 (40 points)\*  
 50-Point win..... was on 12/28/06 - ND 101, Rider 51 (50 points)  
 30-Point loss..... was on 1/7/99 - ND 62, Villanova 93 (31 points)\*

### Notre Dame shot ...

60% on FGs ..... was on 12/22/09 - 60.7% (37-61) vs. Bucknell (ND 101 - Bucknell 69)\*  
 65% on FGs ..... was on 1/30/02 - 66.7% (34-51) vs. Pittsburgh (ND 89 - Pittsburgh 76)\*  
 90% on FTs ..... was on 12/19/10 - 91.7% (11-12) vs. Stony Brook (ND 88 - Stony Brook 62)\*

### Notre Dame ...

Won 10 games in a row..... was from 11/24/07 thru 1/5/08 (10 straight)  
 Won 15 games in a row..... was from 12/31/53 thru 3/9/54 (18 straight)  
 Won 20 games in a row..... never  
 Lost 5 games in a row..... was from 1/12/09 thru 2/7/09 (7 straight)  
 Scored 100 points..... was on 11/17/10 (ND 102 - Chicago State 62)\*  
     - Scored 100 points on the road ..... was on 2/21/09 (ND 103 - Providence 84)  
     - Scored 100 points at a neutral site..... was on 3/12/78 (ND 100 - Houston 77) (NCAA First Round, Tulsa, OK)  
     - Scored 100 points and lost ..... was on 3/20/71 (ND 106 - Houston 119) (NCAA Regional Semi-finals at Wichita, KS)  
 Allowed 100 points ..... was on 11/26/08 vs. North Carolina (ND 87 - North Carolina 102)  
 Scored less than 50 points ..... was on 3/22/08 vs. Washington State (ND 41 - Washington State 61)  
 Allowed less than 50 points ..... was on 2/26/11 vs. Seton Hall (ND 66 - Seton Hall 48)\*  
 Played an Overtime Game..... was on 3/11/11 (OT) vs. Louisville (ND 77 - Louisville 83)  
     - Played in a Multi-Overtime Game..... was on 11/28/10 (2OT) vs. Georgia (ND 89 - Georgia 83)  
 Won on a "last second" shot ..... was on 3/19/09 vs. New Mexico (ND 70 - Pittsburgh 68 - Tory Jackson layup at 00:02)\*  
 Had 5 double figure scorers.... was on 3/11/11 vs. Louisville (OT) (ND 77 - Louisville 83) Scott Martin 21, Tim Abromaitis 16, Ben Hansbrough 13, Ty Nash 13, Carleton Scott 10  
 Had 6 double figure scorers.... was on 2/12/11 vs. USF (ND 78 - USF 55) Jack Cooley 18, Carleton Scott 13, Ben Hansbrough 12, Tim Abromaitis 12, Ty Nash 10, Scott Martin 10  
 Had 7 double figure scorers ..... never  
 Had two double-figure rebounders ..... was on 11/26/10 vs. California (ND 57 - California 44) Carleton Scott 10, Tim Abromaitis 11  
 Had two players with double-doubles ..... was on 2/28/11 vs. Villanova (ND 93 - Villanova 72) Ty Nash (11 pts, 11 rebs), Ben Hansbrough (30 pts, 10 assts)\*  
 Had three players with double-doubles ..was on 11/17/10 vs. Chicago State (ND 102 - Chicago State 62) Tim Abromaitis (21 pts, 10 rebs), Carleton Scott (17 pts, 11 rebs), Tyrone Nash (11 pts, 10 rebs)\*  
 Had two 30-point scorers ..... was on 2/28/11 vs. Villanova (ND 93 - Villanova 72) Ben Hansbrough - 30, Tim Abromaitis - 30\*  
 Had two 20-point scorers ..... was on 2/28/11 vs. Villanova (ND 93 - Villanova 72) Ben Hansbrough - 30, Tim Abromaitis - 30\*  
 Had three 20-point scorers ..... was on 3/8/07 vs. Syracuse (ND 89 - Syracuse 83) Russell Carter 24, Luke Harangody 20, Colin Falls 23  
 Made 10 three-point field goals..... was on 2/28/11 vs. Villanova - 20-32 (62.5%) (ND 93 - Villanova 72)\*  
 Made 20 three-point field goals..... was on 2/28/11 vs. Villanova - 20-32 (62.5%) (ND 93 - Villanova 72)\*  
 Committed 10 turnovers or less ..... was on 3/20/11 - 8 turnovers vs. Florida State (ND 57 - Florida State 71)  
 Committed 5 turnovers or less ..... was on 3/10/11 - 5 turnovers vs. Cincinnati (ND 89 - Cincinnati 51)  
 Committed 25 turnovers ..... was on 2/8/00 - 26 turnovers vs. Villanova (ND 69 - Villanova 86)  
 Forced 25 turnovers ..... was on 11/16/01 - 30 turnovers vs. New Hampshire (ND 95 - New Hampshire 53)

### An Irish player had ...

25+ points..... was on 2/28/11 - Ben Hansbrough (30), Tim Abromaitis (30) vs. Villanova (ND 93 - Villanova 72)\*  
 30+ points..... was on 2/28/11 - Ben Hansbrough (30), Tim Abromaitis (30) vs. Villanova (ND 93 - Villanova 72)\*  
 35+ points..... was on 2/4/10 - Luke Harangody (37) vs. Cincinnati (ND 83 - Cincinnati 65)\*  
 40+ points..... was on 2/28/08 - Luke Harangody (40) vs. Louisville (ND 85 - Louisville 90)  
 50+ points..... never  
 15 or more rebounds ..... was on 2/7/10 - Luke Harangody (15) vs. USF (ND 65 - USF 62)\*  
 20 rebounds ..... was on 3/22/08 - Luke Harangody (22) vs. Washington State (ND 41 - Washington State 61)  
 a "double-double" ..... was on 2/28/11 - Ben Hansbrough (30 pts., 10 assts.), Ty Nash (11 pts., 11 rebs.) vs. Villanova (ND 93 - Villanova 72)\*  
 a "triple-double" ..... was on 11/16/01 - Chris Thomas (24 pts, 11 ast, 11 steals) vs. New Hampshire (ND 99 - New Hampshire 53)\*  
 20 points and 10 rebounds..... was on 12/22/10 - Tim Abromaitis (21 pts., 11 rebs.) vs. UMBC (ND 93 - UMBC 62)\*  
 20 points and 20 rebounds..... was on 1/8/01 - Troy Murphy (25 pts, 20 rebs) vs. Seton Hall (ND 76 - Seton Hall 78)  
 10 assists ..... was on 2/28/11 - Ben Hansbrough (10) vs. Villanova (ND 93 - Villanova 72)\*  
 10 blocks..... was on 11/17/02 - Jordan Cornette (11) vs. Belmont (ND 76 - Belmont 48)\*#  
 10 steals ..... was on 11/16/01 - Chris Thomas (11) vs. New Hampshire (ND 99, New Hampshire 53)\*#

### An opposing player had ...

25+ points..... was on 3/5/11 - Kemba Walker (34), Connecticut (ND 70 - Providence 67)  
 30+ points..... was on 3/5/11 - Kemba Walker (34), Connecticut (ND 70 - Providence 67)  
 35+ points..... was on 2/23/11 - Marshon Brooks (52), Providence (ND 94 - Providence 93)  
 40+ points..... was on 2/23/11 - Marshon Brooks (52), Providence (ND 94 - Providence 93)  
 50+ points..... was on 2/23/11 - Marshon Brooks (52), Providence (ND 94 - Providence 93)  
 15 rebounds ..... was on 1/2/10 - Stanley Robinson (16), Connecticut (ND 70 - Connecticut 82)  
 20 rebounds ..... was on 1/31/09 - DeJuan Blair (22), Pittsburgh (ND 80 - Pittsburgh 93)  
 a "double-double" ..... was on 3/20/11 - Bernard James (14 pts., 10 rebs.), Florida State (ND 57 - Florida State 71)  
 a "triple-double" ..... was on 2/21/06 - Marcus Williams (18 pts, 10 rebs, 13 assts) Connecticut (ND 74 - Connecticut 75 - OT)  
 20 points and 10 rebounds..... was on 1/2/10 - Stanley Robinson (22 pts., 16 rebs.), Connecticut (ND 70 - Connecticut 82)  
 20 points and 20 rebounds..... was on 1/31/09 - DeJuan Blair (23 pts., 22 rebs.), Pittsburgh (ND 80 - Pittsburgh 93)  
 10 assists ..... was on 2/11/10 - Eugene Harvey (10), Seton Hall (ND 87 - Seton Hall 90)  
 10 blocks..... was on 1/5/08 - Hasheem Thabeet (10), Connecticut (ND 73 - Connecticut 67)\*  
 10 steals ..... was on 1/29/89 - Mark Macon (11), Temple (ND 64 - Temple 60)\*

\*indicates Notre Dame home game; #school record; @Purcell Pavilion record

## The Last Time in a BIG EAST Game ...

### Notre Dame Recorded a ...

30-Point win ..... was on 3/10/11 - ND 89, Cincinnati 51 (38 points)  
 40-Point win ..... never  
 50-Point win ..... never  
 30-Point loss ..... was on 1/7/99 - ND 62, Villanova 93 (31 points)

### Notre Dame Shot ...

60% on FGs ..... was on 1/6/01 - 60.8% (31-51) vs. Rutgers (ND 87 - Rutgers 80)\*  
 65% on FGs ..... was on 1/30/02 - 66.7% (34-51) vs. Pittsburgh (ND 89 - Pittsburgh 76)\*  
 90% on FTs ..... was on 1/30/10 - 90.0% (9-10) vs. Rutgers (ND 73 - Rutgers 74)

### Notre Dame ...

Won 5 BIG EAST games in a row ..... was from 2/23/11 thru 3/11/11 (5 straight)  
 Won 10 BIG EAST games in a row ..... never  
 Lost 5 BIG EAST games in a row ..... was from 1/12/09 thru 2/4/09 - (6 straight)  
 Scored 100 points ..... was on 2/21/09 (ND 103 - Providence 84)  
     - Scored 100 points on the road ..... was on 2/21/09 (ND 103 - Providence 84)  
     - Scored 100 points on the neutral site ..... never  
     - Scored 100 points and lost ..... never  
 Allowed 100 points ..... was on 1/17/07 vs. Villanova (ND 87 - Villanova 102)  
 Scored less than 50 points ..... was on 1/6/07 vs. Georgetown (ND 48 - Georgetown 66)  
 Allowed less than 50 points ..... was on 2/26/11 vs. Seton Hall (ND 66 - Seton Hall 48)\*  
 Played an Overtime Game ..... was on 3/11/11 (OT) vs. Louisville (ND 77 - Louisville 83)  
     - Played in a Multi-Overtime Game ..... was on 2/17/10 (2OT) at Louisville (ND 89 - Louisville 91)  
 Won on a "last second" shot ..... was on 2/9/03 vs. Pittsburgh (ND 66 - Pittsburgh 64 - Torin Francis layup at 00:00.6)\*  
 Had 5 double figure scorers ..... was on 3/11/11 vs. Louisville (OT) (ND 77 - Louisville 83) Scott Martin 21, Tim Abromaitis 16, Ben Hansbrough 13, Ty Nash 13, Carleton Scott 10  
 Had 6 double figure scorers ..... was on 2/12/11 vs. USF (ND 78 - USF 55) Jack Cooley 18, Carleton Scott 13, Ben Hansbrough 12, Tim Abromaitis 12, Ty Nash 10, Scott Martin 10  
 Had 7 double figure scorers ..... never  
 Had two double-figure rebounders ..... was on 1/23/10 vs. DePaul (ND 87 - DePaul 77) Luke Harangody 11, Tyrone Nash 10, Ben Hansbrough 10\*  
 Had two players with double-doubles ..... was on 2/28/11 vs. Villanova (ND 93 - Villanova 72) Ty Nash (11 pts, 11 rebs), Ben Hansbrough (30 pts, 10 assts)\*  
 Had three players with double-doubles ..... was on 1/23/10 vs. DePaul (ND 87 - DePaul 77) Luke Harangody (24 pts, 11 rebs), Ben Hansbrough (15 pts, 10 rebs), Tyrone Nash (13 pts, 10 rebs)\*  
 Had four players with double-doubles ..... was on 2/9/02 vs. Georgetown (Notre Dame 116, Georgetown 111 - 4OT) - Matt Carroll (30 pts, 10 rebs, Ryan Humphrey (23 pts, 14 rebs), Chris Thomas (22 pts, 12 assts.), Harold Swanagan (11 pts, 10 reb.)  
 Had two 30-point scorers ..... was on 2/28/11 vs. Villanova (ND 93 - Villanova 72) Ben Hansbrough - 30, Tim Abromaitis - 30\*  
 Had two 20-point scorers ..... was on 2/28/11 vs. Villanova (ND 93 - Villanova 72) Ben Hansbrough - 30, Tim Abromaitis - 30\*  
 Had three 20-point scorers ..... was on 3/8/07 vs. Syracuse (ND 89 - Syracuse 83) - Russell Carter 24, Luke Harangody 20, Colin Falls 23  
 Made 10 three-point field goals ..... was on 2/28/11 vs. Villanova - 20-32 (62.5%) (ND 93 - Villanova 72)\*  
 Made 20 three-point field goals ..... was on 2/28/11 vs. Villanova - 20-32 (62.5%) (ND 93 - Villanova 72)\*  
 Committed 10 turnovers or less ..... was on 3/10/11 - 5 turnovers vs. Cincinnati (ND 89 - Cincinnati 51)  
 Committed 5 turnovers or less ..... was on 3/10/11 - 5 turnovers vs. Cincinnati (ND 89 - Cincinnati 51)  
 Committed 25 turnovers ..... was on 2/8/00 - 26 turnovers vs. Villanova (ND 69 - Villanova 86)  
 Forced 25 turnovers ..... never

### An Irish player had ...

25+ points ..... was on 2/28/11 - Ben Hansbrough (30), Tim Abromaitis (30) vs. Villanova (ND 93 - Villanova 72)\*  
 30+ points ..... was on 2/28/11 - Ben Hansbrough (30), Tim Abromaitis (30) vs. Villanova (ND 93 - Villanova 72)\*  
 35+ points ..... was on 2/4/10 - Luke Harangody (37) vs. Cincinnati (ND 83 - Cincinnati 65)\*  
 40+ points ..... was on 2/28/08 - Luke Harangody (40) vs. Louisville (ND 85 - Louisville 90)  
 50+ points ..... never  
 15 or more rebounds ..... was on 2/7/10 - Luke Harangody (15) vs. USF (ND 65 - USF 62)\*  
 20 rebounds ..... was on 1/8/01 - Troy Murphy (20) vs. Seton Hall (ND 76 - Seton Hall 78)  
 a "double-double" ..... was on 2/28/11 - Ben Hansbrough (30 pts., 10 assts.), Ty Nash (11 pts., 11 rebs.) vs. Villanova (ND 93 - Villanova 72)\*  
 a "triple-double" ..... never  
 20 points and 10 rebounds ..... was on 2/4/10 - Luke Harangody (37 pts., 14 rebs.) vs. Cincinnati (ND 83 - Cincinnati 65)\*  
 20 points and 10 rebounds ..... was on 3/10/10 - Luke Harangody (20 pts., 10 rebs.) vs. Seton Hall (ND 68 - Seton Hall 56)  
 10 assists ..... was on 2/28/11 - Ben Hansbrough (10) vs. Villanova (ND 93 - Villanova 72)\*  
 10 blocks ..... never  
 10 steals ..... never

### An opposing player had ...

25+ points ..... was on 3/5/11 - Kemba Walker (34), Connecticut (ND 70 - Providence 67)  
 30+ points ..... was on 3/5/11 - Kemba Walker (34), Connecticut (ND 70 - Providence 67)  
 35+ points ..... was on 2/23/11 - Marshon Brooks (52), Providence (ND 94 - Providence 93)  
 40+ points ..... was on 2/23/11 - Marshon Brooks (52), Providence (ND 94 - Providence 93)  
 50+ points ..... was on 2/23/11 - Marshon Brooks (52), Providence (ND 94 - Providence 93)  
 15 rebounds ..... was on 1/2/10 - Stanley Robinson (22 pts., 16 rebs.), Connecticut (ND 70 - Connecticut 82)  
 20 rebounds ..... was on 1/31/09 - DeJuan Blair (22), Pittsburgh (ND 80 - Pittsburgh 93)  
 a "double-double" ..... was on 2/19/11 - Kevin Jones (11 pts., 11 rebs.), West Virginia (ND 58 - West Virginia 72)  
 a "triple-double" ..... was on 2/21/06 - Marcus Williams (18 pts, 10 rebs, 13 asts), Connecticut (ND 74 - Connecticut 75 - OT)  
 20 points and 10 rebounds ..... was on 1/2/10 - Stanley Robinson (22 pts., 16 rebs.), Connecticut (ND 70 - Connecticut 82)  
 20 points and 20 rebounds ..... was on 1/31/09 - DeJuan Blair (23 pts., 22 rebs.), Pittsburgh (ND 80 - Pittsburgh 93)  
 10 assists ..... was on 2/11/10 - Eugene Harvey (10), Seton Hall (ND 87 - Seton Hall 90)  
 10 blocks ..... was on 1/5/08 - Hasheem Thabeet (10), Connecticut (ND 73 - Connecticut 67)\*  
 10 steals ..... never

Note: Notre Dame began playing as a member of the BIG EAST Conference in 1995-96.

\* indicates Notre Dame home game; @ indicates Purcell Pavilion record; # indicates school record



# THE MIKE BREY FILE

2011 AP, Basketball Times & Henry Iba Coach of the Year

2007, 2008 & 2011 BIG EAST Coach of the Year

Third Longest Tenured Coach in BIG EAST

Record at Notre Dame: 238-120 (.669)

Overall Record: 337-172 (.662)

## WHAT HIS TEAMS HAVE DONE:

9 NCAA Tournament Appearances

14 Total Postseason Appearances (5 NIT)

3 BIG EAST Players of the Year

(Troy Murphy, '01 / Luke Harangody, '08 / Ben Hansbrough '11)

10 First-Team, All-BIG EAST Honorees



## IRISH UNDER MIKE BREY:

### IN OVERTIME GAMES: 7-8

at Georgetown (2/9/02)	W	116-111 (4 OT)
at Boston College (1/25/03)	W	101-96
vs. Georgetown (2/1/03)	W	93-92 (2OT)
at Pittsburgh (1/4/06)	L	97-100 (2OT)
vs. Georgetown (1/24/06)	L	82-85 (2OT)
at Louisville (2/4/06)	L	86-89
at Connecticut (2/21/06)	L	74-75
at Michigan (3/20/06)	L	84-87 (2OT)
vs. Providence (1/31/08)	W	81-74
at Louisville (1/12/09)	L	73-87
at Louisville (2/17/10)	L	89-91 (2OT)
at Marquette (3/6/10)	W	63-60
vs. Georgia (1/25/10)	W	89-83 (2OT)
vs. Louisville (2/9/11)	W	89-79
vs. Louisville (3/11/11)	L	77-83

### IN GAMES DECIDED BY...

1 point.....	12-11
2 points.....	6-11
3 points.....	16-16
4 points.....	4-6
5 points.....	7-7
6 points.....	11-6
7 points.....	17-7
8 points.....	6-10
9 points.....	7-4
10 points.....	13-6
11-15 points.....	48-24
16-20 points.....	27-9
21-30 points.....	28-3
31-40 points.....	26-0
41-50 points.....	10-0
50+points.....	0-0
<b>Total.....</b>	<b>238-120</b>

### ON THE ROAD....

	Away	Neutral	Overall
2011-12	0-0	0-0	0-0
2010-11	5-4	5-3	10-7
2009-10	3-6	3-3	6-9
2008-09	3-8	3-4	6-12
2007-08	5-4	3-4	8-8
2006-07	3-5	3-3	6-8
2005-06	4-7	0-2	4-9
2004-05	4-6	0-1	4-7
2003-04	6-5	2-1	8-6
2002-03	4-5	6-3	10-8
2001-02	8-4	5-3	13-7
2000-01	6-4	2-2	8-6
<b>Totals</b>	<b>51-58</b>	<b>32-29</b>	<b>83-87</b>
	<b>(.468)</b>	<b>(.525)</b>	<b>(.488)</b>

### VS. RANKED OPPONENTS:

2011-12 .....	0-0
2010-11 .....	8-3
2009-10 .....	4-4
2008-09 .....	3-9
2007-08 .....	2-6
2006-07 .....	4-2
2005-06 .....	1-7
2004-05 .....	2-5
2003-04 .....	2-8
2002-03 .....	5-6
2001-02 .....	3-6
2000-01 .....	4-3
<b>Totals.....</b>	<b>38-59</b>
	<b>(.392)</b>

## NOTRE DAME SEASON-BY-SEASON UNDER BREY:

	Overall	BIG EAST (regular season)
2000-01	20-10	11-5 (1st place-West Division)
2001-02	22-11	10-6 (2nd place-West Division)
2002-03	24-10	10-6 (t-3rd place-West Division)
2003-04	19-13	9-7 (7th place)
2004-05	17-12	9-7 (6th place)
2005-06	16-14	6-10 (t-11th place)
2006-07	24-8	11-5 (4th place)
2007-08	25-8	14-4 (t-2nd place)
2008-09	21-15	8-10 (t-9th place)
2009-10	23-12	10-8 (t-7th place)
2010-11	27-7	14-4 (2nd place)
	<b>238-120 (.669)</b>	<b>112-72 (.609)</b>

## MIKE BREY IN THE BIG EAST RANKINGS:

### BIG EAST Coaching Percentage Regular Season and BIG EAST Tournament

	W-L	Pct.	Yrs.	Tour.	Pct.
1. Jamie Dixon, Pittsburgh	<b>109-45</b>	<b>.708</b>	<b>8</b>	<b>11-7</b>	<b>.611</b>
2. John Thompson, Georgetown	231-123	.653	20	33-13	.717
3. Steve Lavin, St. John's	<b>13-7</b>	<b>.650</b>	<b>1</b>	<b>1-1</b>	<b>.500</b>
4. Jim Boeheim, Syracuse	<b>384-211</b>	<b>.645</b>	<b>32</b>	<b>46-27</b>	<b>.630</b>
5. Jim Calhoun, Connecticut	<b>303-172</b>	<b>.638</b>	<b>25</b>	<b>33-18</b>	<b>.647</b>
6. Lou Carnesecca, St. John's	139-80	.635	13	12-11	.522
7. Bob Huggins, West Virginia	<b>52-30</b>	<b>.634</b>	<b>4</b>	<b>7-3</b>	<b>.700</b>
8. Rick Pitino, Providence/Louisville	<b>95-55</b>	<b>.633</b>	<b>8</b>	<b>7-7</b>	<b>.500</b>
9. John Thompson III, Georgetown	<b>84-53</b>	<b>.613</b>	<b>7</b>	<b>11-6</b>	<b>.647</b>
9. Mike Jarvis, St. John's	57-36	.613	5	7-4	.636
11. Tom Crean, Marquette	34-22	.607	3	3-3	.500
12. Buzz Williams, Marquette	<b>37-25</b>	<b>.597</b>	<b>3</b>	<b>5-3</b>	<b>.625</b>
12. Ben Howland, Pittsburgh	43-29	.597	4	8-3	.727
14. Mike Brey, Notre Dame	<b>119-83</b>	<b>.589</b>	<b>11</b>	<b>7-11</b>	<b>.388</b>
15. Jay Wright, Villanova	<b>107-79</b>	<b>.576</b>	<b>10</b>	<b>8-10</b>	<b>.444</b>

### BIG EAST Coaching Wins Regular Season and BIG EAST Tournament

	W-L	Pct.	Yrs.	Tour.	Pct.
1. Jim Boeheim, Syracuse	<b>384-211</b>	<b>.645</b>	<b>32</b>	<b>46-27</b>	<b>.630</b>
2. Jim Calhoun, Connecticut	<b>303-172</b>	<b>.638</b>	<b>25</b>	<b>33-18</b>	<b>.647</b>
3. John Thompson, Georgetown	231-123	.653	20	33-13	.717
4. Lou Carnesecca, St. John's	139-80	.635	13	12-11	.522
5. Rollie Massimino, Villanova	123-92	.572	12	13-12	.520
6. Mike Brey, Notre Dame	<b>119-83</b>	<b>.589</b>	<b>11</b>	<b>7-11</b>	<b>.388</b>
7. Jamie Dixon, Pittsburgh	<b>109-45</b>	<b>.708</b>	<b>8</b>	<b>11-7</b>	<b>.611</b>
8. Jay Wright, Villanova	<b>107-79</b>	<b>.576</b>	<b>10</b>	<b>8-10</b>	<b>.444</b>
9. Steve Lappas, Villanova	97-79	.551	9	10-8	.556
10. Rick Pitino, Providence/Louisville	<b>95-55</b>	<b>.633</b>	<b>8</b>	<b>7-7</b>	<b>.500</b>

Bold indicates active BIG EAST head coach





# 0 Eric Atkins | Sophomore • Guard 6-1 • 182 Columbia, Md. • Mount Saint Joseph

## Career Games With:

Double Figure Points .....	7
20-Plus Points.....	N/A
30-Plus Points.....	N/A
10-Plus Rebounds.....	N/A
10-Plus Assists .....	N/A
Double-Double .....	N/A

## 2011-12 Honors, Awards & Accomplishments

## Season and Career Bests

<b>Points</b>		<b>FG's</b>	
Season	--	Season	--
Career	15 (vs. Marquette 1/10/11)	Career	5 (vs. Marquette 1/10/11)
<b>Rebounds</b>		<b>3PT FG's</b>	
Season	--	Season	--
Career	7 (vs. Gonzaga 12/11/10)	Career	2 (on five occasions)
<b>Assists</b>		<b>FT's</b>	
Season	--	Season	--
Career	7 (on two occasions)	Career	8 (vs. St. John's 1/16/11)
<b>Steals</b>		<b>Minutes</b>	
Season	--	Season	--
Career	3 (on two occasions)	Career	39 (on two occasions)
<b>Blocks</b>			
Season	--		
Career	1 (vs. Maine 11/22/10)		

## Game-By-Game Stats

Start FG-A 3P-A FT-A Reb PF TP A TO BK S Min

Mississippi Valley State
Detroit
Sam Houston State
Delaware State
Missouri
California/Georgia
Bryant
Gonzaga
Maryland
Maine
Dartmouth
Indiana
Sacred Heart
Pittsburgh
Cincinnati
Louisville
South Florida
Connecticut
Rutgers
Syracuse
Seton Hall
Connecticut
Marquette
West Virginia
DePaul
Rutgers
Villanova
West Virginia
St. John's
Georgetown
Providence

## Career Stats vs. The BIG EAST


Opponent	GP-GS	Min.	FG-A	3PT-A	FT-A	Reb.	A	PF	B	S	Pts.
Cincinnati	2-1	54	3-8	1-2	6-6	5/2.5	6	4	0	0	15/7.5
Connecticut	2-1	60	4-12	2-6	3-7	1/0.5	8	3	0	4	13/6.5
DePaul	1-0	21	2-3	1-2	1-1	2/2.0	3	0	0	0	6/6.0
Georgetown	1-0	19	0-2	0-1	0-0	1/1.0	2	4	0	0	0/0.0
Louisville	2-0	39	1-4	0-1	0-0	1/0.5	7	4	0	2	2/1.0
Marquette	2-1	57	9-15	3-8	6-7	1/0.5	4	4	0	3	27/13.5
Pittsburgh	1-0	22	1-1	0-0	0-0	0/0.0	1	0	0	1	2/2.0
Providence	1-0	17	0-0	0-0	3-4	1/1.0	0	2	0	0	3/3.0
Rutgers	1-0	23	2-4	0-0	1-2	2/2.0	6	3	0	2	5/5.0
St. John's	2-2	77	3-8	2-5	8-10	1/0.5	11	6	0	3	16/8.0
Seton Hall	1-0	16	0-1	0-0	0-0	0/0.0	1	2	0	0	0/0.0
USF	1-0	17	0-4	0-1	0-0	0/0.0	7	0	0	1	0/0.0
Syracuse	1-0	16	1-5	1-3	0-0	1/1.0	2	2	0	2	3/3.0
Villanova	1-0	19	1-1	1-1	2-3	0/0.0	1	2	0	0	5/5.0
West Virginia	1-0	21	0-2	0-0	0-0	1/1.0	3	3	0	0	0/0.0

## Career Statistics

Season	GP-GS	Min	Avg	FG-A	Pct	3FG-A	Pct	FT-A	Pct	O-D-TOT	Avg	PF-FO	Ast	TO	Blk	Stl	Pts	Avg
2010-11	34-6	863	25.4	61-150	.407	23-66	.348	53-76	.697	16-46-62	1.8	60-0	110	43	1	21	198	5.8
2011-12	0-0	0	0.0	0-0	.000	0-0	.000	0-0	.000	0-0-0	0.0	0-0	0	0	0	0	0	0.0
<b>TOTAL</b>	<b>34-6</b>	<b>863</b>	<b>25.4</b>	<b>61-150</b>	<b>.407</b>	<b>23-66</b>	<b>.348</b>	<b>53-76</b>	<b>.697</b>	<b>16-46-62</b>	<b>1.8</b>	<b>60-0</b>	<b>110</b>	<b>43</b>	<b>1</b>	<b>21</b>	<b>198</b>	<b>5.8</b>

## Career BIG EAST Statistics

Season	GP-GS	Min	Avg	FG-A	Pct	3FG-A	Pct	FT-A	Pct	O-D-TOT	Avg	PF-FO	Ast	TO	Blk	Stl	Pts	Avg
2010-11	18-5	447	24.8	27-64	.422	11-29	.379	28-38	.737	4-11-15	0.8	34-0	60	22	0	18	93	5.2
2011-12	0-0	0	0.0	0-0	.000	0-0	.000	0-0	.000	0-0-0	0.0	0-0	0	0	0	0	0	0.0
<b>TOTAL</b>	<b>18-5</b>	<b>447</b>	<b>24.8</b>	<b>27-64</b>	<b>.422</b>	<b>11-29</b>	<b>.379</b>	<b>28-38</b>	<b>.737</b>	<b>4-11-15</b>	<b>0.8</b>	<b>34-0</b>	<b>60</b>	<b>22</b>	<b>0</b>	<b>18</b>	<b>93</b>	<b>5.2</b>



# 4 Patrick Crowley | Sophomore • Guard 6-3 • 190 Los Gatos, Calif. • St. Francis

## Career Games With:

Double Figure Points .....	N/A
20-Plus Points.....	N/A
30-Plus Points.....	N/A
10-Plus Rebounds.....	N/A
10-Plus Assists .....	N/A
Double-Double .....	N/A

## 2011-12 Honors, Awards & Accomplishments

## Season and Career Bests

<b>Points</b>		<b>FG's</b>	
Season	--	Season	--
Career	--	Career	--
<b>Rebounds</b>		<b>3PT FG's</b>	
Season	--	Season	--
Career	--	Career	--
<b>Assists</b>		<b>FT's</b>	
Season	--	Season	--
Career	--	Career	--
<b>Steals</b>		<b>Minutes</b>	
Season	--	Season	--
Career	--	Career	--
<b>Blocks</b>			
Season	--		
Career	--		

## Game-By-Game Stats

Start FG-A 3P-A FT-A Reb PF TP A TO BK S Min

Mississippi Valley State
Detroit
Sam Houston State
Delaware State
Missouri
California/Georgia
Bryant
Gonzaga
Maryland
Maine
Dartmouth
Indiana
Sacred Heart
Pittsburgh
Cincinnati
Louisville
South Florida
Connecticut
Rutgers
Syracuse
Seton Hall
Connecticut
Marquette
West Virginia
DePaul
Rutgers
Villanova
West Virginia
St. John's
Georgetown
Providence

## Career Stats vs. The BIG EAST

Opponent	GP-GS	Min.	FG-A	3PT-A	FT-A	Reb.	A	PF	B	S	Pts.
Cincinnati	0-0	0	0-0	0-0	0-0	0/0.0	0	0	0	0	0/0.0
Connecticut	0-0	0	0-0	0-0	0-0	0/0.0	0	0	0	0	0/0.0
DePaul	0-0	0	0-0	0-0	0-0	0/0.0	0	0	0	0	0/0.0
Georgetown	0-0	0	0-0	0-0	0-0	0/0.0	0	0	0	0	0/0.0
Louisville	0-0	0	0-0	0-0	0-0	0/0.0	0	0	0	0	0/0.0
Marquette	0-0	0	0-0	0-0	0-0	0/0.0	0	0	0	0	0/0.0
Pittsburgh	0-0	0	0-0	0-0	0-0	0/0.0	0	0	0	0	0/0.0
Providence	0-0	0	0-0	0-0	0-0	0/0.0	0	0	0	0	0/0.0
Rutgers	0-0	0	0-0	0-0	0-0	0/0.0	0	0	0	0	0/0.0
St. John's	0-0	0	0-0	0-0	0-0	0/0.0	0	0	0	0	0/0.0
Seton Hall	0-0	0	0-0	0-0	0-0	0/0.0	0	0	0	0	0/0.0
USF	0-0	0	0-0	0-0	0-0	0/0.0	0	0	0	0	0/0.0
Syracuse	0-0	0	0-0	0-0	0-0	0/0.0	0	0	0	0	0/0.0
Villanova	0-0	0	0-0	0-0	0-0	0/0.0	0	0	0	0	0/0.0
West Virginia	0-0	0	0-0	0-0	0-0	0/0.0	0	0	0	0	0/0.0

## Career Statistics

Season	GP-GS	Min	Avg	FG-A	Pct	3FG-A	Pct	FT-A	Pct	O-D-TOT	Avg	PF-FO	Ast	TO	Blk	Stl	Pts	Avg
2011-12	0-0	0	0.0	0-0	.000	0-0	.000	0-0	.000	0-0-0	0.0	0-0	0	0	0	0	0	0.0
<b>TOTAL</b>	<b>0-0</b>	<b>0</b>	<b>0.0</b>	<b>0-0</b>	<b>.000</b>	<b>0-0</b>	<b>.000</b>	<b>0-0</b>	<b>.000</b>	<b>0-0-0</b>	<b>0.0</b>	<b>0-0</b>	<b>0</b>	<b>0</b>	<b>0</b>	<b>0</b>	<b>0</b>	<b>0.0</b>

## Career BIG EAST Statistics

Season	GP-GS	Min	Avg	FG-A	Pct	3FG-A	Pct	FT-A	Pct	O-D-TOT	Avg	PF-FO	Ast	TO	Blk	Stl	Pts	Avg
2011-12	0-0	0	0.0	0-0	.000	0-0	.000	0-0	.000	0-0-0	0.0	0-0	0	0	0	0	0	0.0
<b>TOTAL</b>	<b>0-0</b>	<b>0</b>	<b>0.0</b>	<b>0-0</b>	<b>.000</b>	<b>0-0</b>	<b>.000</b>	<b>0-0</b>	<b>.000</b>	<b>0-0-0</b>	<b>0.0</b>	<b>0-0</b>	<b>0</b>	<b>0</b>	<b>0</b>	<b>0</b>	<b>0</b>	<b>0.0</b>



# 12 Alex Dragicevich

Sophomore • Guard  
6-7 • 221  
Northbrook, Ill. • Glenbrook North

## Career Games With:

Double Figure Points .....	N/A
20-Plus Points.....	N/A
30-Plus Points.....	N/A
10-Plus Rebounds.....	N/A
10-Plus Assists .....	N/A
Double-Double .....	N/A

## Season and Career Bests

<b>Points</b>		<b>FG's</b>	
Season	--	Season	--
Career	9 (vs. Georgia Southern 11/12/10)	Career	2 (vs. Georgia Southern 11/12/10)
<b>Rebounds</b>		<b>3PT FG's</b>	
Season	--	Season	--
Career	3 (vs. Georgia Southern 11/12/10)	Career	1 (on two occasions)
<b>Assists</b>		<b>FT's</b>	
Season	--	Season	--
Career	1 (on four occasions)	Career	4 (vs. Georgia Southern 11/12/10)
<b>Steals</b>		<b>Minutes</b>	
Season	--	Season	--
Career	1 (vs. Florida State 3/20/11)	Career	11 (vs. UMBC 12/22/10)
<b>Blocks</b>			
Season	--		
Career	--		

## 2011-12 Honors, Awards & Accomplishments

## Game-By-Game Stats

Start FG-A 3P-A FT-A Reb PF TP A TO BK S Min

Mississippi Valley State
Detroit
Sam Houston State
Delaware State
Missouri
California/Georgia
Bryant
Gonzaga
Maryland
Maine
Dartmouth
Indiana
Sacred Heart
Pittsburgh
Cincinnati
Louisville
South Florida
Connecticut
Rutgers
Syracuse
Seton Hall
Connecticut
Marquette
West Virginia
DePaul
Rutgers
Villanova
West Virginia
St. John's
Georgetown
Providence

## Career Stats vs. The BIG EAST

Opponent	GP-GS	Min.	FG-A	3PT-A	FT-A	Reb.	A	PF	B	S	Pts.
Cincinnati	1-0	4	0-0	0-0	0-0	1/1.0	1	0	0	0	0/0.0
Connecticut	0-0	0	0-0	0-0	0-0	0/0.0	0	0	0	0	0/0.0
DePaul	1-0	3	0-0	0-0	0-0	1/1.0	0	0	0	0	0/0.0
Georgetown	0-0	0	0-0	0-0	0-0	0/0.0	0	0	0	0	0/0.0
Louisville	0-0	0	0-0	0-0	0-0	0/0.0	0	0	0	0	0/0.0
Marquette	1-0	4	1-1	0-0	0-0	0/0.0	1	0	0	0	2/2.0
Pittsburgh	0-0	0	0-0	0-0	0-0	0/0.0	0	0	0	0	0/0.0
Providence	0-0	0	0-0	0-0	0-0	0/0.0	0	0	0	0	0/0.0
Rutgers	0-0	0	0-0	0-0	0-0	0/0.0	0	0	0	0	0/0.0
St. John's	1-0	3	0-2	0-2	1-2	0/0.0	0	0	0	0	1/1.0
Seton Hall	0-0	0	0-0	0-0	0-0	0/0.0	0	0	0	0	0/0.0
USF	1-0	5	1-2	1-2	0-0	0/0.0	0	0	0	0	3/3.0
Syracuse	0-0	0	0-0	0-0	0-0	0/0.0	0	0	0	0	0/0.0
Villanova	1-0	1	0-0	0-0	0-2	1/1.0	0	0	0	0	0/0.0
West Virginia	1-0	2	0-2	0-2	0-0	0/0.0	0	0	0	0	0/0.0

## Career Statistics

Season	GP-GS	Min	Avg	FG-A	Pct	3FG-A	Pct	FT-A	Pct	O-D-TOT	Avg	PF-FO	Ast	TO	Blk	Stl	Pts	Avg
2010-11	14-0	62	4.4	5-17	.294	2-10	.200	8-13	.615	4-7-11	0.8	1-0	3	2	0	1	20	1.4
2011-12	0-0	0	0.0	0-0	.000	0-0	.000	0-0	.000	0-0-0	0.0	0-0	0	0	0	0	0	0.0
<b>TOTAL</b>	<b>14-0</b>	<b>62</b>	<b>4.4</b>	<b>5-17</b>	<b>.294</b>	<b>2-10</b>	<b>.200</b>	<b>8-13</b>	<b>.615</b>	<b>4-7-11</b>	<b>0.8</b>	<b>1-0</b>	<b>3</b>	<b>2</b>	<b>0</b>	<b>1</b>	<b>20</b>	<b>1.4</b>

## Career BIG EAST Statistics

Season	GP-GS	Min	Avg	FG-A	Pct	3FG-A	Pct	FT-A	Pct	O-D-TOT	Avg	PF-FO	Ast	TO	Blk	Stl	Pts	Avg
2010-11	6-0	18	3.0	2-7	.286	1-6	.167	1-4	.250	0-2-2	0.3	0-0	1	2	0	0	6	1.0
2011-12	0-0	0	0.0	0-0	.000	0-0	.000	0-0	.000	0-0-0	0.0	0-0	0	0	0	0	0	0.0
<b>TOTAL</b>	<b>6-0</b>	<b>18</b>	<b>3.0</b>	<b>2-7</b>	<b>.286</b>	<b>1-6</b>	<b>.167</b>	<b>1-4</b>	<b>.250</b>	<b>0-2-2</b>	<b>0.3</b>	<b>0-0</b>	<b>1</b>	<b>2</b>	<b>0</b>	<b>0</b>	<b>6</b>	<b>1.0</b>



# 14 Scott Martin | Senior • Guard 6-8 • 222 Valparaiso, Ind. • Valparaiso

## Career Games With:

Double Figure Points ...32 (19 with ND)  
20-Plus Points.....1 (1 with ND)  
30-Plus Points.....N/A  
10-Plus Rebounds.....1 (1 with ND)  
10-Plus Assists .....N/A  
Double-Double .....1 (1 with ND)

## 2011-12 Honors, Awards & Accomplishments

- Team Captain

## Season and Career Bests

<b>Points</b>		<b>FG's</b>	
Season	--	Season	--
Career	21 (vs. Louisville 3/11/11)	Career	8 (vs. Louisville 3/11/11)
<b>Rebounds</b>		<b>3PT FG's</b>	
Season	--	Season	--
Career	11 (vs. Marquette 1/10/11)	Career	3 (on three occasions)
<b>Assists</b>		<b>FT's</b>	
Season	--	Season	--
Career	6 (vs. Syracuse 1/1/11)	Career	8 (on three occasions)
<b>Steals</b>		<b>Minutes</b>	
Season	--	Season	--
Career	4 (vs. Clemson 11/27/07)	Career	44 (vs. Louisville 3/11/11)
<b>Blocks</b>			
Season	--		
Career	3 (on three occasions)		

## Game-By-Game Stats

Start FG-A 3P-A FT-A Reb PF TP A TO BK S Min

Mississippi Valley State
Detroit
Sam Houston State
Delaware State
Missouri
California/Georgia
Bryant
Gonzaga
Maryland
Maine
Dartmouth
Indiana
Sacred Heart
Pittsburgh
Cincinnati
Louisville
South Florida
Connecticut
Rutgers
Syracuse
Seton Hall
Connecticut
Marquette
West Virginia
DePaul
Rutgers
Villanova
West Virginia
St. John's
Georgetown
Providence

## Career Stats vs. The BIG EAST

Opponent	GP-GS	Min.	FG-A	3PT-A	FT-A	Reb.	A	PF	B	S	Pts.
Cincinnati	2-2	66	9-18	3-4	1-3	11/5.5	3	1	1	1	22/11.0
Connecticut	2-2	65	6-16	2-7	3-7	9/4.5	3	6	1	0	17/8.5
DePaul	2-2	66	9-20	4-8	3-4	8/4.0	2	4	0	2	25/12.5
Georgetown	1-1	30	5-9	1-1	0-4	3/3.0	1	1	0	1	11/11.0
Louisville	3-3	105	13-29	4-12	8-14	17/5.7	7	6	0	4	38/12.7
Marquette	2-2	69	5-20	1-7	9-12	14/7.0	3	6	1	0	20/10.0
Pittsburgh	0-0	0	0-0	0-0	0-0	0/0.0	0	0	0	0	0/0.0
Providence	1-1	33	4-8	2-4	0-0	5/5.0	1	3	0	1	10/10.0
Rutgers	1-1	34	3-6	0-1	8-9	2/2.0	3	2	0	0	14/14.0
St. John's	2-2	64	7-18	0-6	2-4	12/6.0	3	5	0	0	16/8.0
Seton Hall	1-1	35	2-7	2-5	0-0	4/4.0	3	1	1	2	6/6.0
USF	1-1	30	4-6	2-3	0-0	7/7.0	2	0	3	1	10/10.0
Syracuse	1-1	34	3-9	0-2	4-4	7/7.0	6	2	1	1	10/10.0
Villanova	1-1	28	2-5	1-2	0-0	0/0.0	1	2	0	0	5/5.0
West Virginia	1-1	32	4-11	1-6	0-0	6/6.0	0	4	0	0	9/9.0


## Career Statistics

Season	GP-GS	Min	Avg	FG-A	Pct	3FG-A	Pct	FT-A	Pct	O-D-TOT	Avg	PF-FO	Ast	TO	Blk	Stl	Pts	Avg
2007-08	32-8	700	21.9	84-225	.373	26-83	.313	78-112	.696	42-79-121	3.8	78-3	44	48	21	31	272	8.5
2008-09																		
2009-10																		
2010-11	33-33	1008	30.5	115-269	.428	34-102	.333	55-86	.640	33-125-158	4.8	63-0	61	51	10	16	319	9.7
2011-12	0-0	0	0.0	0-0	.000	0-0	.000	0-0	.000	0-0-0	0.0	0-0	0	0	0	0	0	0.0
<b>TOTAL</b>	<b>65-41</b>	<b>1708</b>	<b>26.3</b>	<b>199-494</b>	<b>.403</b>	<b>60-185</b>	<b>.324</b>	<b>133-198</b>	<b>.672</b>	<b>75-204-279</b>	<b>4.3</b>	<b>141-3</b>	<b>105</b>	<b>99</b>	<b>31</b>	<b>47</b>	<b>591</b>	<b>9.1</b>

## Career BIG EAST Statistics

Season	GP-GS	Min	Avg	FG-A	Pct	3FG-A	Pct	FT-A	Pct	O-D-TOT	Avg	PF-FO	Ast	TO	Blk	Stl	Pts	Avg
2008-09																		
2009-10																		
2010-11	18-18	593	32.9	60-151	.397	19-57	.333	31-49	.633	18-73-91	5.1	38-0	33	32	7	9	170	9.4
2011-12	0-0	0	0.0	0-0	.000	0-0	.000	0-0	.000	0-0-0	0.0	0-0	0	0	0	0	0	0.0
<b>TOTAL</b>	<b>18-18</b>	<b>593</b>	<b>32.9</b>	<b>60-151</b>	<b>.397</b>	<b>19-57</b>	<b>.333</b>	<b>31-49</b>	<b>.633</b>	<b>18-73-91</b>	<b>5.1</b>	<b>38-0</b>	<b>33</b>	<b>32</b>	<b>7</b>	<b>9</b>	<b>170</b>	<b>9.4</b>





# 21 Tim Abromaitis | Graduate Student • Forward 6-8 • 236 Unionville, Conn. • Farmington

## Career Games With:

Double Figure Points .....	57
20-Plus Points.....	21
30-Plus Points.....	3
10-Plus Rebounds.....	4
10-Plus Assists .....	N/A
Double-Double .....	3

## Season and Career Bests

<b>Points</b>		<b>FG's</b>	
Season	--	Season	--
Career	31 (vs. UCF 12/6/09)	Career	11 (on two occasions)
<b>Rebounds</b>		<b>3PT FG's</b>	
Season	--	Season	--
Career	11 (on two occasions)	Career	9 (vs. Villanova 2/28/11)
<b>Assists</b>		<b>FT's</b>	
Season	--	Season	--
Career	7 (vs. Chicago State 11/17/10)	Career	12 (vs. Seton Hall 2/11/10)
<b>Steals</b>		<b>Minutes</b>	
Season	--	Season	--
Career	3 (vs. DePaul 2/3/11)	Career	46 (vs. Georgia 11/25/10)
<b>Blocks</b>			
Season	--		
Career	2 (on four occasions)		

## 2011-12 Honors, Awards & Accomplishments

- Preseason All-BIG EAST First Team
- John R. Wooden Award Preseason Top 50 List
- Naismith Trophy Preseason Watch List
- Lowe's Senior CLASS Award Candidate
- Team Captain

## Game-By-Game Stats

Start FG-A 3P-A FT-A Reb PF TP A TO BK S Min

Mississippi Valley State
Detroit
Sam Houston State
Delaware State
Missouri
California/Georgia
Bryant
Gonzaga
Maryland
Maine
Dartmouth
Indiana
Sacred Heart
Pittsburgh
Cincinnati
Louisville
South Florida
Connecticut
Rutgers
Syracuse
Seton Hall
Connecticut
Marquette
West Virginia
DePaul
Rutgers
Villanova
West Virginia
St. John's
Georgetown
Providence

## Career Stats vs. The BIG EAST

Opponent	GP-GS	Min.	FG-A	3PT-A	FT-A	Reb.	A	PF	B	S	Pts.
Cincinnati	4-4	127	21-42	10-17	15-20	23/5.8	9	13	1	4	67/16.8
Connecticut	4-3	147	18-42	6-20	6-12	22/5.5	4	7	1	4	48/12.0
DePaul	2-2	62	13-25	6-12	11-12	10/5.0	4	3	0	4	43/21.5
Georgetown	3-2	75	13-31	6-16	9-9	8/2.7	4	3	2	2	41/13.7
Louisville	3-3	130	22-41	5-11	19-20	16/5.3	5	7	2	1	68/22.7
Marquette	4-3	110	12-32	3-14	9-11	17/4.3	4	6	0	1	36/9.0
Pittsburgh	3-3	102	7-15	3-6	9-10	9/3.0	1	3	0	3	26/8.7
Providence	2-2	62	19-30	9-15	3-6	12/6.0	2	2	0	2	50/25.0
Rutgers	2-2	72	10-21	4-11	3-4	18/9.0	3	5	0	0	27/13.5
St. John's	3-3	113	15-31	7-15	9-11	18/6.0	5	8	0	3	46/15.3
Seton Hall	4-3	116	11-29	7-16	20-24	22/5.5	4	5	0	1	49/12.3
USF	3-3	91	12-24	5-11	1-1	11/3.7	6	5	1	3	30/10.0
Syracuse	2-2	76	16-32	8-17	1-3	9/4.5	5	7	1	1	41/20.5
Villanova	2-2	74	13-30	11-21	9-12	9/4.5	6	6	0	0	46/23.0
West Virginia	3-3	98	8-23	4-12	13-17	15/5.0	4	11	1	2	33/11.0

## Career Statistics

Season	GP-GS	Min	Avg	FG-A	Pct	3FG-A	Pct	FT-A	Pct	O-D-TOT	Avg	PF-FO	Ast	TO	Blk	Stl	Pts	Avg
2007-08	12-0	40	3.3	6-21	.286	1-8	.125	7-7	1.000	5-7-12	1.0	5-0	3	4	1	1	20	1.7
2008-09										Did Not Play								
2009-10	35-26	1104	31.5	183-370	.495	81-189	.429	117-134	.873	43-123-166	4.7	76-1	52	42	11	17	564	16.1
2010-11	34-34	1162	34.2	169-371	.456	78-182	.429	109-139	.784	45-161-206	6.1	66-1	61	52	15	26	525	15.4
2011-12	0-0	0	0.0	0-0	.000	0-0	.000	0-0	.000	0-0-0	0.0	0-0	0	0	0	0	0	0.0
<b>TOTAL</b>	<b>81-60</b>	<b>2306</b>	<b>28.5</b>	<b>358-762</b>	<b>.470</b>	<b>160-379</b>	<b>.422</b>	<b>233-280</b>	<b>.832</b>	<b>93-291-384</b>	<b>4.7</b>	<b>147-2</b>	<b>116</b>	<b>98</b>	<b>27</b>	<b>44</b>	<b>1109</b>	<b>13.7</b>

## Career BIG EAST Statistics

Season	GP-GS	Min	Avg	FG-A	Pct	3FG-A	Pct	FT-A	Pct	O-D-TOT	Avg	PF-FO	Ast	TO	Blk	Stl	Pts	Avg
2007-08	3-0	5	1.7	1-2	.500	0-1	.000	2-2	1.000	0-0-0	0.0	1-0	1	1	0	0	4	1.3
2008-09										Did Not Play								
2009-10	18-17	647	35.9	102-217	.470	45-109	.413	78-90	.867	28-74-102	5.7	37-1	34	25	6	9	327	18.2
2010-11	18-18	632	35.1	89-188	.473	43-91	.473	43-61	.705	22-75-97	5.4	39-1	24	32	5	16	264	14.7
2011-12	0-0	0	0.0	0-0	.000	0-0	.000	0-0	.000	0-0-0	0.0	0-0	0	0	0	0	0	0.0
<b>TOTAL</b>	<b>39-35</b>	<b>1284</b>	<b>32.9</b>	<b>192-407</b>	<b>.472</b>	<b>88-201</b>	<b>.438</b>	<b>123-153</b>	<b>.804</b>	<b>50-149-199</b>	<b>5.1</b>	<b>77-2</b>	<b>59</b>	<b>58</b>	<b>11</b>	<b>25</b>	<b>595</b>	<b>15.3</b>



# 22 Jerian Grant | Sophomore • Guard 6-5 • 195 Bowie, Md. • DeMatha

## Career Games With:

Double Figure Points .....	N/A
20-Plus Points.....	N/A
30-Plus Points.....	N/A
10-Plus Rebounds.....	N/A
10-Plus Assists .....	N/A
Double-Double .....	N/A

## Season and Career Bests

<b>Points</b>		<b>FG's</b>	
Season	--	Season	--
Career	--	Career	--
<b>Rebounds</b>		<b>3PT FG's</b>	
Season	--	Season	--
Career	--	Career	--
<b>Assists</b>		<b>FT's</b>	
Season	--	Season	--
Career	--	Career	--
<b>Steals</b>		<b>Minutes</b>	
Season	--	Season	--
Career	--	Career	--
<b>Blocks</b>			
Season	--		
Career	--		

## 2011-12 Honors, Awards & Accomplishments

## Game-By-Game Stats

Start FG-A 3P-A FT-A Reb PF TP A TO BK S Min

Mississippi Valley State
Detroit
Sam Houston State
Delaware State
Missouri
California/Georgia
Bryant
Gonzaga
Maryland
Maine
Dartmouth
Indiana
Sacred Heart
Pittsburgh
Cincinnati
Louisville
South Florida
Connecticut
Rutgers
Syracuse
Seton Hall
Connecticut
Marquette
West Virginia
DePaul
Rutgers
Villanova
West Virginia
St. John's
Georgetown
Providence

## Career Stats vs. The BIG EAST


Opponent	GP-GS	Min.	FG-A	3PT-A	FT-A	Reb.	A	PF	B	S	Pts.
Cincinnati	1-0	4	0-0	0-0	0-0	1/1.0	1	0	0	0	0/0.0
Connecticut	0-0	0	0-0	0-0	0-0	0/0.0	0	0	0	0	0/0.0
DePaul	1-0	3	0-0	0-0	0-0	1/1.0	0	0	0	0	0/0.0
Georgetown	0-0	0	0-0	0-0	0-0	0/0.0	0	0	0	0	0/0.0
Louisville	0-0	0	0-0	0-0	0-0	0/0.0	0	0	0	0	0/0.0
Marquette	1-0	4	1-1	0-0	0-0	0/0.0	1	0	0	0	2/2.0
Pittsburgh	0-0	0	0-0	0-0	0-0	0/0.0	0	0	0	0	0/0.0
Providence	0-0	0	0-0	0-0	0-0	0/0.0	0	0	0	0	0/0.0
Rutgers	0-0	0	0-0	0-0	0-0	0/0.0	0	0	0	0	0/0.0
St. John's	1-0	3	0-2	0-2	1-2	0/0.0	0	0	0	0	1/1.0
Seton Hall	0-0	0	0-0	0-0	0-0	0/0.0	0	0	0	0	0/0.0
USF	1-0	5	1-2	1-2	0-0	0/0.0	0	0	0	0	3/3.0
Syracuse	0-0	0	0-0	0-0	0-0	0/0.0	0	0	0	0	0/0.0
Villanova	1-0	1	0-0	0-0	0-2	1/1.0	0	0	0	0	0/0.0
West Virginia	1-0	2	0-2	0-2	0-0	0/0.0	0	0	0	0	0/0.0

## Career Statistics

Season	GP-GS	Min	Avg	FG-A	Pct	3FG-A	Pct	FT-A	Pct	O-D-TOT	Avg	PF-FO	Ast	TO	Blk	Stl	Pts	Avg
2010-11										Did Not Play								
2011-12	0-0	0	0.0	0-0	.000	0-0	.000	0-0	.000	0-0-0	0.0	0-0	0	0	0	0	0	0.0
<b>TOTAL</b>	<b>0-0</b>	<b>0</b>	<b>0.0</b>	<b>0-0</b>	<b>.000</b>	<b>0-0</b>	<b>.000</b>	<b>0-0</b>	<b>.000</b>	<b>0-0-0</b>	<b>0.0</b>	<b>0-0</b>	<b>0</b>	<b>0</b>	<b>0</b>	<b>0</b>	<b>0</b>	<b>0.0</b>

## Career BIG EAST Statistics

Season	GP-GS	Min	Avg	FG-A	Pct	3FG-A	Pct	FT-A	Pct	O-D-TOT	Avg	PF-FO	Ast	TO	Blk	Stl	Pts	Avg
2010-11										Did Not Play								
2011-12	0-0	0	0.0	0-0	.000	0-0	.000	0-0	.000	0-0-0	0.0	0-0	0	0	0	0	0	0.0
<b>TOTAL</b>	<b>0-0</b>	<b>0</b>	<b>0.0</b>	<b>0-0</b>	<b>.000</b>	<b>0-0</b>	<b>.000</b>	<b>0-0</b>	<b>.000</b>	<b>0-0-0</b>	<b>0.0</b>	<b>0-0</b>	<b>0</b>	<b>0</b>	<b>0</b>	<b>0</b>	<b>0</b>	<b>0.0</b>



# 24 Pat Connaughton | Freshman • Guard/Forward 6-5 • 206 Arlington, Mass. • St. John's Prep

## Career Games With:

Double Figure Points .....	N/A
20-Plus Points .....	N/A
30-Plus Points .....	N/A
10-Plus Rebounds .....	N/A
10-Plus Assists .....	N/A
Double-Double .....	N/A

## 2011-12 Honors, Awards & Accomplishments

## Season and Career Bests

<b>Points</b>		<b>FG's</b>	
Season	--	Season	--
Career	--	Career	--
<b>Rebounds</b>		<b>3PT FG's</b>	
Season	--	Season	--
Career	--	Career	--
<b>Assists</b>		<b>FT's</b>	
Season	--	Season	--
Career	--	Career	--
<b>Steals</b>		<b>Minutes</b>	
Season	--	Season	--
Career	--	Career	--
<b>Blocks</b>			
Season	--		
Career	--		

## Game-By-Game Stats

Start FG-A 3P-A FT-A Reb PF TP A TO BK S Min

Mississippi Valley State
Detroit
Sam Houston State
Delaware State
Missouri
California/Georgia
Bryant
Gonzaga
Maryland
Maine
Dartmouth
Indiana
Sacred Heart
Pittsburgh
Cincinnati
Louisville
South Florida
Connecticut
Rutgers
Syracuse
Seton Hall
Connecticut
Marquette
West Virginia
DePaul
Rutgers
Villanova
West Virginia
St. John's
Georgetown
Providence

## Career Stats vs. The BIG EAST


Opponent	GP-GS	Min.	FG-A	3PT-A	FT-A	Reb.	A	PF	B	S	Pts.
Cincinnati	1-0	4	0-0	0-0	0-0	1/1.0	1	0	0	0	0/0.0
Connecticut	0-0	0	0-0	0-0	0-0	0/0.0	0	0	0	0	0/0.0
DePaul	1-0	3	0-0	0-0	0-0	1/1.0	0	0	0	0	0/0.0
Georgetown	0-0	0	0-0	0-0	0-0	0/0.0	0	0	0	0	0/0.0
Louisville	0-0	0	0-0	0-0	0-0	0/0.0	0	0	0	0	0/0.0
Marquette	1-0	4	1-1	0-0	0-0	0/0.0	1	0	0	0	2/2.0
Pittsburgh	0-0	0	0-0	0-0	0-0	0/0.0	0	0	0	0	0/0.0
Providence	0-0	0	0-0	0-0	0-0	0/0.0	0	0	0	0	0/0.0
Rutgers	0-0	0	0-0	0-0	0-0	0/0.0	0	0	0	0	0/0.0
St. John's	1-0	3	0-2	0-2	1-2	0/0.0	0	0	0	0	1/1.0
Seton Hall	0-0	0	0-0	0-0	0-0	0/0.0	0	0	0	0	0/0.0
USF	1-0	5	1-2	1-2	0-0	0/0.0	0	0	0	0	3/3.0
Syracuse	0-0	0	0-0	0-0	0-0	0/0.0	0	0	0	0	0/0.0
Villanova	1-0	1	0-0	0-0	0-2	1/1.0	0	0	0	0	0/0.0
West Virginia	1-0	2	0-2	0-2	0-0	0/0.0	0	0	0	0	0/0.0

## Career Statistics

Season	GP-GS	Min	Avg	FG-A	Pct	3FG-A	Pct	FT-A	Pct	O-D-TOT	Avg	PF-FO	Ast	TO	Blk	Stl	Pts	Avg
2011-12	0-0	0	0.0	0-0	.000	0-0	.000	0-0	.000	0-0-0	0.0	0-0	0	0	0	0	0	0.0
<b>TOTAL</b>	<b>0-0</b>	<b>0</b>	<b>0.0</b>	<b>0-0</b>	<b>.000</b>	<b>0-0</b>	<b>.000</b>	<b>0-0</b>	<b>.000</b>	<b>0-0-0</b>	<b>0.0</b>	<b>0-0</b>	<b>0</b>	<b>0</b>	<b>0</b>	<b>0</b>	<b>0</b>	<b>0.0</b>

## Career BIG EAST Statistics

Season	GP-GS	Min	Avg	FG-A	Pct	3FG-A	Pct	FT-A	Pct	O-D-TOT	Avg	PF-FO	Ast	TO	Blk	Stl	Pts	Avg
2010-11	0-0	0	0.0	0-0	.000	0-0	.000	0-0	.000	0-0-0	0.0	0-0	0	0	0	0	0	0.0
<b>TOTAL</b>	<b>0-0</b>	<b>0</b>	<b>0.0</b>	<b>0-0</b>	<b>.000</b>	<b>0-0</b>	<b>.000</b>	<b>0-0</b>	<b>.000</b>	<b>0-0-0</b>	<b>0.0</b>	<b>0-0</b>	<b>0</b>	<b>0</b>	<b>0</b>	<b>0</b>	<b>0</b>	<b>0.0</b>



# 25 Tom Knight | Junior • Forward 6-9 • 250 Dixfield, Maine • Dirigo

## Career Games With:

Double Figure Points .....	N/A
20-Plus Points .....	N/A
30-Plus Points .....	N/A
10-Plus Rebounds .....	N/A
10-Plus Assists .....	N/A
Double-Double .....	N/A

## Season and Career Bests

<b>Points</b>		<b>FG's</b>	
Season	--	Season	--
Career	7 (on two occasions)	Career	3 (on two occasions)
<b>Rebounds</b>		<b>3PT FG's</b>	
Season	--	Season	--
Career	5 (vs. UMBC 12/22/10)	Career	--
<b>Assists</b>		<b>FT's</b>	
Season	--	Season	--
Career	1 (on three occasions)	Career	1 (on two occasions)
<b>Steals</b>		<b>Minutes</b>	
Season	--	Season	--
Career	--	Career	9 (on two occasions)
<b>Blocks</b>			
Season	--		
Career	1 (on two occasions)		

## 2011-12 Honors, Awards & Accomplishments

## Game-By-Game Stats

Start FG-A 3P-A FT-A Reb PF TP A TO BK S Min

Mississippi Valley State
Detroit
Sam Houston State
Delaware State
Missouri
California/Georgia
Bryant
Gonzaga
Maryland
Maine
Dartmouth
Indiana
Sacred Heart
Pittsburgh
Cincinnati
Louisville
South Florida
Connecticut
Rutgers
Syracuse
Seton Hall
Connecticut
Marquette
West Virginia
DePaul
Rutgers
Villanova
West Virginia
St. John's
Georgetown
Providence

## Career Stats vs. The BIG EAST

Opponent	GP-GS	Min.	FG-A	3PT-A	FT-A	Reb.	A	PF	B	S	Pts.
Cincinnati	1-0	4	1-1	0-0	0-0	0/0.0	0	1	0	0	2/2.0
Connecticut	0-0	0	0-0	0-0	0-0	0/0.0	0	0	0	0	0/0.0
DePaul	1-0	2	1-1	0-0	0-0	0/0.0	0	0	0	0	2/2.0
Georgetown	0-0	0	0-0	0-0	0-0	0/0.0	0	0	0	0	0/0.0
Louisville	0-0	0	0-0	0-0	0-0	0/0.0	0	0	0	0	0/0.0
Marquette	1-0	2	0-0	0-0	0-0	1/1.0	0	0	0	0	0/0.0
Pittsburgh	0-0	0	0-0	0-0	0-0	0/0.0	0	0	0	0	0/0.0
Providence	0-0	0	0-0	0-0	0-0	0/0.0	0	0	0	0	0/0.0
Rutgers	0-0	0	0-0	0-0	0-0	0/0.0	0	0	0	0	0/0.0
St. John's	1-0	0	0-0	0-0	0-0	0/0.0	0	0	0	0	0/0.0
Seton Hall	0-0	0	0-0	0-0	0-0	0/0.0	0	0	0	0	0/0.0
USF	1-0	5	0-2	0-0	0-0	0/0.0	0	0	0	0	0/0.0
Syracuse	1-0	0+	0-0	0-0	0-0	0/0.0	0	0	0	0	0/0.0
Villanova	1-0	1	0-0	0-0	0-0	1/1.0	1	1	0	0	0/0.0
West Virginia	0-0	0	0-0	0-0	0-0	0/0.0	0	0	0	0	0/0.0


## Career Statistics

Season	GP-GS	Min	Avg	FG-A	Pct	3FG-A	Pct	FT-A	Pct	O-D-TOT	Avg	PF-FO	Ast	TO	Blk	Stl	Pts	Avg
2009-10																		
2010-11	14-0	53	3.8	9-19	.474	0-0	.000	2-2	1.000	7-9-16	1.1	3-0	3	1	2	0	20	1.4
2011-12	0-0	0	0.0	0-0	.000	0-0	.000	0-0	.000	0-0-0	0.0	0-0	0	0	0	0	0	0.0
<b>TOTAL</b>	<b>14-0</b>	<b>53</b>	<b>3.8</b>	<b>9-19</b>	<b>.474</b>	<b>0-0</b>	<b>.000</b>	<b>2-2</b>	<b>1.000</b>	<b>7-9-16</b>	<b>1.1</b>	<b>3-0</b>	<b>3</b>	<b>1</b>	<b>2</b>	<b>0</b>	<b>20</b>	<b>1.4</b>

## Career BIG EAST Statistics

Season	GP-GS	Min	Avg	FG-A	Pct	3FG-A	Pct	FT-A	Pct	O-D-TOT	Avg	PF-FO	Ast	TO	Blk	Stl	Pts	Avg
2009-10																		
2010-11	6-0	11	1.8	1-3	.333	0-0	.000	0-0	.000	1-1-2	0.3	1-0	1	0	0	0	2	0.3
2011-12	0-0	0	0.0	0-0	.000	0-0	.000	0-0	.000	0-0-0	0.0	0-0	0	0	0	0	0	0.0
<b>TOTAL</b>	<b>6-0</b>	<b>11</b>	<b>1.8</b>	<b>1-3</b>	<b>.333</b>	<b>0-0</b>	<b>.000</b>	<b>0-0</b>	<b>.000</b>	<b>1-1-2</b>	<b>0.3</b>	<b>1-0</b>	<b>1</b>	<b>0</b>	<b>0</b>	<b>0</b>	<b>2</b>	<b>0.3</b>





# 32 Joey Brooks | Junior • Guard

6-6 • 220  
Houston, Texas • Strake Jesuit Prep School

## Career Games With:

Double Figure Points .....	1
20-Plus Points.....	N/A
30-Plus Points.....	N/A
10-Plus Rebounds.....	N/A
10-Plus Assists .....	N/A
Double-Double .....	N/A

## 2011-12 Honors, Awards & Accomplishments

## Season and Career Bests

<b>Points</b>		<b>FG's</b>	
Season	--	Season	--
Career	12 (vs. Bucknell 12/22/09)	Career	3 (on three occasions)
<b>Rebounds</b>		<b>3PT FG's</b>	
Season	--	Season	--
Career	4 (on four occasions)	Career	1 (on five occasions)
<b>Assists</b>		<b>FT's</b>	
Season	--	Season	--
Career	3 (vs. UMBC 12/22/10)	Career	6 (vs. Bucknell 12/22/09)
<b>Steals</b>		<b>Minutes</b>	
Season	--	Season	--
Career	3 (vs. Georgia Southern 11/12/10)	Career	24 (vs. St. John's 1/16/11)
<b>Blocks</b>			
Season	--		
Career	--		

## Game-By-Game Stats

Start FG-A 3P-A FT-A Reb PF TP A TO BK S Min

Mississippi Valley State	
Detroit	
Sam Houston State	
Delaware State	
Missouri	
California/Georgia	
Bryant	
Gonzaga	
Maryland	
Maine	
Dartmouth	
Indiana	
Sacred Heart	
Pittsburgh	
Cincinnati	
Louisville	
South Florida	
Connecticut	
Rutgers	
Syracuse	
Seton Hall	
Connecticut	
Marquette	
West Virginia	
DePaul	
Rutgers	
Villanova	
West Virginia	
St. John's	
Georgetown	
Providence	

## Career Stats vs. The BIG EAST


Opponent	GP-GS	Min.	FG-A	3PT-A	FT-A	Reb.	A	PF	B	S	Pts.
Cincinnati	4-0	13	2-4	1-3	0-1	3/0.8	1	1	0	0	5/1.3
Connecticut	3-0	8	0-0	0-0	0-0	1/0.3	1	2	0	0	0/0.0
DePaul	2-0	11	0-0	0-0	2-2	1/0.5	0	0	0	0	2/1.0
Georgetown	0-0	0	0-0	0-0	0-0	0/0.0	0	0	0	0	0/0.0
Louisville	1-0	2	0-0	0-0	0-0	0/0.0	0	1	0	0	0/0.0
Marquette	2-0	18	1-2	0-0	1-4	1/0.5	0	3	0	2	3/1.5
Pittsburgh	0-0	0	0-0	0-0	0-0	0/0.0	0	0	0	0	0/0.0
Providence	1-0	0	0-0	0-0	0-0	0/0.0	0	0	0	0	0/0.0
Rutgers	2-0	5	0-1	0-0	0-0	0/0.0	0	0	0	1	0/0.0
St. John's	3-0	38	1-1	0-0	9-16	5/1.7	0	4	0	2	11/3.7
Seton Hall	2-0	8	1-1	0-0	1-2	0/0.0	0	2	0	1	3/1.5
USF	1-0	9	0-1	0-0	0-2	0/0.0	0	1	0	0	0/0.0
Syracuse	1-0	1	0-0	0-0	0-0	0/0.0	0	0	0	0	0/0.0
Villanova	2-0	8	1-2	0-0	0-0	0/0.0	1	0	0	1	2/1.0
West Virginia	2-0	11	2-3	1-1	0-0	1/0.5	0	1	0	0	5/2.5

## Career Statistics

Season	GP-GS	Min	Avg	FG-A	Pct	3FG-A	Pct	FT-A	Pct	O-D-TOT	Avg	PF-FO	Ast	TO	Blk	Stl	Pts	Avg
2009-10	22-0	86	3.9	15-31	.484	4-7	.571	11-16	.688	5-4-9	0.4	12-0	4	5	0	9	45	2.0
2010-11	27-0	205	7.6	12-34	.353	1-13	.077	17-37	.459	7-22-29	1.1	25-1	11	15	0	10	42	1.6
2011-12	0-0	0	0.0	0-0	.000	0-0	.000	0-0	.000	0-0-0	0.0	0-0	0	0	0	0	0	0.0
<b>TOTAL</b>	<b>49-0</b>	<b>291</b>	<b>5.9</b>	<b>27-65</b>	<b>.415</b>	<b>5-20</b>	<b>.250</b>	<b>28-53</b>	<b>.528</b>	<b>12-26-38</b>	<b>0.8</b>	<b>37-1</b>	<b>15</b>	<b>20</b>	<b>0</b>	<b>19</b>	<b>87</b>	<b>1.8</b>

## Career BIG EAST Statistics

Season	GP-GS	Min	Avg	FG-A	Pct	3FG-A	Pct	FT-A	Pct	O-D-TOT	Avg	PF-FO	Ast	TO	Blk	Stl	Pts	Avg
2009-10	11-0	39	3.5	5-8	.625	2-2	1.000	3-4	.750	0-3-3	0.3	5-0	2	1	0	3	15	1.4
2010-11	13-0	87	6.7	2-6	.333	0-2	.000	10-23	.435	1-8-9	0.7	9-0	0	5	0	4	14	1.1
2011-12	0-0	0	0.0	0-0	.000	0-0	.000	0-0	.000	0-0-0	0.0	0-0	0	0	0	0	0	0.0
<b>TOTAL</b>	<b>24-0</b>	<b>126</b>	<b>5.3</b>	<b>7-14</b>	<b>.500</b>	<b>2-4</b>	<b>.500</b>	<b>13-27</b>	<b>.481</b>	<b>1-11-12</b>	<b>0.5</b>	<b>14-0</b>	<b>2</b>	<b>6</b>	<b>0</b>	<b>7</b>	<b>29</b>	<b>1.2</b>



# 33 Mike Broghammer | Junior • Forward 6-9 • 265 Orono, Minn. • Hopkins

## Career Games With:

Double Figure Points .....	N/A
20-Plus Points .....	N/A
30-Plus Points .....	N/A
10-Plus Rebounds .....	N/A
10-Plus Assists .....	N/A
Double-Double .....	N/A

## Season and Career Bests

<b>Points</b>		<b>FG's</b>	
Season	--	Season	--
Career	5 (on three occasions)	Career	2 (on six occasions)
<b>Rebounds</b>		<b>3PT FG's</b>	
Season	--	Season	--
Career	4 (vs. Chicago State 11/17/10)	Career	1 (vs. Bucknell 12/22/09)
<b>Assists</b>		<b>FT's</b>	
Season	--	Season	--
Career	1 (on three occasions)	Career	1 (on six occasions)
<b>Steals</b>		<b>Minutes</b>	
Season	--	Season	--
Career	2 (vs. Louisville 2/17/10)	Career	11 (on three occasions)
<b>Blocks</b>			
Season	--		
Career	1 (on three occasions)		

## 2011-12 Honors, Awards & Accomplishments

## Game-By-Game Stats

Start FG-A 3P-A FT-A Reb PF TP A TO BK S Min

Mississippi Valley State
Detroit
Sam Houston State
Delaware State
Missouri
California/Georgia
Bryant
Gonzaga
Maryland
Maine
Dartmouth
Indiana
Sacred Heart
Pittsburgh
Cincinnati
Louisville
South Florida
Connecticut
Rutgers
Syracuse
Seton Hall
Connecticut
Marquette
West Virginia
DePaul
Rutgers
Villanova
West Virginia
St. John's
Georgetown
Providence

## Career Stats vs. The BIG EAST


Opponent	GP-GS	Min.	FG-A	3PT-A	FT-A	Reb.	A	PF	B	S	Pts.
Cincinnati	0-0	0	0-0	0-0	0-0	0/0.0	0	0	0	0	0/0.0
Connecticut	1-0	1	0-0	0-0	0-0	0/0.0	0	0	0	0	0/0.0
DePaul	0-0	0	0-0	0-0	0-0	0/0.0	0	0	0	0	0/0.0
Georgetown	0-0	0	0-0	0-0	0-0	0/0.0	0	0	0	0	0/0.0
Louisville	1-0	10	1-2	0-0	0-0	1/1.0	0	5	0	2	2/2.0
Marquette	1-0	2	1-1	0-0	0-0	0/0.0	0	0	0	0	2/2.0
Pittsburgh	1-0	3	0-1	0-0	0-0	0/0.0	0	0	0	0	0/0.0
Providence	0-0	0	0-0	0-0	0-0	0/0.0	0	0	0	0	0/0.0
Rutgers	0-0	0	0-0	0-0	0-0	0/0.0	0	0	0	0	0/0.0
St. John's	1-0	2	0-0	0-0	0-0	0/0.0	0	0	1	0	0/0.0
Seton Hall	0-0	0	0-0	0-0	0-0	0/0.0	0	0	0	0	0/0.0
USF	0-0	0	0-0	0-0	0-0	0/0.0	0	0	0	0	0/0.0
Syracuse	1-0	1	0-0	0-0	0-0	0/0.0	0	0	0	0	0/0.0
Villanova	0-0	0	0-0	0-0	0-0	0/0.0	0	0	0	0	0/0.0
West Virginia	0-0	0	0-0	0-0	0-0	0/0.0	0	0	0	0	0/0.0

## Career Statistics

Season	GP-GS	Min	Avg	FG-A	Pct	3FG-A	Pct	FT-A	Pct	O-D-TOT	Avg	PF-FO	Ast	TO	Blk	Stl	Pts	Avg
2009-10	13-0	71	5.5	10-22	.455	1-4	.250	3-7	.429	8-6-14	1.1	13-1	2	4	1	4	24	1.8
2010-11	10-0	52	5.2	8-20	.400	0-0	.000	2-6	.333	6-4-10	1.0	8-0	1	2	2	0	18	1.8
<b>TOTAL</b>	<b>23-0</b>	<b>123</b>	<b>5.3</b>	<b>18-42</b>	<b>.429</b>	<b>1-4</b>	<b>.250</b>	<b>5-13</b>	<b>.385</b>	<b>14-10-24</b>	<b>1.0</b>	<b>21-1</b>	<b>3</b>	<b>6</b>	<b>3</b>	<b>4</b>	<b>42</b>	<b>1.8</b>

## Career BIG EAST Statistics

Season	GP-GS	Min	Avg	FG-A	Pct	3FG-A	Pct	FT-A	Pct	O-D-TOT	Avg	PF-FO	Ast	TO	Blk	Stl	Pts	Avg
2009-10	3-0	14	4.7	1-3	.333	0-0	.000	0-0	.000	1-0-1	0.3	5-1	0	1	0	2	2	0.7
2010-11	3-0	5	1.7	1-1	1.000	0-0	.000	0-0	.000	0-0-0	0.0	0-0	0	0	0	0	2	0.7
<b>TOTAL</b>	<b>6-0</b>	<b>19</b>	<b>3.2</b>	<b>2-4</b>	<b>.500</b>	<b>0-0</b>	<b>.000</b>	<b>0-0</b>	<b>.000</b>	<b>1-0-1</b>	<b>0.2</b>	<b>5-1</b>	<b>0</b>	<b>1</b>	<b>0</b>	<b>2</b>	<b>4</b>	<b>0.7</b>



# 45 Jack Cooley | Junior • Forward

6-9 • 248  
Glenview, Ill. • Glenbrook South

## Career Games With:

Double Figure Points .....	4
20-Plus Points .....	N/A
30-Plus Points .....	N/A
10-Plus Rebounds .....	N/A
10-Plus Assists .....	N/A
Double-Double .....	N/A

## Season and Career Bests

<b>Points</b>		<b>FG's</b>	
Season	--	Season	--
Career	18 (vs. USF 2/12/11)	Career	9 (vs. USF 2/12/11)
<b>Rebounds</b>		<b>3PT FG's</b>	
Season	--	Season	--
Career	8 (on two occasions)	Career	--
<b>Assists</b>		<b>FT's</b>	
Season	--	Season	--
Career	2 (on three occasions)	Career	3 (on two occasions)
<b>Steals</b>		<b>Minutes</b>	
Season	--	Season	--
Career	2 (on two occasions)	Career	19 (on two occasions)
<b>Blocks</b>			
Season	--		
Career	2 (on three occasions)		

## 2011-12 Honors, Awards & Accomplishments

## Game-By-Game Stats

Start FG-A 3P-A FT-A Reb PF TP A TO BK S Min

Mississippi Valley State
Detroit
Sam Houston State
Delaware State
Missouri
California/Georgia
Bryant
Gonzaga
Maryland
Maine
Dartmouth
Indiana
Sacred Heart
Pittsburgh
Cincinnati
Louisville
South Florida
Connecticut
Rutgers
Syracuse
Seton Hall
Connecticut
Marquette
West Virginia
DePaul
Rutgers
Villanova
West Virginia
St. John's
Georgetown
Providence

## Career Stats vs. The BIG EAST

Opponent	GP-GS	Min.	FG-A	3PT-A	FT-A	Reb.	A	PF	B	S	Pts.
Cincinnati	3-0	21	2-3	0-0	0-0	7/2.3	0	2	2	0	4/1.3
Connecticut	4-0	40	3-7	0-0	1-2	14/3.5	0	5	0	1	7/1.8
DePaul	1-0	7	1-2	0-0	1-2	1/1.0	1	3	0	0	3/3.0
Georgetown	2-0	17	3-3	0-0	0-0	4/2.0	0	0	0	0	6/3.0
Louisville	3-0	51	8-8	0-0	0-1	14/4.7	0	10	3	3	16/5.3
Marquette	2-0	11	0-2	0-0	0-0	3/1.5	0	2	0	0	0/0.0
Pittsburgh	2-0	23	1-2	0-0	0-1	5/2.5	0	5	2	0	2/1.0
Providence	1-0	8	1-2	0-0	0-0	2/2.0	2	0	0	0	2/2.0
Rutgers	1-0	4	1-2	0-0	0-0	1/1.0	0	0	1	0	2/2.0
St. John's	3-0	29	2-5	0-0	3-6	8/2.7	0	4	2	1	7/2.3
Seton Hall	1-0	5	0-0	0-0	0-2	1/1.0	0	1	0	0	0/0.0
USF	2-0	16	9-10	0-0	0-1	8/4.0	0	2	1	1	18/9.0
Syracuse	1-0	12	2-3	0-0	0-0	2/2.0	0	2	1	0	4/4.0
Villanova	2-0	14	0-0	0-0	0-0	5/2.5	1	1	1	0	0/0.0
West Virginia	1-0	9	0-2	0-0	0-0	3/3.0	1	1	0	0	0/0.0

## Career Statistics

Season	GP-GS	Min	Avg	FG-A	Pct	3FG-A	Pct	FT-A	Pct	O-D-TOT	Avg	PF-FO	Ast	TO	Blk	Stl	Pts	Avg
2009-10	21-0	111	5.3	8-20	.400	0-0	.000	4-12	.333	22-15-37	1.8	19-1	1	4	5	3	20	1.0
2010-11	34-0	351	10.3	55-84	.655	0-0	.000	15-29	.517	53-53-106	3.1	51-0	11	11	18	8	125	3.7
2011-12	0-0	0	0.0	0-0	.000	0-0	.000	0-0	.000	0-0-0	0.0	0-0	0	0	0	0	0	0.0
<b>TOTAL</b>	<b>55-0</b>	<b>462</b>	<b>8.4</b>	<b>63-104</b>	<b>.606</b>	<b>0-0</b>	<b>.000</b>	<b>19-41</b>	<b>.463</b>	<b>75-68-143</b>	<b>2.6</b>	<b>70-1</b>	<b>12</b>	<b>15</b>	<b>23</b>	<b>11</b>	<b>145</b>	<b>2.6</b>

## Career BIG EAST Statistics

Season	GP-GS	Min	Avg	FG-A	Pct	3FG-A	Pct	FT-A	Pct	O-D-TOT	Avg	PF-FO	Ast	TO	Blk	Stl	Pts	Avg
2009-10	9-0	59	6.6	4-6	.667	0-0	.000	1-4	.250	7-8-15	1.7	14-1	0	1	2	2	9	1.0
2010-11	18-0	177	9.8	25-40	.625	0-0	.000	4-11	.364	23-27-50	2.8	23-0	5	4	8	3	54	3.0
2011-12	0-0	0	0.0	0-0	.000	0-0	.000	0-0	.000	0-0-0	0.0	0-0	0	0	0	0	0	0.0
<b>TOTAL</b>	<b>27-0</b>	<b>236</b>	<b>8.7</b>	<b>29-46</b>	<b>.630</b>	<b>0-0</b>	<b>.000</b>	<b>5-15</b>	<b>.333</b>	<b>30-35-65</b>	<b>2.4</b>	<b>37-1</b>	<b>5</b>	<b>5</b>	<b>10</b>	<b>5</b>	<b>63</b>	<b>2.3</b>