



University of Notre Dame
Sports Information
112 Joyce Center
Notre Dame, IN 46556
574-631-7516
574-631-7941 (fax)
UND.com

2009 NOTRE DAME FOOTBALL NOTES

Primary Contact: Brian Hardin • bhardin2@nd.edu • Office - 574.631.9471 • Cell - 574.532.4134
Secondary Contact: Michael Bertsch • mbertsch1@nd.edu • Office - 574.631.8642 • Cell - 574.532.4154

Game #12 Notre Dame (6-5) vs. Stanford (7-4)



DATE

Saturday, November 28, 2009

TIME

5:00 p.m. PT

LOCATION

Stanford, Calif.

SITE (CAPACITY)

Stanford Stadium (50,000)

TICKETS

► Notre Dame has played before a sellout in 73 of its last 84 games road games. In fact, the Irish have played in front of sellout crowds in 218 of their previous 252 games, including 93 of their last 104 dating back to the 2001 Tostitos Fiesta Bowl (the '01, '03, '05 and '07 games at Stanford, the '04 game vs. Navy at the Meadowlands, the '05 and '08 games at Washington, the '07 game at UCLA, the '08 Hawai'i Bowl and this season's games at Purdue and in San Antonio against Washington State were not sellouts).

What's Inside

With A Win / With A Loss.....	2	Defensive Notes	16-18
Probable Starting Lineup	3	Depth Chart.....	19
National Rankings.....	4	Rosters.....	20-21
Honors/Awards.....	5	Stanford Series History	22-26
ND Among National Leaders.....	6	Updated ND Records.....	27-31
Team Notes.....	3-8	Offensive Player Bios	32-45
Irish Big Plays.....	6-8	Defensive Player Bios.....	46-54
Special Teams Tackles.....	13	Special Team Player Bios.....	55
Offensive Notes.....	9-15	2009 Game Summaries.....	56-61
Media Information.....	16	2009 Stats.....	62-75

Countdown To Kickoff

- 10** Junior WR and Biletnikoff Finalist **Golden Tate** has scored a TD by rushing, receiving or punt return in 10 consecutive games, the longest streak by a Notre Dame player since Autry Denson scored a TD in each of the first 10 games in 1998. The only active player in the FBS who has scored in every game this year is Clemson's RB/KR C.J. Spiller. (SEE PAGE 38)
- 9** Notre Dame's offense has scored in all but nine quarters this season and only 11 teams have scored in a higher percentage of quarters this season than the Irish.
- 8** The Irish offense is averaging 452.2 yards per game in 2009, an increase of 97.1 yards when compared to 2008. That stands as the eighth-best improvement in the FBS over the last year. (SEE PAGE 10)
- 7** Junior HB **Armando Allen** has 102 career receptions and needs seven catches to equal Darius Walker for most receptions in a career by a Notre Dame running back. (SEE PAGE 33)
- 6** Junior QB **Jimmy Clausen** has passed for at least 300 yards in six games this year, breaking Brady Quinn's previous school record of most 300-yard passing games in a season (five in 2005). (SEE PAGE 34)
- 5** Freshman P **Ben Turk** punted five times against UConn and averaged 47.0 yards per punt. That was the best punting average by a Notre Dame punter since Geoff Price averaged 47.4 yards on five punts in the Sugar Bowl following the 2006 season. (SEE PAGE 55)
- 4** The Irish offense is among the best in the nation at moving the chains, proven by the fact that only four teams are averaging more first downs per game and Notre Dame is tied for fourth in the FBS in fewest 3 & Outs per game this year. (SEE PAGE 11-12)
- 3** Tate and sophomore WR **Michael Floyd** have both eclipsed 100 receiving yards in each of the last three games becoming the first Notre Dame receivers to accomplish that feat since Derrick Mayes in 1995. (SEE PAGES 32 AND 38)
- 2** Junior QB **Jimmy Clausen** has been one of the top QBs in the country. He ranks second among FBS QBs in average passes between INTs (98.8) and only two QBs have a better TD-to-INT ratio than Clausen's 23 TDs and four picks. (SEE PAGE 34)
- 1** Barring injury or illness, senior OT **Sam Young** – already the Notre Dame record holder for career starts and consecutive games started – will become the first Irish football player to start 50 games in his career. (SEE PAGE 44)
- 0** On the recently released NCAA Graduation Success Rate survey, none of the 120 FBS athletics programs had a higher percentage of 100 GSR scores than Notre Dame and no football program had a higher rating than the 96 posted by the Irish. (SEE PAGE 8)

2009 Notre Dame Schedule

September 5 September 12	NEVADA (NBC) at Michigan (ABC)	Notre Dame, Ind. Ann Arbor, Mich.	W, 35-0 L, 34-38
September 19 September 26	MICHIGAN STATE (NBC) at Purdue (ESPN)	Notre Dame, Ind. West Lafayette, Ind.	W, 33-30 W, 24-21
October 3 October 17	WASHINGTON (NBC) #6/5 USC (NBC)	Notre Dame, Ind. Notre Dame, Ind.	W, 37-30 (ot) L, 27-34
October 24 October 31	BOSTON COLLEGE (NBC) vs. Washington State (NBC)	Notre Dame, Ind. San Antonio, Texas	W, 20-16 W, 40-14
November 7 November 14	NAVY (NBC) at #8/9 Pittsburgh (ABC)	Notre Dame, Ind. Pittsburgh, Pa.	L, 21-23 L, 22-27
November 21 November 28	CONNECTICUT (NBC) at Stanford (ABC)	Notre Dame, Ind. Palo Alto, Calif.	L, 30-33 (2ot) 5:00 p.m.
All Times Local to site			

TELEVISION

ABC split national telecast with Brent Musburger (play-by-play), Kirk Herbstreit (analysis) and Lisa Salters (sideline). The game will be broadcast reverse mirror on ESPN2 and online at ESPN360.com.

RADIO

ISP Sports is the exclusive national rights-holder for Notre Dame football radio broadcasts. ISP manages, produces and syndicates the Irish national football radio network. Games are broadcast by Don Criqui (play-by-play), Allen Pinkett (analysis) and Jeff Jeffers (sideline). This broadcast can be heard live on SIRIUS Satellite Radio (channel 159) and XM Satellite Radio (channel 117).
► All Notre Dame games may be heard in South Bend on Sunny 101.5 FM and NewsTalk 960 WSBT-AM.

WEB SITES

Notre Dame (und.com), Stanford (gostanford.com)

REAL-TIME STATS

Live in-game statistics will be provided through CBS College Sports Gametracker via each school's respective official athletic website.

POLLS

Neither Notre Dame nor Stanford are ranked in the AP or coaches poll, but the Cardinal are receiving votes in each poll.

SERIES INFO

Notre Dame and Stanford will play one another for the 24th time in series history. The Irish hold a 17-6 (.739) edge in the series, including a 28-21 victory in the last season's meeting in South Bend. The Irish have captured each of the last seven games with the Cardinal.

WHAT TO WATCH FOR

► Notre Dame junior WR and Biletnikoff Finalist **Golden Tate**, who already owns the single-season school record for receptions and receiving yards, is 87 yards shy of former All-American Jeff Samardzija's school record for career receiving yards. He has tied Tom Gatewood's (1970) single-season school record for 100-yard receiving games. Tate has also recorded a touchdown reception in seven consecutive games. He is one game shy of Samardzija's school record of eight straight games with a touchdown catch.

Extended individual notes are available in the player bios that span pages 32-55.

**Notre Dame
Probable Starting Lineup**

OFFENSE

Pos.	No.	Player	Notes
X	23	Golden Tate – Jr.	Has set single-season school record in receptions (83) and receiving yards (1,295)
LT	72	Paul Duncan – Sr.	Has started all 11 games in 2009; Missed the entire 2008 season with hip surgery
LG	59	Chris Stewart – Sr.	Has started all 11 games in 2009; Made 10 starts at RG in 2008
OC	55	Eric Olsen – Sr.	Has started 30 straight games (final six of 2007 at RG, 13 in 2008 at LG, 11 in 2009 at C)
RG	78	Trevor Robinson – So.	Has started 10 games in 2009; Became fifth rookie OL to ever start a game at ND
RT	74	Sam Young – Sr.	Has started all 49 games over the past four seasons (most in school history)
Z	3	Michael Floyd – So.	Missed six weeks with broken collarbone; five games with 100 yds or more receiving
QB	7	Jimmy Clausen – Jr.	Has led five 4th quarter comebacks, including four for victory (ND single-season record)
TE	83	Mike Ragone – Jr.	Hauled in career-best 30-yard catch against Navy; missed all of 2008 with knee injury
FB	34	James Aldridge – Sr.	Switched from HB; rushed for 977 yards on 254 attempts over career
HB	5	Armando Allen – Jr.	100-yd rushing games vs. Michigan, MSU and UConn; missed three games with ankle injury

DEFENSE

Pos.	No.	Player	Notes
LDE	89	Kapron Lewis-Moore – So.	22 tackles, 2.5 TFLs, four QB hurries and 1.0 sack in the last five games
DT	9	Ethan Johnson – So.	Made six tackles, 1.5 for loss and sack against Connecticut
NT	95	Ian Williams – Jr.	Season-high eight tackles against Navy; first career INT against Washington State
RDE	56	Kerry Neal – Jr.	One of four juniors to have played in every game of his Notre Dame career
SAM	45	Darius Fleming – So.	Ranks tied for 36th in the FBS in TFLs; 7th among linebackers and 6th among sophomores
MIKE	58	Brian Smith – Jr.	Ranks third on the team in tackles (63) and tied for fifth in tackles for loss (5.5)
WILL	5	Manti Te'o – Fr.	Over last six games, ranks second on the Irish defense with 47 tackles
LCB	4	Gary Gray – Jr.	Registered career-high eight tackles (all in first half) against Pittsburgh
SS	31	Sergio Brown – Sr.	First career start at FS against Boston College; also used as extra safety in nickel defense
FS	28	Kyle McCarthy – Sr.	Tied for 11th in the FBS in INTs (five); only BCS DB in top 100 in tackles, solo stops and INTs
RCB	12	Robert Blanton – So.	Four career interceptions, returning one 47 yards for a TD against Purdue in 2008

SPECIAL TEAMS

Pos.	No.	Player	Notes
PK	40	Nick Tausch – Fr.	Rookie kicker set a school record with 14 straight field goals (snapped against Navy)
KO	48	David Ruffer – Jr.	Averages 64.3 yds per kickoff; two touchbacks; 3-for-3 in field goals against UConn
P	35	Ben Turk – Fr.	Averages 37.6 yds per punt on 23 attempts (regained starting duties against UConn)
H	43	Eric Maust – Sr.	Holds for both Nick Tausch and Brandon Walker
LSNP	60	Jordan Cowart – Fr.	Serves as snapper on punts
SSNP	52	Braxton Cave – So.	Serves as snapper on field goals
PR	23	Golden Tate – Jr.	Averages 15.3 yds per punt return on 11 attempts, including 87-yard TD return at Pitt
	81	John Goodman – So.	Averages 11.2 yds per punt return on five attempts in 2009
KR	21	Barry Gallup – Sr.	Made kickoff return debut against Michigan; averaged 38.5 yds, including 52-yard return
	32	Theo Riddick – Fr.	Rookie averages 23.5 yds per kickoff return; 12th-best of any true freshman in FBS

KEY PROBABLE NON-STARTERS

Pos.	No.	Player	Notes
CB	2	Darrin Walls – Sr.	Ranks tied for 10th all-time in career PBUs (15); leads Irish with five PBUs in 2009
CB	8	Raeshon McNeil – Sr.	12th all-time in PBUs (14); third-most PBUs (11) in single-season school history in 2008
X	11	Shaquille Evans – Fr.	41st-overall player in ESPN150, 4th-best WR; 44th-best player by <i>Sporting News</i> , 8th-best WR
QB	13	Evan Sharpley – Sr.	Fifth-year senior; spent summer playing in Seattle Mariners' farm system
SS	17	Zeke Motta – Fr.	Participated in '09 U.S. Army All-American Game; Rivals.com ranked 54th-best player overall
Z	18	Duval Kamara – Jr.	Career-high seven receptions in the victory over Boston College
SAM	22	Harrison Smith – Jr.	Made nine starts at LB in 2008; career-high 11 tackles against Michigan and UConn
HB	25	Jonas Gray – So.	Powerful, quick running back rushed for 50 yards on nine carries against Nevada
CB/FS	26	Jamoris Slaughter – So.	Recorded first career start in the victory over Washington State
HB	32	Theo Riddick – Fr.	Named <i>Superprep</i> All-American, rating him as 23rd-best running back nationally
HB	33	Robert Hughes – Jr.	Filled in for injured FB James Aldridge; two career 100-yd rushing games
SAM	41	Scott Smith – Sr.	One of four captains in 2009; played in 46 career games, predominantly on special teams
MIKE	49	Toryan Smith – Sr.	Registered five tackles, two for loss and one sack in season opening victory over Nevada
RG	51	Dan Wenger – Sr.	Started the previous 15 games at center entering 2009; started 19 of 30 games in his career
LT	77	Matt Romine – Jr.	Fully healthy after playing in just five games in 2008
Z	81	John Goodman – So.	64-yard touchdown catch against Washington State was first of his career
Z	82	Robby Parris – Sr.	Career-high nine catches against USC for 92 yards (second-most) before injuring leg
TE	86	Bobby Burger – Sr.	Walked onto team after transferring from Dayton; earned scholarship this preseason
RDE	90	John Ryan – Sr.	Voted by teammates onto leadership committee; started six games in 2009

AN IRISH VICTORY THIS WEEK WOULD...

- ▶ Improve Notre Dame to 7-5 (.583) on the season.
- ▶ Improve Notre Dame to 3-2 (.600) away from Notre Dame Stadium this season.
- ▶ Extend Notre Dame's winning streak against Stanford to eight games overall and four at Stanford Stadium.
- ▶ Improve Notre Dame to 18-6 (.750) in the all-time series with Stanford.
- ▶ Improve Notre Dame to 7-4 (.636) in the all-time series against Stanford on the road.
- ▶ Improve Notre Dame to 83-43-6 (.652) all-time against the Pac-10 Conference.
- ▶ Improve Notre Dame to 33-25-1 (.568) all-time against the Pac-10 Conference on the road.
- ▶ Improve Notre Dame's all-time record to 838-289-42 (.735).
- ▶ Improve Notre Dame's all-time road record to 292-143-22 (.663).
- ▶ Improve Weis' Notre Dame record to 36-26 (.590) overall, 5-0 (1.000) against Stanford and 11-5 (.688) against the Pac-10 Conference.
- ▶ Improve Weis' road record to 13-10 (.565) overall, 6-2 (.750) against the Pac-10 Conference and 3-0 (1.000) against Stanford.
- ▶ Improve Weis' record to 12-10 (.545) in November games.
- ▶ Improve Weis' record to 9-6 (.600) in night games.
- ▶ Improve Notre Dame's all-time record in the regular season finale to 65-44-12 (.587).

AN IRISH DEFEAT THIS WEEK WOULD...

- ▶ Drop Notre Dame to 6-6 (.500) on the season.
- ▶ Drop Notre Dame to 2-3 (.400) away from Notre Dame Stadium this season.
- ▶ Snap Notre Dame's winning streak against Stanford at seven games overall and three at Stanford Stadium.
- ▶ Drop Notre Dame to 17-7 (.708) in the all-time series with Stanford.
- ▶ Drop Notre Dame to 6-5 (.545) in the all-time series against Stanford on the road.
- ▶ Drop Notre Dame to 82-44-6 (.644) all-time against the Pac-10 Conference.
- ▶ Drop Notre Dame to 32-26-1 (.551) all-time against the Pac-10 Conference on the road.
- ▶ Drop Notre Dame's all-time record to 837-290-42 (.734).
- ▶ Drop Notre Dame's all-time road record to 291-144-22 (.661).
- ▶ Drop Weis' Notre Dame record to 35-27 (.565) overall, 4-1 (.800) against Stanford and 10-6 (.625) against the Pac-10 Conference.
- ▶ Drop Weis' road record to 12-11 (.522) overall, 5-3 (.625) against the Pac-10 Conference and 2-1 (.667) against Stanford.
- ▶ Drop Weis' record to 11-11 (.500) in November games.
- ▶ Drop Weis' record to 8-7 (.533) in night games.
- ▶ Drop Notre Dame's all-time record in the regular season finale to 64-45-12 (.579).

HEARTBREAK CITY

- ▶ Notre Dame's five losses have come by a total of 21 points.
- ▶ The Irish are tied for second in the FBS with five losses by seven points or less. Only one team in the FBS has more heartbreaking losses. In fact, only one other team, Connecticut, to whom the Irish lost in overtime last week, has had every loss of its season decided by seven points or less.

Team	Tough Losses	Overall Losses
Ball State	6	10
Notre Dame	5	5
UConn	5	5
Buffalo	5	7
Purdue	5	7
Wake Forest	5	7
UTEP	5	8
North Texas	5	9

Notre Dame's five losses by seven or fewer points equal the most heartbreaking defeats in Irish single season history. The 1960 and 1986 Notre Dame squads also dropped five games by seven points or less.

Year	Tough Losses	Overall Losses
2009	5	5
1986	5	6
1960	5	8
1981	4	6
1963	4	7
1999	4	7
1990	3	3
1994	3	5
1983	3	5
2008	3	6
2004	3	6
2001	3	6

CLOSE SHAVES

- ▶ Notre Dame has become quite accustomed to nailbiting finishes. The Irish played in six consecutive games decided by seven points or less earlier this season and now have played in nine games this season decided by seven points or less. The nine games decided by seven points or less in a single season is a school record. The 1990 Notre Dame squad had played in seven such games.
- ▶ No team in the FBS has played in more games decided by seven points or less this season.
- ▶ Nine of Notre Dame's 11 games this season have not been ultimately decided until the final minute of regulation or overtime.
- ▶ The streak of six consecutive games decided by a touchdown or less for Notre Dame equalled the school record. Notre Dame last played in six consecutive games decided by seven points or less in 1983-84, when they went down to the wire with Pittsburgh (L, 16-21), Penn State (L, 30-34), Air Force (L, 22-23), Boston College (W, 19-18 in 1983 Liberty Bowl), Purdue (L, 21-23) and Michigan State (W, 24-20). No Irish team has ever played seven straight games decided by a touchdown or less.
- ▶ Six straight football games in a single season decided by seven or fewer points? It hadn't happened in the 120-year history of Notre Dame football prior to this season. The previous single-season school record for consecutive games decided seven points or less came during the 1939 season when the Irish started the year with five games in that fashion (W 3-0 vs. Purdue, W 17-14 vs. Georgia Tech, W 20-19 vs. SMU, W 14-7 vs. Navy, W 7-6 vs. Carnegie Tech).
- ▶ With its late-game heroics against Washington, Notre Dame captured three consecutive games by seven points or less. The last time the Irish won three straight games by a touchdown or less came in 2002 during Tyrone Willingham's first season: 24-17 vs. Purdue; 25-23 vs. No. 7 Michigan; 21-17 at Michigan State.
- ▶ Prior to the 2002 streak, the last time it happened was Nov. 8-22, 1941, when rookie head coach Frank Leahy led the Irish to narrow wins over No. 6 Navy (20-13), No. 8 Northwestern (7-6) and USC (20-18).
- ▶ The Notre Dame record for consecutive wins by seven points or less is five, the first five games of the 1939 season (Sept. 30-Oct. 28) under head coach Elmer Layden.
- ▶ The recent Irish streak marked just the fifth time Notre Dame had won three straight games by seven points or less. The others are the aforementioned streak in 2002, the last three games of 1941, the first five games of 1939 and the last three games of the 1937 season (Nov. 13-27).
- ▶ The Notre Dame record for wins by seven points or less in a season is six, set in 1939 when that club had a 6-1 record in games decided by seven or less. The 1937 team was 5-1-1 and the 2002 club was 5-1-0 in games decided by seven or less, while the 1929 (4-0), 1940 (4-1), 1974 (4-0), 1990 (4-3), 1997 (4-2), 1998 (4-1) and 2009 (4-5) teams all had four wins by seven or less over the course of the season.
- ▶ As for winning percentage in games decided by seven points or less, the 1929 and 1974 teams were both 4-0, while the 1926, 1928, 1954 and 1957 teams finished 3-0.
- ▶ One item of note on the greatness of Knute Rockne: he was 20-3-5 (.804) in games decided by seven points or less over his Notre Dame career, including 16-0-2 (.944) over his last seven years.

Notre Dame's Record When...

2009 Weis Era		
At Home	4-3	19-14
On The Road	1-2	12-10
Neutral Site Games	1-0	4-2
In Overtime	1-1	1-4
Coming off a loss	2-2	11-13
Coming off a win	3-2	20-8
Coming of an open date	0-1	2-3
Both teams are AP-ranked	0-1	3-6
Neither team is ranked	4-1	13-10
ND is ranked higher	2-2	19-4
Opponent is ranked higher	0-2	3-12
Vs. In-state Opponents	1-0	4-1
In September	3-1	13-9
In October	3-1	12-6
In November	0-3	11-10
In December	0-0	1-0
In January	0-0	0-2
On Television	6-5	35-26
On NBC	5-3	20-14
On ABC	0-2	7-7
On ESPN	1-0	4-4
On ESPN2	0-0	1-0
On CBS	0-0	2-0
On CSTV	0-0	1-0
On Fox	0-0	0-1
Afternoon Games	4-4	27-20
Night Games	2-1	8-6
Decided By 7 or Less	4-5	12-11
Scoring First	4-1	24-8
Opponent Scores First	2-4	11-18
Leading At Halftime	4-2	25-7
Tied At Halftime	0-0	4-0
Trailing At Halftime	2-3	6-19
Leading After 3 Qtrs.	4-1	27-5
Tied After 3 Qtrs.	0-0	1-1
Trailing After 3 Qtrs.	2-4	7-20
Scoring 40+ Points	1-0	11-2
Scoring 30-39 Points	3-2	22-6
Scoring 20-29 Points	2-3	18-11
Scoring 0-19 Points	0-0	2-12
Allowing 40+ Points	0-0	0-6
Allowing 30-39 Points	2-3	4-18
Allowing 20-29 Points	1-2	13-9
Allowing 0-19 Points	3-0	19-1
Outrushing Opponent	5-0	20-0
Getting Outrushed	1-5	15-26
Passing For More Yds	3-4	25-16
Passing For Fewer Yds	3-1	10-10
Outgaining Opponent	5-3	25-10
Getting Outgained	1-2	10-15
Winning Time of Poss.	5-4	27-10
Losing Time of Poss.	1-1	8-16
Scoring a Def./ST TD	0-1	12-4
Allowing a Def./ST TD	1-2	3-10
Fewer Penalty Yards	3-1	16-14
More Penalty Yards	3-4	19-11
Winning Turnover Battle	5-1	25-9
Losing Turnover Battle	1-3	7-13
Individual 100-yard rusher	2-2	16-6
Individual 100-yard receiver	4-5	21-12
Individual 200-yard passer	5-5	29-15
Opponent 100-yard rusher	2-4	7-19
Opponent 100-yard receiver	3-2	15-9
Opponent 200-yard passer	4-3	17-14

National
Rankings

ASSOCIATED PRESS (Nov. 22)

Rk	School	Record	Pts
1.	Florida (36)	11-0	1463
2.	Alabama (13)	11-0	1428
3.	Texas (11)	11-0	1425
4.	TCU	11-0	1309
5.	Cincinnati	10-0	1245
6.	Boise State	11-0	1218
7.	Georgia Tech	10-1	1138
8.	Pittsburgh	9-1	1041
9.	Ohio State	10-2	1016
10.	Oregon	9-2	983
11.	Oklahoma State	9-2	793
12.	Penn State	10-2	773
13.	Iowa	10-2	766
14.	Virginia Tech	8-3	675
15.	Clemson	8-3	609
16.	Oregon State	8-3	541
17.	LSU	8-3	409
18.	Brigham Young	9-2	399
19.	Miami (FL)	8-3	347
20.	Mississippi	8-3	333
21.	California	8-3	263
22.	Utah	9-2	249
23.	North Carolina	8-3	237
24.	USC	7-3	225
25.	Houston	9-2	199

Others Receiving Votes

Stanford 169, Nebraska 126, Wisconsin 40, Temple 32, Navy 24, Texas Tech 11, West Virginia 3, Northwestern 3, Nevada 2, Auburn 2, Kentucky 2, Arizona 1, Central Michigan 1.

USA TODAY/COACHES (Nov. 22)

Rk	School	Record	Pts
1.	Florida (47)	11-0	1459
2.	Texas (4)	11-0	1398
3.	Alabama (8)	11-0	1388
4.	TCU	11-0	1279
5.	Cincinnati	10-0	1224
6.	Boise State	11-0	1181
7.	Georgia Tech	10-1	1125
8.	Ohio State	10-2	1031
9.	Pittsburgh	9-1	1021
10.	Oregon	9-2	941
11.	Penn State	10-2	843
12.	Oklahoma State	9-2	815
13.	Iowa	10-2	714
14.	Virginia Tech	8-3	656
15.	Brigham Young	9-2	510
16.	Clemson	8-3	467
17.	LSU	8-3	463
18.	Oregon State	8-3	450
19.	Utah	9-2	318
20.	Houston	9-2	305
21.	Miami (FL)	8-3	266
22.	USC	7-3	261
23.	Nebraska	8-3	191
24.	North Carolina	8-3	167
25.	Mississippi	8-3	165

Others Receiving Votes

California 149, Wisconsin 123, Stanford 58, Navy 50, West Virginia 30, Central Michigan 27, Arkansas 17, Temple 17, Arizona 15, Northwestern 13, Texas Tech 12, Nevada 12, Auburn 9, Troy 2, USF 1, Kentucky 1, Missouri 1.

2009 opponents in **bold**

FOURTH QUARTER MAGIC

► Notre Dame rallied from behind in the fourth quarter to upend Boston College. Notre Dame trailed 16-13 with 9:16 remaining in the fourth quarter before a pair of junior RB **Armando Allen** runs gained 13 yards and junior QB **Jimmy Clausen** found junior WR **Golden Tate** for a 36-yard touchdown with 8:12 left. The Irish defense did the rest, forcing a three-and-out and two interceptions on the Eagles' final three drives of the game.

► Notre Dame has registered four come-from-behind, fourth-quarter victories this season – a first in Irish football history. The previous record for fourth-quarter, comeback victories was three (set on numerous occasions).

► The Irish have actually rallied from five fourth quarter deficits this season, but were not able to hold off Michigan on Sept. 12.

► Notre Dame rallied from fourth quarter deficits in four consecutive games (winning three) against Michigan, Michigan State, Purdue and Washington. The Irish had four fourth quarter comebacks during the 1999 season. Notre Dame also had three fourth quarter comebacks in each of the 1990, 1997, 2000, 2002 and 2003 seasons.

► The previous school record for consecutive fourth quarter comebacks was three during the 2000 season. Interestingly enough, those three straight fourth quarter comebacks to open the 2000 season came under the guidance of three different quarterbacks (Arnaz Battle, Gary Godsey and Matt LoVecchio).

► Notre Dame nearly pulled off another fourth quarter come-from-behind victory against No. 8 Pittsburgh. The Irish trailed the Panthers, 20-3, entering the fourth quarter and then 27-9 with less than 10 minutes remaining in the contest. Notre Dame's junior WR **Golden Tate** hauled in an 18-yard touchdown catch with 9:10 left and then returned a punt 87 yards for another touchdown to bring the Irish within five points, 27-22. Notre Dame failed on a two-point conversion following Tate's punt return, but did get the ball back with just under three minutes left in regulation. The Irish quickly moved out to their own 42-yard line on three completions from junior QB **Jimmy Clausen**, but an illegal chop block, an incompletion and an overturned incompletion turned fumble ended any Notre Dame hopes.

► Notre Dame found itself trailing Navy 21-7 heading into the fourth quarter and 23-14 with one minute remaining in the fourth quarter, but the Irish managed a pair of fourth quarter touchdowns to nearly post another thrilling, last second victory. Notre Dame drew within two points, 23-21, but was unable to come away with an onside kick with 24 seconds left.

► Irish junior signal caller **Jimmy Clausen** did his part in the fourth quarter. He completed 13 of 21 passes for 225 yards and two touchdowns over the final 15 minutes of the contest.

► Notre Dame nearly pulled off its fourth consecutive fourth quarter come-from-behind victory against No. 4 USC. The Irish trailed the Trojans, 34-14, with just under 11 minutes remaining in the contest before the Irish caught fire. Notre Dame scored a pair of touchdowns and drove all the way to the Trojans' four-yard line trailing 34-27, but was unable to get the tying touchdown.

► The comeback would have been the greatest fourth quarter rally since the Irish stormed past Houston in the 1979 Cotton Bowl behind Joe Montana, erasing a 22-point fourth-quarter deficit for a 35-34 win.

DOWN TO THE WIRE

► Notre Dame, Air Force, Navy, Wake Forest and SMU are the only schools this season to have played in multiple overtime games.

► Notre Dame played in its second overtime game of the season against Connecticut. The Irish lost, 33-30, to even their record at 1-1 in overtime games this season. Notre Dame drops to 3-7 all-time in overtime games.

► With the victory over Washington earlier this season, Notre Dame snapped its three-game losing streak in overtime games. The Irish had not won an overtime game since 2003.

► Nine of the 10 Irish overtime contests have come at Notre Dame Stadium.

L 30-33 vs. Connecticut (2009)

W 37-30 vs. Washington (2009)

L 33-36 vs. Pittsburgh (2008)

L 44-46 vs. Navy (2007)

L 41-44 vs. Michigan State (2005)

W 29-26 vs. Washington State (2003)

W 34-31 vs. Air Force (2000)

L 24-27 vs. Nebraska (2000)

L 17-20 vs. Air Force (1996)

L 20-27 at USC (1996)

► Prior to the victory over Washington, Notre Dame had never won a game in overtime the week following a victory in the last minute of regulation in its storied history.

► Notre Dame has now won four games in its storied history by scoring a touchdown in the last 30 seconds of regulation. Here is that list of games:

Sept. 26, 2009 Notre Dame 24, at Purdue 21 (0:25)

Oct. 21, 2006 at Notre Dame 20, UCLA 17 (0:27)

Nov. 14, 1992 at Notre Dame 17, Penn State 16 (0:19)

Jan. 1, 1979 Notre Dame 35, Houston 34 (1979 Cotton Bowl) (:00)

► Notre Dame has now won 17 games all-time in overtime or with less than 25 seconds remaining in regulation and only five of those have come on the road.

► The Irish have never registered a longer drive (72 yards) to win a game on the road with less than 25 seconds to go in the contest in school history than it did at Purdue.

► Notre Dame scored with just 24.8 seconds remaining on the clock at Purdue. It is the latest the Irish have scored to secure a victory on the road since 1997 when Scott Cengia booted a field goal with five seconds left to secure a 23-22 victory at Hawaii.

Michigan 38, Notre Dame 34

The Wolverines scored a go-ahead touchdown with 11 seconds left to secure a 38-34 victory over the Irish.

Notre Dame 33, Michigan State 30

The Irish regained the lead with 5:18 to go in regulation on junior WR **Golden Tate's** 33-yard touchdown catch, but the Spartans drove to Notre Dame's 18-yard line before senior SS **Kyle McCarthy's** interception at the four-yard line with 57 seconds left secured the victory.

Notre Dame 24, Purdue 21

Junior QB **Jimmy Clausen** completed a two-yard touchdown pass to sophomore TE **Kyle Rudolph** with 24.8 seconds to play, and Notre Dame rallied for a 24-21 win over Purdue. Clausen led the Irish on a 12-play, 72-yard drive. He went 6-for-9 on the drive for 69 yards, including the go-ahead touchdown pass.

► Since the series with Purdue resumed in 1946, there have been just five games where the winning points were scored in the final five minutes. Ironically, three have come on the date of Sept. 26. Here is a list of those five games:

- Sept. 26, 2009 Notre Dame 24, at Purdue 21
- Sept. 16, 2000 at #21 Notre Dame 23, #13 Purdue 21
- Sept. 26, 1998 at #23 Notre Dame 31, Purdue 30
- Sept. 26, 1981 at Purdue 15, #13 Notre Dame 14
- Sept. 25, 1971 #2 Notre Dame 8, at Purdue 7

Notre Dame 37, Washington 30 (ot)

Notre Dame waited even later than the last minute to pull out this finish. Junior RB **Robert Hughes** scored on a 1-yard run in overtime and junior FS **Harrison Smith** and senior SS **Kyle McCarthy** jarred the ball loose from Washington receiver D'Andre Goodwin near the goal line on fourth-and-19 as the Fighting Irish beat the Huskies 37-30.

USC 34, Notre Dame 27

Junior QB **Jimmy Clausen** nearly executed another thrilling fourth-quarter rally, but came up four yards short as No. 6 USC held on for a 34-27 victory against No. 25 Notre Dame. On Clausen's first pass into the end zone, sophomore TE **Kyle Rudolph** made a juggling catch but was out of bounds. The second was knocked down by Josh Pinkard and the Trojans started celebrating thinking the game was over. But the officials ruled there was 1 second left. Clausen fired to junior WR **Duval Kamara**, who slipped and couldn't get a hand on it.

Notre Dame 20, Boston College 16

Junior WR **Golden Tate** caught 11 passes for 128 yards and two touchdowns to lead Notre Dame to a 20-16 victory over Boston College, ending a six-game losing streak to the Eagles. The Irish came up with three interceptions in the second half, the final one with 98 seconds left. The last five games Notre Dame has played were decided in the final minute.

Navy 23, Notre Dame 21

Notre Dame scored with 24 seconds left on a 31-yard pass from junior QB **Jimmy Clausen**, his second of the fourth quarter, to junior WR **Golden Tate** to cut the lead to two, but the ensuing onside kick went out of bounds. Clausen was 37 of 51 yards passing for 452 yards, all career highs. The 37 completions are a school record and the yardage was the fourth best in school history.

2009 Irish Honors/Awards

James Aldridge

- Irish Leadership Committee
- Phil Steele's #54 RB

Armando Allen

- Doak Walker Award Candidate
- Phil Steele's #17 KR
- Phil Steele's #47 RB

Mike Anello

- 2009 Academic All-District 5
- ARA Sportsmanship Award Finalist
- Irish Leadership Committee
- Lott Award Watch List

Sergio Brown

- Irish Leadership Committee

Jimmy Clausen

- SI.com First Team Midseason All-American
- *Sporting News* First Team Midseason All-American
- AT&T/ESPN All-America Player of the Week (9.7)
- College Football Performance Awards (CFPA) Performer of the Week (9.6)
- Davey O'Brien QB of the Week (10.5)
- Maxwell Award Semifinalist
- Maxwell Award Watch List
- Davey O'Brien Award Semifinalist
- Davey O'Brien Award Watch List
- Manning Award Watch List
- Allstate / AFCA Good Works Team® Candidate
- Phil Steele's #10 QB
- Lindy's #23 QB
- Irish Offensive Co-Captain

Michael Floyd

- Irish Leadership Committee
- Lindy's #20 WR
- CFPA Performer of the Week (9.6)
- CFPA Honorable Mention (9.13)

Gary Gray

- Phil Steele's #59 CB

Duval Kamara

- Phil Steele's #22 WR

Eric Maust

- Phil Steele's #17 P

Kyle McCarthy

- Bednarik Award Watch List
- Irish Defensive Captain
- Phil Steele's #21 SS

Raeshon McNeil

- Phil Steele's #47 CB

Kerry Neal

- Irish Leadership Committee

Eric Olsen

- Irish Offensive Co-Captain
- *Sporting News* Preseason Third Team All-American
- Rimington Award Midseason Watch List
- Lombardi Award Watch List
- Phil Steele's #25 OG

Mike Ragone

- Phil Steele's #19 TE

Kyle Rudolph

- Irish Leadership Committee
- Mackey Award Semifinalist
- Mackey Award Midseason Watch List
- John Mackey Tight End Of The Week (9.20)
- CFPA Honorable Mention (9.20)

John Ryan

- Irish Leadership Committee

Brian Smith

- Irish Leadership Committee
- Lombardi Award Watch List
- Phil Steele's #14 ILB

Harrison Smith

- Phil Steele's #15 FS
- Lindy's #37 FS

Scott Smith

- Irish Special Teams Captain

Toryan Smith

- Phil Steele's #53 ILB

Chris Stewart

- 2009 Academic All-District 5
- Phil Steele's #13 OG

Golden Tate

- Phil Steele Preseason First Team All-American
- *Sporting News* Preseason Third Team All-American
- CFPA Honorable Mention Performer of the Week (9.13)
- AT&T/ESPN All-America Player of the Week (10.8)
- Walter Camp Player Of The Year Award Semifinalist
- Maxwell Award Semifinalist
- Maxwell Award Watch List
- Biletnikoff Award Finalist
- Biletnikoff Award Semifinalist
- Biletnikoff Award Watch List
- Phil Steele's #6 WR
- Lindy's #15 WR
- Phil Steele's #19 PR

Nick Tausch

- Lou Groza Award Semifinalist

Brandon Walker

- Lou Groza Watch List

Darrin Walls

- Phil Steele's #15 CB

Dan Wenger

- Rimington Trophy Watch List
- Phil Steele's #11 OC

Ian Williams

- Phil Steele's #20 DT

Sam Young

- Irish Leadership Committee
- Phil Steele Preseason Second Team All-American
- Outland Trophy Watch List
- Lombardi Award Watch List
- Phil Steele's #4 OT
- Lindy's #7 OT

PRESEASON UNIT RANKINGS

- Phil Steele's #1 WR/TE
- Athlon's #2 WR/TE
- Lindy's #4 WR
- Phil Steele's #5 OL
- Phil Steele's #7 DB
- Phil Steele's #12 QB
- Phil Steele's #14 LB
- Phil Steele's #17 RB
- Phil Steele's #19 ST

PRESEASON TEAM RANKINGS

- Phil Steele #7
- Sporting News #18
- Athlon #24

Irish Big Play Offense

10+ Yard Rushes

37	Robert Hughes (Washington)
33	Golden Tate (Washington State)
31	Golden Tate (Washington)
26	Armando Allen (Connecticut)
24	Armando Allen (Michigan)
24	Theo Riddick (Purdue)
21	Armando Allen (Washington)
20	Robert Hughes (Purdue)
19	Jonas Gray (Nevada)
18	Theo Riddick (Navy)
18	Robert Hughes (Washington State)
16	Armando Allen (Connecticut)
*16	Golden Tate (Washington State)
16	Armando Allen (Boston College)
16	Dayne Crist (Purdue)
15	Robert Hughes (Washington State)
15	Robert Hughes (Washington)
15	Armando Allen (Michigan)
15	Jonas Gray (Michigan State)
15	Golden Tate (Purdue)
15	Jonas Gray (Nevada)
14	Theo Riddick (Washington State)
14	Jonas Gray (Washington State)
*14	Golden Tate (Purdue)
14	Armando Allen (Nevada)
14	Armando Allen (Michigan)
13	Robert Hughes (Navy)
13	John Goodman (USC)
*13	Armando Allen (Michigan State)
13	Golden Tate (Purdue)
13	Armando Allen (Michigan)
12	Golden Tate (Connecticut)
12	Robert Hughes (Washington State)
12	Armando Allen (Boston College)
12	Armando Allen (USC)
12	Robert Hughes (Washington)
12	Armando Allen (Michigan State)
11	Robert Hughes (Washington State)
11	Theo Riddick (Washington State)
11	Armando Allen (Boston College)
11	Jimmy Clausen (USC)
11	Armando Allen (Michigan State)
11	Armando Allen (Michigan)
10	Armando Allen (Connecticut)
10	Golden Tate (Washington State)
10	Robert Hughes (Washington State)
10	Duval Kamara (Michigan)
10	Armando Allen (Nevada)

* indicates touchdown

No. 8 Pitt 27, Notre Dame 22

Pittsburgh to opened up an 18-point lead in the fourth quarter before Notre Dame rallied behind two touchdowns by star junior WR **Golden Tate**, but the Panthers held on for a 27-22 victory. The Irish trailed, 27-9, with 12:44 remaining after Dion Lewis' 50-yard touchdown run. Tate, one of college football's most dynamic talents, nearly brought the Irish back. He ended with nine catches for 113 yards in his second 100-yard game against Pitt in as many seasons. Called the best player Pitt has faced all season by coach Dave Wannstedt, Tate caught an 18-yard touchdown pass from Clausen to cut it to 27-16 with 9:10 remaining. Tate then ran right up the middle of Pitt's punt coverage unit on an 87-yard touchdown return less than two minutes later.

Connecticut 33, Notre Dame 30 (2ot)

Jimmy Clausen was 30 of 45 passing for 329 yards for Notre Dame. **Golden Tate** had nine catches for 123 yards and **Michael Floyd** had eight catches for 104 yards. This loss was Notre Dame's fifth loss by a touchdown or less this season.

NOTRE DAME IN NOVEMBER

- ▶ Notre Dame is 309-120-28 (.708) all-time during the month of November.
- ▶ The Irish are 143-44-7 (.759) in November home games.
- ▶ Notre Dame has an all-time mark of 116-64-16 (.633) in road games during November.
- ▶ The Irish are 50-12-5 (.784) in November neutral games.
- ▶ Notre Dame has gone 11-10 (.524) in November under head coach Charlie Weis.

ONLY THE BIG BOYS

Notre Dame is one of just four NCAA FBS programs to have not faced a non-FBS opponent since the current setup was established in 1978. The three other remaining schools that have yet to play a non-FBS opponent are USC, UCLA and Washington. The list shrunk from five following Michigan State's contest with Montana State on Sept. 5.

Irish Among National Leaders

Category	Rank	Stat	National Leader	Stat
Rushing Offense	83	130.18	Nevada	373.18
Passing Offense	6	322.00	Houston	441.82
Total Offense	11	452.18	Houston	574.09
Scoring Offense	T-45	29.36	Boise St.	44.36
Rushing Defense	80	160.27	Texas	50.09
Pass Efficiency Defense	79	132.19	Alabama	82.52
Total Defense	80	388.82	Alabama	225.18
Scoring Defense	56	24.18	Florida	9.82
Net Punting	104	33.10	Georgia	42.84
Punt Returns	18	13.47	Louisiana Tech	17.50
Kickoff Returns	47	22.35	TCU	30.16
Turnover Margin	T-31	.45	Rutgers	1.90
Pass Defense	76	228.55	Florida	139.27
Passing Efficiency	10	155.44	Cincinnati	170.01
Sacks	73	1.73	Pittsburgh	4.10
Tackles For Loss	T-42	6.27	Cincinnati	8.80
Sacks Allowed	70	2.09	Boise State	0.45
Passing Efficiency				
Jimmy Clausen	7th	156.45		
Total Offense				
Jimmy Clausen	6th	300.18	Receptions	
			Golden Tate	9th 7.55
Receiving Yards				
Golden Tate	4th	117.73	Interceptions	
			Kyle McCarthy	t-11th 0.45
Kickoff Returns				
Theo Riddick	69th	23.45	Field Goals	
			Nick Tausch	12th 1.56
Scoring				
Golden Tate	t-28th	8.18	All-Purpose Runners	
Nick Tausch	47th	7.67	Golden Tate	18th 154.18
Tackles				
Kyle McCarthy	t-70th	8.18	Tackles For Loss	
			Darius Fleming	t-36th 1.20

PLAYING STREAKS

► The following players extended active starting streaks last week: senior OT **Sam Young** 49, senior OC **Eric Olsen** 30, junior QB **Jimmy Clausen** 27 and senior SS **Kyle McCarthy** 24.

ON THIS DATE

Notre Dame has played 15 previous games in its history on Nov. 28. The Irish are 9-5-1 all-time on the date. The Irish were ranked inside the top 25 on seven occasions, including among the top 10 in each of the last five games.

1895	W	Chicago Physicians & Surgeons	32-0	H
1901	W	South Bend Athletic Club	22-6	H
1907	W	St. Vincent's (Chicago)	21-12	A
1912	W	Marquette (Comiskey Park)	69-0	N
1918	T	Nebraska (S)	0-0	A
1931	L	Army (Yankee Stadium)	0-12	N
1942	W	(8) USC (14)	13-0	A
1953	W	(2) USC (20)	48-14	A
1959	W	USC (7)	16-6	H
1963	L	Syracuse (3:28) (Yankee Stadium)	7-14	N
1964	W	(1) USC (1:33)	17-20	A
1970	L	(4) USC (R)	28-38	A
1987	L	(10) Miami (2)	0-24	A
1992	W	(5) USC (NT) (19)	31-23	A
1998	L	(9) USC (NT)	0-10	A

Beginning with the 1936 season, the number in front of the opponent name indicates Notre Dame's ranking in the Associated Press poll coming into the game. The number following the opponent name indicates its ranking. 0:00 indicates the amount of time remaining when the deciding points were scored. R indicates game was played in rain. S indicates game was played in snow.

Nov. 28, 1964: Notre Dame loses to USC, 20-17, on a last second pass play. The loss crushed the Irish hopes for a National Championship season. Questionable calls, the norm at the Coliseum, proved crucial in the loss. One mystery off-sides call negated an Irish touchdown that would have given Notre Dame a 24-13 lead. Ara Parseghian would find humor in the fact that the Irish dominated the game for more than three quarters. "I like to think our record in 1964 was 9 and 3/4 and 1/4."

Nov. 28, 1970: Joe Theismann passes for an incredible 526 yards in a driving rain storm, as the Irish lose to the Trojans 38-28 at the Coliseum. The 526 yards passing remain the Notre Dame school record, as well as the USC opponent record.

2009 NOTRE DAME OPPONENT UPDATE

Below is a look at Notre Dame opponents' upcoming games. Since 1977, when the NCAA started rating strength of schedule, Notre Dame's schedule has been rated the most difficult five times (1978, 1985, 1987, 1989 and 1995).

Opponent	'09 Record	Nov. 28	Opponent	'09 Record	Nov. 28
Nevada	8-3	at Boise State*	Boston College	7-4	at Maryland
Michigan	5-7	--	Washington State	1-10	at Washington
Michigan State	6-6	--	Navy	8-3	at Hawaii
Purdue	5-7	--	Pittsburgh	9-1	at West Virginia*
Washington	3-7	Washington State	UConn	5-5	Syracuse
USC	7-3	UCLA	Stanford	7-4	vs. Notre Dame

* Friday, November 27

Opponents' combined 2009 record: 71-60 (.542); NCAA recognized strength of schedule numbers do not include games played against FCS foes

► Notre Dame's strength of schedule stands tied for 49th (60-54 for .526). Stanford is 82nd at 53-58 (.477).

UNIVERSITY OF NOTRE DAME GRADUATES

The 2009 Notre Dame roster features eight players who have already earned their undergraduate degree from the University. They all graduated from Notre Dame in May of 2009. Here is a list of the graduates on the 2009 Notre Dame football team.

- OT **Paul Duncan**: degree in management-entrepreneurship from the Mendoza College of Business.
- QB **Evan Sharpley**: degree in history from the College of Arts and Letters.
- CB **Mike Anello**: degree in finance from the Mendoza College of Business.
- S **Ray Herring**: degree in sociology from the College of Arts and Letters.
- S **Kyle McCarthy**: degree in finance from the Mendoza College of Business.
- LB **Scott Smith**: degrees in management from the Mendoza College of Business and sociology from the College of Arts and Letters.
- WR **Barry Gallup**: degree in finance from the Mendoza College of Business.
- OG **Chris Stewart**: degree in history from the College of Arts and Letters.
- Notre Dame's eight graduates is tied with Auburn, Penn State, Texas Tech, UNLV, Miami, Fla. and East Carolina for the fourth-most graduates on a 2009 FBS roster.

Irish Big Play Offense

20+ Yard Receptions

*88	Michael Floyd (Nevada)
77	Golden Tate (Washington)
*70	Michael Floyd (Nevada)
*67	Golden Tate (Washington)
*64	John Goodman (Washington State)
54	Golden Tate (Michigan State)
52	Kyle Rudolph (Michigan State)
*50	Golden Tate (Washington State)
*45	Golden Tate (USC)
45	Michael Floyd (Pittsburgh)
39	Golden Tate (Connecticut)
37	Michael Floyd (Michigan)
*36	Golden Tate (Boston College)
36	Golden Tate (Nevada)
33	Michael Floyd (Michigan)
*33	Golden Tate (Michigan State)
*31	Golden Tate (Navy)
30	Robert Hughes (Navy)
30	Mike Ragone (Navy)
30	Kyle Rudolph (Washington)
27	Golden Tate (Michigan)
26	Robby Parris (Washington)
26	Armando Allen (Nevada)
25	Robby Parris (USC)
25	Robert Hughes (Washington)
*24	Michael Floyd (Nevada)
24	Kyle Rudolph (Michigan)
23	Michael Floyd (Connecticut)
23	Michael Floyd (Navy)
23	Jonas Gray (Purdue)
22	Golden Tate (Pittsburgh)
22	Golden Tate (Pittsburgh)
22	Michael Floyd (Navy)
22	Golden Tate (Boston College)
22	Golden Tate (Washington)
22	Kyle Rudolph (Purdue)
*22	Michael Floyd (Michigan State)
21	Michael Floyd (Connecticut)
21	Michael Floyd (Pittsburgh)
21	Golden Tate (Washington State)
21	Armando Allen (USC)
*21	Golden Tate (Michigan)
20	Robby Parris (Washington)

* indicates touchdown

Irish Big Play Offense

20+ Yard Completions

*88	Jimmy Clausen (Nevada)
77	Jimmy Clausen (Washington)
*70	Jimmy Clausen (Nevada)
*67	Jimmy Clausen (Washington)
*64	Dayne Crist (Washington State)
54	Jimmy Clausen (Michigan State)
52	Jimmy Clausen (Michigan State)
*50	Jimmy Clausen (Washington State)
*45	Jimmy Clausen (USC)
45	Jimmy Clausen (Pittsburgh)
39	Jimmy Clausen (Connecticut)
37	Jimmy Clausen (Michigan)
*36	Jimmy Clausen (Boston College)
36	Jimmy Clausen (Nevada)
33	Jimmy Clausen (Michigan)
*33	Jimmy Clausen (Michigan State)
*31	Jimmy Clausen (Navy)
30	Jimmy Clausen (Navy)
30	Jimmy Clausen (Navy)
30	Jimmy Clausen (Washington)
27	Jimmy Clausen (Michigan)
26	Jimmy Clausen (Washington)
26	Jimmy Clausen (Nevada)
25	Eric Maust (USC)
25	Jimmy Clausen (Washington)
*24	Jimmy Clausen (Nevada)
24	Jimmy Clausen (Michigan)
23	Jimmy Clausen (Connecticut)
23	Jimmy Clausen (Navy)
23	Jimmy Clausen (Purdue)
22	Jimmy Clausen (Pittsburgh)
22	Jimmy Clausen (Pittsburgh)
22	Jimmy Clausen (Navy)
22	Jimmy Clausen (Boston College)
22	Jimmy Clausen (Washington)
22	Jimmy Clausen (Purdue)
*22	Jimmy Clausen (Michigan State)
21	Jimmy Clausen (Connecticut)
21	Jimmy Clausen (Pittsburgh)
21	Jimmy Clausen (Washington State)
21	Jimmy Clausen (USC)
*21	Jimmy Clausen (Michigan)
20	Jimmy Clausen (Washington)

* indicates touchdown

25+ Yard Returns

*87	Golden Tate (Pittsburgh, punt)
52	Barry Gallup (Michigan)
38	Theo Riddick (Michigan State)
35	Theo Riddick (Purdue)
31	Theo Riddick (USC)
28	Theo Riddick (Connecticut)
28	Theo Riddick (Pittsburgh)
28	Theo Riddick (Navy)
28	Theo Riddick (Navy)
27	Theo Riddick (Washington)
27	Theo Riddick (Washington)
26	Theo Riddick (Navy)
26	Theo Riddick (Boston College)
26	Theo Riddick (Michigan State)
26	Theo Riddick (Purdue)
25	Barry Gallup (Michigan)
25	Theo Riddick (Michigan State)
25	Theo Riddick (Washington)

* indicates touchdown

LEADERSHIP COMMITTEE '09

Junior QB **Jimmy Clausen**, senior SS **Kyle McCarthy**, senior OC **Eric Olsen** and senior LB **Scott Smith** have been selected captains of the 2009 Notre Dame football team.

Voting was conducted Friday, Aug. 14, with the results announced to the team by head coach Charlie Weis. Clausen and Olsen will captain the offense, McCarthy will serve as the defensive captain and Smith will represent the special teams. The results from the vote also helped form the leadership committee.

Player, Pos.	Cl.	Hometown	Player, Pos.	Cl.	Hometown
James Aldridge, FB	Sr.	St. Louis, Mo.	Mike Anello, DB	Sr.	Orland Park, Ill.
Sergio Brown, DB	Sr.	Maywood, Ill.	Jimmy Clausen, QB	Jr.	Westlake Village, Calif.
Michael Floyd, WR	So.	St. Paul, Minn.	Kerry Neal, DE	Jr.	Bunn, N.C.
Kyle McCarthy, SS	Sr.	Youngstown, Ohio	Eric Olsen, OC	Sr.	Staten Island, N.Y.
Kyle Rudolph, TE	So.	Cincinnati, Ohio	John Ryan, DE	Sr.	Westlake, Ohio
Brian Smith, LB	Jr.	Overland Park, Kan.	Scott Smith, LB	Sr.	Highland Park, Ill.
Sam Young, OT	Sr.	Coral Springs, Fla.			

HOW DO THEY STACK UP?

Average weight of the offensive and defensive lines:

Notre Dame OL 315.0 lbs. vs. Connecticut DL 263.8 lbs.

Notre Dame DL 273.8 lbs. vs. Connecticut OL 316.6 lbs.

Average height of the receivers and the secondaries:

Notre Dame WR/TE 6' 2 1/3" vs. Connecticut DB 5' 11 1/2"

Notre Dame DB 6' 0 1/2" vs. Connecticut WR/TE 6' 2 1/2"

NO TURNOVERS = VICTORY (USUALLY)

▶ Notre Dame is 54-4-1 since 1985 when it does not commit a turnover. The Irish are 14-4 in turnover-less games under head coach Charlie Weis. Notre Dame had an amazing 41-game unbeaten streak (40-0-1) in games without a turnover snapped in 2004 against USC. Prior to that game, the last time a Notre Dame team lost a game without committing a turnover was a 34-30 loss at Penn State on Nov. 12, 1983.

▶ Two of Notre Dame's six victories in 2009 have been keynoted by errorless outings in the turnover department as the Irish collected wins over Nevada (35-0) and Boston College (20-16) while not losing the ball via a turnover.

IRISH ATHLETES AGAIN SET PACE IN 2009 NCAA GRADUATION SUCCESS RATE SURVEY

▶ Nineteen of 22 athletics programs at the University of Notre Dame compiled graduation rates of 100 percent, and none were below 93 percent, according to the fifth year of Graduation Success Rate measurements developed by the NCAA.

▶ None of the 120 Football Bowl Subdivision (formerly NCAA Division I-A) programs in the country had a higher percentage of 100 GSR scores than did Notre Dame with its .863 figure (19 of 22). This marked the fourth time in the five years of the survey that Notre Dame has ranked number one in percentage of teams with 100 scores.

▶ Here are the top institutions in that category (these are the only 11 institutions with 50 or more percent of their sports registering 100 marks):

Institution	Percentage	100 Scores/Sports Rated
1. Notre Dame	.863	19/22
2. Boston College	.785	22/28
3. Northwestern	.736	14/19
4. Wake Forest	.714	10/14
5. Stanford	.592	16/27
6. Duke	.590	13/22
7. SMU	.533	8/15
8. U.S. Naval Academy	.500	10/20
Rice	.500	6/12
Tulane	.500	6/12
Bowling Green	.500	9/18

▶ In football, Notre Dame achieved a 96 GSR rating, tying Duke for the highest figure among FBS schools.

Score	School
1. 96	Notre Dame
96	Duke
3. 93	U.S. Naval Academy
4. 92	Northwestern
5. 91	Boston College
91	Vanderbilt
7. 89	Stanford
8. 87	U.S. Air Force Academy
9. 86	U.S. Military Academy
10. 85	Miami (Ohio)
85	Penn State

**Notre Dame
Offensive Notes**

CHARLIE AND THE IRISH OFFENSIVE FACTORY

► Fifth year head coach Charlie Weis came to Notre Dame with a tremendous reputation as one of the premier offensive minds in all of the NFL. The Irish saw immediate results in 2005, setting 11 school records, including passing yards (3,963), touchdown passes (32, bested in 2006 and equalled in 2008), total offense yards (5,728) and total points (440). Notre Dame has surpassed the 40-point barrier on 13 different occasions in Weis' 61 games as head coach. Prior to his arrival, Notre Dame had eclipsed 40 points just 14 times in its previous 108 contests. In addition, the Irish had 83 separate 100-yard receiving games over their first 116 seasons of football, but Notre Dame has had 42 under Weis. To put those numbers in perspective, Notre Dame averaged a 100-yard receiving effort every 13 games before Weis. Under Weis, the Irish are recording a 100-yard receiving effort a little better than every other game.

► Notre Dame quarterbacks eclipsed the 300-yard passing mark in a single-game on just 13 occasions prior to Weis' arrival in South Bend (or the first 116 years of Irish football). Under his tutelage, Notre Dame quarterbacks have thrown for 300 or more yards in 18 different games. To truly understand that remarkable shift in passing success, Irish quarterbacks had a 300-yard game once every nine years prior to his arrival. Since 2005, Notre Dame signal callers have averaged a 300-yard passing game nearly once every three games.

► Junior QB **Jimmy Clausen** recently passed for at least 300 yards in four consecutive games, a first in Notre Dame history. It began with 401 at Hawaii last December, followed by efforts of 315 (Nevada), 336 (Michigan) and 300 (Michigan State) this season. Former All-American QB Brady Quinn, another Weis protege, had three consecutive 300 yard passing games during his record setting 2005 season.

► Clausen has eclipsed 300 yards passing in a game six times in 2009 – a school record. Quinn owned the previous mark with five 300-yard passing games in a single season (2005).

► Clausen threw for a then career-high 422 yards and junior WR **Golden Tate** added a career-high 244 yards receiving in Notre Dame's overtime victory over Washington. Clausen and Quinn, both under Weis, are the only two Irish quarterbacks to eclipse 400 yards passing more than once in a career. Clausen and Tate's efforts rank eighth and second, respectively, on the all-time passing yards and receiving yards list in Notre Dame single-game history.

► In fact, nine of the top 10 single-game passing efforts and four of the top 10 single-game receiving efforts have come under Weis.

FORTUNE 500 OFFENSE

► One measuring stick for offensive production is games in which the team compiles over 500 yards of total offense. Notre Dame has accomplished that feat four times this season. The 2005 offense set the school record for 500-yard games with seven.

► Notre Dame opened the season with 510 yards of total offense against Nevada. The Irish have since exceeded that total in three different games (530 against Washington, 592 against Washington State and 512 against Navy).

► The Irish have eclipsed 500 yards of total offense in 11 games under Weis, including two of the last four games. Notre Dame posted back-to-back games with 500 yards or more of total offense against Washington State and Navy – first time since 2005 games against Washington and Purdue. The Irish actually recorded three straight games with 500 yards of total offense in 2005 – a feat Notre Dame fell short of against Pittsburgh.

► Here is a breakdown of Notre Dame's 500-plus games in four comparable seasons:

1970 (six): 633 vs. Purdue, 513 vs. Michigan State, 600 vs. Navy, 574 vs. Army, 606 vs. Pittsburgh, 557 vs. USC

1992 (five): 561 vs. Northwestern, 509 vs. Michigan State, 580 vs. Purdue, 521 vs. Pittsburgh, 576 vs. Boston College

2005 (seven): 502 at Pittsburgh, 594 vs. Michigan State, 560 at Washington, 621 at Purdue, 511 vs. BYU, 505 vs. Navy, 663 at Stanford

2009 (four): 510 vs. Nevada, 530 vs. Washington, 592 vs. Washington State, 512 vs. Navy

► Notre Dame piled up 510 and 490 yards, respectively, over its first two games of this season. The 1,000 total yards were the most for the Irish over the first two weeks of a season since the Irish registered 1,051 yards of total offense to open the 1974 campaign.

**Notre Dame Coaching
Staff Locations**



Charlie Weis
Sidelines



Frank Verducci
Sidelines



Jon Tenuta
Press Box



Tony Alford
Sidelines



Corwin Brown
Sidelines



Rob Ianello
Press Box



Randy Hart
Sidelines



Bernie Parmalee
Press Box



Brian Polian
Sidelines



Ron Powllus
Sidelines



Brian White
Press Box



Bryant Young
Sidelines

**Starter
Sheet**

Offense	2009	Streak	Career
Young (RT)	11	49	49
Clausen (QB)	11	27	33
Olsen (C)	11	30	30
Duncan (LT)	11	11	23
Rudolph (TE)	9	-	22
Stewart (LG)	11	13	21
Tate (WR)	11	13	21
Kamara (WR)	5	-	20
Wenger (C)	1	-	19
Allen (HB)	7	2	19
Floyd (WR)	6	3	16
Robinson (RG)	10	2	13
Parris (WR)	6	1	10
West (WR)	-	-	7
Aldridge (FB)	-	-	6
Hughes (HB)	2	-	6
Ragone (TE)	6	2	6
Sharpley (QB)	-	-	2
Gray (HB)	1	-	1
Goodman (WR)	1	-	1
Burger (TE)	1	-	1

Defense	2009	Streak	Career
McCarthy (SS)	11	24	25
Smith, B. (LB)	11	11	23
Ryan (DE)	7	2	22
Neal (DE)	5	-	21
Walls (DB)	7	2	20
Smith, H. (FS/LB)	11	11	20
Williams (NT)	8	-	17
McNeil (CB)	1	-	15
Johnson (DT)	10	2	14
Brown (SS)	8	4	14
Blanton (CB)	8	-	12
Fleming (LB)	7	-	10
Te'o (LB)	9	8	9
Lewis-Moore (DE)	8	8	8
Smith, T. (LB)	2	-	6
Gray (DB)	6	6	6
Slaughter (S)	1	-	1
Herring (FS)	-	-	1
Cywnar (DT)	1	1	1

Longest Active Streaks

Young (RT)	49
Olsen (C)	30
Clausen (QB)	27
McCarthy (SS)	24
Tate (WR)	13
Stewart (LG)	13

Most Career Starts (Active)

Young (RT)	49
Clausen (QB)	33
Olsen (C)	30
McCarthy (SS)	25
Duncan (LT)	23
Smith, B. (LB)	23
Rudolph (TE)	22
Ryan (DE)	22
Neal (DE)	21
Stewart (LG)	21
Tate (WR)	21
Kamara (WR)	20
Smith, H. (FS)	20
Wenger (C)	19
Allen (HB)	19
Williams (NT)	17
Floyd (WR)	16

Milestone Games In 2009

100-Yards Rushing

*Armando Allen	139 (at Michigan)
Robert Hughes	131 (Washington State)
Armando Allen	115 (Michigan State)
Armando Allen	106 (Connecticut)

100-Yards Receiving

*Golden Tate	244 (Washington)
*Michael Floyd	189 (Nevada)
Michael Floyd	141 (Navy)
Golden Tate	132 (Navy)
Michael Floyd	131 (at Michigan)
Golden Tate	128 (Boston College)
Golden Tate	127 (Michigan State)
Golden Tate	123 (Connecticut)
Golden Tate	117 (USC)
Golden Tate	115 (at Michigan)
Golden Tate	113 (Pittsburgh)
Michael Floyd	107 (Pittsburgh)
Michael Floyd	104 (Connecticut)

400-Yards Passing

*Jimmy Clausen	452 (Navy)
Jimmy Clausen	422 (Washington)

300-Yards Passing

Jimmy Clausen	336 (at Michigan)
Jimmy Clausen	329 (Connecticut)
Jimmy Clausen	315 (Nevada)
Jimmy Clausen	300 (Michigan State)

Multiple Touchdowns

Jimmy Clausen vs. Nevada	4 (passing)
Jimmy Clausen at Michigan	3 (passing)
*Michael Floyd vs. Nevada	3 (receiving)
Jimmy Clausen vs. USC	3 (2 passing, 1 rushing)
Golden Tate vs. Pittsburgh	2 (1 receiving, 1 punt return)
Jimmy Clausen vs. Connecticut	2 (passing)
Jimmy Clausen vs. Navy	2 (passing)
Golden Tate vs. Washington State	2 (rushing, receiving)
Jimmy Clausen vs. Washington State	2 (passing)
Golden Tate vs. Boston College	2 (receiving)
Golden Tate vs. USC	2 (receiving)
Jimmy Clausen vs. Boston College	2 (passing)
Jimmy Clausen vs. Washington	2 (passing)
Jimmy Clausen vs. Michigan State	2 (passing)
Armando Allen vs. Michigan State	2 (passing, rushing)
Golden Tate at Michigan	2 (receiving)

10+ Tackles

Kyle McCarthy vs. Washington	12
Kyle McCarthy vs. Connecticut	12
*Harrison Smith vs. Connecticut	11
*Harrison Smith at Michigan	11
*Brian Smith vs. Navy	10
Kyle McCarthy at Purdue	10
*Manti Te'o vs. Washington	10

* - individual career highs (or tying)

► Notre Dame racked up 530 yards of total offense against Washington. The 530 yards were the most for the Irish since they rolled up 663 yards at Stanford to close the 2005 regular season.

► Notre Dame surpassed that 530 total just a couple weeks later. The Irish rolled up 592 yards of total offense in the rout of Washington State (fourth most in the Weis era).

► Notre Dame has registered 500 or more yards of total offense in 11 different games under Weis (a span of 61 games). The Irish managed 500 yards or more of total offense 10 times over the previous 110 games before his arrival.

OFFENSE PILING UP YARDAGE

► The offense has been the highlight of the 2009 Notre Dame football season thus far. The Irish are currently 11th in the country in total offense (452.2) and could be on pace for the highest ranking offensive season since the team ended the 1992 season ranked third in total offense. Currently, the Irish are averaging 322.0 passing yards per game and could break the school record of 330.3 set in 2005. Notre Dame finished that season ranked fourth in the country in passing offense and 10th overall in total offense at 477.3 yards per game. The school record for total offense yards per game is 510.5 set during the 1970 season.

► Notre Dame had eclipsed 5,000 total yards in a season just five times over its 116 years of football entering 2005. The Irish have registered 5,000 yard seasons twice under Weis. The 2009 edition is well on its way to giving Weis a third season with 5,000 or more total yards.

► Notre Dame totaled 452 yards of total offense against Connecticut. It marked the sixth time this season that the Irish surpassed 450 yards of total offense.

HOW IMPROVED? TOPS IN THE FBS

► Entering this weekend's action, Notre Dame's 209.93 yards-per-game improvement for the Irish offense this season when compared to 2007 rates as the best in the nation. Here is a look at the top five most improved offenses over the two-year span:

	2007				2009				Change	
	Rank	G	Yards	Avg	Rank	G	Yards	Avg	Rank	Avg
1. Notre Dame	119	12	2907	242.25	11	11	4974	452.18	108	209.93
2. Utah State	115	12	3335	277.92	24	11	4733	430.27	91	152.35
3. Stanford	107	12	3870	322.50	19	11	4801	445.60	88	123.10
4. Auburn	97	13	4357	335.15	16	11	4856	441.45	81	106.30
5. Miami (Fla.)	110	12	3781	315.08	34	11	4053	413.55	76	98.47

► Entering this weekend's action, Notre Dame's 97.10 yards-per-game improvement for the Irish offense this season when compared to 2008 rates as the eighth-best in the nation. Here is a look at the top 10 most improved offenses from last year:

	2008				2009				Change	
	Rank	G	Yards	Avg	Rank	G	Yards	Avg	Rank	Avg
1. Auburn	104	12	3635	302.92	16	11	4856	441.45	88	138.53
2. Idaho	93	12	3851	320.92	14	11	4886	444.18	79	123.26
3. Tennessee	115	12	3225	268.75	56	11	4301	391.00	59	122.25
4. Hawaii	72	14	4841	345.79	8	11	5045	458.64	64	112.85
5. Texas A&M	78	12	4091	340.92	7	11	5052	459.27	71	118.35
6. Cincinnati	52	14	5189	370.64	3	10	4780	478.00	49	107.36
7. Toledo	85	12	4009	334.08	22	11	4770	433.64	63	99.56
8. Notre Dame	65	13	4616	355.08	11	11	4974	452.18	54	97.10
9. Utah State	84	12	4011	334.25	24	11	4733	430.27	60	96.02
10. Michigan	109	12	3489	290.75	58	12	4614	384.50	51	93.75

BY LAND, SEA AND MOST DEFINITELY AIR

► Sophomore WR **Michael Floyd** and junior WR **Golden Tate** both registered 100-yard receiving games for the third consecutive week against Connecticut, marking the first time in school history the Irish have had a pair of receivers eclipse 100 yards in three straight weeks. The duo was the first to turn the trick in back-to-back weeks as well. It is the fourth time this season the duo has accomplished the feat in the same game (Tate and Floyd notched 100-yard games against Navy, Michigan and Pittsburgh). Oddly, the Irish have lost all four contests.

► Notre Dame has posted multiple receivers with 100-yard games 12 different times in school history and 10 have come under Weis' tutelage.

► Floyd and Tate have teamed up for five such games over their careers - surpassing the previous school record of three 100-yard receiving games by a duo (Maurice Stovall and Jeff Samardzija in 2005).

► Notre Dame has had eight players register 56 or more receptions in a single season. Five of those eight players have come during the Weis era, including former All-American WR Jeff Samardzija's then school record of 78 in 2006 (Tate has since eclipsed the record with 83 in 2009). The feat has been accomplished in 11 different seasons, eight of which came under Weis' guidance.

► Tate now has 1,295 yards receiving this season, which tops Samardzija's previous school record total of 1,249 from the 2005 season. Tate has 2,506 career receiving yards, which ranks third best in Notre Dame career history. He also ranks fourth on the all-time career receptions list with 147.

► Tate, who already owns the single-season school record for receptions and receiving yards, has a great chance to eclipse the career record for receiving yards this weekend against Stanford. He is just 87 yards shy of Samardzija's school record.

► Tate has registered eight 100-yard receiving games in Notre Dame's first 11 contests. He equalled Tom Gatewood's (1970) single-season school record for 100-yard receiving games. No other FBS player has more 100-yard receiving games than Tate.

- ▶ Tate now has 14 career 100-yard receiving games, which is a school record. He moved past Tom Gatewood (1969-71) for the career record.
- ▶ Tate's 12 receiving touchdowns this season rank tied for third in single-season Notre Dame history. He now stands alone in second all-time with 23 career touchdown receptions.
- ▶ Tate has registered a touchdown reception in seven consecutive games. He is now one game shy of former Irish All-American Jeff Samardzija's school record of eight straight games with a touchdown catch.
- ▶ Tate has scored a touchdown, by either rushing, receiving or punt return, in 10 consecutive games. He failed to score a touchdown in the season opening victory over Nevada. The streak of 10 straight games with a touchdown is the longest in a single season for a Notre Dame player since Autry Denson had touchdowns in the first 10 games of the 1998 season. Denson actually had a touchdown in 11 consecutive games when you include the final regular season contest of 1997 (Denson was held without a touchdown in the 1997 Independence Bowl, but bowl statistics did not officially count until the 2002 season).
- ▶ Floyd opened the season with 320 receiving yards over the first two games, including 189 and three touchdowns against Nevada in the season opener. He was then injured in the second quarter of the third game and proceeded to miss the next five games with a broken collarbone, but he has not missed a beat since returning for the Navy game.
- ▶ Floyd has surpassed the 100-yard receiving mark in all three contests (Navy, 141; Pittsburgh, 107; UConn, 104). He has played in five full games (six games total) and has 100 or more yards in each of those five games. Floyd's five 100-yard receiving games is tied for fourth in single-season history, while his nine career 100-yard receiving games rank tied for third best (Floyd has played in 17 games over his career).
- ▶ Six of the top eight best individual receiving yard seasons have come under Weis.
- ▶ The 1,000-yard receiving barrier in a single season has been eclipsed seven times in Notre Dame history. Five of those seven seasons have come since Weis' arrival in 2005.
- ▶ The Irish had four players catch at least five passes against Navy: sophomore WR **Michael Floyd** (10), junior WR **Golden Tate** (9), junior RB **Robert Hughes** (6) and senior WR **Robby Parris** (5). The last time Notre Dame had at least four players with 5+ catches was against North Carolina last season (junior RB **Armando Allen** 7, Floyd 6, Tate 5 and junior WR **Duval Kamara** 5).

TEAM RECORDS IN JEOPARDY

Notre Dame will approach several team single-season offensive records from the modern era this season. Here is an overview of the team records that could be threatened this season:

Record	Number (Year)	2009
Pass Attempts	471 (2006)	417
Pass Attempts Per Game	37.8 (2005)	37.9
Pass Completions	294 (2005)	278
Pass Completions Per Game	24.5 (2005)	25.3
Completion Percentage	.648 (2005)	.667
Lowest Interception Percentage	.015 (2006)	.012
Passing Yards	3,963 (2005)	3,542
Passing Yards Per Game	330.2 (2005)	322.0
Touchdown Passes	37 (2006)	25
Total Offense Attempts	945 (2005)	793
Total Offense Yards	5728 (2005)	4974
Total Offense Yards Per Game	510.5 (1970)	452.2
Total Offense Yards Per Attempt	6.59 (1991)	6.27
First Downs	314 (2005)	272
First Downs Per Game	29.2 (1968)	24.7
First Downs By Passing	169 (2005)	154

MORE ON WEIS' OFFENSE

- ▶ Notre Dame has registered three of its top four passing seasons in school history under Weis. The Irish averaged 330.3 yards (1st) in the air in 2005, 264.7 (2nd) in 2006 and 245.4 (4th) in 2008. Notre Dame has averaged 322.0 yards per game passing so far in 2009.
- ▶ The Irish have eclipsed 475 or more total yards in 15 games under Weis, including seven of Notre Dame's last 12 games (Notre Dame still managed 437 and 452 yards in two of those contests). Weis has served as offensive coordinator and play caller for each of those games.
- ▶ Notre Dame ranks tied for fifth in the FBS in total first downs with 272. The Irish recorded 31 and 32 first downs, respectively, against Washington State and Navy. The 63 combined first downs were the most for Notre Dame over a two-game span since playing Washington and Purdue in 2005.
- ▶ Notre Dame racked up 27 first downs against Michigan and USC - the most by an Irish squad since Oct 7, 2006 against Stanford - before eclipsing that total in the rout of Washington State.
- ▶ The Irish followed up the offensive outburst against Michigan with an equally impressive output against Michigan State. Notre Dame registered 25 more first downs.
- ▶ Notre Dame has totaled at least 20 first downs in each of its 11 games this season. The Irish have not opened a season with 11 consecutive games of 20 or more first downs since 1974 when Notre Dame totaled 20+ first downs in all 11 regular season games.

IRISH OFFENSE MOVES THE CHAINS

- ▶ Notre Dame ranks 10th in the nation in passing efficiency. The Irish have a 155.44 quarterback rating. Notre Dame also ranks ninth in time of possession (32:34), tied for fifth in first downs (24.73/gm), sixth in passing offense (322.00/gm) and 11th in total offense (452.18/gm).

**Notre Dame Football
By The Numbers**

.735 - Notre Dame's winning percentage, the second-highest in college football history.

1 - Notre Dame is the only team, college or professional, to have all of its games broadcast nationally on the radio and is the only team to have all of its home games televised nationally (NBC).

6 - College Football Hall of Fame Coaches - Jesse Harper, Lou Holtz, Knute Rockne, Frank Leahy, Ara Parseghian and Dan Devine.

7 - Heisman Trophy Winners: Angelo Bertelli ('43), Johnny Lujack ('47), Leon Hart ('49), John Lattner ('53), Paul Hornung ('56), John Huarte ('64) and Tim Brown ('87).

10 - Alumni in the Pro Football Hall of Fame.

11 - National Championships - since the AP poll began in 1936 (1943-46-47-49-66-73-77-88), the most AP titles of any other school. The Irish also earned consensus national titles in '24, '29 and '30 prior to the AP rankings.

12 - Unbeaten and untied seasons.

21 - Seasons in which the team has been voted the national champion by at least one selector.

29 - Bowl game appearances.

31 - Unanimous first-team All-Americans -- more than any other school.

43 - College Football Hall of Fame Players.

79 - Different consensus All-Americans -- more than any other school.

99 - Percent graduation rate among football players who enter on scholarship and remain at least four years.

102 - Out of 120 years in which Notre Dame has finished with a winning record.

121 - Years of college football.

209 - Consecutive games streak televised nationally or regionally.

181 - Selections on All-America first teams.

214 - Consecutive sellouts at Notre Dame Stadium.

327 - Appearances by the Irish on network television -- more than any other school and more than the next two combined.

837 - All-time victories, third all-time in college football.

**Fighting Irish
In The NFL**

AFC	NFC
Baltimore Ravens SS Tom Zbikowski	Arizona Cardinals DE Bertrand Berry G/T Mike Gandy
Cincinnati Bengals FS Chinedum Ndukwe OC Dan Santucci^	Carolina Panthers LS J. J. Jansen
Cleveland Browns QB Brady Quinn	Dallas Cowboys CB Allen Rossum
Denver Broncos FS David Bruton OT Ryan Harris RB Darius Walker*	Green Bay Packers RB Ryan Grant
Jacksonville Jaguars OL Jordan Black DT Derek Landri	Minnesota Vikings OC John Sullivan
Kansas City Chiefs LB Corey Mays	New Orleans Saints PK John Carney
Miami Dolphins TE Anthony Fasano	New York Giants DE Justin Tuck
New England Patriots OL Mark LeVoiir#	Philadelphia Eagles DE Victor Abiamiri DT Trevor Laws
Tennessee Titans P/K Criag Hentrich	San Francisco 49ers WR Arnaz Battle
	Seattle Seahawks TE John Carlson RB Julius Jones TE John Owens
	Tampa Bay Buccaneers OC Jeff Faine WR Maurice Stovall
	Washington Redskins P Hunter Smith

^ - injured reserve list
* - practice squad
- physically unable to perform list

► Prior to sophomore WR **Michael Floyd** and junior RB **Armando Allen's** injuries that caused each to miss the Purdue game, Notre Dame was the only offense among all 120 FBS schools that had a running back rank among the top 20 in rushing yards per game, two wide receivers rank among the top 20 in receiving yards per game and a quarterback rank among the top 20 in passing yards per game. Floyd ranked seventh (119.33 ypg), junior QB **Jimmy Clausen** ranked eighth (317.0 ypg), Allen ranked tied for 15th (108.67 ypg) and junior WR **Golden Tate** ranked 20th (100.33 ypg).

► The quartet has also made its fair share of big plays already in 2009. Clausen has 41 completions over 20 yards, Tate has 17 20+ yard receptions, Floyd has collected 12 passes over 20 yards and Allen has ripped off 18 runs of at least 10 yards. Sophomore **Kyle Rudolph** has even added four receptions over 20 yards from the tight end position.

► Notre Dame did not have a single three-and-out in the victory over Michigan State. In fact, the Irish had just four three-and-outs over their first three games and three came against Michigan.

► The Irish did not have a three-and-out in the rout of Washington State or against Navy, but did have two in the loss at No. 8 Pittsburgh.

► Notre Dame has recorded four games this season without a single three-and-out drive.

► Here is a look at how Notre Dame compares to the rest of the country in terms of three-and-outs.

Least Amount of Offensive 3 & Outs

Team	Per/Gm	Totals
1. Idaho	1.18	13/11
Nevada	1.18	13/11
3. Georgia Tech	1.27	14/11
4. Notre Dame	1.36	15/11
Florida	1.36	15/11
Texas Tech	1.36	15/11
7. Hawaii	1.45	16/11
8. Northwestern	1.73	19/11
Houston	1.73	19/11
10. East Carolina	1.82	20/11

► Notre Dame has posted just 14 three-and-outs with Heisman Trophy candidate Jimmy Clausen under center.

THE LONG MARCHES

The Irish have produced numerous long scoring drives during 2009. Throw out Notre Dame's one touchdown drive after senior SS **Kyle McCarthy's** interception in Michigan territory, another touchdown drive after junior DB **Gary Gray's** interception in USC territory and junior RB **Robert Hughes'** touchdown in overtime against Washington, and Notre Dame has traversed an average of 73.2 yards on its 34 conventional touchdown drives. Those drives have averaged 7.4 plays and include 23 drives of 70 or more yards and 10 of 80 yards or longer. Here's the breakdown:

Nevada: 67 yards on 12 plays, 78 yards on nine plays, 79 yards on two plays, 80 yards on eight plays, 99 yards on four plays.

Michigan: 76 yards on seven plays, 69 yards on seven plays, 80 yards on 14 plays.

Michigan State: 84 yards on four plays, 55 yards on five plays, 70 yards on six plays, 73 yards on eight plays.

Purdue: 73 yards on nine plays, 62 yards on seven plays, 72 yards on 12 plays.

Washington: 78 yards on three plays, 63 yards on five plays.

USC: 56 yards on nine plays, 78 yards on four plays, 68 yards on seven plays.

Boston College: 74 yards on 12 plays, 49 yards on three plays.

Washington State: 80 yards on six plays, 71 yards on eight plays, 80 yards on eight plays, 75 yards on six plays, 55 yards on two plays.

Navy: 80 yards on 10 plays, 90 yards on nine plays, 66 yards on three plays.

Pittsburgh: 80 yards on 11 plays, 71 yards on 11 plays.

Connecticut: 69 yards on nine plays, 80 yards on 11 plays.

POINTS A PLENTY

► Notre Dame scored 33 or more points in four consecutive games and each of its first three games in 2009 (streak ended against Purdue). The last time a Notre Dame team scored at least 33 points in three games to open the season was the 1943 national championship season that began with victories of 41-0 over Pittsburgh, 55-13 over Georgia Tech and 35-12 over #2 Michigan.

**Career Starts
By Position**

—OFFENSE—

WR	LT	LG	C	RG	RT	TE	WR	QB	FB	HB
Kamara (20) Floyd (16) Parris (10)	Duncan (13) Young (10)	Olsen (13) Stewart (11)	Wenger (15) Olsen (11)	Robinson (13) Stewart (10) Olsen (6) Wenger (4)	Young (39) Duncan (10)	Rudolph (22) Ragone (6) Burger (1)	Tate (21) West (7) Goodman (1)	Clausen (33) Sharpley (2)		Allen (19) Aldridge (6) Hughes (6) Gray (1)

—DEFENSE—

DE	DT	NT	DE	SAM	MIKE	WILL	CB	SS	FS	CB
Lewis-Moore (5)	Johnson (12) Lewis-Moore (3)	Williams (17) Johnson (2) Cwynar (1)	Ryan (12) Fleming (8) Neal (7)	Neal (14) Smith, H. (12) Ryan (10) Fleming (2)	Smith, B. (14) Smith, T. (6)	Smith, B. (9) Te'o (9)	Walls (19) McNeil (15)	McCarthy (24) Smith, H. (2) Herring (1)	Brown (13) Smith, H. (6) McCarthy (1) Slaughter (1)	Blanton (11) Gray (6)

- ▶ The Irish have not had a longer streak of consecutive 30+ point games since setting the school record of eight straight games during the 2005 season.
- ▶ Notre Dame set a school record in 2005 under Weis with 10 games of 30 or more points. The previous school record was nine such games by the 1991 Irish.
- ▶ Notre Dame is averaging 29.4 points per game in 2009. It is a major improvement when you consider the Irish averaged just 16.4 in 2007 and 24.7 in 2008.

NOTRE DAME OFFENSE CLICKING ON ALL CYLINDERS AGAINST WASHINGTON STATE

- ▶ The Irish rolled up 255 yards on the ground - the most by an Irish team since Sept. 3, 2005 at Pittsburgh (second most in the Weis era).
- ▶ Notre Dame recorded 31 first downs - the most by an Irish team since Sept. 30, 2006 vs. Purdue (tied for fifth most in the Weis era).
- ▶ The Irish registered 40 points for the 13th time under Weis and first time of the 2009 season.
- ▶ Notre Dame totaled 21 points in the second quarter and 30 points in the first half. The 21 points in a quarter are tied for second most in any quarter under Weis. The 30 first-half points are the third most in any half in the Weis era.
- ▶ The 26-point margin of victory (40-14) was tied for the fourth largest under Weis.
- ▶ The Irish averaged 5.31 yards per carry (fifth best in the Weis era), 10.2 yards per pass attempt (ninth best under Weis) and 7.3 yards per play (eighth best in the Weis era) in the rout.
- ▶ Notre Dame ran 81 offensive plays and totaled 40:54 in time of possession. The 81 offensive plays ranked tied for eighth best in the Weis era and also marked the 11th time under Weis that the Irish surpassed 80 offensive plays. Notre Dame had not eclipsed the 40:00 plateau in terms of time of possession since Oct. 27, 2001 against Boston College when the Irish totaled 40:15.
- ▶ Notre Dame also racked up 654 all-purpose yards on 88 attempts (most in the Weis era).
- ▶ Notre Dame totaled an astounding 22 first downs, 151 rushing yards, 240 passing yards and 391 total yards in the first half. The Irish also scored 30 points for the first time in a half since totaling 31 in the first half against North Carolina in 2006. Notre Dame averaged a remarkable 9.1 yards per play in the first half.
- ▶ Junior QB **Jimmy Clausen** spearheaded an astounding offensive assault in the first half for Notre Dame. He completed 18-of-21 passes for 240 yards and two touchdowns in the opening 30 minutes. In fact, Clausen completed 12-of-13 passes for 179 yards and one touchdown in the second quarter alone. He completed his last 11 passes before halftime.
- ▶ Junior WR **Golden Tate** had an equally jaw-dropping first half. The wideout had 82 yards receiving and another 61 on the ground to total 143 all-purpose yards. He also added a 50-yard touchdown reception and a 16-yard touchdown rush.
- ▶ Notre Dame outgained Washington State 391 to 104 in the first half. The Irish ran 43 plays to the Cougars' 24.

NOTRE DAME GROUND GAME TAKES OFF IN "LEPRECAT" FORMATION

- ▶ The Irish have broken out their version of the wildcat formation in 2009. Notre Dame lined up in the "leprecat" formation (direct snap to junior WR **Golden Tate**) five times in the second quarter against Purdue. The Irish rambled for 46 yards out of the formation, including Tate's 14-yard touchdown run to grab a 17-7 second quarter lead. Notre Dame averaged 9.2 yards per carry out of the formation against the Boilermakers, registering three rushes of 13 yards or longer, including freshman HB **Theo Riddick's** 24-yard rush.
- ▶ Notre Dame used the formation to supreme efficiency in the victory over Michigan State as well. Junior HB **Armando Allen** not only raced 13 yards up the middle for a touchdown on a direct snap in the first quarter, but he added a touchdown pass to senior WR **Robby Parris** out of the formation in the third quarter.
- ▶ It paid dividends on the touchdown drive late in the first quarter against Washington State. The Irish went 80 yards in six plays and 59 came on the ground out of the Leprecat formation. Junior WR **Golden Tate** had two carries for 43 yards, including a career-best 33-yard scamper.
- ▶ Tate capped off a 71-yard, eight play drive with a 16-yard touchdown run, again out of the Leprecat to give Notre Dame a 16-0 lead early in the second quarter.

NOTRE DAME WINNING TIME-OF-POSSESSION BATTLE

While Notre Dame's offense has been piling up the yardage this season (averaging 452.2 yards per game), it also has won the time of possession battle in nine of 11 games this season (only Washington and Navy had the ball longer than the Irish). Overall, Notre Dame averages 32:34 minutes per game with the ball, compared to 27:26 for its opponents. Here is a game-by-game breakdown:

Game	Notre Dame	Opponent	Margin	Game	Notre Dame	Opponent	Margin
Nevada	33:40	26:20	+7:20	Boston College	32:48	27:12	+5:36
at Michigan	31:25	28:35	+2:50	Washington State	40:54	19:06	+21:48
Michigan State	34:30	25:30	+9:00	Navy	27:41	32:19	-4:38
at Purdue	34:25	25:35	+8:50	Pittsburgh	30:52	29:08	+1:44
Washington	27:31	32:29	-4:58	Connecticut	33:08	26:52	+6:16
USC	31:11	28:49	+2:22	Total	358:05	301:55	+56:10

- ▶ Notre Dame is 5-4 this season and 27-10 under Weis when the Irish win the time of possession battle.
- ▶ Notre Dame registered 9:53 and 11:07 time of possession in the first and third quarter against Connecticut. The Irish outgained the Huskies, 169-51, in the first quarter. The Irish averaged 7.3 yards per play compared to Connecticut's 3.6. Notre Dame also totaled nine first downs, while the Huskies managed just two. Notre Dame was equally dominant to open the second half. Notre Dame outgained UConn, 163-20, in the third period. The Irish registered seven first downs, while the Huskies had one. UConn had nine yards rushing on five carries.
- ▶ Notre Dame had the ball for 11:41 of the third quarter against No. 8 Pittsburgh, but was outscored 10-0. In fact, the Irish outgained the Panthers, 135-114, and ran 21 plays compared to Pittsburgh's six, but the Panthers benefitted from a 51-yard reception and a 53-yard run.
- ▶ Notre Dame totaled 225 yards in the fourth quarter against Navy despite having the ball for only 5:13 of time of possession.
- ▶ Notre Dame recorded an astounding 40:54 of time of possession in the victory over Washington State. The Irish held the ball for over 10 minutes in two different quarters. In fact, Notre Dame had the ball for 12:50 in the third quarter alone.

**Special Teams
Tackle Leaders**

	Total	Kickoff	Punt
Steve Filer	11	10	1
Scott Smith	9	8	1
Anthony McDonald	9	8	1
Zeke Motta	8	8	0
Mike Anello	8	7	1
Leonard Gordon	7	7	0
Sergio Brown	7	7	0
Jamoris Slaughter	5	5	0
Harrison Smith	4	4	0
Ray Herring	3	3	0
Eric Maust	1	0	1
Bobby Burger	1	1	0
David Posluszny	1	1	0
Darius Fleming	1	1	0
Kyle McCarthy	1	0	1
Totals	76	70	6

**Notre Dame
Football Replay Affiliates**

NY/NJ/PA/CT	YES Network
III/IN/IA/WIS	Comcast SportsNet Chicago
Chicago LP	W24AW TV 24
Chicago LP	W18AT TV 18
Chicago LP	W54BK TV 54
Atlanta (GA/FLA)	Comcast Sports Southeast
NC/PA/DC/MD/DEL/VA/WVA	Mid-Atlantic Sports Network
Cleveland and Ohio	SportsTime Ohio
Cleveland LP	WIVM TV & CABLE 52
Nashville Dropin	WKAG TV 43
Columbus, OH LP	WIVN TV 29 & CABLE 99
Louisville	WYCS TV & CABLE 24
Providence (RI&Conn)	Cox Sports
N.Orleans-ARK/FL/LA	Cox Sports Television
Wichita-Hutchinson	KGPT-TV 49
Roanoke	WDRL TV 24
Roanoke LP	WYAT TV & CABLE 40
Rochester, NY	WRWB TV 16/TW SpNet
Huntsville LP	WYAM TV 56 & CABLE 21
South Bend	CW25
Evansville-Jasper	WJTS TV 27
Youngstown Cable	TJC Cable 99
Bangor (ME) LP	WBGR TV 33 & Cable 9
Binghamton LP	WBPN TV 8
Clarksburg LP	WTKM TV & Cable 44

**Inside Notre Dame
Football Replay Affiliates**

Direct TV-WHT National	DIRECT TV 321
Sky Angel IPTV-National	
New York (NY/NJ/CN/PA)SNY Sports Net New York Network	Yes
Chicago LP	W54BK TV 54
Chicago LP	W18AT TV 18
Chicago LP	W24AW TV 24
Chicago (IL/IN/IA/WI)	Comcast SportsNet Chicago
FLORIDA	Sun Sports Network
DC/DEL/MD/NC/PA/VA/WVA	Mid Atlantic Sports Network
(MASN)	
IL/IN/MO/NE/KA/IA	Fox Sports Midwest
New England	New England Sports Network (NESN)
Cleveland & all Ohio	SportsTime Ohio (Indians)
Cleveland LP	WIVM TV & CABLE 52
Pittsburgh	Fox Sports Pitt (PA,WV,NY,MD,OH)
Columbus, OH LP	WIVN TV 29 & Cable 99
Louisville	WYCS TV & CABLE 24
Providence (RI&Conn)	Cox Cable Sports
New Orleans	WLAE-TV
Fresno	KNXT-TV
Wichita	KGPT TV49
Roanoke	WDRL TV 24
Roanoke LP	WYAT TV 40 & Cable 99
Toledo	WMNT-TV
Rochester, NY	WRWB TV 16/Time Warner SportsNet
Shreveport	KSHV TV 45
Huntsville LP	WYAM TV 56 & CABLE 21
South Bend-Elkhart	WNDU-TV
Evansville-Jasper	WJTS TV 27
Youngstown	TJC Cable 99
Binghamton LP	WBPN TV 8

- ▶ Notre Dame had the ball for 11:40 and ran 21 plays in the third quarter against Purdue. The Boilermakers, on the other hand, had the ball for just 3:20 and ran nine plays. The previous high the Irish had in ball possession during a quarter this season was 10:03 in the second quarter against Nevada in the opener.
- ▶ Washington ran 19 plays and used up 9:19 of the fourth quarter before settling for a field goal to grab a 27-22 lead, but the Irish needed just 1:44 to go 63 yards on five plays to grab a 30-27 lead. The Huskies had 10:39 time of possession in the fourth quarter compared to Notre Dame's 4:21, but the Irish outscored Washington, 11-6, in the period to force overtime.
- ▶ The Irish won the time of possession battle with USC, but dominated it in the second half. Notre Dame rolled up 17:10 time of possession compared to 12:50 by the Trojans after halftime.
- ▶ Notre Dame racked up 10:22 in time of possession in the first quarter. It was the third most time of possession in any quarter for the Irish this season. Notre Dame totaled 10:36 in the opening quarter against Nevada and 11:40 in the third quarter at Purdue.

IRISH EFFICIENT ON FIRST & SECOND DOWN

- ▶ Notre Dame has a 73.1% completion percentage (144-for-197) on first down. Junior QB **Jimmy Clausen** is 140-for-190 (73.7%) for 68 first downs and 10 touchdowns on first down. The Irish (85-for-133, 64.9%) and Clausen (81-for-122, 66.4%) are nearly as good on second down.
- ▶ Junior RB **Armando Allen** and junior RB **Robert Hughes** are each averaging 4.9 and 4.6 yards per carry, respectively, this season. Allen is also averaging 5.6 yards per carry on second down, while Hughes is picking up 5.5 yards per second down rush. Allen has recorded 22 first downs and one touchdown on 51 carries on second down. Hughes has registered six first downs on 22 such carries. The Irish, which average 4.9 yards per carry as a team excluding sacks, are ripping off 5.5 yards per rush on second down.
- ▶ Allen has also proven he is able to advance the chains on third down. He is averaging 3.6 yards per carry for 11 first downs on third down. He is 8-for-12 on third down and short (two yards or less) on the season. In fact, Allen is averaging 3.4 yards per carry on third and short. As a team, Notre Dame has converted 19 of its 30 third down and short rushing plays.
- ▶ Junior WR **Golden Tate** is averaging 7.1 yards per rush on the season, including a remarkable 7.8 yards per first down carry. Tate is also averaging 9.3 yards per rush on third down.

WHO TO LOOK TO ON THIRD DOWN?

Junior WR **Golden Tate**, senior WR **Robby Parris**, sophomore WR **Michael Floyd** and sophomore TE **Kyle Rudolph** have registered 10, seven, six and five first down receptions, respectively, on third down passing plays. In fact, of Parris' 25 catches this season, 12 have produced an Irish first down and nine have come on either third or fourth down, including a trio of third or fourth and 10+ plays.

RED-ZONE REPORT

- ▶ Notre Dame's season in terms of red zone success can simply be divided into two seasons. The Irish had little difficulty in the red zone over their first four games, but have struggled mightily since. Here is an interesting graphic detailing the recent trend:

	Times in RZ	Times Scored	Total Pts	Total TDs	Rush TDs	Pass TDs	FGs Made	Failed to score inside RZ					
								FGA	Down	Int	Fumb	Half	Game
First Four Games	15	13	80	10	5	5	3	1	0	0	0	1	0
Totals 13 of 15 (86.7%)													
TD Totals 10 of 15 (66.7%)													
	Times in RZ	Times Scored	Total Pts	Total TDs	Rush TDs	Pass TDs	FGs Made	Failed to score inside RZ					
								FGA	Down	Int	Fumb	Half	Game
Last Seven Games	33	27	143	16	8	8	11	1	2	1	1	1	0
Totals 27 of 33 (81.2%)													
TD Totals 16 of 33 (48.5%)													

- ▶ Officially, Notre Dame was six-for-six in red zone opportunities against UConn, but the Irish were held to field goals on three different chances (Notre Dame advanced inside the Huskies' 10-yard line on two of those attempts). Notre Dame also fumbled at the Connecticut 14-yard line, but it does not count as a red zone appearance as the play started outside the Huskies' 20-yard line.
- ▶ Notre Dame had failed to register points (either touchdown or field goal) only four times all season in the red zone entering the Navy game (33 chances), but the Irish had four trips into the red zone without any points in the loss to the Midshipmen. Notre Dame finished the afternoon with two touchdowns in its six trips into the red zone. In fact, seven of the 10 drives for the Irish in the game advanced inside the Navy 25-yard line, but Notre Dame failed to come away with any points on five of those drives. The Irish missed two field goals, had a pair of turnovers inside the five-yard line and were stopped on fourth down.
- ▶ On the other hand, Navy drove inside the Irish red zone on just two occasions and scored one touchdown. The Mids did miss a field goal on their other opportunity.
- ▶ Notre Dame did regain some red zone success in the defeat at No. 8 Pittsburgh. The Irish scored touchdowns on both of their red zone appearances. Notre Dame also limited the Panthers to just one touchdown in their four red zone trips.
- ▶ Prior to the Navy game, the only four drives in which Notre Dame failed to produce points when entering the red zone came against Michigan, Purdue, USC and Boston College. The Irish took the opening kick and marched 69 yards, but missed a 28-yard field goal against the Wolverines. Against the Boilermakers, Notre Dame's final drive came when the Irish recovered a Purdue fumble at the nine-yard line with three seconds left in regulation. Notre Dame took a knee to secure the victory. The Irish marched 17 plays and 74 yards to the USC four-yard line in the final seconds of the game, but were unable to score the game-tying touchdown. Notre Dame moved 56 yards on 11 plays, but junior RB **Robert Hughes** was stopped on fourth and goal from the one-yard line by Boston College.
- ▶ The Eagles also denied the Irish touchdowns on two other red zone chances. Notre Dame did manage two field goals.
- ▶ Notre Dame entered the Washington game with 10 TDs in its previous 15 drives into the red zone, but the Irish managed only field goals on their first four red zone chances. On the other hand, Washington registered touchdowns on its first two red zone chances.

- ▶ In fact, Notre Dame had first-and-goal on three separate occasions against Washington and failed to register a touchdown on any of those opportunities.
- ▶ The Huskies were denied on their third red zone attempt of the game when Notre Dame stuffed Washington on consecutive quarterback sneaks on third and fourth down and goal from the one-yard line late in the third quarter. The Huskies were held to a field goal late in the fourth quarter due to an Irish goal-line stand. The Huskies ran six offensive plays from inside the Irish six-yard line, including five inside the two-yard line, but were not able to score a touchdown.
- ▶ The other drives for Notre Dame that entered the red zone and did not result in a touchdown came against Michigan and Michigan State. The Irish drove to the Wolverine 17-yard line before settling for a field goal (Notre Dame did have a touchdown overturned on the drive). Notre Dame also kicked a field goal against the Spartans after driving down to the MSU one-yard line before a fumble on third down forced the field goal.
- ▶ Despite scoring five touchdowns in the 2009 opening win over Nevada, Notre Dame ventured into the "red zone" just twice (other three touchdowns, all by sophomore WR **Michael Floyd**, came from 24, 70 and 88 yards out). The Irish scored two touchdowns in red zone chances against the Wolf Pack, which marched inside the Irish 20 three times and failed to score a single point.
- ▶ Michigan and Michigan State each scored three touchdowns on four red zone attempts.
- ▶ Purdue made just one trip into the red zone, but walked away with a touchdown.

Notre Dame in 2009	Category	2009 Opponents
48	Red-Zone Chances	38
13	Passing TDs	10
13	Rushing TDs	10
26	Total TDs	20
.542 (26/48)	TD Pct.	.526 (20/38)
14	FGs Made	7
2/0	FGs Missed/Blocked	4/0
2/1/1	Downs/Interceptions/Fumbles	2/2/2
223	Total Points (TD-6, FG-3)	159
.833 (40/48)	Scoring Pct.	.711 (27/38)

AGAINST THE WOLVERINES

- ▶ Michigan scored the winning touchdown with 11 seconds remaining in the game. It marked the third meeting between the two rivals where the deciding points were scored with less than 12 seconds to go in the contest. The Wolverines last captured a meeting decided so late into the contest in 1994 when Remy Hamilton kicked a field goal with two seconds left to secure a 26-24 victory in Notre Dame Stadium.
- ▶ Junior QB **Jimmy Clausen's** 336 yards were the most ever by an Irish signal caller against Michigan.
- ▶ Notre Dame racked up 27 first downs and 490 yards on the afternoon, the most ever by an Irish squad in the all-time series with the Wolverines.
- ▶ Sophomore WR **Michael Floyd's** 131 yards against Michigan set a school record for receiving yards by an Irish player in the series with the Wolverines. The previous record was 127 set last season by junior WR **Golden Tate**.
- ▶ Tate's nine receptions are the most by an Irish player in the all-time series with the Wolverines, besting the previous high of seven set by three different players (most recently Darius Walker in 2006).
- ▶ Tate also tied five other Irish players (most recently junior RB **Robert Hughes** in 2008) with the most touchdowns against the Wolverines in the series.
- ▶ Notre Dame managed just 10 first downs and 79 total yards on 55 plays in the 2007 meeting with Michigan, the last trip to Ann Arbor for the Irish. Notre Dame registered 15 first downs and piled up 302 yards on 37 plays, good for an average of 8.2 per play in the first half.
- ▶ The Irish were also held to minus-seven yards on 33 carries in that meeting. Notre Dame rushed for 112 yards on 19 carries, good for a 5.9 average, in the first half.

IRISH OFFENSE ROLLS IN SEASON OPENER AGAINST NEVADA

- ▶ Notre Dame finished with 510 yards of total offense, the most since recording 663 yards at Stanford on Nov. 26, 2005.
- ▶ The Irish recorded those 510 yards on just 61 plays, good for an average of 8.36 yards per play (best in the Charlie Weis era).
- ▶ Notre Dame set new highs for the Weis era in most passing yards per attempt (16.6), yards per completion (19.5), highest passing efficiency (290.44) and yards per play (8.4).
- ▶ The Irish have now eclipsed 500 yards of total offense in nine games under Weis.
- ▶ Notre Dame not only converted both of its third downs of nine or more yards (nine and 16 yards) in the first half, but did so each time with touchdown passes. **Jimmy Clausen's** touchdown pass to **Kyle Rudolph** in the first quarter came on a third and 16, while Clausen's second quarter touchdown pass to **Michael Floyd** came on a third and nine.
- ▶ The Irish totaled exactly 300 yards on 34 plays in the opening half, good for an average of 8.8 yards per play.
- ▶ Notre Dame averaged just 3.3 yards per rush in 2008. Weis and the Irish coaching staff have established 4.5 yards per carry as a standard for the season. Notre Dame equalled that mark prior to its final drive of the game (158 yards on 35 carries). The Irish also accomplished the feat against a defense that ranked sixth in the nation against the run in 2008 (88.62 yards per game). Notre Dame finished the afternoon with 178 yards on the ground.
- ▶ The Irish offensive line did not allow a single sack. Nevada ranked 10th in the nation in sacks a season ago, averaging 2.85 per game.
- ▶ Notre Dame registered touchdowns on four of its first five drives. The Irish marched 67, 78, 79 and 80 yards. In fact, Notre Dame added a school record-tying 99-yard drive for its final touchdown of the game. The average scoring drive by the Irish went for 80.6 yards.
- ▶ Notre Dame was limited to just one three and out over the course of the entire game.
- ▶ The Irish quarterbacks completed passes to seven different receivers.

Game Superlatives		
INDIVIDUAL GAME HIGHS		
Rushes	24	Hughes vs Washington State (Oct 31)
	24	Allen vs Connecticut (Nov 21)
Yards Rushing	139	Allen at Michigan (Sep 12)
TD Rushes	1	14 different players
Long Rush	37	Hughes vs Washington (Oct 03)
Pass attempts	51	Clausen vs Navy (Nov 07)
Pass completions	37	Clausen vs Navy (Nov 07)
Yards Passing	452	Clausen vs Navy (Nov 07)
TD Passes	4	Clausen vs Nevada (Sep 05)
Long Pass	88	Clausen vs Nevada (Sep 05)
Receptions	11	Tate vs Boston College (Oct 24)
Yards Receiving	244	Tate vs Washington (Oct 03)
TD Receptions	3	Floyd vs Nevada (Sep 05)
Long Reception	88	Floyd vs Nevada (Sep 05)
Field Goals	5	Tausch vs Washington (Oct 03)
Long Field Goal	46	Tausch vs Michigan State (Sep 19)
Punts	6	Turk vs Boston College (Oct 24)
Punting Avg	47.0	Turk vs Connecticut (Nov 21, 2009)
Long Punt	50	Turk vs Connecticut (Nov 21, 2009)
	50	Turk vs Connecticut (Nov 21, 2009)
Long Punt Return	87	Tate at Pittsburgh (Nov 14)
Long Kick Return	52	Gallup at Michigan (Sep 12)
Tackles	12	McCarthy vs Washington (Oct 03)
	12	McCarthy vs Connecticut (Nov 21)
Sacks	1.5	Johnson vs Washington State (Oct 31)
Tackles For Loss	3.0	Fleming at Purdue (Sep 26)
Interceptions	2	McCarthy vs Boston College (Oct 24)
TEAM GAME HIGHS		
Rushes	48	vs Washington State (Oct 31)
Yards Rushing	255	vs Washington State (Oct 31)
Yards Per Rush	5.3	vs Washington State (Oct 31)
TD Rushes	2	at Purdue (Sep 26)
		vs USC (Oct 17)
		vs Washington State (Oct 31)
Pass attempts	51	vs Navy (Nov 07)
Pass completions	37	vs Navy (Nov 07)
Yards Passing	452	vs Navy (Nov 07)
Yards Per Pass	16.6	vs Nevada (Sep 05)
TD Passes	4	vs Nevada (Sep 05)
Total Plays	81	vs Washington State (Oct 31)
Total Offense	592	vs Washington State (Oct 31)
Yards Per Play	8.8	vs Washington (Oct 03)
Points	40	vs Washington State (Oct 31)
Sacks By	5	vs Washington State (Oct 31)
First Downs	32	vs Washington State (Oct 31)
		vs Navy (Nov 07)
Penalties	11	vs Michigan State (Sep 19)
Penalty Yards	99	vs Michigan State (Sep 19)
Turnovers	3	vs Navy (Nov 07)
Interceptions By	3	vs Boston College (Oct 24)

2009 Notre Dame Football Media Information

Interview requests and media access for the 2009 Notre Dame football team are administered by lead football contact Brian Hardin and assistant football contact Michael Bertsch.

CONTACT INFORMATION

Brian Hardin..... bhardin2@nd.edu
Office: (574) 631-9471 Cell: (574) 532-4134

Michael Bertsch..... mberts1@nd.edu
Office: (574) 631-8642 Cell: (574) 532-4154

NOTRE DAME FOOTBALL WEEKLY MEDIA INFORMATION

Charlie Weis Teleconferences: Coach Weis will be available for two teleconferences each week of the season (Media looking for the teleconference number should contact Brian Hardin).

SUNDAY - 12:45-1:15 p.m.

- ▶ Guglielmino Athletics Complex auditorium
- ▶ This teleconference will function as a look back at the previous Saturday's game.

TUESDAY - 12:00 noon-12:45 p.m.

- ▶ Guglielmino Athletics Complex auditorium
- ▶ This teleconference will function as a look ahead at the upcoming weekend's opponent and other football-related issues.
- ▶ Satellite coordinates: AMC 3C, Transponder 22, Downlink Freq: 4140 MHz(V) (Available from 11:45 a.m. to 12:45 p.m. ET)

THURSDAY - 5:00 p.m.

- ▶ Guglielmino Athletics Complex auditorium

For accredited members of the media who want to attend the weekly press conference, contact Brian Hardin or Michael Bertsch for more information. The Guglielmino Athletics Complex is located on the east side of campus, behind the Joyce Center and the Rolfs Recreation Center and just north of the LaBar Practice Fields.

The Guglielmino Athletics Complex auditorium can be accessed through "The Gug's" main entrance, which is located on the west side of the building (facing the Rolfs Recreation Center and main campus).

Both teleconferences will be broadcast live (audio & video) and archived for future use on www.und.com each week. A full transcript from each teleconference will be posted as well on the website as soon as possible.

Irish Captains Teleconferences: The four Irish captains will be available over two teleconferences each week of the season. (Media looking for the teleconference number should contact Brian Hardin.)

WEDNESDAY - 1:00 p.m.

- ▶ Kyle McCarthy, Scott Smith

WEDNESDAY - 1:30 p.m.

- ▶ Jimmy Clausen, Eric Olsen

PLAYER/ASSISTANT COACH POST-PRACTICE INTERVIEWS

Notre Dame player interviews are available on a rotating schedule during the week. Here is this week's altered schedule.

Tuesday (7:00 p.m.): Available by request—Offensive players, Offensive Coaches; **Wednesday** (7:00 p.m.): Available by request—Defensive players, Defensive Coaches; **Thursday** (6:15 p.m.): Available by request—Special Teams players, Brian Polian. Coach Weis will also address the media following Thursday's practice.

There is no availability for players or coaches on Monday and Friday of each game week.

NOTE - All interview requests should be sent to Brian Hardin. A detailed description of the subject matter for the interview must be included. Requests are due at 10:00 a.m. each day of practice. Freshmen are not available with the exception of the bye week.

PRACTICE ACCESS & POST-PRACTICE INTERVIEW LOCATION

The first 40 minutes of Tuesday's practice during the season are open to the media. This is generally from 4:55-5:40 p.m.

Post-practice interviews will take place in the Guglielmino Athletics Complex auditorium.

OFFICIAL NOTRE DAME FOOTBALL RADIO SHOW

The weekly show will broadcast live from Legends of Notre Dame, just 100 yards South of Notre Dame Stadium. The show will air on NewsTalk 960 WSBT—AM Mondays from 7:00 - 8:00 p.m. Jack Nolan will host the show along with former Irish All-American Reggie Brooks. Air dates: Aug. 31; Sept. 7, 14, 21, 28; Oct. 5, 19, 26; Nov. 2, 9, 17 (Tuesday), 23. The show is a cooperative venture between Notre Dame Sports Properties, the Notre Dame athletic department and WSBT. The show can also be heard on www.und.com.

INSIDE NOTRE DAME FOOTBALL WITH CHARLIE WEIS (TELEVISION SHOW)

Taped on Sunday nights, Inside Notre Dame Football will feature a recap of the week's contest, Notre Dame player features and more. The show can be seen locally Sunday evenings on WNDU-TV following the late local news. It will also re-air on WNDU-TV the following Saturday morning at 6:30 a.m. as well as 90 minutes prior to kickoff of Notre Dame home games. All shows can also be viewed on www.und.com beginning on Monday of each week.

THE NOTRE DAME FOOTBALL REPLAY

Airs each Sunday morning at 11 am on CW 25 in South Bend. It also airs on Comcast SportsNet Chicago at 3:30 p.m. on Tuesday leading into Inside Notre Dame Football at 5:30 p.m. The Chicago times occasionally float due to live programming.

All Times Eastern

Notre Dame Defensive Notes

DEFENSE STOUT OUT OF THE LOCKER ROOM

▶ The Irish held the UConn offense to 372 total yards after the Huskies had averaged 481.3 yards per game over their last four contests. UConn wide receiver Marcus Easley finished with four catches for 67 yards and no touchdowns after hauling in 24 passes for 533 yards (106.6 per game) and five touchdowns over the previous five games.

▶ Over the opening 15 minutes, Notre Dame limited the Huskies to just 51 yards. Connecticut managed just 3.6 yards per play and only two first downs in the opening quarter.

▶ The Irish were equally dominant out of the locker-room to open the second half. UConn totaled just 20 yards and one first down in the third period. In fact, the Huskies had nine yards rushing on five carries.

NOTRE DAME'S FRONT SEVEN STEPPING UP

▶ Entering the USC contest, Notre Dame was led in tackles by a pair of safeties, senior SS **Kyle McCarthy** (49) and junior FS **Harrison Smith** (32). The fourth leading tackler for the Irish at that point of the season was sophomore CB **Robert Blanton** (22).

▶ However, the defensive line and linebackers have become much more active the last six weeks.

▶ The Irish defensive backs totaled 51.6% (141 of 273) of the tackles on the opposition's offensive plays over the first five games of the season. Over the last six games, Notre Dame's front seven has totaled 64.7% (220 of 340) of the tackles, while the secondary has totaled 35.3% (120 of 340).

DEFENSIVE LINE INCREASING PRODUCTION

▶ Notre Dame's defensive line struggled mightily over the first four games of the season. The group managed just 52 tackles (13.0 per game) and three sacks against Nevada, Michigan, Michigan State and Purdue. In their last seven outings against Washington, USC, Boston College, Washington State, Navy, Pittsburgh and UConn, the group has amassed 133 tackles (19.0 per game) and 12 sacks.

▶ In the matchup with the Trojans, the Irish defensive line totaled 18 tackles, 3.0 sacks, 5.0 TFL, three quarterback hurries and one pass breakup. The linebackers collected 16 tackles, 1.0 sack, 1.0 TFL, and two QB hurries.

▶ Against Boston College, the Irish defensive line totaled 20 tackles, 1.5 TFL, eight quarterback hurries and one fumble recovery. The linebackers collected 19 tackles, 3.5 TFL, one forced fumble, one fumble recovery, one interception, one pass breakup and two QB hurries.

▶ In the victory over the Eagles, Notre Dame's top four tacklers—all linebackers and linemen, not safeties—registered 28 tackles. Freshman LB **Manti Te'o** led the charge with nine, junior NT **Ian Williams** had seven, and sophomore DE **Kapron Lewis-Moore** and junior LB **Brian Smith** made six apiece.

▶ In the rout of Washington State, the front four totaled 18 tackles, four sacks and 8.5 tackles for loss. Lewis-Moore led the Irish defense in stops with five.

▶ The front four totaled 31 tackles, 2.0 for loss and one sack against Navy.

HURRY AND LOOK BETWEEN THE LINES

▶ While Notre Dame officially was not credited with a sack, the Irish did apply pressure on Boston College quarterback Dave Shinskie. The Irish registered an astounding 10 quarterback hurries in the game.

- ▶ The Irish were not credited with any quarterback hurries in games against Nevada and Washington, but Notre Dame had 16 in games against USC and Boston College.
- ▶ Notre Dame was credited with six hurries against UConn, including a career-best three from sophomore LB **Darius Fleming**.
- ▶ Quarterback hurries are tracked at Irish home games, but FBS schools are not required to so few actually do.

IRISH IN THE RIGHT PLACE AT THE RIGHT TIME

▶ Notre Dame's defense has registered 18 takeaways this season and 15 have come inside Irish territory, including six inside the red zone and five inside the 10-yard line. Here is a list of the nine Notre Dame takeaways inside its 25-yard line:

Turnover (Forced By)	Takeaway	Yardline	Return
Interception	Robert Blanton vs. Nevada	ND 0	0
Fumble (dropped pitch)	Kapron Lewis-Moore vs. Nevada	ND 7	0
Interception	Kyle McCarthy vs. Michigan State	ND 4	20
Interception	Darrin Walls at Purdue	ND 20	2
Fumble (Sergio Brown)	Brian Smith vs. Boston College	ND 6	0
Interception	Kyle McCarthy vs. Boston College	ND 23	20
Interception	Kyle McCarthy vs. Boston College	ND 25	7
Interception	Brian Smith vs. Boston College	ND 22	10
Interception	Brian Smith vs. Connecticut	ND 0	0

▶ The only three takeaways not inside Notre Dame territory were sophomore DT **Ethan Johnson's** fumble recovery at the Purdue nine-yard line with seconds remaining in the game, junior CB **Gary Gray's** interception at the USC 43-yard line and junior NT Ian Williams' interception at the Washington State 27-yard line.

IRISH BALL HAWKING DEFENSE

- ▶ Notre Dame forced turnovers on four of the final six possessions of game against Boston College. The other two Eagles' possessions in the stretch were both three-and-outs.
- ▶ The Irish forced five turnovers in the game, the most since the 2008 Michigan contest when Notre Dame forced six.
- ▶ The Irish either forced a turnover or held Boston College to a three-and-out in eight of its last 12 possessions of the game.

DEFENSE GAVE THE IRISH A CHANCE

- ▶ No. 8 Pittsburgh came into its game against Notre Dame one of the top teams in the FBS in third down conversion percentage (47.0%), but the Irish defense was able to get the Panthers off the field for most of the evening, especially in the second half.
- ▶ Notre Dame forced Pittsburgh into 3-of-12 on 3rd down. In fact, the Panthers were only 1-of-5 on 3rd and short (1-3 yards).
- ▶ The Irish trailed by 17 and 18 points, respectively, in the second half, but Notre Dame's defense did its part to keep the Irish in the contest.
- ▶ Pittsburgh not only went 0-for-3 in on third down in the second half, but the Panthers were unable to convert a third down on their last four opportunities. In fact, each of the four third down attempts were for less and three yards and none gained the first down.
- ▶ Notre Dame forced a trio of three-and-outs on the night.
- ▶ The Irish limited the potent Pittsburgh running game to just 52 yards on 16 carries in the first half.

FIVE FINGERED DISCOUNT

▶ Five Notre Dame players either tied or surpassed their career-highs in tackles against Navy. Junior LB **Brian Smith** tied his career-high with 10, senior S **Sergio Brown** set a new career-high with nine, sophomore LB **Darius Fleming** had a career-best seven, junior DE **Kerry Neal** matched his career-high with seven and sophomore DE **Kapron Lewis-Moore** also tied his career-best with seven.

DEFENSE DOMINATES WASHINGTON STATE

- ▶ The Irish put together their top defensive performance of the season in the rout of Washington State. Notre Dame limited the Cougars to 206 total yards on 49 offensive plays (4.2 yards per play). The Irish also surrendered just 104 yards in the air.
- ▶ The Irish did not allow Washington State a first down until the final play of the first quarter. The Cougars managed just 30 total yards in the opening 15 minutes (19 rushing yards and 11 passing yards).
- ▶ Washington State did not cross midfield until its final drive of the first half.
- ▶ Notre Dame recorded six three-and-outs in the Cougars' first 10 drives of the game. Ten of Washington State's 13 drives went for less than 20 yards.

- ▶ The Irish limited Washington State to 115 total yards on 30 plays (3.8 yards per play) over the first three quarters against the first team defense.
- ▶ The secondary did not yield a single pass play longer than 15 yards. Washington State threw for 385 yards in its previous game at California.
- ▶ Nine of the Cougars' 23 plays on first down resulted in zero or negative yards.

IRISH DERAIL BOSTON COLLEGE

- ▶ Boston College entered the game against Notre Dame averaging 155.3 yards per game on the ground. The Irish allowed just 70 yards on the ground on 29 carries (just 2.4 yards per rush).
- ▶ Eagles running back Montel Harris rushed for 264 yards and five touchdowns (both school records) in the previous week's victory over NC State. Harris' day was the best rushing performance in the FBS this year as he topped UTEP's Donald Buckram who rushed for 262 yards on October 3. He also tied Jahvid Best of California and Mike Bell of Nevada for the most points in a single game this season with 30. Harris ranked second in the ACC and 13th in the nation in rushing with 108 yards per game prior to the contest, but he managed just 38 yards on 22 carries against the Irish. In fact, Notre Dame forced Harris into 15 carries of two yards or less, including five behind the line of scrimmage.
- ▶ The Irish outgained BC, 111-46, in the opening quarter. Notre Dame limited the Eagles to seven yards on four carries.
- ▶ The Irish continued to control the Eagles' running game in the second quarter. Notre Dame limited BC to just eight yards on the ground on 11 carries in the opening 30 minutes.
- ▶ Harris entered the game against Notre Dame without a fumble lost in a span of 362 touches, but Notre Dame forced him into a pair of fumbles in the victory. In fact, Harris had a third fumble that Boston College managed to recover.
- ▶ 19 of Boston College's 25 first down plays gained two yards or less.
- ▶ 11 of Boston College's 25 first down plays either failed to gain or lost yardage.
- ▶ Three of Boston College's 25 first down plays gained more than four yards.

NOTRE DAME'S DEFENSE HOLDS OWN AGAINST USC FRONT

- ▶ Notre Dame totaled three sacks (for 18 yards) and eight tackles for loss (for 26 yards) against the Trojans, their outstanding offensive line and the tandem of Joe McKnight and Allen Bradford. The three sacks, 18 yards lost in sacks and eight tackles for loss were the most against USC this season. In fact, Notre Dame was the first team this season to record more tackles for loss against the Trojans than they registered in the game.
- ▶ The eight tackles for loss by Notre Dame are the most by a USC opponent since UCLA had 14 on Dec. 1, 2007 and no team has registered more sacks (three) against the Trojans since Stanford had four on Oct. 6, 2007.
- ▶ USC entered the contest with the Irish ranked 17th in the FBS in rushing offense (208.00). The Trojans also averaged 5.5 yards per rush over their first five games, but Notre Dame held USC well below its average in each category.

Category	Actual	vs. Notre Dame
Rushing Offense	208.0	121
Average per Rush	5.5	3.7

▶ The Irish allowed only three explosive rushing plays of 10 or more yards (25 and 17 to Joe McKnight and 23 to Allen Bradford). Notre Dame limited USC to just 56 yards on its 30 other carries in the game.

GOAL-LINE STAND ONE FOR THE AGES

Washington was denied on their third red zone attempt of the game. The Huskies had first and goal from the Notre Dame eight-yard line, but after two rushes pushed the ball to the Irish one-yard line, Notre Dame stuffed Washington on consecutive quarterback sneaks on third and fourth down and goal from the one-yard line late in the third quarter.

- ▶ Washington was again held to a field goal late in the fourth quarter due to an Irish goal-line stand. The Huskies ran six offensive plays from inside the Irish six-yard line, including five inside the two-yard line, but were not able to score a touchdown.
 - ▶ In all, Washington ran nine plays from inside the five-yard line over two different drives and failed to score a touchdown (the Huskies managed just a field goal).
 - ▶ Has there ever been a more impressive goal-line stand in Notre Dame football annals than the one made in the fourth quarter of the victory over Washington? Four criteria were used: Did it have a bearing on a victorious outcome? How close was the opponent to the goal line on first down? At one point of the game did the stand occur? How good was the opponent on short-yardage offense?
- Notre Dame historian Lou Somogyi recently released a top 10.

10) Oct. 21, 1995: A Key(shawn) Stop

USC entered the game ranked No. 5 and had prolific passing attack led by wideout Keyshawn Johnson, the No. 1 pick in the 1996 NFL Draft. No. 17 Notre Dame held a 21-7 lead when USC faced first and goal at the two with 15 seconds left in the first half. Three straight passes into the end zone intended for Johnson fell incomplete or out of bounds — and on fourth down end Renaldo Wynn and linebacker Kinnon Tatum stopped a short pass by Kyle Wachholtz to Rodney Sermons as time expired. The Irish went on to post a 38-10 drubbing of that year's Rose Bowl champs.

9) Sept. 9, 1974: Pepper Spray

Defending national champ Notre Dame opened in prime time at Georgia Tech under new coach Pepper Rodgers, a veer specialist. The Ramblin' Wreck trailed 10-7 when it had a first down at the Irish three midway through the second quarter. Two yards were gained to the one on first down, but tackle Steve Niehaus and linebacker Greg Collins stuffed Tech for no gain on the next two plays. On fourth down, the Irish defense swarmed to throw running back Charles Myers for a two-yard loss, with the first hit made by safety John Dubenetzky. The inspired Irish rolled thereafter to a 31-7 victory in Atlanta.

8) Oct. 3, 2009: Part I

Leading 24-19 late in the third quarter, Washington had first and goal at the Irish 8. Chris Polk gained four yards on first down, and quarterback Jake Locker rushed for three to the one on second down. On two straight sneak attempts, though, the 6-3, 226-pound Locker was unable to break the goal line plane against the Irish defense. Notre Dame's offense responded by driving 93 yards to convert a field goal and cut its deficit to 24-22.

7) Nov. 10, 1928: By George, They Did It!

Against an Army team that boasted an 11-game winning streak, including an 18-0 victory versus Notre Dame a year earlier, head coach Knute Rockne implored his Irish to "win one for the Gipper," referring to 1920 All-America back George Gipp, who died in December of that same year. The Irish scored the go-ahead TD with 2:30 left to make it 12-6, but Army had first and goal at the Notre Dame 10 in the closing seconds. A five-yard penalty and two incomplete passes made it 3rd and goal at the 15. On third down, Dick Hutchinson completed an 11-yard pass to the Irish four. On fourth down, Hutchinson plunged to within a foot of the goal line — just as time elapsed.

6) Nov. 14, 1992: Notre Dame 17, Penn State 16

With just over 10 minutes left in the contest and Penn State trailing 9-6 in "The Snow Bowl," the Nittany Lions had first and goal at the one. On first down, Penn State tailback Richie Anderson leapt high toward the goal line but was met head on by safety Jeff Burris for no gain. A two-yard loss on second down and a Kerry Collins incomplete pass on third down forced a game-tying field goal. It would prove crucial in the 17-16 victory where the Irish had to score a touchdown (Rick Mirer to Jerome Bettis on fourth down) and a two-point conversion (Miraner to Reggie Brooks) in the final 20 seconds to win.

5) Nov. 29, 1958: A Parting Gift

In the season finale at the Los Angeles Coliseum, Terry Brennan's 5-4 Irish led 4-4-1 USC 20-13 early in the fourth quarter when the Trojans drove 77 yards to a first down at Notre Dame's one-foot line. On first down, USC fumbled but recovered the ball at the one. On second down, Irish defenders Bob Williams and Bob Scholtz threw quarterback Tom Maudlin for a one-yard loss on a sweep, and on third down Maudlin was stopped by Frank Reynolds for no gain. On fourth down, Myron Pottios stopped halfback Don Buford short of the goal line. The Irish held on in the fourth quarter for the 20-13 victory, a parting gift for Brennan, who would be fired less than a month later. Wrote Braven Dyer of the Los Angeles Times: "Sometime, somewhere some football team may have staged a greater goal line stand than the Fighting Irish of Notre Dame did in the fourth quarter of yesterday's heart-stopper with the Trojans of Southern California. But I doubt it."

4) Dec. 3, 1949: By Rote Or Tote

In the season finale at Dallas' Cotton Bowl, the national title was on the line for Notre Dame in the final five minutes when Kyle Rote drove SMU, trailing 27-20, from its 21 to a first down at Notre Dame's five. Rusty Russell lost a yard on first down, and Fred Benners threw an incomplete pass on second down. Rote picked up two yards on third down, and on fourth Rote's pass was intercepted at the goal line by Jerry Groom and Bob Lally with 3:52 left. Notre Dame head coach Frank Leahy stated he had never experienced so much excitement in a game than in this 27-20 triumph.

3) Jan. 1, 1990: Bowled Over

Minutes before the end of the first half of a scoreless game in the Orange Bowl, No. 1 and 11-0 Colorado drove to a first down at the Irish one. On first down, halfback Eric Bieniemy tried to dive over the top, but safety D'Juan Francisco met him head on and the officiating crew ruled the running back didn't break the goal line plane — much to the protest of CU. Quarterback Darian Hagan was stopped cold for no gain on

a second-down sneak, and defensive lineman Troy Ridgley forced an errant option pitch to Bieniemy that bounced out of bounds at the three. On fourth down, Colorado set up for a field goal, but holder Jeff Campbell rolled to his right on a fake. The intended receiver got jammed at line of scrimmage, so Campbell was forced to tuck it and was stopped short of the goal line by Ridgley. In the second half, Notre Dame took control in its 21-6 victory.

2) Nov. 7, 1998: A "Cloud" Of Dust

Trailing the Irish 31-26, Boston College quarterback Scott Mutryn drove the Eagles from his 23 to a first and goal at the four with 1:07 left and no timeouts remaining for Notre Dame. BC featured running back Mike Cloud, No. 2 nationally in rushing yards per game (153.4) and a line that featured future NFL standouts Damien Woody and Doug Brzezinski. On first down, Cloud found an opening but linebacker Bobbie Howard stopped him at the two. On second down, Howard stopped Cloud for a yard. On third down, it appeared Cloud might have broken the plane, but linebacker Jimmy Friday pushed him back. BC called its last timeout with 11 seconds left. On fourth down and inches from the goal line, safety Deke Cooper, instructed to pursue the run and disregard the pass or anything to the outside, shot through the middle unblocked and nailed Cloud for a two-yard loss.

1) Oct. 3, 2009: Double Time!

This is the standard all future Notre Dame goal-line standards will be measured for several reasons. One, the Irish already made a stand minutes earlier (see No. 8). Two, a TD might have put the game out of reach. Three, the Irish had to do it not once but twice against a team ranked in the top five in third-down conversions. On first down from the one with 7:07 left and the Huskies leading 24-22, halfback Chris Polk lost one yard on a stop by Ethan Johnson. A second-down pass by Locker fell incomplete, and on third down Locker was engulfed for no gain on a scramble. When Notre Dame was called for a rare roughing-the-snapper call on the field-goal attempt, it had to start all over again from the one. Instead of becoming demoralized, the defense stopped Polk for no gain on first down, benefited from a false start on the Huskies, stopped a five-yard completion to Paul Horner at the one, and did not permit Locker to get the final yard on a sneak, thereby forcing a field goal to make it 27-22 with 3:04 left. Down only one score, the Irish moved ahead briefly and then won it in overtime, 37-30.

IRISH DEFENSE STINGY OUT OF THE GATE

- ▶ Notre Dame was quite impressive defensively coming out of the locker room in 2008. The Irish allowed only three touchdowns in the first quarter over the entire 2008 campaign and just one over their last nine games of the year. Notre Dame continued that trend, blanking Nevada over the first 15 minutes.
- ▶ The Irish surrendered 14 points in the first quarter at Michigan. Notre Dame had allowed just 19 points in the first quarter over their previous 10 games.
- ▶ Notre Dame has allowed three points or less in the opening quarter in 14 of its last 20 games, including each of the last two weeks.

MORE ON THE DEFENSE

- ▶ After allowing Purdue to score a touchdown on its opening drive, the Irish forced four punts and a turnover on downs on the Boilermakers' final five drives of the opening half.
- ▶ Notre Dame limited Purdue to just 1-for-7 on third down over the second and third quarters. In fact, the Boilermakers netted 113 yards on 32 plays (3.5 yards per play) with five punts, a turnover on downs and the end of half possession on seven drives between the first and fourth quarter scoring drives.
- ▶ Washington totaled 56 and 53 yards on its first and last drives of the first half, but Notre Dame limited the Huskies to 59 total yards on their other five drives of the half (17 plays). The Irish forced four punts and a turnover on those five drives.

IRISH PITCH SHUTOUT AGAINST NEVADA

- ▶ Notre Dame posted its first shutout since blanking Rutgers 42-0 on Nov. 23, 2002 -- a span of 76 games.
- ▶ Notre Dame posted its first shutout in a season opener since blanking Maryland, 22-0, on Aug. 31, 2002.
- ▶ Notre Dame posted its first shutout in a season opener at home since Sept. 22, 1973 when the Irish beat Northwestern, 44-0.
- ▶ Nevada was shut out for the first time since Dec. 12, 2007 versus New Mexico. The shutout was also just the third in Hall of Fame coach Chris Ault's 25-year coaching career at Nevada. This comes after Nevada averaged 37.6 points, 509 total yards and 278 rushing yards per game (school record) last season.
- ▶ Notre Dame limited the Wolf Pack to 307 total yards and 153 yards rushing, well below their explosive output from a year ago, and, obviously, no points.
- ▶ Notre Dame was one of two FBS schools, Kentucky being the other, to shut out another FBS school in its season opener.

2009 Notre Dame
Two-Deep Depth Chart

Notre Dame Offense

X	23	GOLDEN TATE	5-11	195	Jr.
	18	DUVAL KAMARA	6-5	219	Jr.
LT	72	Paul Duncan@	6-7	315	Sr.
	77	Matt Romine	6-5	295	Jr.
LG	59	CHRIS STEWART!	6-5	330	Sr.
	51	DAN WENGER*	6-4	302	Sr.
C	55	ERIC OLSEN^	6-4	305	Sr.
	51	DAN WENGER	6-4	302	Sr.
RG	78	Trevor Robinson	6-5	305	So.
	51	DAN WENGER*	6-4	302	Sr.
RT	74	SAM YOUNG	6-8	320	Sr.
	75	Taylor Dever	6-5	301	Jr.
TE	83	Mike Ragone	6-5	251	Jr.
	86	Bobby Burger	6-3	248	Sr.
	9	<i>Kyle Rudolph</i>	6-6	260	So.
Z	3	MICHAEL FLOYD	6-3	220	So.
	82	Robby Parris	6-3	205	Sr.
QB	7	JIMMY CLAUSEN	6-3	223	Jr.
	13	Evan Sharpley	6-2	215	Sr.
FB	34	James Aldridge	6-0	225	Sr.
	86	Bobby Burger	6-3	248	Sr.
HB	5	ARMANDO ALLEN	5-10	200	Jr.
	33	Robert Hughes	5-11	234	Jr.
	or 32	Theo Riddick	5-10	195	Fr.

Notre Dame Special Teams

PK	40	Nick Tausch	6-0	190	Fr.
	48	David Ruffer	6-1	180	Jr.
P	35	Ben Turk	5-11	193	Fr.
	43	ERIC MAUST	6-2	190	Sr.
LS	60	Jordan Cowart	6-2	215	Fr.
	50	Ryan Kavanagh	6-3	190	So.
SS	52	Braxton Cave	6-3	310	So.
	60	Jordan Cowart	6-2	215	Fr.
HLD	43	ERIC MAUST	6-2	190	Sr.
	13	Evan Sharpley	6-2	215	Sr.

Notre Dame Defense

LDE	89	Kapron Lewis-Moore	6-4	270	So.
	53	Morrice Richardson	6-2	255	Sr.
DT	9	Ethan Johnson	6-4	280	So.
	79	Hafis Williams	6-2	295	So.
NT	95	IAN WILLIAMS	6-2	295	Jr.
	98	Sean Cwynar	6-4	283	So.
RDE	56	KERRY NEAL	6-2	250	Jr.
	46	Steve Filer	6-3	236	So.
	or 90	John Ryan	6-5	255	Sr.
SAM	45	Darius Fleming	6-1	240	So.
	or 22	HARRISON SMITH	6-2	207	Jr.
MIKE	58	BRIAN SMITH	6-3	240	Jr.
	49	Toryan Smith	6-1	244	Sr.
	54	Anthony McDonald	6-2	230	So.
WILL	5	Manti Te'o	6-2	244	Fr.
	58	BRIAN SMITH	6-3	240	Jr.
	36	David Posluszny	6-0	225	So.
LCB	4	Gary Gray	5-11	190	Jr.
	8	RAESHON McNEIL	6-0	190	Sr.
FS	28	KYLE MCCARTHY	6-1	210	Sr.
	15	Dan McCarthy	6-2	205	So.
SS	31	Sergio Brown	6-2	205	Sr.
	26	Jamoris Slaughter	6-0	185	So.
RCB	12	Robert Blanton	6-1	185	So.
	or 2	Darrin Walls#	6-0	190	Sr.

Notre Dame Special Teams

PR	23	GOLDEN TATE	5-11	195	Jr.
	81	John Goodman	6-3	203	So.
KR	32	Theo Riddick	5-10	195	Fr.
	21	Barry Gallup, Jr.	5-11	190	Sr.
	5	Armando Allen	5-10	200	Jr.
	23	GOLDEN TATE	5-11	195	Jr.
KO	48	David Ruffer	6-1	180	Jr.
	40	Nick Tausch	6-0	190	Fr.

ALL CAPS - returning starter from 2008
 @ - indicates player started 12 games in 2007
 # - indicates player started 11 games in 2007
 ^ - indicates player started at left guard in 2008
 * - indicates player started at center in 2008
 ! - indicates player started at right guard in 2008
italics - questionable with injury

2009 Notre Dame
Football Roster Information

ALPHABETICAL (CONT.)

No.	Name	Pos.	Ht.	Wt.	Cl.	Hometown/Previous School
42	Lezynski, Nick+	CB	5-8	157	Jr.	Newton, PA/Notre Dame High School
71	Mahoney, Dennis+	OL	6-6	290	So.	Baltimore, MD/Boys Latin High School
70	Martin, Zach	OT	6-5	285	Fr.	Indianapolis, IN/Bishop Chatard
43	Maust, Eric	P	6-2	190	Sr.	Atlanta, GA/Blessed Trinity
15	McCarthy, Dan	S	6-2	205	So.	Youngstown, OH/Cardinal Mooney
28	McCarthy, Kyle	S	6-0	210	Sr.	Youngstown, OH/Cardinal Mooney
54	McDonald, Anthony	LB	6-2	230	So.	Burbank, CA/Notre Dame
8	McNeil, Raeshon	CB	6-0	190	Sr.	Cooleemee, NC/Davie
17	Motta, Zeke	S	6-2	215	Fr.	Vero Beach, FL/Vero Beach
93	Mullen, Paddy	NT	6-3	295	Sr.	St. Louis, MO/De Smet Jesuit
17	Mulvey, Matthew+	QB	6-3	197	So.	Del Mar, CA/LaJolla
47	Narvaez, Mike+	FB	5-11	238	Sr.	Ridgewood, NJ/Ridgewood
56	Neal, Kerry	DE	6-2	250	Jr.	Bunn, NC/Bunn
99	Newman, Brandon	NT	6-1	295	So.	Louisville, KY/Pleasure Ridge Park
76	Nuss, Andrew	OG	6-5	300	Jr.	Ashburn, VA/Stone Bridge
91	Nwankwo, Emeka	DE	6-4	274	Jr.	N. Miami Beach, FL/Chaminade-Madonna Prep
55	Olsen, Eric	C	6-4	305	Sr.	Staten Island, NY/Poly Prep Ctry.
50	Oxley, Sean+	LB	6-2	220	So.	Avon Lake, OH/Avon Lake
82	Parris, Robby	WR	6-3	205	Sr.	Olmsted Falls, OH/Saint Ignatius
30	Paskorz, Steve	FB	6-2	245	Jr.	Allison Park, PA/Hampton
35	Plaska, Andrew+	CB	5-11	181	So.	Zeeland, MI/Zeeland West
36	Posluszny, David	LB	6-0	225	So.	Aliquippa, PA/Hopewell
61	Quintana, Martin+	DL	6-1	250	Sr.	Berwyn, IL/St. Joseph
83	Ragone, Mike	TE	6-5	251	Jr.	Cherry Hill, NJ/Camden Catholic
30	Redshaw, James+	CB	5-9	170	Jr.	North Huntingdon, PA/Norwin
53	Richardson, Morrice	DE	6-2	255	Sr.	College Park, GA/Westlake
32	Riddick, Theo	HB	5-10	195	Fr.	Manville, NJ/Immaculata
78	Robinson, Trevor	OG	6-5	305	So.	Elkhorn, NE/Elkhorn
77	Romine, Matt	OT	6-5	295	Jr.	Tulsa, OK/Union
9	Rudolph, Kyle	TE	6-6	260	So.	Cincinnati, OH/Elder
48	Ruffer, David+	K	6-1	180	Jr.	Oakton, VA/Gonzaga
90	Ryan, John	DE	6-5	255	Sr.	Westlake, OH/Saint Ignatius
13	Sharpley, Evan	QB	6-2	215	Sr.	Marshall, MI/Marshall
39	Sheehan, Ryan+	CB	5-10	169	Jr.	Purcellville, VA/Loudown Valley
62	Skubis, Christopher+	DE	6-2	223	Jr.	Clarence, NY/Clarence
26	Slaughter, Jamaris	CB	6-0	185	So.	Stone Mountain, GA/Tucker
58	Smith, Brian	LB	6-3	240	Jr.	Olathe, KS/Saint Thomas Aquinas
22	Smith, Harrison	S	6-2	207	Jr.	Knoxville, TN/Knoxville Catholic
41	Smith, Scott	LB	6-3	245	Sr.	Highland Park, IL/Highland Park
40	Smith, Thomas+	S	6-2	210	Jr.	South Windsor, CT/East Catholic
49	Smith, Toryan	LB	6-1	244	Sr.	Rome, GA/Rome
59	Stewart, Chris	OG	6-5	330	Sr.	Spring, TX/Klein
92	Stockton, Tyler	NT	6-1	290	Fr.	Linwood, NJ/Hun School
43	Stull, Joshua+	CB	5-8	189	Sr.	Brownsburg, IN/Brownsburg
23	Tate, Golden	WR	5-11	195	Jr.	Hendersonville, TN/Pope John Paul II
40	Tausch, Nick	K	6-0	180	Fr.	Plano, TX/Jesuit
5	Te'o, Manti	LB	6-2	244	Fr.	Laie, HI/Punahou
84	Toma, Roby	WR	5-9	175	Fr.	Laie, HI/Punahou
35	Turk, Ben	P	5-11	193	Fr.	Davie, FL/St. Thomas Aquinas
85	Vos, Sam+	WR	5-10	199	Sr.	Burlington, WI/Catholic Central
97	Wade, Kallen	DE	6-5	245	Sr.	Cincinnati, OH/Withrow
14	Walker, Brandon	K	6-3	213	Jr.	Findlay, OH/Findlay
1	Walker, Deion	WR	6-2	193	So.	Christchurch, VA/Christchurch
2	Walls, Darrin	CB	6-0	190	Sr.	Pittsburgh, PA/Woodland Hills
66	Watt, Chris	OG	6-3	295	Fr.	Glen Ellyn, IL/Glenbard West
51	Wenger, Dan	C	6-4	302	Sr.	Coral Springs, FL/Saint Thomas Aquinas
19	West Jr., George	WR	5-8	196	Sr.	Spencer, OK/Northeast
79	Williams, Hafis	DT	6-2	295	So.	Elizabeth, NJ/Elizabeth
95	Williams, Ian	NT	6-2	295	Jr.	Altamonte Springs, FL/Lyman
20	Wood, Cierre	HB	6-0	218	Fr.	Oxnard, CA/Santa Clara
74	Young, Sam	OT	6-8	320	Sr.	Coral Springs, FL/Saint Thomas Aquinas

+ Walk-on Player

NUMERICAL (CONT.)

No.	Name	Pos
47	Narvaez, Mike	FB
48	Fox, Dan	LB
48	Ruffer, David	K
49	Smith, Toryan	LB
50	Kavanagh, Ryan	LS
50	Oxley, Sean	LB
51	Wenger, Dan	C
52	Cave, Braxton	OG
53	Richardson, Morrice	DE
54	McDonald, Anthony	LB
55	Olsen, Eric	C
56	Neal, Kerry	DE
57	Golic Jr., Mike	C
58	Smith, Brian	LB
59	Stewart, Chris	OG
60	Cowart, Jordan	LS
61	Quintana, Martin	DL
62	Flavin, Bill	OC/LS
62	Skubis, Christopher	DE
63	Botsford, Steve	LB
64	Burke, Tom	LB
65	Hernandez, Mike	OG
66	Watt, Chris	OG
68	Bullard, Alex	OG
70	Martin, Zach	OT
71	Mahoney, Dennis	OL
72	Duncan, Paul	OT
73	Clelland, Lane	OT
74	Young, Sam	OT
75	Dever, Taylor	OT
76	Nuss, Andrew	OG
77	Romine, Matt	OT
78	Robinson, Trevor	OG
79	Williams, Hafis	DT
80	Eifert, Tyler	TE
81	Goodman, John	WR
82	Parris, Robby	WR
83	Ragone, Mike	TE
84	Toma, Roby	WR
85	Vos, Sam	WR
86	Burger, Bobby	FB/TE
88	Golic, Jake	TE
89	Lewis-Moore, Kapron	DE
90	Ryan, John	DE
91	Nwankwo, Emeka	DE
92	Stockton, Tyler	NT
93	Mullen, Paddy	NT
95	Williams, Ian	NT
97	Wade, Kallen	DE
98	Cwynar, Sean	DT
99	Newman, Brandon	NT

Notre Dame vs. Stanford Series History

Notre Dame leads 17-6

In Notre Dame: Notre Dame leads 10-2

In Stanford: Notre Dame leads 6-4

Neutral Site: Notre Dame leads 1-0

Longest Notre Dame Win Streak: 7 (2002-present)

Longest Stanford Win Streak: 1 (six different occasions)

Largest Margin of Victory: 50 (57-7), 2003 in Stanford

Largest Margin of Defeat: 18 (15-33), 1997 in Stanford

Site	Year	Rank	W/L/T	ND	STAN
RB	1924		W	27	10
*	1942		W	27	0
	1963		L	14	24
*	1964	2-	W	28	6
*	1988	5-	W	42	14
	1989	1-	W	27	17
*	1990	1-	L	31	36
	1991	8-	W	42	26
*	1992	7-19	L	16	33
	1993	4-	W	48	20
*	1994	8-	W	34	15
	1997	-19	L	15	33
*	1998	t23-	W	35	17
	1999		L	37	40
*	2000	25-	W	20	14
	2001	-13	L	13	17
*	2002	9-	W	31	7
	2003		W	57	7
*	2004		W	23	15
	2005	6-	W	38	31
*	2006	12-	W	31	10
	2007		W	21	14
*	2008		W	28	21

RB – Rose Bowl

Notre Dame vs. Stanford (2009 Statistics)

Notre Dame	Category	Stanford
29.4	Points Per Game	35.4
272	First Downs	237
1432	Rushing Yards	2412
3.8	Average Per Rush	5.4
130.2	Average Per Game	219.3
13	TDs Rushing	32
3542	Passing Yards	2389
278-415-5	Comp-Att-Int	151-273-4
8.5	Average Per Pass	8.8
12.7	Average Per Catch	15.8
322.0	Average Per Game	217.2
25	TDs Passing	13
4974	Total Offense	4801
6.3	Average Per Play	6.6
452.2	Average Per Game	436.5
22.3	Kick Return Average	29.3
13.5	Punt Return Average	8.3
11.0	INT Return Average	13.9
16-8	Fumbles-Lost	22-10
72-653	Penalties-Yards	56-518
59.4	Average Per Game	47.1
42-1546	Punts-Yards	30-1206
36.8	Average Per Punt	40.2
33.1	Net punt average	37.8
32:54	Time of Possession/Game	32:06
60/146	3rd-Down Conversions	62/132
8/15	4th-Down Conversions	9/15
19-141	Sacks By-Yards	19-157
18-21	Field Goals-Attempts	11-17
40-48	Red-Zone Scores	40-50
26-48	Red-Zone Touchdowns	34-50
31-35	PAT-Attempts	46-46

STANFORD HEAD COACH JIM HARBAUGH

In two short years, Jim Harbaugh has instilled a new sense of passion, enthusiasm, energy and pride into Stanford's football program that continues to show marked improvement under his leadership.

From the day he was appointed to the position of the Bradford M. Freeman Director of Football on December 19, 2006, Harbaugh set out to change the culture and raise the expectations of a program that is in search of its first winning season and bowl berth since 2001. His mantra of "We bow to no program at Stanford University" was firmly indoctrinated into the minds of everyone associated with the Stanford program.

He has wasted little time in serving notice Stanford is a program on the rise. After inheriting a team that finished 1-11 in 2006, the Cardinal have been one of the most improved teams in the Pac-10 Conference over the last two seasons. In 2007, the Cardinal posted a 4-8 overall mark and a 3-6 record in conference play, including an epic, 24-23 upset win over second-ranked USC and a convincing victory over defending Pac-10 Conference co-champion California, breaking the Bears' five-game winning streak in the Big Game.

Last season, Stanford improved by one more game to finish 5-7 overall. Only two last second road losses at UCLA and Oregon stood in the way of the Cardinal and a bowl berth. Along the way, Stanford amassed its second highest single-season school rushing total in school history and again proved to be one of the most aggressive pass rushing teams in the conference, as the Cardinal finished 11th nationally in sacks-per-game for the second straight season.

The ebullient Harbaugh is more than ready to push the envelope a little further this season as Stanford continues its journey to join the upper echelon of a talent-rich conference in its quest to become perennial bowl participants and championship contenders.

Harbaugh came to Stanford from the University of San Diego, where he guided the Toreros to an impressive three-year record of 29-6 (.829), including back-to-back 11-1 seasons that netted a pair of Division I-AA Mid Major national titles in 2005 and '06.

Success is no stranger to Harbaugh. A product of nearby Palo Alto High School, he was one of the most highly-sought after recruits in the nation. He enjoyed a storied career at the University of Michigan, where played for legendary coach Bo Schembechler and helped lead the Wolverines to three bowl appearances, garnering Big Ten Player of the Year and first team All-America honors. As a professional, Harbaugh finished his career ranked among the NFL's top-50 in several passing categories and was named the AFC's Offensive Player of the Year in 1995. During his brief coaching career in the NFL, he helped the Oakland Raiders reach the 2003 Super Bowl as the team's quarterbacks coach.

As a collegiate player, Harbaugh led the Maize and Blue to a 21-3-1 record and three bowl appearances as a full-time starter from 1984-86. As a senior, he quarterbacked the Wolverines to a Rose Bowl appearance and earned first team All-America and Big Ten Player of the Year honors while finishing third in the Heisman Trophy balloting. As a junior, he led the Wolverines to a Fiesta Bowl victory and a No. 2 ranking in the national polls.

He finished his collegiate career completing 387-of-620 passes for 5,449 yards and 31 touchdowns. Harbaugh became the first Wolverine quarterback to throw for 300 yards in a single game, accomplishing the feat against Indiana on October 25, 1986.

A first round draft pick of the Chicago Bears in 1987, Harbaugh played for five teams over 15 seasons, including the Chicago Bears (1987-93), Indianapolis Colts (1994-97), Baltimore Ravens (1998), San Diego Chargers (1999-2000) and Carolina Panthers (2001). He racked up 26,288 passing yards to go along with 129 touchdown passes, completing 2,305-of-3,918 passes in 177 career games, including 140 starts. Harbaugh ranks among the NFL's all-time top-50 in career completions (#35), pass attempts (#39) and passing yards (#48).

Following his retirement from pro football, Harbaugh spent two seasons (2002-03) as the quarterbacks coach of the Oakland Raiders. In his first season, the Raiders posted an 11-5 regular season record and won the AFC Western Division title and advanced to Super Bowl XXXVII following playoff wins over the New York Jets and Tennessee Titans.

Harbaugh comes from a family of coaches. In addition to his father, Jack, who coached for 41-years, including 14 at Western Kentucky, his brother John is the head coach of the Baltimore Ravens. His brother-in-law, Tom Crean, is the head basketball coach at Indiana University.

Harbaugh is co-owner of Panther Racing in the Indy Racing League, which won the 2001 and 2002 IRL championship. In addition, he has been actively involved in community service ventures, including the Harbaugh Hill Foundation, the James Whitcomb Riley Hospital for Children (Indiana University), the Jim Harbaugh Foundation, the Uhlich Children's Home and the Children's Miracle Network.

Jim and his wife Sarah reside in Palo Alto with their daughter Addison. Jim also has three children, Jay, James, Jr. and Grace.

Head-to-Head Statistical Comparison

NOTRE DAME			STANFORD		
#	NCAA	Category		Category	NCAA #
29.36	t-45th	Scoring Offense	vs.	Scoring Defense	63rd 25.09
452.18	t-11th	Total Offense	vs.	Total Defense	81st 391.91
130.18	83rd	Rushing Offense	vs.	Rushing Defense	66th 147.91
322.00	6th	Passing Offense	vs.	Passing Defense	97th 244.00
155.44	10th	Passing Efficiency Off.	vs.	Passing Efficiency Def.	78th 132.07
24.18	56th	Scoring Defense	vs.	Scoring Offense	13th 35.36
388.82	80th	Total Defense	vs.	Total Offense	19th 436.45
160.27	80th	Rushing Defense	vs.	Rushing Offense	13th 219.27
228.55	76th	Passing Defense	vs.	Passing Offense	60th 217.18
132.19	79th	Passing Efficiency Def.	vs.	Passing Efficiency Off.	28th 141.59
33.10	104th	Net Punting	vs.	Net Punting	25th 37.80
13.47	18th	Punt Returns	vs.	Punt Returns	69th 8.27
22.35	47th	Kickoff Returns	vs.	Kickoff Returns	2nd 29.26
0.45	t-31st	Turnover Margin	vs.	Turnover Margin	60th 0.00
1.73	73rd	Sacks	vs.	Sacks Allowed	2nd 0.55
2.09	70th	Sacks Allowed	vs.	Sacks	66th 1.82

Career Stats vs. Stanford

JAMES ALDRIDGE

	att	yds	td	long	avg/c	avg/g
2006	4	25	0	11	6.2	25.0
2007	0	0	0	0	0.0	0.0
2008	5	9	0	6	1.8	9.0
Total	9	34	0	11	3.8	11.3

ARMANDO ALLEN

	att	yds	td	long	avg/c	avg/g
2007	6	4	0	9	0.7	4.0
2008	9	33	1	12	3.7	33.0
Total	15	37	1	12	2.5	18.5

	rec	yds	td	long	rec/g	avg/c	avg/g
2007	1	9	0	9	1.0	9.0	9.0
2008	7	66	1	21	7.0	9.4	66.0
Total	8	75	1	21	4.0	9.4	37.5

All Purpose	rush	rcv	pr	kr	ir	total	avg/g
2007	4	9	0	17	0	30	30.0
2008	33	66	0	54	0	153	153.0
Total	37	75	0	71	0	183	91.5

MIKE ANELLO

	ua	a	tt	tfl	pd	ff	fr	blk
2007	2	0	2	0.0-0	0	0	0	0
2008	2	0	2	0.0-0	0	0	0	0
Total	4	0	4	0.0-0	0	0	0	0

ROBERT BLANTON

	ua	a	tt	tfl	pd	ff	fr	blk
2008	1	0	1	0.0-0	0	0	0	0

SERGIO BROWN

	ua	a	tt	tfl	pd	ff	fr	blk
2006	1	1	2	0.0-0	0	0	0	0
2008	2	1	3	1.0-12	0	0	0	0
Total	3	2	5	1.0-12	0	0	0	0

Sacks

	ua	a	tot	yds
2008	1	0	1.0	12

JIMMY CLAUSEN

	att	yds	td	long	avg/c	avg/g
2007	8	-22	1	10	-2.8	-22.0
2008	4	4	0	8	1.0	4.0
Total	12	-18	1	10	-1.5	-9.0

	c-a-i	yds	td	long	pct	avg/p	avg/g	effc
2007	19-32-1	196	0	44	59.4	6.1	196.0	104.6
2008	29-40-0	347	3	48	72.5	8.7	347.0	170.1
Total	48-72-1	543	3	48	66.7	7.5	271.5	141.0

DARIUS FLEMING

	ua	a	tt	tfl	pd	ff	fr	blk
2008	2	1	3	1.0-8	0	0	0	0

MICHAEL FLOYD

	rec	yds	td	long	rec/g	avg/c	avg/g
2008	5	115	1	48	5.0	23.0	115.0

RAY HERRING

	ua	a	tt	tfl	pd	ff	fr	blk
2005	0	0	0	0.0-0	0	0	0	0
2006	5	4	9	0.0-0	0	0	0	0
2008	0	1	1	0.0-0	0	0	0	0
Total	5	5	10	0.0-0	0	0	0	0

ROBERT HUGHES

	att	yds	td	long	avg/c	avg/g
2007	18	136	1	45	7.6	136.0
2008	8	14	0	6	1.8	14.0
Total	26	150	1	45	5.8	75.0

	rec	yds	td	long	rec/g	avg/c	avg/g
2007	2	4	0	7	2.0	2.0	4.0
2008	1	4	0	4	1.0	4.0	4.0
Total	3	8	0	7	1.5	2.7	4.0

DUVAL KAMARA

	rec	yds	td	long	rec/g	avg/c	avg/g
2007	6	93	0	35	6.0	15.5	93.0
2008	1	2	0	2	1.0	2.0	2.0
Total	7	95	0	35	3.5	13.6	47.5

KYLE MCCARTHY

	ua	a	tt	tfl	pd	ff	fr	blk
2006	0	0	0	0.0-0	0	0	0	0
2007	0	0	0	0.0-0	0	0	0	0
2008	7	7	14	1.0-2	1	0	0	0
Total	7	7	14	1.0-2	1	0	0	0

Interceptions	no.	yds	td	long	avg/r	avg/g
2008	1	2	0	2	2.0	2.0

KERRY NEAL

	ua	a	tt	tfl	pd	ff	fr	blk
2007	1	2	3	1.0-1	0	0	0	0
2008	1	0	1	0.0-0	0	0	0	0
Total	2	2	4	1.0-1	0	0	0	0

KYLE RUDOLPH

	rec	yds	td	long	rec/g	avg/c	avg/g
2008	5	70	1	24	5.0	14.0	70.0

JOHN RYAN

	ua	a	tt	tfl	pd	ff	fr	blk
2006	0	0	0	0.0-0	0	0	0	0
2007	0	3	3	0.0-0	0	0	0	0
2008	0	2	2	0.0-0	0	0	0	0
Total	0	5	5	0.0-0	0	0	0	0

BRIAN SMITH

	ua	a	tt	tfl	pd	ff	fr	blk
2007	0	4	4	0.5-1	0	0	0	0
2008	3	3	6	1.0-12	0	0	0	0
Total	3	7	10	1.5-13	0	0	0	0

Sacks

	ua	a	tot	yds
2006	0	1	0.5	1
2008	1	0	1.0	12
Total	1	1	1.5	13

HARRISON SMITH

	ua	a	tt	tfl	pd	ff	fr	blk
2008	2	1	3	0.0-0	0	0	0	0

GOLDEN TATE

	rec	yds	td	long	rec/g	avg/c	avg/g
2007	1	5	0	5	1.0	5.0	5.0
2008	3	30	0	19	3.0	10.0	30.0
Total	4	35	0	19	2.0	8.8	17.5

All Purpose

	rush	rcv	pr	kr	ir	total	avg/g
2007	0	5	0	29	0	34	34.0
2008	0	30	0	18	0	48	48.0
Total	0	35	0	47	0	82	41.0

IAN WILLIAMS

	ua	a	tt	tfl	pd	ff	fr	blk
2007	3	3	6	0.0-0	0	0	0	0
2008	0	1	1	0.0-0	0	0	0	0
Total	3	4	7	0.0-0	0	0	0	0

2009 STANFORD RESULTS (7-4 OVERALL, 6-3 PAC-10)

Sept. 5	at Washington State *	W, 39-13
Sept. 12	at Wake Forest	L, 17-24
Sept. 19	vs. San Jose State	W, 42-17
Sept. 26	vs. Washington *	W, 34-14
Oct. 3	vs. UCLA *	W, 24-16
Oct. 10	at Oregon State *	L, 28-38
Oct. 17	at Arizona *	L, 38-43
Oct. 24	vs. Arizona State *	W, 33-14
Nov. 7	vs. Oregon *	W, 51-42
Nov. 14	at USC *	W, 55-21
Nov. 21	vs. California *	L, 28-34
Nov. 28	vs. Notre Dame	5:00 p.m. PT

* Pac-10 conference games

Notre Dame vs. Pac-10 Schools

School	Won	Lost	Tied	Pct.
Arizona	2	1	0	.667
Arizona State	2	0	0	1.000
California	4	0	0	1.000
Oregon	1	0	1	.750
Oregon State	0	2	0	.000
Stanford	17	6	0	.739
UCLA	4	0	0	1.000
USC	42	34	5	.549
Washington	8	0	0	1.000
Washington State	2	0	0	1.000
TOTALS	82	43	6	.649

NOTRE DAME VS. PAC-10

▶ Notre Dame is 82-43-6 (.649) all-time against teams from the Pac-10 Conference. Stanford represents the fourth and final Pac-10 opponent for the Irish this season. Notre Dame already defeated Washington, 37-30, in overtime on Oct. 3 and Washington State, 40-14, on Oct. 31, but lost to USC 34-27 on Oct. 17.

▶ The 131 games against Pac-10 teams is the second-most for the Irish against any conference. The Big Ten Conference (348) represents the most games played against Notre Dame and the ACC ranks third (109).

▶ Notre Dame has a winning series record against nine of the Pac-10 teams. Most of those games (81) have come versus USC (42-34-5), while 23 other matchups have come against Stanford (17-6).

▶ Notre Dame has also played California (4-0), Washington (8-0), UCLA (4-0), Arizona State (2-0), Oregon (1-0-1), Washington State (2-0), Arizona (2-1) and Oregon State (0-2).

NOTRE DAME - STANFORD SERIES NOTES

▶ Saturday's game marks the 24th meeting between Notre Dame and Stanford. The Irish lead the series 17-6, including a 6-4 advantage when traveling to Stanford Stadium.

▶ The two teams have met every year since 1988, with the exception of the 1995 and 1996 seasons.

▶ After a five-game stretch from 1989-93 in which the visiting team won every game, the home team won each of the next seven games (1994-2002) before the Irish put a stop to that trend with a 57-7 victory at Stanford Stadium in 2003. In fact, Notre Dame has won three straight games in the series on the road.

▶ Notre Dame has won 11 of the last 14 games in the series by an average margin of 12.2 points per game. The Irish are averaging 30.8 points per game in those meetings, while surrendering just 18.6.

▶ The Irish defense has played a pivotal role in the series, holding the Cardinal to an average of 18.6 points per game, including 10 games where Stanford scored 14 points or less (two of the last three

meetings). Meanwhile, Notre Dame has averaged 29.8 points per game and has topped the 30-point mark 11 times in the series (including 11 of the last 18 meetings).

► Notre Dame has won the previous seven meetings with Stanford, which is the longest winning streak for either school in the all-time series.

NOTRE DAME - STANFORD SERIES HISTORY

► Notre Dame leads the all-time series versus Stanford (17-6), including a 6-4 edge when the scene shifts to Stanford Stadium.

► The series began on Jan. 1, 1925 (the end of the 1924 season) when Notre Dame's famed Four Horsemen and head coach Knute Rockne travelled across the country to meet Stanford's Pop Warner and Ernie Nevers. Notre Dame's 27-10 victory earned the Irish their first-ever national championship and the first of four national crowns to come via bowl wins.

► The series then included one game in the 1940s and two in the 1960s. This year's game will represent the 20th meeting between the schools in the last 22 years (no games in 1995 or 1996).

► The winner of the Notre Dame-Stanford series receives the Legends Trophy, a combination of Irish crystal and California redwood. The trophy was presented for the first time in 1989 by the Notre Dame Club of the San Francisco Bay Area. Notre Dame has won 13 of 18 games since the Legends Trophy was first introduced.

NOTRE DAME AND THE GOLDEN STATE

► Notre Dame owns a 69-40-5 (.627) all-time record against schools from the Golden State, last playing a California school (USC) earlier this season (a 34-27 defeat). Irish series records vs. teams from California include a 4-0 mark vs. Cal, 1-0 vs. Pacific, 1-0 vs. San Diego State, 17-6 vs. Stanford, 4-0 vs. UCLA and 42-34-5 vs. USC.

► Notre Dame's all-time varsity football roster includes just over 2,700 players who have appeared in at least one career game, with 129 of those hailing from the state of California.

► Notre Dame's all-time California natives include 33 offensive linemen, 22 quarterbacks, 17 defensive ends, 10 linebackers, nine fullbacks, eight running backs, eight wide receivers, seven defensive backs, six tight ends, four kickers, two safeties, two defensive tackles and one center.

► Those players include 11 from Los Angeles, five from Santa Ana, four from Long Beach, four from San Francisco, three from San Diego, three from San Jose, three from Santa Barbara, three from Pasadena, three from Hollywood, three from Concord, two from Santa Rosa, two from Oakland, two from Santa Maria, two from Huntington Beach, two from Carson, two from Downey, two from Arcadia, two from Anaheim, two from Sacramento, two from Hacienda Heights and one each from 67 other cities.

► The 2009 Notre Dame roster includes eight California natives, with the six scholarship members of that group dispersed fairly evenly among each class: one senior, two sophomores and three freshmen ... that group is headlined by junior QB **Jimmy Clausen** (Westlake Village/Oaks Christian H.S.), sophomore QB **Dayne Crist** (Sherman Oaks/Notre Dame H.S.) and freshman WR **Shaquille Evans** (Inglewood/Inglewood H.S.) ... other veteran Irish players who hail from California include junior OT **Taylor Dever** (Grass Valley/Nevada Union H.S.), sophomore OL **Mike Hernandez** (Los Angeles/Loyola H.S.), sophomore LB **Anthony McDonald** (Sherman Oaks/Notre Dame H.S.), sophomore QB **Matthew Mulvey** (Del Mar/LaJolla H.S.) and freshman RB **Cierre Wood** (Oxnard/Santa Clara H.S.).

► Six of Notre Dame's more noteworthy all-time players from California include 1964 Heisman Trophy winner and quarterback John Huarte (Santa Ana) plus five other consensus All-Americans: Nick Eddy (Lafayette, 1964-66), offensive back George Kuntz (Arcadia, 1966-68), split end Jack Snow (Long Beach, 1962-64), offensive tackle Aaron Taylor (Concord, 1992-94) and defensive back Shane Walton (San Diego, 1999-2002).

► Other All-Americans from the state of California include defensive tackle Kevin Hardy (Oakland, 1967) and offensive tackle Mike Shiner (Sunnyvale, 1983).

NOTRE DAME - STANFORD CONNECTIONS

► Stanford head coach Jim Harbaugh played at the University of Michigan (1984-86). He helped the Wolverines to a pair of victories over the Irish (1985, 20-12; 1986, 24-23).

► Stanford special teams/defensive ends coach D.J. Durkin spent two years at Notre Dame (2003-04) as a graduate assistant.

► Longtime NFL assistant and current Stanford co-defensive coordinator Ron Lynn spent three years on the New England Patriots staff from 1997-99 (under current USC head coach Pete Carroll). Notre Dame head coach Charlie Weis spent nine years in New England, over two different stints, but never worked alongside Lynn.

► Ninth-year Irish men's soccer coach Bobby Clark, the 2001 and 2003 BIG EAST Coach of the Year, was the head coach at Stanford for five seasons (1996-2000) before taking over the Notre Dame program in 2001. At Stanford, Clark took the Cardinal to the NCAA championship game in 1998, while making four NCAA appearances. The charismatic and affable Irish leader has guided his teams to nine consecutive NCAA Championship appearances (a program first), a BIG EAST tournament title in 2003 and three BIG EAST regular-season crowns (2004, 2007 and 2008). Notre Dame has recently reached new heights within the program by advancing to the NCAA Tournament quarterfinals for the first time ever in 2006 and a repeat appearance in 2007.

► Stanford junior TE Konrad Reuland previously played for Notre Dame in 2006-07. He saw action in 10 games, including three in 2007, before transferring to Saddleback College (where he did not play football). Reuland sat out the first four games of the 2008 season to satisfy NCAA transfer rules. He has five receptions for 111 yards in 2009.

► Stanford junior PK Nate Whitaker previously played for Notre Dame in 2006-07. In 2007, Whitaker was Notre Dame's primary kickoff specialist. He kicked off 28 times for a total of 1,647 yards. Whitaker was also 0-for-1 in field goal tries, missing on a 50-yard attempt against Penn State. He was 1-for-2 in extra point attempts with both tries coming against Purdue in 2007.

► A number of players from Stanford and Notre Dame either attended the same high school or hail from the same hometown.

Notre Dame	High School/Hometown	Stanford
Jimmy Clausen, QB	Westlake Village, Calif.	Chris Owusu, WR
Jimmy Clausen, QB	Oaks Christian H.S.	Joe Dembesky, OT Chris Owusu, WR Sean Wiser, FS
Brian Smith, MLB	Overland Park, Kan.	Derek Hall, DT
Chris Stewart, OG	Spring, Texas Klein H.S.	Jordan Najvar, TE

Individual Statistical Leaders

INDIVIDUAL

Rushing Yards

Julius Jones, 23-218, 1 TD; 11.29.03

Passing Yards

Brady Quinn, 25-38-432, 3 TD; 11.26.05

Receptions

Jeff Samardzija, 8-191, 2 TD; 11.26.05

Receiving Yards

Jeff Samardzija, 8-191, 2 TD; 11.26.05

Points Kicking

Craig Hentrich, 9 (3 XP, 2 FG); 10.7.89

Kickoff Return Yards

Clint Johnson, 2-179; 10.2.93

Punt Return Yards

Tom Zbikowski, 4-64; 11.24.07

Touchdowns

Jarious Jackson, 3 (rushing); 10.3.98

Ryan Grant, 3 (rushing); 11.29.03

Jerome Bettis, 3 (rushing); 10.5.91

Interceptions

Pat Terrell, 2-42; 10.7.89

TEAM

Points Scored

57 (W 57-7); 2003 in Stanford

Points Scored (quarter)

23 (W 57-7); 2003 (third) in Stanford

Points Scored (half)

34 (W 57-7); 2003 (first) in Stanford

Points Allowed

40 (L 37-40); 1999 in Stanford

Points Allowed (quarter)

17 (L 37-40); 1999 (first) in Stanford

17 (W 38-37); 2005 (fourth) in Stanford

Points Allowed (half)

26 (L 16-33); 1992 (second) in Notre Dame

Scoring Summary

Score by Quarters	1	2	3	4		Score	
Stanford	0	7	0	14	-	21	Record: (3-3)
Notre Dame	7	14	7	0	-	28	Record: (4-1)

First Quarter

7:56 ND Allen 21 yd pass from Clausen (Walker, B. kick), 9-80 5:03

Second Quarter

10:51 STAN Gerhart 1 yd run (Zagory kick), 14-95 7:02

6:12 ND Allen 3 yd run (Walker, B. kick), 9-73 4:39

3:40 ND Floyd 48 yd pass from Clausen (Walker, B. kick), 3-48 0:58

Third Quarter

4:30 ND Rudolph 16 yd pass from Clausen (Walker, B. kick), 7-75 4:22

Fourth Quarter

10:06 STAN Dray 1 yd pass from Pritchard (Zagory kick), 7-72 2:48

6:00 STAN Baldwin 10 yd pass from Pritchard (Zagory kick), 5-36 2:02

	STAN	ND
FIRST DOWNS	20	20
RUSHES-YARDS (NET)	37-161	27-83
PASSING YDS (NET)	182	347
Passes Att-Comp-Int	28-18-3	40-29-0
TOTAL OFFENSE PLAYS-YARDS	65-343	67-430
Fumble Returns-Yards	0-0	1-2
Punt Returns-Yards	4-46	0-0
Kickoff Returns-Yards	5-111	4-72
Interception Returns-Yards	0-0	3-2
Punts (Number-Avg)	3-42.0	5-41.4
Fumbles-Lost	1-1	0-0
Penalties-Yards	9-56	8-75
Possession Time	26:40	33:20
Third-Down Conversions	2 of 9	4 of 14
Fourth-Down Conversions	0 of 1	2 of 3
Red-Zone Scores-Chances	3-3	2-4
Sacks By: Number-Yards	1-12	5-48

RUSHING: Stanford-Gerhart 13-104; Kimble 10-61; Howell 3-15; Thomas 2-9; Pritchard 9-minus 28. Notre Dame-Allen 9-33; Smith, H. 1-23; Hughes 8-14; Aldridge 5-9; Clausen 4-4.

PASSING: Stanford-Pritchard 18-28-3-182. Notre Dame-Clausen 29-40-0-347.

RECEIVING: Stanford-Whalen 8-91; Gunder 4-34; Baldwin 3-42; Fleener 1-12; Kimble 1-2; Dray 1-1. Notre Dame-Allen 7-66; Grimes 7-60; Floyd 5-115; Rudolph 5-70; Tate 3-30; Hughes 1-4; Kamara 1-2.

INTERCEPTIONS: Stanford-None. Notre Dame-McCarthy 1-2; Kuntz 1-0; Bruton 1-0.

FUMBLES: Stanford-Baldwin 1-1. Notre Dame-None.

SACKS (UA-A): Stanford-McNally 1-0. Notre Dame-Kuntz 2-0; Brown 1-0; Smith, B. 1-0; Fleming 1-0.

TACKLES (UA-A): Stanford-McNally 5-4; Osaisai 4-5; Maynor 3-6; Snyder 4-4; Lorig 2-3; Amajoyi 1-4; Evans 3-1; Wiser 1-3; Thomas 1-3; Chase 2-1; Udofia 1-2; McAndrew 2-0; Keiser 1-1; Marecic 1-0; Bulcke 0-1; Bademosi 0-1; Fua 0-1. Notre Dame-McCarthy 7-7; Bruton 5-4; Smith, B. 3-3; McNeil 3-1; Crum 3-1; Lambert 2-2; Smith, H. 2-1; Fleming 2-1; Brown 2-1; Kuntz 2-1; Brown, J. 1-2; Anello 2-0; Ryan 0-2; Blanton 1-0; Gordon 1-0; Gray, G. 1-0; Smith, S. 1-0; Neal 1-0; Quinn 1-0; Richardson 0-1; Herring 0-1; Williams, I. 0-1; Johnson 0-1.

Stadium: Notre Dame Stadium **Attendance:** 80795
Kickoff time: 2:43 **End of Game:** 6:06 **Total elapsed time:** 3:23
Officials: Referee: Jack Folliard; Umpire: Dennis Angel; Linesman: Jim Wharrie; Line judge: Rich Troyer; Back judge: David Lambros; Field judge: D.Spriesterbach; Side judge: B. Hulsecher.
Temperature: 56 **Wind:** Variable **Weather:** Mostly Sunny

**The Last Meeting
 Notre Dame 28, Stanford 21
 Oct. 4, 2008**

NOTRE DAME, Ind. (AP) -- Jimmy Clausen threw for a career-high 347 yards and three touchdown passes and Notre Dame held on for a 28-21 victory over Stanford on Saturday.

Notre Dame's seventh straight victory over the Cardinal (3-3) looked as if it was going to be a rout when the Fighting Irish (4-1) were up 28-7 in the fourth quarter.

Stanford made a late run behind Tavita Pritchard. He threw a 1-yard pass to Jim Dray and a 10-yard TD pass to Doug Baldwin with 6 minutes left to close to within a touchdown.

The Cardinal got the ball back on their own 2 with 3:34 left, but couldn't mount a drive. They had one last chance with 8 seconds left, but fumbled the ball and Pat Kuntz recovered to end the game.

The Irish won their fifth straight home game. The Cardinal haven't won at Notre Dame Stadium since 1992.

It was the second straight career-best performance for Clausen, who threw for 275 yards a week earlier against Purdue. He was much more efficient against the Cardinal, however, completing 29-of-40 passes with no interceptions. He had a 21-yard touchdown pass to Armando Allen Jr., a 48-yard scoring pass to Michael Floyd and a 16-yard TD pass to Kyle Rudolph.

Floyd had five catches for 115 yards for the Irish and Allen had seven catches for 66 yards and also scored on a 3-yard run as the Irish were held to 83 yards rushing. The 29 completions also were a career-high for Clausen.

After rushing for 107 yards in the first quarter, Stanford managed just 22 yards running in the second and third quarters. The Cardinal finished with 161 yards rushing on 37 carries, led by Toby Gerhart's 104 on 13.

Pritchard was 18-of-28 passing for 182 yards, including 10-of-11 for 106 yards and two touchdowns in the fourth quarter. Gerhart, who left the game last week against Washington with a mild concussion, scored on a 1-yard TD run.

The Cardinal were slowed in the first half by three interceptions thrown by Pritchard and eight penalties for 51 yards.

The Irish took control with two second-quarter touchdowns, sandwiched around an interfering with a fair catch call, to move ahead 21-7. On the first drive, Clausen completed 5-of-6 passes for 65 yards and a pass interference call put the ball on the 2. Allen then raced between two Cardinal defenders to give the Irish a 14-7 lead.

The Irish defense then held Stanford to a three-and-out. On the punt, Allen signaled a fair catch and raced up to catch it, but Nate Wilcox-Fogel got in the way. The ball hit Allen and Stanford's Will Powers picked it up and began running for the end zone, but officials called the interference penalty.

Stanford coach Jim Harbaugh was irate, throwing down his play card and tossing his hat, because he thought Wilcox-Fogel was blocked into Allen.

The Irish got the ball on the Stanford 48. On third-and-8, Clausen threw a long pass that Floyd caught at the 5 and ran in untouched after Stanford cornerback Wopamo Osaisai fell, giving the Irish a two-touchdown lead. The Irish made it 28-7 on Rudolph's TD catch.

Stanford moved the ball well on its first three possessions, but the first two ended in interceptions by David Bruton and Kuntz. The Irish defense, which entered the game with one sack in four games, had five against the Cardinal.

Scoring
Summary

Score by Quarters	1	2	3	4		Score	
Notre Dame	7	7	0	7	-	21	Record: (3-9)
Stanford	7	7	0	0	-	14	Record: (3-8)

First Quarter

4:57 ND Clausen 2 yd run (Walker, B. kick), 2-14 0:12
1:36 STAN Kimble 1 yd run (Belch kick), 8-69 3:14

Second Quarter

2:54 STAN Kimble 11 yd run (Belch kick), 7-49 3:12
0:48 ND Thomas 1 yd run (Walker, B. kick), 7-75 2:01

Fourth Quarter

6:06 ND Hughes 6 yd run (Walker, B. kick), 6-68 1:55

	NAVY	ND
FIRST DOWNS	19	18
RUSHES-YARDS (NET)	38-117	44-175
PASSING YDS (NET)	196	152
Passes Att-Comp-Int	32-19-1	33-15-2
TOTAL OFFENSE PLAYS-YARDS	70-313	77-327
Fumble Returns-Yards	0-0	0-0
Punt Returns-Yards	4-64	3-16
Kickoff Returns-Yards	3-46	4-110
Interception Returns-Yards	2-46	1-5
Punts (Number-Avg)	5-38.4	6-42.8
Fumbles-Lost	3-3	0-0
Penalties-Yards	4-46	8-81
Possession Time	25:45	34:15
Third-Down Conversions	4 of 13	6 of 17
Fourth-Down Conversions	0 of 1	0 of 1
Red-Zone Scores-Chances	3-5	2-4
Sacks By: Number-Yards	5-23	5-37

RUSHING: Notre Dame-Hughes 18-136; Allen 6-4; Schwapp 3-3; Thomas 1-1; TEAM 2-minus 5; Clausen 8-minus 22. Stanford-Kimble 20-80; Stewart 13-54; Pritchard 9-35; Gatewood 1-9; Ostrander 1-minus 3.

PASSING: Notre Dame-Clausen 19-32-1-196. Stanford-Pritchard 10-24-2-102; Ostrander 5-9-0-50.

RECEIVING: Notre Dame-Kamara 6-93; Jabbie 3-35; Carlson 3-29; Grimes 2-10; Hughes 2-4; West 1-11; Allen 1-9; Tate 1-5. Stanford-Bradford 7-111; Moore 1-8; Marcic 1-7; Gunder 1-7; Ladner 1-5; Sherman 1-5; Gatewood 1-5; Kimble 1-3; Stewart 1-1.

INTERCEPTIONS: Notre Dame-Zbikowski 1-43; Bruton 1-3. Stanford-Awofadeju 1-5.

FUMBLES: Notre Dame-Hughes 1-1; Schwapp 1-1; Clausen 1-1. Stanford-None.

SACKS (UA-A): Notre Dame-Laws 1-0; Smith 0-1; McNeil 1-0; Neal 1-0; Brown 0-1; Brockington 1-0. Stanford-Egboh 2-0; Bulcke 1-0; Amajoyi 1-0; Snyder 1-0.

TACKLES (UA-A): Notre Dame-Bruton 8-1; Zbikowski 6-3; Brockington 5-4; Laws 6-2; Stephenson 3-3; Williams 3-3; Crum 2-4; Walls 3-1; Smith, B. 0-4; Lambert 3-0; Neal 1-2; Ryan 0-3; Brown, J. 0-3; Anello 2-0; Carlson 1-1; Ragone 0-2; McNeil 1-0; Smith, T. 1-0; Wooden 0-1; Quinn 0-1. Stanford-McNally 7-1; Sanchez 6-0; Evans 4-2; Snyder 4-1; Amajoyi 4-0; Lorig 3-1; Egboh 2-2; Maynor 3-0; Yancy 3-0; Bulcke 2-1; Udofia 2-1; Sims 2-0; Skaufel 1-0; Horn 1-0; Gunder 1-0; Awofadeju 1-0; Griffin 0-1; Ladner 0-1; Chase 0-1.

Stadium: Stanford Stadium

Attendance: 48953

Kickoff time: 12:37

End of Game: 4:18

Total elapsed time: 3:41

Officials: Dennis Hennigan; Umpire: Paul King; Linesman: Kavin McGrath; Line judge: Hugh Campbell; Back judge: Howard Curry; Field judge: Rich Street; Side judge: Gary Dancewicz.

Temperature: 57

Wind: NE 7

Weather: Partly Cloudy

The Last Meeting in Stanford Stadium

Notre Dame 21, Stanford 14

Nov. 24, 2007

PALO ALTO, Calif. (AP) -- Robert Hughes helped Notre Dame put a positive finish on the 2007 season for the Irish.

Hughes ran for 136 yards and the go-ahead 6-yard touchdown with 6:06 remaining to help the Fighting Irish (3-9) end the season with consecutive wins for the first time in 15 years by beating Stanford 21-14 Saturday.

This was a mistake-filled game by all parties involved, with six turnovers, five missed field goals, four plays overturned by instant replay and a number of personal foul penalties.

After Derek Belch missed his fourth field goal of the game for Stanford (3-8), a 49-yarder following an interception by Jimmy Clausen, Notre Dame drove for the winning score. Hughes broke off a 44-yard run down to the Cardinal 8 and scored two plays later to make it 21-14.

Doug Baldwin returned the ensuing kickoff 42 yards to the Stanford 48. T.C. Ostrander, who replaced an injured Tavita Pritchard earlier in the half, drove the Cardinal down to the 7. Evan Moore could not hold onto a pass in the end zone on third down and Ostrander couldn't connect with Richard Sherman on fourth down in the final minute to end Stanford's comeback attempt.

Both teams missed chances to break the tie earlier in the second half. Tom Zbikowski set up the Irish early in the third quarter with a 60-yard punt return to the 31. Notre Dame lost 16 yards on three plays, but kept the ball when Kelton Lynn was called for roughing the punter. Three plays later, Brandon Walker's 44-yard field goal attempt went wide right.

Later in the third quarter, the Cardinal appeared to turn the ball over when Terrail Lambert drilled Pritchard in the helmet, causing a fumble. After a replay review, Pritchard was ruled down before the fumble and T.C. Ostrander drove the Cardinal down for the go-ahead score but Belch was wide right on a 30-yard field goal attempt. Belch's miss later in the quarter was eighth in his last 10 attempts.

The overturned fumble was one of three replay reviews to go against the Irish. One erased a 29-yard diving touchdown catch by David Grimes in the third quarter and the other gave Anthony Kimble a 1-yard touchdown after he appeared to be stopped short of the goal line on a second-down carry in the first quarter.

Stanford had an interception by Nick Sanchez overturned by a replay review in the second quarter.

Notre Dame lost three fumbles, and was stopped on a fourth-and-1 from its own 36 in the first 19 minutes of the game but was tied at 14 at the half because the Cardinal had nearly as many miscues.

Belch missed a pair of long field goals and Pritchard threw an interception deep in Cardinal territory to set up Notre Dame's first touchdown, a 2-yard sneak by Clausen. Stanford also allowed a 44-yard screen pass to Junior Jabbie on a third-and-20 to set up Travis Thomas' 1-yard run that tied the game at 14 with 48 seconds left in the half.

Notre Dame almost added another score on what would have been a spectacular finish to the half. David Bruton intercepted Pritchard's last-play heave at the 3 and began a multi-lateral return to the end zone that was called back on a personal foul on Trevor Laws.

Zbikowski ran the final 30 yards after a lateral from Darrin Walls and the only thing missing was the band on the field as it was 25 years ago when California shocked Stanford with The Play.

In between Notre Dame's two scores, Kimble ran for a pair of touchdowns for Stanford from 1 and 11 yards out.

Updated Notre Dame
Record Book

PASSING

Attempts - Game

1.	63	Terry Hanratty, at Purdue (9.30.1967)
2.	60	Brady Quinn, vs. Michigan State (9.17.2005)
3.	59	Brady Quinn, at Purdue (9.27.2003)
4.	58	Joe Theismann, at USC (11.28.1970)
5.	52	Brady Quinn, vs. Florida State (11.1.2003)
6.	51	Jimmy Clausen, vs. Navy (11.7.2009)
7.	48	Jimmy Clausen, at North Carolina (10.11.08)
48		Brady Quinn, vs. Michigan (9.16.2006)
9.	47	Brady Quinn, at BYU (9.4.2004)
10.	46	Jimmy Clausen, at Boston College (11.8.2008)
46		Brady Quinn, vs. Purdue (10.2.2004)

Attempts - Season

1.	467	Brady Quinn (2006)
2.	450	Brady Quinn (2005)
3.	440	Jimmy Clausen (2008)
4.	395	Jimmy Clausen (2009)
5.	353	Brady Quinn (2004)
6.	332	Brady Quinn (2003)
7.	316	Jarious Jackson (1999)
8.	298	Ron Powulus (1997)
9.	268	Joe Theismann (1970)
10.	260	Joe Montana (1978)

Attempts - Career

1.	1602	Brady Quinn (2003-06)
2.	1080	Jimmy Clausen (2007-)
3.	969	Ron Powulus (1994-97)
4.	850	Steve Beuerlein (1983-86)
5.	698	Rick Mirer (1989-92)
6.	609	Blair Kiel (1980-83)
7.	550	Terry Hanratty (1966-68)
8.	536	Jarious Jackson (1996-99)
9.	515	Joe Montana (1975-78)
10.	509	Joe Theismann (1968-70)

Attempts per Game - Season

1.	37.5	Brady Quinn (2005)	450-12
2.	35.9	Jimmy Clausen (2009)	395-11
	35.9	Brady Quinn (2006)	467-13
4.	33.8	Jimmy Clausen (2008)	440-13
5.	29.4	Brady Quinn (2004)	353-12
6.	28.1	Terry Hanratty (1968)	197-7
7.	27.6	Brady Quinn (2003)	332-12

Attempts per Game - Career

1.	32.7	Brady Quinn (2003-06)	1602-49
2.	31.8	Jimmy Clausen (2007-)	1080-34
3.	22.0	Ron Powulus (1994-97)	964-44
4.	21.2	Terry Hanratty (1966-68)	550-26

Completions - Game

1.	37	Jimmy Clausen, vs. Navy (11.7.2009)
2.	33	Joe Theismann, at USC (11.28.1970)
	33	Brady Quinn, vs. Michigan State (9.17.2005)
4.	32	Brady Quinn, vs. BYU (10.22.2005)
5.	31	Jimmy Clausen, at North Carolina (10.11.2008)
31		Ron Powulus, at Purdue (9.13.1997)
7.	30	Jimmy Clausen, vs. Connecticut (11.21.2009)
8.	29	Jimmy Clausen, Stanford (10.4.2008)
29		Brady Quinn, at Purdue (10.1.2005)
29		Brady Quinn, at Purdue (9.27.2003)
29		Terry Hanratty, at Purdue (9.30.1967)
29		Brady Quinn, vs. Ohio State (1.2.2006)
29		Brady Quinn, vs. Purdue (9.30.2006)

Completions - Season

1.	292	Brady Quinn (2005)
2.	289	Brady Quinn (2006)
3.	268	Jimmy Clausen (2008)
4.	266	Jimmy Clausen (2009)

5.	191	Brady Quinn (2004)
6.	184	Jarious Jackson (1999)
7.	182	Ron Powulus (1997)
8.	157	Brady Quinn (2003)
9.	155	Joe Theismann (1970)
10.	151	Steve Beuerlein (1986)

Completions - Career

1.	929	Brady Quinn (2003-06)
2.	672	Jimmy Clausen (2007-)
3.	558	Ron Powulus (1994-97)
4.	473	Steve Beuerlein (1983-86)
5.	377	Rick Mirer (1989-92)
6.	306	Jarious Jackson (1996-99)
7.	304	Terry Hanratty (1966-68)
8.	297	Blair Kiel (1980-83)
9.	290	Joe Theismann (1968-70)
10.	268	Joe Montana (1975-78)

Consecutive Completions - Game

1.	14	Ron Powulus, vs. Michigan State (9.20.1997)
	14	Brady Quinn, vs. Ohio State (1.2.2006)
3.	12	Jarious Jackson, vs. Navy (11.14.1998)
	12	Brady Quinn, vs. BYU (10.22.2005)
5.	11	Jimmy Clausen, vs. Washington State (10.31.2009)
11		Brady Quinn, at Pittsburgh (9.3.2005)
11		Brady Quinn, at Purdue (10.1.2005)

Consecutive Completions - Year

1.	14	Ron Powulus (1997)
	14	Brady Quinn (2005)
3.	12	Jimmy Clausen (2009)
	12	Jarious Jackson (1998)
	12	Brady Quinn (2005)
6.	11	Jimmy Clausen (2009)
11		Ron Powulus (1996)
11		Brady Quinn (2005)
11		Brady Quinn (2005)
10.	10	Jimmy Clausen (2009)
10		Tony Rice (1988)
10		Terry Andrysniak (1985)
10		Steve Beuerlein (1984)
10		Joe Montana (1978)
10		Angelo Bertelli (1942)

Completions per Game - Season

1.	24.3	Brady Quinn (2005)	292-12
2.	24.2	Jimmy Clausen (2009)	266-11
3.	22.2	Brady Quinn (2006)	289-13
4.	20.6	Jimmy Clausen (2008)	268-13
5.	16.6	Terry Hanratty (1968)	116-7

Completions per Game - Career

1.	19.8	Jimmy Clausen (2007-)	672-34
2.	19.0	Brady Quinn (2003-06)	929-49
3.	12.6	Ron Powulus (1994-97)	558-44
4.	11.7	Terry Hanratty (1966-68)	304-26

Completion Percentage - Game

1.	90.9	Steve Beuerlein, vs. Colorado (9.22.1984)
2.	85.7	Rick Slager, at Northwestern (9.25.1976)
	85.7	Rick Mirer, at Purdue (9.28.1991)
	85.7	Jarious Jackson, vs. Navy (11.14.1998)
5.	84.6	Jimmy Clausen, vs. Hawai'i (12.24.2008)
6.	83.3	Jimmy Clausen, vs. Nevada (9.5.202009)
	83.3	Jimmy Clausen, vs. Navy (11.15.2008)
8.	81.3	Bob Williams, at Michigan State (11.5.1949)
9.	81.5	Jimmy Clausen, vs. Washington St. (10.31.2009)
10.	80.5	Brady Quinn, at Purdue (10.1.2005)

Completion Percentage - Season (min 100 att.)

1.	67.3	Jimmy Clausen (2009)
2.	64.9	Brady Quinn (2005)
3.	61.9	Brady Quinn (2006)

4.	61.6	Kevin McDougal (1993)
5.	61.1	Ron Powulus (1997)
6.	60.9	Jimmy Clausen (2008)
7.	60.3	Steve Beuerlein (1984)
8.	59.2	Jarious Jackson (1999)

Completion Percentage - Career (min 150 att.)

1.	62.2	Jimmy Clausen (2007-)
	62.2	Kevin McDougal (1990-93)
3.	58.0	Brady Quinn (2003-06)
4.	57.5	Ron Powulus (1994-97)
5.	57.1	Jarious Jackson (1996-99)
6.	56.9	Joe Theismann (1968-70)
7.	55.6	Steve Beuerlein (1983-86)

Efficiency Rating - Season (min 50 attempts)

1.	161.4	Bob Williams (1949)
2.	158.4	Brady Quinn (2005)
3.	156.5	Jimmy Clausen (2009)
4.	155.1	John Huarte (1964)
5.	146.7	Brady Quinn (2006)

Efficiency Rating - Season (min 100 attempts)

1.	158.4	Brady Quinn (2005)
2.	156.5	Jimmy Clausen (2009)
3.	155.1	John Huarte (1964)
4.	146.7	Brady Quinn (2006)

Efficiency Rating - Career (min 100 attempts)

1.	154.4	Kevin McDougal (1990-93)
2.	134.8	Jimmy Clausen (2007-)
3.	134.4	Brady Quinn (2003-06)

Passing Yards - Game

1.	526	Joe Theismann, at USC (11.28.1970)
2.	487	Brady Quinn, vs. Michigan State (9.17.2005)
3.	467	Brady Quinn, vs. BYU (10.22.2005)
4.	452	Jimmy Clausen, vs. Navy (11.7.2009)
5.	440	Brady Quinn, at Purdue (10.1.2005)
6.	432	Brady Quinn, vs. Purdue (10.2.2004)
	432	Brady Quinn, at Stanford (11.26.2005)
8.	422	Jimmy Clausen, vs. Washington (10.3.2009)
9.	401	Jimmy Clausen, vs. Hawai'i (12.24.2008)
10.	383	Jimmy Clausen, at North Carolina (10.11.2008)

Passing Yards - Season

1.	3919	Brady Quinn (2005)
2.	3426	Brady Quinn (2006)
3.	3382	Jimmy Clausen (2009)
4.	3172	Jimmy Clausen (2008)
5.	2753	Jarious Jackson (1999)
6.	2586	Brady Quinn (2004)
7.	2529	Joe Theismann (1970)
8.	2211	Steve Beuerlein (1986)
9.	2117	Rick Mirer (1991)
10.	2078	Ron Powulus (1997)

Passing Yards - Career

1.	11762	Brady Quinn (2003-06)
2.	7808	Jimmy Clausen (2007-)
3.	7602	Ron Powulus (1994-97)
4.	6527	Steve Beuerlein (1983-86)
5.	5997	Rick Mirer (1989-92)
6.	4820	Jarious Jackson (1996-99)
7.	4411	Joe Theismann (1968-70)
8.	4152	Terry Hanratty (1966-68)
9.	4121	Joe Montana (1975-78)
10.	3650	Blair Kiel (1980-83)

Yards per Attempt - Game

1.	17.50	Jimmy Clausen, vs. Nevada (9.5.2009)	18-315
2.	15.42	Jimmy Clausen, vs. Hawai'i (12.24.2008)	26-401
3.	13.61	Jimmy Clausen, vs. Washington (10.3.2009)	31-422
4.	12.95	Carlyle Holiday, vs. Navy (11.9.2002)	21-272

Updated Notre Dame Record Book

Yards per Attempt - Season (min. 100 attempts)

1.	10.1	John Huarte (1964)	205-2062
2.	9.7	Kevin McDougal (1993)	159-1541
3.	8.6	Jimmy Clausen (2009)	395-3382

Yards per Game - Season

1.	326.6	Brady Quinn (2005)
2.	307.5	Jimmy Clausen (2009)
3.	263.5	Brady Quinn (2006)
4.	244.0	Jimmy Clausen (2008)
5.	242.9	Joe Theismann (1970)
6.	229.4	Jarius Jackson (1999)
7.	215.5	Brady Quinn (2004)
8.	209.4	Terry Hanratty (1968)
9.	201.0	Steve Beuerlein (1986)

Yards per Game - Career

1.	240.0	Brady Quinn (2003-06)
2.	229.6	Jimmy Clausen (2007-)
3.	172.7	Ron Powulus (1994-97)
4.	159.7	Terry Hanratty (1966-68)
5.	155.4	Steve Beuerlein (1983-86)
6.	152.6	Joe Montana (1975-78)
7.	152.1	Joe Theismann (1968-70)

Touchdown Passes - Game

1.	6	Brady Quinn, vs. BYU (10.22.2005)
2.	5	Jimmy Clausen, vs. Hawai'i (12.24.2008)
	5	Brady Quinn, vs. Michigan State (9.17.2005)
	5	Brady Quinn, at Michigan State (9.23.2006)
5.	4	Jimmy Clausen, vs. Nevada (9.5.2009)
	4	Brady Quinn, at Air Force (11.11.2006)
	4	Brady Quinn, vs. North Carolina (11.4.2006)
	4	Brady Quinn, vs. Washington (9.25.2004)
	4	Brady Quinn, vs. Navy (11.12.2005)
	4	Angelo Bertelli, vs. Stanford (10.10.1942)
	4	Daryle Lamonica, vs. Pittsburgh (11.10.1962)
	4	Steve Beuerlein, at USC (11.24.1986)
	4	Ron Powulus, vs. Northwestern (9.3.1994)
	4	Ron Powulus, at Purdue (9.9.1995)
	4	Ron Powulus, vs. Rutgers (11.23.1996)
	4	Jarius Jackson, vs. Arizona State (10.9.1999)
	4	Carlyle Holiday, vs. Rutgers (11.23.2002)

Touchdown Passes - Season

1.	37	Brady Quinn (2006)
2.	32	Brady Quinn (2005)
3.	25	Jimmy Clausen (2008)
4.	23	Jimmy Clausen (2009)
5.	19	Ron Powulus (1994)
6.	18	Rick Mirer (1991)
7.	17	Jarius Jackson (1999)
	17	Brady Quinn (2004)
9.	16	Bob Williams (1949)
	16	John Huarte (1964)
	16	Joe Theismann (1970)

Touchdown Passes - Career

1.	95	Brady Quinn (2003-06)
2.	55	Jimmy Clausen (2007-)
3.	52	Ron Powulus (1994-97)
4.	41	Rick Mirer (1989-92)
5.	34	Jarius Jackson (1996-99)
6.	31	Joe Theismann (1968-70)
7.	28	Angelo Bertelli (1941-43)
8.	27	Terry Hanratty (1966-68)
	27	Steve Beuerlein (1983-86)
10.	26	Bob Williams (1948-50)

Interceptions - Game

1.	7	Frank Dancewicz, vs. Army (11.11.1944)
2.	5	Terry Hanratty, USC (10.14.1967)
3.	4	Jimmy Clausen, at Boston College (11.8.2008)
	4	Brady Quinn, at Purdue (9.27.2003)

4.	Ron Powulus, at Michigan State (9.17.1994)	
4.	Steve Beuerlein, vs. Navy (11.3.1984)	
4.	Terry Hanratty, at Purdue (9.30.1967)	
4.	Terry Hanratty, at Illinois (10.21.1967)	
9.	3	13 different players

Interceptions - Season

1.	18	Joe Niemiec (1928)
	18	Steve Beuerlein (1984)
3.	17	Jimmy Clausen (2008)
4.	16	Joe Theismann (1969)
5.	15	Terry Hanratty (1967)
	15	Brady Quinn (2003)
7.	14	Jarius Jackson (1999)
	14	Joe Theismann (1970)
	13	Steve Beuerlein (1985)
10.	12	Tom Clements (1972)

Interceptions - Career

1.	44	Steve Beuerlein (1983-86)
2.	39	Brady Quinn (2003-06)
3.	35	Joe Theismann (1968-70)
4.	34	Terry Hanratty (1966-68)
5.	32	Blair Kiel (1980-83)
6.	29	Tom Clements (1972-74)
7.	27	Ron Powulus (1994-97)
8.	26	Jimmy Clausen (2007-)
9.	25	Joe Montana (1975-78)
10.	24	Ralph Guglielmi (1951-54)

Consecutive Passes Without INT - Game

1.	47	Brady Quinn, vs. BYU (9.4.2004)
2.	45	Jimmy Clausen, vs. Connecticut (11.21.2009)
	45	Brady Quinn, vs. USC (11.25.2006)
	45	Brady Quinn, vs. Ohio State (1.2.2006)
	45	Brady Quinn, vs. UCLA (10.21.2006)
6.	43	Jimmy Clausen, vs. USC (10.17.2009)
	43	Jimmy Clausen, vs. Pittsburgh (11.1.2008)
8.	42	Jimmy Clausen, at Michigan (9.12.2009)
9.	41	Brady Quinn, vs. BYU (10.22.2005)
10.	40	Jimmy Clausen, vs. Air Force (11.10.2007)
	40	Jimmy Clausen, vs. Stanford (10.4.2008)

Passes Without INT - Multiple Games (Same Season)

1.	226	Brady Quinn (MSU 2006 - Army 2006)
2.	160	Jimmy Clausen (Washington 2009 - Navy 2009)
3.	132	Jimmy Clausen (MSU 2008 - North Carolina 2008)
4.	130	Brady Quinn (USC 2005 - Navy 2005)
5.	126	Carlyle Holiday (Pittsburgh 2002 - Rutgers 2002)

Passes Without INT - Multiple Games (Multiple Seasons)

1.	147	Jimmy Clausen (USC 2008 - Purdue 2009)
2.	143	Brady Quinn (Stanford 2005 - Michigan 2006)

Lowest INT Percentage - Season

1.	0.80	Matt LoVecchio (2000)	1 of 125
2.	1.01	Jimmy Clausen (2009)	4 of 395
3.	1.50	Brady Quinn (2006)	7 of 467
4.	1.55	Brady Quinn (2005)	7 of 450
5.	1.72	Ron Powulus (1996)	4 of 232
6.	1.94	Carlyle Holiday (2002)	5 of 257
7.	2.16	Rick Slager (1975)	3 of 139
8.	2.34	Ron Powulus (1997)	7 of 298

Lowest INT Percentage - Career

1.	2.43	Brady Quinn (2003-06)	39 of 1602
2.	2.50	Jimmy Clausen (2007-)	27 of 1080
3.	2.78	Ron Powulus (1994-97)	27 of 969
4.	2.99	Carlyle Holiday (2001-04)	12 of 401
5.	3.29	Rick Mirer (1989-92)	23 of 698
6.	3.33	Kevin McDougal (1990-93)	6 of 180
7.	3.91	Jarius Jackson (1996-99)	21 of 536

RECEIVING

Receptions - Game

1.	14	Maurice Stovall, vs. BYU (10.22.2005)
2.	13	Jim Seymour, vs. Purdue (9.24.1966)
3.	12	Tom Gatewood, vs. Purdue (9.26.1970)
	12	Bobby Brown, at Pittsburgh (11.13.1999)
5.	11	Golden Tate, vs. Boston College (10.24.2009)
	11	Jim Kelly, vs. Pittsburgh (11.10.1962)
7.	10	Michael Floyd, vs. Navy (11.7.2009)
	10	Michael Floyd, vs. Pittsburgh (11.1.2008)
	10	Arnaz Battle, vs. Pittsburgh (10.12.2002)
	10	Arnaz Battle, vs. NC State (1.1.2003)
	10	Tom Gatewood, at USC (11.28.1970)
	10	Tom Gatewood, vs. Michigan State (10.4.1969)
	10	Jim Seymour, at Michigan State (10.26.1968)
	10	Rhema McKnight, vs. Purdue (9.30.2006)

Receptions - Season

1.	83	Golden Tate (2009)
2.	78	Jeff Samardzija (2006)
3.	77	Tom Gatewood (1970)
	77	Jeff Samardzija (2005)
5.	69	Maurice Stovall (2005)
6.	67	Rhema McKnight (2006)
7.	60	Jack Snow (1964)
8.	58	Golden Tate (2008)
	58	Arnaz Battle (2002)
10.	56	Darius Walker (2006)

Receptions - Career

1.	179	Jeff Samardzija (2003-06)
2.	170	Rhema McKnight (2002-06)
3.	157	Tom Gatewood (1969-71)
4.	147	Golden Tate (2007-)
5.	138	Jim Seymour (1966-68)
6.	137	Tim Brown (1984-87)
7.	130	Maurice Stovall (2002-05)
8.	129	Derrick Mayes (1992-95)
9.	128	Ken MacAfee (1974-77)
10.	120	Tony Hunter (1979-82)

Receptions - Season (Tight End)

1.	54	Ken MacAfee (1977)
2.	47	John Carlson (2006)
	47	Anthony Fasano (2005)
4.	42	Tony Hunter (1982)
5.	40	John Carlson (2007)
6.	34	Ken MacAfee (1976)
7.	33	Kyle Rudolph (2009)
8.	32	Mark Bavaro (1984)
9.	29	Kyle Rudolph (2008)
10.	28	Tony Hunter (1981)

Receptions - Career (Tight End)

1.	128	Ken MacAfee (1974-77)
2.	100	John Carlson (2004-07)
3.	92	Anthony Fasano (2003-05)
4.	70	Tony Hunter (1979-82)*
5.	62	Kyle Rudolph (2008-)
	62	Derek Brown (1988-91)
	62	Dean Masztak (1978-81)
8.	55	Mark Bavaro (1981-84)

*played TE only in 1981-82

Receptions - Season (Running Back)

1.	56	Darius Walker (2006)
2.	50	Armando Allen (2008)
3.	43	Darius Walker (2005)
4.	37	Bob Gladieux (1968)
5.	30	Autry Denson (1997)
6.	29	Joseph Heap (1952)
7.	28	Armando Allen (2009)
	28	Allen Pinkett (1983)
9.	25	Marc Edwards (1995)
	25	Mark Green (1986)

Updated Notre Dame
Record Book

ALL-PURPOSE YARDS

Game	Total	Rush	Rec.	PR	KR	Year (Opponent)
1. Willie Maher	361	107	-	80	174	1923 (Kalamazoo)
2. George Gipp	357	150	-	50	157	1920 (Army)
3. Tim Brown	294	15	126	21	132	1987 (Boston College)
4. Tim Brown	284	19	184	-	81	1986 (Navy)
5. Jim Seymour	276	-	276	-	-	1966 (Purdue)
6. Golden Tate	275	31	244	-	-	2009 (Washington)
Tim Brown	275	-4	72	150	57	1987 (Michigan State)
8. Raghib Ismail	268	100	24	-	144	1990 (Miami, Fla.)
9. Vagas Ferguson	263	255	8	-	-	1978 (Georgia Tech)
10. Phil Carter	257	254	3	-	-	1980 (Michigan State)

Season	Total	Rush	Rec.	PR	KR	Year
1. Tim Brown*	1937	254	910	75	698	1986
2. Tim Brown	1847	144	846	401	456	1987
3. Golden Tate	1754	37	1080	116	521	2008
4. Raghib Ismail	1723	537	699	151	336	1990
5. Golden Tate	1696	171	1295	168	62	2009
6. Allen Pinkett	1682	1394	288	-	-	1983
7. Darius Walker	1658	1267	391	-	-	2006
8. Raghib Ismail	1628	478	535	502	113	1989
9. Autry Denson	1627	1179	111	196	141	1996
10. Autry Denson	1604	1268	175	68	93	1997

*Brown also holds season per game record at 176.1 (1937 in 11)

Career	Total	Rush	Rec.	PR	KR	Years
1. Julius Jones	5462	3108	250	426	1678	1999-2003
2. Autry Denson	5327	4318	432	273	304	1995-98
3. Allen Pinkett*	5259	4131	774	-	354	1982-85
4. Tim Brown	5024	442	2493	476	1613	1984-87
5. Raghib Ismail	4187	1015	1565	336	1271	1988-90
6. Darius Walker	4065	3249	816	-	-	2004-06
7. Golden Tate	3911	212	2506	284	909	2007-
8. Vagas Ferguson	3838	3742	366	-	-	1976-79
9. Armando Allen	3638	1630	695	66	1247	2007-
10. Johnny Lattner	3116	1724	581**	307	376	1951-53

*also holds career per-game record at 122.3 (5259 in 43)

**includes 128 interception return yards

Receptions - Career (Running Back)

1. 109 Darius Walker (2004-06)
2. 102 Armando Allen (2007-)
3. 73 Allen Pinkett (1982-85)
72 Bob Gladieux (1966-68)
5. 71 Joseph Heap (1951-54)
6. 61 Mark Green (1985-88)
7. 53 Autry Denson (1995-98)
8. 52 Jim Morse (1954-56)
9. 46 Marc Edwards (1993-96)
10. 44 Nick Eddy (1964-66)

Receiving Yards - Game

1. 276 Jim Seymour, vs. Purdue (9.24.1966)
2. 244 Golden Tate, vs. Washington (10.3.2009)
3. 217 Jack Snow, at Wisconsin (9.26.1964)
4. 208 Bobby Brown, at Pittsburgh (11.13.1999)
208 Jim Morse, at USC (11.26.1955)
6. 207 Maurice Stovall, vs. BYU (10.22.2005)
7. 192 Tom Gatewood, vs. Purdue (9.26.1970)
8. 191 Jeff Samardzija, at Stanford (11.26.2005)
9. 189 Michael Floyd, vs. Nevada (9.5.2009)
10. 184 Tim Brown, vs. Navy (11.1.1986)

Receiving Yards - Season

1. 1295 Golden Tate (2009)
2. 1249 Jeff Samardzija (2005)
3. 1149 Maurice Stovall (2005)
4. 1123 Tom Gatewood (1970)
5. 1114 Jack Snow (1964)

6. 1080 Golden Tate (2008)

7. 1017 Jeff Samardzija (2006)
8. 910 Tim Brown (1986)
9. 907 Rhema McKnight (2006)
10. 881 Derrick Mayes (1995)

Receiving Yards - Career

1. 2593 Jeff Samardzija (2003-06)
2. 2512 Derrick Mayes (1992-95)
3. 2506 Golden Tate (2007-)
4. 2493 Tim Brown (1984-87)
5. 2283 Tom Gatewood (1969-71)
6. 2277 Rhema McKnight (2002-06)
7. 2195 Maurice Stovall (2002-05)
8. 2113 Jim Seymour (1966-68)
9. 1897 Tony Hunter (1979-82)
10. 1759 Ken MacAfee (1974-77)

Receiving Yards - Season (Running Back)

1. 442 Jim Morse (1956)
442 Bob Gladieux (1968)
3. 424 Jim Morse (1955)
4. 407 Joseph Heap (1952)
5. 391 Darius Walker (2006)
6. 369 Joseph Heap (1954)
7. 361 Marc Edwards (1995)
8. 355 Armando Allen (2008)
9. 352 Nick Eddy (1964)
10. 351 Darius Walker (2005)

Receiving Yards - Career (Running Back)

1. 1137 Joseph Heap (1951-54)
2. 947 Bob Gladieux (1966-68)
3. 902 Jim Morse (1954-56)
4. 816 Darius Walker (2004-06)
5. 774 Allen Pinkett (1982-85)
6. 708 Nick Eddy (1964-66)
7. 695 Armando Allen (2007-)
8. 616 Bob Scarpitto (1958-60)
9. 613 John Lattner (1951-53)
10. 611 Mark Green (1985-88)

Yards per Reception - Game (min. 4 rec.)

1. 47.3 Michael Floyd, vs. Nevada (9.5.2009)	4 for 189
2. 41.6 Jim Morse, at USC (11.26.1955)	5 for 208
3. 31.8 Golden Tate, vs. Michigan (9.13.2008)	4 for 127
4. 30.3 John Carlson, at Michigan State (9.23.2006)	4 for 121
30.3 Rhema McKnight, at Boston College (10.25.2003)	4 for 121
6. 29.5 Golden Tate, vs. Hawai'i (12.24.2008)	6 for 177
29.5 Jeff Samardzija, vs. North Carolina (11.4.2006)	6 for 177
8. 27.1 Golden Tate, vs. Washington (10.3.2009)	9 for 244
9. 26.3 Tim Brown, vs. Navy (11.1.1986)	7 for 184
10. 26.2 Tony Hunter, vs. USC (10.20.1979)	5 for 131

Receiving Yards per Game - Season

1. 123.1 Jim Seymour (1966)
2. 117.7 Golden Tate (2009)
3. 112.3 Tom Gatewood (1970)
4. 104.1 Jeff Samardzija (2005)

Receiving Yards per Game - Career

1. 84.1 Michael Floyd (2008-)
2. 81.3 Jim Seymour (1966-68)
3. 76.1 Tom Gatewood (1969-71)

Games with 100 Yards - Season

1. 8 Golden Tate (2009)
8 Tom Gatewood (1970)
3. 6 Maurice Stovall (2005)
4. 5 Michael Floyd (2009)
5 Golden Tate (2008)
5 Jeff Samardzija (2005)
7. 4 Michael Floyd (2008)
4 Jeff Samardzija (2006)
4 Tom Gatewood (1969)
10. 3 Michael Floyd (2009)
3 Arnaz Battle (2002)
3 Derrick Mayes (1994)
3 Derrick Mayes (1995)
3 Rhema McKnight (2006)

Games with 100 Yards - Career

1. 14 Golden Tate (2007-)
2. 13 Tom Gatewood (1969-71)
3. 9 Michael Floyd (2008-)
9 Derrick Mayes (1992-95)
9 Jeff Samardzija (2003-06)
6. 7 Maurice Stovall (2002-05)
7. 6 Jim Seymour (1966-68)
6 Tim Brown (1984-87)
9. 5 Rhema McKnight (2002-06)
10. 4 Jack Snow (1962-64)
4 Tony Smith (1989-91)
4 Malcolm Johnson (1995-98)

Touchdown Receptions - Game

1. 4 Maurice Stovall, vs. BYU (10.22.2005)
2. 3 Michael Floyd, vs. Nevada (9.5.2009)
3 Golden Tate, vs. Hawai'i (12.24.2008)
3 Eddie Anderson, at Northwestern (11.20.1920)
3 Bill Barrett, vs. North Carolina (11.12.1949)
3 Jim Mutscheller, vs. Michigan State (10.28.1950)
3 Jim Kelly, vs. Pittsburgh (11.10.1962)
3 Jim Seymour, vs. Purdue (9.24.1966)

**Updated Notre Dame
Record Book**

SCORING

Season	Year	TD	PAT	FG	PTS	
1.	Jerome Bettis	1991	20	0	0	120
2.	Allen Pinkett	1983	18	1	0	110
3.	Allen Pinkett	1984	18	0	0	108
4.	Louis (Red) Salmon	1903	15	30	0	105
5.	Vagas Ferguson	1979	17	0	0	102
6.	Golden Tate	2009	15	0	0	90
	Autry Denson	1998	15	0	0	90
8.	Craig Hentrich	1990	0	41	16	89
9.	Kevin Pendergast	1993	0	45	14	87
10.	John Carney	1986	0	24	21	87

3	Tom Gatewood, vs. Purdue (9.26.1970)
3	Jeff Samardzija, vs. Michigan State (9.17.2005)
3	Maurice Stovall, vs. Navy (11.12.2005)

Touchdown Receptions - Season

1.	15	Rhema McKnight (2006)
	15	Jeff Samardzija (2005)
3.	12	Golden Tate (2009)
	12	Jeff Samardzija (2006)
5.	11	Derrick Mayes (1994)
	11	Maurice Stovall (2005)
7.	10	Golden Tate (2008)
8.	9	Jack Snow (1964)
9.	8	Jim Seymour (1966)
	8	Tom Gatewood (1969)

Touchdown Receptions - Career

1.	27	Jeff Samardzija (2003-06)
2.	23	Golden Tate (2007-)
3.	22	Derrick Mayes (1992-95)
	22	Rhema McKnight (2002-06)
5.	19	Tom Gatewood (1969-71)
6.	18	Maurice Stovall (2002-05)
7.	16	Jim Seymour (1966-68)
8.	15	Ken MacAfee (1974-77)
9.	14	Michael Floyd (2008-)
10.	12	Tim Brown (1984-87)
	12	Bobby Brown (1996-99)

Touchdown Receptions - Season (RB)

1.	5	Joseph Heap (1953)
2.	4	Bob Scarpitto (1959)
	4	Coley O'Brien (1968)
4.	3	Jim Morse (1954)
	3	Jim Morse (1955)
	3	Ray Zellars (1993)
	3	Marc Edwards (1995)
	3	Tony Fisher (2000)
9.	2	17 different players (Armando Allen, 2008)

TOTAL OFFENSE**Total Plays - Season**

1.	549	Brady Quinn (2006)
2.	520	Brady Quinn (2005)
3.	494	Jimmy Clausen (2008)
4.	456	Jarius Jackson (1999)
5.	451	Jimmy Clausen (2009)
6.	407	Brady Quinn (2004)
7.	391	Joe Theismann (1970)
8.	380	Brady Quinn (2003)
9.	350	Carlisle Holiday (2002)
10.	344	Ron Powulus (1997)

Total Plays - Career

1.	1856	Brady Quinn (2003-06)
2.	1252	Jimmy Clausen (2007-)
3.	1201	Ron Powulus (1994-97)
4.	1027	Steve Beuerlein (1983-86)
5.	951	Rick Mirer (1989-92)
6.	892	Allen Pinkett (1982-85)

7.	807	Joe Theismann (1968-70)
8.	787	Jarius Jackson (1996-99)
9.	774	Blair Kiel (1980-83)
10.	760	Tom Clements (1972-74)

Yards - Game

1.	512-71	Joe Theismann, vs. USC (11.28.1970)
2.	479-67	Brady Quinn, vs. Michigan State (9.17.2005)
3.	463-40	Brady Quinn, at Purdue (10.1.2005)
4.	457-45	Brady Quinn, vs. BYU (10.22.2005)
5.	453-44	Brady Quinn, at Stanford (11.26.2005)
6.	447-56	Jimmy Clausen, vs. Navy (11.7.2009)
7.	425-58	Brady Quinn, vs. Purdue (10.2.2004)
8.	420-75	Terry Hanratty, vs. Purdue (9.30.1967)

Yards - Season

1.	4009	Brady Quinn (2005)
2.	3497	Brady Quinn (2006)
3.	3302	Jimmy Clausen (2009)
4.	3217	Jarius Jackson (1999)
5.	3099	Jimmy Clausen (2008)
6.	2813	Joe Theismann (1970)
7.	2582	Brady Quinn (2004)
8.	2423	Rick Mirer (1991)
9.	2246	Steve Beuerlein (1986)
10.	2114	Joe Montana (1978)

Yards - Career

1.	11944	Brady Quinn (2003-06)
2.	7479	Ron Powulus (1994-97)
3.	7468	Jimmy Clausen (2007-)
4.	6691	Rick Mirer (1989-92)
5.	6459	Steve Beuerlein (1983-86)
6.	5777	Jarius Jackson (1996-99)
7.	5432	Joe Theismann (1968-70)
8.	4882	Tony Rice (1986-89)
9.	4738	Terry Hanratty (1966-68)
10.	4664	Tom Clements (1972-74)

Yards per Attempt - Game

1.	15.8	Jimmy Clausen, vs. Nevada (9.5.2009)	20 for 316
2.	14.1	Jimmy Clausen, vs. Hawai'i (12.24.2008)	28 for 395
3.	13.7	John Huarte, vs. Navy (10.31.1964)	20 for 273

Yards per Game - Season

1.	334.1	Brady Quinn (2005)
2.	300.2	Jimmy Clausen (2009)
3.	281.3	Joe Theismann (1970)
4.	269.0	Brady Quinn (2006)
5.	268.1	Jarius Jackson (1999)
6.	249.3	Terry Hanratty (1968)
7.	238.4	Jimmy Clausen (2008)
8.	215.3	Brady Quinn (2004)
9.	204.2	Steve Beuerlein (1986)

Yards per Game - Career

1.	243.8	Brady Quinn (2003-06)
2.	219.6	Jimmy Clausen (2007-)
3.	187.3	Joe Theismann (1968-70)
4.	182.2	Terry Hanratty (1966-68)

5.	159.3	Rick Mirer (1989-92)
6.	153.8	Steve Beuerlein (1983-86)

SCORING**Points Responsibility - Season**

1.	234	Brady Quinn (2006); 2 rush TDs, 37 pass TDs
2.	198	Brady Quinn (2005); 1 rush TD, 32 pass TDs
3.	162	Rick Mirer (1991); 9 rush TDs, 18 pass TDs
4.	156	Jimmy Clausen (2009); 23 pass TDs, 3 rush TD
5.	150	Jimmy Clausen (2008); 25 pass TDs
6.	146	Jarius Jackson (1999); 7 rush TDs, 17 pass TDs, 1 two-point
7.	130	Ron Powulus (1994); 2 rush TDs, 19 pass TDs, 2 two-point
8.	126	Ron Mohardt (1921); 12 rush TDs, 9 pass TDs
9.	124	Joe Theismann (1970); 4 rush TDs, 16 pass TDs, 2 two-point
10.	120	Brady Quinn (2004); 3 rush TDs, 17 pass TDs

Points Responsibility - Career

1.	606	Brady Quinn (2003-06); 6 rush TDs, 95 pass TDs
2.	360	Jimmy Clausen (2007-); 5 rush TDs, 55 pass TDs
3.	350	Rick Mirer (1989-92); 17 rush TDs, 41 pass TDs, 1 two-point
4.	338	Ron Powulus (1994-97); 3 rush TDs, 52 pass TDs, 3 two-point
5.	326	Allen Pinkett (1982-85); 53 rush TDs, 1 pass TD, 1 two-point
6.	290	Jarius Jackson (1996-99); 15 rush TDs, 34 pass TDs, 2 two-point, 1 KR TD

Points Responsibility per Game - Season

1.	18.0	Brady Quinn (2006)	234 in 13
2.	16.5	Brady Quinn (2005)	198 in 12
3.	14.2	Jimmy Clausen (2009)	156 in 11
4.	13.5	Rick Mirer (1992)	162 in 12
5.	12.4	Joe Theismann (1970)	124 in 10
6.	12.1	Jarius Jackson (1999)	146 in 12
7.	11.82	Ron Powulus (1994)	130 in 11
8.	11.8	John Huarte (1964)	118 in 10

Points Responsibility per Game - Career

1.	12.4	Brady Quinn (2003-06)	606 in 49
2.	10.6	Jimmy Clausen (2007-)	360 in 34
3.	10.2	Terry Hanratty (1966-68)	264 in 26

DEFENSIVE**Tackles - Season - Freshman**

1.	82	Bob Golic (1975)
2.	68	Ross Browner (1973)
3.	62	Mike Kovaleski (1983)
4.	57	Randy Harrison (1974)
5.	53	Manti Te'o (2009)
6.	47	Kory Minor (1995)
	47	*Steve Niehaus (1972)
8.	45	Ian Williams (2007)
9.	43	Mark Zavagnin (1979)
	43	Tim Marshall (1980)

* played just four games before injury ended season

Tackles - Season - Defensive Back

1.	110	Kyle McCarthy (2008)
2.	98	Chinedum Ndukwe (2006)
3.	97	David Bruton (2008)
4.	92	Steve Lawrence (1985)
5.	91	A'Jani Sanders (1999)
6.	90	Kyle McCarthy (2009)
7.	85	David Bruton (2007)
8.	81	Brian Magee (1994)
	81	Glenn Earl (2002)
10.	80	Jim Browner (1976)
	80	Tom Zbikowski (2007)

Tackles - Career - Defensive Back

1.	300	Tom Zbikowski (2004-07)
2.	229	Kyle McCarthy (2005-)
3.	228	Jim Browner (1976-78)
4.	225	A'Jani Sanders (1996-99)
5.	214	David Bruton (2005-08)
6.	206	Brian Magee (1992-95)

Updated Notre Dame
Record Book

- 7. 203 Deke Cooper (1997-99)
- 8. 189 Jeff Burris (1991-93)
- 9. 184 Stacey Toran (1980-83)
- 184 John Covington (1990-93)

Passes Broken Up - Season

- 1. 13 Clarence Ellis (1969)
- 2. 12 Dave Waymer (1978)
- 3. 11 Raeshon McNeil (2008)
- 11 Tom Schoen (1967)
- 11 Luther Bradley (1973)
- 6. 10 Dennis Phillips (1963)
- 10 Tony Carey (1964)
- 10 Tom Longo (1964)
- 10 David Martin (1966)
- 10 Thomas O'Leary (1966)
- 10 Ralph Stepaniak (1969)

Passes Broken Up - Career

- 1. 32 Clarence Ellis (1969-71)
- 2. 27 Luther Bradley (1973-77)
- 3. 25 Shane Walton (1999-02)
- 4. 22 Dave Waymer (1976-79)
- 5. 20.5 Todd Lyght (1987-90)
- 6. 20 Ralph Stepaniak (1969-71)
- 7. 19 Thomas O'Leary (1965-67)
- 8. 18 Vontez Duff (2000-03)
- 9. 16 Dave Duerson (1979-82)
- 10. 15 Darrin Walls (2006-)
- 15 Mike Richardson (2002-06)

SPECIAL TEAMS

Field Goals - Game

- 1. 5 Nick Tausch, vs. Washington (10.3.2009)
- 5 Nicholas Setta, vs. Washington St. (9.6.2003)
- 5 Nicholas Setta, vs. Maryland (Aug.31.2002)
- 5 Craig Henrich, vs. Miami (10.20.1990)
- 5. 4 Brandon Walker, vs. Pittsburgh (11.1.2008)
- 4 D.J. Fitzpatrick, vs. BYU (11.15.2003)
- 4 Reggie Ho, vs. Michigan (9.10.1988)
- 4 John Carney, vs. SMU (11.8.1986)
- 4 John Carney, at Michigan (9.14.1985)
- 4 Harry Oliver, vs. Miami (10.11.1980)
- 4 Harry Oliver, at Michigan State (10.4.1980)
- 4 Chuck Male, at Michigan (9.15.1979)

Field Goals - Season (min. 20 attempts)

- 1. 21-28 John Carney (1986)
- 2. 19-22 Mike Johnston (1982)
- 3. 18-23 Harry Oliver (1980)
- 18-22 John Carney (1985)
- 5. 14-17 Nick Tausch (2009)
- 14-24 Brandon Walker (2008)
- 14-25 Nicholas Setta (2002)
- 8. 12-21 Mike Johnston (1983)

Most Consecutive Field Goals - Season

- 1. 14 Nick Tausch (2009)
- 2. 13 Mike Johnston (1982)

Most Consecutive Field Goals - Career

- 1. 14 Nick Tausch (Michigan 2009 – Washington St. 2009)
- 2. 13 Mike Johnston (Michigan 1982 – Oregon 1982)
- 3. 10 John Carney (Navy 1984 – Michigan 1985)
- 4. 9 Nicholas Setta (USC 2000 – USC 2001)
- 9 Nicholas Setta (Washington St. 2003 – Purdue 2003)
- 9 D.J. Fitzpatrick (Navy 2003 – BYU 2004)
- 7. 8 Chuck Male (Miami 1978 – Georgia Tech 1978)
- 8 Chuck Male (Michigan 1979 – Michigan State 1979)
- 8 John Carney (Air Force 1986 – Penn State 1986)

Field Goal Attempts - Season

- 1. 28 John Carney (1986)
- 2. 25 Nicholas Setta (2002)
- 3. 24 Brandon Walker (2008)
- 4. 23 Harry Oliver (1980)
- 5. 22 John Carney (1985)
- 22 Mike Johnston (1982)
- 7. 21 Mike Johnston (1983)

Consecutive Extra Points

- 1. 136 Craig Henrich (9.30.1989 vs. Purdue to 9.26.1992 vs. Purdue)
- 2. 92 Nicholas Setta (10.7.2000 vs. Stanford to 10.11.2003 at Pittsburgh)
- 3. 62 Bob Thomas (11.6.1971 vs. Pittsburgh to 10.23.1973 vs. Army)
- 4. 61 D.J. Fitzpatrick (11.6.2004 at Tennessee to 11.26.2005 at Stanford)
- 5. 60 Brandon Walker (10.6.07 at UCLA to current)
- 6. 53 Mike Johnson (10.18.1980 vs. Army to 11.19.1983 vs. Air Force)
- 7. 35 Ted Gradel (11.8.1986 vs. SMU to 11.28.1987 vs. Miami)

Extra Points Percentage - Season (min. 20 made)

- 1. 1.000 Craig Henrich (1991) 48-48
- 1.000 Craig Henrich (1990) 41-41
- 1.000 Brandon Walker (2008) 39-39
- 1.000 Bob Thomas (1972) 34-34
- 1.000 Ted Gradel (1987) 33-33
- 1.000 Nicholas Setta (2002) 32-32
- 1.000 Stefan Schroffner (1994) 30-30
- 1.000 John Carney (1984) 25-25
- 1.000 Nicholas Setta (2001) 23-23
- 10. .978 Nicholas Setta (2000) 44-45
- .978 Craig Henrich (1989) 44-45

Extra Points Percentage - Career (min. 50 made)

- 1. 99.0 Nicholas Setta (2000-03) 104-105
- 2. 98.4 Brandon Walker (2007-) 61-62
- 3. 98.3 Craig Henrich (1989-92) 177-180
- 4. 98.1 Mike Johnston (1980-83) 53-54
- 5. 97.0 Bob Thomas (1971-73) 98-101
- 6. 96.3 D.J. Fitzpatrick (2002-05) 103-107

Points by Kicking - Game (FGs, PATs)

- 1. 17 Nick Tausch, vs. Washington (10.3.2009) 5-2
- 17 Nicholas Setta, vs. Washington St. (9.6.2003) 5-2
- 17 Craig Henrich, vs. Miami (10.20.1990) 5-2
- 4. 16 Nicholas Setta, vs. Maryland (8.31.2002) 5-1
- 5. 15 Brandon Walker, vs. Pittsburgh (11.1.2008) 4-3

Points by Kicking - Season

- 1. 89 Craig Henrich (1990) 16fg, 41xp
- 2. 87 Kevin Pendergast (1993) 14fg, 45xp
- 87 John Carney (1986) 21fg, 24 xp
- 4. 85 D.J. Fitzpatrick (2005) 11fg, 52xp
- 5. 81 Brandon Walker (2008) 14fg, 39xp
- 6. 76 John Carney (1984) 25fg, 17xp
- 76 Mike Johnston (1982) 19fg, 19xp
- 8. 74 Nicholas Setta (2002) 14fg, 32xp
- 74 Craig Henrich (1992) 10fg, 44xp

Kickoff Returns - Game

- 1. 8-157 George Gipp, vs. Army (10.30.1920)
- 2. 7-163 Julius Jones, vs. Pittsburgh (11.13.1999)
- 3. 6-129 Theo Riddick, vs. Washington (10.3.2009)
- 6-117 Armando Allen, vs. Air Force (11.10.2007)
- 6-95 Mark McLane, vs. USC (11.30.1974)
- 6-112 Lack Landry, vs. Michigan State (11.10.1951)

Kickoff Returns - Season

- 1. 33-704 Armando Allen (2007)
- 2. 31-727 Theo Riddick (2009)
- 3. 26-521 Golden Tate (2008)
- 26-603 Julius Jones (1999)
- 5. 25-698 Tim Brown (1986)
- 6. 23-512 Tony Driver (1998)
- 23-456 Tim Brown (1987)
- 8. 21-543 Armando Allen (2008)
- 9. 20-570 Allen Rossum (1997)
- 20-502 Raghbi Ismail (1989)

Kickoff Returns - Career

- 1. 72-1678 Julius Jones (1999-2001, '03)
- 2. 69-1613 Tim Brown (1984-87)
- 3. 54-1247 Armando Allen (2007-)
- 4. 49-1079 Jim Stone (1977-80)
- 5. 47-1230 Vontez Duff (2000-03)
- 47-1083 Tony Driver (1997-2000)
- 7. 46-1271 Raghbi Ismail (1988-90)
- 8. 44-909 Golden Tate (2007-)
- 9. 32-739 Terry Eurick (1974-77)
- 10. 31-727 Theo Riddick (2009-)

Kickoff Return Yards - Season

- 1. 727-31 Theo Riddick (2009)
- 2. 704-33 Armando Allen (2007)
- 3. 698-25 Tim Brown (1986)
- 4. 603-26 Julius Jones (1999)
- 5. 570-20 Allen Rossum (1997)
- 6. 543-21 Armando Allen (2008)
- 7. 526-19 Vontez Duff (2002)
- 8. 521-26 Golden Tate (2008)
- 9. 512-23 Tony Driver (1998)
- 10. 502-20 Raghbi Ismail (1989)

Kickoff Return Yards - Career

- 1. 1678-72 Julius Jones (1999-2001, '03)
- 2. 1613-69 Tim Brown (1984-87)
- 3. 1271-46 Raghbi Ismail (1988-90)
- 4. 1247-54 Armando Allen (2007-)
- 5. 1230-47 Vontez Duff (2000-03)
- 6. 1083-47 Tony Driver (1997-2000)
- 7. 1079-49 Jim Stone (1977-80)
- 8. 909-44 Golden Tate (2007-)
- 9. 891-29 Allen Rossum (1994-97)
- 10. 778-30 Emmett Mosley (1993-96)
- 778-27 Clint Johnson (1990-93)

Total Kick/Punt Return Yards - Season

- 1. 911 Vontez Duff (2002) 526 KR, 385 PR
- 2. 857 Tim Brown (1987) 456 KR, 401 PR
- 3. 798 Julius Jones (1999) 603 KR, 195 PR
- 4. 773 Tim Brown (1986) 698 KR, 75 PR
- 5. 727 Theo Riddick (2009) 727 KR, 0 PR
- 6. 704 Armando Allen (2007) 704 KR, 0 PR
- 7. 653 Allen Rossum (1997) 570 KR, 83 PR
- 8. 637 Golden Tate (2008) 521 KR, 116 PR
- 9. 615 Raghbi Ismail (1989) 502 KR, 113 PR
- 10. 609 Armando Allen (2008) 543 KR, 66 PR

Total Kick/Punt Return Yards - Career

- 1. 2104 Julius Jones (1999-2003) 1678 KR, 426 PR
- 2. 2089 Tim Brown (1984-87) 1613 KR, 476 PR
- 3. 1955 Vontez Duff (2000-03) 1230 KR, 725 PR
- 4. 1607 Raghbi Ismail (1988-90) 1271 KR, 336 PR
- 5. 1318 Allen Rossum (1994-97) 891 KR, 427 PR
- 6. 1313 Armando Allen (2007-) 1247 KR, 66 PR
- 7. 1193 Golden Tate (2007-) 909 KR, 284 PR
- 8. 1083 Tony Driver (1997-00) 1083 KR, 0 PR
- 9. 1079 Jim Stone (1977-80) 1079 KR, 0 PR

3 MICHAEL FLOYD

St. Paul, Minn. (Cretin-Derham Hall)
Birthdate: 11-27-89



Wide Receiver

50

6-3

220

Floyd's Career Highs

Receptions – 10, twice

Longest Reception – 88, Nevada (9.5.09)

Carries – 1, Navy (11.7.09)

Longest Rush – 8, Navy (11.7.09)

Receiving Yards – 189, Nevada (9.5.09)

Receiving TDs – 3, Nevada (9.5.09)

Rushing Yards – 8, Navy (11.7.09)

Floyd's Season Highs

Receptions – 10, Navy (11.7)

Longest Reception – 88, Nevada (9.5)

Carries – 1, Navy (11.7)

Longest Rush – 8, Navy (11.7)

Receiving Yards – 189, Nevada (9.5)

Receiving TDs – 3, Nevada (9.5)

Rushing Yards – 8, Navy (11.7)

Floyd's Career Receiving Stats

Year	G-S	Rec	Yds	TD	LG	Rec/G	Avg/C	Avg/G
2008	11-10	48	719	7	51	4.4	15.0	65.4
2009	6-6	38	710	7	88	6.3	18.7	118.3
Total	17-16	86	1429	14	88	5.1	16.6	84.1

Floyd's Game-by-Game

2009	Rec	Yds	Avg	TD	LG
*NEV (9.5)	4	189	47.3	3	88
*at UM (9.12)	7	131	18.7	1	37
*MSU (9.19)	2	38	19.0	1	22
at PUR (9.26)					DNP - injury
WASH (10.3)					DNP - injury
USC (10.17)					DNP - injury
BC (10.24)					DNP - injury
vs. WSU (10.31)					DNP - injury
*NAVY (11.7)	10	141	14.1	1	23
*at PITT (11.14)	7	107	15.3	0	45
*UCONN (11.21)	8	104	13.0	1	23
at STAN (11.28)					

* - games started

Awards & Honors

► Irish Leadership Committee

► CFPA Performer of the Week (9.6)

► Lindy's #20 WR

► CFPA Honorable Mention (9.13)

Tidbits

► Floyd led all FBS wideouts in the nation with a 29.09 yards per catch average and was tied for the nation's lead in receiving touchdowns with four (among NCAA qualifying receivers) before suffering a broken collarbone in the second quarter of Notre Dame's 33-30 victory over Michigan State.

► Floyd also ranked among the top FBS receivers in the nation in receiving yards per game (160.0, 2nd), total receiving yards (320, 2nd) and receptions per game (5.5, 40th) prior to the injury.

► While Floyd has not played in enough games in 2009 to be eligible for the NCAA season rankings, he is listed on the active career charts in receiving yards per game and receptions per game. Floyd's 84.1 yards receiving per game ranks second-best among active FBS receivers (trailing only Dez Bryant of Oklahoma State, 86.6). Floyd's 5.1 catches per game ranks 12th-best along active FBS receivers.

Category	#	NCAA Rank	Category	#	NCAA Rank
Receiving Yards/Game	84.1	2nd	Receptions/Game	5.1	12th

► Floyd has played in 17 career games, and in two of them (at Navy in 2008 and vs. Michigan State in 2009), he missed most of the action following an injury. Yet, Floyd has nine career 100-yard receiving games over the other 15 games played.

► Floyd has registered 12 receptions of at least 20 yards in 22 quarters of play this season.

► Floyd opened the season with 320 receiving yards over the first two games, including 189 and three touchdowns against Nevada in the season opener. He was then injured in the second quarter of the third game and proceeded to miss the next five games with a broken collarbone, but he has not missed a beat since returning for the Navy game.

► Floyd has surpassed the 100-yard receiving mark in all three contests (Navy, 141; Pittsburgh, 107; UConn, 104). He has played in six games, five full games and has 100 or more yards in each of those five games. Floyd's five 100-yard receiving games is tied for fourth in single-season history, while his nine career 100-yard receiving games rank tied for third best (Floyd has played in 17 games over career).

Games with 100 Yards - Season

1. Tom Gatewood, Jr.	8 (1970)
Golden Tate, Jr.	8 (2009)
3. Maurice Stovall, Sr.	6 (2005)
4. Michael Floyd, So.	5 (2009)
Golden Tate, So.	5 (2008)
Jeff Samardzija, Jr.	5 (2005)
7. Michael Floyd, Fr.	4 (2008)
Jeff Samardzija, Sr.	4 (2006)
Tom Gatewood, So.	4 (1969)

Games with 100 Yards - Career

1. Golden Tate	14 (2007-)
2. Tom Gatewood	13 (1969-71)
3. Michael Floyd	9 (2008-)
Derrick Mayes	9 (1992-95)
Jeff Samardzija	9 (2003-06)
6. Maurice Stovall	7 (2002-05)
7. Jim Seymour	6 (1966-68)
Tim Brown	6 (1984-87)

► Floyd's 14 career touchdown passes rank ninth on the Irish all-time touchdown receptions list.

Touchdown Receptions - Career

1. Jeff Samardzija	27 (2003-06)	6. Maurice Stovall	18 (2002-05)
2. Golden Tate	22 (2007-)	7. Jim Seymour	16 (1966-68)
Derrick Mayes	22 (1992-95)	8. Ken MacAfee	15 (1974-77)
Rhema McKnight	22 (2002-06)	9. Michael Floyd	14 (2008-)
5. Tom Gatewood	19 (1969-71)	10. Tim Brown	12 (1984-87)
		Bobby Brown	12 (1996-99)

► Floyd joined junior WR **Golden Tate** (earlier this season) as the only two Notre Dame wideouts since Derrick Mayes in 1995 to post three consecutive 100-yard receiving games.

► Floyd missed five full games, but returned to the Irish lineup against Navy and finished with a career-high tying 10 receptions for 141 yards. The 10 receptions tied for the seventh-most in Irish single-game history. Floyd becomes the fourth player in school history to register 10+ catches in a game multiple times, joining Jim Seymour (1966-68), Tom Gatewood (1969-71) and Arnaz Battle (2002-05). Only Gatewood (three) has more career games with 10+ catches.

► The 10 receptions were the most ever for an Irish receiver in the series against Navy.

► Floyd recorded four catches for 189 yards and three touchdowns in the 35-0 rout of Nevada. He averaged 47.3 yards per reception, which broke the previous school record of 41.6 yards per catch by Jim Morse against USC on Nov. 26, 1955. Floyd was named College Football Performance Awards Performer of the Week.

Yards per Reception - Game (min. 4 rec.)

1. Michael Floyd	47.3 (4 for 189)	vs. Nevada, Sept. 5, 2009
2. Jim Morse	41.6 (5 for 208)	at USC, Nov. 26, 1955
3. Golden Tate	31.8 (4 for 127)	vs. Michigan, Sept. 13, 2008
4. John Carlson	30.3 (4 for 121)	at Michigan State, Sept. 23, 2006
Rhema McKnight	30.3 (4 for 121)	at Boston College, Oct. 25, 2003

► Not only were Floyd's 189 yards receiving the most by any wideout in the NCAA FBS that week, but his three receiving touchdowns were also tops on the weekend.

► The 189 yards receiving marked the second-best single-game total by an Irish sophomore wideout in school history. Jim Seymour was a sophomore in 1966 when he set the school record with 276 yards against Purdue.

► Floyd's 131 yards against Michigan set a school record for receiving yards by an Irish player in the series with the Wolverines. The previous record was 127 set last season by junior WR **Golden Tate**.

► Floyd's 320 yards were the second-most for an Irish receiver in the first two games of a season in school history. The school record is 417 held by Jim Seymour, who had games of 276 against Purdue (single-game school record) and 141 against Northwestern to open the 1966 season.

► Floyd's 320 yards were the most over any two-game span by an Irish wide receiver since Tim Brown registered 360 yards in consecutive games during the 1986 season.

► Floyd became the fourth Irish wideout to ever post two career receptions of over 70 yards and the first to ever accomplish the feat in the same game. Nick Eddy had 74 and 91 yard catches during the 1964 season, Tim Brown had 84 and 77 yard receptions in 1986 and Jeff Samardzija had 73 and 80 yard grabs during 2005.

► His 189 yards receiving were the most for an Irish player since Jeff Samardzija totaled 191 against Stanford on Nov. 26, 2005 and ninth most in single-game school history.

Receiving Yards - Game

1. Jim Seymour	276	vs. Purdue, Sept. 24, 1966
2. Golden Tate	244	vs. Washington, Oct. 3, 2009
3. Jack Snow	217	at Wisconsin, Sept. 26, 1964
4. Bobby Brown	208	at Pittsburgh, Nov. 13, 1999
Jim Morse	208	at USC, Nov. 26, 1955
6. Maurice Stovall	207	vs. Brigham Young, Oct. 22, 2005
7. Tom Gatewood	192	vs. Purdue, Sept. 26, 1970
8. Jeff Samardzija	191	at Stanford, Nov. 26, 2005
9. Michael Floyd	189	vs. Nevada, Sept. 5, 2009
10. Tim Brown	184	vs. Navy, Nov. 1, 1986

► Floyd set a new career-high for longest reception when he raced 88 yards for a touchdown with 10:12 left in the third quarter against Nevada. The 88-yard reception was the third longest in Notre Dame football history and longest since Nov. 7, 1981 when Blair Kiel found Joe Howard for a school record 96 yards.

Longest Reception in ND History

1. Joe Howard	96	vs. Georgia Tech, Nov. 7, 1981
2. Nick Eddy	91	at Pittsburgh, Nov. 7, 1964
3. Michael Floyd	88	vs. Nevada, Sept. 5, 2009
4. Tim Brown	84	vs. SMU, Nov. 8, 1986
Jim Seymour	84	vs. Purdue, Sept. 24, 1966

► Floyd not only became the first Irish freshman to register a touchdown catch in a season opener (2008), but also became the first freshman to register Notre Dame's first points of a season by TD. Floyd had 48 receptions for 719 yards last year. He established new school records for receptions (48), receiving yards (719) and receiving touchdowns (7) by an Irish freshman. He also set a freshman record with 10 receptions against Pittsburgh on Nov. 1, 2008.

► Floyd was the fourth different rookie in the last 20 years whose first career catch was a TD. The others were Raghib "Rocket" Ismail and Derek Brown in 1988 and Derrick Mayes in 1992 – mighty impressive company for Floyd to join.

5

ARMANDO ALLEN JR.

Opa Locka, Fla. (Hialeah-Miami Lakes)

Birthdate: 4-30-89



Halfback

JR

5-10

200

Allen's Career Highs

Carries – 24, vs. UConn (11.21.09)	Rushing Yards – 139, at Michigan (9.12.09)
Longest Rush – 26, vs. UConn (11.21.09)	Rushing TDs – 1, six times
Pass Attempts – 1, twice	Pass Completions – 1, twice
Passing Yards – 10, at UCLA (10.6.07)	Longest Completion – 10, at UCLA (10.6.07)
Passing TDs – 1, Michigan State (9.19.09)	Receptions – 9, at Boston College (11.8.08)
Receiving Yds – 66, Stanford (10.4.08)	Longest Reception – 41, vs. Hawai'i (12.24.08)
Receiving TDs – 1, three times	Kick Returns – 6, Air Force (11.10.07)
Kick Return Yds – 147, at Michigan State (9.20.08)	Longest Kick Return – 96, vs. Hawai'i (12.24.08)
Kick Return TDs – 1, vs. Hawai'i (12.24.08)	Punt Returns – 3, at Michigan State (9.20.08)
Punt Return Yds – 35, San Diego State (9.6.08)	Longest Punt Return – 22, San Diego State (9.6.08)
Most All-Purpose Yds – 247, Purdue (9.27.08)	

Allen's Season Highs

Carries – 24, vs. UConn (11.21)	Rushing Yards – 139, at Michigan (9.12)
Longest Rush – 26, vs. UConn (11.21)	Rushing TDs – 1, three times
Pass Attempts – 1, Michigan State (9.19)	Pass Completions – 1, Michigan State (9.19)
Passing Yards – 5, Michigan State (9.19)	Longest Completion – 5, Michigan State (9.19)
Passing TDs – 1, Michigan State (9.19)	Receptions – 8, at Pittsburgh (11.14)
Receiving Yds – 64, vs. UConn (11.21)	Longest Reception – 26, Nevada (9.5)
Most All-Purpose Yds – 170, vs. UConn (11.21)	

Allen's Career Rushing Stats

Year	G-S	Att	Yds	TD	LG	Avg/C	Avg/G
2007	12-4	86	348	0	15	4.0	29.0
2008	13-8	134	585	3	21	4.4	45.0
2009	8-7	142	697	3	26	4.9	87.1
Total	33-19	362	1630	6	26	4.5	49.4

Allen's Career Receiving Stats

Year	Rec	Yds	TD	LG	Rec/G	Avg/C	Avg/G
2007	24	124	1	16	2.0	5.2	10.3
2008	50	355	2	41	3.8	7.1	27.3
2009	28	216	0	26	3.5	7.7	27.0
Total	102	695	3	41	3.1	6.8	21.1

Allen's Career All-Purpose Stats

Year	Rush	RCV	PR	KR	IR	Total	Avg/G
2007	348	124	0	704	0	1176	98.0
2008	585	355	66	543	0	1549	119.2
2009	697	216	0	0	0	913	114.1
Total	1630	695	66	1247	0	3638	110.2

Allen's Game-by-Game

2009	Rushing					Receiving				
	Att	Yds	Avg	LG	TD	Rec	Yds	Avg	TD	LG
*NEV (9.5)	15	72	4.8	14	1	3	25	8.3	0	26
*at UM (9.12)	21	139	6.6	24	1	2	24	12.0	0	19
MSU (9.19)	23	115	5.0	13	1	2	6	3.0	0	5
at PUR (9.26)										DNP - injury
*WASH (10.3)	12	39	3.2	21	0	3	20	6.7	0	13
*USC (10.17)	12	51	4.2	12	0	2	35	17.5	0	21
*BC (10.24)	21	98	4.7	16	0	1	9	9.0	0	0
vs. WSU (10.31)										DNP - injury
NAVY (11.7)										DNP - injury
*at PITT (11.14)	14	77	5.5	15	0	8	33	4.1	0	10
*UCONN (11.21)	24	106	4.4	26	0	7	64	9.1	0	19
at STAN (11.28)										

* - games started

Awards & Honors

- Doak Walker Award Candidate
- Phil Steele's #17 KR
- Phil Steele's #47 RB

Tidbits

► Despite missing entire games against Purdue, Washington State and Navy, as well as not being 100-percent against Washington due to an ankle injury, Allen still ranked among the top FBS running backs in the nation at the time in rushing yards per game (85.7, 37th), total rushing yards (514, 78th), rushes (104, t-75th) and yards per rush (4.94, 63rd). He also was 93rd in the nation in all-purpose yards per game (105.5), but after missing the Navy game he no longer qualifies as having played in 75% of Notre Dame's games this season.

► Allen eclipsed 100 yards for the third time in 2009 and fourth time in his career last week against UConn. He recorded a career-best 24 carries for 106 yards, including a career-long 26-yard run. Allen also added seven receptions for 64 yards. He ranks seventh in Irish running back career history in receiving yards.

► Allen became the second running back in Notre Dame history to eclipse 100 career receptions. His 102 career receptions rank second-best in career history for Notre Dame running backs. He trails Darius Walker (109, 2004-06) for the school record.

Receptions - Career (Running Back)

1. 109 Darius Walker (2004-06)
2. **102 Armando Allen (2007-)**
3. 73 Allen Pinkett (1982-85)
4. 72 Bob Gladieux (1966-68)
5. 71 Joseph Heap (1951-54)
6. 61 Mark Green (1985-88)
7. 53 Autry Denson (1995-98)
8. 52 Jim Morse (1954-56)
9. 46 Marc Edwards (1993-96)
10. 44 Nick Eddy (1964-66)

Receptions - Season (Running Back)

1. 56 Darius Walker (2006)
2. **50 Armando Allen (2008)**
3. 43 Darius Walker (2005)
4. 37 Bob Gladieux (1968)
5. 30 Autry Denson (1997)
6. 29 Joseph Heap (1952)
7. **28 Armando Allen (2009)**
8. 28 Allen Pinkett (1983)
9. 25 Marc Edwards (1995)
10. 25 Mark Green (1986)

Receiving Yards - Career (Running Back)

1. 1137 Joseph Heap (1951-54)
2. 947 Bob Gladieux (1966-68)
3. 902 Jim Morse (1954-56)
4. 816 Darius Walker (2004-06)
5. 774 Allen Pinkett (1982-85)
6. 708 Nick Eddy (1964-66)
7. **695 Armando Allen (2007-)**
8. 616 Bob Scarpitto (1958-60)
9. 613 John Lattner (1951-53)
10. 611 Mark Green (1985-88)

► Allen was the 11th player in Irish history to ever record 3,000 career all-purpose yards. Thanks to his 170 all-purpose yards against UConn, Allen (3,638) now stands in ninth place on the Notre Dame career list.

Most Career All-Purpose Yards


	Total	Rush	Rec.	PR	KR	Years
1. Julius Jones	5462	3108	250	426	1678	1999-2003
2. Autry Denson	5327	4318	432	273	304	1995-98
3. Allen Pinkett	5259	4131	774	-	354	1982-85
4. Tim Brown	5024	442	2493	476	1613	1984-87
5. Raghib Ismail	4187	1015	1565	336	1271	1988-90
6. Darius Walker	4065	3249	816	-	-	2004-06
7. Golden Tate	3911	212	2506	284	909	2007-
8. Vagas Ferguson	3838	3742	366	-	-	1976-79
9. Armando Allen	3638	1630	695	66	1247	2007-
10. Johnny Lattner	3116	1724	581	307	376	1951-53

- ▶ Allen finished the game against UConn with 170 all-purpose yards marking the ninth time in his career with 150+ all-purpose yards in a single game.
- ▶ Allen had 50 receptions in 2008 which ranked second-most by an Irish running back in single-season history.
- ▶ Allen returned from an ankle injury that caused him to miss the Washington State and Navy games against No. 8 Pittsburgh. He finished the night with 77 yards on 14 carries and eight receptions for 33 yards. Allen eclipsed 100 all-purpose yards for the fourth time this season. He also extended his streak to 13 consecutive games (in which he has appeared) with a catch. Allen also added his 17th carry this season for more than 10 yards.
- ▶ Allen ripped off three runs of 10+ yards (16, 12, 11) against Boston College and finished the game with 98 yards on 21 carries.
- ▶ Allen recorded 51 yards on 12 carries and added 35 yards on two receptions against USC. He averaged 4.2 yards per carry against a defense that allowed 2.0 yards per rush entering the game. Allen's 21-yard reception was his second catch this season of 20 yards or more.
- ▶ Allen took the direct snap (in the Leprecat formation) and raced up the middle to give the Irish a 7-0 lead over Michigan State with 12:21 to go in the first quarter. The touchdown was his third of the season and the sixth of his career.
- ▶ That touchdown gave Allen a rushing score in three consecutive games. He was the first Irish running back to rush for a touchdown in three straight games since Darius Walker did so during the 2006 season.
- ▶ Allen tossed his first career touchdown pass to Robby Parris with 11:49 to go in the third quarter to give the Irish a 23-17 lead against the Spartans. Allen is 2-for-2 passing in his career.
- ▶ Allen was the first Notre Dame non-quarterback to throw a touchdown pass since Nick Setta on Nov. 18, 2000 at Rutgers. Setta hit Tom Lopienski on a fake field goal for a 25-yard touchdown pass.
- ▶ Allen was the first Irish running back to register a touchdown pass and touchdown run in the same game since Oct. 20, 1984, when Allen Pinkett found quarterback Steve Beuerlein on a six-yard score in a 36-32 loss to South Carolina.
- ▶ Allen eclipsed 100 yards rushing against Michigan State for the second consecutive week. Allen was the first Irish running back to post back-to-back 100 yard rushing games since Robert Hughes closed the 2007 season against both Duke and Stanford with 100+ yards.
- ▶ Allen rushed for a career-best 139 yards against Michigan.
- ▶ Allen added his second rushing touchdown of the season and fifth of his career with 5:13 to go in the game to give the Irish a 32-31 lead. He followed with a two-point conversion rush to make the score 34-31.
- ▶ Allen scored a touchdown and eclipsed 1,000 career rushing yards in the victory over Nevada.

7 JIMMY CLAUSEN

Westlake Village, Calif. (Oaks Christian)

Birthdate: 9-21-87



Quarterback

JR

6-3

223

Clausen's Career Highs

- Carries** – 11, at North Carolina (10.11.08)
- Longest Rush** – 11, twice
- Pass Completions** – 37, Navy (11.7.09)
- Longest Completion** – 88, Nevada (9.5.09)
- Rushing TDs** – 1, five times
- Completion %** – 84.6 (22-for-26), vs. Hawai'i (12.24.08)
- Passing YPC** – 21.0, Nevada (9.5.09)
- Rushing Yards** – 19, at Boston College (11.8.08)
- Pass Attempts** – 51, Navy (11.7.09)
- Passing Yards** – 452, Navy (11.7.09)
- Passing TDs** – 5, vs. Hawai'i (12.24.08)
- Interceptions** – 4, Boston College (11.8.08)
- Passing YPA** – 17.5, Nevada (9.5.09)
- Passing Efficiency** – 303.7, Nevada (9.5.09)

Clausen's Season Highs

- Carries** – 9, USC (10.17)
- Longest Rush** – 11, USC (10.17)
- Pass Completions** – 37, Navy (11.7)
- Longest Completion** – 88, Nevada (9.5)
- Rushing TDs** – 1, three times
- Completion %** – 83.3 (15-for-18), Nevada (9.5)
- Passing YPC** – 21.0, Nevada (9.5)
- Rushing Yards** – 1, Nevada (9.5)
- Pass Attempts** – 51, Navy (11.7)
- Passing Yards** – 452, Navy (11.7)
- Passing TDs** – 4, Nevada (9.5)
- Interceptions** – 1, four times
- Passing YPA** – 17.5, Nevada (9.5)
- Passing Efficiency** – 303.7, Nevada (9.5)

Clausen's Career Passing Stats

Year	G-S	Comp	Att	INT	Yds	TD	LG	Pct	Avg/P	Avg/G	Effic
2007	10-9	138	245	6	1254	7	44	56.3	5.1	125.4	103.9
2008	13-13	268	440	17	3172	25	54	60.9	7.2	244.0	132.5
2009	11-11	266	395	4	3382	23	88	67.3	8.6	307.5	156.5
Total	34-33	672	1080	27	7808	55	88	62.2	7.2	229.6	134.8

Clausen's Game-by-Game

2009	Comp	Att	INT	Yds	TD	LG	Pct	Avg/P	Effic
*NEV (9.5)	15	18	0	315	4	88	83.3	17.5	303.7
*at UM (9.12)	25	42	0	336	3	37	59.5	8.0	150.3
*MSU (9.19)	22	31	0	300	2	54	71.0	9.7	173.5
*at PUR (9.26)	15	26	1	171	1	23	57.7	6.6	117.9
*WASH (10.3)	23	31	1	422	2	77	74.2	13.6	203.4
*USC (10.17)	24	43	0	260	2	45	55.8	6.0	122.0
*BC (10.24)	26	39	0	246	2	36	66.7	6.3	136.6
*vs. WSU (10.31)	22	27	0	268	2	50	81.5	9.9	189.3
*NAVY (11.7)	37	51	1	452	2	31	72.5	8.9	156.0
*at PITT (11.14)	27	42	1	283	1	45	64.3	6.7	124.0
*UCONN (11.21)	30	45	0	329	2	39	66.7	7.3	142.8
at STAN (11.28)									

* - games started

Awards & Honors

- ▶ SI.com First Team Midseason All-American
- ▶ Irish Offensive Co-Captain
- ▶ Maxwell Award Watch List
- ▶ Davey O'Brien Award Watch List
- ▶ Allstate / AFCA Good Works Team® Candidate
- ▶ Lindy's #23 QB
- ▶ AT&T/ESPN All-America Player of the Week (9.7)
- ▶ *Sporting News* First Team Midseason All-American
- ▶ Maxwell Award Semifinalist
- ▶ Davey O'Brien Award Semifinalist
- ▶ Manning Award Watch List
- ▶ Phil Steele's #10 QB
- ▶ CFPA Performer of the Week (9.6)
- ▶ Davey O'Brien QB of the Week (10.5)

Tidbits

- ▶ Only four quarterbacks in the FBS (among qualifiers on the NCAA passing report) have fewer interceptions than Clausen's four and each has over 60 fewer pass attempts. He is tied with nine other quarterbacks for the fifth fewest interceptions in the nation – all of whom also have fewer pass attempts than Clausen.
- ▶ Despite missing half of the Purdue game and playing with a turf toe injury the last nine games, Clausen still ranks among the top FBS quarterbacks in the nation in the following passing categories:

Category	#	NCAA Rank	Category	#	NCAA Rank
Total Passing Yards	3382	4th	Passing Yards/Game	307.45	5th
Total Offense Yards	3302	5th	Fewest Interceptions	4	t-5th
Total Offense/Game	300.18	6th	Passing Efficiency	156.45	7th
Passing Touchdowns	23	t-8th	Completions/Game	24.55	9th
Completion Percentage	67.34	10th	Total Passing Completions	266	10th
Passing Yards/Attempt	8.56	11th	Total Passing Attempts	395	12th
Total Points Responsible for	156	t-12th	Points Responsible/Game	14.18	t-14th
Passing Yards/Completion	12.31	t-37th			

- ▶ Clausen throws an interception every 98.8 pass attempts, which ranks second best among FBS qualifying quarterbacks. Here is the top five:

Average Passes Between INTs

1. Kellen Moore, Boise State 109.7
2. **Jimmy Clausen, Notre Dame 98.8**
3. Case Keenum, Houston 92.2
4. Diondre Borel, Utah State 84.3
5. Tyler Sheehan, Bowling Green 82.8

- ▶ Clausen has moved into the top-20 among active FBS quarterbacks in a number of career categories:

Category	#	NCAA Rank	Category	#	NCAA Rank
Passing Completions/Game	19.8	11th	Passing Yards/Game	229.6	13th
Passing Completions	672	13th	Passing Attempts/Game	31.8	13th
Passing Touchdowns	55	t-16th	Passing Attempts	1080	16th
Passing Yards	7808	17th	Completion Percentage	62.22	19th
Total Offense Plays/Game	36.8	20th			

- ▶ Clausen already ranks in Notre Dame's top-three in 15 career categories:

Category	#	Rank	Category	#	Rank
Passing Completions/Game	19.8	1st	Passing Yards/Game	229.6	2nd
Passing Attempts/Game	31.8	2nd	Completion Percentage	62.2	t-1st
Total Offense/Game	219.6	2nd	Points Responsibility/Game	10.6	2nd
Passing Completions	672	2nd	Passing Attempts	1080	2nd
Lowest INT Percentage	2.50	2nd	Passing Touchdowns	55	2nd
Total Offense Plays	1251	2nd	Passing Efficiency	134.8	2nd
Passing Yards	7808	2nd	Points Responsibility	360	2nd
Total Yards	7468	3rd			

▶ Clausen is the first Notre Dame quarterback to ever register four fourth quarter come-from-behind victories in a single season. He is also the first Irish quarterback to register five fourth quarter comebacks in a single season.

Player	Fourth Quarter Comebacks	Fourth Quarter Comeback Victories
Jimmy Clausen (2009)	5	4
Jarious Jackson (1999)	4	3
Joe Montana (1978)	3	2
Brady Quinn (2004)	3	2
Ron Powulus (1997)	3	3
Rick Mirer (1990)	3	3

▶ Here is where Clausen ranks all-time in fourth quarter comebacks among Notre Dame quarterbacks:

Player	4th Quarter Comebacks	4th Quarter Comeback Victories
Brady Quinn (2003-06)	9	6
Ron Powulus (1994-97)	8	7
Joe Montana (1975, 1977-78)	7	6
Jimmy Clausen (2007-)	6	5
Jarious Jackson (1996-99)	6	5
Rick Mirer (1990-92)	6	5

▶ Check out the cumulative comparative stats of three of the nation's top quarterbacks. He either leads or is tied for the lead amongst the trio in fewest interceptions, yards, TD passes, yards per game and efficiency.

Player	Comp-Att	INT	Pct.	Yards	TD	Avg/G	Effic
Jimmy Clausen	266-395	4	67.3	3382	23	307.5	156.5
Tim Tebow	145-223	4	65.0	1945	14	176.8	155.4
Colt McCoy	286-392	9	73.0	3024	23	274.9	152.5

▶ Here is an interesting comparison between Clausen and the last six Heisman Trophy-winning quarterbacks over their first 11 games of the season:

Player (Year)	Comp-Att	INT	Pct.	Yards	TD	Avg/G	Effic
Jimmy Clausen ('09)	266-395	4	67.3	3382	23	307.5	156.5
Sam Bradford ('08)	238-349	6	68.2	3710	42	337.3	193.9
Tim Tebow ('07)	198-289	6	68.5	2870	26	260.1	177.5
Troy Smith ('06)	170-256	4	66.4	2192	26	199.3	168.7
Matt Leinart ('04)	228-343	4	66.5	2772	28	252.0	159.0
Jason White ('03)	216-332	6	63.7	3052	36	277.5	177.4
Carson Palmer ('02)	256-412	8	62.1	3214	28	292.2	146.2

▶ Clausen reached 5,000 career passing yards faster than any other Irish signal caller in school history. He reached 5,000 career passing yards in his 25th game in a Notre Dame uniform, while former All-American Brady Quinn did not reach the mark until his 27th career game.

▶ Here is an interesting comparison between Clausen and Quinn's statistics over their first 30 career games:

	Brady Quinn	Jimmy Clausen
Completions	491	556
Attempts	910	915
Completion Percentage	54.0%	60.8%
Passing Yards	6302	6476
Touchdowns	40	48
Interceptions	29	25
Passing Yards Per Game	210.1	215.9
Efficiency Rating	120.3	132.1

- ▶ Clausen has registered 41 passes of at least 20 yards this season.
- ▶ Clausen has registered five touchdown passes this season of over 45 yards.
- ▶ Clausen has registered three touchdown passes this season of over 60 yards.
- ▶ Clausen has registered six completions of 50 yards or longer this season.
- ▶ Clausen was the first Irish quarterback to eclipse 300 yards passing in three straight games to open a season and four consecutive games overall (including last season's Hawai'i Bowl).
- ▶ Clausen is the second Irish quarterback to ever have multiple games with at least four touchdown passes.
- ▶ Clausen is the second Notre Dame quarterback to eclipse 3,000 yards passing in both multiple and consecutive seasons in Irish history (2008 and 2009). He joined former Irish All-American Brady Quinn, who eclipsed 3,000 yards in 2005 and 2006.
- ▶ Clausen is the second Notre Dame quarterback to throw for at least 20 touchdowns in consecutive seasons (Brady Quinn in 2005 and 2006).
- ▶ Clausen finished 30-for-45 for 329 yards and three touchdowns (one rushing).
- ▶ Clausen has eclipsed 300 yards passing in a game six times in 2009 – a school record. Quinn owned the previous mark with five 300-yard passing games in a single season (2005).
- ▶ Clausen has nine career 300-yard passing games, which ranks second in school history. Quinn owns the school record with 11 career 300-yard passing games.

- ▶ Clausen has been tremendous in the clutch for the Irish this season. He has recorded 18 touchdowns and three turnovers when Notre Dame has been tied or trailing (16 passing TDs, two rushing TDs).
- ▶ Clausen has completed 20 passes or more in seven consecutive games. It is the second-longest streak in school history. Brady Quinn recorded a school-record 13 straight 20+ completion games during the 2005-06 seasons.
- ▶ Clausen has nine games with two or more touchdown passes this season.
- ▶ Clausen hooked up with Tate for an eight-yard touchdown pass with 10:59 remaining in the first quarter to give Notre Dame a 7-0 lead. He was 6-of-7 on the drive for 54 yards and a touchdown.
- ▶ Clausen has now thrown a touchdown pass in all 11 games this season and 12 consecutive games dating back to 2008.
- ▶ Clausen completed 12-of-15 passes for 135 yards and one touchdown in the first quarter alone.
- ▶ Clausen went 27-for-42 for 283 yards and one touchdown against No. 8 Pittsburgh. Clausen did his part to bring the Irish from behind for the sixth time this season.
- ▶ Clausen was 9-for-12 for 95 yards and one touchdown passing in the fourth quarter against the Panthers. He has been at the top of his game in the fourth quarter and overtime all season.
- ▶ Clausen is now 69-for-115 for 930 yards with 12 touchdowns (two on the ground) and one interception in the final quarter and overtime this season. Here is Clausen's breakdown in the fourth quarter and overtime:

Game	Comp.	Att.	Comp. %	INT	Yds	TDs
Nevada	1	1	100.0	0	15	0
Michigan	9	17	52.9	0	77	1
Michigan State	5	8	62.5	0	113	1
Purdue	7	10	70.0	0	72	1
Washington	7	9	77.8	0	119	1
USC	11	21	52.4	0	117	2*
Boston College	3	6	50.0	0	48	1
Washington State	-	-	-	-	-	-
Navy	13	21	61.9	1	225	2
Pittsburgh	9	12	75.0	0	95	2*
UConn	4	10	40.0	0	49	1
Totals	69	115	60.0	1	930	12*

*includes two touchdown rushes

- ▶ Clausen registered career-highs in pass attempts (51), completions (37) and passing yards (452) against Navy.
- ▶ Clausen's 452 passing yards rank as the fourth-highest in single-game Notre Dame history and are the most by an Irish signal caller since Brady Quinn threw for 467 against BYU on Oct. 22, 2005.
- ▶ Clausen set a new school record with the 37 completions. He bested the previous record of 33 set by Joe Theismann (Nov. 28, 1970 against USC) and Brady Quinn (Sept. 17, 2005 against Michigan State).
- ▶ Clausen's 51 attempts rank as the sixth-highest in single-game Irish history and are the most since Quinn had 60 pass attempts against Michigan State in 2005.
- ▶ Clausen has surpassed 400 yards passing twice this season and three times in his career. He was the second Irish quarterback with three or more 400-yard passing games (Quinn).
- ▶ Clausen completed his first 10 passes against the Mids. The 10-straight passes to open a game ranked as the third-best in Irish history to ever open a game. He completed 11 consecutive passes to open the Michigan State game earlier this season and Jarious Jackson owns the school record with 12 straight completions to open the game against Navy on Nov. 14, 1998.
- ▶ Clausen actually completed 12 consecutive passes when you include the previous contest (Washington State). The 12 consecutive completions rank tied for the third-best in Irish history.
- ▶ Clausen went 160 consecutive passes, including his first 36 against Navy, without throwing an interception until early in the fourth quarter.

Consecutive Passes Without INT - Multiple Games

1. Brady Quinn (Michigan State 2006 - Army 2006)..... 226
2. **Jimmy Clausen (Washington 2009 - Navy 2009)..... 160**
3. **Jimmy Clausen (USC 2008 - Purdue 2009)..... 147**
4. Brady Quinn (Stanford 2005 - Michigan 2006)..... 143
5. **Jimmy Clausen (Michigan State 2008 - North Carolina 2008)..... 132**

- ▶ Clausen went 24-for-34 for 340 yards and two touchdowns in the second half against Navy. The 340 yards passing is the most in a single-half in school history. In fact, that total would have ranked 12th in single-game Irish passing history entering this season. Clausen tossed for 19 first downs in the second half and passed for 225 yards in the fourth quarter alone (13 of 21 passing).
- ▶ Clausen was 13-for-21 for 225 yards and two touchdowns passing in the fourth quarter against Navy.
- ▶ Clausen finished the evening against Washington State 22-of-27 for 268 yards, two touchdowns and no interceptions. He left the game midway through the third quarter.

► Clausen has now posted completion percentages of over 80% in four separate games over his career, including two in 2009. He was already the only Notre Dame quarterback to post three such games. Clausen's quartet of games all rank among the top 10 completion percentages in single-game Irish history.

Completion Percentage - Game

1. Steve Beuerlein	90.9	vs. Colorado, Sept. 22, 1984
2. Rick Slager	85.7	at Northwestern, Sept. 25, 1976
Rick Mirer	85.7	at Purdue, Sept. 28, 1991
Jarious Jackson	85.7	vs. Navy, Nov. 14, 1998
5. Jimmy Clausen	84.6	vs. Hawai'i, Dec. 24, 2008
6. Jimmy Clausen	83.3	vs. Nevada, Sept. 5, 2009
Jimmy Clausen	83.3	vs. Navy, Nov. 15, 2008
8. Jimmy Clausen	81.5	vs. Washington State, Oct. 31, 2009
9. Bob Williams	81.3	at Michigan State, Nov. 5, 1949
10. Brady Quinn	80.5	at Purdue, Oct. 1, 2005

► Clausen spearheaded an astounding offensive assault in the first half against the Cougars for Notre Dame. He completed 19-of-22 passes for 265 yards and two touchdowns in the opening 30 minutes. In fact, Clausen completed 13-of-14 passes for 204 yards and one touchdown in the second quarter alone. He completed his last 11 passes before halftime. Clausen threw an incomplete pass to open the second half. The 11 straight completions are tied for fifth-best in single-game Notre Dame history.

► Clausen finished 26-for-39 for 246 yards, two touchdowns and no interceptions against Boston College.

► Clausen set a then season-high with 26 completions against Boston College. His previous high was 25 against Michigan.

► Clausen completed 19 passes to seven different receivers in the first half against Boston College. No Irish quarterback has had more completions in a half since Brady Quinn had 22 in the second half of the 2006 Fiesta Bowl against Ohio State. He surpassed that total against Navy with 24 second-half completions.

► Clausen guided the Irish on a 12-play, 74-yard touchdown drive to regain the lead, 13-9, with 36 seconds to go before halftime. He went 8-for-9 for 64 yards on the drive, including an 11-yard touchdown pass.

► Clausen hooked up with Tate with 8:12 remaining in the fourth quarter on a 36-yard touchdown pass to give the Irish a 20-16 lead.

► Clausen was attempting to lead Notre Dame to its fourth consecutive fourth quarter come-from-behind victory in the meeting with USC. With the Irish trailing 34-14 with 13:33 remaining in the game, the Irish signal caller guided a seven-play, 68-yard touchdown drive to bring Notre Dame within 14 at 34-20. He completed 3-of-4 passes for 39 yards on the drive and capped it off with a two-yard touchdown run.

► Clausen and Notre Dame regained the ball following an interception. He went 2-for-2 for 18 yards on the drive and tossed a touchdown pass to junior WR Golden Tate with 7:28 to go in the game.

► After the Irish defense stopped USC, Clausen and the Irish got the ball on their own 22-yard line. He proceeded to move Notre Dame all the way to the Trojans' four-yard line. Clausen led a 17-play march for 74 yards. Either through the air or on the ground, Clausen totaled 67 yards (60 in the air and seven on the ground) on the drive, including first down completions on a key third and fourth down play. Clausen found senior WR Robby Parris for 13 yards on a fourth and 10 to keep the drive alive.

► The comeback would have been the greatest fourth quarter rally since the Irish stormed past Houston in the 1979 Cotton Bowl behind Joe Montana, erasing a 22-point fourth-quarter deficit for a 35-34 win.

► Clausen hooked up with Tate for a 45-yard touchdown pass with 5:18 to go in the third quarter to cut the USC lead to 20-14. The touchdown was the first allowed by USC all season through the air.

► Clausen registered his first rushing touchdown of the season and the third of his career. It was his first rushing touchdown since Nov. 25, 2007 against Stanford. He also scampered 11 yards for a first down in the third quarter, tying for the longest rush of his career.

► Clausen finished with 422 yards passing against Washington. It marked the second time he surpassed 400 yards passing in his career. His previous career-high was 401 yards against Hawai'i in the 2008 Hawai'i Bowl.

► Clausen's 13.61 yards per attempt ranked as the second-best in single-game school history. He already holds the school record for yards per attempt (15.42), set against Hawai'i in last season's Hawai'i Bowl.

► Clausen guided the Irish on a go-ahead touchdown drive against the Huskies in the waning minutes of the fourth quarter for the second straight week. On the drive, Clausen went 4-for-4 for 57 yards, including a 12-yard touchdown pass to Kyle Rudolph with 1:20 left in regulation.

► Clausen was limited to just 24 plays against Purdue due to a turf toe injury before returning to action with 7:34 remaining in the fourth quarter.

► Clausen led the Irish on a 12-play, 72-yard drive capped off with a touchdown pass to sophomore TE Kyle Rudolph on fourth down with 24.8 seconds left in regulation to give Notre Dame a 24-21 victory.

► Clausen went 6-for-9 on the drive for 69 yards, including the go-ahead touchdown pass.

► The Irish scored with just 24.8 seconds remaining on the clock. It was the latest Notre Dame has scored to secure a victory on the road since 1997 when Scott Cengia booted a field goal with five seconds left to secure a 23-22 victory at Hawai'i.

► Notre Dame has never registered a longer drive (72 yards) to win a game on the road with less than 25 seconds to go in the contest in school history.

► Clausen connected on all nine pass attempts in the opening quarter for 128 yards and one touchdown against Michigan State.

► In fact, Clausen completed his first 10 passes of the game before Mike Ragone dropped his 11th pass attempt of the afternoon against the Spartans.

► Clausen went 4-for-5 for 59 yards, including a 33-yard touchdown pass to Golden Tate, on Notre Dame's drive to grab a 33-30 lead over Michigan State with 5:18 remaining in the fourth quarter.

► Clausen's 336 yards are the most ever by an Irish signal caller against Michigan.

► On the drive following Michigan's kickoff return for touchdown (giving the Wolverines a 14-3 lead), Clausen guided a seven play, 76-yard drive to bring Notre Dame within a score of 14-10. He went 3-for-3 on the drive for 56 yards, including a 37-yard strike to Floyd.

► After the Irish defense then forced the Wolverines into a three and out following the touchdown, Clausen guided another scoring drive. Notre Dame went 69 yards on seven plays before Clausen found Floyd in the corner of the end zone to give the Irish a 17-14 lead. He completed 3-of-4 passes for 55 yards and a touchdown.

► On Notre Dame's three scoring drives following Michigan's kickoff return for touchdown (two touchdowns and a field goal), Clausen completed 7-for-8 passes for 118 yards and two touchdowns.

► Clausen attempted 42 passes against Michigan without an interception. The 42 pass attempts were the sixth-most in single-game school history without a pick. Interestingly, Clausen has five of the top 10 best games in terms of most passes in a single game without an interception.

► Clausen finished the afternoon against Nevada 15-of-18 for 315 yards, four touchdowns and no interceptions. He completed 83.3% of his passes, which ranked tied for sixth-best in Irish single-game history (equaling his effort against Navy on Nov. 15, 2008). Clausen earned AT&T Player of the Week.

► Clausen set a school record for average passing yards per attempt against Nevada. His average of 17.50 yards per attempt bested his own previous school record of 15.42 set in the 2008 Hawai'i Bowl. Clausen established school records for single-game yards passing per attempt in consecutive outings.

► Clausen recorded a pass efficiency rating of 303.67 in the Nevada game, surpassing his career best of 277.63 set in the 2008 Hawai'i Bowl. The rating was the best by an Irish quarterback in a single game in the Charlie Weis era.

► Clausen posted the highest completion percentage, efficiency rating, yards per attempt, yards per completion and touchdown to interception ratio of any quarterback in all of the FBS that week. He also threw the second-most touchdowns overall.

► Clausen tossed touchdown passes of 19 and 24 yards to Rudolph and Floyd, respectively, in the first half. The signal caller was nearly perfect in the opening 15 minutes. Clausen completed 8-of-9 passes for 90 yards and one touchdown on the opening 15 minutes.


► Clausen set new a career-high for his longest completion when he hooked up with Floyd for 88 yards. The 88-yard completion was the third longest in Notre Dame football history and longest since Nov. 7, 1981 when Blair Kiel found Joe Howard for a school record 96 yards.

► His four touchdown passes against Nevada rank tied for fifth-best in single-game Irish history.

9

KYLE RUDOLPH

Cincinnati, Ohio (Elder)
Birthdate: 11-9-89



Tight End

50

6-6

260

Rudolph's Career Highs

Receptions – 6, twice
Longest Reception – 52, Michigan State (9.19.09)

Receiving Yards – 95, Michigan State (9.19.09)
Receiving TDs – 1, five times

Rudolph's Season Highs

Receptions – 6, twice
Longest Reception – 52, Michigan State (9.19)

Receiving Yards – 95, Michigan State (9.19)
Receiving TDs – 1, three times

Rudolph's Career Receiving Stats

Year	G-S	Rec	Yds	TD	LG	Rec/G	Avg/C	Avg/G
2008	13-13	29	340	2	29	2.2	11.7	26.2
2009	9-9	33	364	3	52	3.7	11.0	40.4
Total	22-22	62	704	5	52	2.8	11.4	32.0

Rudolph's Game-by-Game

2009	Rec	Yds	Avg	TD	LG
*NEV (9.5)	4	29	7.3	1	19
*at UM (9.12)	3	38	12.7	0	24
*MSU (9.19)	6	95	15.8	0	52
*at PUR (9.26)	4	52	13.0	1	22
*WASH (10.3)	4	53	13.3	1	30
*USC (10.17)	3	9	3.0	0	5
*BC (10.24)	1	11	11.0	0	11
*vs. WSU (10.31)	6	59	9.8	0	16
*NAVY (11.7)	2	18	9.0	0	14
at PITT (11.14)				DNP - injury	
UCONN (11.21)				DNP - injury	
at STAN (11.28)					

* - games started

Awards & Honors

- ▶ Irish Leadership Committee
- ▶ Mackey Award Midseason Watch List
- ▶ John Mackey Tight End Of The Week (9.20)
- ▶ 2009 John Mackey Award Semifinalist
- ▶ CFPA Honorable Mention (9.20)

Tidbits

- ▶ Rudolph may likely miss the remainder of the regular season following a shoulder injury suffered against Navy.
- ▶ Rudolph is a member Irish Leadership Committee despite being just a sophomore. He also is the only sophomore named as a 2009 Mackey Award Semifinalist.
- ▶ Rudolph recorded just four receptions for 20 yards in back-to-back games against USC and Boston College, but eclipsed that total with six receptions for 59 yards in the victory over Washington State.
- ▶ Of Rudolph's 33 receptions this season, 17 have resulted in first downs and three others went for touchdowns.
- ▶ Rudolph has four receptions this season for 20 or more yards.
- ▶ Rudolph hooked up with Jimmy Clausen with 1:20 left in the fourth quarter to give the Irish a 31-30 lead over Washington. The touchdown was his third of the season and the fifth of his career.
- ▶ Rudolph has scored a touchdown to give Notre Dame a lead with less than two minutes remaining in regulation in two games (at Purdue, vs. Washington).
- ▶ Rudolph registered a 30-yard reception against the Huskies.
- ▶ Rudolph hooked up with Clausen with 24.8 seconds left in regulation on a fourth down play to give the Notre Dame a 24-21 victory over Purdue. Of his four receptions against the Boilermakers, the first three gave the Irish a first down and his fourth gave Notre Dame the victory.
- ▶ Rudolph hauled in a career-best 52-yard reception on Notre Dame's opening drive of the first quarter against Michigan State and added an eight-yard reception on the touchdown drive as well. Rudolph totaled 60 of the 84 yards on the drive.
- ▶ The 52-yard catch is the longest by an Irish tight end since John Carlson had a 62-yard grab against Michigan State on Sept. 23, 2006.
- ▶ Rudolph nearly bested his career-high in both receptions and receiving yards in the first half alone. He had four receptions for 74 yards before halftime. Rudolph's single-game high for receptions was five against Stanford on Oct. 4, 2008 and receiving yards was 78 against Hawaii on Dec. 24, 2008.
- ▶ Rudolph did set career highs with six receptions and 95 yards receiving against the Spartans.
- ▶ Rudolph was named the John Mackey Tight End Of The Week for his efforts against Michigan State.
- ▶ Rudolph had three receptions for 38 yards against Michigan. He did have a 76-yard grab nullified due to a holding penalty.
- ▶ Rudolph had four receptions for 29 yards and one touchdown in the 35-0 victory over Nevada. The touchdown was the third of his career. Two of Rudolph's grabs gave the Irish first downs, including his 19-yard TD snag on 3rd and 16.
- ▶ Rudolph exploded onto the scene in 2008. A USA Today first-team All-American and considered by most recruiting sites as the top tight end in the nation, Rudolph started all 13 games last season and became the first Notre Dame rookie tight end to ever start a season opener.
- ▶ Rudolph owns the school record for rookie tight ends in both receptions (29) and receiving yards (340).
- ▶ Here is how Rudolph's freshman season compared to four other outstanding Notre Dame rookie tight ends (Brown and McAfee each were named first team All-Americans later in their career).


Player (Year)	Rec.	Yds.	Avg.	TD
Kyle Rudolph (2008)	*29	*340	11.7	2
Ken McAfee (1974)	14	146	10.4	1
Dean Masztak (1978)	13	236	18.2	0
Derek Brown (1988)	12	150	12.5	*3
Jabari Holloway (1997)	8	144	18.0	1

* Notre Dame rookie single-season TE records

- ▶ Rudolph became the first Irish freshman tight end to record a touchdown reception in 11 years in the victory over Purdue. Jabari Holloway was the last Notre Dame tight end to do so in a 33-15 loss at Stanford in 1997. He broke the drought with his five-yard grab of a Jimmy Clausen pass in the third quarter as the Irish extended their lead to 28-14 over the Boilermakers.
- ▶ Rudolph is the first Notre Dame rookie tight end to haul in touchdown passes in consecutive weeks (Purdue and Stanford) since Derek Brown did during the 1988 season. Ironically enough, Brown also did it in victories over both Purdue and Stanford.

10

DAYNE CRIST



Canoga Park, Calif. (Notre Dame)
Birthdate: 10-9-89

Quarterback

50

6-4

235

Crist's Season/Career Highs

- ▶ **Carries** – 4, at Purdue (9.26)
- ▶ **Rushing Yards** – 16, at Purdue (9.26)
- ▶ **Longest Rush** – 16, at Purdue (9.26)
- ▶ **Pass Attempts** – 10, at Purdue (9.26)
- ▶ **Pass Completions** – 5, at Purdue (9.26)
- ▶ **Passing Yards** – 69, vs. Washington St. (10.31)
- ▶ **Longest Completion** – 64, vs. Washington St. (10.31)
- ▶ **Passing TDs** – 1, vs. Washington St. (10.31)
- ▶ **Completion %** – 100.0 (2-for-2), Nevada (9.5)
- ▶ **Passing YPA** – 11.5, Washington St. (10.31)
- ▶ **Passing YPC** – 34.5, Washington St. (10.31)
- ▶ **Passing Efficiency** – 184.93, Washington St. (10.31)
- ▶ **Interceptions** – 1, Michigan St. (9.19)

Crist's Career Passing Stats

Year	G-S	Comp	Att	INT	Yds	TD	LG	Pct	Avg/P	Avg/G	Effic
2009	4-0	10	20	1	130	1	64	50.0	6.5	32.5	111.1

Crist's Career Rushing Stats

Year	G-S	Att	Yds	TD	LG	Avg/C	Avg/G
2009	4-0	5	16	0	16	3.2	4.0

Crist's Game-by-Game

2009	Comp	Att	INT	Yds	TD	LG	Pct	Avg/P	Effic
NEV (9.5)	2	2	0	17	0	15	100.0	8.5	171.4
at UM (9.12)						DNP			
MSU (9.19)	1	2	1	-1	0	0	50.0	-0.5	-54.2
at PUR (9.26)	5	10	0	45	0	12	50.0	4.5	87.8
WASH (10.3)						DNP			
USC (10.17)						DNP			
BC (10.24)						DNP			
vs. WSU (10.31)	2	6	0	69	1	64	33.3	11.5	184.9
NAVY (11.7)						DNP - injury			
at PITT (11.14)						DNP - injury			
UCONN (11.21)						DNP - injury			
at STAN (11.28)						DNP - injury			

* - games started

Tidbits

- ▶ Hooked up with fellow sophomore John Goodman for a 64-yard touchdown strike with 10:01 left in the fourth quarter to give the Irish a 40-7 lead against Washington State.
- ▶ The touchdown pass was the first of his career. Interestingly enough, the touchdown pass was Crist's first since tossing a touchdown in the 2007 U.S. Army All-American game (also played in the Alamodome).
- ▶ Crist opened the second quarter at quarterback for the Irish against Purdue and promptly rushed for 16 yards on his first career rush.
- ▶ Despite attempting just one pass, Crist led the Irish to a pair of touchdown drives in the second quarter to help give Notre Dame a 17-7 halftime lead against the Boilermakers.

13 EVAN SHARPLEY



Marshall, Mich. (Marshall)
Birthdate: 11-4-86

Quarterback SR 6-2 217

Sharpley's Career Highs

Carries – 10, twice
Longest Rush – 13, Navy (11.3.07)
Pass Completions – 17, twice
Longest Completion – 43, at Purdue (9.29.07)
Interceptions – 1, three times
Passing YPA – 8.0, at Purdue (9.29.07)
Passing Efficiency – 146.43, at Purdue (9.29.07)

Rushing Yards – 3, Navy (11.3.07)
Pass Attempts – 33, vs. USC (10.20.07)
Passing Yards – 208, at Purdue (9.29.07)
Passing TDs – 2, twice
Completion % – 76.9 (10-for-13), Georgia Tech (9.1.07)
Passing YPC – 13.0, at Purdue (9.29.07)

Sharpley's Career Passing Stats

Year	G-S	Comp	Att	INT	Yds	TD	LG	Pct	Avg/P	Avg/G	Effc
2005					DNP						
2006	8-0	1	2	0	7	0	7	50.0	3.5	0.9	79.4
2007	8-2	77	140	3	736	5	43	55.0	5.3	92.0	106.7
2008	3-0	3	5	0	18	0	6	60.0	3.6	6.0	90.2
2009	2-0	0	0	0	0	0	0	0.0	0.0	0.0	0.0
Total	21-2	81	147	3	761	5	43	55.1	5.2	40.1	105.7

Tidbits

- ▶ Sharpley returned to campus for his fifth year of eligibility following an outstanding summer with the Seattle Mariners' Arizona League rookie ball club.
- ▶ Led the team in games played (37), runs scored (31), hits (44), doubles (12), home runs (seven), RBI (29), total bases (81), walks (21), slugging percentage (.614) and batting average (.333). He also ranked among the top 10 in the entire league in games played (t-1st), home runs (t-3rd), total bases (t-3rd), hits (4th), walks (t-3rd), slugging percentage (4th), OPS (4th), doubles (t-4th), on-base percentage (t-4th), runs (6th), RBI (7th) and batting (10th).
- ▶ Sharpley was selected in the 50th round of the 2009 MLB First-Year Player draft by the Mariners.
- ▶ In addition to his football responsibilities, Sharpley, who teaches five classes of geography and history at South Bend Adams High School, is spending his entire final semester at Notre Dame student-teaching.

18 DUVAL KAMARA



Jersey City, N.J. (Hoboken)
Birthdate: 3-1-89

Wide Receiver JR 6-5 219

Kamara's Career Highs

Receptions – 7, Boston College (10.24.09)
Longest Reception – 35, at Stanford (11.24.07)
Carries – 1, at Michigan (9.12.09)
Longest Rush – 10, at Michigan (9.12.09)

Receiving Yards – 93, at Stanford (11.24.07)
Receiving TDs – 2, Navy (11.3.07)
Rushing Yards – 10, at Michigan (9.12.09)

Kamara's Season Highs

Receptions – 7, Boston College (10.24)
Longest Reception – 18, Navy (11.7)
Carries – 1, at Michigan (9.12)
Longest Rush – 10, at Michigan (9.12)

Receiving Yards – 60, Boston College (10.24)
Receiving TDs – 1, vs. Washington State (10.31)
Rushing Yards – 10, at Michigan (9.12)

Kamara's Career Receiving Stats

Year	G-S	Rec	Yds	TD	LG	Rec/G	Avg/C	Avg/G
2007	11-5	32	357	4	35	2.9	11.2	32.5
2008	13-9	20	206	1	28	1.5	10.3	15.8
2009	11-5	23	218	1	18	2.1	9.5	19.8
Total	35-19	75	781	6	35	2.1	10.4	22.3

Kamara's Game-by-Game

2009	Rec	Yds	Avg	TD	LG
NEV (9.5)	0	0	0.0	0	0
*at UM (9.12)	1	6	6.0	0	6
*MSU (9.19)	3	23	7.7	0	10
*at PUR (9.26)	3	20	6.7	0	15
WASH (10.3)	0	0	0.0	0	0
USC (10.17)	2	23	11.5	0	12
*BC (10.24)	7	60	8.6	0	12
*vs. WSU (10.31)	3	36	12.0	1	17
NAVY (11.7)	2	25	14.5	0	18
at PITT (11.14)	2	25	14.5	0	14
UCONN (11.21)	0	0	0.0	0	0
at STAN (11.28)					

* – games started

Tidbits

- ▶ Notre Dame's biggest wide receiver.
- ▶ Kamara moved into the starting spot on the depth chart at the Z receiver spot following the injury to Michael Floyd, but now resumes his role as the third receiver.
- ▶ Registered his first touchdown of the season and sixth of his career against Washington State. It gave the Irish a 9-0 advantage with 14 seconds left in the opening quarter.
- ▶ Kamara recorded his career high in receptions (7) in a single game against Boston College on Oct. 24, 2009, posting his season high in yardage (60) as well.
- ▶ Kamara took a swing pass and raced 10 yards for a first down against Michigan, but was credited with his first career rush as the pass was caught behind the line of scrimmage. He also added a six-yard reception.
- ▶ Had arthroscopic surgery on right knee on Tuesday, Aug. 11 to repair cartilage and returned to full-go on Tuesday, Sept. 1.
- ▶ Set school records for receptions and receiving yards by an Irish rookie in 2007 (both marks broken in 2008 by Michael Floyd).
- ▶ Has one career multi-touchdown game.
- ▶ Key member of talented group of receivers on Irish roster that are ranked as the best in the nation by Phil Steele, second-best by Athlon and fourth by Lindy's.
- ▶ Ranked as the 22nd-best receiver in the nation by Phil Steele.

23 GOLDEN TATE



Hendersonville, Tenn. (Hendersonville)
Birthdate: 8-2-88

Wide Receiver JR 5-11 195

Tate's Career Highs

Receptions – 11, vs. Boston College (10.24)
Longest Reception – 77, Washington (10.3.09)
Carries – 9, at Purdue (9.26.09)
Longest Rush – 33, vs. Washington State (10.31.09)
Kick Returns – 5, twice
Longest Kick Return – 40, at Michigan (9.15.07)
Punt Return Yards – 101, at Pittsburgh (11.14.09)
Punt Return TDs – 1, at Pittsburgh (11.14.09)

Receiving Yards – 244, Washington (10.3.09)
Receiving TDs – 3, vs. Hawai'i (12.24.08)
Rushing Yards – 61, vs. Washington State (10.31.09)
Rushing TDs – 1, three times
Kick Return Yards – 133, at Michigan (9.15.07)
Punt Returns – 6, vs. Navy (11.15.08)
Longest Punt Return – 87, at Pittsburgh (11.14.09)
Most All-Purpose Yards – 275, Washington (10.3.09)

Tate's Season Highs

Receptions – 11, vs. Boston College (10.24)
Longest Reception – 77, Washington (10.3)
Carries – 9, at Purdue (9.26)
Longest Rush – 33, vs. Washington State (10.31)
Kick Returns – 3, twice
Longest Kick Return – 24, USC (10.17)
Punt Return Yards – 101, at Pittsburgh (11.14)
Punt Return TDs – 1, at Pittsburgh (11.14)

Receiving Yards – 244, Washington (10.3)
Receiving TDs – 2, three times
Rushing Yards – 61, vs. Washington State (10.31)
Rushing TDs – 1, twice
Kick Return Yards – 62, USC (10.17)
Punt Returns – 2, twice
Longest Punt Return – 87, at Pittsburgh (11.14)
Most All-Purpose Yards – 275, Washington (10.3)

Tate's Career Receiving Stats

Year	G-S	Rec	Yds	TD	LG	Rec/G	Avg/C	Avg/G
2007	12-2	6	131	1	43	0.5	21.8	10.9
2008	13-8	58	1080	10	69	4.5	18.6	83.1
2009	11-11	83	1295	12	77	7.5	15.6	117.7
Total	36-21	147	2506	23	77	4.1	17.0	69.6

Tate's Career All-Purpose Stats

Year	Rush	RCV	PR	KR	IR	Total	Avg/G
2007	4	131	0	326	0	461	38.4
2008	37	1080	116	521	0	1754	134.9
2009	171	1295	168	62	0	1696	154.2
Total	212	2506	284	909	0	3911	108.6

Tate's Game-by-Game

2009	Receiving				Rushing					
	Rec	Yds	Avg	TD	LG	Att	Yds	Avg	LG	TD
*NEV (9.5)	3	59	19.7	0	36	1	3	3.0	3	0
*at UM (9.12)	9	115	12.8	2	27	1	5	5.0	5	0
*MSU (9.19)	7	127	18.1	1	54	1	-1	-1.0	0	0
*at PUR (9.26)	5	57	11.4	0	17	9	55	6.1	15	1
*WASH (10.3)	9	244	27.1	1	77	1	31	31.0	31	0
*USC (10.17)	8	117	14.6	2	45	1	3	3.0	3	0
*BC (10.24)	11	128	11.6	2	36	1	-2	-2.0	0	0
*vs. WSU (10.31)	4	80	20.0	1	50	4	61	15.2	33	1
*NAVY (11.7)	9	132	14.7	1	31	2	2	1.0	3	0
*at PITT (11.14)	9	113	12.6	1	22	2	2	1.0	2	0
*UCONN (11.21)	9	123	13.7	1	39	1	12	12.0	12	0
at STAN (11.28)										

* - games started

Awards & Honors

- ▶ CBSports.com First Team Midseason All-American
- ▶ Phil Steele Preseason First Team All-American
- ▶ Walter Camp Player Of The Year Award Semifinalist
- ▶ Maxwell Award Semifinalist
- ▶ Biletnikoff Award Semifinalist
- ▶ Phil Steele's #6 WR
- ▶ Phil Steele's #19 PR
- ▶ AT&T/ESPN All-America Player of the Week (10.8)
- ▶ SI.com Second Team Midseason All-American
- ▶ Sporting News Preseason Third Team All-American
- ▶ Maxwell Award Watch List
- ▶ Biletnikoff Award Finalist
- ▶ Biletnikoff Award Watch List
- ▶ Lindy's #15 WR
- ▶ CFPA Honorable Mention Performer of the Week (9.13)
- ▶ CFPA Punt Return Performer of the Week (11.15)

Tidbits

- ▶ Tate has registered eight 100-yard receiving games in 2009. He equals Tom Gatewood's (1970) single-season school record for 100-yard receiving games. No other FBS player has more 100-yard receiving games than Tate.
- ▶ Tate has registered 54 catches that have resulted in first downs this season. He also has 18 receptions of over 20 yards, including 10 of over 30 yards. Tate has now recorded 41 receptions of at least 20 yards and 27 catches have gained at least 30 yards over his career.
- ▶ Tate has five multi-touchdown games in 2009.
- ▶ Tate was the first Irish wideout to surpass 100 yards receiving in three consecutive games since Derrick Mayes in 1995.
- ▶ Tate ranks among the top FBS receivers (among qualifiers on the NCAA receiving report) in the nation in the following categories:

Category	#	NCAA Rank	Category	#	NCAA Rank
Total Touchdowns	15	2nd	Scoring	90	2nd
Scoring/Game	8.18	2nd	Touchdown Receptions	12	t-3rd
Total Receiving Yards	1295	4th	Receiving Yards/Game	117.73	4th
Total Receptions	83	8th	Receptions/Game	7.55	9th
All-Purpose Yards	154.18	9th	Yards/Catch	15.60	10th

- ▶ Tate has moved into the top-20 among active FBS wide receivers in a number of career categories.

Category	#	NCAA Rank	Category	#	NCAA Rank
Receiving Yards/Catch	17.0	6th	Receiving TDs	23	12th
Receiving Yards	2506	16th	Receiving Yards/Game	69.6	17th

- ▶ Here is where Tate ranks among the other top FBS wideouts in receiving yards per game:

	Rec.	Yds	TDs	Rec/Gm	Yds/Catch	Yds/Gm
1. Freddie Barnes, Bowling Green	129	1482	14	11.73	11.49	134.73
2. Greg Salas, Hawaii	93	1412	8	8.45	15.18	128.36
3. Danario Alexander, Missouri	92	1411	12	8.36	15.34	128.27
4. Golden Tate, Notre Dame	83	1295	12	7.55	15.60	117.73
5. Dezmon Briscoe, Kansas	70	1095	7	7.00	15.64	109.50

- ▶ Tate surpassed single-season school records for receptions and receiving yards on the same play late in the first quarter against UConn. The reception was Tate's 78th of the season and gave him 1,253 yards. He bested Jeff Samardzija's previous records of 78 and 1,249 and now has 83 catches for 1,295 yards this season.

Receiving Yards - Season

1. Golden Tate	1295 (2009)	1. Jeff Samardzija	2593 (2003-06)
2. Jeff Samardzija	1249 (2005)	2. Derrick Mayes	2512 (1992-95)
3. Maurice Stovall	1149 (2005)	3. Golden Tate	2506 (2007-)
4. Tom Gatewood	1123 (1970)	4. Tim Brown	2493 (1984-87)
5. Jack Snow	1114 (1964)	5. Tom Gatewood	2283 (1969-71)
6. Golden Tate	1080 (2008)	6. Rhema McKnight	2277 (2002-06)
7. Jeff Samardzija	1017 (2006)	7. Maurice Stovall	2195 (2002-05)
8. Tim Brown	910 (1986)	8. Jim Seymour	2113 (1966-68)
9. Rhema McKnight	907 (2006)	9. Tony Hunter	1897 (1979-82)
10. Derrick Mayes	881 (1995)	10. Ken MacAfee	1759 (1974-77)

Receptions - Season

1. Golden Tate	83 (2009)	1. Jeff Samardzija	179 (2003-06)
2. Jeff Samardzija	78 (2006)	2. Rhema McKnight	170 (2002-06)
3. Tom Gatewood	77 (1970)	3. Tom Gatewood	157 (1969-71)
Jeff Samardzija	77 (2005)	4. Golden Tate	147 (2007-)
5. Maurice Stovall	69 (2005)	5. Jim Seymour	138 (1966-68)
6. Rhema McKnight	67 (2006)	6. Tim Brown	137 (1984-87)
7. Jack Snow	60 (1964)	7. Maurice Stovall	130 (2002-05)
8. Golden Tate	58 (2008)	8. Derrick Mayes	129 (1992-95)
Arnaz Battle	58 (2002)	9. Ken MacAfee	128 (1974-77)
10. Darius Walker	56 (2006)	10. Tony Hunter	120 (1979-82)

- ▶ Tate has 23 career touchdown receptions (second all-time) and 12 this season (tied for third all-time).

Touchdown Receptions - Season

1. Rhema McKnight	15 (2006)	1. Jeff Samardzija	27 (2003-06)
Jeff Samardzija	15 (2005)	2. Golden Tate	23 (2007-)
3. Golden Tate	12 (2009)	3. Rhema McKnight	22 (2003-06)
Jeff Samardzija	12 (2006)	Derrick Mayes	22 (1992-95)
5. Derrick Mayes	11 (1994)	5. Tom Gatewood	19 (1969-71)
Maurice Stovall	11 (2005)	6. Maurice Stovall	18 (2002-05)
7. Golden Tate	10 (2008)	7. Jim Seymour	16 (1966-68)
8. Jack Snow	9 (1964)	8. Ken MacAfee	15 (1974-77)
9. Jim Seymour	8 (1966)	9. Michael Floyd	14 (2008-)
Tom Gatewood	8 (1969)	10. Tim Brown	12 (1984-87)
		Bobby Brown	12 (1996-99)

- ▶ Tate has 14 career 100-yard receiving games, which is a school record. He surpassed Tom Gatewood's (1969-71) previous school record of 13.

Games with 100 Yards - Season

1. Golden Tate, Jr.	8 (2009)	1. Golden Tate	14 (2007-)
Tom Gatewood, Jr.	8 (1970)	2. Tom Gatewood	13 (1969-71)
3. Maurice Stovall, Sr.	6 (2005)	3. Michael Floyd	9 (2008-)
4. Michael Floyd, So.	5 (2009)	Derrick Mayes	9 (1992-95)
Golden Tate, So.	5 (2008)	Jeff Samardzija	9 (2003-06)
Jeff Samardzija, Jr.	5 (2005)	6. Maurice Stovall	7 (2002-05)
7. Michael Floyd, Fr.	4 (2008)	7. Jim Seymour	6 (1966-68)
Jeff Samardzija, Sr.	4 (2006)	Tim Brown	6 (1984-87)
Tom Gatewood, So.	4 (1969)		

- ▶ Tate was the 12th player in Irish history to ever record 3,000 career all-purpose yards. Thanks to his 155 all-purpose yards against UConn, Tate (3,911) stands seventh on the Notre Dame career list.

Most Career All-Purpose Yards

	Total	Rush	Rec.	PR	KR	Year
1. Julius Jones	5462	3108	250	426	1678	1999-2003
2. Autry Denson	5327	4318	432	273	304	1995-98
3. Allen Pinkett	5259	4131	774	-	354	1982-85
4. Tim Brown	5024	442	2493	476	1613	1984-87
5. Raghib Ismail	4187	1015	1565	336	1271	1988-90
6. Darius Walker	4065	3249	816	-	-	2004-06
7. Golden Tate	3911	212	2506	284	909	2007-
8. Vagas Ferguson	3838	3742	366	-	-	1976-79
9. Armando Allen	3638	1630	695	66	1247	2007-
10. Johnny Lattner	3116	1724	581	307	376	1951-53

- ▶ Tate's 1,696 all-purpose yards this season rank fifth-best in single-season Notre Dame history. He and former Heisman Trophy winner Tim Brown are the only players in Irish history to eclipse 1,600 all-purpose yards in multiple and back-to-back seasons.

Most All-Purpose Yards In Single-Season History

	Total	Rush	Rec.	PR	KR	Year
1. Tim Brown*	1937	254	910	75	698	1986
2. Tim Brown	1847	144	846	401	456	1987
3. Golden Tate	1754	37	1080	116	521	2008
4. Raghib Ismail	1723	537	699	151	336	1990
5. Golden Tate	1696	171	1295	168	62	2009
6. Allen Pinkett	1682	1394	288	-	-	1983
7. Darius Walker	1658	1267	391	-	-	2006
8. Raghib Ismail	1628	478	535	502	113	1989
9. Autry Denson	1627	1179	111	196	141	1996
10. Autry Denson	1604	1268	175	68	93	1997

*Brown also holds season per game record at 176.1 (1937 in 11)

- ▶ Tate finished the afternoon with nine catches for 123 yards and one touchdown against UConn.
- ▶ Tate hauled in his 12th touchdown reception of the season and the 23rd of his career with 10:59 remaining in the first quarter to give Notre Dame a 7-0 lead over the Huskies.
- ▶ Tate's 12 receiving touchdowns this season rank tied for third in single-season Notre Dame history. He now stands alone in second all-time with 23 career touchdown receptions.
- ▶ Tate has registered a touchdown reception in seven consecutive games. He is now one game shy of former Irish All-American Jeff Samardzija's school record of eight straight games with a touchdown catch.
- ▶ Tate has scored a touchdown, by either rushing, receiving or punt return, in 10 consecutive games. He failed to score a touchdown in the season opening victory over Nevada. The streak of 10 straight games with a touchdown is the longest in a single season for a Notre Dame player since Autry Denson had touchdowns in the first 10 games of the 1998 season. Denson actually had a touchdown in 11 consecutive games when you include the final regular season contest of 1997 (Denson was held without a touchdown in the 1997 Independence Bowl, but bowl statistics did not officially count until the 2002 season).
- ▶ Tate hauled in six receptions for 98 yards and one touchdown in the first quarter alone against UConn.
- ▶ Tate registered 216 all-purpose yards and 113 yards receiving on nine grabs, including a touchdown receiving and punt return touchdown, against No. 8 Pittsburgh.
- ▶ Tate recorded a 87-yard punt return for a touchdown against Pittsburgh — Notre Dame's first punt return for touchdown since Tom Zbikowski against North Carolina in 2006. The punt return touchdown was the longest since Ricky Watters' school-record 97-yard punt return against SMU in 1989. Tate's return was the sixth-longest punt return in school history and second-longest on the road.

Longest Punt Return in ND History

1. Ricky Watters	97	vs. SMU, Nov. 7, 1989
2. M. Harry (Red) Miller	*95	vs. Olivet, Oct. 9, 1909
Chet Grant	95	vs. Case Tech, Sept. 30, 1916
4. Joe Heap	94	at USC, Nov. 28, 1953
5. Joe Heap	92	vs. Pittsburgh, Nov. 11, 1952
6. Golden Tate	87	at Pittsburgh, Nov. 14, 2009

*did not result in touchdown

- ▶ He now has eclipsed 120 all-purpose yards 10 times in 2009 and 18 times over his Irish career.
- ▶ Despite not catching a pass against Navy until over six minutes had elapsed in the second quarter, Tate finished with nine catches for 132 yards and a score. Eight of his catches and 127 of his yards came in the second half. He moved past Arnaz Battle (2002), himself (2008) and Jack Snow (1964) on the Notre Dame single-season receptions list.
- ▶ Notre Dame implemented the Leprecat offense this season and it paid dividends on the touchdown drive late in the first quarter against Washington State. The Irish went 80 yards in six plays and 59 came on the ground out of the Leprecat formation. Tate had two carries for 43 yards on the drive, including a career-long 33-yard run.
- ▶ Tate capped off a 71-yard, eight play drive with a 16-yard touchdown run, again out of the Leprecat to give Notre Dame a 16-0 lead early in the second quarter over the Cougars.
- ▶ The rushing touchdown was his second of the season and third of his career.
- ▶ Tate hauled in a spectacular 50-yard touchdown pass on the final play of the first half to give Notre Dame a 30-7 lead against Washington State.
- ▶ Tate registered two or more touchdowns in three consecutive games (USC, Boston College and Washington State).
- ▶ Tate finished the game with four receptions for 80 yards and one touchdown. He failed to become the first Irish player to record four straight 100-yard games since Tom Gatewood set the school record with five consecutive 100-yard receiving games in 1970.
- ▶ Finished the afternoon against Boston College with a career-high 11 receptions for 128 yards. His previous high was nine receptions set twice earlier this season against Michigan and Washington. The 11 receptions were the most by an Irish receiver in the series against Boston College and the fifth-most ever by an Irish receiver in a single game.

Receptions - Game

1.	14	Maurice Stovall, vs. BYU (Oct. 22, 2005)
2.	13	Jim Seymour, vs. Purdue (Sept. 24, 1966)
3.	12	Tom Gatewood, vs. Purdue (Sept. 26, 1970)
	12	Bobby Brown, at Pittsburgh (Nov. 13, 1999)
5.	11	Golden Tate, vs. Boston College (Oct. 24, 2009)
	11	Jim Kelly, vs. Pittsburgh (Nov. 10, 1962)
7.	10	Michael Floyd, vs. Navy (Nov. 7, 2009)
	10	Michael Floyd, vs. Pittsburgh (Nov. 1, 2008)
	10	Arnaz Battle, vs. Pittsburgh (Oct. 12, 2002)
	10	Arnaz Battle, vs. NC State (Jan. 1, 2003)
	10	Tom Gatewood, at USC (Nov. 28, 1970)
	10	Tom Gatewood, vs. Michigan State (Oct. 4, 1969)
	10	Jim Seymour, at Michigan State (Oct. 26, 1968)
	10	Rhema McKnight, vs. Purdue (Sept. 30, 2006)

- ▶ Hauled in a 11-yard touchdown pass from junior QB Jimmy Clausen with 36 seconds remaining in the first half to give the Irish a 13-9 lead at halftime over Boston College.
- ▶ Tate hooked up with Clausen with 8:12 remaining in the fourth quarter on a 36-yard touchdown reception to give the Irish a 20-16 lead.
- ▶ Tate recorded his first kickoff return of the season on the opening kick of the second half against USC. He returned it 24 yards. Tate totaled 62 yards on three kick returns on the day, moving him past Allen Rossum (1994-97) into eight place on the Notre Dame career list for kickoff return yards with 909.

Kickoff Return Yards - Career

	Total Kick/Punt Return Yards - Career		Total Kick/Punt Return Yards - Career
1. Julius Jones	72-1678 (1999-2001, '03)	1. Julius Jones	2104 (1678, 426); 1999-03
2. Tim Brown	69-1613 (1984-87)	2. Tim Brown	2089 (1613, 476); 1984-87
3. Raghib Ismail	46-1271 (1988-90)	3. Vontez Duff	1955 (1230, 725); 2000-03
4. Armando Allen	54-1247 (2007-)	4. Raghib Ismail	1607 (1271, 336); 1988-90
5. Vontez Duff	47-1230 (2000-03)	5. Allen Rossum	1318 (891, 427); 1994-97
6. Tony Driver	47-1083 (1997-2000)	6. Armando Allen	1313 (1247, 66); 2007-
7. Jim Stone	49-1079 (1977-80)	7. Golden Tate	1193 (909, 284); 2007-
8. Golden Tate	44-909 (2007-)	8. Tony Driver	1083 (1083, 0); 1997-00
9. Allen Rossum	29-891 (1994-97)	9. Jim Stone	1079 (1079, 0); 1977-80
10. Emmett Mosley	30-778 (1993-96)		
Clint Johnson	27-778 (1990-93)		

- ▶ Tate hooked up with junior QB Jimmy Clausen for a 45-yard touchdown pass with 5:18 to go in the third quarter to cut the USC lead to 20-14.
- ▶ Tate added his second touchdown reception of the game with 7:28 left in regulation to cut the Trojans' lead to 34-27.
- ▶ Tate registered a career-best 275 all-purpose yards against Washington. It was the most all-purpose yards by an Irish player since Tim Brown had 294 against Boston College in 1987.

Most All-Purpose Yards In Single-Game History

	Total	Rush	Rec.	PR	KR	Year (Opponent)
1. Willie Maher	361	107	-	80	174	1923 (Kalamazoo)
2. George Gipp	357	150	-	50	157	1920 (Army)
3. Tim Brown	294	15	126	21	132	1987 (Boston College)
4. Tim Brown	284	19	184	-	81	1986 (Navy)
5. Jim Seymour	276	-	276	-	-	1966 (Purdue)
6. Golden Tate	275	31	244	-	-	2009 (Washington)
Tim Brown	275	-4	72	150	57	1987 (Michigan State)
8. Raghib Ismail	268	100	24	-	144	1990 (Miami, Fla.)
9. Vagas Ferguson	263	255	8	-	-	1978 (Georgia Tech)
10. Phil Carter	257	254	3	-	-	1980 (Michigan State)

- ▶ Tate finished the game against Washington with a career-best 244 yards receiving on a then career-high tying nine receptions. The 244 yards are the fourth most by an FBS receiver this season.

FBS Receiving Yards - Game

Name, School	Opponent	Rec.	Yards	TDs
1. Freddie Barnes, Bowling Green	vs. Kent State	22	278	3
2. Jordan Shipley, Texas	vs. UCF	11	273	1
3. DeMarco Sampson, San Diego State	vs. Colorado State	15	257	3
4. Golden Tate, Notre Dame	vs. Washington	9	244	1
5. Stephen Williams, Toledo	vs. Ball State	10	231	2

- ▶ Tate eclipsed 200 yards receiving midway through the third quarter. He became the sixth Irish wideout to ever surpass 200 yards receiving and first since Maurice Stovall against BYU in 2005.
- ▶ The 244 yards receiving are the second most in single-game Irish school history and the most since Jim Seymour set the school record with 276 yards receiving against Purdue in 1966.

Receiving Yards - Game

1. Jim Seymour	276	vs. Purdue, Sept. 24, 1966
2. Golden Tate	244	vs. Washington, Oct. 3, 2009
3. Jack Snow	217	at Wisconsin, Sept. 26, 1964
4. Bobby Brown	208	at Pittsburgh, Nov. 13, 1999
Jim Morse	208	at USC, Nov. 26, 1955
6. Maurice Stovall	207	vs. Brigham Young, Oct. 22, 2005
7. Tom Gatewood	192	vs. Purdue, Sept. 26, 1970
8. Jeff Samardzija	191	at Stanford, Nov. 26, 2005
9. Michael Floyd	189	vs. Nevada, Sept. 5, 2009
10. Tim Brown	184	vs. Navy, Nov. 1, 1986

► Tate's 27.1 yards per catch average ranked as the eighth-best in single-game Irish school history. Tate now has three of the top eight games in school history in that category.

Yards per Reception - Game (min. 4 rec.)

1. Michael Floyd	(4 for 189) 47.3	vs. Nevada, Sept. 5, 2009
2. Jim Morse	(5 for 208) 41.6	at USC, Nov. 26, 1955 (NCAA record)
3. Golden Tate	(4 for 127) 31.8	vs. Michigan, Sept. 13, 2008
4. John Carlson	(4 for 121) 30.3	at Michigan State, Sept. 23, 2006
Rhema McKnight	(4 for 121) 30.3	at Boston College, Oct. 25, 2003
6. Golden Tate	(6 for 177) 29.5	vs. Hawai'i (Hawai'i Bowl, Dec. 24, 2008)
Jeff Samardzija	(6 for 177) 29.5	vs. North Carolina, Nov. 4, 2006
8. Golden Tate	(9 for 244) 27.1	vs. Washington, Oct. 3, 2009
9. Tim Brown	(7 for 184) 26.3	vs. Navy, Nov. 1, 1986
10. Tony Hunter	(5 for 131) 26.2	vs. USC, Oct. 20, 1979

► Tate ripped off a 31-yard rush on a reverse on Notre Dame's first offensive play from scrimmage against Washington.

► Hauled in a 67-yard touchdown catch from Clausen with 3:27 remaining in the first half to give Notre Dame a 16-14 lead over the Huskies. The 67-yard catch was the third longest of his career.

► Tate and Clausen connected on the first play of the second half. The play went for 77 yards to set up another Irish field goal. It marked Tate's longest career reception.

► Tate was used exclusively in the leprecat formation, in replace of injured Irish running back Armando Allen, against Purdue.

► Tate recorded a career-high nine rushes and 55 yards, including a 14-yard touchdown run with 4:43 remaining before halftime to give the Irish a 17-7 lead.

► Tate bested his previous career-highs for carries (two at Washington in 2008) and rushing yards (24 at Michigan State in 2008) in the second quarter alone against the Boilermakers. He totaled 50 yards on six carries in the quarter.

► Tate also made his first career appearance in the backfield as a running back and promptly raced 15 yards on Notre Dame's touchdown drive to open the second quarter.

► Tate collected a 54-yard reception on Notre Dame's touchdown drive to open the third quarter against Michigan State. The reception for Tate was the fifth longest of his Irish career.

► Tate hauled in a 33-yard touchdown pass from Clausen to give the Irish a 33-30 lead with 5:18 to go in the fourth quarter.

► Tate hauled in nine catches for 115 yards against Michigan.

► Tate's nine receptions are the most by an Irish player in the all-time series with the Wolverines, besting the previous high of seven set by three different players (most recently Darius Walker in 2006).

► Tate also tied five other Irish players (most recently junior RB Robert Hughes in 2008) with the most touchdowns in a single game against the Wolverines in the series.


► Tate hooked up with Clausen to bring Notre Dame within four, 14-10, early in the second quarter.

► Tate added his second touchdown catch of the afternoon with 9:46 to go in the fourth quarter to bring the Irish within five points at 31-26.

► Tate totaled 203 all-purpose yards (177 receiving, 17 kick, nine punt) and three touchdowns in the 49-21 rout of Hawai'i in the 2008 Hawai'i Bowl. His three TDs were a career-best. One of his touchdowns went for 69 yards, which was the longest play from scrimmage on the year for the Irish and then longest of Tate's career. Tate set school bowl game records for receiving yards and receiving touchdowns.

25

JONAS GRAY



Pontiac, Mich. (Detroit Country Day School)
Birthdate: 6-27-90

Halfback

50

5-10

220

Gray's Career Highs

Carries – 9, three times	Rushing Yards – 61, at Washington (10.25.08)
Longest Rush – 19, twice	Receptions – 2, at Purdue (9.26.09)
Receiving Yards – 42, at Purdue (9.26.09)	Longest Reception – 23, at Purdue (9.26.09)
Kickoff Returns – 1, twice	Kickoff Return Yards – 5, at UNC (10.11.08)
Longest Kickoff Return – 5, at UNC (10.11.08)	

Gray's Season Highs

Carries – 9, twice	Rushing Yards – 50, Nevada (9.5)
Longest Rush – 19, Nevada (9.5)	Receptions – 2, at Purdue (9.26)
Receiving Yards – 42, at Purdue (9.26)	Longest Reception – 23, at Purdue (9.26)

Gray's Career Rushing Stats

Year	G-S	Att	Yds	TD	LG	Avg/C	Avg/G
2008	7-0	21	90	0	19	4.3	12.9
2009	8-1	34	119	0	19	3.5	14.9
Total	15-1	55	209	0	19	3.8	13.9

Gray's Game-by-Game

2009	Rushing					Receiving				
	Att	Yds	Avg	LG	TD	Rec	Yds	Avg	TD	LG
NEV (9.5)	9	50	5.6	19	0	1	5	5.0	0	5
at UM (9.12)	3	0	0.0	4	0	1	7	7.0	0	7
MSU (9.19)	4	24	6.0	15	0	0	0	0.0	0	0
*at PUR (9.26)	9	18	2.0	0	0	2	42	21.0	0	23
WASH (10.3)	0	0	0.0	0	0	0	0	0.0	0	0
USC (10.17)	0	0	0.0	0	0	0	0	0.0	0	0
BC (10.24)	1	6	6.0	6	0	0	0	0.0	0	0
vs. WSU (10.31)	8	29	2.6	14	0	0	0	0.0	0	0
NAVY (11.7)						DNP				
at PITT (11.14)						DNP				
UCONN (11.21)										
at STAN (11.28)										

* - games started

Tidbits

- Gray registered his first career start against Purdue replacing the injured Armando Allen.
- Gray entered the contest against the Boilermakers with only two career receptions for 12 yards, but he hauled in a then career-long 19-yard reception on Notre Dame's initial drive of the game and added a 23-yard reception on the second drive of the evening for the Irish.

32 THEO RIDDICK

Manville, N.J. (Immaculata)
Birthdate: 5-4-91



Halfback

FR

5-10

195

Riddick's Season/Career Highs

Carries – 9, vs. Washington St. (10.31)
Longest Rush – 24, at Purdue (9.26)
Receiving Yards – 24, vs. Washington State (10.31)
Kick Returns – 6, Washington (10.3)
Longest Kick Return – 38, Michigan State (9.19)

Rushing Yards – 51, vs. Washington State (10.31)
Receptions – 3, vs. Washington State (10.31)
Longest Reception – 16, Navy (11.7)
Kick Return Yards – 129, Washington (10.3)
All-Purpose Yards – 152, Navy (11.7)

Riddick's Career Rushing Stats

Year	G-S	Att	Yds	TD	LG	Avg/C	Avg/G
2009	11-0	23	125	0	24	5.4	11.4

Riddick's Career Kickoff Return Stats

Year	No	Yds	TD	LG	Avg/R	Avg/G
2009	31	727	0	38	23.5	66.1

Riddick's Career All-Purpose Stats

Year	Rush	RCV	PR	KR	IR	Total	Avg/G
2009	125	45	0	727	0	897	81.5

Riddick's Game-by-Game

2009	Rushing						Receiving					
	Att	Yds	Avg	LG	TD	Rec	Yds	Avg	TD	LG		
NEV (9.5)	5	19	3.8	9	0	0	0	0.0	0	0		
at UM (9.12)	1	0	0.0	0	0	0	0	0.0	0	0		
MSU (9.19)	0	0	0.0	0	0	0	0	0.0	0	0		
at PUR (9.26)	1	24	24.0	24	0	0	0	0.0	0	0		
WASH (10.3)	0	0	0.0	0	0	0	0	0.0	0	0		
USC (10.17)	0	0	0.0	0	0	0	0	0.0	0	0		
BC (10.24)	0	0	0.0	0	0	0	0	0.0	0	0		
vs. WSU (10.31)	9	51	5.7	14	0	3	24	8.0	0	12		
NAVY (11.7)	5	35	7.0	18	0	1	16	16.0	0	16		
at PITT (11.14)	2	-4	-2.0	0	0	1	5	5.0	0	5		
UCONN (11.21)	0	0	0.0	0	0	0	0	0.0	0	0		
at STAN (11.28)												

* - games started

Riddick's Game-by-Game

2009	Kick Returns				
	Att	Yds	Avg	LG	TD
NEV (9.5)	1	23	23.0	23	0
at UM (9.12)	1	23	23.0	23	0
MSU (9.19)	4	107	26.8	38	0
at PUR (9.26)	4	96	24.0	35	0
WASH (10.3)	6	129	21.5	27	0
USC (10.17)	2	48	24.0	31	0
BC (10.24)	2	50	25.0	26	0
vs. WSU (10.31)	2	41	20.5	21	0
NAVY (11.7)	4	101	25.3	28	0
at PITT (11.14)	2	41	20.5	28	0
UCONN (11.21)	3	68	22.7	28	1
at STAN (11.28)					

Tidbits

- ▶ Riddick registered a game-high and career-high 152 all-purpose yards against Navy.
- ▶ Over the two games against Washington State and Navy, Riddick averaged 139.0 all-purpose yards per contest.
- ▶ Riddick's 23.45 yards per kickoff return ranks 69th-best in the FBS. It also ranks as the 12th-best total of any true freshman kick returner in the nation.

33 ROBERT HUGHES

Chicago, Ill. (Hubbard)
Birthdate: 6-21-89



Halfback

JR

5-11

234

Hughes' Career Highs

Carries – 24, vs. Washington State (10.31.09)
Longest Rush – 45, at Stanford (11.24.07)
Kickoff Returns – 2, twice
Longest Kick Return – 15, Michigan State (9.22.07)
Receiving Yards – 59, Navy (11.7.09)
All-Purpose Yards – 182, Washington State (10.31.09)

Rushing Yards – 136, at Stanford (11.24.07)
Rushing TDs – 2, Michigan (9.13.08)
Kickoff Return Yards – 18, at Purdue (9.29.07)
Receptions – 6, Navy (11.7.09)
Longest Reception – 30, Navy (11.7.09)

Hughes' Season Highs

Carries – 24, Washington State (10.31)
Longest Rush – 37, Washington (10.3)
Receiving Yards – 59, Navy (11.7)
All-Purpose Yards – 182, Washington State (10.31)

Rushing Yards – 131, Washington State (10.31)
Receptions – 6, Navy (11.7)
Longest Reception – 30, Navy (11.7)

Hughes' Career Rushing Stats

Year	G-S	Att	Yds	TD	LG	Avg/C	Avg/G
2007	11-1	53	294	4	45	5.5	26.7
2008	12-3	112	382	4	18	3.4	31.8
2009	10-2	75	342	5	37	4.6	34.2
Total	33-6	240	1018	13	45	4.2	30.8

Hughes' Career Receiving Stats

Year	Rec	Yds	TD	LG	Rec/G	Avg/C	Avg/G
2007	3	17	0	13	0.3	5.7	1.5
2008	14	93	0	15	1.2	6.6	7.8
2009	15	143	0	30	1.7	9.5	15.9
Total	32	253	0	30	1.0	7.9	7.9

Hughes' Game-by-Game

2009	Rushing						Receiving					
	Att	Yds	Avg	LG	TD	Rec	Yds	Avg	TD	LG		
NEV (9.5)	6	20	3.3	8	0	0	0	0.0	0	0		
at UM (9.12)	1	0	0.0	0	0	0	0	0.0	0	0		
MSU (9.19)	0	0	0.0	0	0	1	-1	-1.0	0	-1		
at PUR (9.26)	15	68	4.5	20	1	3	9	3.0	0	5		
WASH (10.3)	8	70	8.8	37	1	1	25	25.0	0	25		
USC (10.17)	6	17	2.8	7	1	0	0	0.0	0	0		
BC (10.24)	4	5	1.2	3	0	0	0	0.0	0	0		
*vs. WSU (10.31)	24	131	5.5	18	1	4	51	12.8	0	16		
*NAVY (11.7)	7	20	2.9	13	1	6	59	9.8	0	30		
at PITT (11.14)												
UCONN (11.21)	4	11	2.8	6	0	0	0	0.0	0	0		
at STAN (11.28)												

* - games started


Tidbits

- ▶ Hughes registered his fifth rushing touchdown of the season and the 13th of his career against Navy.
- ▶ Hughes' one-yard TD plunge with 5:03 to go in the third quarter cut the Navy lead to 14-7.
- ▶ Hughes has recorded a touchdown run in five of Notre Dame's last eight games.
- ▶ Hughes also set new career-bests with six receptions and 59 yards receiving against the Midshipmen.
- ▶ Gave the Irish a 23-0 lead with 4:05 left before halftime against Washington State with a one-yard touchdown plunge.
- ▶ Hughes finished the night with 131 yards on 24 carries. The 131 yards is the second-most in his career (Hughes ran for 136 against Stanford in 2007). The 24 carries was a career-best. Hughes also totaled 51 yards receiving, four receptions and a career-best 182 all-purpose yards.
- ▶ Hughes has recorded a trio of 100-yard career rushing games and one multi-touchdown game in his career.
- ▶ Hughes plunged ahead from two-yards out with 1:04 remaining in the first quarter to tie the score with USC, 7-7.
- ▶ Hughes recorded a 25-yard reception with 14:51 remaining in the fourth quarter against Washington. He added a 37-yard rush on the same drive (the second longest carry of his career). Hughes totaled 53 yards on the 93-yard drive (which resulted in just a field goal).

- ▶ Hughes scored Notre Dame's eventual gamewinning touchdown in overtime against the Huskies and also added the two-point conversion late in the fourth quarter to give the Irish a 33-30 lead.
- ▶ Hughes capped off a 73-yard scoring drive against Purdue with a two-yard touchdown plunge with 10:43 to go before halftime to give the Irish a 10-7 lead. He had just 20 yards on seven carries entering the game, but Hughes had four carries for 37 yards on the scoring drive.
- ▶ Hughes took over the starting fullback duties for the injured James Aldridge, but when Aldridge returned to the lineup, Hughes moved back to tail back.

34

JAMES ALDRIDGE



St. Louis, Mo. (Merrillville, Ind.)
Birthdate: 7-6-87

Fullback
SR
6-0
225

Aldridge's Career Highs

Carries – 32, Navy (11.3.07)	Rushing Yards – 125, Navy (11.3.07)
Longest Rush – 43, Michigan State (9.22.07)	Rushing TDs – 2, at Washington (10.25.08)
Receptions – 3, at UCLA (10.6.07)	Receiving Yards – 18, at UCLA (10.6.07)
Longest Reception – 11, at UCLA (10.6.07)	Kickoff Returns – 1, Syracuse (11.22.08)
Kickoff Return Yards – 15, Syracuse (11.22.08)	Longest Kickoff Return – 15, Syracuse (11.22.08)

Aldridge's Season Highs

Carries – 3, Nevada (9.5)	Rushing Yards – 13, Nevada (9.5)
Longest Rush – 9, Nevada (9.5)	

Aldridge's Career Rushing Stats

Year	G-S	Att	Yds	TD	LG	Avg/C	Avg/G
2006	7-0	37	142	0	13	3.8	20.3
2007	11-5	121	463	0	43	3.8	42.1
2008	12-1	91	357	3	19	3.9	29.8
2009	5-0	6	17	0	9	2.8	3.4
Total	36-6	255	979	3	43	3.8	28.0

Aldridge's Game-by-Game

2009	Rushing					Receiving				
	Att	Yds	Avg	LG	TD	Rec	Yds	Avg	TD	LG
NEV (9.5)	3	13	4.3	9	0	0	0	0.0	0	0
at UM (9.12)										DNP - injury
MSU (9.19)										DNP - injury
at PUR (9.26)										DNP - injury
WASH (10.3)										DNP - injury
USC (10.17)	2	2	1.0	2	0	0	0	0.0	0	0
BC (10.24)										DNP
vs. WSU (10.31)	0	0	0.0	0	0	0	0	0.0	0	0
NAVY (11.7)										DNP
at PITT (11.14)	0	0	0.0	0	0	0	0	0.0	0	0
UCONN (11.21)	1	2	2.0	2	0	0	0	0.0	0	0
at STAN (11.28)										


* - games started

Tidbits

- ▶ Aldridge missed the Michigan, Michigan State, Purdue and Washington games due to an injured shoulder.
- ▶ Aldridge returned from injury against USC.
- ▶ Aldridge has eclipsed 100 rushing yards in a game twice in his career and has averaged at least 5.0 yards per carry in eight contests.
- ▶ Aldridge moved to fullback in spring drills and opens training camp as the starter.

55

ERIC OLSEN



Staten Island, N.Y. (Brooklyn Poly Prep)
Birthdate: 6-16-88

Center/Guard
SR
6-5
305

Awards & Honors

- ▶ Irish Offensive Co-Captain
- ▶ Lombardi Award Watch List
- ▶ *Sporting News* Preseason Third Team All-American
- ▶ Phil Steele's #25 OG

Tidbits

- ▶ Olsen has not allowed a sack all season.
- ▶ Olsen is one of four Irish captains.
- ▶ Fiesty and aggressive lineman has the second-longest consecutive games started streak on the roster and has started the third-most games of any Irish player on the roster.
- ▶ Started 30 consecutive contests (19 at left guard, 11 at center) and played in 43 games in his career.
- ▶ One of the leaders of the offensive line and moves to center from left guard for his senior year.
- ▶ One of four returning starters on the offensive line and one of six linemen with starting experience.

59

CHRIS STEWART



Spring, Texas (Klein)
Birthdate: 9-12-87

Offensive Guard
SR
6-5
330

Awards & Honors

- ▶ 2009 Academic All-District 5
- ▶ Phil Steele's #13 OG

Tidbits

- ▶ Settled in nicely at offensive guard for the Irish in 2008 after bouncing around in different positions for his first two seasons.
- ▶ Began Notre Dame career as an offensive lineman but tried playing defensive line during spring of 2007 before returning to offensive line during '07 training camp.
- ▶ Played in 27 games over the past three seasons and started 21 games (10 in 2008 and all 11 this season).
- ▶ Moved from right guard to left guard in 2009 and opened the season as the starter.

72

PAUL DUNCAN



Dallas, Ga. (East Paulding)
Birthdate: 6-18-87

Offensive Tackle
SR
6-7
315

Tidbits

- ▶ Veteran member of the offensive line and one of two players who returns for a fifth year on the offensive side of the ball.
- ▶ Enjoyed a solid spring practice and enters 2009 as the starter at left tackle.
- ▶ Started 23 of 40 career games played for the Irish including 13 starts at left tackle and 10 starts at right tackle (started 12 games in 2007).
- ▶ One of six members of the Irish offensive line in 2009 with starting experience.

74 SAM YOUNG



Coral Springs, Fla. (St. Thomas Aquinas)
 Birthdate: 6-24-87

Offensive Tackle SR 6-8 320

Awards & Honors

- ▶ Irish Leadership Committee
- ▶ Outland Trophy Watch List
- ▶ Phil Steele's #4 OT
- ▶ Phil Steele Preseason Second Team All-American
- ▶ Lombardi Award Watch List
- ▶ Lindy's #7 OT

Tidbits

- ▶ Young allowed his first and only sack of the season against Navy.
- ▶ Serves on the Irish Leadership Committee.
- ▶ Notre Dame's top returning offensive lineman enters his final season with the possibility of setting the school record for most starts in a career.
- ▶ Has started all 49 games of his career and is the only Notre Dame offensive lineman to have started every game since his freshman year.
- ▶ His 49 career starts rank first on the all-time list for career starts at Notre Dame. Former SS Tom Zbikowski (2004-07) and Maurice Crum, Jr. (2005-09) had 48 career starts.

Name	Career Starts	Career
Sam Young	49	2006-present
Tom Zbikowski	48	2004-07
Maurice Crum, Jr.	48	2005-08
Brady Quinn	46	2003-06
Ryan Harris	45	2003-06

- ▶ Young's 49 career starts also ranks tied for the fourth-most by a current FBS player.

Name	Career Starts
John Estes, C, Hawaii	52
Ciron Black, OT, LSU	50
Syd'Quan Thompson, CB, California	50
Sam Young, OT, Notre Dame	49
Dexter Davis, DE, Arizona State	49

- ▶ Became the first Irish offensive lineman to make his debut as a freshman in the season opener since freshmen regained eligibility in 1972.
- ▶ Veteran leader of the offense has more starts under his belt than any other player on the roster.
- ▶ Started 39 games at right tackle and 10 games at left tackle in his career.
- ▶ Started his first 25 games at Notre Dame, all 13 games in 2008 and the first 10 games of 2009 at right tackle.
- ▶ One of four returning starters on the offensive line in 2009.

78 TREVOR ROBINSON



Elkhorn, Neb. (Elkhorn)
 Birthdate: 5-16-90

Offensive Guard SO 6-5 305

Tidbits

- ▶ Strong, versatile offensive lineman has already appeared in 21 games early on in his Notre Dame career.
- ▶ Started the first eight games this season before missing the Navy contest with an injury, but returned to starting lineup at Pittsburgh and UConn.
- ▶ Registered three starts as a freshman, logging 190:07 of playing time.
- ▶ Missed spring practice while recovering from an injury but opens 2009 as the starter at right guard.

82 ROBBY PARRIS



Olmstead Falls, Ohio (St. Ignatius)
 Birthdate: 12-3-87

Wide Receiver SR 6-3 205

Parris' Career Highs

Receptions – 9, USC (10.17.09) **Receiving Yards** – 94, Boston College (10.13.07)
Longest Reception – 35, at Penn State (9.8.07) **Receiving TDs** – 1, twice

Parris' Season Highs

Receptions – 9, USC (10.17) **Receiving Yards** – 92, USC (10.17)
Longest Reception – 26, Washington (10.3) **Receiving TDs** – 1, Michigan State (9.19)

Parris' Career Stats

Year	G-S	Rec	Yds	TD	LG	Rec/G	Avg/C	Avg/G
2006	6-0	1	7	0	7	0.2	7.0	1.2
2007	12-4	29	361	1	35	2.4	12.4	30.1
2008	7-0	9	50	0	12	1.3	5.6	7.1
2009	10-6	25	227	1	26	2.5	9.1	22.7
Total	35-10	64	645	2	35	1.8	10.1	18.4

Parris' Game-by-Game

2009	Rec	Yds	Avg	TD	LG
NEV (9.5)	1	10	10.0	0	10
at UM (9.12)	0	0	0.0	0	0
*MSU (9.19)	3	16	5.3	1	6
at PUR (9.26)	1	15	15.0	0	15
**WASH (10.3)	2	46	23.0	0	26
*USC (10.17)	9	92	10.2	0	25
*BC (10.24)	1	3	3.0	0	3
vs. WSU (10.31)			DNP - injury		
*NAVY (11.7)	5	28	5.6	0	11
at PITT (11.14)	0	0	0.0	0	0
*UCONN (11.21)	3	17	6.3	0	9
at STAN (11.28)					


* - games started

Tidbits

- ▶ Parris missed the Washington State game due to an injury.
- ▶ Parris hauled in a career-high nine receptions against USC. He also registered 92 yards receiving, which is the second-most in his career. Parris has registered four first down receptions on third down plays. In fact, of his 25 catches this season, seven have produced an Irish first down on third or fourth down, including a trio of third or fourth and 10+ plays.
- ▶ Parris had two receptions for 46 yards in the victory over Washington. He had a pair of 20+ yard catches, including a 26-yard grab.
- ▶ Recorded his first touchdown reception of 2009 and the second of his career against Michigan State. His touchdown gave the Irish a 23-17 lead with 11:49 to go in the third quarter.
- ▶ Parris had just one catch against Purdue, but it could not have come at a better time. He hauled in a 15-yard reception on third down and 14 to give the Irish a critical first down on their gamewinning drive in the waning minutes.

83 MIKE RAGONE

Camden, N.J. (Camden Catholic)
Birthdate: 2-18-88



Tight End

JR

6-5

251

Ragone's Season/Career Highs

Receptions – 3, UConn (11.21.09) **Receiving Yards** – 33, Navy (11.7.09)
Longest Reception – 30, Navy (11.7.09)

Ragone's Career Stats

Year	G-S	Rec	Yds	TD	LG	Rec/G	Avg/C	Avg/G
2007	11-0	1	7	0	7	0.1	7.0	0.6
2008	DNP							
2009	11-5	6	60	0	30	0.5	10.0	5.5
Total	22-5	7	67	0	37	0.3	9.6	3.0

Ragone's Game-by-Game

2009	Rec	Yds	Avg	TD	LG
*NEV (9.5)	0	0	0.0	0	0
at UM (9.12)	0	0	0.0	0	0
MSU (9.19)	0	0	0.0	0	0
*at PUR (9.26)	0	0	0.0	0	0
WASH (10.3)	0	0	0.0	0	0
USC (10.17)	0	0	0.0	0	0
BC (10.24)	0	0	0.0	0	0
*vs. WSU (10.31)	1	6	6.0	0	6
NAVY (11.7)	2	33	16.5	0	30
*at PITT (11.14)	0	0	0.0	0	0
*UCONN (11.21)	3	21	7.0	0	11
at STAN (11.28)					

* - games started

Tidbits

- ▶ Ragone moved into the primary starting role at tight end against Pittsburgh following the injury to Mackey Award Semifinalist Kyle Rudolph.
- ▶ Ragone registered three receptions for 21 yards, including an 11-yarder, against UConn.
- ▶ After picking up one reception over the first eight games of the season, Ragone hauled in two catches for 33 yards, including a career-best 30-yard snag against Navy.
- ▶ Made an incredible hustle to play to deny Washington State two points. Ragone chased down a Cougar some 85 yards following a blocked Irish extra-point attempt.
- ▶ Made first career start against Nevada in the season opener.

2 DARRIN WALLS

Pittsburgh, Pa. (Woodland Hills)
Birthdate: 6-20-88



Cornerback

SR

6-2

190

Walls' Career Highs

Total Tackles – 7, at Michigan (9.12.09) **Solo Tackles** – 4, twice
Assisted Tackles – 4, Duke (11.17.07) **Tackles For Loss** – 2.0, Navy (11.3.07)
Interceptions – 1, twice **Longest INT Return** – 73, at Penn State (9.8.07)
INT Return TD – 73, at Penn State (9.8.07) **Forced Fumbles** – 1, twice
Pass Breakups – 2, three times

Walls' Season Highs

Total Tackles – 7, at Michigan (9.12) **Solo Tackles** – 4, at Michigan (9.12)
Assisted Tackles – 3, at Michigan (9.12) **Tackles For Loss** – 1.0, at Michigan (9.12)
Pass Breakups – 2, at Pittsburgh (11.14) **Interceptions** – 1, at Purdue (9.26)
Longest INT Return – 2, at Purdue (9.26)

Walls' Career Stats

Year	G-S	Tackles				Fumbles				
		TT	UT	AT	TFL	Scks	FF	FR	PBU	INT
2006	8-2	4	4	0	0.0-0	0.0-0	0	0-0	1	0-0
2007	12-11	32	23	9	2.5-17	0.0-0	2	0-0	9	1-73
2008					DNP					
2009	11-7	22	14	8	1.0-1	0.0-0	0	0-0	5	1-2
Total	31-20	58	41	17	3.5-18	0.0-0	2	0-0	15	2-75

Walls' Game-by-Game

2009	TT	UT	AT	TFL	Scks	FF	FR	PBU	INT
NEV (9.5)	0	0	0	0.0-0	0.0-0	0	0	0	0
*at UM (9.12)	7	4	3	1.0-1	0.0-0	0	0	1	0
*MSU (9.19)	2	2	0	0.0-0	0.0-0	0	0	1	0
*at PUR (9.26)	2	1	1	0.0-0	0.0-0	0	0	0	1-2
*WASH (10.3)	1	1	0	0.0-0	0.0-0	0	0	0	0
*USC (10.17)	4	2	2	0.0-0	0.0-0	0	0	1	0
BC (10.24)	1	1	0	0.0-0	0.0-0	0	0	0	0
vs. WSU (10.31)	0	0	0	0.0-0	0.0-0	0	0	0	0
NAVY (11.7)	0	0	0	0.0-0	0.0-0	0	0	0	0
*at PITT (11.14)	2	2	0	0.0-0	0.0-0	0	0	2	0
*UCONN (11.21)	3	1	2	0.0-0	0.0-0	0	0	0	0
at STAN (11.28)									

* - games started

Tidbits

- ▶ One of the top defensive players on the Irish roster looks to continue his growth from his first two years of action.
- ▶ Started at left cornerback as a sophomore (2007) and was used in nickel situations during freshman season (2006) before leaving school for personal reasons in 2008.
- ▶ Walls registered his first INT of 2009 and the second of his career on a key fourth down stop against Purdue.
- ▶ Set a career-high with seven tackles against Michigan. Walls equalled his career-best with four solo stops.
- ▶ Walls equalled his career-high with two pass breakups at Pittsburgh. He now stands tied for 10th on the career pass breakups list.

Passes Broken Up - Career

1. Clarence Ellis (1969-71)	32
2. Luther Bradley (1973-77)	27
3. Shane Walton (1999-02)	25
4. Dave Waymer (1976-79)	22
5. Todd Lyght (1987-90)	20.5
6. Ralph Stepaniak (1969-71)	20
7. Thomas O'Leary (1965-67)	19
8. Vontez Duff (2000-03)	18
9. Dave Duerson (1979-82)	16
10. Darrin Walls (2006-)	15
Mike Richardson (2002-06)	15

5 MANTI TE'O

Laie, Hawai'i (Punahou)
Birthdate: 1-26-91



Linebacker

FR

6-2

244

8 RAESHON MCNEIL

Cooleemee, N.C. (Davie County)
Birthdate: 12-25-87



Cornerback

SR

6-0

190

Te'o's Career/Season Highs

Total Tackles – 10, Washington (10.3)
Assisted Tackles – 8, Washington (10.3)
Sacks – 1.0, at Purdue (9.26)

Solo Tackles – 7, Connecticut (11.21)
Tackles For Loss – 2.5, Boston College (10.24)
Pass Breakup – 1, Boston College (10.24)

Te'o's Career Stats

Year	G-S	Tackles			Fumbles			FR	PBU	INT
		TT	UT	AT	TFL	Scks	FF			
2009	11-9	53	24	29	5.0-24	1.0-12	0	0-0	1	0-0

Te'o's Game-by-Game

2009	TT	UT	AT	TFL	Scks	FF	FR	PBU	INT
NEV (9.5)	2	2	0	0.0-0	0.0-0	0	0	0	0
*at UM (9.12)	2	1	1	1.0-2	0.0-0	0	0	0	0
MSU (9.19)	1	0	1	0.0-0	0.0-0	0	0	0	0
*at PUR (9.26)	1	1	0	1.0-12	1.0-12	0	0	0	0
*WASH (10.3)	10	2	8	0.0-0	0.0-0	0	0	0	0
*USC (10.17)	8	4	4	0.0-0	0.0-0	0	0	0	0
*BC (10.24)	9	2	7	2.5-10	0.0-0	0	0	1	0
*vs. WSU (10.31)	3	2	1	0.0-0	0.0-0	0	0	0	0
*NAVY (11.7)	5	2	3	0.0-0	0.0-0	0	0	0	0
*at PITT (11.14)	4	1	3	0.0-0	0.0-0	0	0	0	0
*UCONN (11.21)	8	7	1	0.5-0	0.0-0	0	0	0	0
at STAN (11.28)									

* - games started

Tidbits

► Te'o has recorded 53 tackles this season, including 47 in the last seven games (all starts). With his eight tackles against UConn, he became the fifth freshman to ever register 50 tackles in a single season. Here is that exclusive list:

Tackles - Season - Freshman

1. Bob Golic, LB	1975	82
2. Ross Browner, DE	1973	68
3. Mike Kovaleski, LB	1983	62
4. Randy Harrison, FS	1974	57
5. Manti Te'o, LB	2009	53
6. Kory Minor, LB	1995	47
*Steve Niehaus, DT	1972	47
8. Ian Williams, DT	2007	45
9. Mark Zavagnin, LB	1979	43
Tim Marshall, DT	1980	43

* played just four games before injury ended season

- Te'o has recorded 47 tackles since becoming a full-time starter against Washington, ranking second on the team over the six-game span.
- Te'o made nine tackles, including 2.5 for loss, and even added his first career pass breakup in the victory over Boston College.
- Te'o registered eight tackles, four solo, in the loss to USC. He totaled 27 tackles, 9.0 per game, against Washington, USC and Boston College.
- Te'o recorded a career-best 10 tackles in the victory over Washington. He became the first Irish freshman to record 10 or more tackles since Ian Williams had 11 against Navy in 2007.
- Te'o registered a solo tackle on his first career defensive play against Nevada.
- Te'o collected his first career start in an Irish uniform against Michigan. He became the first Notre Dame freshman to start at linebacker since Brian Smith in 2007. Te'o picked up his first tackle for loss against the Wolverines.
- Te'o recorded his first career sack with 16 seconds left deep in Purdue territory to help secure Notre Dame's 24-21 victory over the Boilermakers.

McNeil's Career Highs

Total Tackles – 6, twice
Assisted Tackles – 4, Syracuse (11.22.08)
Sacks – 1.0, at Stanford (11.24.07)
INT Return Yards – 47, Pittsburgh (11.8.08)
Pass Breakups – 3, at Boston College (11.8.08)

Solo Tackles – 5, at North Carolina (10.11.08)
Tackles For Loss – 1.0, at Stanford (11.24.07)
Interceptions – 2, Pittsburgh (11.8.08)
Longest INT Return – 43, Pittsburgh (11.8.08)

McNeil's Season Highs

Total Tackles – 5, at Michigan (9.12)
Assisted Tackles – 1, twice

Solo Tackles – 4, at Michigan (9.12)

McNeil's Career Stats

Year	G-S	Tackles			Fumbles			FR	PBU	INT
		TT	UT	AT	TFL	Scks	FF			
2006	11-0	4	2	2	0.0-0	0.0-0	0	0-0	0	0-0
2007	11-1	9	6	3	1.0-10	1.0-10	0	0-0	3	0-0
2008	13-13	41	28	13	0.0-0	0.0-0	0	0-0	11	2-47
2009	11-1	8	6	2	0.0-0	0.0-0	0	0-0	0	0-0
Total	46-15	62	42	20	1.0-10	1.0-10	0	0-0	14	2-47

McNeil's Game-by-Game

2009	TT	UT	AT	TFL	Scks	FF	FR	PBU	INT
*NEV (9.5)	0	0	0	0.0-0	0.0-0	0	0	0	0
at UM (9.12)	5	4	1	0.0-0	0.0-0	0	0	0	0
MSU (9.19)	0	0	0	0.0-0	0.0-0	0	0	0	0
at PUR (9.26)	0	0	0	0.0-0	0.0-0	0	0	0	0
WASH (10.3)	1	0	1	0.0-0	0.0-0	0	0	0	0
USC (10.17)	0	0	0	0.0-0	0.0-0	0	0	0	0
BC (10.24)	1	1	0	0.0-0	0.0-0	0	0	0	0
vs. WSU (10.31)	1	1	0	0.0-0	0.0-0	0	0	0	0
NAVY (11.7)	0	0	0	0.0-0	0.0-0	0	0	0	0
at PITT (11.14)	0	0	0	0.0-0	0.0-0	0	0	0	0
UCONN (11.21)	0	0	0	0.0-0	0.0-0	0	0	0	0
at STAN (11.28)									

* - games started

Tidbits

- McNeil saw his starting streak of 14 consecutive games come to an end against Michigan. He had started every game for the Irish since the season opener of 2008.
- Ranks 11th all-time in passes broken up following a stellar 2008 campaign in which he recorded the third-most breakups in a season in school history.
- McNeil registered the most PBUs by an Irish player since Dave Waymer had 12 in 1978.

Passes Broken Up - Season

1. Clarence Ellis	13 (1969)
2. Dave Waymer	12 (1978)
3. Raeshon McNeil	11 (2008)
Tom Schoen	11 (1967)
Luther Bradley	11 (1973)
6. Dennis Phillips	10 (1963)
Tony Carey	10 (1964)
Tom Longo	10 (1964)
David Martin	10 (1966)
Thomas O'Leary	10 (1966)
Ralph Stepaniak	10 (1969)

- McNeil led Notre Dame in 2008 with 11 pass breakups, including two in the victory over Michigan, and 13 passes defended (11 PBUs and two INT).

9 ETHAN JOHNSON

Portland, Ore. (Lincoln)
Birthdate: 12-18-89



Defensive Tackle	50	6-4	280
------------------	----	-----	-----

Johnson's Career Highs

Total Tackles – 6, Connecticut (11.21.09) **Solo Tackles** – 5, at USC (11.29.08)
Assisted Tackles – 4, Connecticut (11.21.09) **QB Hurries** – 2, twice
Tackles For Loss – 2.0, twice **Sacks** – 2.0, vs. Hawai'i (12.24.08)
Pass Breakups – 2, at Michigan State (9.20.08) **Blocked Kicks** – 1, Michigan State (9.19.09)
Forced Fumbles – 1, Washington (10.3.09) **Fumble Recovery** – 1, twice

Johnson's Season Highs

Total Tackles – 6, Connecticut (11.21) **Solo Tackles** – 3, twice
Assisted Tackles – 4, Connecticut (11.21) **Tackles For Loss** – 2.0, Washington (10.3)
Sacks – 1.5, vs. Washington State (10.31) **Blocked Kicks** – 1, Michigan State (9.19)
Pass Breakups – 1, USC (10.17) **Forced Fumbles** – 1, Washington (10.3)
Fumble Recovery – 1, twice **QB Hurries** – 2, twice

Johnson's Career Stats

Year	Tackles				Fumbles					
	G-S	TT	UT	AT	TFL	Scks	FF	FR	PBU	INT
2008	13-4	18	9	9	5.0-21	3.5-17	0	0-0	2	0-0
2009	11-10	29	13	16	6.5-39	4.0-32	1	2-0	1	0-0
Total	24-14	47	22	25	11.5-60	7.5-49	1	2-0	3	0-0

Johnson's Game-by-Game

2009	TT	UT	AT	TFL	Scks	FF	FR	PBU	INT
*NEV (9.5)	2	1	1	0.0-0	0.0-0	0	0	0	0
*at UM (9.12)	4	3	1	1.0-4	0.0-0	0	0	0	0
*MSU (9.19)	3	0	3	0.0-0	0.0-0	0	0	0	0
*at PUR (9.26)	2	2	0	0.0-0	0.0-0	0	1	0	0
*WASH (10.3)	5	3	2	2.0-7	1.0-6	1	0	0	0
*USC (10.17)	2	0	2	0.5-2	0.5-2	0	0	1	0
*BC (10.24)	1	0	1	0.0-0	0.0-0	0	1	0	0
*vs. WSU (10.31)	3	1	2	1.5-14	1.5-14	0	0	0	0
NAVY (11.7)	0	0	0	0.0-0	0.0-0	0	0	0	0
*at PITT (11.14)	1	1	0	0.0-0	0.0-0	0	0	0	0
*UCONN (11.21)	6	2	4	1.5-12	1.0-10	0	0	0	0
at STAN (11.28)									


* - games started

Tidbits

- ▶ Johnson registered six total tackles against Connecticut, his current career best, including 1.5 tackles for loss and a sack.
- ▶ Johnson put together one of his better performances of the season in the rout of Washington State. He totaled three tackles, including 1.5 for loss. Johnson also added 1.5 sacks.
- ▶ Johnson collected 11 tackles over Notre Dame's first four games, but just one for loss. Over the next four games, he had 11 tackles, but four for loss, including three sacks. Johnson has a sack in three of the last six games for the Irish.
- ▶ Johnson picked up another sack, this time assisted, in the loss to USC.
- ▶ Johnson recorded a season-high five tackles, including three solo and two for loss, in the victory over Washington. He also added his first sack of the season. Johnson even chipped in with his first career forced fumble.
- ▶ Johnson registered his first fumble recovery on Purdue's final drive to secure the 24-21 Irish victory.
- ▶ Johnson recorded his first career blocked kick on Michigan State's extra-point attempt with 1:24 remaining in the third quarter. It was the first blocked kick for the Irish since Trevor Laws blocked a Stanford field goal on Nov. 24, 2007.
- ▶ Came into his own toward the end of the 2008 campaign tallying seven tackles and three sacks in the final two games.
- ▶ Slides to defensive tackle in 2009 and opens atop the depth chart.
- ▶ Johnson was very active against Michigan. He registered four tackles, three solo, and one for loss.

12 ROBERT BLANTON

Matthews, N.C. (Butler)
Birthdate: 9-7-89



Cornerback	50	6-1	185
------------	----	-----	-----

Blanton's Career Highs

Total Tackles – 8, at Purdue (9.26.09) **Solo Tackles** – 7, at USC (11.29.08)
Assisted Tackles – 4, Boston College (10.24.09) **Tackles For Loss** – 1.0, four times
Interceptions – 1, four times **Longest INT Return** – 47, Purdue (9.27.08)
INT Return TD – 47, Purdue (9.27.08) **Pass Breakups** – 1, five times

Blanton's Season Highs

Total Tackles – 8, at Purdue (9.26) **Solo Tackles** – 5, at Purdue (9.26)
Assisted Tackles – 4, Boston College (10.24) **Interceptions** – 1, twice
Longest INT Return – 0, twice **Tackle For Loss** - 1.0, Connecticut (11.21)
Pass Breakups – 1, twice

Blanton's Career Stats

Year	Tackles				Fumbles					
	G-S	TT	UT	AT	TFL	Scks	FF	FR	PBU	INT
2008	12-4	33	26	7	3.0-14	0.0-0	0	0-0	3	2-47
2009	10-8	33	18	15	0.0-0	0.0-0	0	0-0	2	2-0
Totals	22-12	66	44	22	3.0-14	0.0-0	0	0-0	5	4-47

Blanton's Game-by-Game

2009	TT	UT	AT	TFL	Scks	FF	FR	PBU	INT
*NEV (9.5)	2	2	0	0.0-0	0.0-0	0	0	0	1-0
*at UM (9.12)	3	2	1	0.0-0	0.0-0	0	0	0	0
*MSU (9.19)	5	2	3	0.0-0	0.0-0	0	0	0	0
*at PUR (9.26)	8	5	3	0.0-0	0.0-0	0	0	0	0
*WASH (10.3)	4	2	2	0.0-0	0.0-0	0	0	0	0
USC (10.17)	4	3	1	0.0-0	0.0-0	0	0	1	0
*BC (10.24)	4	0	4	0.0-0	0.0-0	0	0	0	0
*vs. WSU (10.31)	1	1	0	0.0-0	0.0-0	0	0	1	1-0
*NAVY (11.7)	1	1	0	0.0-0	0.0-0	0	0	0	0
at PITT (11.14)	1	0	1	0.0-0	0.0-0	0	0	0	0
UCONN (11.21)	2	0	2	1.0-1	0.0-0	0	0	0	0
at STAN (11.28)									


* - games started

Tidbits

- ▶ Blanton's streak of nine consecutive starts came to an end against USC, but he still recorded four tackles, three solo, and a pass-breakup in the defeat.
- ▶ Blanton returned a Curtis Painter throw 47 yards for a touchdown against Purdue on Sept. 27, 2008.
- ▶ Blanton registered a career-high eight tackles in the victory over Purdue. The eight tackles bested his previous career high of seven set last season against USC.

17 ZEKE MOTTA

Vero Beach, Fla. (Vero Beach)
 Birthdate: 5-14-90



Safety

FR

6-2

215

Motta's Season/Career Highs

Total Tackles – 4, vs. Washington State (10.31) **Solo Tackles** – 2, Michigan State (9.19)
Assisted Tackles – 3, vs. Washington State (10.31) **Tackles For Loss** – 0.5, vs. Washington State (10.31)
Sacks – 0.5, vs. Washington State (10.31) **QB Hurries** – 1, vs. Washington State (10.31)

Motta's Career Stats

Year	G-S	Tackles			Fumbles			FR	PBU	INT
		TT	UT	AT	Scks	FF	FR			
2009	11-0	12	6	6	0.5-1	0.5-1	0	0-0	0	0

Motta's Game-by-Game

2009	TT	UT	AT	TFL	Scks	FF	FR	PBU	INT
NEV (9.5)	0	0	0	0.0-0	0.0-0	0	0	0	0
at UM (9.12)	1	1	0	0.0-0	0.0-0	0	0	0	0
MSU (9.19)	3	2	1	0.0-0	0.0-0	0	0	0	0
at PUR (9.26)	0	0	0	0.0-0	0.0-0	0	0	0	0
WASH (10.3)	1	1	0	0.0-0	0.0-0	0	0	0	0
USC (10.17)	1	1	0	0.0-0	0.0-0	0	0	0	0
BC (10.24)	0	0	0	0.0-0	0.0-0	0	0	0	0
vs. WSU (10.31)	4	1	3	0.5-1	0.5-1	0	0	0	0
NAVY (11.7)	1	0	1	0.0-0	0.0-0	0	0	0	0
at PITT (11.14)	0	0	0	0.0-0	0.0-0	0	0	0	0
UCONN (11.21)	1	0	1	0.0-0	0.0-0	0	0	0	0
at STAN (11.28)									

* - games started

Tidbits

- ▶ Motta serves on all four Irish special teams units.
- ▶ Made a career-high four total tackles, three assisted tackles, 0.5 tackles for loss, 0.5 sacks and a QB hurry in the rout of Washington State.
- ▶ Motta is tied for fourth on the Irish with eight total special teams tackles.
- ▶ Motta is tied with two other players for second on Notre Dame with eight kickoff return tackles.

22 HARRISON SMITH

Knoxville, Tenn. (Knoxville Catholic)
 Birthdate: 1-2-89



Safety

JR

6-2

207

Harrison Smith's Career Highs

Total Tackles – 11, twice **Solo Tackles** – 7, twice
Assisted Tackles – 7, twice **Tackles For Loss** – 2.0, twice
Sacks – 2.0, at Washington (10.25.08) **Pass Breakups** – 2, twice
Forced Fumbles – 1, Boston College (10.24.09) **Carries** – 1, twice
Rushing Yards – 35, at Washington (10.25.08) **Longest Rush** – 35, at Washington (10.25.08)

Harrison Smith's Season Highs

Total Tackles – 11, twice **Solo Tackles** – 7, at Pittsburgh (11.14)
Assisted Tackles – 7, twice **Tackles For Loss** – 2.0, Navy (11.7)
Pass Breakups – 1, three times **Forced Fumbles** – 1, Boston College (10.24)

Harrison Smith's Career Stats

Year	G-S	Tackles			TFL	Fumbles			PBU	INT
		TT	UT	AT		Scks	FF	FR		
2007					DNP					
2008	13-9	57	39	18	8.5-39	3.5-26	0	0-0	7	0-0
2009	11-11	66	37	29	6.5-12	0.0-0	1	0-0	3	0-0
Total	24-20	123	76	47	15.0-51	3.5-26	1	0-0	10	0-0

Harrison Smith's Game-by-Game

2009	TT	UT	AT	TFL	Scks	FF	FR	PBU	INT
*NEV (9.5)	6	5	1	0.0-0	0.0-0	0	0	0	0
*at UM (9.12)	11	4	7	1.5-2	0.0-0	0	0	0	0
*MSU (9.19)	7	5	2	0.0-0	0.0-0	0	0	0	0
*at PUR (9.26)	2	0	2	0.0-0	0.0-0	0	0	0	0
*WASH (10.3)	6	4	2	0.0-0	0.0-0	0	0	0	0
*USC (10.17)	4	1	4	0.0-0	0.0-0	0	0	1	0
*BC (10.24)	4	2	2	1.0-1	0.0-0	1	0	0	0
*vs. WSU (10.31)	0	0	0	0.0-0	0.0-0	0	0	1	0
*NAVY (11.7)	6	5	1	2.0-5	0.0-0	0	0	0	0
*at PITT (11.14)	9	7	2	1.0-2	0.0-0	0	0	1	0
*UCONN (11.21)	11	4	7	1.0-2	0.0-0	0	0	0	0
at STAN (11.28)									


* - games started

Tidbits

- ▶ Outstanding athlete who played in 13 games in 2008 and registered nine starts at LB.
- ▶ Smith matched his career-high 11 tackles against Connecticut. He also notched one 1.0 tackle for loss in the contest.
- ▶ Opened 2009 at free safety, where he originally started his Irish career, but moved back to SAM linebacker the last four games.
- ▶ Smith recorded a then career-best 11 tackles against Michigan. He also chipped in with 1.5 tackles for loss.

26 JAMORIS SLAUGHTER

Stone Mountain, Ga. (Tucker)
 Birthdate: 12-22-89



Cornerback

50

6-0

185

Slaughter's Season/Career Highs

Total Tackles – 4, vs. Washington State (10.31) **Solo Tackles** – 3, vs. Washington State (10.31)
Assisted Tackles – 1, twice

Slaughter's Career Stats

Year	G-S	Tackles			TFL	Fumbles			PBU	INT
		TT	UT	AT		Scks	FF	FR		
2009	11-1	12	10	2	0.0-0	0.0-0	0	0-0	0	0

Slaughter's Game-by-Game

2009	TT	UT	AT	TFL	Scks	FF	FR	PBU	INT
NEV (9.5)	2	2	0	0.0-0	0.0-0	0	0	0	0
at UM (9.12)	1	1	0	0.0-0	0.0-0	0	0	0	0
MSU (9.19)	1	1	0	0.0-0	0.0-0	0	0	0	0
at PUR (9.26)	0	0	0	0.0-0	0.0-0	0	0	0	0
WASH (10.3)	1	1	0	0.0-0	0.0-0	0	0	0	0
USC (10.17)	0	0	0	0.0-0	0.0-0	0	0	0	0
BC (10.24)	3	2	1	0.0-0	0.0-0	0	0	0	0
*vs. WSU (10.31)	4	3	1	0.0-0	0.0-0	0	0	0	0
NAVY (11.7)	0	0	0	0.0-0	0.0-0	0	0	0	0
at PITT (11.14)	0	0	0	0.0-0	0.0-0	0	0	0	0
UCONN (11.21)	0	0	0	0.0-0	0.0-0	0	0	0	0
at STAN (11.28)									


* - games started

Tidbits

- ▶ Slaughter recorded his first career start for Notre Dame against Washington State.
- ▶ Slaughter ranks eighth on the Irish in total special teams tackles (five) and eighth in kickoff return tackles (five).

28

KYLE MCCARTHY



Youngstown, Ohio (Cardinal Mooney)
Birthdate: 9-30-86

Safety

SR

6-1

210

Kyle McCarthy's Career Highs

Total Tackles – 15, Pittsburgh (11.1.08)	Solo Tackles – 11, Connecticut (11.21.09)
Assisted Tackles – 8, twice	Tackles For Loss – 2.0, Pittsburgh (11.1.08)
Forced Fumbles – 1, twice	Pass Breakups – 2, Michigan State (9.19.09)
Interceptions – 2, Boston College (10.24.09)	Longest INT Return – 23, Nevada (9.5.09)

Kyle McCarthy's Season Highs

Total Tackles – 12, twice	Solo Tackles – 11, Connecticut (11.21)
Assisted Tackles – 5, twice	Tackles For Loss – 1.0, three times
Interceptions – 2, Boston College (10.24)	Longest INT Return – 23, Nevada (9.5)
Pass Breakups – 2, Michigan State (9.19)	

Kyle McCarthy's Career Stats

Year	G-S	Tackles			AT	Fumbles			FR	PBU	INT
		TT	UT	AT		TFL	Scks	FF			
2005											
2006	13-0	9	6	3	0.0-0	0.0-0	0	0-0	0	0-0	
2007	12-1	20	11	9	0.0-0	0.0-0	1	0-0	1	1-0	
2008	13-13	110	64	46	3.5-12	0.0-0	1	0-0	1	2-18	
2009	11-11	90	58	32	3.0-3	0.0-0	0	0-0	5	5-90	
Total	49-25	229	139	90	6.5-15	0.0-0	2	0-0	7	8-108	

Awards & Honors

- ▶ Irish Defensive Captain
- ▶ Irish Leadership Committee
- ▶ 2009 Bednarik Watch List
- ▶ Phil Steele's #21 SS

Kyle McCarthy's Game-by-Game

2009	TT	UT	AT	TFL	Scks	FF	FR	PBU	INT
*NEV (9.5)	9	7	2	0.0-0	0.0-0	0	0	0	1-23
*at UM (9.12)	9	5	4	1.0-1	0.0-0	0	0	0	1-20
*MSU (9.19)	9	7	2	0.0-0	0.0-0	0	0	2	1-20
*at PUR (9.26)	10	6	4	0.0-0	0.0-0	0	0	0	0
*WASH (10.3)	12	7	5	0.0-0	0.0-0	0	0	1	0
*USC (10.17)	5	3	2	0.0-0	0.0-0	0	0	0	0
*BC (10.24)	5	2	3	0.0-0	0.0-0	0	0	0	2-27
*vs. WSU (10.31)	4	3	1	1.0-1	0.0-0	0	0	1	0
*NAVY (11.7)	9	4	5	0.0-0	0.0-0	0	0	0	0
*at PITT (11.14)	6	3	3	0.0-0	0.0-0	0	0	0	0
*UCONN (11.21)	12	11	1	1.0-1	0.0-0	0	0	1	0
at STAN (11.28)									

* - games started

Tidbits

- ▶ McCarthy is one of four Irish captains.
- ▶ McCarthy ranks tied for eleventh in the FBS with five interceptions in 2009.

	INTs	INT Ret. Yds	TDs	INT/Gm
1. Rahim Moore, UCLA	9	79	0	.82
2. DeAndre McDaniel, Clemson	8	182	1	.73
3. Earl Thomas, Texas	7	149	2	.64
3. Marcus Udell, Middle Tennessee	7	88	0	.64
5. Chris May, Eastern Michigan	6	126	0	.60
6. Deunta Williams, North Carolina	6	114	0	.55
6. Mark Barron, Alabama	6	111	1	.55
6. Mana Silva, Hawai'i	6	28	0	.55
6. Brian Lainhart, Kent State	6	25	0	.55
10. Tyler Sash, Iowa	6	203	1	.50
t11. Kyle McCarthy, Notre Dame	5	90	0	.45

- ▶ McCarthy is one of four players from a FBS school that ranks among the top 100 in interceptions, total tackles and solo tackles. In fact, he is one of only two players from a BCS school amongst the quartet. He ranks t-11th, t-70th and t-22nd, respectively, in those categories.
- ▶ McCarthy has picked off a pass in five of Notre Dame's last 13 games.
- ▶ McCarthy ranks tied for 14th in the FBS in tackles per game (8.18) by a defensive back. He also ranks tied for 6th in the FBS in solo tackles per game (5.27) by a defensive back.
- ▶ McCarthy ranks second on the Notre Dame career list for tackles by a defensive back.

Tackles - Career - Defensive Back

1. Tom Zbikowski	300 (2004-07)	1. Kyle McCarthy	110 (2008)
2. Kyle McCarthy	229 (2005-)	2. Chinedum Ndukwe	98 (2006)
3. Jim Browner	228 (1976-78)	3. David Bruton	97 (2008)
4. A'Jani Sanders	225 (1996-99)	4. Steve Lawrence	92 (1985)
5. David Bruton	214 (2005-08)	5. A'Jani Sanders	91 (1999)
6. Brian Magee	206 (1992-95)	6. Kyle McCarthy	90 (2009)
7. Deke Cooper	203 (1997-99)	7. David Bruton	85 (2007)
8. Jeff Burris	189 (1991-93)	8. Brian Magee	81 (1994)
9. Stacey Toran	184 (1980-83)	Glenn Earl	81 (2002)
John Covington	184 (1990-93)	10. Tom Zbikowski	80 (2007)
		Jim Browner	80 (1976)

Tackles - Season - Defensive Back

- ▶ McCarthy became the first Notre Dame defensive back to ever reach 100 tackles in a single season in 2008. The previous school record for tackles by an Irish defensive back was 98 by Chinedum Ndukwe (2006).
- ▶ McCarthy (2008, 2009) joins David Bruton (2007, 2008) as the only two Notre Dame defensive backs to ever post 80 or more tackles in multiple and consecutive seasons
- ▶ McCarthy recorded his first multi-interception day when he picked off two Boston College passes on Oct. 24, 2009.
- ▶ McCarthy registered a team and game-high 12 tackles in the victory over Washington. It marked the eighth time over his career in which he has led the Irish in tackles. McCarthy has now registered 10 or more tackles in a game six different times over his career.
- ▶ McCarthy added a critical pass break-up on the game's final play of overtime. He dislodged the ball from a Washington wideout at the Irish one-yard line on fourth down.
- ▶ McCarthy recorded a team-high and game-high tying 10 tackles against Purdue.
- ▶ McCarthy recorded an interception in each of the first three games this year and was the first Notre Dame player to register an interception in each of the first three games to open a season since Tom Schoen in 1966. Nationally, McCarthy was one of five players to record an interception in each of the first three games this year.
- ▶ McCarthy became the first Irish player to register interceptions in three straight games since Mike Richardson did so against Army, USC and LSU during the 2006 season.
- ▶ McCarthy recorded nine tackles and a interception for the third consecutive game against Michigan State.
- ▶ McCarthy ranked tied for 42nd in the NCAA FBS in solo tackles and 54th in total tackles last season.

31

SERGIO BROWN



Maywood, Ill. (Proviso East)
Birthdate: 5-22-88

Safety

SR

6-2

205

Brown's Career Highs

Total Tackles – 9, Navy (11.7.09)	Solo Tackles – 8, Navy (11.7.09)
Assisted Tackles – 3, Connecticut (11.21.09)	Tackles For Loss – 1.0, three times
Sacks – 1.0, Stanford (10.4.08)	Pass Breakups – 2, twice
QB Hurries – 1, three times	Blocked Punt – 1, twice
Forced Fumbles – 1, Boston College (10.24.09)	Fumble Recovery – 1, Michigan (9.13.08)

Brown's Season Highs

Total Tackles – 9, Navy (11.7)	Solo Tackles – 8, Navy (11.7)
Assisted Tackles – 3, Connecticut (11.21)	Tackles For Loss – 1.0, USC (10.17)
Pass Breakups – 1, twice	Forced Fumbles – 1, Boston College (10.24)
QB Hurries – 1, USC (10.17)	

Brown's Career Stats

Year	G-S	Tackles			Fumbles			FR	PBU	INT
		TT	UT	AT	TFL	Scks	FF			
2006	11-0	4	3	1	0.0-0	0.0-0	0	0-0	0	0-0
2007	9-0	7	4	3	0.0-0	0.0-0	0	0-0	0	0-0
2008	13-6	28	21	7	2.0-15	1.0-12	0	1-0	6	0-0
2009	11-8	40	31	9	1.0-1	0.0-0	1	0-0	2	0-0
Total	44-14	79	59	20	3.0-16	1.0-12	1	1-0	8	0-0

Brown's Game-by-Game

2009	TT	UT	AT	TFL	Scks	FF	FR	PBU	INT
*NEV (9.5)	2	1	1	0.0-0	0.0-0	0	0	0	0
*at UM (9.12)	2	2	0	0.0-0	0.0-0	0	0	0	0
MSU (9.19)	2	2	0	0.0-0	0.0-0	0	0	0	0
*at PUR (9.26)	5	3	2	0.0-0	0.0-0	0	0	0	0
*WASH (10.3)	3	2	1	0.0-0	0.0-0	0	0	0	0
USC (10.17)	3	3	0	1.0-1	0.0-0	0	0	1	0
*BC (10.24)	4	4	0	0.0-0	0.0-0	1	0	1	0
vs. WSU (10.31)	1	1	0	0.0-0	0.0-0	0	0	0	0
*NAVY (11.7)	9	8	1	0.0-0	0.0-0	0	0	0	0
*at PITT (11.14)	5	4	1	0.0-0	0.0-0	0	0	0	0
*UCONN (11.21)	4	1	3	0.0-0	0.0-0	0	0	0	0
at STAN (11.28)									

* - games started

Tidbits

- ▶ Exciting defensive back that burst on to the scene in 2008 after primarily playing special teams his first two years.
- ▶ Can play near the line of scrimmage and blitz effectively or drop back into pass coverage.
- ▶ Brown ranks seventh on the team in total special teams tackles (7) and tied for fifth kickoff return tackles (7).
- ▶ Recorded career highs in both total tackles (9) and solo tackles (8) against Navy on November 7.

37 MIKE ANELLO

Orland Park, Ill. (Sandburg)
Birthdate: 1-20-87

Cornerback

SR

5-10

180

Anello's Career Highs

Total Tackles – 4, San Diego State (9.6.08)	Solo Tackles – 4, San Diego State (9.6.08)
Assisted Tackles – 2, three times	Forced Fumble – 1, twice
Fumble Recovery – 1, Michigan (9.13.08)	Pass Breakups – 1, at Washington (10.25.08)
Punt Block – 1, vs. Navy (11.15.08)	

Anello's Season Highs

Total Tackles – 2, Connecticut (11.21)	Solo Tackles – 1, three times
Assisted Tackles – 2, Connecticut (11.21)	

Anello's Career Stats

Year	G-S	Tackles			Fumbles			FR	PBU	INT
		TT	UT	AT	TFL	Scks	FF			
2006					DNP					
2007	8-0	6	4	2	0.0-0	0.0-0	0	0-0	0	0-0
2008	12-0	23	15	8	0.0-0	0.0-0	2	1-0	1	0-0
2009	11-0	8	3	5	0.0-0	0.0-0	0	0-0	0	0-0
Total	31-0	37	22	15	0.0-0	0.0-0	2	1-0	1	0-0

Anello's Game-by-Game

2009	TT	UT	AT	TFL	Scks	FF	FR	PBU	INT
NEV (9.5)	1	0	1	0.0-0	0.0-0	0	0	0	0
at UM (9.12)	1	1	0	0.0-0	0.0-0	0	0	0	0
MSU (9.19)	0	0	0	0.0-0	0.0-0	0	0	0	0
at PUR (9.26)	1	1	0	0.0-0	0.0-0	0	0	0	0
WASH (10.3)	1	1	0	0.0-0	0.0-0	0	0	0	0
USC (10.17)	0	0	0	0.0-0	0.0-0	0	0	0	0
BC (10.24)	1	0	1	0.0-0	0.0-0	0	0	0	0
vs. WSU (10.31)	0	0	0	0.0-0	0.0-0	0	0	0	0
NAVY (11.7)	1	0	1	0.0-0	0.0-0	0	0	0	0
at PITT (11.14)	0	0	0	0.0-0	0.0-0	0	0	0	0
UCONN (11.21)	2	0	2	0.0-0	0.0-0	0	0	0	0
at STAN (11.28)									

* - games started

Awards & Honors

- ▶ 2009 Academic All-District 5
- ▶ Irish Leadership Committee
- ▶ ARA Sportsmanship Award Finalist
- ▶ Lott Award Watch List

Tidbits

- ▶ Anello is tied for fourth on the Irish in total special teams tackles (8) and tied for fifth in kickoff return tackles (7) in 2009.
- ▶ Anello has become a fan favorite due to his innate play making ability on kickoff and punt coverage.
- ▶ Anello joined the squad as a walk-on in 2007 and spent the entire fall camp as well as the first two weeks of the season on the scout team. After making one play after another against the Irish first team special teams unit, head coach Charlie Weis moved Anello into the starting lineup against Michigan in 2007 as a gunner.
- ▶ In that first career game, Anello proceeded to make a solo tackle on his second ever play in an Irish uniform.
- ▶ In 2008, Anello was named to the *ESPN The Magazine*/CoSIDA Academic All-District Team for District 5. He later added *ESPN The Magazine*/CoSIDA Academic All-America second team honors.
- ▶ Anello registered his team-best 23rd special teams tackle on Notre Dame's first punt against USC on Nov. 29, 2008, but was lost for the remainder of the season after breaking his leg.
- ▶ Prior to the injury, Notre Dame's opponents had a total of 72 punt (22) or kickoff (50) returns in 2008 and Anello has registered a tackle on 23 of those 72 opportunities.
- ▶ Anello recorded eight multi-tackle games in 2008.
- ▶ The special teams stalwart forced his second fumble of the season and career early in the first quarter to set up Notre Dame's first score of the afternoon against Syracuse on Nov. 22, 2008.
- ▶ Anello also got a piece of Rob Long's 25-yard punt in the third quarter to set up another scoring opportunity.
- ▶ Anello registered a pair of tackles on special teams, including one on a kickoff inside the Navy 20-yard line. Anello also blocked his first career punt that Toryan Smith scooped up and raced 14 yards for a touchdown.
- ▶ Anello continued his tear against Michigan on Sept. 13, 2008. He registered three tackles, two solo, as well as a forced fumble and fumble recovery. Anello also nearly recovered a second Wolverine fumble on a punt.
- ▶ The fumble recovery set up another Irish score to make it 14-0 early in the first quarter.
- ▶ Anello was incredible in the 2008 season opener against San Diego State. He registered four solo tackles on special teams (two on punt return coverage and two on kickoff return coverage).

41 SCOTT SMITH

Highland Park, Ill. (Highland Park)
Birthdate: 7-16-86

Linebacker

SR

6-3

245

Scott Smith's Career Highs

Total Tackles – 6, Navy (11.3.07)	Solo Tackles – 2, five times
Assisted Tackles – 5, Navy (11.3.07)	Tackles For Loss – 1.0, twice
Sacks – 1.0, vs. Hawai'i (12.24.08)	Forced Fumbles – 1, Syracuse (11.22.08)
Fumble Recoveries – 1, USC (10.20.07)	

Scott Smith's Season Highs

Total Tackles – 5, twice	Solo Tackles – 2, three times
Assisted Tackles – 3, Connecticut (11.21)	Tackles For Loss – 1.0, USC (10.17)

Scott Smith's Career Stats

Year	G-S	Tackles			Fumbles			FR	PBU	INT
		TT	UT	AT	TFL	Scks	FF			
2005	8-0	3	3	0	0.0-0	0.0-0	0	0-0	0	0-0
2006	2-0	0	0	0	0.0-0	0.0-0	0	0-0	0	0-0
2007	12-0	18	7	11	0.0-0	0.0-0	0	1-0	0	0-0
2008	13-0	12	9	3	1.0-3	1.0-3	1	0-0	0	0-0
2009	11-0	21	10	11	1.5-2	0.0-0	0	0-0	0	0-0
Total	46-0	54	29	25	2.5-5	1.0-3	1	1-0	0	0-0

Scott Smith's Game-by-Game

2009	TT	UT	AT	TFL	Scks	FF	FR	PBU	INT
NEV (9.5)	3	2	1	0.0-0	0.0-0	0	0	0	0
at UM (9.12)	0	0	0	0.0-0	0.0-0	0	0	0	0
MSU (9.19)	4	2	2	0.0-0	0.0-0	0	0	0	0
at PUR (9.26)	1	1	0	0.0-0	0.0-0	0	0	0	0
WASH (10.3)	5	2	3	0.0-0	0.0-0	0	0	0	0
USC (10.17)	1	0	1	1.0-1	0.0-0	0	0	0	0
BC (10.24)	0	0	0	0.0-0	0.0-0	0	0	0	0
vs. WSU (10.31)	1	0	1	0.0-0	0.0-0	0	0	0	0
NAVY (11.7)	0	0	0	0.0-0	0.0-0	0	0	0	0
at PITT (11.14)	1	1	0	0.0-0	0.0-0	0	0	0	0
UCONN (11.21)	5	1	4	0.5-1	0.0-0	0	0	0	0
at STAN (11.28)									


* - games started

Tidbits

- Serves as Irish special-teams captain.
- Smith ranks second on the Irish in total special teams tackles (9) and kickoff return stops (8).

45 DARIUS FLEMING

Chicago, Ill. (St. Rita)
Birthdate: 7-19-89



Linebacker

SO

6-1

240

Fleming's Career Highs

Total Tackles – 7, Navy (11.7.09) **Solo Tackles** – 4, twice
Assisted Tackles – 3, twice **Tackles For Loss** – 3.0, at Purdue (9.26.09)
Sacks – 1.0, five times **QB Hurries** – 1, three times
Forced Fumble – 1, at Michigan (9.12.09)

Fleming's Season Highs

Total Tackles – 7, Navy (11.7) **Solo Tackles** – 4, twice
Assisted Tackles – 3, Navy (11.7) **Tackles For Loss** – 3.0, at Purdue (9.26)
Sacks – 1.0, three times **QB Hurries** – 1, twice
Forced Fumble – 1, at Michigan (9.12)

Fleming's Career Stats

Year	Tackles				Fumbles				PBU	INT
	G-S	TT	UT	AT	TFL	Scks	FF	FR		
2008	13-3	24	13	11	2.5-20	2.5-20	0	0-0	0	0-0
2009	9-7	26	19	7	11.5-34	3.0-19	1	0-0	0	0-0
Total	22-10	50	32	18	14.0-54	5.5-39	1	0-0	0	0-0

Fleming's Game-by-Game

2009	TT	UT	AT	TFL	Scks	FF	FR	PBU	INT
*NEV (9.5)	1	0	1	0.0-0	0.0-0	0	0	0	0
*at UM (9.12)	4	3	1	2.0-5	1.0-4	1	0	0	0
*MSU (9.19)	2	2	0	2.0-2	0.0-0	0	0	0	0
*at PUR (9.26)	4	4	0	3.0-12	1.0-6	0	0	0	0
WASH (10.3)				DNP-injury					
*USC (10.17)	2	1	1	1.5-3	0.0-0	0	0	0	0
BC (10.24)	3	3	0	1.0-1	0.0-0	0	0	0	0
*vs. WSU (10.31)	3	2	1	2.0-11	1.0-9	0	0	0	0
*NAVY (11.7)	7	4	3	0.0-0	0.0-0	0	0	0	0
at PITT (11.14)	0	0	0	0.0-0	0.0-0	0	0	0	0
UCONN (11.21)									
at STAN (11.28)									

* - games started

Tidbits

- Fleming ranks tied for 36th in the FBS in tackles for loss with 1.20 per game (12.0 total). He sits tied for seventh in the country among linebackers and tied for sixth among sophomores in tackles for loss. Here are those lists:

Tackles For Loss (Sophomores)

Player	Pos	Gm	Solo	Ast	Yds	Total	PG
Robert Quinn, North Carolina	DL	11	16	3	117	17.5	1.59
Jerrell Wedge, Miami (OH)	LB	12	15	7	101	18.5	1.54
Johnathan Rainey, New Mexico	DL	11	14	1	109	14.5	1.32
Mychal Sisson, Colorado State	LB	11	13	1	55	13.5	1.23
Cordarro Law, Southern Miss.	DL	11	12	3	81	13.5	1.23
Darius Fleming, Notre Dame	LB	10	11	2	35	12.0	1.20


Tackles For Loss (Linebackers)

Player	Cl	Gm	Solo	Ast	Yds	Total	PG
Navorro Bowman, Penn State	JR	10	14	3	55	15.5	1.55
Jerrell Wedge, Miami (OH)	SO	12	15	7	101	18.5	1.54
Doug Hogue, Syracuse	JR	11	15	2	98	16.0	1.45
Sean Weatherspoon, Missouri	SR	11	14	1	45	14.5	1.32
Mychal Sisson, Colorado State	SO	11	13	1	55	13.5	1.23
Jason Werner, Purdue	SR	12	13	3	29	14.5	1.21
Darius Fleming, Notre Dame	SO	10	11	2	35	12.0	1.20

- Fleming has 27 tackles on the season and 12.0 have come behind the line of scrimmage. In other words, nearly 45% of Fleming's tackles are for loss.
- Fleming has totaled 12.0 tackles for loss this season, which surpassed Harrison Smith's team-leading total of 8.5 in 2008.
- Fleming has spent much of the last two games at defensive end. He moved to the defensive line following the switch of junior Harrison Smith to SAM linebacker from FS.
- Fleming set his career high in tackles (seven) while also tying his career mark in solo tackles (four) against Navy.
- Has recorded at least two tackles for loss in four different games this season.
- Fleming had three tackles, two for loss and one sack in the rout of Washington State.
- Fleming had two tackles, including 1.5 for loss, in the defeat to USC. He had at least 1.5 TFLs in four straight games (ended vs. Boston College).
- Fleming missed the Washington game with a hamstring injury.
- Fleming set new career highs in solo tackles (four) and tackles for loss (3.0) as well as equalled career highs in total tackles (four) and sacks (1.0) against Purdue.
- Fleming's 3.0 tackles for loss were the most by an Irish defender since Trevor Laws had 3.0 against Purdue in 2007.
- Fleming equalled his career-high for tackles and solo tackles in a game against Michigan. He finished the day with four stops and three were solo tackles. He also added a career-best tying 2.0 tackles for loss and one sack. Interestingly enough, Fleming also had four tackles against the Wolverines in 2008.
- Fleming has the flexibility to play both outside linebacker and defensive end.

46 STEVE FILER

Chicago, Ill. (Mount Carmel)
Birthdate: 6-4-90



Linebacker

SO

6-4

236

Filer's Season/Career Highs

Total Tackles – 4, Washington (10.3) **Solo Tackles** – 2, twice
Assisted Tackles – 2, twice **Tackles For Loss** – 1.0, vs. Washington State (10.31)
Sacks – 1.0, vs. Washington State (10.31) **Forced Fumble** – 1, vs. Washington State (10.31)

Filer's Career Stats

Year	G-S	Tackles			Fumbles				PBU	INT
		TT	UT	AT	TFL	Scks	FF	FR		
2008	11-0	1	1	0	0.0-0	0.0-0	0	0-0	0	0
2009	11-0	17	7	10	1.5-11	1.5-11	1	0-0	0	0
Total	22-0	18	8	10	1.5-11	1.5-11	1	0-0	0	0

Filer's Game-by-Game

2009	TT	UT	AT	TFL	Scks	FF	FR	PBU	INT
NEV (9.5)	2	1	1	0.0-0	0.0-0	0	0	0	0
at UM (9.12)	0	0	0	0.0-0	0.0-0	0	0	0	0
MSU (9.19)	0	0	0	0.0-0	0.0-0	0	0	0	0
at PUR (9.26)	1	0	1	0.0-0	0.0-0	0	0	0	0
WASH (10.3)	4	2	2	0.0-0	0.0-0	0	0	0	0
USC (10.17)	3	2	1	0.5-3	0.5-3	0	0	0	0
BC (10.24)	1	0	1	0.0-0	0.0-0	0	0	0	0
vs. WSU (10.31)	2	1	1	1.0-8	1.0-8	1	0	0	0
NAVY (11.7)	2	0	2	0.0-0	0.0-0	0	0	0	0
at PITT (11.14)	1	0	1	0.0-0	0.0-0	0	0	0	0
UCONN (11.21)	1	0	1	0.0-0	0.0-0	0	0	0	0
at STAN (11.28)									

* - games started

Tidbits

- Filer continues to develop pass rush skills, seeing a large amount of action at the rush end position. He picked up a sack and forced fumble in the victory over Washington State.
- Filer leads the Irish in both total special teams tackles (11), kickoff return tackles (10) and punt return stops (tied, one).

49 TORYAN SMITH

Rome, Ga. (Rome)
 Birthdate: 9-14-87

Linebacker

SR

6-1

244

Toryan Smith's Career Highs**Total Tackles** – 10, vs. Navy (11.15.08)**Assisted Tackles** – 3, three times**Sacks** – 1.0, Nevada (9.5.09)**Blocked Punt Return** – 1, vs. Navy (11.15.08)**Longest Blocked Punt Return** – 14, vs. Navy (11.15.08)**Blocked Punt Return TD** – 1, vs. Navy (11.15.08)**Solo Tackles** – 7, vs. Navy (11.15.08)**Tackles For Loss** – 2.0, Nevada (9.5.09)**Fumble Recoveries** – 1, twice**Toryan Smith's Season Highs****Total Tackles** – 5, Nevada (9.5)**Assisted Tackles** – 2, Washington (10.3)**Sacks** – 1.0, Nevada (9.5)**Solo Tackles** – 4, Nevada (9.5)**Tackles For Loss** – 2.0, Nevada (9.5)**Fumble Recoveries** – 1, Michigan State (9.19)**Toryan Smith's Career Stats**

Year	Tackles					Fumbles				
	G-S	TT	UT	AT	TFL	Scks	FF	FR	PBU	INT
2006	9-0	9	6	3	0.0-0	0.0-0	0	0-0	0	0-0
2007	11-2	14	6	8	0.5-1	0.0-0	0	0-0	0	0-0
2008	10-2	18	11	7	0.0-0	0.0-0	0	1-8	1	0-0
2009	11-2	15	10	5	3.5-13	1.0-10	0	1-5	0	0-0
Total	41-6	56	33	23	4.0-14	1.0-10	0	2-13	1	0-0

Toryan Smith's Game-by-Game

2009	TT	UT	AT	TFL	Scks	FF	FR	PBU	INT
*NEV (9.5)	5	4	1	2.0-11	1.0-10	0	0	0	0
at UM (9.12)	4	3	1	1.5-2	0.0-0	0	0	0	0
*MSU (9.19)	1	0	1	0.0-0	0.0-0	0	1-5	0	0
at PUR (9.26)	2	2	0	0.0-0	0.0-0	0	0	0	0
WASH (10.3)	2	0	2	0.0-0	0.0-0	0	0	0	0
USC (10.17)	0	0	0	0.0-0	0.0-0	0	0	0	0
BC (10.24)	0	0	0	0.0-0	0.0-0	0	0	0	0
vs. WSU (10.31)	1	1	0	0.0-0	0.0-0	0	0	0	0
NAVY (11.7)	0	0	0	0.0-0	0.0-0	0	0	0	0
at PITT (11.14)	0	0	0	0.0-0	0.0-0	0	0	0	0
UCONN (11.21)	0	0	0	0.0-0	0.0-0	0	0	0	0
at STAN (11.28)									

* - games started

Tidbits

- ▶ Recorded only career touchdown after returning a blocked punt for a score vs. Navy in 2008.

56 KERRY NEAL

Bunn, N.C. (Bunn)
 Birthdate: 8-30-88

Defensive End

JR

6-2

250

Neal's Career Highs**Total Tackles** – 7, twice**Assisted Tackles** – 5, Syracuse (11.22.08)**Tackles For Loss** – 2.0, Washington (10.3.09)**Fumble Recovery** – 1, twice**Longest Fumble Return** – 11, at UCLA (10.6.07)**Longest INT Return** – 2, San Diego State (9.6.08)**Solo Tackles** – 5, Washington (10.3.09)**QB Hurries** – 1, eight times**Sacks** – 1.0, five times**Pass Breakups** – 1, three times**Interceptions** – 1, San Diego State (9.6.08)**Neal's Season Highs****Total Tackles** – 7, twice**Assisted Tackles** – 4, Navy (11.7)**Tackles For Loss** – 2.0, Washington (10.3)**Pass Breakups** – 2, at Pittsburgh (11.14)**Solo Tackles** – 5, Washington (10.3)**QB Hurries** – 1, four times**Sacks** – 1.0, Washington (10.3)**Neal's Career Stats**

Year	Tackles					Fumbles				
	G-S	TT	UT	AT	TFL	Scks	FF	FR	PBU	INT
2007	12-5	20	8	12	2.0-9	2.0-9	0	2-11	3	0-0
2008	13-11	25	11	14	4.0-19	2.0-15	0	0-0	0	1-2
2009	11-5	23	14	9	3.5-20	1.5-15	0	0-0	0	0-0
Total	35-20	68	33	35	9.5-48	5.5-39	0	2-11	3	1-2

Neal's Game-by-Game

2009	TT	UT	AT	TFL	Scks	FF	FR	PBU	INT
*NEV (9.5)	0	0	0	0.0-0	0.0-0	0	0	0	0
*at UM (9.12)	0	0	0	0.0-0	0.0-0	0	0	0	0
MSU (9.19)	0	0	0	0.0-0	0.0-0	0	0	0	0
at PUR (9.26)	2	2	0	1.0-1	0.0-0	0	0	0	0
*WASH (10.3)	7	5	2	2.0-13	1.0-9	0	0	0	0
USC (10.17)	0	0	0	0.0-0	0.0-0	0	0	0	0
BC (10.24)	1	0	1	0.0-0	0.0-0	0	0	0	0
*vs. WSU (10.31)	3	1	2	0.5-6	0.5-6	0	0	0	0
*NAVY (11.7)	7	3	4	0.0-0	0.0-0	0	0	0	0
at PITT (11.14)	1	1	0	0.0-0	0.0-0	0	0	1	0
UCONN (11.21)	2	2	0	0.0-0	0.0-0	0	0	0	0
at STAN (11.28)									


* - games started

Tidbits

- ▶ Serves on the Irish Leadership Committee.
- ▶ One of four players from his class to have played in every game in his first two seasons (Armando Allen, Golden Tate and Ian Williams).
- ▶ Moves to defensive end in 2009.
- ▶ Entered the Washington game with only two tackles the entire season, but made a career-high seven stops, including five solo tackles, in the victory. Neal also added two tackles for loss and one sack.

58 BRIAN SMITH

Olathe, Kan. (St. Thomas Aquinas)
Birthdate: 1-8-89



Linebacker	JR	6-3	240
------------	----	-----	-----

Brian Smith's Career Highs

Total Tackles – 10, twice
Assisted Tackles – 6, twice
QB Hurries – 2, USC (10.17)
Interceptions – 1, three times
INT Return TD – 25, Boston College (10.13.07)
Fumble Recoveries – 2, Michigan (9.13.08)
Longest Fumble Return – 35, Michigan (9.13.08)

Solo Tackles – 8, at Boston College (11.8.08)
Tackles For Loss – 2.0, Nevada (9.5.09)
Sacks – 1.0, four times
Longest INT Return – 25, Boston College (10.13.07)
Forced Fumbles – 1, twice
Pass Breakups – 1, twice
Fumble Return TD – 1, Michigan (9.13.08)

Brian Smith's Season Highs

Total Tackles – 10, Navy (11.7)
Assisted Tackles – 6, Boston College (10.24)
Sacks – 1.0, Nevada (9.5)
Longest INT Return – 10, Boston College (10.24)
QB Hurries – 2, USC (10.17)

Solo Tackles – 6, Navy (11.7)
Tackles For Loss – 2.0, Nevada (9.5)
Interceptions – 1, twice
Fumble Recoveries – 1, Boston College (10.24)

Brian Smith's Career Stats

Year	Tackles					Fumbles				
	G-5	TT	UT	AT	TFL	Scks	FF	FR	PBU	INT
2007	11-3	25	11	14	4.0-16	1.5-7	1	0-0	0	1-25
2008	11-9	54	33	21	4.0-33	2.0-23	1	2-35	2	0-0
2009	11-11	63	32	31	5.5-25	1.5-14	0	1-0	0	2-10
Total	33-23	142	76	66	13.5-74	5.0-44	2	3-25	2	3-35

Brian Smith's Game-by-Game

2009	TT	UT	AT	TFL	Scks	FF	FR	PBU	INT
*NEV (9.5)	3	2	1	2.0-18	1.0-11	0	0	0	0
*at UM (9.12)	7	5	2	0.0-0	0.0-0	0	0	0	0
*MSU (9.19)	5	3	2	1.0-1	0.0-0	0	0	0	0
*at PUR (9.26)	4	4	0	1.0-1	0.0-0	0	0	0	0
*WASH (10.3)	7	4	3	0.0-0	0.0-0	0	0	0	0
*USC (10.17)	8	3	5	1.0-4	0.5-3	0	0	0	0
*BC (10.24)	6	0	6	0.0-0	0.0-0	0	1	0	1
*vs. WSU (10.31)	1	1	0	0.0-0	0.0-0	0	0	0	0
*NAVY (11.7)	10	6	4	0.0-0	0.0-0	0	0	0	0
*at PITT (11.14)	7	2	5	0.5-1	0.0-0	0	0	0	0
*UCONN (11.21)	5	2	3	0.0-0	0.0-0	0	0	0	1
at STAN (11.28)									

* - games started

Tidbits

- ▶ Fiery leader of the Irish defense plays with as much emotion as anyone on the roster.
- ▶ Serves on the Irish Leadership Committee.
- ▶ Smith notched both his first interception and fumble recovery of the 2009 season against Boston College.
- ▶ Smith registered a season-high eight tackles, including 1.0 for loss and 0.5 sack. He also added a pair of quarterback hurries.
- ▶ Smith tallied two touchdowns in Irish career, returning an interception against Boston College's Matt Ryan 25 yards for a score as a freshman and rumbling 35 yards for a score against Michigan in 2008 following a fumble recovery.
- ▶ Smith ranked tied for 53rd in the nation in fumble recoveries in 2008.

89 KAPRON LEWIS-MOORE

Weatherford, Texas (Weatherford)
Birthdate: 1-24-90



Defensive End	SO	6-4	270
---------------	----	-----	-----

Lewis-Moore's Season/Career Highs

Total Tackles – 7, twice
Assisted Tackles – 4, Boston College (10.24)
QB Hurries – 2, Boston College (10.24)
Forced Fumble – 1, Michigan State (9.19)

Solo Tackles – 4, four times
Tackles For Loss – 2.0, Washington (10.3)
Sacks – 1.0, twice
Fumble Recovery – 1, Nevada (9.5)

Lewis-Moore's Career Stats

Year	Tackles					Fumbles				
	G-5	TT	UT	AT	TFL	Scks	FF	FR	PBU	INT
2009	11-8	44	26	18	7.0-23	2.5-12	1	1-0	0	0

Lewis-Moore's Game-by-Game

2009	TT	UT	AT	TFL	Scks	FF	FR	PBU	INT
NEV (9.5)	0	0	0	0.0-0	0.0-0	0	1-0	0	0
at UM (9.12)	2	2	0	0.0-0	0.0-0	0	0	0	0
*MSU (9.19)	4	1	3	0.0-0	0.0-0	1	0	0	0
*at PUR (9.26)	4	4	0	1.0-1	0.0-0	0	0	0	0
*WASH (10.3)	7	4	3	2.0-9	1.0-7	0	0	0	0
*USC (10.17)	5	3	2	1.5-4	0.5-2	0	0	0	0
*BC (10.24)	6	2	4	0.5-2	0.0-0	0	0	0	0
vs. WSU (10.31)	5	4	1	1.0-4	0.0-0	0	0	0	0
*NAVY (11.7)	7	4	3	1.0-3	1.0-3	0	0	0	0
*at PITT (11.14)	2	0	2	0.0-0	0.0-0	0	0	0	0
*UCONN (11.21)	2	2	0	0.0-0	0.0-0	0	0	0	0
at STAN (11.28)									

* - games started

Tidbits

- ▶ Lewis-Moore, similar to fellow sophomore DT Ethan Johnson, has made tremendous strides over the last six games. Lewis-Moore made 10 tackles and one for loss over the first four games of the season, but has since made 34 stops, six for loss and 2.5 sacks.
- ▶ Lewis-Moore led Notre Dame with five tackles, four solo, including one for loss, in the rout of Washington State.
- ▶ Lewis-Moore has registered at least four tackles in six of the last eight games.
- ▶ Lewis-Moore made a career-best seven tackles, including four solo, and two for loss in the victory over Washington. He also added his first career sack.
- ▶ Lewis-Moore recorded five tackles, three solo stops, 1.5 TFLs and 0.5 sack in the loss to USC.
- ▶ Lewis-Moore picked up his first career forced fumble midway through the second quarter against Michigan State. He stripped Spartans running back Caulton Ray.
- ▶ Lewis-Moore also recorded a fumble recovery in the 35-0 shutout victory over Nevada in the season opener.
- ▶ Lewis-Moore registered his first career start against Michigan State.

90 JOHN RYAN

Westlake, Ohio (St. Ignatius)
 Birthdate: 5-7-88



Defensive End

SR

6-5

255

Ryan's Career Highs

Total Tackles – 7, at Michigan (9.15.07)
Assisted Tackles – 4, at Penn State (9.8.07)
Pass Breakups – 2, San Diego State (9.6.08)
QB Hurries – 1, five times
Fumble Recovery – 1, three times

Solo Tackles – 6, twice
Tackles For Loss – 2.0, at Purdue (9.29.07)
Sacks – 1.0, four times
Forced Fumble – 1, at UCLA (10.6.07)

Ryan's Season Highs

Total Tackles – 4, USC (10.17)
Assisted Tackles – 3, USC (10.17)
Sacks – 1.0, twice
Fumble Recovery – 1, Washington (10.3)

Solo Tackles – 2, twice
Tackles For Loss – 1.0, three times
Pass Breakups – 1, Nevada (9.5)

Ryan's Career Stats

Year	Tackles				Fumbles						
	G-S	TT	UT	AT	TFL	Scks	FF	FR	PBU	INT	
2006	10-0	4	2	2	1.0-2	0.0-0	0	0-0	0	0-0	
2007	12-10	39	20	19	5.0-30	2.5-23	1	0-0	0	0-0	
2008	12-5	7	2	5	0.0-0	0.0-0	0	2-0	2	0-0	
2009	9-6	18	9	9	3.0-16	2.0-13	0	1-0	1	0-0	
Total	43-22	68	33	35	9.0-48	4.5-36	1	3-0	3	0-0	

Ryan's Game-by-Game

2009	TT	UT	AT	TFL	Scks	FF	FR	PBU	INT	
NEV (9.5)	3	1	2	0.0-0	0.0-0	0	0	1	0	
at UM (9.12)	3	2	1	1.0-5	1.0-5	0	0	0	0	
*MSU (9.19)	1	0	1	0.0-0	0.0-0	0	0	0	0	
*at PUR (9.26)	2	2	0	0.0-0	0.0-0	0	0	0	0	
*WASH (10.3)	2	1	1	0.0-0	0.0-0	0	1	0	0	
*USC (10.17)	4	1	3	1.0-8	1.0-8	0	0	0	0	
*BC (10.24)	1	0	1	0.0-0	0.0-0	0	0	0	0	
vs. WSU (10.31)				DNP - injury						
NAVY (11.7)				DNP - injury						
*at PITT (11.14)	1	1	0	0.0-0	0.0-0	0	0	0	0	
*UCONN (11.21)	1	1	0	1.0-3	0.0-0	0	0	0	0	
at STAN (11.28)				DNP - injury						

* - games started

Tidbits

- ▶ Did not play against Washington State or Navy due to an injury.
- ▶ Serves on the Irish Leadership Committee.
- ▶ Ryan collected four tackles, including a sack for eight yards, in the loss to USC.
- ▶ Ryan made three tackles, including two solo stops, and added a sack against Michigan. His career-high for tackles in a game (seven) came against the Wolverines during the 2007 season.
- ▶ Veteran defensive player has played with his hand on the ground at defensive end as well as in a two-point stance as an outside linebacker in Irish career.
- ▶ Returns to defensive end in 2009.

95 IAN WILLIAMS

Altamonte Springs, Fla. (Lyman)
 Birthdate: 8-31-89



Nose Tackle

JR

6-2

295

Williams' Career Highs

Total Tackles – 11, Navy (11.3.07)
Assisted Tackles – 9, Navy (11.3.07)
Pass Breakups – 1, at USC (11.29.08)

Solo Tackles – 5, Pittsburgh (11.1.08)
Tackles For Loss – 2.0, Pittsburgh (11.1.08)
Interception – 1, vs. Washington State (10.31.09)

Williams' Season Highs

Total Tackles – 8, Navy (11.7)
Assisted Tackles – 7, Boston College (10.24)
Interception – 1, vs. Washington State (10.31)

Solo Tackles – 2, four times
Tackles For Loss – 1.0, five times

Williams' Career Stats

Year	Tackles				Fumbles						
	G-S	TT	UT	AT	TFL	Scks	FF	FR	PBU	INT	
2007	12-2	45	19	26	1.5-3	0.0-0	0	0-0	0	0-0	
2008	12-7	40	18	22	2.0-5	0.0-0	0	0-0	1	0-0	
2009	11-10	36	13	23	5.0-9	0.0-0	0	0-0	0	1-0	
Total	35-19	121	50	71	8.5-17	0.0-0	0	0-0	1	1-0	


Williams' Game-by-Game

2009	TT	UT	AT	TFL	Scks	FF	FR	PBU	INT	
*NEV (9.5)	2	0	2	0.0-0	0.0-0	0	0	0	0	
*at UM (9.12)	3	2	1	0.0-0	0.0-0	0	0	0	0	
*MSU (9.19)	3	2	1	1.0-1	0.0-0	0	0	0	0	
*at PUR (9.26)	2	1	1	1.0-2	0.0-0	0	0	0	0	
*WASH (10.3)	2	0	2	0.0-0	0.0-0	0	0	0	0	
*USC (10.17)	2	2	0	0.0-0	0.0-0	0	0	0	0	
*BC (10.24)	7	0	7	0.0-0	0.0-0	0	0	0	0	
*vs. WSU (10.31)	1	1	0	1.0-1	0.0-0	0	0	0	1-0	
*NAVY (11.7)	8	2	6	1.0-4	0.0-0	0	0	0	0	
*at PITT (11.14)	3	1	2	0.0-0	0.0-0	0	0	0	0	
UCONN (11.21)	3	2	1	1.0-1	0.0-0	0	0	0	0	
at STAN (11.28)				DNP - injury						

* - games started

35 BEN TURK

Davie, Fla. (St. Thomas Aquinas)
Birthdate: 6-5-90



Punter	FR	5-11	193
--------	----	------	-----

Turk's Season/Career Highs
Punts – 6, Boston College (10.24) **Punt Yards** – 235, UConn (11.21)
Long Punt – 50, twice **Touchback** – 1, twice
Fair Catches – 5, Boston College (10.24) **Inside 20** – 3, USC (10.17)

Turk's Career Stats

Year	G-S	No	Yds	Punting						
				Avg	LG	TB	FC	I20	50+	Blkd
2009	5-0	23	865	37.6	50	2	12	7	2	0

Year	G-S	Att	Yds	Kicking	
				Avg	TB
2009	3-0	1	39	39.0	0


Turk's Game-by-Game

2009	No	Yds	Avg	LG	TB	FC	I20	50+	BLK
NEV (9.5)					DNP				
at UM (9.12)					DNP				
MSU (9.19)					DNP				
at PUR (9.26)					DNP				
WASH (10.3)	2	79	39.5	40	1	1	0	0	0
USC (10.17)	5	189	37.8	48	0	1	3	0	0
BC (10.24)	6	196	32.7	38	0	5	1	0	0
vs. WSU (10.31)	5	166	33.2	49	1	3	2	0	0
NAVY (11.7)					DNP				
at PITT (11.14)					DNP				
UCONN (11.21)	5	235	47.0	50	0	2	1	2	0
at STAN (11.28)									

- Tidbits**
- ▶ Turk punted five times against UConn and averaged 47.0 yards per punt. That was the best punting average by a Notre Dame punter since Geoff Price averaged 47.4 yards on five punts in the Sugar Bowl following the 2006 season.
 - ▶ Ranked by Scout.com as third-best high school punter in 2008.
 - ▶ Turk landed three of five punts inside the 20-yard line and then booted a career-long kick of 48 yards against USC.
 - ▶ Has bench pressed 405 pounds.

40 NICK TAUSCH

Plano, Texas (Jesuit)
Birthdate: 4-30-91



Kicker	FR	6-0	190
--------	----	-----	-----

Tausch's Career Highs
Extra Points Attempted – 5, twice **Extra Points Converted** – 5, Nevada (9.5)
Field Goals Attempted – 5, Washington (10.3) **Field Goals Converted** – 5, Washington (10.3)
Longest FG – 46, Michigan State (9.19) **Points Scored** – 17, Washington (10.3)

Tausch's Career Stats

Year	G-S	Field Goals			LG	XP		Kickoffs		
		M-A	Pct	LG		M-A	Pct	Att	Yds	Avg
2009	9-0	14-17	.824	46	27-30	.900	35	2164	61.8	0

Field Goal Breakdown

Year	0-19	20-29	30-39	40-49	50+	LG	Blkd
2009	0-0	5-6	6-7	3-4	0-0	46	--

Tausch's Game-by-Game

2009	FGA	FGM	LG	XPA	XPM	Points
NEV (9.5)	0	0	0	5	5	5
at UM (9.12)	3	2	42	2	2	8
MSU (9.19)	2	2	46	4	3	9
at PUR (9.26)	1	1	34	3	3	6
WASH (10.3)	5	5	40	2	2	17
USC (10.17)	0	0	0	4	3	3
BC (10.24)	2	2	37	2	2	8
vs. WSU (10.31)	2	2	29	5	4	10
NAVY (11.7)	2	0	0	3	3	3
at PITT (11.14)				DNP - injury		
UCONN (11.21)				DNP - injury		
at STAN (11.28)						

- Tidbits**
- ▶ Tausch has missed each of the last two games with a foot injury.
 - ▶ Connected on a 29-yard field goal with 9:44 to go in the first quarter to give Notre Dame a 3-0 lead over Washington State.
 - ▶ Added a second field goal of the game. Gave the Irish a 33-7 lead with 3:16 remaining in the third quarter.
 - ▶ After missing the first field goal attempt of his career at Michigan, Tausch connected on 14 consecutive field goals – a Notre Dame school record. The previous school record was held by Mike Johnston, who made 13 straight during the 1982 season.
 - ▶ Tausch is the first Irish place kicker to register five field goals in a single game without a miss.
 - ▶ Tausch equaled the school record with his fifth field goal of the game with 12:23 to go in the fourth quarter to make the score 24-22 in favor of Washington.

Most Consecutive Field Goals – Career

Rank	Name	Team	Year	Count
1.	Nick Tausch	Michigan	2009 – Washington State	14
2.	Mike Johnston	Michigan	1982 – Oregon	13
3.	John Carney	Navy	1984 – Michigan	10
4.	Nicholas Setta	USC	2000 – USC	9
	Nicholas Setta	Washington State	2003 – Purdue	9
	D.J. Fitzpatrick	Navy	2003 – BYU	9
7.	Chuck Male	Miami	1978 – Georgia Tech	8
	Chuck Male	Michigan	1979 – Michigan State	8
	John Carney	Air Force	1986 – Penn State	8

- ▶ Tausch connected on a pair of field goals against Michigan State for the second consecutive week. The rookie nailed a career-long 46-yard field goal with 5:34 left in the third quarter to give Notre Dame a 26-17 lead.



#23 Notre Dame 35 • Nevada 0

Sept. 5, 2009 • Notre Dame, Ind. • Notre Dame Stadium



NOTRE DAME, Ind. (AP) - Jimmy Clausen must have felt as if he was still in paradise.

Clausen, last seen playing nearly flawless in a Hawaii Bowl victory, completed 15 of 18 passes for 315 yards and four touchdowns to lead No. 23 Notre Dame to a 35-0 victory over Nevada on Saturday.

The Irish ended a disappointing 2008 season with a 49-21 victory over Hawaii in the Hawaii Bowl that provided at least some hope for the future.

A much needed one, too, with a trip to Michigan, coming off its own impressive opening victory, up next week.

Clausen started the game by completing 10 of 11 passes for 184 yards and three touchdowns, highlighted by a career-long 70-yard pass for a touchdown to Michael Floyd. He bettered that in the third quarter with an 88-yard scoring pass to Floyd.

It was the third longest pass completion in Notre Dame history.

Floyd also had a 24-yard TD catch and tight end Kyle Rudolph opened the scoring with a 19-yard TD catch. The other touchdown by the Irish (1-0) came on a 1-yard run by Armando Allen Jr.

It was the first shutout for Notre Dame during the Weis era. The last shutout for the Irish was a 42-0 win over Rutgers in 2002. It was just the third time in Nevada coach Chris Ault's 25 years as coach that the Wolf Pack was shut out.

The Irish couldn't have gotten off to a much better start. The defense stopped Nevada on its first three third-down attempts and linebacker Toryan Smith stuffed Wolf Pack running back Vai Tauga for a 1-yard loss on fourth-and-1. Even highly touted freshman linebacker Manti Te'o got in on the act for Notre Dame on his first play early in the second quarter.

The Irish held the Wolf Pack to 153 yards rushing and 307 total yards.

The play of the defense against a Nevada offense that was third in the country in rushing last year had to inspire Notre Dame fans.

The play of Clausen must of had them giddy—even if it was more against a pass defense that ranked behind Hawaii's last season.

Clausen was 22 of 26 passing for 401 yards with five touchdowns in the Christmas Eve bowl victory. Nevada, which ranked last in the nation in pass defense, was just as helpless to stop him.

Kaepernick was 12 of 23 passing for 149 yards with two interceptions. He also ran for 39 yards on 10 carries. Tauga ran for 114 yards on 18 carries.

Score by Quarters	1	2	3	4	Score	
Nevada	0	0	0	0	-	0 Record: (0-1)
Notre Dame	7	21	7	0	-	35 Record: (1-0)

First Quarter

8:42 ND RUDOLPH 19 yd pass from CLAUSEN (TAUSCH kick), 12-67 6:18

Second Quarter

14:54 ND FLOYD 24 yd pass from CLAUSEN (TAUSCH kick), 9-78 4:24

11:42 ND FLOYD 70 yd pass from CLAUSEN (TAUSCH kick), 2-79 0:46

1:48 ND ALLEN 1 yd run (TAUSCH kick), 8-80 3:45

Third Quarter

10:12 ND FLOYD 88 yd pass from CLAUSEN (TAUSCH kick), 4-99 1:58

TEAM STATS

	NEV	ND
FIRST DOWNS	15	20
RUSHES-YARDS (NET)	29-153	41-178
PASSING YDS (NET)	154	332
Passes Att-Comp-Int	27-13-2	20-17-0
TOTAL OFFENSE PLAYS-YARDS	56-307	61-510
Fumble Returns-Yards	0-0	0-0
Punt Returns-Yards	0-0	2-22
Kickoff Returns-Yards	5-88	1-23
Interception Returns-Yards	0-0	2-23
Punts (Number-Avg)	5-46.6	3-40.7
Fumbles-Lost	1-1	0-0
Penalties-Yards	4-49	3-35
Possession Time	26:20	33:40
Third-Down Conversions	2 of 11	6 of 12
Fourth-Down Conversions	0 of 1	1 of 2
Red-Zone Scores-Chances	0-3	2-2
Sacks By: Number-Yards	0-0	2-21

RUSHING: Nevada-Tauga 18-114; Kaepernick 10-39; Ball 1-0.

Notre Dame-ALLEN 15-72; GRAY, J. 9-50; HUGHES 6-20; RIDDICK 5-19; ALDRIDGE 3-13; TATE 1-3; CLAUSEN 2-1.

PASSING: Nevada-Kaepernick 12-23-2-149; Lantrip 1-4-0-5. Notre Dame-CLAUSEN 15-18-0-315; CRIST 2-2-0-17.

RECEIVING: Nevada-Session 5-51; Tauga 3-38; Wimberly 2-36; Wellington 2-27; Green 1-2. Notre Dame-FLOYD 4-189; RUDOLPH 4-29; TATE 3-59; ALLEN 3-25; WALKER, D. 1-15; PARRIS 1-10; GRAY, J. 1-5.

INTERCEPTIONS: Nevada-None. Notre Dame-McCARTHY, K. 1-23; BLANTON 1-0.

FUMBLES: Nevada-Tauga 1-1. Notre Dame-None.

SACKS (UA-A): Nevada-None. Notre Dame-SMITH, B. 1-0; SMITH, Toryan 1-0.

TACKLES (UA-A): Nevada-Johnson 5-5; Amaya 7-2; Bethea 3-6; Harvey 5-3; Moch 3-3; Marshall 2-4; Frey 4-1; Agaiva 0-4; Thompson 2-1; Roy 1-2; Coulson 2-0; Madonick 1-1; Liranzo 1-0; Grimes 1-0; Silva-Purcell 1-0; Miller 0-1; Slack 0-1; Tauga 0-1; Barker 0-1. Notre Dame-McCARTHY, K. 7-2; SMITH, H. 5-1; SMITH, Toryan 4-1; SMITH, S. 2-1; GRAY, G. 2-1; SMITH, B. 2-1; RYAN 1-2; BLANTON 2-0; TE'O 2-0; SLAUGHTER 2-0; McDONALD 1-1; FILER 1-1; JOHNSON 1-1; BROWN 1-1; WILLIAMS, I. 0-2; HERRING 1-0; ANELLO 0-1; Cwynar 0-1; FLEMING 0-1.



Michigan 38 • #18 Notre Dame 34

Sept. 12, 2009 • Ann Arbor, Mich. • Michigan Stadium



ANN ARBOR, Mich. (AP) - Tate Forcier threw a 5-yard touchdown pass to Greg Mathews with 11 seconds left, lifting Michigan to a 38-34 win over No. 18 Notre Dame on Saturday.

Armando Allen ran for a touchdown and got the 2-point conversion on a nifty Statue of Liberty play with 5:13 left after Jimmy Clausen threw his third touchdown pass to give the Fighting Irish (1-1) the lead, but their defense could not deny Forcier and the Wolverines (2-0).

He was 23 of 33 for 240 yards, two TDs and an interception. He ran for 70 yards and a score -- squirting up the middle on fourth-and-3 to put Michigan up 31-20. In the opener, Forcier threw three TDs before halftime against Western Michigan.

Forcier's 31-yard TD run on a fourth down gave the Wolverines an 11-point lead early in the fourth quarter. He threw an interception on his next drive to aid Notre Dame's comeback, but he bounced back by converting a third down with a pass before his clutch connection with Mathews in the front corner of the end zone.

Jimmy Clausen completed 25 of 42 passes for 336 yards and three TDs, but missed some throws throughout the game that proved to be costly. Tate and Michael Floyd combined for 16 catches, 246 yards and three TDs, and Michigan cornerbacks Donovan Warren and Boubacar Cissoko struggled to contain the duo all day.

After Weis spoke to his team, Clausen did.

"I told them the same thing that Coach said," Clausen said. "We have to decide how we're going to go from here."

Score by Quarters	1	2	3	4	Score	
Notre Dame	3	17	0	14	-	34 Record: (1-1)
Michigan	14	3	7	14	-	38 Record: (2-0)

First Quarter

4:12 UM Minor 2 yd run (Olesnavage kick), 9-79 3:46

0:46 ND TAUSCH 34 yd field goal, 8-56 3:26

0:34 UM Stonum 94 yd kickoff return (Olesnavage kick)

Second Quarter

12:34 ND TATE 4 yd pass from CLAUSEN (TAUSCH kick), 7-76 3:00

7:05 ND FLOYD 11 yd pass from CLAUSEN (TAUSCH kick), 7-69 3:47

2:41 ND TAUSCH 42 yd field goal, 5-17 3:07

0:00 UM Olesnavage 39 yd field goal, 9-48 2:41

TEAM STATS

	ND	UM
FIRST DOWNS	27	21
RUSHES-YARDS (NET)	30-154	38-190
PASSING YDS (NET)	336	240
Passes Att-Comp-Int	42-25-0	33-23-1
TOTAL OFFENSE PLAYS-YARDS	72-490	71-430
Fumble Returns-Yards	0-0	0-0
Punt Returns-Yards	1-5	0-0
Kickoff Returns-Yards	3-100	7-202
Interception Returns-Yards	1-20	0-0
Punts (Number-Avg)	4-40.0	5-36.0
Fumbles-Lost	1-1	3-0
Penalties-Yards	9-75	6-59
Possession Time	31:25	28:35
Third-Down Conversions	6 of 14	5 of 14
Fourth-Down Conversions	1 of 1	2 of 2
Red-Zone Scores-Chances	4-5	3-4
Sacks By: Number-Yards	2-9	0-0

Third Quarter

7:55 UM Koger 3 yd pass from Forcier (Olesnavage kick), 5-26 1:48

Fourth Quarter

14:16 UM Forcier 31 yd run (Olesnavage kick), 6-64 3:07

9:46 ND TATE 21 yd pass from CLAUSEN (CLAUSEN pass failed), 14-80 4:30

5:13 ND ALLEN 8 yd run (ALLEN rush), 7-36 2:29

0:11 UM Mathews 5 yd pass from Forcier (Olesnavage kick), 9-57 2:02

RUSHING: Notre Dame-ALLEN 21-139; KAMARA 1-10; TATE 1-5; CLAUSEN 2-0; GRAY, J. 3-0; HUGHES 1-0; RIDDICK 1-0. Michigan-Minor 16-106; Forcier 13-70; Robinson 4-21; Brown 4-minus 3; Odoms 1-minus 4.

PASSING: Notre Dame-CLAUSEN 25-42-0-336. Michigan-Forcier 23-33-1-240.

RECEIVING: Notre Dame-TATE 9-115; FLOYD 7-131; RUDOLPH 3-38; ALLEN 2-24; EVANS 2-15; GRAY, J. 1-7; KAMARA 1-6. Michigan-Mathews 5-68; Stonum 4-54; Koger 4-38; Brown 4-36; Odoms 3-18; Savoy 2-23; Grady 1-3.

INTERCEPTIONS: Notre Dame-McCARTHY, K. 1-20. Michigan-None.

FUMBLES: Notre Dame-GRAY, J. 1-1. Michigan-Minor 1-0; Forcier 1-0; Brown 1-0.

SACKS (UA-A): Notre Dame-FLEMING 1-0; RYAN 1-0. Michigan-None.

TACKLES (UA-A): Notre Dame-SMITH, H. 4-7; McCARTHY, K. 5-4; SMITH, B. 5-2; WALLS 4-3; McNEIL 4-1; JOHNSON 3-1; Smith, Toryan 3-1; FLEMING 3-1; BLANTON 2-1; RYAN 2-1; WILLIAMS, I. 2-1; GORDON 2-0; BROWN 2-0; LEWIS-MOORE 2-0; TE'O 1-1; SLAUGHTER 1-0; ANELLO 1-0; MOTTA 1-0. Michigan-Woolfolk 5-3; Williams 4-4; Ezech 2-5; Warren 3-3; Brown 3-3; Cissoko 4-1; Mouton 4-1; Graham 3-0; Kovacs 2-1; Martin 1-2; Roh 2-0; Van Bergen 1-1; Floyd 1-0; North 1-0; Smith 1-0; Mathews 1-0; Sagesse 0-1; Heiningor 0-1.



Notre Dame 33 • Michigan State 30
 Sept. 19, 2009 • Notre Dame, Ind. • Notre Dame Stadium



NOTRE DAME, Ind. (AP) - Kyle McCarthy saved Notre Dame from another last-minute loss, one play after Michigan State cut the Fighting Irish a break.

McCarthy's interception at the 4-yard line with 57 seconds left sealed Notre Dame's 33-30 win after Jimmy Clausen threw for 300 yards, including the game-winning score on a 33-yard TD pass to Golden Tate with 5:18 left.

"I think this is a huge step for our guys. Not necessarily for the program, but for the guys in the locker room," said McCarthy, who has an interception in each game this season. "We deserve this win."

It was the second straight week the Spartans gave an opponent a second chance and paid for it.

Michigan State's Larry Caper slipped through the Irish defense and was all alone in the back of the end zone. Caper got his hands on it, but it was high and he couldn't pull it down.

The play was reminiscent of Tate Forcier's game-winning TD pass with 11 seconds left the week before for Michigan against Notre Dame.

"After last week, how bad everybody felt in a very similar situation in the ending of the game, to make a play to change the outcome in favor of us, I'm really, really happy for those kids in there," said coach Charlie Weis. "It's nice to see how genuinely excited they are. They feel great."

Instead, the unforced error evoked memories of Michigan State's offside penalty against Central Michigan that gave the Chippewas a second chance at the winning field goal.

"It was a little tougher than Central Michigan because it was such a big win for us," said, Michigan State receiver Keshawn Martin, who threw a 30-yard TD pass to Blair White.

The Irish held on to beat the Spartans in Notre Dame Stadium for the first time since 1993, but lost star wide receiver Michael Floyd to what may be a broken collarbone.

Floyd was hurt in the first half and Weis said the training staff told him "clavicle" and he assumes they meant that it's broken. Second in the nation with 160 yards receiving per game, Floyd finished with two catches for 38 yards.

Cousins was 23 of 35 passing for 302 yards for MSU, which was held to 105 yards rushing. "He played well with the exception of the last throw," Dantonio said.

Cousins was under pressure from linebacker Darius Fleming when he threw the interception. "I needed to throw the ball away or take a sack, anything to throw the ball away," he said.

Armando Allen ran for 115 yards and a touchdown and threw for another out of a wildcat formation, and Nick Tausch kicked field goals of 22 and 46 yards for the Irish (2-1), though he missed an early extra point. It was the third 100-yard game of Allen's career and his second straight.

White caught a pair of touchdown passes and Caper ran for two more as the Spartans (1-2) lost for the second straight week. It was the second time in the past nine meetings that the home team won.

Clausen was 22 of 31 and injured his right foot when he was sacked in the second quarter, but only missed two plays in the game.

Tate finished with 127 yards on seven catches.

Score by Quarters	1	2	3	4	Score
Michigan State	3	14	6	7	30 Record: (1-2)
Notre Dame	13	3	10	7	33 Record: (2-1)

First Quarter	Second Quarter	Third Quarter	Fourth Quarter
12:21 ND Allen 13 yd run (Tausch kick), 4-84 1:40	9:30 MSU White 30 yd pass from Martin (Swenson kick), 4-80 1:12	11:49 ND Paris 5 yd pass from Allen (Tausch kick), 6-70 3:11	9:33 MSU White 17 yd pass from Cousins (Swenson kick), 5-86 2:27
7:11 MSU Swenson 43 yd field goal, 12-43 5:10	3:14 ND Tausch 22 yd field goal, 11-50 4:44	5:34 ND Tausch 46 yd field goal, 10-18 4:11	5:18 ND Tate 33 yd pass from Clausen (Tausch kick), 8-73 4:15
4:59 ND Floyd 22 yd pass from Clausen (Tausch kick failed)	1:01 MSU Caper 1 yd run (Swenson kick), 7-81 2:13	1:24 MSU Caper 7 yd run (Swenson kick blocked), 8-70 4:10	

TEAM STATS	MSU	ND
FIRST DOWNS	27	25
RUSHES-YARDS (NET)	25-105	37-133
PASSING YDS (NET)	354	304
Passes Att-Comp-Int	40-26-1	34-24-1
TOTAL OFFENSE PLAYS-YARDS	65-459	71-437
Fumble Returns-Yards	0-0	1-5
Punt Returns-Yards	0-0	2-23
Kickoff Returns-Yards	7-154	5-125
Interception Returns-Yards	1-0	1-20
Punts (Number-Avg)	3-45.0	3-41.3
Fumbles-Lost	1-1	1-0
Penalties-Yards	6-40	11-99
Possession Time	25:30	34:30
Third-Down Conversions	5 of 10	5 of 11
Fourth-Down Conversions	0 of 0	1 of 1
Red-Zone Scores-Chances	3-4	3-3
Sacks By: Number-Yards	2-16	0-0

RUSHING: Michigan State-Caper 12-51; Ray 3-23; Nichol 2-14; Winston 6-14; Cousins 2-3. Notre Dame-Allen 23-115; Gray 4-24; Clausen 7-minus 1; Tate 1-minus 1; Team 2-minus 4.

PASSING: Michigan State-Cousins 23-35-1-302; Nichol 2-4-0-22; Martin 1-1-0-30. Notre Dame-Clausen 22-31-0-300; Crist 1-2-1-minus 1; Allen 1-1-0-5.

RECEIVING: Michigan State-Cunningham 7-74; Dell 6-121; White 6-75; Linthicum 3-34; Gantt 2-31; Ray 1-14; Sims 1-5. Notre Dame-Tate 7-127; Rudolph 6-95; Kamara 3-23; Parris 3-16; Floyd 2-0; Brown 2-0; Hughes 1-minus 1.

INTERCEPTIONS: Michigan State-Robinson 1-0. Notre Dame-McCarthy 1-20.

FUMBLES: Michigan State-Ray 1-1. Notre Dame-Clausen 1-0.

SACKS (UA-A): Michigan State-Pickelman 0-1; Worthy 1-0; Gordon 0-1. Notre Dame-None.

TACKLES (UA-A): Michigan State-Jones 3-6; Gordon 2-6; Ware 7-0; Hyde 4-2; Pickelman 2-4; Jenrette 2-4; Robinson 2-4; Denson 2-3; Rucker, Chris L. 2-3; Misch 0-4; Anderson 1-2; Strayhorn 2-0; Worthy 1-1; Davis-Clark 1-1; Neely 1-1; Rolf 1-0; Fortener 1-0; Cousins 1-0; Norman 0-1; Anderson 0-1; Wilson 0-1. Notre Dame-McCarthy, K. 7-2; Smith, H. 5-2; Smith, B. 3-2; Blanton 2-3; Herring 4-0; Smith, S. 2-2; Lewis-Moore 1-3; Williams, I. 2-1; Motta 2-1; Johnson 0-3; Fleming 2-0; Walls 2-0; Brown 2-0; Slaughter 1-0; McDonald 1-0; Te'o 0-1; Cave 0-1; Ryan 0-1; Cwynar 0-1; Smith, Toryan 0-1.



Notre Dame 24 • Purdue 21
 Sept. 26, 2009 • West Lafayette, Ind. • Ross-Ade Stadium



WEST LAFAYETTE, Ind. (AP) - With the game on the line, Notre Dame coach Charlie Weis put the game in the hands of his hobbled star.

Gimpy Jimmy Clausen completed a 2-yard touchdown pass to Kyle Rudolph with 24.8 seconds to play, and Notre Dame rallied for a 24-21 win over Purdue on Saturday night.

Clausen, slowed by a turf toe injury on his right foot, split time with Dayne Crist. Though Crist directed two touchdown drives with the Wildcat offense in the first half, Clausen returned to the game when it got tight in the fourth quarter.

The Fighting Irish (3-1) took over trailing 21-17 with 3:41 to go. Clausen completed a 22-yard pass to Rudolph to move the ball to the Purdue 32, but a sack forced Notre Dame into a third-and-14. Clausen completed a 15-yard pass to Robby Parris for a first down. A 17-yarder to Golden Tate set up a first-and-goal at the 4. After three plays netted two yards, Clausen found Rudolph in the end zone on fourth down for the winner.

Clausen, the nation's No. 2 passer, wasn't himself. He completed 15 of 26 for 171 yards, and he threw his first interception of the season.

He found his rhythm in the final minutes.

It was the third straight Notre Dame game decided in the final minute. Kyle McCarthy had an interception at the 4-yard line with 57 seconds left to seal Notre Dame's 33-30 win over Michigan State last week. A week earlier, Michigan's Tate Forcier threw a 5-yard touchdown pass with 11 seconds remaining to beat the Irish 38-34.

Notre Dame played without its leading rusher and receiver. Running back Armando Allen sat out with an injured right ankle and receiver Michael Floyd was knocked out for the season last week with a broken collarbone.

Joey Elliott passed for 289 yards and three touchdowns in his best game of the season for Purdue (1-3). Keith Smith caught 11 passes and tied a career high with 136 yards.

Purdue's three losses are by a combined 11 points.

The Boilermakers (1-3) drove deep into Notre Dame territory late in the third quarter and began the fourth quarter trailing by 10 with the ball at the Notre Dame 15. Elliott completed a slant pass to Smith for a 3-yard touchdown, and the Boilermakers cut Notre Dame's lead to 17-14.

Purdue got another chance with just under six minutes to play. Jaycen Taylor took a play-action fake out of the backfield, caught a pass in the flat from Elliott and raced untouched for a 38-yard touchdown that gave Purdue a 21-17 lead with just under four minutes to play.

Purdue didn't deny the importance of the game, saying all week that the rivalry had special meaning. The Boilermakers wore all-black uniforms for the first time since Oct. 21, 2006 against Wisconsin and the "Purdue" in the end zones were painted black with a gold outline instead of gold with a black outline.

But Clausen sent the Purdue home fans disappointed.

Score by Quarters	1	2	3	4	Score
Notre Dame	3	14	0	7	24 Record: (3-1)
Purdue	7	0	0	14	21 Record: (1-3)

First Quarter	Second Quarter	Third Quarter	Fourth Quarter
11:53 PUR Valentin 36 yd pass from Elliott (Wiggs kick), 8-80 3:07	10:43 ND Hughes 2 yd run (Tausch kick), 9-73 4:07	13:41 PUR Smith 3 yd pass from Elliott (Wiggs kick), 10-59 3:21	11:53 PUR Valentin 36 yd pass from Elliott (Wiggs kick), 8-80 3:07
2:23 ND Tausch 34 yd field goal, 10-60 3:57	4:43 ND Tate 14 yd run (Tausch kick), 7-62 3:49	3:41 PUR Taylor 38 yd pass from Elliott (Wiggs kick), 5-69 2:15	2:23 ND Tausch 34 yd field goal, 10-60 3:57
		0:25 ND Rudolph 2 yd pass from Clausen (Tausch kick), 12-72 3:16	

TEAM STATS	ND	PUR
FIRST DOWNS	23	16
RUSHES-YARDS (NET)	43-167	26-74
PASSING YDS (NET)	216	289
Passes Att-Comp-Int	36-20-1	38-22-1
TOTAL OFFENSE PLAYS-YARDS	79-383	64-363
Fumble Returns-Yards	0-0	0-0
Punt Returns-Yards	1-16	2-49
Kickoff Returns-Yards	4-96	5-86
Interception Returns-Yards	1-2	1-0
Punts (Number-Avg)	4-37.8	5-37.4
Fumbles-Lost	0-0	1-1
Penalties-Yards	6-41	13-103
Possession Time	34:25	25:35
Third-Down Conversions	6 of 15	7 of 15
Fourth-Down Conversions	1 of 3	0 of 2
Red-Zone Scores-Chances	4-5	1-1
Sacks By: Number-Yards	2-18	4-21

RUSHING: Notre Dame-Hughes 15-68; Tate 9-55; Riddick 1-24; Gray, Jonas 9-18; Crist 4-16; TEAM 1-minus 1; Clausen 4-minus 13. Purdue-Bolden 17-67; Taylor 2-6; Smith 1-6; Valentin 1-1; Elliott 5-minus 6.

PASSING: Notre Dame-Clausen 15-26-1-171; Crist 5-10-0-45. Purdue-Elliott 22-38-1-289.

RECEIVING: Notre Dame-Tate 5-57; Rudolph 4-52; Kamara 3-20; Hughes 3-9; Gray, Jonas 2-42; Parris 1-15; Evans 1-12; Burger 1-9. Purdue-Smith 11-136; Adams 4-26; Carlos 2-27; Taylor 1-38; Valentin 1-36; Adams 1-11; Smith 1-9; Bolden 1-6.

INTERCEPTIONS: Notre Dame-Walls 1-2. Purdue-Pender 1-0.

FUMBLES: Notre Dame-None. Purdue-Valentin 1-1.

SACKS (UA-A): Notre Dame-Fleming 1-0; Te'o 1-0. Purdue-Werner 2-0; Gooden 1-0; Kerrigan 1-0.

TACKLES (UA-A): Notre Dame-McCarthy 6-4; Blanton 5-3; Brown 3-2; Lewis-Moore 4-0; Smith, B. 4-0; Fleming 4-0; Smith, T. 2-0; Neal 2-0; Ryan 2-0; Williams, I. 1-1; Walls 1-1; Smith, H. 0-2; Rudolph 1-0; Gray, G. 1-0; Anello 1-0; Te'o 1-0; Smith, S. 1-0; Posluszny 1-0; Maust 1-0; Johnson 1-0; Filer 0-1. Purdue-McLean 7-3; Holland 4-6; Kerrigan 5-3; Werner 6-1; Williams 4-3; Carlino 3-3; King 4-0; Evans 3-1; Pender 2-1; Short 1-2; Beckford 2-0; Maci 2-0; Gooden 1-1; Higgs 0-2; Wolf 1-0; Brown 1-0; Wiggs 1-0; Mondek 1-0.



Notre Dame 37 • Washington 30 (ot)

Oct. 3, 2009 • Notre Dame, Ind. • Notre Dame Stadium



NOTRE DAME, Ind. (AP) - Notre Dame waited even later than the last minute to pull out this finish.

Robert Hughes scored on a 1-yard run in overtime and safeties Harrison Smith and Kyle McCarthy jarred the ball loose from Washington receiver D'Andre Goodwin near the goal line on fourth-and-19 as the Fighting Irish beat the Huskies 37-30 Saturday.

It was the fourth straight game decided in the final 60 seconds for the Irish, the last three of which were wins.

The Irish (4-1) stayed in it with a pair of goal-line stands in the second half.

The first was late in the third quarter when the Irish held the Huskies (2-3) for no points on two plays from the 1-yard line on a pair of keepers by Jake Locker. Locker gained a half yard on the first play, but was stopped by Brian Smith and McCarthy. On fourth-and-goal from the 1, Locker lost a half yard when Kerry Neal and Harrison Smith stopped him.

Chris Polk appeared to give the Huskies a 30-22 lead with a 6-yard TD run with 7:07 left, but after a review he was ruled down on the half-yard line.

The Huskies couldn't advance the ball on three tries, but got a fresh set of downs when Notre Dame nose tackle Ian Williams was called for roughing the snapper on the field goal attempt. The Huskies couldn't get it in on the next three plays either, with Locker being stuffed for no gain from the 1. Erik Folk kicked a 24-yard field goal to cap the 19-play drive that ate up 9 minutes and 19 seconds on the clock.

Jimmy Clausen was 23 of 31 passing for a career-high 422 yards, the fifth highest passing yardage in five seasons under coach Charlie Weis. He had a 67-yard TD pass to Golden Tate, a 77-yard pass to Tate that set up a field goal and a 12-yard TD pass to Kyle Rudolph with 80 seconds left to give Notre Dame a 30-27 lead.

Folk kicked a 37-yard field goal with 6 seconds left to tie the game at 30.

Golden Tate caught nine passes for a career-high 244 yards and a touchdown. He set up Hughes' TD run with a 22-yard catch on the first play in overtime.

Locker was 22 of 40 passing for 281 yards and a touchdown. He also ran for a touchdown, but couldn't come up with the big play in overtime as he had three incomplete passes and was sacked for a 9-yard loss.

Nick Tausch tied a Notre Dame record with five field goals as Washington's defense repeatedly held the Irish out of the end zone.

Linebacker Manti Te'o, a highly rated recruit playing extensively for the first time, finished with 10 tackles.

Score by Quarters	1	2	3	4	OT	Score	
Washington	7	10	7	6	0	30	Record: (2-3)
Notre Dame	3	13	3	11	7	37	Record: (4-1)

First Quarter

10:10 UW Locker 5 yd run (Folk kick), 9-56 4:50
7:11 ND Tausch 34 yd field goal, 7-49 2:59

Second Quarter

14:08 ND Tausch 40 yd field goal, 10-58 5:27
7:20 ND Tausch 34 yd field goal, 10-72 4:42
4:39 UW Trufant 17 yd fumble recovery (Folk kick)
3:27 ND Tate 67 yd pass from Clausen (Tausch kick), 3-78 1:12
0:00 UW Folk 40 yd field goal, 5-53 0:51

Third Quarter

12:51 ND Tausch 21 yd field goal, 5-76 2:09
8:57 UW Kearse 8 yd pass from Locker (Folk kick), 9-64 3:54

Fourth Quarter

12:23 ND Tausch 24 yd field goal, 9-93 3:14
3:04 UW Folk 24 yd field goal, 19-69 9:19
1:20 ND Rudolph 12 yd pass from Clausen (Hughes rush), 5-63 1:44
0:06 UW Folk 37 yd field goal, 9-70 1:14

Overtime

15:00 ND Hughes 1 yd run (Tausch kick), 2-25 0:00

TEAM STATS

	UW	ND
FIRST DOWNS	25	23
RUSHES-YARDS (NET)	39-176	29-108
PASSING YDS (NET)	281	422
Passes Att-Comp-Int	40-22-0	31-23-1
TOTAL OFFENSE PLAYS-YARDS	79-457	60-530
Fumble Returns-Yards	1-17	0-0
Punt Returns-Yards	0-0	0-0
Kickoff Returns-Yards	8-147	6-129
Interception Returns-Yards	1-10	0-0
Punts (Number-Avg)	4-40.5	2-39.5
Fumbles-Lost	1-1	1-1
Penalties-Yards	13-82	6-43
Possession Time	32:23	27:37
Third-Down Conversions	7 of 17	2 of 10
Fourth-Down Conversions	1 of 3	0 of 0
Red-Zone Scores-Chances	4-5	6-6
Sacks By: Number-Yards	3-19	3-22

RUSHING: Washington-Polk 22-136; Locker 16-33; Fogerson 1-7. Notre Dame-Hughes 8-70; Allen 12-39; Tate 1-31; Clausen 8-minus 32.

PASSING: Washington-Locker 22-40-0-281. Notre Dame-Clausen 23-31-1-422.

RECEIVING: Washington-Kearse 8-94; Middleton 4-33; Goodwin 3-65; Johnson 2-59; Fogerson 2-16; Polk 2-9; Homer 1-5. Notre Dame-Tate 9-244; Rudolph 4-53; Evans 4-34; Allen 3-20; Parris 2-46; Hughes 1-25.

INTERCEPTIONS: Washington-Butler 1-10. Notre Dame-None.

FUMBLES: Washington-Locker 1-1. Notre Dame-Clausen 1-1.

SACKS (UA-A): Washington-Dennison 1-0. Notre Dame-Johnson 1-0; Lewis-Moore 1-0; Neal 1-0.

TACKLES (UA-A): Washington-Williams 5-3; Dennison 5-3; Trufant 5-1; Richardson 4-1; Foster 2-3; Gage 2-2; Walker 2-2; Butler 2-1; Glenn 1-2; Folk 0-3; Ta'amu 1-1; Te'o-Nesheim 1-1; Fellner 1-1; Wiggs 0-2; Matthews 1-0; Long 0-1; Elisara 0-1. Notre Dame-McCarthy 7-5; Te'o 2-8; Neal 5-2; Smith, B. 4-3; Lewis-Moore 4-3; Smith, H. 4-2; Johnson 3-2; Smith, S. 2-3; Filer 2-2; Blanton 2-2; Brown 2-1; Ryan 1-1; Williams, I. 0-2; Smith, T. 0-2; Motta 1-0; Allen 1-0; Anello 1-0; Walls 1-0; Slaughter 1-0; Herring 1-0; Mullen 0-1; Burger 0-1; McNeil 0-1; Gordon 0-1.



#6/5 USC 34 • #25/25 Notre Dame 27

Oct. 17, 2009 • Notre Dame, Ind. • Notre Dame Stadium



NOTRE DAME, Ind. (AP) - Notre Dame quarterback Jimmy Clausen nearly executed another thrilling fourth-quarter rally, but came up four yards short as No. 6 Southern California held on for a 34-27 victory against No. 25 Notre Dame.

Notre Dame's streak of last-minute victories ended at three, but the Fighting Irish (4-2) at least showed they could compete with their longtime rivals this season.

USC had dominated Notre Dame and coach Charlie Weis the past three seasons and led 34-14 in the fourth quarter Saturday. The Fighting Irish seemed on their way to the type of lopsided loss that would have their supporters grumbling about Weis again.

Instead, Clausen and the Irish rallied back, but couldn't score into the same end zone where the Trojans (5-1) famously scored four years ago on the Bush Push, which gave Reggie Bush, Matt Leinart and USC a 34-31 victory in Weis' first season.

On Clausen's first pass into the end zone, Kyle Rudolph made juggling catch but was out of bounds. The second was knocked down by Josh Pinkard and the Trojans started celebrating thinking the game was over.

Clausen and USC quarterback Matt Barkley, pals from southern California, even exchanged what they thought was a post-game handshake.

But the officials ruled there was 1 second left. Clausen fired to Duval Kamara, who slipped and couldn't get a hand on it.

Barkley was 19 for 29 for 380 yards and two touchdowns to Damian Williams, who had four catches for 108 yards. Anthony McCoy had five catches for 153 yards.

The Trojans appeared to be on the verge of blowing the game open when Joe McKnight dove in for a TD early in the fourth quarter.

The Irish closed to 34-27 midway through the fourth quarter on a 2-yard TD run by Clausen and a 15-yard TD pass from Clausen to Golden Tate after an interception by Irish cornerback Gary Gray.

Clausen was 24-of-43 passes for 260 yards and two touchdown passes while facing a strong USC pass rush. He threw the ball away five times and was sacked five times. And in the end, he gave Notre Dame a chance, which is far more than the Irish have had in recent years against Carroll's mighty Trojans. In the previous three meetings, USC outscored Notre Dame 120-27.

Tate had eight catches for 117 yards. The Irish also got a 25-yard completion on a faked field goal attempt by holder Eric Maust that set up another touchdown.

The Irish were aided in their final drive by a couple of penalties by USC. Robby Parris caught a 13-yard pass on fourth down to the USC 16, but All-American Taylor Mays was called for a personal foul on the hit to Parris. That got the ball to the 8. Then Malik Jackson was called two plays later for roughing the passer, placing the ball on the 4.

But the Irish couldn't get the game to overtime and USC celebrated its 10th straight win against a ranked opponent.

Score by Quarters	1	2	3	4	Score	
USC	7	6	14	7	34	Record: (5-1)
Notre Dame	7	0	7	13	27	Record: (4-2)

First Quarter

8:47 USC Williams 20 yd pass from Barkley (Congdon kick), 5-88 2:09
1:04 ND Hughes 2 yd run (Tausch kick), 9-56 3:45

Second Quarter

12:44 USC Congdon 24 yd field goal, 11-80 3:20
7:10 USC Congdon 37 yd field goal, 10-53 4:31

Third Quarter

7:29 USC Williams 41 yd pass from Barkley (Congdon kick), 6-73 2:37
5:18 ND Tate 45 yd pass from Clausen (Tausch kick), 4-78 2:11
2:35 USC Bradford 3 yd run (Congdon kick), 5-73 2:43

Fourth Quarter

13:33 USC McKnight 1 yd run (Congdon kick), 6-66 2:02
11:13 ND Clausen 2 yd run (Tausch kick blocked), 7-68 2:20
7:28 ND Tate 15 yd pass from Clausen (Tausch kick), 3-13 1:27

TEAM STATS

	USC	ND
FIRST DOWNS	21	27
RUSHES-YARDS (NET)	33-121	31-82
PASSING YDS (NET)	380	285
Passes Att-Comp-Int	29-19-1	44-25-0
TOTAL OFFENSE PLAYS-YARDS	62-501	75-367
Fumble Returns-Yards	0-0	0-0
Punt Returns-Yards	1-4	1-2
Kickoff Returns-Yards	5-68	6-124
Interception Returns-Yards	0-0	1-30
Punts (Number-Avg)	4-38.2	5-37.8
Fumbles-Lost	1-0	4-0
Penalties-Yards	8-70	4-38
Possession Time	28:49	31:11
Third-Down Conversions	6 of 13	5 of 14
Fourth-Down Conversions	0 of 0	2 of 3
Red-Zone Scores-Chances	5-5	3-4
Sacks By: Number-Yards	5-24	3-18

RUSHING: USC-McKnight 19-79; Bradford 8-45; Williams 1-9; Havili 1-5; Barkley 4-minus 17. Notre Dame-Allen 12-51; Hughes 6-17; Goodman 1-13; Tate 1-3; Aldridge 2-2; Clausen 9-minus 4.

PASSING: USC-Barkley 19-29-1-380. Notre Dame-Clausen 24-43-0-260; Maust 1-1-0-25.

RECEIVING: USC-McCoy 5-153; Williams 4-108; Butler 2-32; Ellison 2-23; Ausberry 2-14; Havili 1-19; Johnson 1-13; Ayles 1-10; McKnight 1-8. Notre Dame-Parris 9-92; Tate 8-117; Rudolph 3-9; Allen 2-35; Kamara 2-23; Goodman 1-9.

INTERCEPTIONS: USC-None. Notre Dame-Gray 1-30.

FUMBLES: USC-Gable 1-0. Notre Dame-Tate 1-0; Goodman 1-0; Rudolph 1-0; Parris 1-0.

SACKS (UA-A): USC-Griffin 2-0; Perry 2-0; Horton 1-0. Notre Dame-Ryan 1-0; Filer 0-1; Lewis-Moore 0-1; Smith, B. 0-1; Johnson 0-1.

TACKLES (UA-A): USC-Casey 3-7; Mays 1-9; Galippo 1-8; Morgan 3-3; Thomas 3-2; Smith 1-4; Perry 3-1; Pinkard 2-2; Griffen 2-2; Horton 1-2; Harris 1-2; Bryant 2-0; McAllister 2-0; Armstead 1-1; Jones 1-1; Horton 0-2; Cumming 1-0; Byers 1-0; McDonald 0-1; Ellison 0-1; Harris 0-1; Jackson 0-1; Kennard 0-1; Green 0-1; Shoemate 0-1; Harfman 0-1. Notre Dame-Te'o 4-4; Smith, B. 3-5; Gray, G. 2-4; McCarthy, K. 3-2; Lewis-Moore 3-2; Blanton 3-1; Walls 2-2; Ryan 1-3; Smith, H. 1-3; Brown 3-0; Filer 2-1; Williams, I. 2-0; Fleming 1-1; Johnson 0-2; Smith, S. 1-0; Motta 1-0.



Notre Dame 20 • Boston College 16
Oct. 24, 2009 • Notre Dame, Ind. • Notre Dame Stadium



NOTRE DAME, Ind. (AP) - Golden Tate caught 11 passes for 128 yards and two touchdowns to lead Notre Dame to a 20-16 victory over Boston College on Saturday, ending a six-game losing streak to the Eagles.

Notre Dame (5-2) came up with three interceptions in the second half, the final one with 98 seconds left. The last five games the Fighting Irish had played were decided in the final minute.

The Eagles (4-3) repeatedly beat the Notre Dame defense as Dave Shinskie threw for a season-high 279 yards and a touchdown, but the Irish came up with big plays, including two interceptions by Kyle McCarthy. BC had five turnovers, while the Irish had none.

Jimmy Clausen was 26 of 39 passing for 246 yards for Notre Dame.

It appeared for a while the 25-year-old Shinskie would become the third freshman quarterback to beat the Irish this season, joining Michigan's Tate Forcier and USC's Matt Barkley. While the BC running game struggled again on the road, finishing with 70 yards on 29 carries, Shinskie repeatedly found open receivers. BC looked much better than the team that came into the game with the nation's 106th ranked passing offense, averaging 171 yards a game.

Notre Dame coaches talked during the week about the need for the Irish to cut down on the number of big plays they had been giving up, especially against the pass. Shinskie threw 10 passes of 20 or more yards and had a 15-yard run.

BC had a chance to take control after scoring on its first possession of the first half to take a 16-13 lead, but the Irish defense came up big at key times. First the Irish forced a fumble by Montel Harris at their 1 on BC's second possession of the second half. It was the second lost fumble by Harris, who came into the game with a streak of 356 touches without a fumble.

Then on BC's next possession, McCarthy intercepted a pass by Shinskie at the Notre Dame 23.

McCarthy came up with another interception at the Notre Dame 26 with 4:23 left, that could have sealed the win. But the Irish offense went three-and-out and BC got the ball back at its own 32. On fourth-and-16, Shinskie completed a 28-yard pass to Rich Gunnell, who had 10 catches for 179 yards. On the next play, McCarthy was called for pass interference on a pass to Justin Jarvis.

Two plays later, Irish linebacker Brian Smith made the final interception.

The BC defense contributed as well, tallying a safety in the first quarter and stopping the Irish on a fourth-and-goal from the 1 line early in the fourth quarter.

Boston College took the lead when Shinskie threw a 7-yard TD pass to Gunnell with 4:40 left in the second quarter. The Eagles had been outscored 53-0 at Clemson and at Virginia Tech in the first three quarters.

Score by Quarters	1	2	3	4	Score
Boston College	2	7	7	0	16 Record: (5-3)
Notre Dame	3	10	0	7	20 Record: (5-2)

First Quarter

10:08 ND Tausch 37 yd field goal, 10-53 4:52
 7:42 BC Ramella safety

Second Quarter

8:44 ND Tausch 34 yd field goal, 10-36 2:31
 4:40 BC Gunnell 7 yd pass from Shinskie (Aponavicius kick), 9-68 4:04
 0:36 ND Tate 11 yd pass from Clausen (Tausch kick), 12-74 4:04

Third Quarter

12:14 BC Harris 2 yd run (Aponavicius kick), 6-56 2:46

Fourth Quarter

8:12 ND Tate 36 yd pass from Clausen (Tausch kick), 3-49 1:04

TEAM STATS

	BC	ND
FIRST DOWNS	16	22
RUSHES-YARDS (NET)	29-70	37-106
PASSING YDS (NET)	279	246
Passes Att-Comp-Int	35-17-3	39-26-0
TOTAL OFFENSE PLAYS-YARDS	64-349	76-352
Fumble Returns-Yards	0-0	0-0
Punt Returns-Yards	0-0	1-8
Kickoff Returns-Yards	5-117	3-51
Interception Returns-Yards	0-0	3-37
Punts (Number-Avg)	5-42.0	6-32.7
Fumbles-Lost	3-2	0-0
Penalties-Yards	6-45	8-82
Possession Time	27:12	32:48
Third-Down Conversions	6 of 13	5 of 15
Fourth-Down Conversions	1 of 1	0 of 1
Red-Zone Scores-Chances	2-3	3-4
Sacks By: Number-Yards	1-15	0-0

RUSHING: Boston College-Harris 22-38; Shinskie 3-19; McCluskey 3-15; Team 1-minus 2. Notre Dame-Allen 21-98; Gray 1-6; Hughes 4-5; Maust 1-4; Clausen 6-1; Tate 1-minus 2; Team 3-minus 6.

PASSING: Boston College-Shinskie 17-35-3-279. Notre Dame-Clausen 26-39-0-246.

RECEIVING: Boston College-Gunnell 10-179; Larmond, Jr. 3-61; Pantale 1-22; Jarvis 1-21; Anderson 1-2; Harris 1-minus 6. Notre Dame-Tate 11-128; Kamara 7-60; Goodman 3-22; Toma 2-13; Rudolph 1-11; Allen 1-9; Parris 1-3.

INTERCEPTIONS: Boston College-None. Notre Dame-McCarthy 2-27; Smith, B. 1-10.

FUMBLES: Boston College-Harris 3-2. Notre Dame-None.

SACKS (UA-A): Boston College-Ramella 1-0. Notre Dame-None.

TACKLES (UA-A): Boston College-Kuechly 7-7; Fletcher 3-6; Gause 5-3; Morrissey 3-5; Bowman 3-5; Albright 2-5; Rollins 5-1; McLaughlin 1-4; Davis 1-4; Ramsey 0-4; Ramella 1-2; Jarvis 2-0; Rossi 1-1; Thompson 0-1; Newman 0-1; Finch 0-1. Notre Dame-Te'o 2-7; Williams, I. 0-7; Lewis-Moore 2-4; Smith, B. 0-6; McCarthy, K. 2-3; Brown 4-0; Smith, H. 2-2; Blanton 0-4; Fleming 3-0; Slaughter 2-1; Gordon 1-1; Gray, G. 1-1; Walls 1-0; McNeil 1-0; Cwynar 0-1; Neal 0-1; Filer 0-1; Herring 0-1; Ryan 0-1; Anello 0-1; McDonald 0-1; Johnson 0-1.



#25/25 Notre Dame 40 • Washington State 14
Oct. 31, 2009 • San Antonio, Texas • Alamodome



SAN ANTONIO (AP) - Jimmy Clausen wandered the Notre Dame sideline worry-free with the clock ticking down and a blowout victory minutes away.

For the first time in almost two months, the Fighting Irish could relax in the fourth quarter.

Clausen threw two touchdowns, including a desperation heave that Golden Tate spectacularly pulled down to end the first half, and Notre Dame clobbered Washington State 40-14 on Saturday night.

The previous six games for Notre Dame (6-2) were nerve-wrackingly decided in the final minutes. This time, the Irish had Washington State (1-7) buried by halftime.

Robert Hughes ran for 131 yards on 24 carries and had a touchdown, delighting a Texas crowd that was overwhelmingly filled with Fighting Irish fans. The Alamodome blowout debuted Notre Dame's plan to play one offsite home game a year.

Clausen, keeping his name in the Heisman Trophy conversation, was 22 of 27 for 268 yards. The jewel was his 50-yard bomb on the final play before halftime to Tate, who somehow made the grab between three defenders.

Officials reviewed the catch -- perhaps the only time the Irish were in suspense all night. Tate sprung for the ball and tumbled to the ground in a tangled mass, but after the replay booth confirmed the junior had possession, the stadium erupted.

Hughes had a career game starting in place of Armando Allen Jr., who has been bothered by a right ankle he sprained a month ago. Standing on the sideline without pads, Allen watched Notre Dame get their most convincing win since routing Nevada 35-0 in the season opener.

Tate's Hail Mary haul was his second sensational score. He earlier went on a 16-yard touchdown run that began with him running smack into two linebackers before spinning around, leaving the would-be tacklers colliding and grasping for air as Tate dashed to the end zone.

Tate finished with 141 total yards. He called his biggest grab luck.

Clausen sat out the fourth quarter after one of his most accurate games of the season. He now has 18 touchdowns on the season to just two interceptions.

Clausen was replaced by sophomore Dayne Crist, who went 2 of 6 for 69 yards and had a 64-yard touchdown to John Goodman. But Crist was carried off the field in the fourth when the sophomore's left leg got trapped under the 285-pound frame of Washington State defensive end Toby Turpin.

Nick Tausch kicked field goals from 16 and 23 yards and set a Notre Dame record with 14 consecutive field goals without a miss.

The Irish didn't sell out the 65,000-seat Alamodome but likely impressed those they wanted to most: sought-after Texas recruits. Notre Dame will play its future offsite home games in Texas, Florida or New York.

The Irish are already scheduled to be back in the Lone Star State in 2013 to play Arizona State at Cowboys Stadium.

Score by Quarters	1	2	3	4	Score
Washington State	0	7	0	7	14 Record: (1-7)
Notre Dame	9	21	3	7	40 Record: (6-2)

First Quarter

9:44 ND Tausch 29 yd field goal, 10-45 4:23
 0:14 ND Kamara 7 yd pass from Clausen (Tausch kick blocked), 6-80 3:04

Second Quarter

9:29 ND Tate 16 yd run (Tausch kick), 8-71 4:01
 4:05 ND Hughes 1 yd run (Tausch kick), 8-80 4:02
 1:16 WSU Karstetter 11 yd pass from Tuel (Grasu kick), 7-67 2:49
 0:00 ND Tate 50 yd pass from Clausen (Tausch kick), 6-75 1:16

Third Quarter

3:16 ND Tausch 23 yd field goal, 11-40 6:10

Fourth Quarter

10:01 ND Goodman 64 yd pass from Crist (Tausch kick), 2-55 1:06
 5:16 WSU Karstetter 8 yd pass from Tuel (Grasu kick), 7-65 3:06

TEAM STATS

	WSU	ND
FIRST DOWNS	12	32
RUSHES-YARDS (NET)	26-102	48-255
PASSING YDS (NET)	104	337
Passes Att-Comp-Int	23-12-2	33-24-0
TOTAL OFFENSE PLAYS-YARDS	49-206	81-592
Fumble Returns-Yards	0-0	0-0
Punt Returns-Yards	0-0	2-10
Kickoff Returns-Yards	6-137	3-52
Interception Returns-Yards	0-0	2-0
Punts (Number-Avg)	8-41.8	5-33.2
Fumbles-Lost	1-0	4-1
Penalties-Yards	6-50	8-74
Possession Time	19:06	40:54
Third-Down Conversions	2 of 11	6 of 14
Fourth-Down Conversions	0 of 0	0 of 0
Red-Zone Scores-Chances	1-1	4-4
Sacks By: Number-Yards	2-9	5-40

RUSHING: Washington State-Tardy 8-72; Mitz 5-27; Winston 3-4; Tuel 10-minus 1. Notre Dame-Hughes 24-131; Tate 4-61; Riddick 9-51; Gray, J. 8-21; Crist 1-0; Clausen 2-minus 9.

PASSING: Washington State-Tuel 12-23-2-104. Notre Dame-Clausen 22-27-0-268; Crist 2-6-0-69.

RECEIVING: Washington State-Thompson 3-27; Karstetter 2-19; Solomon 2-14; Winston 2-13; Simone 1-15; Byers 1-12; Blackledge 1-4. Notre Dame-Rudolph 6-59; Tate 4-80; Hughes 4-51; Kamara 3-36; Riddick 3-24; Goodman 2-73; Toma 1-8; Ragone 1-6.

INTERCEPTIONS: Washington State-None. Notre Dame-Williams, I. 1-0; Blanton 1-0.

FUMBLES: Washington State-Tuel 1-0. Notre Dame-Gray, J. 1-0; Tate 1-0; Hughes 1-0; Crist 1-1.

SACKS (UA-A): Washington State-Turpin 1-0; Spitz 1-0. Notre Dame-Johnson 1-1; Motta 0-1; Neal 0-1; Filer 1-0; Fleming 1-0; Mullen 0-1.

TACKLES (UA-A): Washington State-Stripling 7-6; Hoffman 6-6; Hicks 7-4; Mattingly 4-3; Ledgerwood 5-1; Turpin 5-0; Long 2-1; Hamlett 2-1; Matthews 1-2; Hayward 1-2; Beck 2-0; Spitz 2-0; Lopina 1-1; Justin 1-1; Jones 1-0; McCartney 1-0; Houston 1-0; Montgomery 1-0; Forzani 1-0; Solomon 1-0; Byers 0-1; Freitag 0-1. Notre Dame-Lewis-Moore 4-1; Slaughter 3-1; McCarthy, K. 3-1; Fleming 2-2; Motta 1-3; Te'o 2-1; Neal 1-2; Gray, G. 2-0; Gordon 2-0; Posluszny 1-1; Johnson 1-1; McCarthy, D. 1-0; McNeil 1-0; Brown 1-0; Smith, S. 1-0; Smith, T. 1-0; Richardson 1-0; Blanton 1-0; Williams, I. 1-0; Filer 1-0; Smith, B. 1-0; Herring 0-1; Mullen 0-1; McDonald 0-1.



Navy 23 • #19/21 Notre Dame 21

Nov. 7, 2009 • Notre Dame, Ind. • Notre Dame Stadium



NOTRE DAME, Ind. (AP) - Navy's second consecutive victory at Notre Dame Stadium didn't produce the same euphoria for the Midshipmen as the last one.

Just another win as far as Navy was concerned - though this loss to the Midshipmen was much more costly for Notre Dame.

Craig Schaefer sacked Jimmy Clausen in the end zone with 60 seconds left Saturday and Navy held on for a 23-21 victory, its second in three seasons against the 19th-ranked Fighting Irish.

Two years ago when Navy beat Notre Dame, the Irish were in the midst of a 3-9 season. The loss Saturday effectively ends any hope Notre Dame (6-3) had for its first Bowl Championship Series appearance since 2006.

Navy coach Ken Niumatalolo said he believed media speculation about Notre Dame chasing a BCS berth, along with the Irish playing at No. 14 Pittsburgh (8-1) next week, helped the Midshipmen.

The last time an unranked Navy team beat a ranked Notre Dame team was 1936, the first year of the poll, when the Midshipmen won 3-0. Ranked Notre Dame teams had beat unranked Navy 41 straight times.

Notre Dame (6-3) scored with 24 seconds left on a 31-yard pass from Jimmy Clausen to Golden Tate to cut the lead to two, but the ensuing onside kick went out of bounds.

Ricky Dobbs threw a 52-yard touchdown pass and ran for another and fullback Vince Murray added a 25-yard TD run for Navy to lead the Midshipmen to consecutive wins in South Bend for the first time since 1961 and 1963.

Navy outstruck the Irish, playing without leading rusher Armando Allen Jr. because of an ankle injury, 348 yards to 60. Murray ran for 158 yards and a touchdown on 14 carries, becoming the first Navy running back to rush for 100 yards for four straight games since Napoleon McCallum in 1983.

Dobbs, who played only seven plays in the last two games because of a knee injury, added 102 yards on 31 carries and completed 2 of 3 passes for 56 yards.

Clausen was 37 of 51 passing for 452 yards, all career highs. The 37 completions are a school record and the yardage is the fourth best in school history. Heisman Trophy-worthy numbers, but with Notre Dame down a touchdown and less than a two minutes left, Clausen was sacked on consecutive plays. The last one gave Navy its final two points and all but sealed the victory.

Michael Floyd, playing his first game after breaking his collarbone in September, matched his career high with 10 catches for 141 yards. Tate had nine catches for 132 yards.

The Irish managed to cut the lead to 21-14 when Floyd caught a 12-yard TD pass from Clausen with 4:46 left in the game. The game appeared over when Schaefer sacked Clausen with 60 seconds left. But Tate recovered the onside kick by Nick Tausch to give the Irish once last chance and they converted it for a score, but they will lament the points they left behind.

Tausch, who had made a school-record 14 straight field goals, missed a 41-yard attempt wide left and a 30-yard try wide right. The Irish also had a fumble at the goal line and an interception at the 5.

Score by Quarters	1	2	3	4	Score
Navy	7	7	7	2	23
Notre Dame	0	0	7	14	21
Record: (7-3)					Record: (6-3)
First Quarter	7:15 NAVY Dobbs 1 yd run (Buckley kick), 12-51 6:08				
Second Quarter	14:56 NAVY Murray 25 yd run (Buckley kick), 7-76 2:54				
Third Quarter	5:03 ND Hughes 1 yd run (Tausch kick), 10-80 3:57 3:29 NAVY Jones 52 yd pass from Dobbs (Buckley kick), 3-72 1:34				
Fourth Quarter	4:46 ND Floyd 12 yd pass from Clausen (Tausch kick), 9-90 1:48 1:00 NAVY Schaefer safety 0:24 ND Tate 31 yd pass from Clausen (Tausch kick), 3-66 0:36				
RUSHING:	Navy-Murray 14-158; Dobbs 31-102; Teich 5-52; Greene 5-36; Doyle 1-1; Team 1-minus 1. Notre Dame-Riddick 5-35; Hughes 7-20; Floyd 1-8; Tate 2-2; Clausen 5-minus 5.				
PASSING:	Navy-Dobbs 2-3-0-56. Notre Dame-Clausen 37-51-1-452.				
RECEIVING:	Navy-Jones 1-52; Greene 1-4. Notre Dame-Floyd 10-141; Tate 9-132; Hughes 6-59; Parris 5-28; Ragone 2-33; Kamara 2-25; Rudolph 2-18; Riddick 1-16.				
INTERCEPTIONS:	Navy-Vela 1-20. Notre Dame-None.				
FUMBLES:	Navy-None. Notre Dame-Parris 1-1; Clausen 1-1.				
SACKS (UA-A):	Navy-Schaefer 1-0; Tuani 1-0. Notre Dame-Lewis-Moore 1-0.				
TACKLES (UA-A):	Navy-Carter 5-4; Vela 2-7; Schaefer 2-7; Middleton 3-5; Haberer 1-7; Pospisil 1-6; Edwards 3-2; Simmons 1-4; Merchant 1-4; Tuani 2-2; Nechak 0-4; Walsh 1-1; Blue 1-1; Graham 0-2; Yarborough 1-0; Ackerman 1-0; Mitchell 0-1; Burge 0-1; Teague 0-1; Stephens 0-1. Notre Dame-Smith, B. 6-4; Brown 8-1; McCarthy, K. 4-5; Williams, I. 2-6; Fleming 4-3; Lewis-Moore 4-3; Neal 3-4; Smith, H. 5-1; Te'o 2-3; Filer 0-2; Blanton 1-0; McDonald 1-0; Motta 0-1; Anello 0-1.				

TEAM STATS	ND	NAVY
FIRST DOWNS	20	32
RUSHES-YARDS (NET)	57-348	20-60
PASSING YDS (NET)	56	452
Passes Att-Comp-Int	3-2-0	51-37-1
TOTAL OFFENSE PLAYS-YARDS	60-404	71-512
Fumble Returns-Yards	0-0	0-0
Punt Returns-Yards	0-0	1-13
Kickoff Returns-Yards	2-31	4-101
Interception Returns-Yards	1-20	0-0
Punts (Number-Avg)	5-46.2	0-0.0
Fumbles-Lost	0-0	2-2
Penalties-Yards	7-49	6-53
Possession Time	32:19	27:41
Third-Down Conversions	6 of 13	5 of 9
Fourth-Down Conversions	2 of 2	0 of 2
Red-Zone Scores-Chances	1-2	2-6
Sacks By: Number-Yards	2-13	1-3



#8 Pittsburgh 27 • Notre Dame 22

Nov. 14, 2009 • Pittsburgh, Pa. • Heinz Field



PITTSBURGH, Pa. (AP) - Jonathan Baldwin made two exceptional catches that allowed No. 8 Pittsburgh to open up an 18-point lead in the fourth quarter before Notre Dame rallied behind two touchdowns by star Golden Tate, and the Panthers held on for a 27-22 victory Saturday night.

Notre Dame (6-4) trailed 27-9 with 12:44 remaining after Dion Lewis' 50-yard touchdown run, then came back before Jimmy Clausen fumbled with just over two minutes remaining.

Pitt relied on big plays by Baldwin and running backs Lewis and Ray Graham to improve to 9-1 for the first time since 1982, Dan Marino's senior season, and is headed for a Dec. 5 home date against No. 5 Cincinnati that will decide the Big East Conference champion and BCS bowl representative. A Nov. 27 game at rival West Virginia that won't factor into the conference race.

Tate, one of college football's most dynamic talents, nearly brought the Irish back.

Tate ended with nine catches for 113 yards in his second 100-yard game against Pitt in as many seasons, though Pitt followed up on its 36-33, four-OT win in South Bend last season by outgaining the Irish 429-349.

Called the best player Pitt has faced all season by coach Dave Wannstedt, Tate caught an 18-yard touchdown pass from Clausen to cut it to 27-16 with 9:10 remaining. Tate then ran right up the middle of Pitt's punt coverage unit on an 87-yard touchdown return less than two minutes later.

That score quieted a raucous crowd of 65,374, including thousands of suddenly nervous students who only minutes before loudly sang their adopted good-luck song, Neil Diamond's "Sweet Caroline" - only to have a couple of sweet plays by Tate create an uneasy calm.

Until Tate broke loose, Baldwin - overshadowed most of the season by teammate Dorin Dickerson and his 10 touchdown catches - upstaged Tate and Michael Floyd with a string of difference-making catches. Despite being matched step for step by defender Darrin Walls, Baldwin stretched out all of his 6 feet, 5 inches to catch Bill Stull's perfectly thrown 36-yard touchdown catch late in the second half to make it 10-3. Stull went 15 of 27 for 236 yards and no interceptions.

Baldwin then made an even better grab, a soaring 51-yard grab over Walls to the Irish 29 that led to Dan Hutchins' second field goal, a 38-yarder, and a 13-3 lead. After the Irish punted, backup Pitt running back Ray Graham ran through half of the Notre Dame defense on a 53-yard run that led to his 2-yard score one play later.

Lewis, Pitt's 1,000-yard freshman who ran for 152 yards during his sixth 100-yard game, took over on the next drive to score from the 50 and make it 27-9 after Clausen dove in from the 1 on the first play of the fourth quarter. Clausen has pulled off four comeback wins in the fourth quarter this season and, another frantic fourth, nearly did it again.

The Irish got the ball at their own 20 with 3:39 remaining and had a chance to pull off an improbable comeback, but a 15-yard chop block penalty prevented the drive from taking off and Clausen (27 of 42 for 283 yards, one interception) fumbled while under pressure on a third-and-16 play - one initially ruled an incompletion but reversed on replay.

Score by Quarters	1	2	3	4	Score
Notre Dame	0	3	0	19	22
Pittsburgh	3	7	10	7	27
Record: (6-4)					Record: (9-1, 5-0)
First Quarter	9:40 PITT Hutchins 34 yd field goal, 13-62 5:20				
Second Quarter	5:40 ND Ruffer 42 yd field goal, 9-43 4:21 2:31 PITT Baldwin 36 yd pass from Stull (Hutchins kick), 6-80 3:09				
Third Quarter	9:15 PITT Hutchins 38 yd field goal, 5-59 2:32 6:36 PITT Graham 2 yd run (Hutchins kick), 2-55 0:47				
Fourth Quarter	14:56 ND Clausen 1 yd run (Ruffer kick), 11-80 6:40 12:44 PITT Lewis 50 yd run (Hutchins kick), 5-80 2:12 9:10 ND Tate 18 yd pass from Clausen (Ruffer kick), 11-71 3:34 7:16 ND Tate 87 yd punt return (2 pt conversion failed)				
RUSHING:	Notre Dame-Allen 14-77; Tate 2-2; Riddick 2-minus 4; Clausen 7-minus 9. Pitt-Lewis 21-152; Graham 3-57; Hynoski 2-1; Team 2-minus 4; Stull 4-minus 13.				
PASSING:	Notre Dame-Clausen 27-42-1-283. Pitt-Stull 15-27-0-236				
RECEIVING:	Notre Dame-Tate 9-113; Allen 8-33; Floyd 7-107; Kamara 2-25; Riddick 1-5. Pitt-Baldwin 5-142; Dickerson 4-46; Byham 2-17; McGee 2-11; Turner 1-12; Lewis 1-8.				
INTERCEPTIONS:	Notre Dame-None. Pitt-Holley 1-0				
FUMBLES:	Notre Dame-Clausen 1-1. Pitt-Holley 1-0.				
SACKS (UA-A):	Notre Dame-None. Pitt-Sheard (1-0); Mustakas (1-0)				
TACKLES (UA-A):	Notre Dame-Smith, H. 7-2; Gray, G. 6-2; Smith, B. 2-5; McCarthy, K. 3-3; Brown, S. 4-1; Te'o, M. 1-3; Williams, I. 1-2; Walls, D. 2-0; Lewis-Moore, K. 0-2; Johnson, E. 1-0; Herring, R. 1-0; Smith, S. 1-0; Ryan, J. 1-0; Neal, K. 1-0; Blanton, R. 0-1; Filer, S. 0-1. Pitt-Gruder 5-6; Gunn 6-4; DeCicco 5-4; Chappel 4-2; Gary 4-0; Sheard 2-2; Holley 2-1; Fields 2-0; Mustakas 2-0; Romeus 2-0; Alecoix 1-1; Berry 1-1; Mason 1-0; Caragein 1-0; Nix 1-0; Williams 1-0; Wright 1-0; Williams 1-0; Reed 0-1.				
TEAM STATS	ND	PITT			
FIRST DOWNS	20	17			
RUSHES-YARDS (NET)	25-66	32-193			
PASSING YDS (NET)	283	236			
Passes Att-Comp-Int	42-27-1	27-15-0			
TOTAL OFFENSE PLAYS-YARDS	67-349	59-429			
Fumble Returns-Yards	0-0	0-0			
Punt Returns-Yards	3-100	0-0			
Kickoff Returns-Yards	4-85	4-82			
Interception Returns-Yards	0-0	1-0			
Punts (Number-Avg)	5-24.8	6-38.7			
Fumbles-Lost	1-1	3-0			
Penalties-Yards	5-53	1-5			
Possession Time	30:52	29:08			
Third-Down Conversions	6 of 14	3 of 12			
Fourth-Down Conversions	1 of 1	0 of 0			
Red-Zone Scores-Chances	2-2	3-4			
Sacks By: Number-Yards	0-0	2-26			



Connecticut 33 • Notre Dame 30 (2ot)
Nov. 21, 2009 • Notre Dame, Ind. • Notre Dame Stadium



NOTRE DAME, Ind. (AP) - The Connecticut Huskies finally won one for their slain teammate, handing Notre Dame and coach Charlie Weis a second straight bitter defeat on senior day.

Andre Dixon scored on a 4-yard touchdown run in the second overtime to give the Huskies a 33-30 victory, their first win since cornerback Jasper Howard was stabbed to death.

"Jazz this is for you," coach Randy Edsall said, referring to Howard by his nickname. "Best win we have ever had."

The loss was the third straight for Notre Dame (6-5). The Irish led 14-0 early in the second quarter but didn't score another touchdown until the first overtime.

The Huskies (5-5) had lost three straight painfully close games since Howard was killed. This time they made the plays at the end to win in dramatic fashion.

Jordan Todman ran for 130 yards on 26 carries, including a 43-yard TD run for UConn. He also added a 96-yard kickoff return for a TD. Dixon rushed for 114 yards on 20 carries.

Notre Dame was upset last season by Syracuse in the final home game of a 7-6 season. This loss was Notre Dame's fifth loss by a touchdown or less this season.

Jimmy Clausen was 30 of 45 passing for 329 yards for Notre Dame. Golden Tate had nine catches for 123 yards and Michael Floyd had eight catches for 104 yards.

While it was Dixon who scored the game-winner, Todman did the most damage. He cut the lead to 14-7 when he made four Irish defenders miss on a long touchdown run in the second quarter. Then when the Irish moved ahead 17-10, he tied it seconds later when he returned the kickoff for a touchdown, racing up the middle, cutting left and going untouched into the end zone.

The Huskies, which have let several games get away from them late, appeared that they might do it again. The Huskies scored touchdowns twice in the final 2 minutes, both runs by Dixon, but both were called back on holding penalties. The Huskies settled for a 29-yard field goal by Dave Taggart to tie the score at 20-20 with 70 seconds left.

Taggart had a chance to win the game in regulation, but missed a 37-yard field goal wide left as time expired. The Huskies got the chance at the game-winner after defensive tackle Kendall Reyes knocked the ball free from Armando Allen Jr. and safety Robert Vaughn recovered for UConn at the 41 with 58 seconds left.

The Huskies took their first lead when former Notre Dame quarterback Zach Frazer threw an 11-yard touchdown pass to Kashif Moore to make it 27-20. But the Irish tied the game when Clausen threw a fade to Floyd for a 4-yard TD.

Frazer, who transferred to UConn after finishing fourth in a four-man competition to replace Brady Quinn in the spring of 2007, was 12 of 25 passing for 141 yards and an interception.

UConn appeared ready to take its first lead midway through the fourth quarter after Frazer threw a 37-yard pass to Marcus Easley at the 12. Frazer threw into the end zone for Ryan Griffin, but the pass was intercepted by Irish linebacker Brian Smith.

Tate set school records for catches in a season (83) and season yardage (1,295) with a 39-yard catch in the first quarter that helped set up Notre Dame's first score.

The Irish, who usually run out of the tunnel at Notre Dame Stadium, walked out with linked arms led by the team captains and Weis, a show of support by the players.

Score by Quarters	1	2	3	4	OT	OT	Score	
Connecticut	0	10	7	3	7	6	33 Record: (5-5)	
Notre Dame	7	7	3	3	7	3	30 Record: (6-5)	
First Quarter								
10:59 ND	Tate 8 yd pass from Clausen (Ruffer kick), 9-69 3:11						15:00 UC	Moore 11 yd pass from Frazer (Teggart kick), 5-25 0:00
Second Quarter								
14:32 ND	Clausen 1 yd run (Ruffer kick), 11-80 5:05						15:00 ND	Floyd 4 yd pass from Clausen (Ruffer kick), 4-25 0:00
11:51 UC	Todman 43 yd run (Teggart kick), 7-75 2:41						15:00 ND	Ruffer 36 yd field goal, 4-6 0:00
3:14 UC	Teggart 39 yd field goal, 13-52 6:12						15:00 UC	Dixon 4 yd run, 5-25 0:00
Third Quarter								
9:29 ND	Ruffer 20 yd field goal, 11-77 5:31							
9:17 UC	Todman 96 yd kickoff return (Teggart kick)							
Fourth Quarter								
10:47 ND	Ruffer 23 yd field goal, 11-41 5:32							
1:10 UC	Teggart 29 yd field goal, 12-40 4:04							
TEAM STATS								
FIRST DOWNS				UC	ND			
RUSHES-YARDS (NET)	48-231			35-123				
PASSING YDS (NET)	141			329				
Passes Att-Comp-Int	25-12-1			45-30-0				
TOTAL OFFENSE PLAYS-YARDS	73-372			80-452				
Fumble Returns-Yards	0-0			0-0				
Punt Returns-Yards	3-43			3-30				
Kickoff Returns-Yards	4-156			4-75				
Interception Returns-Yards	0-0			1-0				
Punts (Number-Avg)	6-41.3			5-47.0				
Fumbles-Lost	0-0			2-2				
Penalties-Yards	4-30			6-60				
Possession Time	26:52			33:08				
Third-Down Conversions	6 of 15			8 of 18				
Fourth-Down Conversions	1 of 1			1 of 1				
Red-Zone Scores-Chances	3-5			6-6				
Sacks By: Number-Yards	2-14			1-10				
RUSHING: UConn-Todman 26-130; Dixon 20-114; Frazer 2-minus 13. Notre Dame-Allen 24-106; Tate 1-12; Hughes 4-11; Aldridge 1-2; Goodman 1-1; Clausen 4-minus 9.								
PASSING: UConn-Frazer 12-25-1-141. Notre Dame-Clausen 30-45-0-329.								
RECEIVING: UConn-Easley 4-67; Griffin 3-33; Moore 2-13; Dixon 1-14; Kanuch 1-11; Moore 1-3. Notre Dame-Tate 9-123; Floyd 8-104; Allen 7-64; Ragone 3-21; Parris 3-17.								
INTERCEPTIONS: UConn-None. Notre Dame-Smith, B. 1-0.								
FUMBLES: UConn-None. Notre Dame-Allen 1-1; Floyd 1-1.								
SACKS (UA-A): UConn-Reyes 1-0; Witten 1-0. Notre Dame-Johnson 1-0.								
TACKLES (UA-A): UConn-Wilson 5-11; Lutrus 5-9; McClain 4-4; Vaughn 4-4; Lloyd 3-3; Junior 2-4; Witten 3-2; Reyes 4-0; Wreh-Wilson 2-2; Gratz 2-1; Martin 0-3; Sherman 2-0; Williams 2-0; Joseph 1-1; Polito 0-2; Lang 1-0; Cox 0-1; Robinson 0-1. Notre Dame-McCarthy 11-1; Smith, H. 4-7; Te'o 7-1; Johnson 2-4; Smith, B. 2-3; Smith, S. 1-4; Brown 1-3; Williams, I. 2-1; McDonald 1-2; Walls 1-2; Blanton 2-0; Gray, G. 2-0; Anello 2-0; Lewis-Moore 2-0; Neal 2-0; Ryan 1-0; Motta 0-1; Fleming 0-1; Herring 0-1; Filer 0-1.								

2009 Notre Dame Football
Notre Dame Game Results (as of Nov 21, 2009)
All games

Date	Opponent		Score	Overall	Conference	Time	Attend
Sep 05, 2009	NEVADA	W	35-0	1-0	0-0	2:53	80795
Sep 12, 2009	at Michigan	L	34-38	1-1	0-0	3:45	110278
Sep 19, 2009	MICHIGAN STATE	W	33-30	2-1	0-0	3:30	80795
Sep 26, 2009	at Purdue	W	24-21	3-1	0-0	3:21	59082
Oct 03, 2009	WASHINGTON	Wo	37-30	4-1	0-0	3:49	80795
Oct 17, 2009	#6 USC	L	27-34	4-2	0-0	3:39	80795
Oct 24, 2009	BOSTON COLLEGE	W	20-16	5-2	0-0	3:30	80795
Oct 31, 2009	WASHINGTON STATE	W	40-14	6-2	0-0	3:21	53407
Nov 07, 2009	NAVY	L	21-23	6-3	0-0	3:23	80795
Nov 14, 2009	at #8 PITT	L	22-27	6-4	0-0	3:11	65374
Nov 21, 2009	CONNECTICUT	Lo	30-33	6-5	0-0	3:31	80795

2009 Notre Dame Football
Notre Dame Overall Team Statistics (as of Nov 21, 2009)
All games

Team Statistics	ND	OPP
SCORING	323	266
Points Per Game	29.4	24.2
FIRST DOWNS	272	211
Rushing	100	88
Passing	154	108
Penalty	18	15
RUSHING YARDAGE	1432	1763
Yards gained rushing	1718	2032
Yards lost rushing	286	269
Rushing Attempts	376	382
Average Per Rush	3.8	4.6
Average Per Game	130.2	160.3
TDs Rushing	13	14
PASSING YARDAGE	3542	2514
Comp-Att-Int	278-417-5	183-320-12
Average Per Pass	8.5	7.9
Average Per Catch	12.7	13.7
Average Per Game	322.0	228.5
TDs Passing	25	16
TOTAL OFFENSE	4974	4277
Total Plays	793	702
Average Per Play	6.3	6.1
Average Per Game	452.2	388.8
KICK RETURNS: #-Yards	43-961	58-1268
PUNT RETURNS: #-Yards	17-229	6-96
INT RETURNS: #-Yards	12-132	5-30
KICK RETURN AVERAGE	22.3	21.9
PUNT RETURN AVERAGE	13.5	16.0
INT RETURN AVERAGE	11.0	6.0
FUMBLES-LOST	16-8	15-6
PENALTIES-Yards	72-653	74-582
Average Per Game	59.4	52.9
PUNTS-Yards	42-1546	56-2305
Average Per Punt	36.8	41.2
Net punt average	33.1	35.3
TIME OF POSSESSION/Game	32:34	27:26
3RD-DOWN Conversions	60/146	55/144
3rd-Down Pct	41%	38%
4TH-DOWN Conversions	8/15	7/12
4th-Down Pct	53%	58%
SACKS BY-Yards	19-141	23-157
MISC YARDS	0	0
TOUCHDOWNS SCORED	39	33
FIELD GOALS-ATTEMPTS	18-21	11-16
ON-SIDE KICKS	1-2	1-1
RED-ZONE SCORES	(40-48) 83%	(27-38) 71%
RED-ZONE TOUCHDOWNS	(26-48) 54%	(20-38) 53%
PAT-ATTEMPTS	(31-35) 89%	(31-32) 97%
ATTENDANCE	618972	234734
Games/Avg Per Game	8/77372	3/78245
Neutral Site Games		0/0

Score by Quarters	1st	2nd	3rd	4th	OT	Total
Notre Dame	55	109	40	102	17	323
Opponents	50	71	65	67	13	266

2009 Notre Dame Football
Notre Dame Overall Individual Statistics (as of Nov 21, 2009)
All games

Rushing	gp	att	gain	loss	net	avg	td	lg	avg/g
ALLEN, Armando	8	142	733	36	697	4.9	3	26	87.1
HUGHES, Robert	10	75	353	11	342	4.6	5	37	34.2
TATE, Golden	11	24	180	9	171	7.1	2	33	15.5
RIDDICK, Theo	11	23	130	5	125	5.4	0	24	11.4
GRAY, Jonas	8	34	142	23	119	3.5	0	19	14.9
ALDRIDGE, James	5	6	17	0	17	2.8	0	9	3.4
CRIST, Dayne	4	5	23	7	16	3.2	0	16	4.0
GOODMAN, John	9	2	14	0	14	7.0	0	13	1.6
KAMARA, Duval	11	1	10	0	10	10.0	0	10	0.9
FLOYD, Michael	6	1	8	0	8	8.0	0	8	1.3
MAUST, Eric	10	1	4	0	4	4.0	0	4	0.4
TEAM	5	6	0	11	-11	-1.8	0	0	-2.2
CLAUSEN, Jimmy	11	56	104	184	-80	-1.4	3	11	-7.3
Total	11	376	1718	286	1432	3.8	13	37	130.2
Opponents	11	382	2032	269	1763	4.6	14	53	160.3

Passing	gp	effic	comp-att-int	pct	yds	td	lg	avg/g
CLAUSEN, Jimmy	11	156.45	266-395-4	67.3	3382	23	88	307.5
CRIST, Dayne	4	111.10	10-20-1	50.0	130	1	64	32.5
MAUST, Eric	10	310.00	1-1-0	100.0	25	0	25	2.5
ALLEN, Armando	8	472.00	1-1-0	100.0	5	1	5	0.6
Total	11	155.40	278-417-5	66.7	3542	25	88	322.0
Opponents	11	132.18	183-320-12	57.2	2514	16	60	228.5

Receiving	gp	no.	yds	avg	td	lg	avg/g
TATE, Golden	11	83	1295	15.6	12	77	117.7
FLOYD, Michael	6	38	710	18.7	7	88	118.3
RUDOLPH, Kyle	9	33	364	11.0	3	52	40.4
ALLEN, Armando	8	28	216	7.7	0	26	27.0
PARRIS, Robby	10	25	227	9.1	1	26	22.7
KAMARA, Duval	11	23	218	9.5	1	18	19.8
HUGHES, Robert	10	15	143	9.5	0	30	14.3
EVANS, Shaquelle	6	7	61	8.7	0	15	10.2
GOODMAN, John	9	6	104	17.3	1	64	11.6
RAGONE, Mike	11	6	60	10.0	0	30	5.5
RIDDICK, Theo	11	5	45	9.0	0	16	4.1
GRAY, Jonas	8	4	54	13.5	0	23	6.8
TOMA, Roby	3	3	21	7.0	0	8	7.0
WALKER, Deion	5	1	15	15.0	0	15	3.0
BURGER, Bobby	9	1	9	9.0	0	9	1.0
Total	11	278	3542	12.7	25	88	322.0
Opponents	11	183	2514	13.7	16	60	228.5

Punt Returns	no.	yds	avg	td	lg
TATE, Golden	11	168	15.3	1	87
GOODMAN, John	5	56	11.2	0	24
HERRING, Ray	1	5	5.0	0	5
Total	17	229	13.5	1	87
Opponents	6	96	16.0	0	31

Interceptions	no.	yds	avg	td	lg
McCARTHY, Kyle	5	90	18.0	0	23
BLANTON, Robert	2	0	0.0	0	0
SMITH, Brian	2	10	5.0	0	10
GRAY, Gary	1	30	30.0	0	30
WILLIAMS, Ian	1	0	0.0	0	0
WALLS, Darrin	1	2	2.0	0	2
Total	12	132	11.0	0	30
Opponents	5	30	6.0	0	20

Kick Returns	no.	yds	avg	td	lg
RIDDICK, Theo	31	727	23.5	0	38
GALLUP, Barry	8	161	20.1	0	52
TATE, Golden	3	62	20.7	0	24
TOMA, Roby	1	11	11.0	0	11
Total	43	961	22.3	0	52
Opponents	58	1268	21.9	2	96

Fumble Returns	no.	yds	avg	td	lg
SMITH, Toryan	1	5	5.0	0	5
Total	1	5	5.0	0	5
Opponents	1	17	17.0	1	17

2009 Notre Dame Football
Notre Dame Overall Individual Statistics (as of Nov 21, 2009)
All games

Scoring	td	fg	PAT				dpx	saf	pts
			kick	rush	rcv	pass			
TATE, Golden	15	-	-	-	-	-	-	90	
TAUSCH, Nick	-	14-17	27-30	-	-	-	-	69	
FLOYD, Michael	7	-	-	-	-	-	-	42	
HUGHES, Robert	5	-	-	1-1	-	-	-	32	
ALLEN, Armando	3	-	-	1-1	-	-	-	20	
RUDOLPH, Kyle	3	-	-	-	-	-	-	18	
CLAUSEN, Jimmy	3	-	-	-	-	0-2	-	18	
RUFFER, David	-	4-4	4-5	-	-	-	-	16	
PARRIS, Robby	1	-	-	-	-	-	-	6	
GOODMAN, John	1	-	-	-	-	-	-	6	
KAMARA, Duval	1	-	-	-	-	-	-	6	
Total	39	18-21	31-35	2-2	-	0-2	-	323	
Opponents	33	11-16	31-32	-	-	-	2	266	

Total Offense	g	plays	rush	pass	total	avg/g
CLAUSEN, Jimmy	11	451	-80	3382	3302	300.2
ALLEN, Armando	8	143	697	5	702	87.8
HUGHES, Robert	10	75	342	0	342	34.2
TATE, Golden	11	24	171	0	171	15.5
CRIST, Dayne	4	25	16	130	146	36.5
RIDDICK, Theo	11	23	125	0	125	11.4
GRAY, Jonas	8	34	119	0	119	14.9
MAUST, Eric	10	2	4	25	29	2.9
ALDRIDGE, James	5	6	17	0	17	3.4
GOODMAN, John	9	2	14	0	14	1.6
KAMARA, Duval	11	1	10	0	10	0.9
FLOYD, Michael	6	1	8	0	8	1.3
TEAM	5	6	-11	0	-11	-2.2
Total	11	793	1432	3542	4974	452.2
Opponents	11	702	1763	2514	4277	388.8

Field Goals	fg	pct.	01-19	20-29	30-39	40-49	50-99	lg	blk
TAUSCH, Nick	14-17	82.4	0-0	5-6	6-7	3-4	0-0	46	0
RUFFER, David	4-4	100.0	0-0	2-2	1-1	1-1	0-0	42	0

Punting	no.	yds	avg	lg	tb	fc	i20	50+	blk
TURK, Ben	23	865	37.6	50	2	12	7	2	0
MAUST, Eric	19	681	35.8	49	1	8	4	0	0
Total	42	1546	36.8	50	3	20	11	2	0
Opponents	56	2305	41.2	59	5	23	20	12	0

FG Sequence	Notre Dame	Opponents
Nevada	-	38
Michigan	28,(34),(42)	(39),26
Michigan State	(22),(46)	(43),51
Purdue	(34)	-
Washington	(34),(40),(34),(21),(24)	(40),(24),(37)
USC	-	(24),(37)
Boston College	(37),(34)	-
Washington State	(29),(23)	-
Navy	41,30	30
PITT	(42)	(34),(38)
Connecticut	(20),(23),(36)	(39),(29),37

Kickoffs	no.	yds	avg	tb	ob	retn	net	ydln
TAUSCH, Nick	35	2164	61.8	0	1			
RUFFER, David	28	1801	64.3	2	1			
TURK, Ben	1	39	39.0	0	0			
Total	64	4004	62.6	2	2	21.9	42.1	27
Opponents	50	3203	64.1	6	1	22.3	42.4	27

Numbers in (parentheses) indicate field goal was made.

2009 Notre Dame Football
Notre Dame Overall Individual Statistics (as of Nov 21, 2009)
All games

<u>All Purpose</u>	<u>g</u>	<u>rush</u>	<u>rcv</u>	<u>pr</u>	<u>kr</u>	<u>ir</u>	<u>total</u>	<u>avg/g</u>
TATE, Golden	11	171	1295	168	62	0	1696	154.2
ALLEN, Armand	8	697	216	0	0	0	913	114.1
RIDDICK, Theo	11	125	45	0	727	0	897	81.5
FLOYD, Michael	6	8	710	0	0	0	718	119.7
HUGHES, Rober	10	342	143	0	0	0	485	48.5
RUDOLPH, Kyle	9	0	364	0	0	0	364	40.4
KAMARA, Duval	11	10	218	0	0	0	228	20.7
PARRIS, Robby	10	0	227	0	0	0	227	22.7
GOODMAN, Joh	9	14	104	56	0	0	174	19.3
GRAY, Jonas	8	119	54	0	0	0	173	21.6
GALLUP, Barry	10	0	0	0	161	0	161	16.1
McCARTHY, Kyl	11	0	0	0	0	90	90	8.2
EVANS, Shaque	6	0	61	0	0	0	61	10.2
RAGONE, Mike	11	0	60	0	0	0	60	5.5
TOMA, Roby	3	0	21	0	11	0	32	10.7
GRAY, Gary	10	0	0	0	0	30	30	3.0
ALDRIDGE, Jam	5	17	0	0	0	0	17	3.4
CRIST, Dayne	4	16	0	0	0	0	16	4.0
WALKER, Deion	5	0	15	0	0	0	15	3.0
SMITH, Brian	11	0	0	0	0	10	10	0.9
BURGER, Bobb	9	0	9	0	0	0	9	1.0
HERRING, Ray	11	0	0	5	0	0	5	0.5
MAUST, Eric	10	4	0	0	0	0	4	0.4
WALLS, Darrin	11	0	0	0	0	2	2	0.2
TEAM	5	-11	0	0	0	0	-11	-2.2
CLAUSEN, Jim	11	-80	0	0	0	0	-80	-7.3
Total	11	1432	3542	229	961	132	6296	572.4
Opponents	11	1763	2514	96	1268	30	5671	515.5

2009 Notre Dame Football
Notre Dame Overall Defensive Statistics (as of Nov 21, 2009)
All games

##	Defensive Leaders	gp	Tackles				Sacks no-yds	Pass defense			Fumbles		blkd	
			ua	a	tot	tfl/yds		int-yds	brup	qbh	rcv-yds	ff	kick	saf
28	McCARTHY, Kyle	11	58	32	90	3.0-3	.	5-90	5
22	SMITH, Harrison	11	37	29	66	6.5-12	.	.	3	2	.	1	.	.
58	SMITH, Brian	11	32	31	63	5.5-25	1.5-14	2-10	.	3	1-0	.	.	.
5A	TE'O, Manti	11	24	29	53	5.0-24	1.0-12	.	1	1
89	LEWIS-MOORE, Kapron	11	26	18	44	7.0-23	2.5-12	.	.	7	1-0	1	.	.
31	BROWN, Sergio	11	31	9	40	1.0-1	.	.	2	1	.	1	.	.
95	WILLIAMS, Ian	11	13	23	36	5.5-9	.	1-0	.	1
12	BLANTON, Robert	11	20	15	35	1.0-1	.	2-0	2
9A	JOHNSON, Ethan	11	13	16	29	6.5-39	4.0-32	.	1	4	2-0	1	1	.
45	FLEMING, Darius	10	19	8	27	12.0-35	3.0-19	.	.	7	.	1	.	.
4	GRAY, Gary	10	16	8	24	.	.	1-30	1
56	NEAL, Kerry	11	14	9	23	3.5-20	1.5-15	.	1	6
2	WALLS, Darrin	11	14	8	22	1.0-1	.	1-2	5
41	SMITH, Scott	11	10	11	21	1.5-2
90	RYAN, John	9	9	9	18	3.0-16	2.0-13	.	1	.	1-0	.	.	.
46	FILER, Steve	11	6	11	17	1.5-11	1.5-11	.	.	1	.	1	.	.
49	SMITH, Toryan	11	10	5	15	3.5-13	1.0-10	.	.	.	1-5	.	.	.
26	SLAUGHTER, Jamaris	11	10	2	12
17	MOTTA, Zeke	11	6	6	12	0.5-1	0.5-1	.	.	1
6	HERRING, Ray	11	7	3	10	.	.	.	1
54	McDONALD, Anthony	11	4	5	9
8	McNEIL, Raeshon	11	6	2	8
37	ANELLO, Mike	11	5	3	8
24	GORDON, Leonard	11	5	2	7
98	CWYNAR, Sean	10	.	3	3
36	POSŁUSZNY, David	9	2	1	3
93	MULLEN, Paddy	7	.	2	2	0.5-2	0.5-2
53	RICHARDSON, Morrice	2	1	.	1	1.0-1
52	CAVE, Braxston	11	.	1	1
15	McCARTHY, Dan	5	1	.	1
5	ALLEN, Armando	8	1	.	1
43	MAUST, Eric	10	1	.	1
86	BURGER, Bobby	9	.	1	1
Total		11	401	302	703	69-239	19-141	12-132	23	34	6-5	6	1	.
Opponents		11	414	426	840	59-251	23-157	5-30	30	31	8-17	11	3	2

2009 Notre Dame Football
Notre Dame Team Game-by-Game (as of Nov 21, 2009)
All games

TEAM STATISTICS

Date	Opponent	Rushing				Receiving				Passing				Kick Returns				Punt Returns				tot off
		no.	yds	td	lg	no.	yds	td	lg	cmp-att-int	yds	td	lg	no.	yds	td	lg	no.	yds	td	lg	
Sep 05	NEVADA	41	178	1	19	17	332	4	88	17-20-0	332	4	88	1	23	0	23	2	22	0	24	510
Sep 12	at Michigan	30	154	1	24	25	336	3	37	25-42-0	336	3	37	3	100	0	52	1	5	0	5	490
Sep 19	MICHIGAN STATE	37	133	1	15	24	304	3	54	24-34-1	304	3	54	5	125	0	38	2	23	0	23	437
Sep 26	at Purdue	43	167	2	24	20	216	1	23	20-36-1	216	1	23	4	96	0	35	1	16	0	16	383
Oct 03	WASHINGTON	29	108	1	37	23	422	2	77	23-31-1	422	2	77	6	129	0	27	0	0	0	0	530
Oct 17	USC	31	82	2	13	25	285	2	45	25-44-0	285	2	45	6	124	0	31	1	2	0	2	367
Oct 24	BOSTON COLLEGE	37	106	0	16	26	246	2	36	26-39-0	246	2	36	3	51	0	26	1	8	0	8	352
Oct 31	WASHINGTON STATE	48	255	2	33	24	337	3	64	24-33-0	337	3	64	3	52	0	21	2	10	0	10	592
Nov 07	NAVY	20	60	1	18	37	452	2	31	37-51-1	452	2	31	4	101	0	28	1	13	0	13	512
Nov 14	at PITT	25	66	1	15	27	283	1	45	27-42-1	283	1	45	4	85	0	28	3	100	1	87	349
Nov 21	CONNECTICUT	35	123	1	26	30	329	2	39	30-45-0	329	2	39	4	75	0	28	3	30	0	21	452
Opponents		376	1432	13	37	278	3542	25	88	278-417-5	3542	25	88	43	961	0	52	17	229	1	87	4974
Opponents		382	1763	14	53	183	2514	16	60	183-320-12	2514	16	60	58	1268	2	96	6	96	0	31	4277

Games played: 11
 Avg per rush: 3.8
 Avg per catch: 12.7
 Pass efficiency: 155.40
 Kick ret avg: 22.3
 Punt ret avg: 13.5
 All purpose avg/game: 572.4
 Total offense avg/gm: 452.2

Date	Opponent	Tackles				Sacks no-yds	Fumble		Pass Defense			Blkd kick	PAT Attempts				pts	
		ua	a	total	tfl-yds		ff	fr-yds	int-yds	qbh	brup		kick	rush	rcv	saf		
Sep 05	NEVADA	34	18	52	4.0-29	2.0-21	0	1-0	2-23	0	2	0	5-5	0	0	0	0	35
Sep 12	at Michigan	47	24	71	10.0-22	2.0-9	1	0-0	1-20	0	1	0	2-2	1	0	0	0	34
Sep 19	MICHIGAN STATE	36	24	60	4.0-4	0.0-0	1	1-5	1-20	3	3	1	3-4	0	0	0	0	33
Sep 26	at Purdue	42	14	56	8.0-29	2.0-18	0	1-0	1-2	0	0	0	3-3	0	0	0	0	24
Oct 03	WASHINGTON	44	42	86	6.0-29	3.0-22	1	1-0	0-0	2	1	0	2-2	1	0	0	0	37
Oct 17	USC	32	30	62	8.0-26	3.0-18	0	0-0	1-30	6	5	0	3-4	0	0	0	0	27
Oct 24	BOSTON COLLEGE	21	44	65	5.0-14	0.0-0	2	2-0	3-37	10	2	0	2-2	0	0	0	0	20
Oct 31	WASHINGTON STATE	31	18	49	10.0-49	5.0-40	1	0-0	2-0	2	3	0	4-5	0	0	0	0	40
Nov 07	NAVY	40	34	74	4.0-12	1.0-3	0	0-0	0-0	1	0	0	3-3	0	0	0	0	21
Nov 14	at PITT	31	22	53	2.0-3	0.0-0	0	0-0	0-0	4	4	0	1-2	0	0	0	0	22
Nov 21	CONNECTICUT	43	32	75	8.0-22	1.0-10	0	0-0	1-0	6	2	0	3-3	0	0	0	0	30
Opponents		401	302	703	69.0-239	19.0-141	6	6-5	12-132	34	23	1	31-35	2	0	0	0	323
Opponents		414	426	840	59.0-251	21.0-148	11	8-17	5-30	31	30	3	31-32	0	0	0	2	266

Date	Opponent	Punting							Field Goals			Kickoffs						
		no.	yds	avg	long	blkd	tb	fc	50+	i20	md-att	long	blkd	no.	yds	avg	tb	ob
Sep 05	NEVADA	3	122	40.7	43	0	0	1	0	2	0-0	0	0	6	351	58.5	0	0
Sep 12	at Michigan	4	160	40.0	46	0	1	2	0	0	2-3	42	0	7	435	62.1	0	0
Sep 19	MICHIGAN STATE	3	124	41.3	49	0	0	2	0	1	2-2	46	0	7	444	63.4	0	0
Sep 26	at Purdue	4	151	37.8	46	0	0	2	0	0	1-1	34	0	5	337	67.4	0	0
Oct 03	WASHINGTON	2	79	39.5	40	0	1	1	0	0	5-5	40	0	8	491	61.4	0	0
Oct 17	USC	5	189	37.8	48	0	0	3	0	3	0-0	0	0	5	293	58.6	0	0
Oct 24	BOSTON COLLEGE	6	196	32.7	38	0	0	5	0	1	2-2	37	0	6	350	58.3	0	0
Oct 31	WASHINGTON STATE	5	166	33.2	49	0	1	1	0	2	2-2	29	0	7	446	63.7	0	1
Nov 07	NAVY	0	0	0.0	0	0	0	0	0	0	0-2	0	0	3	200	66.7	1	0
Nov 14	at PITT	5	124	24.8	35	0	0	1	0	1	1-1	42	0	5	326	65.2	1	0
Nov 21	CONNECTICUT	5	235	47.0	50	0	0	2	2	1	3-3	36	0	5	331	66.2	0	1
Opponents		42	1546	36.8	50	0	3	20	2	11	18-21	46	0	64	4004	62.6	2	2
Opponents		56	2305	41.2	59	0	5	23	12	20	11-16	43	0	50	3203	64.1	6	1

2009 Notre Dame Football
Notre Dame Opponent Game-by-Game (as of Nov 21, 2009)
All games

OPPONENT STATISTICS

Date	Opponent	Rushing				Receiving				Passing				Kick Returns				Punt Returns				tot off
		no.	yds	td	lg	no.	yds	td	lg	cmp-att-int	yds	td	lg	no.	yds	td	lg	no.	yds	td	lg	
Sep 05	NEVADA	29	153	0	18	13	154	0	24	13-27-2	154	0	24	5	88	0	25	0	0	0	0	307
Sep 12	at Michigan	38	190	2	32	23	240	2	40	23-33-1	240	2	40	7	202	1	94	0	0	0	0	430
Sep 19	MICHIGAN STATE	25	105	2	18	26	354	2	57	26-40-1	354	2	57	7	154	0	34	0	0	0	0	459
Sep 26	at Purdue	26	74	0	26	22	289	3	38	22-38-1	289	3	38	5	86	0	20	2	49	0	31	363
Oct 03	WASHINGTON	39	176	1	41	22	281	1	37	22-40-0	281	1	37	8	147	0	34	0	0	0	0	457
Oct 17	USC	33	121	2	25	19	380	2	60	19-29-1	380	2	60	5	68	0	22	1	4	0	4	501
Oct 24	BOSTON COLLEGE	29	70	1	15	17	279	1	33	17-35-3	279	1	33	5	117	0	39	0	0	0	0	349
Oct 31	WASHINGTON STATE	26	102	0	20	12	104	2	15	12-23-2	104	2	15	6	137	0	27	0	0	0	0	206
Nov 07	NAVY	57	348	2	39	2	56	1	52	2-3-0	56	1	52	2	31	0	20	0	0	0	0	404
Nov 14	at PITT	32	193	2	53	15	236	1	51	15-27-0	236	1	51	4	82	0	23	0	0	0	0	429
Nov 21	CONNECTICUT	48	231	2	43	12	141	1	37	12-25-1	141	1	37	4	156	1	96	3	43	0	31	372
		382	1763	14	53	183	2514	16	60	183-320-12	2514	16	60	58	1268	2	96	6	96	0	31	4277
Notre Dame		376	1432	13	37	278	3542	25	88	278-417-5	3542	25	88	43	961	0	52	17	229	1	87	4974

Games played: 11
 Avg per rush: 4.6
 Avg per catch: 13.7
 Pass efficiency: 132.18
 Kick ret avg: 21.9
 Punt ret avg: 16.0
 All purpose avg/game: 515.5
 Total offense avg/gm: 388.8

Date	Opponent	Tackles				Sacks no-yds	Fumble		Pass Defense			Blkd kick	PAT Attempts			saf	pts	
		ua	a	total	tfl-yds		ff	fr-yds	int-yds	qbh	brup		kick	rush	rcv			
Sep 05	NEVADA	38	36	74	7.0-21	0.0-0	0	0-0	0-0	1	0	0	0-0	0	0	0	0	0
Sep 12	at Michigan	38	26	64	4.0-8	0.0-0	1	1-0	0-0	0	4	0	5-5	0	0	0	0	38
Sep 19	MICHIGAN STATE	35	44	79	4.0-18	2.0-16	0	0-0	1-0	1	3	0	3-4	0	0	0	0	30
Sep 26	at Purdue	49	26	75	7.0-32	4.0-21	0	0-0	1-0	0	2	0	3-3	0	0	0	0	21
Oct 03	WASHINGTON	32	28	60	7.0-23	3.0-10	0	1-17	1-10	3	2	0	3-3	0	0	0	0	30
Oct 17	USC	29	54	83	7.0-28	5.0-24	4	0-0	0-0	5	2	1	4-4	0	0	0	0	34
Oct 24	BOSTON COLLEGE	34	50	84	4.0-21	1.0-15	0	0-0	0-0	3	5	0	2-2	0	0	0	1	16
Oct 31	WASHINGTON STATE	52	32	84	4.0-18	2.0-9	1	1-0	0-0	2	1	1	2-2	0	0	0	0	14
Nov 07	NAVY	25	60	85	4.0-16	2.0-13	2	2-0	1-20	5	3	0	3-3	0	0	0	1	23
Nov 14	at PITT	42	22	64	8.0-48	2.0-26	1	1-0	1-0	9	4	1	3-3	0	0	0	0	27
Nov 21	CONNECTICUT	40	48	88	3.0-18	2.0-14	2	2-0	0-0	2	4	0	3-3	0	0	0	0	33
		414	426	840	59.0-251	21.0-148	11	8-17	5-30	31	30	3	31-32	0	0	0	2	266
Notre Dame		401	302	703	69.0-239	19.0-141	6	6-5	12-132	34	23	1	31-35	2	0	0	0	323

Date	Opponent	Punting										Field Goals			Kickoffs				
		no.	yds	avg	long	blkd	tb	fc	50+	i20	md-att	long	blkd	no.	yds	avg	tb	ob	
Sep 05	NEVADA	5	233	46.6	54	0	0	1	1	2	0-1	0	0	1	60	60.0	0	0	
Sep 12	at Michigan	5	180	36.0	50	0	0	2	1	2	1-2	39	0	6	414	69.0	3	0	
Sep 19	MICHIGAN STATE	3	135	45.0	52	0	0	1	1	2	1-2	43	0	5	322	64.4	0	0	
Sep 26	at Purdue	5	187	37.4	53	0	0	4	1	2	0-0	0	0	4	252	63.0	0	0	
Oct 03	WASHINGTON	4	162	40.5	57	0	0	4	1	1	3-3	40	0	6	365	60.8	0	0	
Oct 17	USC	4	153	38.2	59	0	0	1	1	1	2-2	37	0	7	450	64.3	0	1	
Oct 24	BOSTON COLLEGE	5	210	42.0	56	0	0	1	2	3	0-0	0	0	3	170	56.7	0	0	
Oct 31	WASHINGTON STATE	8	334	41.8	56	0	1	5	2	0	0-0	0	0	3	195	65.0	0	0	
Nov 07	NAVY	5	231	46.2	55	0	2	0	2	2	0-1	0	0	4	246	61.5	0	0	
Nov 14	at PITT	6	232	38.7	44	0	1	2	0	3	2-2	38	0	6	397	66.2	2	0	
Nov 21	CONNECTICUT	6	248	41.3	47	0	1	2	0	2	2-3	39	0	5	332	66.4	1	0	
		56	2305	41.2	59	0	5	23	12	20	11-16	43	0	50	3203	64.1	6	1	
Notre Dame		42	1546	36.8	50	0	3	20	2	11	18-21	46	0	64	4004	62.6	2	2	

**2009 Notre Dame Football
Notre Dame Game Superlatives (as of Nov 21, 2009)
All games**

INDIVIDUAL GAME HIGHS

Rushes	24	HUGHES, Robert vs Washington State (Oct 31, 2009)
	24	ALLEN, Armando vs Connecticut (Nov 21, 2009)
Yards Rushing	139	ALLEN, Armando at Michigan (Sep 12, 2009)
TD Rushes	1	ALLEN, Armando vs Nevada (Sep 05, 2009)
	1	ALLEN, Armando at Michigan (Sep 12, 2009)
	1	ALLEN, Armando vs Michigan State (Sep 19, 2009)
	1	TATE, Golden at Purdue (Sep 26, 2009)
	1	HUGHES, Robert at Purdue (Sep 26, 2009)
	1	HUGHES, Robert vs Washington (Oct 03, 2009)
	1	CLAUSEN, Jimmy vs USC (Oct 17, 2009)
	1	HUGHES, Robert vs USC (Oct 17, 2009)
	1	TATE, Golden vs Washington State (Oct 31, 2009)
	1	HUGHES, Robert vs Washington State (Oct 31, 2009)
	1	HUGHES, Robert vs Navy (Nov 07, 2009)
	1	CLAUSEN, Jimmy at PITT (Nov 14, 2009)
	1	CLAUSEN, Jimmy vs Connecticut (Nov 21, 2009)
Long Rush	37	HUGHES, Robert vs Washington (Oct 03, 2009)
Pass attempts	51	CLAUSEN, Jimmy vs Navy (Nov 07, 2009)
Pass completions	37	CLAUSEN, Jimmy vs Navy (Nov 07, 2009)
Yards Passing	452	CLAUSEN, Jimmy vs Navy (Nov 07, 2009)
TD Passes	4	CLAUSEN, Jimmy vs Nevada (Sep 05, 2009)
Long Pass	88	CLAUSEN, Jimmy vs Nevada (Sep 05, 2009)
Receptions	11	TATE, Golden vs Boston College (Oct 24, 2009)
Yards Receiving	244	TATE, Golden vs Washington (Oct 03, 2009)
TD Receptions	3	FLOYD, Michael vs Nevada (Sep 05, 2009)
Long Reception	88	FLOYD, Michael vs Nevada (Sep 05, 2009)
Field Goals	5	TAUSCH, Nick vs Washington (Oct 03, 2009)
Long Field Goal	46	TAUSCH, Nick vs Michigan State (Sep 19, 2009)
Punts	6	TURK, Ben vs Boston College (Oct 24, 2009)
Punting Avg	47.0	TURK, Ben vs Connecticut (Nov 21, 2009)
Long Punt	50	TURK, Ben vs Connecticut (Nov 21, 2009)
Long Punt Return	87	TATE, Golden at PITT (Nov 14, 2009)
Long Kickoff Return	52	GALLUP, Barry at Michigan (Sep 12, 2009)
Tackles	12	McCARTHY, Kyle vs Washington (Oct 03, 2009)
	12	McCARTHY, Kyle vs Connecticut (Nov 21, 2009)
Sacks	1.5	JOHNSON, Ethan vs Washington State (Oct 31, 2009)
Tackles For Loss	3.0	FLEMING, Darius at Purdue (Sep 26, 2009)
Interceptions	2	McCARTHY, Kyle vs Boston College (Oct 24, 2009)

**2009 Notre Dame Football
Notre Dame Game Superlatives (as of Nov 21, 2009)
All games**

TEAM GAME HIGHS

Rushes	48	vs Washington State (Oct 31, 2009)
Yards Rushing	255	vs Washington State (Oct 31, 2009)
Yards Per Rush	5.3	vs Washington State (Oct 31, 2009)
TD Rushes	2	at Purdue (Sep 26, 2009)
	2	vs USC (Oct 17, 2009)
	2	vs Washington State (Oct 31, 2009)
Pass attempts	51	vs Navy (Nov 07, 2009)
Pass completions	37	vs Navy (Nov 07, 2009)
Yards Passing	452	vs Navy (Nov 07, 2009)
Yards Per Pass	16.6	vs Nevada (Sep 05, 2009)
TD Passes	4	vs Nevada (Sep 05, 2009)
Total Plays	81	vs Washington State (Oct 31, 2009)
Total Offense	592	vs Washington State (Oct 31, 2009)
Yards Per Play	8.8	vs Washington (Oct 03, 2009)
Points	40	vs Washington State (Oct 31, 2009)
Sacks By	5	vs Washington State (Oct 31, 2009)
First Downs	32	vs Navy (Nov 07, 2009)
Penalties	11	vs Michigan State (Sep 19, 2009)
Penalty Yards	99	vs Michigan State (Sep 19, 2009)
Turnovers	3	vs Navy (Nov 07, 2009)
Interceptions By	3	vs Boston College (Oct 24, 2009)

**2009 Notre Dame Football
Notre Dame Game Superlatives (as of Nov 21, 2009)
All games**

OPPONENT INDIVIDUAL GAME HIGHS

Rushes	31	Dobbs, Ricky, vs Navy (Nov 07, 2009)
Yards Rushing	158	Murray, Vince, vs Navy (Nov 07, 2009)
TD Rushes	2	Caper, Larry, vs Michigan State (Sep 19, 2009)
Long Rush	53	GRAHAM, Ray, at PITT (Nov 14, 2009)
Pass attempts	40	Locker, Jake, vs Washington (Oct 03, 2009)
Pass completions	23	Forcier, Tate, at Michigan (Sep 12, 2009)
	23	Cousins, Kirk, vs Michigan State (Sep 19, 2009)
Yards Passing	380	Barkley, Matt, vs USC (Oct 17, 2009)
TD Passes	3	Elliott, Joey, at Purdue (Sep 26, 2009)
Long Pass	60	Barkley, Matt, vs USC (Oct 17, 2009)
Receptions	11	Smith, Keith, at Purdue (Sep 26, 2009)
Yards Receiving	179	Gunnell, R, vs Boston College (Oct 24, 2009)
TD Receptions	2	White, Blair, vs Michigan State (Sep 19, 2009)
	2	Williams, D., vs USC (Oct 17, 2009)
	2	Karstetter, Jar., vs Washington State (Oct 31, 2009)
Long Reception	60	McCoy, Anthony, vs USC (Oct 17, 2009)
Field Goals	3	Folk, Erik, vs Washington (Oct 03, 2009)
Long Field Goal	43	Swenson, Brett, vs Michigan State (Sep 19, 2009)
Punts	8	Forrest, Reid, vs Washington State (Oct 31, 2009)
Punting Avg	50.0	Forcier, Tate, at Michigan (Sep 12, 2009)
Long Punt	59	Harfman, Jacob, vs USC (Oct 17, 2009)
Long Punt Return	31	Valentin, Aaron, at Purdue (Sep 26, 2009)
	31	MCCLAIN, Robert, vs Connecticut (Nov 21, 2009)
Long Kickoff Return	96	TODMAN, Jordan, vs Connecticut (Nov 21, 2009)
Tackles	16	WILSON, Lawrenc, vs Connecticut (Nov 21, 2009)
Sacks	3.0	Griffen, E., vs USC (Oct 17, 2009)
Tackles For Loss	3.0	Griffen, E., vs USC (Oct 17, 2009)
Interceptions	1	Robinson, T., vs Michigan State (Sep 19, 2009)
	1	Pender, David, at Purdue (Sep 26, 2009)
	1	Butler, Donald, vs Washington (Oct 03, 2009)
	1	Vela, Ram, vs Navy (Nov 07, 2009)
	1	HOLLEY, Jarred, at PITT (Nov 14, 2009)

**2009 Notre Dame Football
Notre Dame Game Superlatives (as of Nov 21, 2009)
All games**

OPPONENT TEAM GAME HIGHS

Rushes	57	vs Navy (Nov 07, 2009)
Yards Rushing	348	vs Navy (Nov 07, 2009)
Yards Per Rush	6.1	vs Navy (Nov 07, 2009)
TD Rushes	2	at Michigan (Sep 12, 2009)
	2	vs Michigan State (Sep 19, 2009)
	2	vs USC (Oct 17, 2009)
	2	vs Navy (Nov 07, 2009)
	2	at PITT (Nov 14, 2009)
	2	vs Connecticut (Nov 21, 2009)
Pass attempts	40	vs Michigan State (Sep 19, 2009)
	40	vs Washington (Oct 03, 2009)
Pass completions	26	vs Michigan State (Sep 19, 2009)
Yards Passing	380	vs USC (Oct 17, 2009)
Yards Per Pass	18.7	vs Navy (Nov 07, 2009)
TD Passes	3	at Purdue (Sep 26, 2009)
Total Plays	79	vs Washington (Oct 03, 2009)
Total Offense	501	vs USC (Oct 17, 2009)
Yards Per Play	8.1	vs USC (Oct 17, 2009)
Points	38	at Michigan (Sep 12, 2009)
Sacks By	5	vs USC (Oct 17, 2009)
First Downs	27	vs Michigan State (Sep 19, 2009)
Penalties	13	at Purdue (Sep 26, 2009)
	13	vs Washington (Oct 03, 2009)
Penalty Yards	103	at Purdue (Sep 26, 2009)
Turnovers	5	vs Boston College (Oct 24, 2009)
Interceptions By	1	vs Michigan State (Sep 19, 2009)
	1	at Purdue (Sep 26, 2009)
	1	vs Washington (Oct 03, 2009)
	1	vs Navy (Nov 07, 2009)
	1	at PITT (Nov 14, 2009)

2009 Notre Dame Football
Notre Dame Red-Zone Results (as of Nov 21, 2009)
All games

Notre Dame Inside Opponent Red-Zone

Date	Opponent	Score	Times In RZ	Times Scored	Total Pts	Rush TDs	Pass TDs	FGs Made	Failed to score inside RZ						
									FGA	Down	Int	Fumb	Half	Game	
Sep 05, 2009	NEVADA	W 35-0	2	2	14	2	1	1	0	0	0	0	0	0	0
Sep 12, 2009	at Michigan	L 34-38	5	4	25	3	1	2	1	1	0	0	0	0	0
Sep 19, 2009	MICHIGAN STATE	W 33-30	3	3	17	2	1	1	1	0	0	0	0	0	0
Sep 26, 2009	at Purdue	W 24-21	5	4	24	3	2	1	1	0	0	0	0	1	0
Oct 03, 2009	WASHINGTON	W 37-30	6	6	27	2	1	1	4	0	0	0	0	0	0
Oct 17, 2009	USC	L 27-34	4	3	20	3	2	1	0	0	0	0	0	1	0
Oct 24, 2009	BOSTON COLLEGE	W 20-16	4	3	13	1	0	1	2	0	1	0	0	0	0
Oct 31, 2009	WASHINGTON STATE	W 40-14	5	5	26	3	2	1	2	0	0	0	0	0	0
Nov 07, 2009	NAVY	L 21-23	6	2	14	2	1	1	0	1	1	1	1	0	0
Nov 14, 2009	at PITT	L 22-27	2	2	13	2	1	1	0	0	0	0	0	0	0
Nov 21, 2009	CONNECTICUT	L 30-33	6	6	30	3	1	2	3	0	0	0	0	0	0
Totals			48	40	223	26	13	13	14	2	2	1	1	2	0

40 of 48 (83.3%)

Opponents Inside Notre Dame Red-Zone

Date	Opponent	Score	Times In RZ	Times Scored	Total Pts	Rush TDs	Pass TDs	FGs Made	Failed to score inside RZ						
									FGA	Down	Int	Fumb	Half	Game	
Sep 05, 2009	NEVADA	W 35-0	3	0	0	0	0	0	0	1	1	0	1	0	0
Sep 12, 2009	at Michigan	L 34-38	4	3	21	3	1	2	0	1	0	0	0	0	0
Sep 19, 2009	MICHIGAN STATE	W 33-30	4	3	20	3	2	1	0	0	0	1	0	0	0
Sep 26, 2009	at Purdue	W 24-21	1	1	7	1	0	1	0	0	0	0	0	0	0
Oct 03, 2009	WASHINGTON	W 37-30	5	4	20	2	1	1	2	0	1	0	0	0	0
Oct 17, 2009	USC	L 27-34	5	5	27	3	2	1	2	0	0	0	0	0	0
Oct 24, 2009	BOSTON COLLEGE	W 20-16	3	2	14	2	1	1	0	0	0	0	1	0	0
Oct 31, 2009	WASHINGTON STATE	W 40-14	2	2	14	2	0	2	0	0	0	0	0	0	0
Nov 07, 2009	NAVY	L 21-23	2	1	7	1	1	0	0	1	0	0	0	0	0
Nov 14, 2009	at PITT	L 22-27	4	3	13	1	1	0	2	0	0	0	0	1	0
Nov 21, 2009	CONNECTICUT	L 30-33	5	3	16	2	1	1	1	1	0	1	0	0	0
Totals			38	27	159	20	10	10	7	4	2	2	2	1	0

27 of 38 (71.1%)

2009 Notre Dame Football
Notre Dame By-Quarter Statistics (as of Nov 21, 2009)
All games

3rd-Down Conversions

Date	Opponent	Score	Overall	1st Qtr	2nd Qtr	3rd Qtr	4th Qtr	Overtime
Sep 05, 2009	NEVADA	W 35-0	6-12 50.0	2-3 66.7	1-2 50.0	1-2 50.0	2-5 40.0	
Sep 12, 2009	at Michigan	L 34-38	6-14 42.9	1-4 25.0	1-2 50.0	0-2 0.0	4-6 66.7	
Sep 19, 2009	MICHIGAN STATE	W 33-30	5-11 45.5	0-0 0.0	1-4 25.0	3-4 75.0	1-3 33.3	
Sep 26, 2009	at Purdue	W 24-21	6-15 40.0	0-3 0.0	2-3 66.7	3-5 60.0	1-4 25.0	
Oct 03, 2009	WASHINGTON	W 37-30	2-10 20.0	1-2 50.0	1-5 20.0	0-2 0.0	0-1 0.0	0-0 0.0
Oct 17, 2009	USC	L 27-34	5-14 35.7	2-5 40.0	0-2 0.0	0-2 0.0	3-5 60.0	
Oct 24, 2009	BOSTON COLLEGE	W 20-16	5-15 33.3	1-3 33.3	2-4 50.0	1-3 33.3	1-5 20.0	
Oct 31, 2009	WASHINGTON STATE	W 40-14	6-14 42.9	1-3 33.3	2-2 100.0	2-5 40.0	1-4 25.0	
Nov 07, 2009	NAVY	L 21-23	5-9 55.6	0-1 0.0	1-3 33.3	3-3 100.0	1-2 50.0	
Nov 14, 2009	at PITT	L 22-27	6-14 42.9	1-2 50.0	1-4 25.0	1-4 25.0	3-4 75.0	
Nov 21, 2009	CONNECTICUT	L 30-33	8-18 44.4	3-4 75.0	2-4 50.0	1-4 25.0	1-4 25.0	1-2 50.0
Notre Dame			60-146 41.1	12-30 40.0	14-35 40.0	15-36 41.7	18-43 41.9	1-2 50.0
Opponents			55-144 38.2	14-37 37.8	13-39 33.3	12-25 48.0	14-40 35.0	2-3 66.7

4th-Down Conversions

Date	Opponent	Score	Overall	1st Qtr	2nd Qtr	3rd Qtr	4th Qtr	Overtime
Sep 05, 2009	NEVADA	W 35-0	1-2 50.0	1-1 100.0	0-0 0.0	0-1 0.0	0-0 0.0	
Sep 12, 2009	at Michigan	L 34-38	1-1 100.0	0-0 0.0	0-0 0.0	0-0 0.0	1-1 100.0	
Sep 19, 2009	MICHIGAN STATE	W 33-30	1-1 100.0	0-0 0.0	1-1 100.0	0-0 0.0	0-0 0.0	
Sep 26, 2009	at Purdue	W 24-21	1-3 33.3	0-1 0.0	0-0 0.0	0-1 0.0	1-1 100.0	
Oct 03, 2009	WASHINGTON	W 37-30	0-0 0.0	0-0 0.0	0-0 0.0	0-0 0.0	0-0 0.0	0-0 0.0
Oct 17, 2009	USC	L 27-34	2-3 66.7	1-1 100.0	0-0 0.0	0-1 0.0	1-1 100.0	
Oct 24, 2009	BOSTON COLLEGE	W 20-16	0-1 0.0	0-0 0.0	0-0 0.0	0-0 0.0	0-1 0.0	
Oct 31, 2009	WASHINGTON STATE	W 40-14	0-0 0.0	0-0 0.0	0-0 0.0	0-0 0.0	0-0 0.0	
Nov 07, 2009	NAVY	L 21-23	0-2 0.0	0-0 0.0	0-1 0.0	0-0 0.0	0-1 0.0	
Nov 14, 2009	at PITT	L 22-27	1-1 100.0	0-0 0.0	0-0 0.0	1-1 100.0	0-0 0.0	
Nov 21, 2009	CONNECTICUT	L 30-33	1-1 100.0	0-0 0.0	0-0 0.0	1-1 100.0	0-0 0.0	0-0 0.0
Notre Dame			8-15 53.3	2-3 66.7	1-2 50.0	2-5 40.0	3-5 60.0	0-0 0.0
Opponents			7-12 58.3	2-2 100.0	1-3 33.3	0-1 0.0	4-5 80.0	0-1 0.0

Time of Possession

Date	Opponent	Score	Overall	1st Qtr	2nd Qtr	3rd Qtr	4th Qtr	Overtime
Sep 05, 2009	NEVADA	W 35-0	33:40	10:36	6:50	6:16	9:58	
Sep 12, 2009	at Michigan	L 34-38	31:25	9:21	9:20	4:40	8:04	
Sep 19, 2009	MICHIGAN STATE	W 33-30	34:30	5:39	10:03	8:46	10:02	
Sep 26, 2009	at Purdue	W 24-21	34:25	7:17	9:20	11:40	6:08	
Oct 03, 2009	WASHINGTON	W 37-30	27:37	7:34	9:18	6:18	4:27	0:00
Oct 17, 2009	USC	L 27-34	31:11	8:37	5:24	9:05	8:05	
Oct 24, 2009	BOSTON COLLEGE	W 20-16	32:48	10:22	7:59	6:07	8:20	
Oct 31, 2009	WASHINGTON STATE	W 40-14	40:54	10:32	9:19	12:50	8:13	
Nov 07, 2009	NAVY	L 21-23	27:41	6:02	9:00	7:26	5:13	
Nov 14, 2009	at PITT	L 22-27	30:52	6:15	7:49	11:41	5:07	
Nov 21, 2009	CONNECTICUT	L 30-33	33:08	9:53	5:22	11:07	6:46	0:00
Notre Dame			Total	92:08	89:44	95:56	80:23	0:00
			Avg.	8:22	8:09	8:43	7:18	0:00
Opponents			Total	72:52	75:16	69:04	84:37	0:00
			Avg.	6:37	6:50	6:16	7:41	0:00