



NOTRE DAME


MEN'S BASKETBALL

Fighting Irish Media Contacts | Alan Wasielewski • awasiele@nd.edu • 574-532-4167 | Robby Hamman • rhamman@nd.edu • 574-808-9575

2017-18 RESULTS


Date	ND Rank	Opp Rank	Opponent	TV	Time (ET)/Result
N11	14/14		at DePaul	FS1	W, 72-58
N13	13/14		^Mount St. Mary's	ACCNetXtra	W, 88-62
N16	13/14		Chicago State	ACCNetXtra	W, 105-66
N20	13/12		^vs. Chaminade	ESPNU	W, 83-56
N21	13/12		^vs. LSU	ESPN	W, 92-53
N22	13/12	6/6	^Wichita State	ESPN2	W, 67-66
N30	5/5	3/3	Sat Michigan State	ESPN	L, 63-81
D3	5/5		St. Francis Brooklyn	ACCNetXtra	W, 71-53
D5	9/8		Ball State	ACCNetXtra	L, 77-80
D9	9/8		at Delaware	CBS Sports Net	7 p.m.
D16			&vs. Indiana	FOX	2:30 p.m.
D19			Dartmouth	ESPN2	7 p.m.
D21			Southeastern Louisiana	ACCNetXtra	7 p.m.
D30			*Georgia Tech	ESPN2	2 p.m.
J3			*NC State	ACC Network	9 p.m.
J6			*at Syracuse	ESPN/ESPN2	3:15 p.m.
J10			*at Georgia Tech	ESPNU	7 p.m.
J13		11/10	*North Carolina	ESPN/ESPN2	6 p.m.
J16			*Louisville	ESPN2	7 p.m.
J20			*at Clemson	ESPN/ESPN2	4 p.m.
J27			*Virginia Tech	ESPN2	8 p.m.
J29		1/1	*at Duke	ESPN	7 p.m.
F3			*at NC State	ESPN/ESPN2	12 p.m.
F6			*Boston College	ACC Network	8 p.m.
F10			*Florida State	ESPN/ESPN2	4 p.m.
F12		11/10	*at North Carolina	ESPN	7 p.m.
F17			*at Boston College	ACC Network	4 p.m.
F19		10/11	*Miami (FL)	ESPN	7 p.m.
F24			*at Wake Forest	ACC Network	3 p.m.
F28			*Pittsburgh	ESPNU	7 p.m.
M3		15/12	*at Virginia	ACC Network	4 p.m.
M6			ACC Championship	ESPN/ESPN2	TBA
M14			NCAA Championship	TBA	TBA

2017 NOTRE DAME MEN'S BASKETBALL



#9/8 **NOTRE DAME FIGHTING IRISH**
2017-18: 7-2, 0-0 ACC

HEAD COACH: Mike Brey
CAREER RECORD: 488-241 / 23
RECORD AT ND: 389-189 / 18



DELAWARE BLUE HENS
2017-18: 4-5, 0-0 CAA

HEAD COACH: Martin Ingelsby
CAREER RECORD: 17-25 / 2
RECORD AT UD: Same



CBS SPORTS NETWORK
Play-by-Play: Dave Ryan
Analyst: Steve Wolf
Sideline: Tina Cervasio



NOTRE DAME BASKETBALL RADIO NETWORK
Play-by-Play: Jack Nolan
Analyst: Zach Hillesland
See affiliates Page 8 - also on WatchND.
tv and locally at WSBT-AM960/FM 96.1

BY THE NUMBERS: IRISH VS. BLUE HENS

1	Saturday's game at Delaware marks the first game between Mike Brey and his former Irish assistant and current Blue Hens head coach Martin Ingelsby. It also is the first time Brey will be back in Newark, Delaware, to take on the Blue Hens after accepting the Notre Dame head coaching position for the 2000-01 season.
2	Notre Dame has claimed back-to-back in-season tournament titles over the past two seasons - the 2016 Legend Classic in Barclays Center and the 2017 Maui Jim Maui Invitational on Nov 22. Senior guard Matt Farrell was named Most Valuable Player of both tournaments, averaging 19.4 points in five games. See page 3 for more on Farrell's career in-season tournament statistics.
3	Number of 20-point games so far this season for T.J. Gibbs . The first three 20-point games of his career, Gibbs has also increased his career-high for points in a game in each performance (21 vs. DePaul, 23 vs. Chicago State, 26 vs. LSU).
4	Mike Brey is the fourth-longest tenured head coach among power five conference teams - now in his 18th season at Notre Dame. Jim Boeheim (42), Mike Krzyzewski (38) and Tom Izzo (23) are the only other power five conference head coaches with a longer tenure at their current institution.
5	Senior forward Bonzie Colson ranks in the top five of five different statistical categories among all ACC players - the only player in the league to accomplish that feat. See page 3 for more details.
7	Career-high rebound total for sophomore John Mooney against Ball State on December 5. Mooney also has hit his career best for minutes played (19) twice in the past five games.
26	Bonzie Colson has scored in double figures in 26 consecutive games and leads all current ACC players in career double-doubles (27) and rebounds (772).
56	Points scored over the past five games by senior forward Martinas Geben . Among those contests include the game-winning free throws vs. No. 6/6 Wichita State in the 2017 Maui Jim Maui Invitational championship game and his first career double-double (14 pts, 10 reb) vs. St. Francis Brooklyn on December 3.
130	Career blocked shots for Bonzie Colson , which places him fifth in Notre Dame men's basketball history. Colson will be looking to pass Irish assistant coach Ryan Humphrey (157) and move into fourth place in the Irish record books later this season.
1884	Notre Dame wins earned by members of both coaching staffs taking part in the game Saturday, including 450 wins as a player and six former Notre Dame team captains (see page 3 for more details).

^ - Maui Jim Maui Invitational, Lahaina, Hawaii
\$ - ACC/Big Ten Challenge, East Lansing, Michigan
& - Crossroads Classic, Indianapolis, Indiana
* - Atlantic Coast Conference game
rankings indicated are AP/Coaches Poll

389

Mike Brey is closing in on the all-time wins record at Notre Dame, needing five more victories to establish a new school record.

Coach	Years	Seasons	W	L	T	Games
Digger Phelps	1971-91	20	393	197	0	590
MIKE BREY	2000-current	18	389	189	0	578
George E. Keogan	1923-43	20	332	100	1	433

2017-18 NOTRE DAME ROSTER

No.	Name	Position	Eligibility	Height	Wt.	Hometown	High School
0	Rex Pflueger	Guard	Junior	6-6	206	Dana Point, CA	Mater Dei
1	Austin Torres (C)	Forward	Graduate	6-7	235	Granger, IN	Penn
3	D.J. Harvey	Guard/Forward	Freshman	6-6 ½	220	Bowie, MD	DeMatha
5	Matt Farrell (C)	Guard	Senior	6-1	175	Bridgewater, NJ	Point Pleasant Beach
10	Temple 'T.J.' Gibbs	Guard	Sophomore	6-3	188	Scotch Plains, NJ	Seton Hall Prep
11	Juwan Durham+	Forward	Sophomore	6-11 ½	215	Tampa, FL	Tampa Prep
12	Elijah Burns	Forward	Junior	6-8	238	Troy, NY	Blair Academy (NJ)
13	Nikola Djogo	Guard	Sophomore	6-7	211	Hamilton, Ontario, Canada	Athlete Institute Prep
21	Matt Gregory	Forward	Senior	6-8	204	Avon, IN	Cathedral
23	Martinas Geben (C)	Forward	Senior	6-10	252	Vilnius, Lithuania	St. Maria Goretti (MD)
25	Liam Nelligan	Guard	Senior	6-5	195	La Grange Park, IL	Benet Academy
33	John Mooney	Forward	Sophomore	6-9	248	Orlando, FL	Lake Brantley
35	Bonzie Colson (C)	Forward	Senior	6-6	224	New Bedford, MA	St. Andrew's School (RI)

+ - will sit out the 2017-18 season due to NCAA transfer rules

Glenn and Stacey Miller Head Men's Basketball Coach	Mike Brey	George Washington '82	389-189 (.674), 18th at ND 488-241 (.670), 22 career
Associate Head Coach	Rod Balanis	Georgia Tech '83	18th year at ND
Assistant Coach	Ryan Ayers	Notre Dame '09	Second year at ND
Assistant Coach	Ryan Humphrey	Notre Dame '02	Second year at ND
Director of Basketball Operations	Harold Swanagan	Notre Dame '02	Ninth year at ND
Video Coordinator	Eric Atkins	Notre Dame '14	Second year at ND

BREY RETURNS TO THE SITE OF HIS FIRST HEAD COACHING JOB

The University of Notre Dame men's basketball team (7-2) will hit the road once again in its non-conference schedule for a trip to Newark, Delaware for a matchup with the Blue Hens (4-5) and their head coach, Martin Ingelsby. One of the first games Ingelsby scheduled when named the head coach at Delaware before the 2016-17 season was Brey's return to Newark, where he started his head coaching career in 1995-96.

NOTRE DAME - DELAWARE SERIES HISTORY

Notre Dame and Delaware will be meeting for the second time on Saturday afternoon. The Irish defeated Delaware 80-75 at Purcell Pavilion on Dec. 7, 2013. This weekend marks the first time the Irish will travel back to Newark, Delaware, the site of Mike Brey's first head coaching job from 1995-2000. Saturday's contest also marks the first time Notre Dame will meet a Colonial Athletic Association team on its home court. The Irish are 15-0 all-time against the CAA.

NOTRE DAME VS. DELAWARE SERIES HISTORY (1-0, HOME 1-0)

Date	ND Rank	Opp Rank	Opponent	W/L	ND	Opp	City	Site
12/7/2013			Delaware	W	80	75	Notre Dame, IN	Purcell Pavilion

MIKE BREY AT DELAWARE

Year	Record	Conference Record	Conference Finish	Post Season
1995-96	15-12	11-7 North Atlantic	—	None
1996-97	15-16	8-10 America East	—	None
1997-98	20-10	12-6	t-1st, America East Champion	NCAA Midwest Regional
1998-99	25-6	15-3	t-1st, America East Champion	NCAA East Regional
1999-2000	24-8	14-4	3rd, America East Runner Up	NIT

PRONUNCIATIONS

Nikola Djogo - Knee-Cola Joe-Go
 Juwan Durham - JUH-wan Durham
 Martin Geben - Mar-TIN-ess Gebb-in
 Rod Balanis - Rod Buh-LAHN-iss
 Ryan Ayers - Ryan Airs
 Ryan Humphrey - Ryan HUMP-free
 Harold Swanagan - Harold SWON-uh-gan
 Alan Wasielewski - Alan Waz-uh-lou-skee

TEAM INFORMATION

Conference	Atlantic Coast
Home Arena (Capacity)	Purcell Pavilion at the Joyce Center (9,149)
Starters Returning/Lost	3/2
Monogram Winners	
Returning/Lost	9/3
Newcomers	4
First Season	1898
Full Seasons	111
All-Time Record	1853-997 (.650)
NCAA Appearances/Record	36 / 39-40 (.494)
First/Last NCAA Appearance	1953 / 2017
ACC Member	2013-14 - present
ACC Regular Season	43-29 (.597)
ACC Tournament	8-4 (.667)
ACC Championships	1 - 2015

NATIONAL RANKINGS

2017-18 ASSOCIATED PRESS POLL (Dec. 4, 2017)

- Duke
- Kansas
- Michigan State
- Villanova
- Florida
- Wichita State
- Texas A&M
- Kentucky
- NOTRE DAME
- Miami (FL)
- North Carolina
- Gonzaga
- Xavier
- Minnesota
- Virginia
- Arizona State
- Cincinnati
- West Virginia
- Seton Hall
- TCU
- Purdue
- Nevada
- Baylor
- Tennessee
- Southern Cal

Others: Texas Tech, UCLA, Rhode Island, Creighton, Louisville, Texas, Alabama, SMU, Mississippi State, Kansas State, Arizona, Washington State, Georgia, Oklahoma, Providence, Florida State, Clemson, Valparaiso, Georgetown, Texas Arlington, Oklahoma State, Western Kentucky, Towson.

Bold = ND Opponents in 2017-18

2017-18 USA TODAY COACHES POLL (Dec. 4, 2017)

- Duke
- Kansas
- Michigan State
- Villanova
- Florida
- Wichita State
- Kentucky
- NOTRE DAME
- Texas A&M
- North Carolina
- Miami (FL)
- Virginia
- Gonzaga
- Xavier
- Minnesota
- West Virginia
- Arizona State
- Cincinnati
- Seton Hall
- TCU
- Purdue
- Baylor
- UCLA
- Nevada
- Southern Cal

Others: Texas Tech, Louisville, Creighton, Tennessee, Arizona, Oklahoma, Virginia Tech, Texas, Rhode Island, Texas Arlington, Syracuse, Florida State, St. Mary's (CA), Butler, Michigan, Alabama, Georgia, Kansas State, Vermont, Missouri, Providence, San Diego State, SMU, Boise State, Washington State.

Bold = ND Opponents in 2017-18

NOTRE DAME RECORD WHEN

Game played at the Purcell Pavilion	3-1
Game played on the road	1-1
Game played at a neutral site	3-0
Vs. ACC opponents	0-0
Vs. Non-conference opponents	7-2
Leading at halftime	6-0
Trailing at halftime	1-2
Tied at halftime	0-0
In overtime	0-0
Shoots .500 or better	4-0
Shoots less than .500	3-2
Shoots better than opponent	7-1
Shoots worse than opponent	0-1
Shoots same as opponent	0-0
Makes more free throws than opponent	7-1
Makes fewer free throws than opponent	0-1
Same number of free throws	0-0
Outrebounds opponents	6-0
Outrebounded by opponent	1-2
Same number of rebounds	0-0
Has fewer turnovers than opponent	6-2
Has more turnovers than opponent	1-0
Has same number of turnovers	0-0
Bench outscores opponent's bench	4-0
Outscored by opponent's bench	3-2
Bench points are the same	0-0
Plays a ranked opponent	1-1
Makes 10 or more three-pointers	3-0
Wears White Uniforms	2-1
Wears Blue Uniforms	3-1
Wears Gold Uniforms	2-0
Wears Green Uniforms	0-0
Plays in November	6-1
Plays in December	1-1
Plays in January	0-0
Plays in February	0-0
Plays in March	0-0
Plays in Day Games	4-0
Plays in Night Games	3-2
Plays on Sundays	1-0
Plays on Mondays	2-0
Plays on Tuesdays	1-1
Plays on Wednesdays	1-0
Plays on Thursdays	1-1
Plays on Fridays	0-0
Plays on Saturdays	1-0
Final Margin is 5 points or less	1-1
Final Margin is 6-10 points	0-0
Final Margin is 11-19 points	2-1
Final Margin is 20-plus points	4-0
Has a player score 20-plus points	5-0
Has a player score 30-plus points	0-0
Scores 59 points or less	0-0
Scores 60-69 points	1-1
Scores 70-79 points	2-1
Scores 80-89 points	2-0
Scores 90-plus points	2-0

BREY vs. FORMER ASSISTANTS

Mike Brey has faced a former assistant as a head coach only once in his career prior to this Saturday's meeting at Delaware and their head coach, Martin Ingelsby.

On December 19, 2012, Notre Dame defeated Kennesaw State 85-57, with the Owls being coached by Lewis Preston, an assistant coach on Brey's first six teams at Notre Dame from 2000-01 through 2005-06.

Brey also has faced two of his former assistant coaches while they were on the opposing coaching staff.

Preston was an assistant coach at Penn State when the Nittany Lions tripped up the Irish 67-59 in the semifinals of the 2009 postseason NIT at Madison Square Garden.

Sean Kearney, an assistant at Notre Dame from 2000-01 through 2008-09, is currently the Director of Player Development at Colorado and was with the Buffaloes last season when the Irish defeated Colorado 89-83 in the semifinals of the 2016 Legends Classic at the Barclays Center in Brooklyn, New York.

BREY ASSISTANT COACHING STAFF HISTORY

The Mike Brey era has not seen a lot of turnover in its coaching staff throughout the past 18 seasons. In fact, the Irish coaching staff has only seen eight different assistant coaches take a place on Brey's staff.

Of those eight assistants, five have become head coaches at some point in their careers - Gene Cross (Toledo), Martin Ingelsby (Delaware), Sean Kearney (Holy Cross), Lewis Preston (Kennesaw State) and Anthony Solomon (St. Bonaventure).

Coach	Years at ND	Next Position	Years	Current Position	Years
*Eric Atkins	2016-17 - present				
Ryan Ayers	2016-17 - present				
Rod Balanis	2000-01 - present			Associate Head Coach, Notre Dame	2016-17 - present
Gene Cross	2006-07 - 2007-08	Head Coach, Toledo	2008-09 - 2009-10	Head Coach, Rayos de Hermosillo (Mexican CIBACO-PA league)	2016-17 -present
Ryan Humphrey	2016-17 - present				
Martin Ingelsby	2003-04 - 2015-16	Head Coach, Delaware	2016-17 - present	Head Coach, Delaware	2016-17 - present
Sean Kearney	2000-01 - 2008-09	Head Coach, Holy Cross	2009-10	Director of Player Development, Colorado	2014-15 -present
Lewis Preston	2000-01 - 2005-06	Assistant Coach, Florida	2006-07 - 20008	-	-
*Pat Rogers	2013-14 - 2015-16	Director of Basketball Operations, Delaware	2016-17 - present		
Anthony Solomon	2000-01 - 2002-03 2007-08 - 2015-16	Head Coach, St. Bonaventure	2003-04 - 2006-07	Assistant Coach, Dayton	2017-18 - present
Harold Swanagan	2009-10 - present			Director of Basketball Operations	2009-10 - present

* - Eric Atkins is the current Video Coordinator at Notre Dame, a position Rogers held before his arrival.

MASSIVE AMOUNT OF NOTRE DAME BASKETBALL WINS ON COURT SATURDAY

It is safe to say that Saturday's game at Delaware will set a school record with the amount of wins at Notre Dame, as both a player and a member of the Irish coaching staff, on one combined sideline.

Over 1,800 wins will be among the two coaching staffs this weekend, which includes former Irish video coordinator Pat Rogers (current Director of Basketball Operations at Delaware) and Delaware assistant coach Torrian Jones.

There are also six former Irish team captains on the sidelines Saturday - including three-time Notre Dame captain Eric Atkins (current Irish video coordinator).

Name	Wins as Player	Wins On Staff	Total
Eric Atkins	89	26	115
Ryan Ayers	85	26	111
Rod Balanis	-	389	389
Mike Brey	-	389	389
Ryan Humphrey	44	26	70
Martin Ingelsby	69	313	382
Torrian Jones	85	-	85
Pat Rogers	-	71	71
Harold Swanagan	78	194	272
Totals	450	1434	1884

GAMES THIS SEASON WITH...

DOUBLE FIGURE POINTS		
Player	2017-18	Career
Bonzie Colson	9	69
Matt Farrell	9	40
T.J. Gibbs	5	10
Rex Pflueger	3	6
D.J. Harvey	3	3
Martinas Geben	4	6
Austin Torres	0	1
30-PLUS POINTS		
Bonzie Colson	0	2
20-PLUS POINTS		
Bonzie Colson	4	20
T.J. Gibbs	3	3
Matt Farrell	1	4
10-PLUS REBOUNDS		
Bonzie Colson	4	29
Rex Pflueger	1	1
Martinas Geben	1	2
10-PLUS ASSISTS		
Matt Farrell	0	1
DOUBLE-DOUBLES		
Bonzie Colson	4	27
Rex Pflueger	1	1
Martinas Geben	1	1
Matt Farrell	0	1

625 AND COUNTING

Notre Dame has made at least one three-pointer in 625 straight contests dating back to the 1998-99 campaign. The Fighting Irish have made at least one three pointer during every game of the Mike Brey era. The last time an Irish team failed to hit a three-pointer in a game was in a 101-70 loss to Connecticut at the Hartford Civic Center on Jan. 12, 1999. Notre Dame finished 0-7 from beyond the arc in that contest.

GAME-BY-GAME STARTING LINEUP

DATE	OPPONENT	RESULT	STARTING LINEUP	LINEUP RECORD
11/11/17	at DePaul	W, 72-58	Colson, Farrell, Geben, Gibbs, Pflueger	1-0
11/13/17	Mount St. Mary's	W, 88-62	Colson, Farrell, Geben, Gibbs, Pflueger	2-0
11/16/17	Chicago State	W, 105-66	Colson, Farrell, Geben, Gibbs, Pflueger	3-0
11/20/17	vs Chaminade	W, 83-56	Colson, Farrell, Geben, Gibbs, Pflueger	4-0
11/21/17	vs LSU	W, 92-53	Colson, Farrell, Geben, Gibbs, Pflueger	5-0
11/22/17	vs Wichita State	W, 67-66	Colson, Farrell, Geben, Gibbs, Pflueger	6-0
11/30/17	at Michigan State	L, 63-81	Colson, Farrell, Geben, Gibbs, Pflueger	6-1
12/3/17	St. Francis Brooklyn	W, 71-53	Colson, Farrell, Geben, Gibbs, Pflueger	7-1
12/5/17	Ball State	L, 77-80	Colson, Farrell, Geben, Gibbs, Pflueger	7-2

VETERAN IRISH TEAM ACCEPTS SEVEN PRE-CONFERENCE ROAD CHALLENGES

Notre Dame will play seven of its first 13 games this season, all of those games occurring before Atlantic Coast Conference play begins, away from Purcell Pavilion. The seven away games before conference play this year marks the most since 2001-02, when Mike Brey's second Notre Dame team played in the Hawaii-Pacific Thanksgiving tournament (three games), against DePaul in the United Center, at Indiana, at Miami (Ohio) and at Canisius (along with a neutral site game with Alabama in the New Orleans Arena).

Notre Dame finished 22-11 and 10-6 in the BIG EAST and advanced to the second round of the NCAA tournament in 2001-02.

The Irish join North Carolina and Miami at the only ACC teams this season to play seven games away from their respective home courts before conference play begins.

BACK-TO-BACK IN-SEASON TOURNAMENT MVPs FOR FARRELL

Safe to say that senior guard Matt Farrell embraces the competition of in-season tournaments. The Bridgewater, N.J., native enjoyed his break out performances at the 2016 Legends Classic in the Barclays Center, earning tournament MVP honors.

He stepped up another level at the 2017 Maui Jim Maui Invitational, leading the Irish through three victories - including a career-high 27 points against Chaminade and the play of the game in the rally over No. 6/6 Wichita State, stealing an in-bounds pass with less than a minute remaining and finding Bonzie Colson to cut the Shocker lead to one point.

In the past two in-season tournaments, Farrell is averaging 19.4 ppg, shooting .482 from 3FG and averaging 5.4 apg.

Tournament	Opponent	FG	3FG	FT	REB	F	PTS	A	TO	BLK	STL	MIN
2016 Legends Classic	Colorado	7-13	2-4	4-4	0-1-1	3	20	6	0	0	3	32
2016 Legends Classic	Northwestern	5-11	2-4	6-6	1-2-3	2	18	6	1	0	1	34
Tournament Totals		12-25	4-8	10-10	1-3-4	5	38	12	2	0	4	66
Tournament Average		.480	.500	1.000	2.0		19.0	6.0	1.5		2.0	33
2017 Maui Invitational	Chaminade	9-12	4-7	5-7	0-0-0	2	27	4	4	0	1	30
2017 Maui Invitational	LSU	5-14	4-10	3-3	0-1-1	0	17	7	1	0	1	31
2017 Maui Invitational	Wichita State	6-14	2-4	1-1	0-4-4	1	15	4	5	0	3	39
Tournament Totals		20-40	10-21	9-11	0-5-5	3	59	15	10	0	5	100
Tournament Average		.500	.476	.818	1.6		19.6	5.0	3.3	0	1.6	33.3
All Tourney Totals		32-65	14-29	19-21	1-8-9	8	97	27	12	0	9	166
All Tourney Average		.492	.482	.904	1.8		19.4	5.4	2.4		1.8	33.2

GEBEN'S BIG MOMENT

Senior forward Martinas Geben has been playing his best basketball at Notre Dame early this season and stepped up in a clutch situation at the 2017 Maui Jim Maui Invitational.

With the Irish trailing by a point and three seconds remaining, Geben was fouled on an in-bounds play and sent to the foul line. A consistent free throw shooter in practice, Geben has not seen many opportunities in his career (he was 53-70, .750 percentage, before the two attempts against Wichita State) but stepped up to convert both free throw attempts and provide the game-winning points.

Geben's final two games in Maui, 10 pts vs. LSU and a career-high matching 12 against Wichita State, mark the first time in his career he has posted back-to-back double-digit scoring games. He also is shooting .721 from the floor this year (31-43).

The single-season record for field goal percentage (minimum of 150 attempts) is .656 by Bruce Flowers in 1978-79.

COLSON PACING THE ACC IN FIVE STATISTICAL CATEGORIES

Bonzie Colson, the Preseason Atlantic Coast Conference Player of the Year, has been backing up that accolade with his play on the court early in the 2017-18 season. Colson is currently the only ACC player to rank among the top five in five different individual statistical categories:

Category	Rank	Statistic
Scoring	4th	19.6
Rebounding	5th	9.3
Steals	3rd	2.11
Blocked Shots	4th	2.44
Defensive Rebounds	2nd	7.56

COLSON A CONSENSUS PRESEASON ALL-AMERICAN

Bonzie Colson, the top returning rebounder and second-leading returning scorer in the ACC, has been named a 2016-17 Preseason All-American by a majority of the publications and websites that cover college basketball. The Associated Press, Sports Illustrated, The Sporting News, The Athletic and Blue Ribbon Yearbook all placed Colson on their preseason first team.

In addition, Colson was named the preseason national player of the year by the Blue Ribbon Yearbook and the ACC Preseason Player of the Year.

COLSON NAMED TO ASSOCIATED PRESS PRESEASON ALL-AMERICA TEAM

The Associated Press has announced its 2017-18 Preseason All-America Team and senior forward Bonzie Colson was the second-leading vote getter on the five-person team. Colson is a consensus preseason All-American for the 2017-18 season after averaging 17.8 points and 10.1 rebounds per game in 2016-17.

The 2017-18 AP Preseason All-America Team:

Name	School	Class	Votes
Mile Bridges	Michigan State	Sophomore	61
BONZIE COLSON	Notre Dame	Senior	47
Allonzo Trier	Arizona	Junior	39
Jalen Brunson	Villanova	Junior	33
Michael Porter, Jr.	Missouri	Freshman	30

COLSON REACHES 1,300-POINT, 700-REBOUND CAREER PLATEAU

Senior forward Bonzie Colson has joined an elite statistical club in Notre Dame basketball history, becoming the 10th Irish player to score over 1,300 points and pull down 700 rebounds. Here is the full list, with Colson as the fourth player to reach the statistical milestones under Mike Brey (Harangody, Murphy, Connaughton):

Name	Years	Points	Rebounds
Luke Harangody	2006-10	2,476	1,222
Adrian Dantley	1973-76	2,223	843
Pat Garrity	1994-98	2,058	776
Troy Murphy	1998-2001	2,011	924
Tom Hawkins	1956-69	1,820	1,318
Bob Arnzen	1966-69	1,665	944
Bob Whitmore	1966-69	1,580	1,043
LaPhonso Ellis	1988-92	1,505	1,075
Pat Connaughton	2011-15	1,465	823
BONZIE COLSON	2014-current	1,394	772

NOTRE DAME PICKED THIRD IN ACC PRESEASON POLL

The University of Notre Dame men's basketball team has been selected to finish third in the Atlantic Coast Conference for the 2017-18 season. The poll was conducted as part of the league's annual media day activities in Charlotte, North Carolina, on Wednesday, October 25.

The third-place preseason team poll position marks the high mark for the Irish in the ACC (Notre Dame joined the league for the 2013-14 season) and highest preseason conference mark since the 2012-13 team was selected to finish third in the BIG EAST Conference. The third-place recognition matches the top preseason conference ranking in program history. The Irish also were selected to finish third in the BIG EAST in 2003-04.

The preseason poll also points out just how difficult the ACC schedule will be for the Irish this season. Notre Dame is the only conference school with road games at Duke (1st), North Carolina (2nd) and Virginia (6th).

BONZIE COLSON NAMED ACC PRESEASON PLAYER OF THE YEAR

Senior forward Bonzie Colson was overwhelmingly voted as the Atlantic Coast Conference Preseason Player of the Year as part of the league's annual media day activities in Charlotte, North Carolina, on Wednesday, October 25. Colson, who led the league in rebounding (10.1) during the 2016-17 season and finished ninth in scoring (17.8), received 49 of the 69 possible votes for the preseason player of the year nod. He was the lone ACC player to average a double-double per game last season.

Colson is the first Notre Dame player to earn a preseason conference player of the year award since Luke Harangody repeated as the BIG EAST preseason player of the year in 2008-09 and 2009-10. Colson also joins Jerian Grant (2013-14, 2014-15) and Demetrius Jackson (2015-16) as Irish players selected to the preseason all-ACC team.

Other previous Notre Dame preseason conference player of the year selections include Pat Garrity (BIG EAST, 1997-98) and Troy Murphy (BIG EAST, 2000-01). Murphy ended up earning the BIG EAST Player of the Year award at the end of the 2000-01 campaign.

Colson was also named to the Preseason All-ACC First Team.

2017-18 ACC STANDINGS
AS OF DEC. 7, 2017

	Team	Overall	ACC
1.	Duke	11-0	0-0
2.	Florida State	8-0	0-0
	Miami	8-0	0-0
4.	North Carolina	9-1	0-0
5.	Virginia	8-1	0-0
	Virginia Tech	8-1	0-0
7.	Clemson	7-1	0-0
	Syracuse	7-1	0-0
9.	NC State	7-2	0-0
	NOTRE DAME	7-2	0-0
10.	Louisville	5-2	0-0
11.	Boston College	6-3	0-0
12.	Pittsburgh	5-4	0-0
	Wake Forest	5-4	0-0
14.	Georgia Tech	4-4	0-0

ACC WEEKLY AWARDS

Week	Award	Name	Team	Date
1	Player	Marvin Bagley III	Duke	11/13/17
1	Player	Luke Maye	UNC	11/13/17
1	Freshman	Marvin Bagley III	Duke	11/13/17
2	Player	Grayson Allen	Duke	11/20/17
2	Freshman	Wendell Carter, Jr.	Duke	11/20/17
3	Player	Marvin Bagley III	Duke	11/27/17
3	Freshman	Marvin Bagley III	Duke	11/27/17
4	Player	Luke Maye	UNC	12/4/17
4	Freshman	Marvin Bagley III	Duke	12/4/17

IRISH IN ACC STAT RANKINGS

AS OF DEC. 7, 2017

SCORING

Rank	Name	Stat
4	Bonzie Colson	19.6
15	Matt Farrell	15.7
24	T.J. Gibbs	13.6

REBOUNDING

5	Bonzie Colson	9.3
---	---------------	-----

STEALS

3	Bonzie Colson	2.11
---	---------------	------

THREE-POINT PERCENTAGE

2	T.J. Gibbs	.525
10	Matt Farrell	.373

ASSISTS

t-6	Matt Farrell	5.00
-----	--------------	------

THREE-POINT FGS MADE

6	Matt Farrell	2.44
t-7	T.J. Gibbs	2.33

ASSIST/TURNOVER RATIO

6	T.J. Gibbs	2.70
---	------------	------

BLOCKED SHOTS

4	Bonzie Colson	2.44
---	---------------	------

DEFENSIVE REBOUNDS

2	Bonzie Colson	7.56
---	---------------	------

MINUTES PLAYED

6	T.J. Gibbs	34.33
9	Matt Farrell	34.11
17	Bonzie Colson	32.00
20	Rex Pflieger	31.33

A SEASON OF MILESTONES AHEAD FOR MIKE BREY

Notre Dame head coach Mike Brey is poised to reach three key milestones in his coaching career this season.

Brey is five wins away from becoming the all-time wins leader at Notre Dame (389 current, 393 is the record).

Brey is 11 wins away from 400 at Notre Dame, which would make him the 13th active coach to have 400 wins at his current school.

Brey is 12 wins away from 500 in his coaching career, on pace to become the 31st active coach to reach 500 career wins.

Should Brey reach the 500-win barrier, he will join Mike Krzyzewski, Jim Boeheim, Roy Williams, Greg Kampe, Tony Shaver, Tom Izzo, Fran Dunphy, Bob McKillop, Jay Wright and Mark Few as the only current coaches to win 500 or more games while coaching at just one or two schools.

See pages 10 and 11 of this notes package for more historical and background information on Mike Brey.

Counting up to the record-breaking 394th win, Purcell Pavilion has unveiled a banner hanging from the arena catwalk. It will be updated with Coach Brey's win total throughout #BreysChase.

BREY AMONG THE BEST IN CRUNCH TIME

Notre Dame head coach Mike Brey was recently declared the second-best 'crunch time' college basketball coach by The Athletic's Ken Pomeroy. Using his win probability model, Pomeroy assessed a coach's ability to make halftime adjustments. He looked at every game coached over the past eight seasons to determine if a team won more games than it should have based on its halftime win probability.

Here are the top five on the list for post-halftime performance (minimum 150 games, win percentage is relative to expectation).

Head Coach	School	Games	Win Percentage
Dana Altman	Oregon/Creighton	287	0.634
MIKE BREY	NOTRE DAME	280	0.613
Ron Cottrell	Houston Baptist	226	0.600
Bill Self	Kansas	294	0.595
Ed Cooley	Providence	270	0.593

BASKETBALL TIMES PROCLAIMS NOTRE DAME ONE OF THE TOP PROGRAMS IN THE NATION

The Basketball Times, utilizing a blue ribbon panel and five different ranking criteria, named Notre Dame the second-best college basketball program in the nation on November 1, 2017. With input from a panel of basketball writers, the five criteria - winning percentage over the past 10 years, NBA players, the federal graduation rate of the last four-year class, the U.S. News and World Report analysis of best colleges (graduation rate with perceived value of a diploma) and program cleanliness, the Irish finished with an average of 9.3, behind Duke and ahead of Wisconsin (9.5), Gonzaga (10.2) and Villanova (10.5).

The Basketball Times also ranked head coaches across the country, with Mike Brey taking up the fourth spot in a ranking of 35 coaches.

BASKETBALL TIMES PROGRAM RANKINGS

Ranking	School	Average
1	Duke	3.5
2	Notre Dame	9.3
3	Wisconsin	9.5
4	Gonzaga	10.2
5	Villanova	10.5

BASKETBALL TIMES HEAD COACH RANKINGS

Ranking	Coach	School	Points (first place votes)
1	Mike Krzyzewski	Duke	339 (7)
2	Jay Wright	Villanova	323
3	Tom Izzo	Michigan State	314 (1)
4	MIKE BREY	Notre Dame	308 (1)
5	Mark Few	Gonzaga	304

This year's panelists included Nicole Auerbach, Rick Bozich, Ken Davis, Blair Kerkhoff, Angela Lento, Mike Lopresti, Randy McClure, Kevin McNamara, Mike Waters and Dick 'Hoops' Weiss.

WINNINGEST CLASS AT NOTRE DAME?

The 2016-17 senior class of Steve Vasturia, V.J. Beachem and graduate student Patrick Mazza matched the school record for wins over a four-year stretch last season, joining the 2012-13 group of Joey Brooks, Mike Broghammer, Jack Cooley and Scott Martin with 97 wins.

The 2017-18 senior class of Bonzie Colson, Matt Farrell, Martin Geben, Matt Gregory and graduate student Austin Torres are already on pace to surpass that school record this season.

MOST WINS - FOUR YEAR SPAN:

Year 1	Wins	Year 2	Wins	Year 3	Wins	Year 4	Wins	Total
2014-15	32	2015-16	24	2016-17	26	2017-18	7	89
2013-14	15	2014-15	32	2015-16	24	2016-17	26	97
2009-10	23	2010-11	27	2011-12	22	2012-13	25	97
2007-08	25	2008-09	21	2009-10	23	2010-11	27	96
2012-13	25	2013-14	15	2014-15	32	2015-16	24	96
2011-12	22	2012-13	25	2013-14	15	2014-15	32	94

SUCCESS ON TOBACCO ROAD

Notre Dame joined the ACC at the start of the 2013-14 basketball season. The Irish ended up 0-3 in the state of North Carolina that year (65-58 loss at Wake Forest, 63-61 loss at North Carolina, 81-69 loss to Wake Forest in the ACC Tournament in Greensboro).

Since breaking through for the program's first win in Chapel Hill, 71-70, at North Carolina on Jan. 5, 2015, the Irish have won eight of the last 10 games they have played on 'Tobacco Road':

Opponent	W/L	Score	Date
at North Carolina	W	71-70	Jan. 5, 2015
at NC State	W	81-78 (OT)	Jan. 25, 2015
at Duke	L	60-90	Feb. 7, 2015
vs. Miami	W	70-63	March 12, 2015*
vs. Duke	W	74-64	March 13, 2015*
vs. North Carolina	W	90-82	March 14, 2015*
at Duke	W	95-91	Jan. 16, 2016
at Wake Forest	W	69-58	Feb. 24, 2016
at North Carolina	L	72-84	Feb. 5, 2017
at NC State	W	81-72	Feb. 18, 2017

* - 2015 ACC Championship, Greensboro Coliseum

Notre Dame's 'Tobacco Road' success will be tested this season as the team faces trips to Duke (Jan. 29), NC State (Feb. 3), North Carolina (Feb. 12) and Wake Forest (Feb. 24).

TEAM ACC STAT RANKINGS

AS OF DEC. 7, 2017

2	Assist/Turnover Ratio	1.62
2	Three Point FG Percentage	.408
3	Turnover Margin	+3.56
4	Steals	7.67
5	Scoring Defense	63.9
5	Three Point FG % Defense	.306
5	Three Point FGs Made	7.89
6	Scoring Offense	79.8
6	Free Throw Percentage	.732
6	Field Goal Percentage	.501
7	Field Goal Percentage Defense	.395
7	Scoring Margin	+15.9
8	Blocked Shots	4.89
t-8	Assists	14.78
11	Defensive Rebounds	26.00
11	Offensive Rebounds	8.67
11	Rebounding Offense	34.7
11	Rebounding Defense	34.3
14	Rebounding Margin	+0.3

TEAM NCAA STAT RANKINGS

AS OF DEC. 6, 2017

1	Personal Fouls Per Game	12.9
4	Turnovers Per Game	9.1
10	Assist/Turnover Ratio	1.62
25	Fewest Fouls	116
25	Fewest Turnovers	82
29	Three Point Field Goal %	40.8
31	Field Goal Percentage	50.1
32	Total Blocks	44
31	Scoring Margin	15.9
44	Scoring Defense	63.9
50	Blocked Shots Per Game	4.9

2017-18 SIGNING DAY

The University of Notre Dame men's basketball team and Glenn and Stacey Murphy Head Men's Basketball Coach Mike Brey announced the signing of four highly rated student-athletes to National Letters of Intent to attend the University and compete in basketball starting in the 2018-19 season on Nov. 8, 2017.

Among the national recruiting services rankings, the class is ranked third by ESPN, seventh by 24/7 Sports and 11th by Rivals.

ROBBY CARMODY

Guard | 6-4 | 200

Mars, PA

Mars Area High School

ESPN 80 | Rivals 87 | 24/7 82

CHRIS DOHERTY

Forward | 6-7 | 225

Marlborough, MA

Marlborough High School

DANE GOODWIN

Guard | 6-5 | 205

Upper Arlington, OH

Upper Arlington High School

ESPN 77 | Rivals 106 | 24/7 85

PRENTISS HUBB

Guard | 6-3 | 175

Upper Marlboro, MD

Gonzaga College High School

ESPN 91 | Rivals 84 | 24/7 67

NATE LASZEWSKI

Forward | 6-10 | 205

Jupiter, FL

Northfield Mount Hermon (MA)

ESPN 51 | Rivals 70 | 24/7 91

NOTRE DAME BASKETBALL
RADIO NETWORK

The Notre Dame Basketball Radio Network is produced by Fighting Irish Media and features play-by-play announcer Jack Nolan, in his 36th year of announcing Notre Dame basketball on radio or television and three Irish alumni as analysts: LaPhonso Ellis ('92), Jordan Cornette ('05) and Zach Hillesland ('09).

NOTRE DAME BASKETBALL RADIO NETWORK AFFILIATES

Online	WatchND.tv
Sirius/XM	Channel TBA On A Game-By-Game Basis
South Bend, IN	WSBT AM 960/FM 96.1
Chicago, IL	ESPN AM 1000
Indianapolis, IN	WXNT AM 1430
Fort Wayne, IN	WFGA FM 106.7
Michigan City/Gary, IN	WEFM FM 95.9
Woodstock, Ontario	CJFH-FM FM 94.3
Rockford, IL	WLUV AM 1520
Wheeling, WV	WKKX AM 1600

NOTRE DAME CAREER DOUBLE-DOUBLES

Bonzie Colson had tacked on four double-doubles in six games this season to continue his move up the all-time list for double-double performances at Notre Dame.

Six of the players above Colson on the career list played at least part of their careers for Mike Brey (Luke Harangody, Troy Murphy, Jack Cooley, Torin Francis, Zach Auguste) including current Irish assistant coach Ryan Humphrey.

Double-Doubles	Player	Seasons
64	Luke Harangody	2006-07, 2007-08, 2008-09, 2009-10
54	LaPhonso Ellis	1988-89, 1989-90, 1990-91, 1991-92
47	Bob Whitmore	1966-67, 1967-68, 1968-69
45	Troy Murphy	1998-99, 1999-2000, 2000-01
44	Bob Arnzen	1966-67, 1967-68, 1968-69
43	Walt Sahn	1962-63, 1963-64, 1964-65
40	Adrian Dantley	1973-74, 1974-75, 1975-76
40	Collis Jones	1968-69, 1969-70, 1970-71
34	Tom Hawkins	1956-57, 1957-58, 1958-59
33	Ron Reed	1962-63, 1963-64, 1964-65
32	Jack Cooley	2009-10, 2010-11, 2011-12, 2012-13
32	Ryan Humphrey	2000-01, 2001-02
31	Torin Francis	2002-03, 2003-04, 2004-05, 2005-06
29	Toby Knight	1973-74, 1974-75, 1975-76, 1976-77
27	BONZIE COLSON	2014-15, 2015-16, 2016-17
27	John Shumate	1972-73, 1973-74
25	Armand Reo	1959-60, 1960-61, 1961-62
25	Zach Auguste	2012-13, 2013-14, 2014-15, 2015-16
24	Monty Williams	1989-90, 1992-93, 1993-94
23	Gary Novak	1971-72, 1972-73, 1973-74

FORMER STANDOUTS RETURN TO THE IRISH BENCH:

The 2016-17 season marked the most significant shake up of Mike Brey's staff at Notre Dame, when Martin Ingelsby accepted the head coaching position at Delaware while Anthony Solomon moved to an assistant position at Georgetown (he is now currently at Dayton).

Brey immediately looked to his former players, hiring 2002 Notre Dame graduate and All-American Ryan Humphrey and 2009 standout shooting guard Ryan Ayers to fill his two coaching vacancies. Three-time team captain Eric Atkins, a 2014 Notre Dame graduate, then came aboard as the video coordinator.

Joining long time director of basketball operations Harold Swanagan (2002 Notre Dame graduate), Brey's staff now features four of his former players on the game day bench.

Here is a breakdown of the Irish staff members and their statistics at Notre Dame (Humphrey played his first two seasons at Oklahoma, those numbers are not included here).

	G-GS	FG-A	Pct.	3FG-3A	Pct.	FTM-FTA	Reb	Avg	Ast.	Stl.	Blk.	Pts	Avg
Ayers	117-51	257-590	.436	170-401	.424	79-101	284	2.4	106	72	47	763	11.1
Atkins	133-105	480-1149	.418	178-469	.380	283-412	343	2.6	589	249	12	1421	10.7
Humphrey	60-60	397-801	.495	8-21	.381	195-344	597	10.0	121	54	166	997	16.6
Swanagan	127-78	301-529	.569	0-2	.000	182-296	587	4.6	113	72	49	784	6.2
TOTALS	437-294	1435-3069	.468	356-893	.399	739-1153	1811	4.1	929	447	274	3965	9.1

NCAA STATISTICAL LEADER

Notre Dame finished the 2016-17 season with an 80.0% team free throw percentage, setting an ACC record and leading the country in that category. It also is the 10th-best all-time in the history of NCAA basketball (Harvard holds the record of 82.2 in 1983-84).

It marks the fourth time a Mike Brey coached team has led the country in a statistical category. A rundown of Notre Dame's NCAA statistical championships:

Category	Statistic	Season
Free Throw Percentage	80.0	2016-17
Fewest Fouls	15.11/g	2015-16
Fewest Turnovers	9.53/g	2008-09
Assist/Turnover Ratio	1.75	2008-09

NOTRE DAME EARNS ANOTHER ARENA DEDICATION GAME IN STATE OF ILLINOIS

Notre Dame's season-opening 72-58 victory at DePaul on Saturday, November 11, marked the dedication game of Wintrust Arena in downtown Chicago. The win marked Notre Dame's second consecutive victory in an arena dedication game in the state of Illinois, as the Irish defeated Illinois 84-79 in the State Farm Center dedication on Dec. 2, 2015 (also a part of the ACC-Big Ten Challenge that season).

The Irish have now participated in the opening of five arenas on the road in program history. Here is a list of those contests, which also includes the Joyce Center/Purcell Pavilion dedication game with UCLA in 1968.

Hinkle Fieldhouse	3/7/1928	Butler	L (OT)	13	21
Scandlon Physical Education Center*	12/3/1968	King's College	W	84	54
Joyce Center (now Purcell Pavilion)	12/7/1968	UCLA	L	75	88
Athletics-Recreation Center	12/9/1984	Valparaiso	W	88	57
State Farm Center	12/2/2015	Illinois	W	84	79
Wintrust Arena	11/11/2017	DePaul	W	72	58

* - was also the first game of the 1968-69 season.

November 11, 2017, was not the first dedication that has taken place during a Notre Dame - DePaul game. On December 14, 2003, the Irish and Blue Demons met at Allstate Arena for the dedication of Ray and Marge Meyer Court - honoring the Hall of Fame DePaul coach and former Irish basketball team captain. Notre Dame won that meeting 82-69.

Also on January 29, 1934, Notre Dame was part of the first college basketball doubleheader ever played in Madison Square Garden. The Irish lost to NYU 18-26, while St. John's lost to Westminster 37-33 in front of 16,138 fans.

WHAT THEY ARE SAYING...

E Jay Bilas - ESPN.com • Dec. 5, 2017
 "The Irish are older and sound. Mike Brey has two absolute studs in Bonzie Colson, the first player under 6-foot-7 to lead the ACC in rebounding since 1958, and Matt Farrell, the first player to ever start at point guard one year and be the leprechaun the next. Notre Dame got hit with a bag of wrenches at Michigan State, but this team is very good, and better on the defensive end."

R Mark Titus - The Ringer • Dec. 1, 2017
 "Matt Farrell and Bonzie Colson form the best (or at least the most fun to watch) two-man game in America. When the Irish are cooking on offense, they're capable of putting up a ton of points in a hurry. Thursday's outing confirmed my suspicion that Notre Dame to no. 5 in the AP poll after winning the Maui Invitational was an overreaction, but that's OK. This year's group should be very good and occasionally great, and that's certainly worth getting excited about if you're an Irish fan."

T Tom Noie @tnoieNDI • Nov. 30, 2017
 Leaving this quote from Tom Izzo here...
 "Don't underestimate how good Notre Dame is. "We beat a damn good team. (Mike Brey's) team, I think, will be playing a long time come March and April."

D Dick Vitale @DickieV • Nov. 26, 2017
 Hoops @NDmbb under @NDMikeBrey is going uptown bigtime. He has the best recruiting class he's ever had since he's been at the Golden Dome. Now getting blue chip talent - keeping them in the upper echelon of the #1 conf in hoops

D Dana O'Neil @DanaONeilWriter • Nov. 23, 2017
 I am thankful for Mike Brey and every coach who remembers this is supposed to be fun.

M Matt Fortuna @Matt_Fortuna • Nov. 22, 2017
 Matt Farrell: The most Notre Dame basketball player ever. Or at least since Pat Connaughton.

T Tim Brando @TimBrando • Nov. 21, 2017
 Notre Dame plays with an incredible basketball IQ. LSU's impressive victory over Michigan last night was about effort, and emotion but tonight they'll really have to defend. The Irish will contend for @theACC Title again this season.

I Irish Illustrated @PeteSampson_ • Nov. 16, 2017
 I'm not making the case that TJ Gibbs is Notre Dame's best guard. I'm just saying he might be on some nights. Incredible improvement off the dribble and in his shot.

NOTRE DAME MEN'S BASKETBALL COACHING HISTORY

Coach	Wins	Losses	Ties	Win %	Total Games	NCAA Appearances	NCAA Tournament Wins	Total Seasons	Seasons Coached
Digger Phelps	393	197	0	.666	590	14	15	20	1971-72 – 1990-91
MIKE BREY	389	189	0	.674	578	12	13	18	2000-01 – current
George E. Keogan	332	100	1	.767	433	0	0	20	1923-24 – 1942-43
John Jordan	199	131	0	.603	330	6	8	13	1951-52 – 1963-64
John Dee	116	80	0	.592	196	4	2	7	1964-65 – 1970-71
John MacLeod	106	124	0	.461	230	0	0	8	1991-92 – 1998-99
Moose Krause	87	48	0	.644	135	0	0	6	1943-44, 1946-47 – 1950-51
Bertram Maris	78	20	0	.780	98	0	0	5	1907-08 – 1911-12
Jesse Harper	46	30	0	.605	76	0	0	6	1913-14 – 1918-19

NCAA ACTIVE COACHING WINS - AT CURRENT SCHOOL

as of Dec. 4, 2017

	Wins	Coach	School
1	1008	Mike Krzyzewski	Duke
2	908	Jim Boeheim	Syracuse
3	588	Greg Kampe	Oakland
4	551	Tom Izzo	Michigan State
5	536	Bob McKillop	Davidson
6	510	Mark Few	Gonzaga
7	423	Bill Self	Kansas
8	418	Phil Martelli	St. Joseph's
9	406	Roy Williams	North Carolina
10	394	Jay Wright	Villanova
11	389	MIKE BREY	Notre Dame
12	369	Rick Byrd	Belmont

NCAA ACTIVE COACHING WINS AT DIVISION I LEVEL

as of Dec. 4, 2017

	Wins	Coach	School
1	1081	Mike Krzyzewski	Army, Duke
2	908	Jim Boeheim	Syracuse
3	824	Roy Williams	Kansa, North Carolina
4	754	Bob Huggins	Akron, Cincinnati, Kansas State, West Virginia
5	739	Cliff Ellis	Coastal Carolina, Clemson, Auburn, South Alabama
6	701	John Calipari	Kentucky, Massachusetts, Memphis
7	641	Rick Barnes	Clemson, George Mason, Providence, Tennessee, Texas
8	630	Bill Self	Illinois, Kansas, Oral Roberts, Tulsa
9	606	Lon Kruger	Florida, Illinois, Kansas State, Oklahoma, UTRGV
10	602	Dana Altman	Creighton, Kansas State, Marshall, Oregon
11	588	Jim Larranaga	Bowling Green, George Mason, Miami (FL)
12	580	Tubby Smith	Georgia, Kentucky, Memphis, Minnesota, Texas Tech, Tulsa
13	551	Tom Izzo	Michigan State
14	544	Fran Dunphy	Penn, Temple
15	536	Bob McKillop	Davidson
16	517	Larry Eustachy	Colorado State, Idaho, Iowa State, Southern Mississippi, Utah State
17	516	Jay Wright	Hofstra, Villanova
18	515	John Beilein	Canisius, Michigan, Richmond, West Virginia
19	510	Mark Few	Gonzaga
	510	Leonard Hamilton	Florida State, Miami (FL), Oklahoma State
21	488	Steve Alford	Iowa, Missouri State, New Mexico, UCLA
	488	MIKE BREY	Delaware, Notre Dame
23	487	Kelvin Sampson	Houston, Indiana, Oklahoma, Washington State
24	475	Kevin Stallings	Illinois State, Pittsburgh, Vanderbilt

MIKE BREY, HEAD COACH

18th Season at ND | George Washington '82 | Career Record: 487-239 | ND Record: 388-187



In 17 seasons as the men's basketball coach at the University of Notre Dame, Mike Brey has guided the Fighting Irish to 388 victories and is poised to become the all-time winningest coach in the history of the program during the 2017-18 season.

The Irish are enjoying a recent stretch of success that ranks among the best in the 112-year history of basketball under the Golden Dome. Notre Dame was the only school in the nation to make back-to-back appearances in the NCAA Championship Elite Eight at the end of the 2015 and 2016 seasons, claimed an Atlantic Coast Conference title in 2015 and has made two ACC title game appearances in four years of ACC competition.

Brey was named head coach at Notre Dame on July 14, 2000. In his first season with the Irish, his team claimed the 2001 BIG EAST West Division championship and returned to the NCAA Championship for the first time in 12 seasons. Notre Dame soon became a regular in the NCAA tournament by making 12 appearances in 17 seasons with Brey on the sidelines.

In 2011, Brey was the recipient of both the Associated Press and the Henry Iba/USBWA National Coach of the Year award. He was named BIG EAST Coach of the Year in 2007, 2008 and 2011 and three of his players have been named BIG EAST Player of the Year.

Before arriving at Notre Dame, Brey was the head basketball coach at the University of Delaware, where he compiled a 99-52 mark from 1995-2000 and won America East Co-Coach of the Year honors in 1998. Prior to his time at Delaware, he was an assistant coach at Duke University. During his eight years at Duke, the Blue Devils advanced to the Final Four six times and won back-to-back national championships in 1991 and 1992.

Brey graduated from George Washington University in 1982. He played for and coached with legendary high school coach Morgan Wootten at DeMatha High School.

Brey serves on the Coaches vs. Cancer National Council and has helped raise over two million dollars for the organization. He has also partnered with the American Heart Association to create the Men of Heart initiative, raising funds and awareness for men's heart health. Brey is on the National Advisory Board of the Positive Coaching Alliance. He has been inducted into the University of Delaware and George Washington University Halls of Fame.

MIKE BREY YEAR-BY-YEAR AT NOTRE DAME

Year	Conference	Overall	Home	Away	Neutral	Ranked Teams	Conference	Conference Finish	Conference Tournament	Post Season
2000-01	Big East	20-10	12-4	6-4	2-2	4-3	11-5	1st - West	0-1 - QF	NCAA: 1-1 - 2nd Round
2001-02	Big East	22-11	9-4	8-4	5-3	3-6	10-6	2nd - West	1-1 - SF	NCAA: 1-1 - 2nd Round
2002-03	Big East	24-10	14-2	4-5	6-3	5-6	10-6	t-3rd - West	0-1 - QF	NCAA: 2-1 - Sweet 16
2003-04	Big East	19-13	11-7	6-5	2-1	2-8	9-7	7th	1-1 - QF	NIT: 2-1 - QF
2004-05	Big East	17-12	13-5	4-6	0-1	2-5	9-7	6th	0-1	NIT: 0-1
2005-06	Big East	16-14	12-5	4-7	0-2	1-7	6-10	t-11th	0-1	NIT: 1-1 - 2nd Round
2006-07	Big East	24-8	18-0	3-5	3-3	4-2	11-5	4th	1-1 - SF	NCAA: 0-1
2007-08	Big East	25-8	17-0	5-4	3-4	2-6	14-4	t-2nd	0-1 - QF	NCAA: 1-1 - 2nd Round
2008-09	Big East	21-15	15-3	3-8	3-4	3-9	8-10	t-9th	1-1 - QF	NIT: 3-1 - SF
2009-10	Big East	23-12	17-3	3-6	3-3	4-4	10-8	t-7th	2-1 - SF	NCAA: 0-1
2010-11	Big East	27-7	17-0	5-4	5-3	8-3	14-4	2nd	1-1 - SF	NCAA: 1-1 - 2nd Round
2011-12	Big East	22-12	16-1	5-5	1-6	5-5	13-5	3rd	1-1 - SF	NCAA: 0-1
2012-13	Big East	25-10	18-1	4-5	3-4	5-4	11-7	t-5th	2-1 - SF	NCAA: 0-1
2013-14	ACC	15-17	13-6	1-9	1-2	1-5	6-12	t-11th	0-1	—
2014-15	ACC	32-6	18-2	7-2	8-2	8-3	14-4	3rd	3-0 - C	NCAA: 3-1 - Elite Eight
2015-16	ACC	24-12	14-2	5-5	5-5	4-6	11-7	4th	1-1 - SF	NCAA: 3-1 - Elite Eight
2016-17	ACC	26-10	16-2	5-4	5-4	4-9	12-6	t-2nd	2-1 - F	NCAA: 1-1 - 2nd Round
2017-18	ACC	7-2	3-1	1-1	3-0	1-1	0-0			
Totals		389-189 (.674)	253-48 (.843)	79-89 (.476)	58-52 (.527)	66-92 (.420)	ACC: 43-29 (.597)	Avg Finish: 5.2	ACC: 6-2 (.665)	NCAA: 13-12 (.520)

QF - Quarterfinals | SF - Semifinals | F - Finalist | C - Champion

HONORS AND AWARDS

- 2011 AP, Henry Iba, Basketball Times, CollegeInsider.com National Coach of the Year
- 2007, 2008 & 2011 BIG EAST Coach of the Year
- 2008 Inaugural Skip Prosser Award
- 2006 University of Notre Dame Honorary Monogram
- George Washington and Delaware Athletics Hall of Fame

TEAM ACCOMPLISHMENTS

- 2015 ACC Champions
- 2015 & 2016 NCAA Elite Eight
- 14 NCAA Championship Appearances (12 at Notre Dame)
- 19 Postseason Appearances - Notre Dame: 12 NCAA, 4 NIT | Delaware: 2 NCAA, 1 NIT
- 3 Conference Players of the Year
- 6 NBA Draft Selections
- 19 All-Conference Selections

IN OVERTIME

Team	Date	W/L	ND	Opp	Ots
at Georgetown	2/9/02	W	116	111	4
at Boston College	1/25/03	W	101	96	1
Georgetown	2/1/03	W	93	92	2
at Pittsburgh	1/4/06	L	97	100	2
Georgetown	1/24/06	L	82	85	2
at Louisville	2/4/06	L	86	89	1
at Connecticut	2/21/06	L	74	75	1
at Michigan	3/20/06	L	84	87	2
Providence	1/31/08	W	81	74	1
at Louisville	1/12/09	L	73	87	1
at Louisville	2/17/10	L	89	91	2
at Marquette	3/6/10	W	63	60	1
vs. Georgia	11/25/10	W	89	83	2
Louisville	2/9/11	W	89	79	1
vs. Louisville	3/11/11	L	77	83	1
at Louisville	1/7/12	W	67	65	2
at Villanova	2/18/12	W	74	70	1
vs. USF	3/8/12	W	57	53	1
vs. Saint Joseph's	11/16/12	L	70	79	1
at DePaul	2/2/13	W	79	71	1
Louisville	2/9/13	W	104	101	5
DePaul	2/13/13	W	82	78	1
Canisius	12/29/13	W	87	81	1
Boston College	2/1/14	W	76	73	1
Clemson	2/11/14	W	68	64	2
Pittsburgh	3/1/14	L	81	85	1
Michigan State	12/3/14	W	79	78	1
Georgia Tech	1/3/15	W	83	76	2
at NC State	1/25/15	W	81	78	1
vs. Butler	3/21/15	W	67	64	1
vs. Duke	3/10/16	W	84	79	1
at Pittsburgh	12/31/16	W	78	77	1
Total			22-10		
			.688		

IN GAMES DECIDED BY ...

1 point	17-14
2 points	12-16
3 points	23-20
4 points	16-13
5 points	17-11
6 points	19-9
7 points	24-16
8 points	17-13
9 points	14-6
10 points	15-7
11-15 points	72-36
16-20 points	39-20
21-30 points	52-8
31-40 points	37-0
41-50 points	14-0
50+ points	1-0
Total	389-189



O
Rex Pflueger
 Guard | 6-6 / 206 | Junior
 Dana Point, CA | Mater Dei

MIKE BREY ON PFLUEGER

"Rex will have an increased offensive role this year. He also will have an increased leadership role but he can never forget the great defensive player he is and we will need that this year as well."

HONORS AND AWARDS

- 2017 Notre Dame Defensive Player of the Year
- 2016-17 All-ACC Academic Team
- 2016, 2017 ACC Academic Honor Roll

2017-18

- Will draw the assignment to defend opposing team's best perimeter scorer.
- Continued to flash his defensive prowess against St. Francis Brooklyn - matching his career high with four steals vs. the Terriers. Pflueger has now posted at least one steal in seven of Notre Dame's eight games, including four multiple steal games.
- Moved his career-high for point in a game to 15 at No. 3/3 Michigan State, shooting 6-of-7 from the floor, 3-of-4 from three-point range while adding two steals.
- Earned first career double-double against Mount St. Mary's, collecting 10 rebounds to go with 13 points, five assists and two steals.
- Grabbed a career-best eight rebounds and played a career-high 36 minutes in the season-opening victory at DePaul.

2016-17

- Key part of Notre Dame's defensive efforts during the run to the ACC Championship game, grabbing 14 rebounds with four steals in the three tournament games.
- Logged a career-high 35 minutes in the victory over Georgia Tech, scoring six points with four rebounds and three assists.
- First start of the season - and second of career - came vs. Wake Forest, playing 26 minutes with three rebounds and a career-best matching three blocked shots.
- Tipped a missed shot to V.J. Beachem with 0:28 remaining at Boston College, allowing Beachem to put the Irish ahead by four points from the free throw line in an eventual 84-76 win.
- Drive and dish to Bonzie Colson with 1:00 remaining broke a 70-70 tie in Notre Dame's eventual 75-70 victory over Clemson.
- Began the season with 11 consecutive games and 218 minutes without committing a turnover. The streak ended in the first half against Saint Peter's.
- Matched his career-high for three-point field goals in the victory over Fort Wayne, shooting 3-of-5 from three-point range for nine points, while also playing a season-high 26 minutes.
- Posted career-highs for rebounds (five), assists (five) and blocks (three) in the victory over North Carolina A&T.
- Returned to the lineup against Iowa and helped hold Hawkeyes leading scorer Peter Jok to 4-20 shooting and 15 points.
- Did not play against Chicago State to rest bruised ribs suffered Nov. 18 vs. Loyola Maryland.
- Filled up the stat sheet against vs. Loyola Maryland with seven points, three rebounds, two assists and two steals.
- Set career-highs for points (12) and field goals made (five) in the 92-49 victory over Seattle.
- Scored six points with three assists and three rebounds as the sixth man in the season-opening victory over Bryant.

2015-16

- Tipped in the game-winning rebound with 1.5 seconds remaining vs. Stephen F. Austin (3/20/16) in Notre Dame's 76-75 NCAA second round victory. It marked the lone field goal of the game for Pflueger (1-2) in 14 minutes of action.
- Iced the NCAA first round victory over Michigan (3/18/16), converting two

PFLUEGER GAMES WITH...

Category	17-18	Career
Double Figure Pts	3	6
20-Plus Points	0	0
30-Plus Points	0	0
10-Plus Rebounds	1	1
10-Plus Assists	0	0
Double-Double	1	1

free throws with .5 seconds remaining to provide the seven-point winning margin, giving him four points scored in Notre Dame's final two seconds of its first two NCAA tournament wins last season.

- Stepped up both on defense and offense vs. NC State (3/11/16) with a career-high four steals and a career-high three three-point field goals on the way to nine points in 24 minutes.
- Staked his bid for more playing time in 2015-16 with seven points, two blocks and two assists during Notre Dame's 95-91 victory at Duke (1/16/16), playing a then season-high 23 minutes.
- Saw a steady increase in playing time after the Duke game, culminating in a career game vs. Boston College (1/23/16) with 32 minutes played, 11 points and three rebounds.
- Earned first career start at Syracuse (1/28/16), playing 28 minutes and dish-ing out a career-best six assists.

PERSONAL

- Full name is Charles Rex Pflueger.
- Born in Mission Viejo, California.
- Son of Russell and Rebecca Pflueger with older brother, Devon.
- Enrolled in the Mendoza College of Business with a major in marketing.

PFLUEGER GAME-BY-GAME STATISTICS

	Opponent	FG-A	3FG-A	FT-A	O-D-R	PF	TP	A	TO	B	S	Min
11/11	*at DePaul	1-6	1-5	0-0	1-8-9	1	3	0	3	0	1	36
11/13	*Mount St. Mary's	3-8	0-0	7-8	4-6-10	1	13	5	0	0	2	33
11/16	*Chicago State	2-4	1-2	2-2	1-1-2	3	7	1	4	0	1	28
11/20	*vs. Chaminade	1-7	1-3	1-2	0-3-3	2	4	4	1	0	2	31
11/21	*vs. LSU	2-5	0-2	2-2	2-2-4	3	6	3	1	0	0	26
11/22	*vs. Wichita State	1-4	0-1	2-2	0-2-2	2	4	1	1	1	1	32
11/30	*at Michigan State	6-7	3-4	0-0	0-0-0	2	15	3	2	0	2	31
12/3	*St. Francis Brooklyn	4-9	0-1	0-2	4-3-7	1	8	2	1	1	4	30
12/5	*Ball State	4-8	2-4	1-1	2-1-3	1	11	3	1	0	3	35
12/9	at Delaware											
12/16	vs. Indiana											
12/19	Dartmouth											
12/21	SE Louisiana											
12/30	Georgia Tech											
1/3	NC State											
1/6	at Syracuse											
1/10	at Georgia Tech											
1/13	North Carolina											
1/16	Louisville											
1/20	at Clemson											
1/27	Virginia Tech											
1/29	at Duke											
2/3	at NC State											
2/6	Boston College											
2/10	Florida State											
2/12	at North Carolina											
2/17	at Boston College											
2/19	Miami (FL)											
2/24	at Wake Forest											
2/28	Pittsburgh											
3/3	at Virginia											

* - game started

PFLUEGER SEASON/CAREER HIGHS

Category	17-18 Season	Career
Points	15 at Michigan State (11/30/17)	15 at Michigan St. (11/30/17)
Rebounds	10 Mount St. Mary's (11/13/17)	10 Mount St. Mary's (11/13/17)
Assists	5 Mount St. Mary's (11/13/17)	6 at Syracuse (1/28/16)
Steals	4 St. Francis Brooklyn (12/3/17)	4 twice
Blocks	1 St. Francis Brooklyn (12/3/17)	3 twice
FGM	6 at Michigan State (11/30/17)	6 at Michigan St. (11/30/17)
3FGM	3 at Michigan State (11/30/17)	3 three times
FTM	7 Mount St. Mary's (11/13/17)	7 Mount St. Mary's (11/13/17)
Minutes	36 at DePaul (11/11/17)	36 at DePaul (11/11/17)

CAREER STATISTICS

Season	gp-gs	min/avg	Total		3-Point		F-Throws		Rebounds				Scoring							
			fg-fga	pct	fg-fga	pct	ft-fta	pct	off	def	tot	avg	pf	fo	ast	to	blk	stl	pts	avg
2015-16	30-1	398/13.3	21-55	.382	8-25	.320	20-21	.952	10	30	40	1.3	40	0	32	10	7	18	70	2.3
2016-17	35-11	750/21.4	59-133	.444	27-68	.397	19-29	.655	18	78	96	2.7	60	0	53	24	12	31	164	4.7
2017-18	9-9	282/31.3	24-58	.414	8-22	.364	15-19	.789	14	26	40	4.4	16	0	22	14	2	16	71	7.9
TOTAL	74-21	1430/19.3	104-246	.423	43-115	.374	54-69	.783	42	134	176	2.4	116	0	107	48	21	65	305	4.1

CONFERENCE STATISTICS

Season	gp-gs	min/avg	Total		3-Point		F-Throws		Rebounds				Scoring							
			fg-fga	pct	fg-fga	pct	ft-fta	pct	off	def	tot	avg	pf	fo	ast	to	blk	stl	pts	avg
2015-16	17-1	296/17.4	16-39	.410	6-18	.333	18-19	.947	5	22	27	1.6	30	0	25	4	5	14	56	3.3
2016-17	18-6	395/21.9	26-64	.406	14-37	.378	12-18	.667	9	40	49	2.7	38	0	30	18	5	15	78	4.3
TOTAL	35-7	691/19.7	42-103	.408	20-55	.364	30-37	.811	14	62	76	2.2	68	0	55	22	10	29	134	3.8



1

Austin Torres

Forward | 6-7 / 235 | Graduate
Granger, IN | Penn

MIKE BREY ON TORRES

"Austin will continue to be our energy guy off the bench, whether it is four minutes, eight minutes or 10 minutes he will come in, defend, run the floor and play post defense. He really understands his role and it will be an important one for us."

HONORS AND AWARDS

- 2017 Notre Dame Knute Rockne Scholar-Athlete
- 2016 ACC Academic Honor Roll

2017-18

- Has played a season-high nine minutes in the past two games (at Michigan State, vs. St. Francis Brooklyn).
- Made his season debut against Chicago State on Nov. 11, playing eight minutes and pulling down three rebounds.
- Missed the first two exhibition games of the season recovering from a stress fracture in his right leg. A full participant in practice as of Nov. 6.

2016-17

- The first Irish 'big man' off the bench, capable of adding instant energy and a defensive presence.
- Made his first career start at North Carolina (game played in Greensboro, N.C.).
- Announced on Jan. 19, 2017, at the Mike Brey Radio Show, his intention to return for a fifth year of eligibility in 2017-18 and pursue an MBA in the Mendoza College of Business.
- Focuses on playing short minutes at his highest effort on the defensive end.
- Provided huge minutes off the bench in the quick turnaround at Virginia Tech, playing nine minutes with four points and three rebounds.
- Played perhaps his best game in a Notre Dame uniform at Miami, scoring a season-high eight points on 4-of-5 shooting with two offensive rebounds
- Made a huge impact in four minutes against No. 9/9 Louisville, stealing a pass on the first possession on which he entered the game, eventually scoring six points with two blocks.
- Dished out a career-best three assists in the victory over North Carolina A&T.
- Scored a season high five points in the Legends Classic title game with North-western.
- Matched his career high in rebounds by pulling down six in the Legends Classic semifinal with Colorado.
- Played a then-season high 12 minutes vs. Loyola Maryland with two points, two assists and two rebounds.

2015-16

- Provided instant energy off the Irish bench.
- Played a season-high 14 minutes at Virginia.

2014-15

- Played in 27 contests in second season with Irish program after not seeing action during his freshman season in 2013-14.
- Averaged 2.1 ppg.(55 points) and 1.6 rebounds (28 rebounds) in 7.1 minutes per game.
- Played in 14 ACC contests and averaged 5.4 minutes in those games.
- Played 10-plus minutes in 10 contests.
- Reached double figures for the first time in his career against Purdue at the Crossroads Classic in Indianapolis, as he finished with 11 points.

TORRES GAMES WITH...

Category	17-18	Career
Double Figure Pts	0	1
20-Plus Points	0	0
30-Plus Points	0	0
10-Plus Rebounds	0	0
10-Plus Assists	0	0
Double-Double	0	0

PERSONAL

- Full name is Austin Michael Torres.
- Born in South Bend, Indiana.
- Son of Rick and Brenda Torres with younger brother, Anthony and younger sister, Alyssa.
- Mother Brenda is a Notre Dame graduate and played soccer for the Fighting Irish women's soccer team (1990-93).
- Grandfather Bernie Gorski attended Notre Dame.
- Represents men's basketball team on Notre Dame Student-Athlete Advisory Council (SAAC).
- Graduated in May of 2017 with a degree in management consulting from the Mendoza College of Business. Currently focused on graduate studies toward an eventual MBA.

TORRES GAME-BY-GAME STATISTICS

	Opponent	FG-A	3FG-A	FT-A	O-D-R	PF	TP	A	TO	B	S	Min
11/11	at DePaul				DNP							
11/13	Mount St. Mary's				DNP							
11/16	Chicago State	0-0	0-0	0-2	0-3-3	2	0	1	0	1	0	8
11/20	vs. Chaminade	1-1	0-0	0-0	0-1-1	0	2	0	0	1	0	7
11/21	vs. LSU	0-0	0-0	0-0	0-0-0	0	0	0	0	1	0	3
11/22	vs. Wichita State	0-0	0-0	0-0	2-0-2	0	0	0	0	0	0	4
11/30	at Michigan State	1-1	0-0	0-0	1-0-1	4	2	0	1	0	0	9
12/3	St. Francis Brooklyn	0-1	0-0	0-0	1-1-2	1	0	0	1	1	1	9
12/5	Ball State	0-0	0-0	0-0	0-0-0	1	0	0	0	0	0	1
12/9	at Delaware											
12/16	vs. Indiana											
12/19	Dartmouth											
12/21	SE Louisiana											
12/30	Georgia Tech											
1/3	NC State											
1/6	at Syracuse											
1/10	at Georgia Tech											
1/13	North Carolina											
1/16	Louisville											
1/20	at Clemson											
1/27	Virginia Tech											
1/29	at Duke											
2/3	at NC State											
2/6	Boston College											
2/10	Florida State											
2/12	at North Carolina											
2/17	at Boston College											
2/19	Miami (FL)											
2/24	at Wake Forest											
2/28	Pittsburgh											
3/3	at Virginia											

TORRES SEASON/CAREER HIGHS

Category	17-18 Season	Career
Points	2 twice	11 vs. Purdue (12/20/14)
Rebounds	3 Chicago State (11/16/17)	6 twice
Assists	1 Chicago State (11/16/17)	3 NC A&T (12/4/16)
Steals	1 St. Francis Brooklyn (12/3/17)	4 UMass Lowell (11/21/15)
Blocks	1 four times	2 three times
FGM	1 twice	4 twice
3FGM	—	—
FTM	—	3 vs. Purdue (12/20/14)
Minutes	9 twice	21 at Georgia Tech (1/28/17)

CAREER STATISTICS

Season	gp-gs	min/avg	Total		3-Point		F-Throws		Rebounds				Scoring							
			fg-fga	pct	fg-fga	pct	ft-fta	pct	off	def	tot	avg	pf	fo	ast	to	blk	stl	pts	avg
2014-15	27-0	192/7.1	24-35	.686	0-0	.000	7-10	.700	17	27	44	1.6	21	0	4	6	1	3	55	2.0
2015-16	27-0	120/4.4	10-20	.500	0-0	.000	4-10	.400	15	10	25	0.9	20	1	3	6	5	9	24	0.9
2016-17	36-1	261/7.3	21-38	.553	0-0	.000	6-18	.333	23	31	54	1.5	46	0	7	9	8	9	48	1.3
2017-18	7-0	41/5.9	2-3	.667	0-0	.000	0-2	.000	4	5	9	1.3	9	0	1	2	4	1	4	0.6
TOTAL	97-1	614/6.3	57-96	.594	0-0	.000	17-40	.425	59	73	132	1.4	96	1	15	23	18	22	131	1.4

CONFERENCE STATISTICS

Season	gp-gs	min/avg	Total		3-Point		F-Throws		Rebounds				Scoring							
			fg-fga	pct	fg-fga	pct	ft-fta	pct	off	def	tot	avg	pf	fo	ast	to	blk	stl	pts	avg
2014-15	14-0	75/5.4	10-15	.667	0-0	.000	1-3	.333	5	8	13	0.9	13	0	2	0	0	2	21	1.5
2015-16	15-0	68/4.5	3-9	.333	0-0	.000	1-4	.250	8	5	13	0.9	11	1	2	3	0	4	7	0.5
2016-17	18-1	129/7.2	12-19	.632	0-0	.000	3-10	.300	14	16	30	1.7	22	0	1	4	4	4	27	1.5
TOTAL	47-1	272/5.8	25-43	.581	0-0	.000	5-17	.294	27	29	56	1.2	46	1	5	7	4	10	55	1.2



3

D.J. Harvey

Guard | 6-6 ½ / 220 | Freshman
Bowie, MD | DeMatha

MIKE BREY ON HARVEY

"We need to get him ready because we are going to need him. His ability to score and rebound will be a key for us. He is physically ready to play ACC basketball as a freshman and we are going to need him to stretch the floor because he is a shooting threat."

2017-18

- Hit double-figure scoring for second time this season against Chaminade in the Maui Invitational, shooting 4-for-5 from the field with 12 points and two assists.
- Poured in an early career-high 16 points in 22 minutes in the victory over Chicago State on Nov. 16.
- Made his debut in an Irish uniform to score seven points off the bench in the season-opening victory at DePaul.

HIGH SCHOOL

- Averaged 17.3 points, 8.7 rebounds and 2.9 assists during his senior year at DeMatha High School.
- Led DeMatha to 118 wins in his four years at the school, third all-time behind Pittsburgh guard James Robinson (122) and former Kentucky guard Keith Bogans (120).
- A 2014 and 2015 first-team All-D.C. Metro Selection.
- Ranked as the number one player in the state of Maryland by 24/7 Sports and MaxPreps.
- National player rankings included #21 (MaxPreps), #43 (SI.com), #43 (Scout), #44 (24/7 Sports), #47 (ESPN) and #51 (Rivals).
- Joined former Irish All-American Adrian Dantley as the only DeMatha players to start a varsity game as a true freshman.
- Averaged 15.4 points and 7.0 rebounds during his junior season.
- Continues a strong DeMatha connection to Notre Dame basketball, with Irish head coach Mike Brey, associate head coach Rod Balanis, Jerian Grant (2012-15), Sid Catlett (1968-71), Bob Whitmore (1966-69) and Dantley (1969-70) all playing for the Stags.
- Whitmore was in attendance at DeMatha High School when Harvey signed his letter of intent to enroll at Notre Dame.

PERSONAL

- Full name is Darren Scott Harvey.
- Son of Darren and Yelonda Harvey.
- Enrolled in the First Year of Studies.

HARVEY GAMES WITH...

Category	17-18	Career
Double Figure Pts	3	3
20-Plus Points	0	0
30-Plus Points	0	0
10-Plus Rebounds	0	0
10-Plus Assists	0	0
Double-Double	0	0

HARVEY GAME-BY-GAME STATISTICS


	Opponent	FG-A	3FG-A	FT-A	O-D-R	PF	TP	A	TB	B	S	Min
11/11	at DePaul	3-4	1-1	0-0	0-3-3	2	7	0	0	0	0	16
11/13	Mount St. Mary's	3-5	0-1	0-0	0-3-3	0	6	2	0	1	0	24
11/16	Chicago State	5-8	2-4	4-5	2-2-4	1	16	2	1	0	1	22
11/20	vs. Chaminade	4-5	1-2	3-3	1-1-2	1	12	2	1	0	0	19
11/21	vs. LSU	2-4	1-3	0-1	1-2-3	0	5	0	0	1	1	20
11/22	vs. Wichita State	1-3	0-1	0-0	0-0-0	0	2	0	0	0	0	13
11/30	at Michigan State	0-3	0-1	0-0	1-2-3	1	0	0	1	0	0	16
12/3	St. Francis Brooklyn	2-6	1-2	5-6	0-3-3	0	10	0	1	0	1	24
12/5	Ball State	0-1	0-0	0-0	0-1-1	1	0	0	1	0	0	7
12/9	at Delaware											
12/16	vs. Indiana											
12/19	Dartmouth											
12/21	SE Louisiana											
12/30	Georgia Tech											
1/3	NC State											
1/6	at Syracuse											
1/10	at Georgia Tech											
1/13	North Carolina											
1/16	Louisville											
1/20	at Clemson											
1/27	Virginia Tech											
1/29	at Duke											
2/3	at NC State											
2/6	Boston College											
2/10	Florida State											
2/12	at North Carolina											
2/17	at Boston College											
2/19	Miami (FL)											
2/24	at Wake Forest											
2/28	Pittsburgh											
3/3	at Virginia											

HARVEY SEASON/CAREER HIGHS

Category	17-18 Season	Career
Points	16 Chicago State (11/16/17)	16 Chicago State (11/16/17)
Rebounds	4 Chicago State (11/16/17)	4 Chicago State (11/16/17)
Assists	2 twice	2 twice
Steals	1 three times	1 twice
Blocks	1 twice	1 twice
FGM	5 Chicago State (11/16/17)	5 Chicago State (11/16/17)
3FGM	2 Chicago State (11/16/17)	2 Chicago State (11/16/17)
FTM	5 St. Francis Brooklyn (12/3/17)	5 St. Francis Brooklyn (12/3/17)
Minutes	24 twice	24 twice

CAREER STATISTICS

Season	gp-gs	min/avg	Total		3-Point		F-Throws		Rebounds				Scoring							
			fg-fga	pct	fg-fga	pct	ft-fta	pct	off	def	tot	avg	pf	fo	ast	to	blk	stl	pts	avg
2017-18	9-0	161/17.9	20-39	.513	6-15	.400	12-15	.800	5	17	22	2.4	6	0	6	5	2	3	58	6.4
TOTAL	9-0	161/17.9	20-39	.513	6-15	.400	12-15	.800	5	17	22	2.4	6	0	6	5	2	3	58	6.4



5
Matt Farrell
 Guard | 6-1 / 175 | Senior
 Bridgewater, NJ | Point Pleasant Beach

MIKE BREY ON FARRELL

"The ultimate quarterback for our system. We will ask him to be more vocal this year because he is a senior. He needs to hunt his shot a little more early in the clock and not defer, because we are going to need scoring out of him."

HONORS AND AWARDS

- 2017-18 Wooden Award Top 50 (Top CBB Player)
- 2017-18 Naismith Award Watch List (Top CBB Player)
- 2017-18 Bob Cousy Award Watch List (Top CBB PG)
- 2017 Maui Invitational Tournament Most Valuable Player
- 2017 Maui Invitational All-Tournament Team
- 2017 ACC All-Tournament First Team
- 2017 All-ACC Honorable Mention
- 2017 Notre Dame Playmaker of the Year
- 2016 Legends Classic Tournament Most Valuable Player
- 2016 Legends Classic All-Tournament Team
- 2016 ACC Academic Honor Roll
- NBCSports.com Midseason All-American (third team)

2017-18

- Dominated the point guard position during the 2017 Maui Jim Maui Invitational, earning tournament MVP honors - the second consecutive in-season tournament MVP award for Farrell (2016 Legends Classic).
- Played 39 minutes in the come-from-behind victory over No. 6/6 Wichita State, including the possible play-of-the-game with his third steal in the back-court and assist to Bonzie Colson with just under a minute remaining - cutting Wichita State's lead to one point.
- Posted a career-best 27 points in the Maui Invitational opener against Chamaine, shooting 9-of-12 from the field.
- Dictated the pace of Notre Dame's dominating victory over LSU with eight points and five assists in the first half - eventually finishing with 17 points in the game.
- Put up 18 points, five rebounds, four assists and a career-high five steals in the victory over Chicago State on Nov. 16.
- Scored 13 points against Mount St. Mary's, 10 of those coming in the second half.
- Continued to show in penchant for big second half performances in the season opener, scoring 12 of his 15 points in the second half of the victory at DePaul, including 4-of-5 from three-point range while playing all 20 minutes.

2016-17

- One of the most improved players in the nation during the 2016-17 college basketball season.
- Finished with 16 points, four assists and four rebounds in the NCAA first-round victory over Princeton.
- Dished off 17 assists (5.6 pg) in three games during the ACC Championship, while scoring 14.0 ppg on the way to earning first-team all-tournament honors.
- Has scored in double figures in all but one (Virginia) ACC game this season and in 21 of the final 23 games of the season.
- Scored 11 points with eight assists and three steals at Louisville.
- Posted another great second-half effort in the victory over Georgia Tech, scoring 14 of his 17 points while hitting a career-high nine free throws.
- Dished out his 200th career assist at NC State, reaching the 200-assist milestone in 71 games played.
- Keyed Notre Dame's 10-point second-half comeback at Boston College with 11 points, three 3FGs (part of a career-high five 3FGs) and three steals.
- Posted second nine-assist game of the ACC campaign against No. 14/15 Florida State at Purcell Pavilion, while also scoring 15 points and matching career high with 5 rebounds.
- Shook off another tough first half at No. 10/12 Florida State to score 11 points

- with seven assists and just one turnover (after committing five in the first half).
- Rebounded from a tough first half against Clemson to shoot 4-of-6 in the second half (3-of-4 from 3FG) with 12 points, three assists, two steals and the game-sealing 3FG with :09 seconds left in the 75-70 victory.
- Faced the Louisville pressure defense and came up with a career-high matching 22 points, a career-best eight free throws, three rebounds and two assists.
- Matched a career-high with four 3FGM at Pittsburgh (his first career regular season ACC game start) ending with 16 points and the game-winning assist, finding Steve Vasturia in the corner as the clock wound down in overtime on a drive into the paint. Vasturia hit the game-winning three pointer with 2.5 remaining.
- One of the best players on the floor in the battle with No. 15/16 Purdue in the Crossroads Classic, scoring a career-high 22 points while adding a career-best 10 assists to record his first career double-double.
- The 20-point 10-assist performance was the first for Notre Dame since Jerian Grant accomplished the feat in the 2015 ACC Championship game against North Carolina.
- The first Notre Dame player in the Mike Brey era to connect on his first 27 free throw attempts of the season.
- String of 31 consecutive successful free throw attempts, dating back to the 2015-16 season, was snapped in the Saint Peter's game when he missed the front end of a flagrant foul call.
- Named the Legends Classic Tournament Most Valuable Player for his performance in the semifinals and finals at the Barclays Center (the site of his first two career starts with the Irish in the 2016 NCAA Tournament) averaging 19 points, six assists and two steals in the two victories.
- Scored Notre Dame's final five points in a come-from-behind victory over Northwestern in the Legends Classic championship game, including a drive/circus-shot 'and-one' to give Notre Dame the lead. His two free throws after grabbing a key defensive rebound sealed the four-point victory.
- Broke out for a career game in the Legends Classic semifinal with Colorado, scoring a career-high 20 points with six assists and three steals.

2015-16

- First four career starts came in Notre Dame's run to the Elite Eight in the 2015-16 NCAA Tournament.
- Finished the four-game stretch averaging 26.8 minutes, 6.5 ppg and 3.5 apg.
- Scored 10 points in the ACC/Big Ten Challenge victory at Illinois (12/2/15), his first career game in double-figures.
- Saw action in 28 games during the season.
- Played with the East Coast All-Stars in the summer of 2016, traveling to Italy and helping the team to a 3-1 record, averaging 11.5 ppg and 4.3 apg.

PERSONAL

- Full name is Matthew Thomas Farrell.
- Born in New Brunswick, New Jersey.
- Son of Robert and Michelle Farrell along with his older brother, Robert III.
- Brother, Robert "Bo" Farrell, was a 1st Lieutenant in the 3rd Calvary Regiment currently stationed at OB Fenty, Jalalabad, Afghanistan during a part of the 2016-17 basketball season.
- Bo surprised Matt by returning early from overseas in a reunion that made headlines across the country after the Colgate game on Dec. 19, 2016.
- Grandfather Robert Farrell Sr. is a 1954 Notre Dame graduate.
- Enrolled in the College of Arts and Letters with a major in film, television and theatre.

FARRELL GAME-BY-GAME STATISTICS

	Opponent	FG-A	3FG-A	FT-A	O-D-R	PF	TP	A	B	S	Min
11/11	*at DePaul	5-11	5-9	0-1	0-1-1	3	15	2	4	0	39
11/13	*Mount St. Mary's	5-15	2-6	1-1	1-2-3	2	13	5	0	0	32
11/16	*Chicago State	6-14	1-6	5-5	2-3-5	1	18	4	1	0	27
11/20	*vs. Chamaine	9-12	4-7	5-7	0-0-0	2	27	4	4	0	30
11/21	*vs. LSU	5-14	4-10	3-3	0-1-1	0	17	7	1	0	31
11/22	*vs. Wichita State	6-14	2-4	1-1	0-4-4	1	15	4	5	0	39
11/30	*at Michigan State	4-8	2-5	0-0	0-1-1	1	10	7	3	0	38
12/3	*St. Francis Brooklyn	4-14	0-8	4-6	0-3-3	1	12	4	0	0	32
12/5	*Ball State	4-9	2-4	4-4	0-0-0	1	14	8	0	0	39
12/9	at Delaware										
12/16	vs. Indiana										
12/19	Dartmouth										
12/21	SE Louisiana										
12/30	Georgia Tech										
1/3	NC State										
1/6	at Syracuse										
1/10	at Georgia Tech										
1/13	North Carolina										
1/16	Louisville										
1/20	at Clemson										
1/27	Virginia Tech										
1/29	at Duke										
2/3	at NC State										
2/6	Boston College										
2/10	Florida State										
2/12	at North Carolina										
2/17	at Boston College										
2/19	Miami (FL)										
2/24	at Wake Forest										
2/28	Pittsburgh										
3/3	at Virginia										

* - games started

FARRELL SEASON/CAREER HIGHS

Category	17-18 Season	Career
Points	27 vs. Chamaine (11/20/17)	27 vs. Chamaine (11/20/17)
Rebounds	5 Chicago State (11/16/17)	5 three times
Assists	8 Ball State (12/5/17)	10 vs. Purdue (12/17/16)
Steals	5 Chicago State (11/16/17)	5 Chicago State (11/16/17)
Blocks	-	2 Chicago State (11/26/16)
FGM	9 vs. Chamaine (11/20/17)	9 vs. Chamaine (11/20/17)
3FGM	5 at DePaul (11/11/17)	5 twice
FTM	5 twice	9 Georgia Tech (2/26/17)
Minutes	39 three times	42 at Pittsburgh (12/31/16)

FARRELL GAMES WITH...

Category	17-18	Career
Double Figure Pts	9	40
20-Plus Points	1	4
30-Plus Points	0	0
10-Plus Rebounds	0	0
10-Plus Assists	0	1
Double-Double	0	1

CAREER STATISTICS

Season	gp-gs		Total		3-Point		F-Throws		Rebounds				Scoring									
	gp	gs	fg-fga	pct	fg-fga	pct	ft-fta	pct	off	def	tot	avg	pf	fo	ast	to	blk	stl	pts	avg		
2014-15	15	0	62	4.1	3-13	.231	1-6	.167	7-8	.875	0	6	6	0.4	3	0	7	3	0	2	14	0.9
2015-16	28	4	374	13.4	23-63	.365	11-34	.324	15-17	.882	6	15	21	0.8	25	0	45	17	0	5	72	2.6
2016-17	36	36	1238	34.4	172-384	.448	81-193	.420	81-102	.794	9	63	72	2.0	71	0	196	91	5	51	506	14.1
2017-18	9	9	307	34.1	48-111	.432	22-59	.373	23-28	.821	3	15	18	2.0	12	0	45	18	0	12	141	15.7
TOTAL	88	49	1981	22.5	246-571	.431	115-292	.394	126-155	.813	18	99	117	1.3	111	0	293	129	5	70	733	8.3

CONFERENCE STATISTICS

Season	gp-gs		Total		3-Point		F-Throws		Rebounds				Scoring									
	gp	gs	fg-fga	pct	fg-fga	pct	ft-fta	pct	off	def	tot	avg	pf	fo	ast	to	blk	stl	pts	avg		
2014-15	5	0	13	2.6	0-3	.000	0-2	.000	2-2	1.000	0	2	2	0.4	0	0	1	1	0	1	2	0.4
2015-16	11	0	60	5.5	1-8	.125	1-4	.250	0-0	.000	1	1	2	0.2	5	0	9	3	0	2	3	0.3
2016-17	18	18	650	36.1	88-204	.431	48-106	.453	45-59	.763	5	32	37	2.1	38	0	94	51	2	30	269	14.9
TOTAL	34	18	723	21.3	89-215	.414	49-112	.438	47-61	.770	6	35	41	1.2	43	0	104	55	2	33	274	8.1



10

T.J. GibbsGuard | 6-3 / 188 | Sophomore
Scotch Plains, NJ | Seton Hall Prep**MIKE BREY ON GIBBS**

"T.J. will have an increased offensive role as he becomes more of a main guy and a starter. He needs to take the open shot and not turn it down because he is a good shooter. His energy and attacking style of play will help us."

HONORS AND AWARDS

- 2016-17 All-ACC Academic Team
- 2017 ACC Academic Honor Roll
- 2017 Notre Dame Newcomer of the Year

2017-18

- The key scorer in Notre Dame's victory over LSU in the Maui Invitational, scoring a career-best 26 points with six three pointers and four assists.
- Poured in 23 points against Chicago State on 8-of-11 shooting, including four three-point field goals and three free throws.
- Led the Irish to a season-opening victory at DePaul with a then career-high 21 points on 7-of-11 shooting with four three-point field goals and zero turnovers in a career-high 38 minutes of action.

2016-17

- Provided a spark off the bench against Boston College with four points, a team-high four assists, three rebounds and two steals - including both steals during a 15-0 run in the first half to help Notre Dame take control of the game.
- Made his first career start vs. No. 14/15 Florida State, logging 21 minutes, five points, two assists and a career-high matching four rebounds.
- Came off the bench to score 12 points, including 2-for-2 from 3FG range against No. 21/21 Duke.
- Played a career-high 25 minutes, scoring 12 points (first back-to-back double-digit scoring games of his career) at No. 10/12 Florida State, shooting 4-of-5 from the field with two 3FGs.
- Delivered huge bench minutes in the victory at Virginia Tech, scoring a career-high 13 points, shooting 5-of-7 from the floor.
- Played a key role in the road victory at Pittsburgh - his first career ACC game - stepping up in the second half off the bench to tie the game at 49-49 with a three pointer (13:32 remaining). Also deflected a handful of passes at the top of the 2-3 zone, allowing the Irish to get key defensive stops.
- Logged 20 minutes, scored 12 points and dished off a career-high seven assists in the victory over North Carolina A&T.
- Was all over the court in the victory over Seattle, scoring 11 points and leading the team in assists (five) and steals (three).
- Made his first career appearance in an Irish uniform in the season-opening victory over Bryant, playing 18 minutes, scoring his first career field goal, free throw, assist and steal against the Bulldogs.

HIGH SCHOOL

- All-time leading scorer in Seton Hall Prep school history.
- First team all-state selection in 2015-16 after leading Seton Hall prep to a 29-1 record, averaging 20.6 ppg, 4.2 rpg, 3.6 apg and 2.4 spg.
- Participated in the Kentucky Derby All-Star Game in Louisville, Ky., and won the event's three-point shooting competition.
- Invited to play in the Capital Classic in Washington, D.C.

PERSONAL

- Full name is Temple Dupree Gibbs Junior.
- Son of Temple and Jacqui Gibbs along with older brothers Ashton and Sterling.
- Father, Temple, played football at Temple University.
- Brother, Ashton, played basketball at the University of Pittsburgh and currently plays for Österreichische Basketball Bundesliga in the Austria Basketball

GIBBS GAMES WITH...

Category	17-18	Career
Double Figure Pts	5	10
20-Plus Points	3	3
30-Plus Points	0	0
10-Plus Rebounds	0	0
10-Plus Assists	0	0
Double-Double	0	0

GIBBS GAME-BY-GAME STATISTICS

	Opponent	FG-A	3FG-A	FT-A	O-D-R	PF	TP	A	B	S	Min
11/11	*at DePaul	7-11	4-7	3-4	0-2-2	2	21	3	0	0	38
11/13	*Mount St. Mary's	3-8	0-2	3-3	0-2-2	2	9	2	1	0	34
11/16	*Chicago State	8-11	4-7	3-3	0-1-1	2	23	3	1	0	28
11/20	*vs. Chaminade	2-7	1-3	2-4	0-4-4	1	7	3	2	0	32
11/21	*vs. LSU	9-15	6-10	2-2	2-1-3	1	26	4	0	0	32
11/22	*vs. Wichita State	2-6	1-1	2-2	0-2-2	2	7	4	1	0	38
11/30	*at Michigan State	4-11	2-4	1-4	0-2-2	3	11	3	1	0	36
12/3	*St. Francis Brooklyn	3-7	2-3	2-5	1-1-2	0	10	3	1	0	32
12/5	*Ball State	2-6	1-3	3-6	1-1-2	3	8	2	3	0	39
12/9	at Delaware										
12/16	vs. Indiana										
12/19	Dartmouth										
12/21	SE Louisiana										
12/30	Georgia Tech										
1/3	NC State										
1/6	at Syracuse										
1/10	at Georgia Tech										
1/13	North Carolina										
1/16	Louisville										
1/20	at Clemson										
1/27	Virginia Tech										
1/29	at Duke										
2/3	at NC State										
2/6	Boston College										
2/10	Florida State										
2/12	at North Carolina										
2/17	at Boston College										
2/19	Miami (FL)										
2/24	at Wake Forest										
2/28	Pittsburgh										
3/3	at Virginia										

* - games started

GIBBS SEASON/CAREER HIGHS

Category	17-18 Season	Career
Points	26 vs. LSU (11/21/17)	26 vs. LSU (11/21/17)
Rebounds	4 vs. Chaminade (11/20/17)	4 four times
Assists	4 twice	7 NC A&T (12/4/16)
Steals	3 vs. Chaminade (11/20/17)	3 three times
Blocks	—	1 St. Peter's (12/28/16)
FGM	9 vs. LSU (11/21/17)	9 vs. LSU (11/21/17)
3FGM	6 vs. LSU (11/21/17)	6 vs. LSU (11/21/17)
FTM	3 three times	5 twice
Minutes	39 Ball State (12/5/17)	38 twice

CAREER STATISTICS

Season	gp-gs	min/avg	Total		3-Point		F-Throws		Rebounds				Scoring							
			fg-fga	pct	fg-fga	pct	ft-fa	pct	off	def	tot	avg	pf	fo	ast	to	blk	stl	pts	avg
2016-17	36-1	539/15.0	51-136	.375	17-53	.321	49-59	.831	12	41	53	1.5	49	0	62	28	2	26	168	4.7
2017-18	9-9	309/34.3	40-82	.488	21-40	.525	21-33	.636	4	16	20	2.2	16	0	27	10	0	8	122	13.6
TOTAL	45-10	848/18.8	91-218	.417	38-93	.409	70-92	.761	16	57	73	1.6	65	0	89	38	2	34	290	6.4

CONFERENCE STATISTICS

Season	gp-gs	min/avg	Total		3-Point		F-Throws		Rebounds				Scoring							
			fg-fga	pct	fg-fga	pct	ft-fa	pct	off	def	tot	avg	pf	fo	ast	to	blk	stl	pts	avg
2016-17	18-1	297/16.5	27-80	.338	7-26	.269	28-33	.848	7	20	27	1.5	30	0	25	16	0	16	89	4.9
TOTAL	18-1	297/16.5	27-80	.338	7-26	.269	28-33	.848	7	20	27	1.5	30	0	25	16	0	16	89	4.9



11

Juwan Durham

Forward | 6-11 ½ / 218 | Sophomore
Tampa, FL | Tampa Prep

MIKE BREY ON DURHAM

"Juwan will focus on getting methodically better every day, get stronger and get a feel for how we play. I love the fact that Ryan Humphrey will be his tutor over the next eight months."

2017-18

- Will sit out the 2017-18 season due to NCAA transfer regulations.

FRESHMAN SEASON AT CONNECTICUT (2016-17)

- Played 28 games at Connecticut in 2016-17, averaging 8.3 minutes, 1.6 points and 1.5 rebounds per game.
- Played a season-high 25 minutes with three blocks against Chaminade in the Maui Invitational and posted a season-high eight points against USF on February 8, 2017.

HIGH SCHOOL

- Averaged 22.9 points, 10.2 rebounds, and 4.7 blocks during his junior season before tearing the ACL in his right knee during a regional semifinal game in February.
- Did not play competitively from February, 2015, through the start of the 2016-17 college basketball season.
- Played three seasons at Tampa Prep under coach Joe Fenlon.
- Was the Florida 3A Player of the Year as a sophomore and junior.
- Played AAU ball for Team Breakdown Elite out of North Lauderdale, Florida.
- Prep recruiting service rankings - Rivals #47, ESPN 100 #52, Scout #85.

PERSONAL

- Full name is Juwan Josiah Larry Durham.
- Son of Charisse Hargrett and Larry Durham.
- Has four younger sisters and a younger brother.
- Named to the Headmaster's Honor Roll at Tampa Prep.
- Enrolled in the College of Arts and Letters with a major in film, television and theatre.

DURHAM GAMES WITH...

Category	16-17	Career
Double Figure Pts	0	0
20-Plus Points	0	0
30-Plus Points	0	0
10-Plus Rebounds	0	0
10-Plus Assists	0	0
Double-Double	0	0

DURHAM GAME-BY-GAME STATISTICS

	Opponent	FG-A	3FG-A	FT-A	O-D-R	PF	TP	A	TO	B	S	Min
11/11	at DePaul				DNP							
11/13	Mount St. Mary's				DNP							
11/16	Chicago State				DNP							
11/20	vs. Chaminade				DNP							
11/21	vs. LSU				DNP							
11/22	vs. Wichita State				DNP							
11/30	at Michigan State				DNP							
12/3	St. Francis Brooklyn				DNP							
12/5	Ball State				DNP							
12/9	at Delaware											
12/16	vs. Indiana											
12/19	Dartmouth											
12/21	SE Louisiana											
12/30	Georgia Tech											
1/3	NC State											
1/6	at Syracuse											
1/10	at Georgia Tech											
1/13	North Carolina											
1/16	Louisville											
1/20	at Clemson											
1/27	Virginia Tech											
1/29	at Duke											
2/3	at NC State											
2/6	Boston College											
2/10	Florida State											
2/12	at North Carolina											
2/17	at Boston College											
2/19	Miami (FL)											
2/24	at Wake Forest											
2/28	Pittsburgh											
3/3	at Virginia											

DURHAM SEASON/CAREER HIGHS

Category	16-17 Season	Career
Points	8 USF (3/9/17)	8 USF (3/9/17)
Rebounds	5 at Memphis (1/5/17)	5 at Memphis (1/5/17)
Assists	2 twice	2 twice
Steals	1 three times	1 three times
Blocks	3 vs. Chaminade (11/22/16)	3 vs. Chaminade (11/22/16)
FGM	3 at USF (3/9/17)	3 at USF (3/9/17)
3FGM	1 twice	1 twice
FTM	2 at USF (3/9/17)	2 at USF (3/9/17)
Minutes	25 vs. Chaminade (11/22/16)	25 vs. Chaminade (11/22/16)



12

Elijah Burns

Forward | 6-8 / 238 | Sophomore
Troy, NY | Blair Academy (NJ)

MIKE BREY ON BURNS

"He needs to bring us physicality in the post and give us depth down there with the ability to guard. He is easy to play with. He also has really developed into being able to make the 15 to 18 foot jump shot. I love that he has court vision and is a good passer."

HONORS AND AWARDS

- 2016 ACC Academic Honor Roll

2017-18

- Broke out for seven points against Mount St. Mary's, playing a career-high 15 minutes and hitting his first career three-point field goal.
- First big man off the bench in Notre Dame's season-opening victory at DePaul.

2016-17

- Athletic front court player who has a bright future in the program.
- Ended up appearing in 11 games during his first active year with the program, including four ACC game appearances.
- Logged eight minutes of action against North Carolina A&T.
- Recorded his first official field goal, a dunk, in the victory over Chicago State also while collecting a career-best three rebounds.
- Saw his first action in a Notre Dame uniform in the season-opening victory over Bryant, playing six minutes and hitting five-of-six free throws.

2015-16

- Did not play in 2015-16 after recovering from offseason ankle surgery.

PERSONAL

- Full name is Elijah Ross Burns.
- Born in Troy, New York.
- Son of Harold and Dolores Burns along with older brother, Jordan.
- Participated in a National Youth Leadership Conference.
- Enrolled in the College of Arts and Letters with a major in psychology.

BURNS GAMES WITH...

Category	17-18	Career
Double Figure Pts	0	0
20-Plus Points	0	0
30-Plus Points	0	0
10-Plus Rebounds	0	0
10-Plus Assists	0	0
Double-Double	0	0

BURNS GAME-BY-GAME STATISTICS

	Opponent	FG-A	3FG-A	FT-A	O-D-R	PF	TP	A	TO	B	S	Min
11/11	at DePaul	0-1	0-0	0-0	0-1-1	1	0	0	0	0	0	5
11/13	Mount St. Mary's	2-4	1-1	2-2	2-2-4	1	7	0	1	0	0	15
11/16	Chicago State	1-2	0-0	2-2	1-2-3	3	4	0	0	0	0	12
11/20	vs. Chaminade	0-1	0-0	1-2	0-2-2	1	1	1	1	0	1	11
11/21	vs. LSU	2-4	0-0	0-0	2-0-2	0	4	0	0	0	2	12
11/22	vs. Wichita State	0-0	0-0	0-0	0-1-1	1	0	0	0	0	0	8
11/30	at Michigan State	0-1	0-0	0-0	0-0-0	1	0	0	0	0	0	6
12/3	St. Francis Brooklyn	1-1	0-0	0-0	0-1-1	1	2	0	0	0	0	8
12/5	Ball State				DNP							
12/9	at Delaware											
12/16	vs. Indiana											
12/19	Dartmouth											
12/21	SE Louisiana											
12/30	Georgia Tech											
1/3	NC State											
1/6	at Syracuse											
1/10	at Georgia Tech											
1/13	North Carolina											
1/16	Louisville											
1/20	at Clemson											
1/27	Virginia Tech											
1/29	at Duke											
2/3	at NC State											
2/6	Boston College											
2/10	Florida State											
2/12	at North Carolina											
2/17	at Boston College											
2/19	Miami (FL)											
2/24	at Wake Forest											
2/28	Pittsburgh											
3/3	at Virginia											

BURNS SEASON/CAREER HIGHS

Category	17-18 Season	Career
Points	7 Mount St. Mary's (11/13/17)	7 Mount St. Mary's (11/17/13)
Rebounds	4 Mount St. Mary's (11/13/17)	4 Mount St. Mary's (11/17/13)
Assists	1 vs. Chaminade (11/20/17)	1 vs. Chaminade (11/20/17)
Steals	2 vs. LSU (11/21/17)	2 vs. LSU (11/21/17)
Blocks	—	1 Loyola Maryland (11/18/16)
FGM	2 twice	2 twice
3FGM	1 Mount St. Mary's (11/13/17)	1 Mount St. Mary's (11/13/17)
FTM	2 twice	5 Bryant (11/12/16)
Minutes	15 Mount St. Mary's (11/13/17)	15 Mount St. Mary's (11/13/17)

CAREER STATISTICS

Season	gp-gs	min/avg	Total		3-Point		F-Throws		Rebounds				Scoring							
			fg-fga	pct	fg-fga	pct	ft-fa	pct	off	def	tot	avg	pf	fo	ast	to	blk	stl	pts	avg
2016-17	11-0	44/4.0	1-4	.250	0-1	.000	7-8	.875	5	5	10	0.9	5	0	1	2	1	2	9	0.8
2017-18	8-0	77/9.6	6-14	.429	1-1	1.000	5-6	.833	5	9	14	1.8	9	0	1	2	0	3	18	2.3
TOTAL	19-0	121/6.4	7-18	.389	1-2	.500	12-14	.857	10	14	24	1.3	14	0	2	4	1	5	27	1.4

CONFERENCE STATISTICS

Season	gp-gs	min/avg	Total		3-Point		F-Throws		Rebounds				Scoring							
			fg-fga	pct	fg-fga	pct	ft-fa	pct	off	def	tot	avg	pf	fo	ast	to	blk	stl	pts	avg
2016-17	4-0	5/1.3	0-0	.000	0-0	.000	0-0	.000	0	0	0	0.0	0	0	1	0	0	1	0	0.0
TOTAL	4-0	5/1.3	0-0	.000	0-0	.000	0-0	.000	0	0	0	0.0	0	0	1	0	0	1	0	0.0



13

Nikola Djogo

Guard | 6-7 / 211 | Sophomore
Hamilton, Ontario | Athlete Institute Prep

MIKE BREY ON DJOGO

"The mystery man. One of the things that makes Nik important is that we lost shooting with (the graduation of) (V.J.) Beachem and (Steve) Vasturia. He is a shot maker and has shot it well. He has to take better care of the ball and he has made improvement there. A little bit of an x-factor for us because of his shooting ability."

HONORS AND AWARDS

- 2017 ACC Academic Honor Roll

2017-18

- Connected on his first career three-point field goal in the victory over LSU at the 2017 Maui Invitational.
- Played a career-high 10 minutes in the victory over Chicago State, dishing out four assists.
- Made his Notre Dame debut in the second half against Mount St. Mary's.

2016-17 OUTLOOK

- Sat out the 2016-17 season to preserve a year of eligibility.

HIGH SCHOOL

- Attended Saltfleet for his freshman through junior season before transferring to Athlete Institute Prep for his final year of prep competition.
- Averaged 18 points, 10 rebounds and seven assists in his junior season at Saltfleet, helping them to the Triple A OFSAA Championship (equal of state championship in United States).
- Helped Athletes Institute win the inaugural OSBA Championship in 2016.
- Also competed in volleyball and soccer during his prep career.

PERSONAL

- Full name is Nikola Djogo.
- Born in Hamilton, Ontario, Canada.
- Son of Djordje and Zana Djogo, along with older sister Anja.
- Parents moved from the former Yugoslavia to Ontario, Canada, to escape the Yugoslav Civil War fought throughout the 1990s.
- Enrolled in the Mendoza College of Business.

DJOGO GAMES WITH...

Category	17-18	Career
Double Figure Pts	0	0
20-Plus Points	0	0
30-Plus Points	0	0
10-Plus Rebounds	0	0
10-Plus Assists	0	0
Double-Double	0	0

DJOGO GAME-BY-GAME STATISTICS

	Opponent	FG-A	3FG-A	FT-A	O-D-R	PF	TP	A	TO	B	S	Min
11/11	at DePaul				DNP							
11/13	Mount St. Mary's	0-0	0-0	0-0	0-0-0	1	0	0	0	0	0	3
11/16	Chicago State	0-0	0-0	2-4	0-0-0	1	2	4	2	0	0	10
11/20	vs. Chaminade	0-2	0-1	0-0	0-0-0	1	0	0	0	0	0	4
11/21	vs. LSU	1-1	1-1	0-0	0-0-0	1	3	1	0	0	0	5
11/22	vs. Wichita State				DNP							
11/30	at Michigan State	0-0	0-0	0-0	0-0-0	0	0	0	0	0	0	1
12/3	St. Francis Brooklyn	0-1	0-0	0-0	1-0-1	0	0	0	0	0	0	3
12/5	Ball State				DNP							
12/9	at Delaware											
12/16	vs. Indiana											
12/19	Dartmouth											
12/21	SE Louisiana											
12/30	Georgia Tech											
1/3	NC State											
1/6	at Syracuse											
1/10	at Georgia Tech											
1/13	North Carolina											
1/16	Louisville											
1/20	at Clemson											
1/27	Virginia Tech											
1/29	at Duke											
2/3	at NC State											
2/6	Boston College											
2/10	Florida State											
2/12	at North Carolina											
2/17	at Boston College											
2/19	Miami (FL)											
2/24	at Wake Forest											
2/28	Pittsburgh											
3/3	at Virginia											

DJOGO SEASON/CAREER HIGHS

Category	17-18 Season	Career
Points	3 vs. LSU (11/21/17)	3 vs. LSU (11/21/17)
Rebounds	1 St. Francis Brooklyn (12/3/17)	1 St. Francis Brooklyn (12/3/17)
Assists	4 Chicago State (11/16/17)	4 Chicago State (11/16/17)
Steals	—	—
Blocks	—	—
FGM	1 vs. LSU (11/21/17)	1 vs. LSU (11/21/17)
3FGM	1 vs. LSU (11/21/17)	1 vs. LSU (11/21/17)
FTM	2 Chicago State (11/16/17)	2 Chicago State (11/16/17)
Minutes	10 Chicago State (11/16/17)	10 Chicago State (11/16/17)

CAREER STATISTICS

Season	gp-gs	min/avg	Total		3-Point		F-Throws		Rebounds				Scoring							
			fg-fga	pct	fg-fga	pct	ft-fta	pct	off	def	tot	avg	pf	fo	ast	to	blk	stl	pts	avg
2017-18	6-0	26/4.3	1-4	.250	1-2	.500	2-4	.500	1	0	1	0.2	4	0	5	2	0	0	5	0.8
TOTAL	6-0	26/4.3	1-4	.250	1-2	.500	2-4	.500	1	0	1	0.2	4	0	5	2	0	0	5	0.8

CONFERENCE STATISTICS



21

Matt Gregory

Forward | 6-8 / 204 | Senior
Avon, IN | Cathedral

MIKE BREY ON GREGORY

"Matt needs to lead. He has as good of a feel for our culture and our standards as anyone in the program. He is a voice of reason. I love his maturity and what he brings to the locker room on a day-to-day basis."

AWARDS AND HONORS

- 2017 NABC Academic Honor Roll
- 2015, 2016, 2017 ACC Academic Honor Roll

2017-18

- Played a career-high six minutes in the victory over Chicago State on Nov. 11, hitting his first career three-point field goal.
- Awarded a scholarship in the summer of 2017.

2016-17

- Finished his third season as a walk-on member of the Irish roster.
- Saw action in the team's first two victories of the season over Bryant and Seattle and the win over Chicago State.
- Valuable practice player who can play both on the perimeter and inside during the team workouts.

2015-16

- Saw action in four games during the season, playing a minute each versus St. Francis, UMass-Lowell, Boston College and Wake Forest.

2014-15

- Played in 11 contests during his rookie season.
- Scored first career field goal in the win over Chicago State (11/29/14).
- Saw action in one Atlantic Coast Conference game against Florida State (12/13/14).
- Played a career-high five minutes versus Mount Saint Mary's (12/9/14).

PERSONAL

- Full name is Matthew Robert Gregory
- Born in Indianapolis, Indiana.
- Son of Kevin and Susan Gregory along with younger sister, Annie.
- His father is the chief meteorologist at WRTV-6 in Indianapolis and played tennis at Purdue where he earned all-Big Ten honors and received the Big Ten Medal of Honor.
- Valedictorian of Cathedral High School class of 2014.
- Recipient of Joe Dezellan Award, given annually to male and female varsity top senior athlete at Cathedral.
- Represents men's basketball on Notre Dame Student-Athlete Advisory Council (SAAC).
- Enrolled in the College of Arts and Letters with a dual major in pre-professional studies, psychology and environmental science.

GREGORY GAMES WITH...

Category	17-18	Career
Double Figure Pts	0	0
20-Plus Points	0	0
30-Plus Points	0	0
10-Plus Rebounds	0	0
10-Plus Assists	0	0
Double-Double	0	0

GREGORY GAME-BY-GAME STATISTICS

	Opponent	FG-A	3FG-A	FT-A	O-D-R	PF	TP	A	TB	S	Min
11/11	at DePaul				DNP						
11/13	Mount St. Mary's	0-0	0-0	0-0	0-0-0	0	0	0	0	0	1
11/16	Chicago State	1-1	1-1	0-0	0-1-1	0	3	0	0	0	6
11/20	vs. Chamaine	0-1	0-1	0-0	0-1-1	0	0	0	0	0	2
11/21	vs. LSU	0-1	0-1	0-0	0-0-0	0	0	0	0	0	4
11/22	vs. Wichita State				DNP						
11/30	at Michigan State	0-0	0-0	0-0	0-0-0	0	0	0	0	0	1
12/3	St. Francis Brooklyn	0-0	0-0	0-0	0-0-0	0	0	0	0	0	1
12/5	Ball State				DNP						
12/9	at Delaware										
12/16	vs. Indiana										
12/19	Dartmouth										
12/21	SE Louisiana										
12/30	Georgia Tech										
1/3	NC State										
1/6	at Syracuse										
1/10	at Georgia Tech										
1/13	North Carolina										
1/16	Louisville										
1/20	at Clemson										
1/27	Virginia Tech										
1/29	at Duke										
2/3	at NC State										
2/6	Boston College										
2/10	Florida State										
2/12	at North Carolina										
2/17	at Boston College										
2/19	Miami (FL)										
2/24	at Wake Forest										
2/28	Pittsburgh										
3/3	at Virginia										

GREGORY SEASON/CAREER HIGHS

Category	17-18 Season	Career
Points	3 Chicago State (11/16/17)	2 Chicago State (11/29/14)
Rebounds	1 twice	1 four times
Assists	—	—
Steals	—	—
Blocks	—	—
FGM	1 Chicago State (11/16/17)	1 twice
3FGM	1 Chicago State (11/16/17)	1 Chicago State (11/16/17)
FTM	—	2 Fairleigh Dickinson (12/6/14)
Minutes	6 Chicago State (11/16/17)	6 Chicago State (11/16/17)

CAREER STATISTICS

Season	gp-gs		Total		3-Point		F-Throws		Rebounds				Scoring									
	gp	gs	fg-fga	pct	fg-fga	pct	ft-fta	pct	off	def	tot	avg	pf	fo	ast	to	blk	stl	pts	avg		
2014-15	11	0	21	1.9	1-3	.333	0-0	.000	2-4	.500	1	2	3	0.3	0	0	0	1	0	0	4	0.4
2015-16	5	0	6	1.2	0-3	.000	0-2	.000	0-0	.000	0	0	0	0.0	0	0	0	0	0	0	0	0.0
2016-17	5	0	6	1.2	0-4	.000	0-4	.000	0-0	.000	0	0	0	0.0	0	0	0	0	0	0	0	0.0
2017-18	6	0	14	2.3	1-3	.333	1-3	.333	0-0	.000	0	2	2	0.3	0	0	0	0	0	0	3	0.5
TOTAL	27	0	47	1.7	2-13	.154	1-9	.111	2-4	.500	1	4	5	0.2	0	0	0	1	0	0	7	0.3

CONFERENCE STATISTICS

Season	gp-gs		Total		3-Point		F-Throws		Rebounds				Scoring									
	gp	gs	fg-fga	pct	fg-fga	pct	ft-fta	pct	off	def	tot	avg	pf	fo	ast	to	blk	stl	pts	avg		
2014-15	1	0	1	1.0	0-0	.000	0-0	.000	0	0	0	0.0	0	0	0	0	0	0	0	0	0	0.0
2015-16	2	0	2	1.0	0-1	.000	0-1	.000	0	0	0	0.0	0	0	0	0	0	0	0	0	0	0.0
2016-17	1	0	1	1.0	0-0	.000	0-0	.000	0	0	0	0.0	0	0	0	0	0	0	0	0	0	0.0
TOTAL	4	0	4	1.0	0-1	.000	0-1	.000	0	0	0	0.0	0	0	0	0	0	0	0	0	0	0.0



23

Martinus Geben

Forward | 6-10 / 252 | Senior
Vilnius, Lithuania | St. Maria Goretti (MD)

MIKE BREY ON GEBEN

"Martinus needs to continue to play confidently like he did while winning the gold medal at the World University Games and that starts with post defense and rebounding. I think he becomes a little more of a post scorer for us this year."

HONORS AND AWARDS

- 2017 Notre Dame Knute Rockne Scholar-Athlete
- 2016 ACC Academic Honor Roll

2017-18

- Continued his solid play by posting his first career double-double vs. St. Francis Brooklyn, logging a career-best 14 points with 10 rebounds.
- Played a solid 24 minutes at No. 3/3 Michigan State, scoring eight points with five rebounds and two blocks.
- Connected on the game-winning free throws with two seconds remaining to cap Notre Dame's come-from-behind 67-66 victory over No. 6/6 Wichita State in the 2017 Maui Invitational championship game.
- Earned his trip to the line on an out-of-bounds play, setting two screens then rolling to the basket and drawing a desperation foul.
- The Maui Invitational championship game ended up as Geben's best game at Notre Dame, matching his career-highs with 12 points and three assists while playing a season-high 25 minutes.
- Including the victory over LSU in Maui, Geben posted his first back-to-back double-digit scoring games of his career.
- Finished 11-for-12 from the floor in the three games of the Maui Invitational.
- A key member of the Lithuanian Student National Team that earned a gold medal at the 2017 World University Games in Taipei, Taiwan, with a victory over the United States (represented in the tournament by the 2017-18 Purdue men's basketball team).
- Averaged 10.8 points, 6.9 rebounds and shot 53.1% from the field during the World University Games. Returned to Lithuania from July 18 through July 25, 2017, to try out for a spot on the Lithuanian Students National Team to compete at the World University Games in Taipei, Taiwan, from August 19 through August 30, 2017.
- Toured China from July 27 through August 12 with the Lithuanian Students National Team in preparation for the World University Games.

2016-17

- Paint protector and enforcer down low who is equally adept at setting picks and defending them.
- Praised by head coach Mike Brey after his effort at Louisville, grabbing four rebounds and playing 16 minutes off the bench. His rebound dunk against the Cardinals cut the Louisville lead to four points with 1:29 remaining.
- Had his best performance off the bench vs. Boston College with six points and four rebounds in 10 minutes.
- Posted perhaps most complete game in an Irish uniform at Pittsburgh, just missing first career double-double with 10 points and nine rebounds - and hitting all of his field goal (4-for-4) and free throw (2-for-2) attempts.
- His 28 minutes played at Pittsburgh surpassed his total for ACC play from 2015-16 and was more than half of his total (55) from his freshman season.
- Played 19 minutes with seven rebounds, four points and two blocks in the victory over Saint Peter's.

- Logged 22 minutes against No. 15/16 Purdue in the Crossroads Classic, scoring a season-high 9 points, dishing out a career-best 3 assists and connecting on 3-of-4 free throws.
- Provided an instant boost off the bench in the second half over Iowa, making key plays during a run which allowed the Irish to seize control of the victory - finished the game with nine rebounds and one block in 11 minutes of action (after two quick fouls sent him to the bench early in the game).
- Grabbed a career-high 10 rebounds in the victory over Loyola Maryland and continued to play solid interior defense.
- Set the tone in the team's win over Seattle with great post defense against the Red Hawks' 7-3 center Aaron Menzies along with a put-back dunk in the game's first few minutes.
- Made his second career start against Bryant in the season-opening victory, grabbing a career-high seven rebounds in 12 minutes of action.

2015-16

- Saw action in 16 games during the season.
- Played a season-high nine minutes in the season-opening victory over St. Francis (11/13/15).
- Fifth European player to attend Notre Dame and play for Mike Brey. The other four players were Ivan Kartelo and Jere Macura (Split, Croatia), Tom Timmermans (Driehuis, Netherlands) and Eric Katenda (Paris, France).
- Member of the East Coast All-Stars team, along with classmate Matt Farrell, that traveled to Italy in the summer of 2016 and compiled a 3-1 record. Was a dominant force in the paint for the East Coast All-Stars, averaging 15.5 and 11.3 rebounds in four games.

2014-15

- Played in 22 contests during his rookie season with the Irish.
- Made only start of the season in Notre Dame's win at Georgia Tech (1/14/15).
- Saw action in nine ACC contests during his rookie season.
- Registered career highs of 12 points and six rebounds in third game of the season versus Coppin State (11/19/14)
- Played 10-plus minutes in 10 of the 22 contests he saw action in.
- Spent time as a member of the Lithuanian National Team at the 2013 FIBA U-19 World Championship in Prague, Czech Republic, earning a bronze medal and averaging 5.9 ppg, 5.2 rpg and shooting 61 percent from the field in nine games.

PERSONAL

- Full name is Martinus Geben.
- Born in Vilnius, Lithuania.
- Son of Artur and Elena Geben along with younger sister, Karolina.
- Enrolled in the Mendoza College of Business with a major in management consulting.

GEBEN GAME-BY-GAME STATISTICS

	Opponent	FG-A	3FG-A	FT-A	O-D-R	PF	TP	A	TO	B	S	Min
11/11	*at DePaul	2-4	0-0	1-2	3-4-7	2	5	0	0	2	0	19
11/13	*Mount St. Mary's	4-5	0-0	1-1	1-1-2	0	9	1	1	2	1	15
11/16	*Chicago State	3-4	0-0	2-4	2-2-4	0	8	1	0	1	0	17
11/20	*vs. Chamainade	2-3	0-0	0-0	1-6-7	1	4	1	0	0	0	21
11/21	*vs. LSU	4-4	0-0	2-3	2-2-4	3	10	1	1	0	1	17
11/22	*vs. Wichita State	5-5	0-0	2-2	2-3-5	2	12	3	1	2	0	25
11/30	*at Michigan State	3-4	0-0	2-2	0-5-5	2	8	2	0	2	0	24
12/3	*St. Francis Brooklyn	4-6	0-0	6-6	3-7-10	0	14	0	2	1	0	27
12/5	*Ball State	4-8	0-0	4-4	1-4-5	2	12	2	1	1	2	22
12/9	at Delaware											
12/16	vs. Indiana											
12/19	Dartmouth											
12/21	SE Louisiana											
12/30	Georgia Tech											
1/3	NC State											
1/6	at Syracuse											
1/10	at Georgia Tech											
1/13	North Carolina											
1/16	Louisville											
1/20	at Clemson											
1/27	Virginia Tech											
1/29	at Duke											
2/3	at NC State											
2/6	Boston College											
2/10	Florida State											
2/12	at North Carolina											
2/17	at Boston College											
2/19	Miami (FL)											
2/24	at Wake Forest											
2/28	Pittsburgh											
3/3	at Virginia											

* - games started

GEBEN SEASON/CAREER HIGHS

Category	17-18 Season	Career
Points	14 St. Francis Brooklyn (12/3/17)	14 St. Francis Brooklyn (12/3/17)
Rebounds	10 St. Francis Brooklyn (12/3/17)	10 twice
Assists	3 vs. Wichita State (11/22/17)	3 twice
Steals	1 three times	1 nine times
Blocks	2 five times	2 eight times
FGM	5 vs. Wichita State (11/22/17)	5 vs. Wichita State (11/22/17)
3FGM	-	-
FTM	6 St. Francis Brooklyn (12/3/17)	6 twice
Minutes	27 St. Francis Brooklyn (12/3/17)	28 at Pittsburgh (12/31/16)

GEBEN GAMES WITH...

Category	17-18	Career
Double Figure Pts	4	5
20-Plus Points	0	0
30-Plus Points	0	0
10-Plus Rebounds	1	2
10-Plus Assists	0	0
Double-Double	1	1

CAREER STATISTICS

Season	gp-gs	min/avg	Total		3-Point		F-Throws		Rebounds				Scoring							
			fg-fga	pct	fg-fga	pct	ft-fta	pct	off	def	tot	avg	pf	fo	ast	to	blk	stl	pts	avg
2014-15	22-1	194/8.8	11-20	.550	0-0	.000	14-20	.700	9	26	35	1.6	23	1	9	13	8	1	36	1.6
2015-16	16-0	48/3.0	6-11	.545	0-0	.000	10-10	1.000	5	10	15	0.9	11	0	0	4	2	1	22	1.4
2016-17	34-23	421/12.4	42-65	.646	0-0	.000	23-30	.767	42	73	115	3.4	66	3	25	22	11	13	107	3.1
2017-18	9-9	187/20.8	31-43	.721	0-0	.000	20-24	.833	15	34	49	5.4	12	0	11	6	11	4	82	9.1
TOTAL	81-33	850/10.5	90-139	.647	0-0	.000	67-84	.798	71	143	214	2.6	112	4	45	45	32	19	247	3.0

CONFERENCE STATISTICS

Season	gp-gs	min/avg	Total		3-Point		F-Throws		Rebounds				Scoring							
			fg-fga	pct	fg-fga	pct	ft-fta	pct	off	def	tot	avg	pf	fo	ast	to	blk	stl	pts	avg
2014-15	9-1	55/6.1	2-6	.333	0-0	.000	1-2	.500	1	8	9	1.0	8	0	3	1	1	0	5	0.6
2015-16	8-0	15/1.9	3-5	.600	0-0	.000	2-2	1.000	2	3	5	0.6	4	0	0	1	1	1	8	1.0
2016-17	16-10	187/11.7	16-26	.615	0-0	.000	11-12	.917	16	25	41	2.6	26	1	12	8	0	5	43	2.7
TOTAL	33-11	257/7.8	21-37	.568	0-0	.000	14-16	.875	19	36	55	1.7	38	1	15	10	2	6	56	1.7



25

Liam Nelligan

Guard | 6-5 / 195 | Senior
La Grange Park, IL | Benet Acad.

MIKE BREY ON NELLIGAN

"We added Liam to the roster as a walk-on because we needed more perimeter practice players for the blue team. In practice, Gibbs, Farrell and Pflueger are on the floor together a lot and I just didn't like having three big guys together on the blue team. He gives us another perimeter guy who can help us flow offensively and more in tune with the way we play."

2017-18

- Saw his first career action in the final minute of the victory over Mount St. Mary's.

HIGH SCHOOL

- Standout guard for Benet Academy during his freshman and senior high school years, helping them to a runner-up finish in the Illinois Class 4A tournament in 2014.
- Averaged 12 points, eight rebounds and three assists per game as a senior.
- Earned three varsity letters in basketball along with one in baseball.
- 2014 East Suburban Catholic All-Conference selection.
- 2014 Chicago Tribune Scholar-Athlete.
- Helped the 2014 Benet Academy baseball team win the 2014 East Suburban Catholic Conference championship.
- Attended Singapore American School for his sophomore and junior high school seasons in Singapore, Singapore.
- 2013 Interscholastic Association of Southeast Asian Schools all-conference selection.
- 2013 Hong Kong International School Holiday all-tournament selection.
- Played AAU basketball for the Mercury Elite out of Northlake, Illinois.
- Was a member of the 2016 Notre Dame Bookstore Basketball championship as a teammate of 2016-17 Irish walk-on Pat Mazza.
- Brother, Connor, played football at Columbia University (2011-15).

PERSONAL

- Full name is Liam Joseph Nelligan.
- Son of Joe and Katie Nelligan.
- Joe Nelligan (1986) was a two-time captain and four-year letterwinner for the Notre Dame tennis team.
- Has three brothers and three sisters.
- Family has deep ties to the University of Notre Dame, as grandfather John Keyes (1958), father Joe (1986), brother Andrew (2011), brother Matthew (2013), uncle Kevin Keyes (1990), uncle John Breen (1985) and uncle Johnathan Kronstein (1990) are all Notre Dame graduates.
- Aunt Karen Robinson Keyes is a 1991 Notre Dame graduate and two-time Midwestern Conference Player of the Year for the Irish women's basketball team.
- Sister, Tess, is a junior at Notre Dame.
- Enrolled in the Mendoza College of Business with a major in finance.

NELLIGAN GAMES WITH...

Category	17-18	Career
Double Figure Pts	0	0
20-Plus Points	0	0
30-Plus Points	0	0
10-Plus Rebounds	0	0
10-Plus Assists	0	0
Double-Double	0	0

NELLIGAN GAME-BY-GAME STATISTICS


	Opponent	FG-A	3FG-A	FT-A	O-D-R	PF	TP	A	TB	B	S	Min
11/11	at DePaul				DNP							
11/13	Mount St. Mary's	0-0	0-0	0-0	0-0-0	0	0	0	0	0	0	1
11/16	Chicago State	0-0	0-0	0-0	0-0-0	0	0	0	0	0	0	2
11/20	vs. Chaminade	0-1	0-1	0-0	1-0-1	0	0	0	0	1	0	2
11/21	vs. LSU	0-0	0-0	0-0	0-0-0	0	0	0	0	0	0	2
11/22	vs. Wichita State				DNP							
11/30	at Michigan State				DNP							
12/3	St. Francis Brooklyn				DNP							
12/5	Ball State				DNP							
12/9	at Delaware											
12/16	vs. Indiana											
12/19	Dartmouth											
12/21	SE Louisiana											
12/30	Georgia Tech											
1/3	NC State											
1/6	at Syracuse											
1/10	at Georgia Tech											
1/13	North Carolina											
1/16	Louisville											
1/20	at Clemson											
1/27	Virginia Tech											
1/29	at Duke											
2/3	at NC State											
2/6	Boston College											
2/10	Florida State											
2/12	at North Carolina											
2/17	at Boston College											
2/19	Miami (FL)											
2/24	at Wake Forest											
2/28	Pittsburgh											
3/3	at Virginia											

NELLIGAN SEASON/CAREER HIGHS

Category	17-18 Season	Career
Points	—	—
Rebounds	1 vs. Chaminade (11/20/17)	1 vs. Chaminade (11/20/17)
Assists	—	—
Steals	—	—
Blocks	1 vs. Chaminade (11/20/17)	1 vs. Chaminade (11/20/17)
FGM	—	—
3FGM	—	—
FTM	—	—
Minutes	2 three times	2 three times

CAREER STATISTICS

Season	gp-gs	min/avg	Total		3-Point		F-Throws		Rebounds				Scoring							
			fg-fga	pct	fg-fga	pct	ft-fta	pct	off	def	tot	avg	pf	fo	ast	to	blk	stl	pts	avg
2017-18	4-0	7/1.8	0-1	.000	0-1	.000	0-0	.000	1	0	1	0.3	0	0	0	0	1	0	0	0.0
TOTAL	4-0	7/1.8	0-1	.000	0-1	.000	0-0	.000	1	0	1	0.3	0	0	0	0	1	0	0	0.0



33

John Mooney

Forward | 6-9 / 248 | Sophomore
Orlando, FL | Lake Brantley

MIKE BREY ON MOONEY

"John has the ability to stretch the floor and shoot it. Given that we lost shooting to graduation, that makes him important in our plans. He also has the physicality to rebound and play post defense."

HONORS AND AWARDS

- 2017 ACC Academic Honor Roll

2017-18

- Stretch four big man who will play a key role on Notre Dame's front line in the coming seasons.
- Matched his minutes-played career high vs. Ball State with 19 and grabbed a career-best seven rebounds against the Cardinals.
- Best game of the young season came in the Maui Invitational against LSU, scoring nine points with six rebounds and was 2-for-2 from three-point range.
- Scored a career-high nine points with five rebounds in the victory over Chicago State.

2016-17

- Made the most of his seven minutes of action against Loyola Maryland with seven points, four rebounds and his first career three point field goal.
- Grabbed a career-best five rebounds off the bench in the victory over Seattle.
- Made his Notre Dame debut in the season-opening win over Bryant, playing four minutes and grabbing two rebounds.

HIGH SCHOOL

- Led Lake Brantley High School to a 22-4 record as a senior, averaging 24 points, 14 rebounds and five blocks per game.
- Named Orlando Sentinel Player of the Year, Florida 8A Player of the Year and first-team all-Florida.
- Named the MVP of the Toyota Classic in Lexington, Ky., posting 24 points and 26 rebounds in the championship game.
- Finished as Lake Brantley's all-time leading rebounder and scorer while averaging 19 wins per season throughout his high school career.
- Member of the Nike Team Florida AAU team.
- Earned Lake Brantley's Gary Hayes Memorial Award for a student-athlete who shows leadership.

PERSONAL

- Full name is John Patrick Mooney.
- Born in Baltimore, Md.
- Son of Kevin and Margaret Mooney, along with older brother Brendan and older sister Caitlin.
- Brother, Brendan, played basketball at Spring Hill College in Mobile, Ala., following in the footsteps of father, Kevin, who played golf at Spring Hill College.
- Enrolled in the Mendoza College of Business.

MOONEY GAMES WITH...

Category	17-18	Career
Double Figure Pts	0	0
20-Plus Points	0	0
30-Plus Points	0	0
10-Plus Rebounds	0	0
10-Plus Assists	0	0
Double-Double	0	0

MOONEY GAME-BY-GAME STATISTICS

	Opponent	FG-A	3FG-A	FT-A	O-D-R	PF	TP	A	B	S	Min
11/11	at DePaul	1-2	1-2	0-0	0-1-1	2	3	0	0	0	8
11/13	Mount St. Mary's	2-3	0-1	0-0	0-2-2	2	4	1	0	0	11
11/16	Chicago State	3-4	1-1	2-2	2-3-5	3	9	1	1	1	16
11/20	vs. Chaminade	1-1	1-1	0-2	0-4-4	1	3	0	1	1	11
11/21	vs. LSU	3-5	2-2	1-3	2-4-6	1	9	1	0	0	19
11/22	vs. Wichita State	1-2	0-1	0-0	0-1-1	1	2	0	1	0	6
11/30	at Michigan State	0-0	0-0	0-0	0-0-0	0	0	0	1	0	2
12/3	St. Francis Brooklyn	1-2	0-0	0-0	0-3-3	2	2	0	2	0	9
12/5	Ball State	2-3	1-2	1-2	0-7-7	3	6	1	0	0	19
12/9	at Delaware										
12/16	vs. Indiana										
12/19	Dartmouth										
12/21	SE Louisiana										
12/30	Georgia Tech										
1/3	NC State										
1/6	at Syracuse										
1/10	at Georgia Tech										
1/13	North Carolina										
1/16	Louisville										
1/20	at Clemson										
1/27	Virginia Tech										
1/29	at Duke										
2/3	at NC State										
2/6	Boston College										
2/10	Florida State										
2/12	at North Carolina										
2/17	at Boston College										
2/19	Miami (FL)										
2/24	at Wake Forest										
2/28	Pittsburgh										
3/3	at Virginia										

MOONEY SEASON/CAREER HIGHS

Category	17-18 Season	Career
Points	9 twice	9 twice
Rebounds	7 Ball State (12/5/17)	7 Ball State (12/5/17)
Assists	1 three times	1 five times
Steals	1 twice	1 three times
Blocks	1 twice	1 three times
FGM	3 twice	3 three times
3FGM	2 vs. LSU (11/21/17)	2 vs. LSU (11/21/17)
FTM	2 Chicago State (11/16/17)	2 twice
Minutes	19 twice	19 twice

CAREER STATISTICS

Season	gp-gs	min/avg	Total		3-Point		F-Throws		Rebounds				Scoring							
			fg-fga	pct	fg-fga	pct	ft-fta	pct	off	def	tot	avg	pf	fo	ast	to	blk	stl	pts	avg
2016-17	12-0	46/3.8	5-8	.625	2-4	.500	2-2	1.000	6	13	19	1.6	5	0	2	1	1	1	14	1.2
2017-18	9-0	101/11.2	14-22	.636	6-10	.600	4-9	.444	4	25	29	3.2	15	0	4	6	2	3	38	4.2
TOTAL	21-0	147/7.0	19-30	.633	8-14	.571	6-11	.545	10	38	48	2.3	20	0	6	7	3	4	52	2.5

CONFERENCE STATISTICS

Season	gp-gs	min/avg	Total		3-Point		F-Throws		Rebounds				Scoring							
			fg-fga	pct	fg-fga	pct	ft-fta	pct	off	def	tot	avg	pf	fo	ast	to	blk	stl	pts	avg
2016-17	4-0	5/1.3	0-1	.000	0-0	.000	0-0	.000	0	0	0	0.0	0	0	0	1	0	0	0	0.0
TOTAL	4-0	5/1.3	0-1	.000	0-0	.000	0-0	.000	0	0	0	0.0	0	0	0	1	0	0	0	0.0



35

Bonzie Colson

Forward | 6-6 / 224 | Senior
New Bedford, MA | St. Andrew's School (RI)

MIKE BREY ON COLSON

"Bonzie needs to do a little bit of everything for us this year. The biggest thing is to have him enjoy the journey this year and not feel pressure. Everyone is going to come after him. He loves to win and is focused on that and that is a great trait to have. It is up to me to find where to play him on the court throughout the game where he will be the toughest matchup."

AWARDS AND HONORS:

- 2017-18 Associated Press Preseason All-American
- 2017-18 Sports Illustrated Preseason All-American
- 2017-18 The Sporting News Preseason All-American
- 2017-18 The Athletic Preseason All-American
- 2017-18 Oscar Robertson Award Watch List (Top CBB Player)
- 2017-18 Atlantic Coast Conference Preseason Player of the Year
- 2017-18 Preseason All-ACC First Team
- 2017-18 Sports Illustrated Preseason ACC Player of the Year
- 2017-18 Blue Ribbon Preseason Yearbook National Player of the Year
- 2017-18 Karl Malone Award Watch List (Top CBB PF)
- 2017-18 Blue Ribbon Preseason Yearbook ACC Player of the Year
- 2017-18 Blue Ribbon Preseason Yearbook First Team All-American
- 2017-18 CollegeInsider.com Luke Olson Player of the Week (Nov. 27, 2017)
- 2017 Maui Invitational All-Tournament Team
- 2017 Associated Press All-American, Third Team
- 2017 The Sporting News All-American, Third Team
- 2017 CBSsports.com All-American, Third Team
- 2017 Basketball Times All-American, Second Team
- 2017 College Sports Madness All-American, Third Team
- 2017 All-ACC First Team Selection
- 2017 ACC All-Tournament Team, First Team
- 2017 Notre Dame Monogram Club Team MVP
- 2017 Karl Malone Trophy Finalist (Top PF in the nation)
- 2017 Wooden Award Final 15 Selection (March 4, 2017)
- 2017 Naismith Award Top 30 (Feb. 9, 2017)
- 2016-17 Naismith Award Player of the Week (Feb. 14, 2017)
- 2016-17 USBWA Oscar Robertson Player of the Week (Feb. 14, 2017)
- 2016-17 CollegeInsider.com Lute Olson Player of the Week (Feb. 13, 2017)
- 2016-17 NCAA.com All-Week Team (Feb. 13, 2017)
- 2016-17 College Sports Madness National and ACC Player of the Week (Feb. 13, 2017)
- 2016-17 NBC College Basketball Talk National Player of the Week (Feb. 13, 2017)
- 2016-17 ACC Player of the Week (Feb. 13, 2017)
- 2016-17 ACC Player of the Week (Dec. 5, 2016)
- 2015 Notre Dame Newcomer of the Year
- CollegeInsider.com Lute Olson Player of the Week (2/18/16)

2017-18

- Posted his fourth 20-point game of the season against Ball State, shooting 10-for-19 from the floor with 26 points.
- Turned in a great tournament performance at the Maui Invitational, with 23 points, 8 rebounds vs. Chaminade, 12 points and 11 rebounds vs. LSU and a game-high 25 points with 11 rebounds in the come-from-behind victory over No. 6/6 Wichita State.
- His lay up with under a minute remaining in regulation cut Wichita State's lead to one point at 65-66, after hitting a key three pointer just minutes earlier.

- Led the Irish to victory over Mount St. Mary's with 27 points (on 11-of-15 shooting) with 11 rebounds.
- Began the season with his 24th career double-double in the victory at DePaul, scoring 18 points with a game-high 13 rebounds.
- His 12th of 13 rebounds at DePaul was the 700th of his career, becoming the 20th Irish player to reach that statistical plateau. He is the 12th Notre Dame player in school history to post over 1,200 points with 700 career rebounds.

2016-17

- Capped his season with a virtuoso performance against West Virginia in the second round of the NCAA tournament, scoring a game-high 27 points with a career-best four three-point field goals, shooting 10-of-15 from the floor with eight rebounds.
- Posted eight 20-point scoring performances in the final 12 games of the season, including a stellar 29-point explosion in the ACC Championship final against Duke.
- Earned all-ACC tournament honors as arguably the best all-around player in the tournament - averaging 22.7 ppg, 8.3 rpg, 1.0 bpg and 1.2 spg while shooting .521 from FG and .500 (3-for-6) from 3FG.
- Finished off the home schedule with his 18th double-double of the season, scoring 18 points with 11 rebounds in the victory over Boston College.
- Led the team to victory over Georgia Tech with 20 points and 11 rebounds, his 17th double-double of the season and seventh 20-10 game of the year.
- Hit 20 points for the third consecutive game, a first in his career, with 20 points and six rebounds at Boston College.
- Exploded for a career-high 33 points against No. 14/15 Florida State, including an impressive 20 points and 8 rebounds in the second half, finishing with 16 rebounds for his 16th double-double of the season.
- During his big game against the Seminoles, became the 61st Notre Dame player to score 1,000 career points.
- Compiled yet another impressive double-double performance, perhaps the best of his career, against Wake Forest, with a game-high 27 points, 16 rebounds and a career-best five blocked shots.
- Efforts vs. Wake Forest and Florida State earned Colson second ACC Player of the Week award on Monday, Feb. 13.
- Posted perhaps his toughest double-double of the year at North Carolina, battling the Tar Heel front line to grab 10 rebounds with 17 points - his ACC-leading 14th double-double of the year.
- Earned the 13th double-double of the season at Georgia Tech, tallying 13 points and 13 rebounds in 30 minutes.
- Logged his sixth 20-point scoring game of the season against No. 12/13 Virginia, shooting 8-of-11 from the floor for 20 points, and three blocks.
- Posted his 12th double-double of the season (and fifth in ACC play) despite playing just six minutes in the first half against Syracuse due to foul trouble - ended game with 14 points and game-high 14 rebounds (10 points and 10 rebounds in the second half).
- Battled against the Louisville front line to post his ninth double-double of the season, grabbing a game-high 14 rebounds along with 18 points.
- Posted a career-high 40 minutes in the victory at Pittsburgh, compiling his eighth double-double of the season with 21 points and a game-high 14 rebounds.
- Recorded seventh double-double of the season with 23 points and 10 rebounds vs. No. 15/16 Purdue in the Crossroads Classic.
- First non-guard at Notre Dame to score double-figure points in a season's first 16 games since Luke Harangody in 2009-10.
- Named ACC Player of the Week for the first time in his career on Monday, Dec. 4, after averaging 17.0 pts, 14.0 rebounds and 2.5 blocks per game in Notre Dame's victories over Iowa and North Carolina A&T.
- Recorded sixth double-double of the season with 17 points, a game-high 14 rebounds and shot 6-of-11 from the floor in the win over Fort Wayne while

hitting a career-high three-point field goals.

- Was a force in the paint during the Legends Classic semifinal and final, posting back-to-back double-doubles against Colorado (22 pts, 12 reb) and Northwestern (13 pts, 11 reb).

2015-16

- Registered his first career 30-point game with 31 points and 11 rebounds at Duke (1/16/16), helping the Irish claim their first win at Cameron Indoor Stadium.
- Posted fourth double-double of the season vs. Duke (3/10/16) in the ACC Quarterfinals, scoring 12 points with a career-high 12 rebounds.
- Dominated the second half of the victory over No. 2/1 North Carolina (2/6/16) with 13 points (4-6 from the field) and seven rebounds, including four offensive rebounds.
- Started 24 contests during the season season but also embraced a role to add energy off the Irish bench in 11 games.
- Earned his third double-double of the season and career vs. North Carolina (3/11/16) in the ACC Semifinals, leading the team with 19 points and 10 rebounds.
- Scored in double figures 22 times in 35 games, adding five 10-plus rebound performances.

2014-15

- Enjoyed strong rookie outing with the Irish as he logged more minutes than any freshman on the squad.
- Saw action in 15 ACC contests and made his only career start in a win at home versus Miami (1/17/15).
- In his return back to the New England area when the Irish faced Boston College (2/21/15), he finished with 16 points (on 8-9 shooting from the field) and six rebounds in just 14 minutes off the bench.
- Posted a 17-point performance in ACC Championship semifinal win over Duke (3/13/15).

PERSONAL

- Full name is Bonzie Alexander Colson II.
- Born in Washington, D.C.
- Son of Bonzie and Cynthia Colson, along with younger sister Sydri.
- His father was a four-year starting center at the University of Rhode Island and one of the Rams' career shot block leaders.
- During the 1987-88 campaign, the elder Colson helped Rhode Island to a school-best 28-7 record and an appearance in the NCAA Championship Sweet 16.
- Bonzie Sr. also spent time as an assistant coach on the George Washington and Boston College coaching staffs.
- Enrolled in the College of Arts and Letters with a major in film, television and theatre.

CAREER STATISTICS

Season	gp-gs	min/avg	Total		3-Point		F-Throws		Rebounds				Scoring							
			fg-fga	pct	fg-fga	pct	ft-fa	pct	off	def	tot	avg	pf	fo	ast	to	blk	stl	pts	avg
2014-15	32-1	386/12.1	66-111	.595	1-7	.143	46-61	.754	27	59	86	2.7	42	0	13	14	22	19	179	5.6
2015-16	36-24	910/25.3	150-282	.532	4-12	.333	96-124	.774	87	153	240	6.7	86	1	34	36	36	31	400	11.1
2016-17	36-36	1156/32.1	236-449	.526	26-60	.433	141-180	.783	104	258	362	10.1	81	0	56	44	50	40	639	17.8
2017-18	9-9	288/32.0	67-127	.528	5-21	.238	37-50	.740	16	68	84	9.3	17	0	11	14	22	19	176	19.6
TOTAL	113-70	2740/24.2	519-969	.536	36-100	.360	320-415	.771	234	538	772	6.8	226	1	114	108	130	109	1394	12.3

CONFERENCE STATISTICS

Season	gp-gs	min/avg	Total		3-Point		F-Throws		Rebounds				Scoring							
			fg-fga	pct	fg-fga	pct	ft-fa	pct	off	def	tot	avg	pf	fo	ast	to	blk	stl	pts	avg
2014-15	15-1	215/14.3	41-61	.672	0-2	.000	26-33	.788	16	38	54	3.6	25	0	6	7	13	9	108	7.2
2015-16	18-10	463/25.7	81-157	.516	2-5	.400	51-60	.850	48	71	119	6.6	47	0	14	18	17	11	215	11.9
2016-17	18-18	591/32.8	118-218	.541	11-22	.500	68-91	.747	51	138	189	10.5	45	0	26	22	26	17	315	17.5
TOTAL	51-29	1269/24.9	240-436	.550	13-29	.448	145-184	.788	115	247	362	7.1	117	0	46	47	56	37	638	12.5

COLSON GAME-BY-GAME STATISTICS

	Opponent	FG-A	3FG-A	FT-A	O-D-R	PF	TP	A	TO	B	S	Min
11/11	*at DePaul	6-14	0-3	6-9	2-11-13	2	18	5	1	1	0	39
11/13	*Mount St. Mary's	11-15	1-1	4-4	3-8-11	0	27	1	2	3	3	31
11/16	*Chicago State	7-10	0-1	1-1	2-7-9	2	15	1	2	5	1	24
11/20	*vs. Chaminade	8-11	1-1	6-6	1-7-8	2	23	0	0	3	0	30
11/21	*vs. LSU	5-11	1-3	1-3	1-10-11	1	12	1	2	0	5	29
11/22	*vs. Wichita State	9-17	1-4	6-10	3-8-11	4	25	1	0	2	2	35
11/30	*at Michigan State	6-19	1-4	4-4	1-5-6	1	17	1	1	4	5	36
12/3	*St. Francis Brooklyn	5-11	0-0	3-4	3-6-9	4	13	1	2	3	1	26
12/5	*Ball State	10-19	0-4	6-9	0-6-6	1	26	0	4	1	2	38
12/9	at Delaware											
12/16	vs. Indiana											
12/19	Dartmouth											
12/21	SE Louisiana											
12/30	Georgia Tech											
1/3	NC State											
1/6	at Syracuse											
1/10	at Georgia Tech											
1/13	North Carolina											
1/16	Louisville											
1/20	at Clemson											
1/27	Virginia Tech											
1/29	at Duke											
2/3	at NC State											
2/6	Boston College											
2/10	Florida State											
2/12	at North Carolina											
2/17	at Boston College											
2/19	Miami (FL)											
2/24	at Wake Forest											
2/28	Pittsburgh											
3/3	at Virginia											

* - games started

COLSON SEASON/CAREER HIGHS

Category	17-18 Season	Career
Points	27 Mount St. Mary's (11/13/17)	33 Florida State (2/11/17)
Rebounds	13 at DePaul (11/11/17)	17 Iowa (11/29/16)
Assists	5 at DePaul (11/11/17)	5 three times
Steals	5 twice	5 twice
Blocks	5 Chicago State (11/16/17)	5 twice
FGM	11 Mount St. Mary's (11/13/17)	12 twice
3FGM	1 five times	4 vs. West Virginia (3/18/17)
FTM	6 three times	12 Iowa (11/29/16)
Minutes	39 at DePaul (11/11/17)	40 at Pittsburgh (12/31/16)

COLSON GAMES WITH...

Category	17-18	Career
Double Figure Pts	9	70
20-Plus Points	4	18
30-Plus Points	0	2
10-Plus Rebounds	4	29
10-Plus Assists	0	0
Double-Double	4	27

CAREER STAT RANKINGS

SCORING

Rnk	Name	Statistic
20	Eric Atkins	1421
21	Daimon Sweet	1410
22	Steve Vasturia	1400
23	BONZIE COLSON	1394
24	Colin Falls	1387
25	Monty Williams	1371

REBOUNDS

Rnk	Name	Statistic
12	Pat Connaughton	823
13	Zach Auguste	822
14	Jack Cooley	792
15	Pat Garrity	776
16	BONZIE COLSON	772
17	Torin Francis	739

ASSISTS

Rnk	Name	Statistic
18	Steve Vasturia	331
19	Matt Carroll	314
20	MATT FARRELL	293
21	Ryan Hoover	264
22	Ray Martin	261

BLOCKED SHOTS

Rnk	Name	Statistic
1	Jordan Cornette	201
2	LaPhonso Ellis	200
3	Ryan Humphrey	166
4	Torin Francis	157
5	BONZIE COLSON	130
6	Troy Murphy	126
7	Rob Kurz	122
8	Jack Cooley	116

LAST WIN/LOSS VS. RANKED OPPONENT IN ASSOCIATED PRESS POLL

	Date	ND Rank	Opponent	Location	Score
Win vs. #1	1-21-12		Syracuse	Purcell Pavilion	67-58
Loss vs. #1	12-10-16	23	Villanova\$	Prudential Center	66-74
Win vs. #2	2-6-16		North Carolina	Purcell Pavilion	80-76
Loss vs. #2	2-28-09		Connecticut	Gampel Pavilion	65-72
Win vs. #3	3-3-90		Missouri	Purcell Pavilion	98-67
Loss vs. #3	11-30-17	5	Michigan State	Breslin Center	63-81
Win vs. #4	1-28-15	8	Duke	Purcell Pavilion	77-73
Loss vs. #4	2-7-15	10	Duke	Cameron Indoor	60-90
Win vs. #5	2-12-09		Louisville	Purcell Pavilion	90-57
Loss vs. #5	1-2-16		Virginia	J. P. Jones Arena	66-77
Win vs. #6	11-22-17	13	Wichita State!	Lahaina Civic Center	67-66
Loss vs. #6	1-6-03	5	Pittsburgh	Petersen Events Center	55-72
Win vs. #7	1-4-14		Duke	Purcell Pavilion	79-77
Loss vs. #7	3-11-14		North Carolina%	Verizon Center	47-78
Win vs. #8	11-29-12		Kentucky	Purcell Pavilion	64-50
Loss vs. #8	3-4-17	19	Louisville	KFC Yum! Center	64-71
Win vs. #9	1-4-17	23	Louisville	Purcell Pavilion	77-70
Loss vs. #9	2-4-13	25	Syracuse	Carrier Dome	47-63
Win vs. #10	2-21-01	18	Boston College	Purcell Pavilion	76-75
Loss vs. #10	1-18-17	15	Florida State	Tucker Center	80-83
Win vs. #11	2-9-13	25	Louisville (SOT)	Purcell Pavilion	104-101
Loss vs. #11	2-27-12	20	Georgetown	Verizon Center	41-59
Win vs. #12	3-14-13	24	Marquette*	Madison Square Garden	73-65
Loss vs. #12	2-5-17	20	North Carolina	Greensboro Coliseum	76-83
Win vs. #13	2-13-16		Louisville	KFC Yum! Center	71-66
Loss vs. #13	3-18-17	14	West Virginia^	KeyBankCenter	71-83
Win vs. #14	2-11-17		Florida State	Purcell Pavilion	84-72
Loss vs. #14	3-11-17	22	Duke%	Barclays Center	69-75

Win vs. #15	2-4-12		Marquette	Purcell Pavilion	76-59
Loss vs. #15	12-17-16		Purdue#	BankersLife Fieldhouse	81-86
Win vs. #16	3-10-17	22	Florida State%	Barclays Center	77-73
Loss vs. #16	1-18-03	10	Kentucky	Rupp Arena	73-88
Win vs. #17	3-7-70	15	Ohio U.^	UD Arena	112-82
Loss vs. #17	2-3-16		Miami	BankUnited Center	70-79
Win vs. #18	1-5-15	13	North Carolina	Dean Smith Center	71-70
Loss vs. #18	12-17-11		Indiana#	BankersLife Fieldhouse	58-69
Win vs. #19	3-10-15		Duke%	Verizon Center	84-79
Loss vs. #19	11-30-11		Gonzaga	McCarthy Ath. Center	53-73
Win vs. #20	2-18-13	25	Pittsburgh	Petersen Events Center	51-42
Loss vs. #20	1-12-09	12	Louisville	Freedom Hall	73-87
Win vs. #21	3-9-17	22	Virginia%	Barclays Center	71-58
Loss vs. #21	1-30-17	20	Duke	Purcell Pavilion	74-84
Win vs. #22	12-27-11		Pittsburgh	Purcell Pavilion	72-59
Loss vs. #22	3-2-13	21	Marquette	Bradley Center	64-72
Win vs. #23	12-3-06		Maryland@	Verizon Center	81-74
Loss vs. #23	12-3-13		Iowa	Carver-Hawkeye Arena	93-98
Win vs. #24	3-21-15	8	Butler^ (OT)	Consol Energy Center	67-64
Loss vs. #24	1-9-16		Pittsburgh	Purcell Pavilion	82-86
Win vs. #25	3-10-11	4	Cincinnati*	Madison Square Garden	89-51
Loss vs. #25	3-13-08		Marquette*	Madison Square Garden	79-89

Event Notes

\$ - Never Forget Tribute Classic

% - ACC Tournament

* - Big East Tournament

! - Maui Invitational

- Crossroads Classic

@ - BB&T Classic

- Crossroads Classic

^ - NCAA Tournament

THE LAST TIME ...

NOTRE DAME RECORDED A ...

1-Point win	67-66, vs. Wichita State (11/22/17) at Maui Invitational
30-Point win	39, vs. LSU (11/21/17) at Maui Invitational
40-Point win	43, vs. Seattle (11/16/16)*
50-Point win	54, vs. North Carolina A&T (12/4/16)*@
30-Point loss	30, vs. Duke (2/7/15)

NOTRE DAME SHOT ...

55% on FGs	56.1% (37-66), vs. North Carolina A&T (12/4/16)*
60% on FGs	62.1% (36-58), vs. Chicago State (11/16/17)*
65% on FGs	66.0% (35-53), vs. Boston College (2/21/15)
90% on FTs (10+ att)	90.5% (19-21), at Boston College (2/14/17)
70% on 3FGs (10+ att)	71.4% (15-21), at Florida State (1/18/17)
100% on FTs (10+ att)	1.000% (14-14) vs. North Carolina A&T (12/4/16)*
100% on FTs	1.000% (6-6) vs. Villanova (12/10/16)

NOTRE DAME ...

Won 10 games in a row	11, (11/26/14 - 1/5/15)
Won 15 games in a row	18, (12/31/53 - 3/9/54)
Won 20 games in a row	Never
Lost 5 games in a row	7, (1/12/09 - 2/7/09)
Scored 100 points	105 vs. Chicago State (11/16/17)*
Scored 100 points on the road	103, vs. Providence (2/21/09)
Scored 100 points at a neutral site	100, vs. Houston (3/12/78)
Scored 100 points and lost	106, vs. Houston (119) (3/20/71)
Allowed 100 points	101, vs. Louisville (2/9/13)*
Scored less than 50 points	47 vs. North Carolina (3/11/16)
Allowed less than 40 points	39, vs. Binghamton (11/14/14)*
Allowed less than 50 points	48, vs. Loyola Maryland (11/18/16)*
Played an Overtime Game	vs. Pittsburgh (12/31/16), W, 78-77
Played in a Multi-Overtime Game	2OT, vs. Georgia Tech (1/3/15)*
Won on a "last second" shot	at Pittsburgh, (12/31/16) - Vasturia 3FG, 2.5 remaining in OT
Had 5 double-figure scorers	vs. St. Francis Brooklyn (12/3/17)* Martinus Geben (14), Bonzie Colson (13), Matt Farrell (12) T.J. Gibbs (10), D.J. Harvey (10)
Had 6 double-figure scorers	vs. Seattle (11/16/16)* Bonzie Colson 16, V.J. Beachem 16 Matt Farrell 13, Steve Vasturia 13 Rex Pflueger 12, T.J. Gibbs 11
Had 7 double-figure scorers	vs. North Carolina A&T (12/4/16)*# V.J. Beachem 19, Matt Ryan 17 Matt Farrell 15, Steve Vasturia 13 T.J. Gibbs 12, Rex Pflueger 10 Bonzie Colson 10
Had 4 players score 15 points	vs. Chicago State (11/16/17)* T.J. Gibbs (23), Matt Farrell (18) D.J. Harvey (16), Bonzie Colson (15)
Had two double-figure rebounders	vs. Duke (3/10/16) Zach Auguste (22), Bonzie Colson (12)
Had two players with 10 or more assists	vs. Chicago State (11/26/12)* Eric Atkins (11), Jerian Grant (10)*
Had two players with double-doubles	vs. Mount St. Mary's (11/13/17)* Bonzie Colson (27 pts, 11 reb), Rex Pflueger (13 pts, 10 reb)
Had three players with double-doubles	vs. Chicago State (11/26/12)* Jerian Grant (22 pts, 10 assts), Eric Atkins (13 pts, 11 assts), Jack Cooley (11 pts, 11 rebs)*
Had two 30-point scorers	vs. Villanova (2/28/11) Ben Hansbrough - 30, Tim Abromaitis - 30*
Had two 20-point scorers	vs. Chaminade (11/20/17) at Maui Invitational Matt Farrell (27), Bonzie Colson (23)
Had three 20-point scorers	vs. Duke (1/16/16) Bonzie Colson (31), Demetrius Jackson (24), Steve Vasturia (22)
Made 10 or more three-point field goals	46.9% (15-32), vs. LSU (11/21/17) at Maui Invitational
Made 20 three-point field goals	62.5% (20-32), vs. Villanova (2/28/11)*
Made 10 three-point field goals in a half	35.5% (11-31) at Boston College (2/14/17)
Made 30 free throws	30-33, vs. Iowa (11/29/16)*
Had 25 or more assists	29, vs. North Carolina A&T (12/4/16)*
Committed 5 turnovers or less	3 turnovers vs. Bryant (11/12/16)*
Committed 10 turnovers or less	10 at Michigan State (11/30/17)
Committed 25 turnovers	26 turnovers, vs. Villanova (2/8/00)
Forced 25 turnovers	30 turnovers, vs. New Hampshire (11/16/01)
Had a player ejected	vs. St. Francis Brooklyn (12/3/17)* Bonzie Colson (inadvertent elbow, flagrant two)
Had a coach ejected	vs. St. Francis Brooklyn (12/3/17)* Mike Brey

AN IRISH PLAYER HAD ...

25+ points	vs. Ball State (12/5/17)* Bonzie Colson (26)
30+ points	vs. Florida State (2/11/17)* Bonzie Colson (33)
35+ points	vs. Cincinnati (2/4/10)* Luke Harangody (37)
40+ points	vs. Louisville (2/28/08) Luke Harangody (40)
50+ points	vs. TCU (3/13/71) Austin Carr 52
15 or more rebounds	vs. Wake Forest (2/7/17)* Bonzie Colson 16
20 rebounds	vs. Duke (3/10/16) Zach Auguste 22
a double-double	vs. St. Francis Brooklyn (12/3/17)* Martinus Geben (14 pts, 10 reb)
a triple-double	vs. New Hampshire (11/16/01)*# Chris Thomas (24 pts, 11 ast, 11 steals)
20 points & 10 rebounds	vs. Wichita State (11/22/17) Bonzie Colson (25 pts, 11 reb)
25+ points and 15+ rebounds	vs. Wake Forest (2/7/17)* Bonzie Colson (27 points, 16 rebounds)
20 points & 20 rebounds	vs. Seton Hall (1/8/01) Troy Murphy (25 pts, 20 rebs)
20 points & 10 assists	vs. Purdue (12/17/16) Matt Farrell (22 pts, 10 assts)
10 assists	vs. Purdue (12/17/16) Matt Farrell (10)
10 blocks	vs. Belmont (11/17/02)*# Jordan Cornette (11)
10 steals	vs. New Hampshire (11/16/01)*# Chris Thomas (11)
Five three-point FGs	vs. LSU (11/21/17) T.J. Gibbs (6-10)
Seven three-point FGs	at NC State (2/18/17) V.J. Beachem (7-12)
3 consecutive 20-point games	vs. Wake Forest (2/7/14)*, vs. Florida State (2/11/17)* at Boston College (2/14/17) Bonzie Colson (27, 33, 20)
4 consecutive 20-point games	vs. Providence (2/23/11), Seton Hall (2/26/11), Villanova (2-28-11), Connecticut (3/5/11), Cincinnati (3-10-11) Ben Hansbrough (32, 21, 30, 21, 23)
5 consecutive 20-point games	vs. Providence (2/23/11), Seton Hall (2/26/11), Villanova (2-28-11), Connecticut (3/5/11), Cincinnati (3-10-11) Ben Hansbrough (32, 21, 30, 21, 23)

AN OPPOSING PLAYER HAD...

25+ points	Boston College (2/14/17) Ky Bowman (29)
30+ points	Clemson (2/8/16) Jaron Blossomgame (30)
35+ points	Villanova (12/10/16) Josh Hart (37)
40+ points	Providence (2/23/11) Marshon Brooks (52)
50+ points	Providence (2/23/11) Marshon Brooks (52)
15 rebounds	Florida State (3/10/17) Jonathan Isaac (15)
20 rebounds	Pittsburgh (1/31/09) DeJuan Blair (22)
a double-double	Louisville (3/4/17) Mangok Mathiang (18 pts, 11 reb)
a triple-double	Connecticut (2/21/06) Marcus Williams (18 pts, 10 rebs, 13 assts)
20 points & 10 rebounds	Wake Forest (2/7/17)* John Collins (24 points, 14 rebounds)
20 points & 20 rebounds	Pittsburgh (1/31/09) DeJuan Blair (23 pts., 22 rebs.)
10 assists	Milwaukee (11/17/15) Akeem Springs (10)
10 blocks	Connecticut (1/5/08)* Hasheem Thabeet (10)
10 steals	Temple (1/29/89)* Mark Macon (11)

*indicates Notre Dame home game; #school record; @Purcell Pavilion record;

NOTRE DAME HIGHS & LOWS UNDER MIKE BREY

NOTRE DAME - TEAM GAME HIGHS (1ST HALF)

Points	62 vs. Loyola-Chicago (11/22/00) 62 vs. Georgia Southern (11/12/10)*
Field Goals Made	24 vs. IPFW (11/10/06)* 24 vs. Syracuse (1/30/07)
Field Goals Attempted	43 vs. New Hampshire (11/16/01)* 43 vs. Syracuse (1/30/07)
Field Goal Percentage	75.0% (18-24) vs. West Virginia (1/9/10)*
3 PT Field Goals Made	14 vs. South Dakota (12/2/08)*
3 PT Field Goals Attempted	23 vs. South Dakota (12/2/08)*
3 PT Field Goals Percentage	85.7% (6-7) vs. West Virginia (1/9/10)*
Free Throws Made	18 vs. Liberty (11/22/09)* 18 vs. Maine (11/22/10)*
Free Throws Attempted	24 vs. Liberty (11/22/09)*
Free Throw Percentage	100.0% on 43 occasions
Total Rebounds	32 vs. Chicago State (11/17/10)*
Assists	19 vs. Canisius (12/19/00)*
Steals	12 vs. New Hampshire (11/16/01)*
Blocked Shots	13 vs. Belmont (11/17/02)*
Turnovers	14 on three occasions
Fouls	13 vs. St. John's (1/16/11)

NOTRE DAME - TEAM GAME HIGHS (2ND HALF)

Points	62 vs. North Carolina A&T (12/4/16)*
Points (including overtime)	68 vs. Georgetown (40T) (2/9/02)
Field Goals Made	24 vs. Pittsburgh (1/4/06) 24 vs. Army (11/24/13)*
Field Goals Attempted	63 vs. Georgetown (40T) (2/9/02)
Field Goal Percentage	75.0% on four occasions
3 PT Field Goals Made	11 vs. St. John's (3/6/04) 11 vs. North Carolina (11/26/08)
3 PT Field Goals Attempted	24 vs. Pittsburgh (1/4/06)
3 PT Field Goals Percentage (min 10 att)	75.0% (9-12) at DePaul (11/11/17)
Free Throws Made	27 vs. Seton Hall (2/18/06)
Free Throws Attempted	32 vs. California (11/26/10)
Free Throw Percentage	100.0% on 10 occasions
Total Rebounds	34 vs. Seton Hall (1/8/01)
Assists	19 vs. Army (11/24/13)*
Steals	14 vs. New Hampshire (11/16/01)*
Blocked Shots	6 on six occasions
Turnovers	13 vs. Niagara (12/21/05)* 13 vs. Marquette (1/12/08)
Fouls	26 vs. Pittsburgh (1/4/06)

NOTRE DAME - TEAM GAME HIGHS (TOTAL)

Points	116 vs. Georgetown (40T) (2/9/02)
Field Goals Made	42 vs. Canisius (12/19/00)*
Field Goals Attempted	94 vs. Georgetown (40T) (2/9/02)
Field Goal Percentage	66.7% (34-51) vs. Pittsburgh (1/30/02)*
3 PT Field Goals Made	20 vs. Villanova (2/28/11)*#
3 PT Field Goals Attempted	44 vs. Canisius (12/22/00)
3 PT Field Goals Percentage	72.7% (16-22) vs. Loyola Chicago (11/22/00)*#
Free Throws Made	34 vs. Cincinnati (1/15/08)*
Free Throws Attempted	49 vs. Louisville (50T) (2/9/13)*
Free Throw Percentage	100% (19-19) vs. Villanova (1/8/05)*#
Total Rebounds	64 vs. Georgetown (40T) (2/9/02)
Assists	32 vs. Canisius (12/19/00)*#
Steals	26 vs. New Hampshire (11/16/01)*#
Blocked Shots	19 vs. Belmont (12/17/02)*#
Turnovers	24 vs. Marquette (1/12/08)
Fouls	32 vs. Pittsburgh (1/4/06) 32 vs. Louisville (50T) (2/9/13)*
Bench Points	45 vs. North Carolina A&T (12/4/16)*

* - Indicates game played at the Purcell Pavilion

- Indicates school record

NOTRE DAME - TEAM GAME LOWS (1ST HALF)

Points	17 vs. Connecticut (3/3/10)* 17 vs. USF (3/8/12)
Field Goals Made	4 vs. St. John's (1/16/11) 4 vs. Indiana (12/17/11)
Field Goals Attempted	14 vs. St. John's (1/16/11)
Field Goal Percentage	18.8% (6-32) vs. Connecticut (2/21/04)
3 PT Field Goals Made	0 eight occasions
3 PT Field Goals Attempted	2 vs. Northeastern (3/19/15)
3 PT Field Goals Percentage	0.0% on eight occasions
Free Throws Made	0 on 17 occasions
Free Throws Attempted	0 on 10 occasions
Free Throw Percentage	0.0% on 17 occasions
Total Rebounds	7 vs. North Carolina (3/27/16)
Assists	1 vs. Villanova (1/27/07)*
Steals	0 on 23 occasions
Blocked Shots	0 on 65 occasions
Turnovers	0 vs. Pittsburgh (1/9/16)* 0 vs. DePaul (1/23/10)*
Fouls	0 vs. Samford (12/30/04)*

NOTRE DAME - TEAM GAME LOWS (2ND HALF)

Points	18 vs. Pittsburgh (3/11/10)
Field Goals Made	5 vs. West Virginia (1/9/10)* 5 vs. Pittsburgh (3/11/10)
Field Goals Attempted	13 vs. Pittsburgh (3/11/10)
Field Goal Percentage	21.4% (6-28) vs. Harvard (11/19/04)*
3 PT Field Goals Made	0 on nine occasions
3 PT Field Goals Attempted	2 vs. Rutgers (2/6/11)* 2 vs. Duke (3/13/15)
3 PT Field Goals Percentage	0.0% on nine occasions
Free Throws Made	0 vs. Pittsburgh (1/12/04) 0 vs. Indiana (11/24/08) 0 vs. Old Dominion (3/18/10) 0 vs. Indiana (12/19/15)
Free Throws Attempted	0 vs. Indiana (11/24/08) 0 vs. Old Dominion (3/18/10)
Free Throw Percentage	0.0% on five occasions
Total Rebounds	7 vs. Rutgers (3/1/03) 7 vs. Northeastern (3/19/15)
Assists	0 vs. Harvard (11/19/04)
Steals	0 on 21 occasions
Blocked Shots	0 on 64 occasions
Turnovers	0 on three occasions
Fouls	3 on six occasions

NOTRE DAME - TEAM GAME LOWS (TOTAL)

Points	41 vs. Washington State (3/22/08) 41 vs. Georgetown (2/27/12)
Field Goals Made	13 on three occasions
Field Goals Attempted	34 vs. Pittsburgh (3/11/10)
Field Goal Percentage	24.5% (13-53) vs. Washington State (3/22/08)
3 PT Field Goals Made	1 on four occasions
3 PT Field Goals Attempted	6 vs. Northeastern (3/19/15)
3 PT Field Goals Percentage	5.0% (1-20) vs. California (11/26/10)
Free Throws Made	1 vs. Connecticut (2/28/09)
Free Throws Attempted	3 vs. Old Dominion (3/18/10)
Free Throw Percentage	20.0% (1-5) vs. Connecticut (2/28/09)
Total Rebounds	15 vs. North Carolina (3/27/16)
Assists	6 vs. Mississippi (3/18/01) 6 vs. Gonzaga (11/30/11)
Steals	1 on eight occasions
Blocked Shots	0 on 15 occasions
Turnovers	2 vs. DePaul (1/23/10)* 2 vs. North Carolina (2/6/16)*
Fouls	6 on three occasions

OPPONENT HIGHS & LOWS UNDER MIKE BREY

OPPONENT - TEAM GAME HIGHS (1ST HALF)

Points	53, Arizona (3/27/03)
Field Goals Made	23, Arizona (3/27/03)
Field Goals Attempted	44, Georgetown (3/4/01)*
Field Goal Percentage	81.0% (17-21), Duke (2/7/15)
3 PT Field Goals Made	9, Syracuse (1/11/06)* 9, Lehigh (11/27/06)*
3 PT Field Goals Attempted	19, Syracuse (1/11/06)*
3 PT Field Goal Percentage (min. 5 att.)	87.5% (16-18), Duke (2/7/15)
Free Throws Made	14, Sacred Heart (11/18/00)*
Free Throws Attempted	19, Sacred Heart (11/18/00)*
Free Throw Percentage	100.0%, on 55 occasions
Total Rebounds	33, Connecticut (2/21/04)
Assists	15, Seton Hall (2/11/10)
Steals	9, Miami (Fla.) (2/23/02) 9, Marquette (1/12/08)
Blocked Shots	10, Connecticut (2/21/04)
Turnovers	16, Loyola (Chicago) (11/22/00)*
Fouls	16, on four occasions

OPPONENT - TEAM GAME HIGHS (2ND HALF)

Points	68, Georgetown (4 OT) (2/9/02)
Field Goals Made	21, Syracuse (2/24/08)*
Field Goals Attempted	49, Syracuse (2/24/08)*
Field Goal Percentage	76.2% (16-21), Virginia (2/22/14)
3 PT Field Goals Made	9, on three occasions
3 PT Field Goals Attempted	22, Tennessee Tech (12/17/00)*
3 PT Field Goal Percentage	100.0% on three occasions
Free Throws Made	24, Pittsburgh (2 OT) (1/4/06)
Free Throws Attempted	39, Pittsburgh (2 OT) (1/4/06)
Free Throw Percentage	100.0% on 24 occasions
Total Rebounds	38, Georgetown (4 OT) (2/9/02)
Assists	19, Pittsburgh (2 OT) (1/4/06)
Steals	9, on two occasions
Blocked Shots	11, Georgetown (4 OT) (2/9/02)
Turnovers	15, New Hampshire (11/16/01)*
Fouls	20, Seton Hall (2/18/06) 20, Rutgers (2/6/11)

OPPONENT - TEAM GAME HIGHS (TOTAL)

Points	111, Georgetown (4 OT) (2/9/02)
Field Goals Made	41, Syracuse (3/4/03)*
Field Goals Attempted	82, Syracuse (2/24/08)*
Field Goal Percentage	63.6% (28-44), Virginia (2/22/14)
3 PT Field Goals Made	14, Texas (12/7/02) 14, Lehigh (11/27/06)*
3 PT Field Goals Attempted	37, West Virginia (1/9/10)*
3 PT Field Goal Percentage	73.7% (14-19), Lehigh (11/27/06)*
Free Throws Made	35, Louisville (2OT) (2/17/10)
Free Throws Attempted	48, Louisville (5OT) (2/9/13)*
Free Throw Percentage (min. 8 att.)	100%, on eight occasions
Total Rebounds	59, Connecticut (2/21/04)
Assists	30, Pittsburgh (2 OT) (1/4/06)
Steals	13, Niagara (12/21/05)* 13, North Carolina (2/8/14)*
Blocked Shots	19, Connecticut (OT) (2/21/06)
Turnovers	30, New Hampshire (11/16/01)*
Fouls	34, Louisville (5OT) (2/9/13)*

OPPONENT - TEAM GAME LOWS (1ST HALF)

Points	5, California (11/26/10)
Field Goals Made	2, California (11/26/10)
Field Goals Attempted	18, Georgetown (2/27/10)
Field Goal Percentage	8.0% (2-25), California (11/26/10)
3 PT Field Goals Made	0, on 21 occasions
3 PT Field Goals Attempted	1, Marquette (3/14/13)
3 PT Field Goal Percentage	0.0%, on 21 occasions
3 PT Field Goal Percentage (min 10 att)	10.0% (1-10), at NC State (2/18/17)
Free Throws Made	0, on 41 occasions
Free Throws Attempted	0, on 22 occasions
Free Throw Percentage	22.2% (2-9), Florida State (2/11/17)*
Total Rebounds	7, Georgetown (2/27/10) 7, Maine (11/22/10)*
Assists	1, on four occasions
Steals	0, on 24 occasions
Blocked Shots	0, on 78 occasions
Turnovers	1, on 10 occasions
Fouls	1, on three occasions

OPPONENT - TEAM GAME LOWS (2ND HALF)

Points	8, Monmouth (11/16/07)
Field Goals Made	3, Monmouth (11/16/07)
Field Goals Attempted	16, Wake Forest (3/12/14)
Field Goal Percentage	13.0% (3-23), Monmouth (11/16/07)
3 PT Field Goals Made	0, on 21 occasions
3 PT Field Goals Attempted	2 on three occasions
3 PT Field Goal Percentage	0.0% on 20 occasions
Free Throws Made	0, on seven occasions
Free Throws Attempted	0, on two occasions
Free Throw Percentage	0.0%, on seven occasions
Total Rebounds	5, Boston College (2/21/15)
Assists	1 on five occasions
Steals	0, on 20 occasions
Blocked Shots	0, on 67 occasions
Turnovers	0, Monmouth (11/26/15) 0, West Virginia (3/10/04) 0, Pittsburgh (1/31/09)
Fouls	2, Boston College (1/7/16) 2, Connecticut (2/21/05)

OPPONENT - TEAM GAME LOWS (TOTAL)

Points	33, Monmouth (11/16/07)
Field Goals Made	12, Bucknell (11/22/02)*
Field Goals Attempted	35, Rutgers (3/1/03)
Field Goal Percentage	21.1% (12-57), Bucknell (11/22/02)*
3 PT Field Goals Made	0, Pittsburgh (2/18/13)
3 PT Field Goals Attempted	7, Seton Hall (2/5/03) 7, Indiana (12/17/11)
3 PT Field Goal Percentage	0.0% (0-8), Pittsburgh (2/18/13)
Free Throws Made	0, Loyola Chicago (12/13/15)* 0, Charleston Southern (11/26/04)*
Free Throws Attempted	0, Charleston Southern (11/26/04)*
Free Throw Percentage	31.8% (7-22), Florida State (2/11/17)*
Total Rebounds	17, Kennesaw State (12/19/12)*
Assists	4 on four occasions
Steals	0, Mikwaukee (11/17/15)* 0, Binghamton (11/14/14)*
Blocked Shots	0, on 27 occasions
Turnovers	3 on four occasions
Fouls	7, Connecticut (1/24/09)* 7, Connecticut (2/28/09)

* - Indicates games played at Purcell Pavilion

2017-18 Notre Dame Men's Basketball
Notre Dame Combined Team Statistics (as of Dec 05, 2017)
All games

RECORD:	OVERALL	HOME	AWAY	NEUTRAL
ALL GAMES	7-2	3-1	1-1	3-0
CONFERENCE	0-0	0-0	0-0	0-0
NON-CONFERENCE	7-2	3-1	1-1	3-0

#	Player	gp-gs	min	avg	Total		3-Point		F-Throw		Rebounds					pts	avg					
					fg-fga	fg%	3fg-fga	3fg%	ft-fa	ft%	off	def	tot	avg	pf			dq	a	to	blk	stl
35	Bonzie Colson	9-9	288	32.0	67-127	.528	5-21	.238	37-50	.740	16	68	84	9.3	17	0	11	14	22	19	176	19.6
05	Matt Farrell	9-9	307	34.1	48-111	.432	22-59	.373	23-28	.821	3	15	18	2.0	12	0	45	18	0	12	141	15.7
10	TJ Gibbs	9-9	309	34.3	40-82	.488	21-40	.525	21-33	.636	4	16	20	2.2	16	0	27	10	0	8	122	13.6
23	Martinas Geben	9-9	187	20.8	31-43	.721	0-0	.000	20-24	.833	15	34	49	5.4	12	0	11	6	11	4	82	9.1
00	Rex Pflueger	9-9	282	31.3	24-58	.414	8-22	.364	15-19	.789	14	26	40	4.4	16	0	22	14	2	16	71	7.9
03	DJ Harvey	9-0	161	17.9	20-39	.513	6-15	.400	12-15	.800	5	17	22	2.4	6	0	6	5	2	3	58	6.4
33	John Mooney	9-0	101	11.2	14-22	.636	6-10	.600	4-9	.444	4	25	29	3.2	15	0	4	6	2	3	38	4.2
12	Elijah Burns	8-0	77	9.6	6-14	.429	1-1	1.000	5-6	.833	5	9	14	1.8	9	0	1	2	0	3	18	2.3
13	Nikola Djogo	6-0	26	4.3	1-4	.250	1-2	.500	2-4	.500	1	0	1	0.2	4	0	5	2	0	0	5	0.8
01	Austin Torres	7-0	41	5.9	2-3	.667	0-0	.000	0-2	.000	4	5	9	1.3	9	0	1	2	4	1	4	0.6
21	Matt Gregory	6-0	14	2.3	1-3	.333	1-3	.333	0-0	.000	0	2	2	0.3	0	0	0	0	0	0	3	0.5
25	Liam Nelligan	4-0	7	1.8	0-1	.000	0-1	.000	0-0	.000	1	0	1	0.3	0	0	0	0	1	0	0	0.0
Team											6	17	23				3					
Total.....		9	1800		254-507	.501	71-174	.408	139-190	.732	78	234	312	34.7	116	0	133	82	44	69	718	79.8
Opponents.....		9	1800		217-549	.395	66-216	.306	75-104	.721	110	199	309	34.3	152	-	111	114	28	36	575	63.9

TEAM STATISTICS	ND	OPP	Date	Opponent	Score	Att.
SCORING	718	575	11/11/17	at DePaul	w 72-58	10194
Points per game	79.8	63.9	11/13/17	MOUNT ST. MARY'S	w 88-62	6633
Scoring margin	+15.9	-	11/16/17	CHICAGO STATE	w 105-66	8046
FIELD GOALS-ATT	254-507	217-549	11/20/17	vs CHAMINADE	w 83-56	2400
Field goal pct	.501	.395	11/21/17	vs LSU	w 92-53	2400
3 POINT FG-ATT	71-174	66-216	11/22/17	vs WICHITA STATE	w 67-66	2400
3-point FG pct	.408	.306	11/30/17	at Michigan State	L 63-81	14797
3-pt FG made per game	7.9	7.3	12/3/17	ST. FRANCIS BROOKLYN	w 71-53	8911
FREE THROWS-ATT	139-190	75-104	12/5/17	BALL STATE	L 77-80	8891
Free throw pct	.732	.721				
F-Throws made per game	15.4	8.3				
REBOUNDS	312	309				
Rebounds per game	34.7	34.3				
Rebounding margin	+0.3	-				
ASSISTS	133	111				
Assists per game	14.8	12.3				
TURNOVERS	82	114				
Turnovers per game	9.1	12.7				
Turnover margin	+3.6	-				
Assist/turnover ratio	1.6	1.0				
STEALS	69	36				
Steals per game	7.7	4.0				
BLOCKS	44	28				
Blocks per game	4.9	3.1				
ATTENDANCE	32481	32191				
Home games-Avg/Game	4-8120	2-12496				
Neutral site-Avg/Game	-	3-2400				

* - Conference game

Score by Periods	1st	2nd	Totals
Notre Dame	324	394	718
Opponents	281	294	575

**2017-18 Notre Dame Men's Basketball
Notre Dame Team Game-by-Game Comparison (as of Dec 05, 2017)
All games**

Opponent	1st	2nd	Score	Mar	Total FG	FG Pct	3-Pointers	3FG Pct	Free Throws	FT Pct	Rebounds	Assist	T/Over	Block	Steal	Fouls	
DePaul	29/25	43/33	72-58	+14	25-53/22-65	.472/.338	12-27/5-22	.444/.227	10-16/9-16	.625/.563	40/36	+4	10/9	9/4	3/2	1/4	15/12
MOUNT ST. MARY'S	40/32	48/30	88-62	+26	33-63/24-61	.524/.393	4-12/11-35	.333/.314	18-19/3-4	.947/.750	39/29	+10	17/11	6/13	6/1	8/4	9/14
CHICAGO STATE	56/29	49/37	105-66	+39	36-58/22-61	.621/.361	10-22/6-16	.455/.375	23-30/16-21	.767/.762	41/24	+17	18/13	12/15	8/2	9/9	18/21
CHAMINADE	38/29	45/27	83-56	+27	28-52/24-68	.538/.353	9-20/7-29	.450/.241	18-26/1-4	.692/.250	38/37	+1	15/9	10/12	6/3	7/4	12/18
LSU	40/24	52/29	92-53	+39	33-64/19-52	.516/.365	15-32/6-23	.469/.261	11-17/9-12	.647/.750	35/32	+3	18/9	6/17	2/4	12/2	10/15
WICHITA STATE	23/37	44/29	67-66	+1	25-51/27-59	.490/.458	4-12/8-23	.333/.348	13-17/4-5	.765/.800	29/32	(3)	13/17	9/10	5/4	6/3	14/16
Michigan State	26/46	37/35	63-81	(18)	24-54/31-60	.444/.517	8-18/9-21	.444/.429	7-10/10-14	.700/.714	21/42	(21)	16/21	10/13	6/6	8/4	15/14
ST. FRANCIS BROOKLYN	43/25	28/28	71-53	+18	24-58/19-60	.414/.317	3-14/6-23	.214/.261	20-29/9-12	.690/.750	43/37	+6	10/10	10/16	6/3	9/2	10/21
BALL STATE	29/34	48/46	77-80	(3)	26-54/29-63	.481/.460	6-17/8-24	.353/.333	19-26/14-16	.731/.875	26/40	(14)	16/12	10/14	2/3	9/4	13/21

Note: Game totals are displayed in the format TEAM/OPPONENT for each category