

NOTRE DAME Fighting Irish (8- 2, 0- 0) at SETON HALL Pirates (8- 3, 0- 0)



Date: Wednesday, January 5, 2005

Place: Continental Airlines Arena (20,029)

Time: 8:00 p.m. (EST)

TV: ESPN2 — Sean McDonough (play-by-play analyst) and Bill Raftery (color analyst)

Radio: Notre Dame Sports Properties (Jack Lorri, Jack Nolan) originates the Notre Dame Radio Network which includes: WZOW 97.7 FM and 102.3 FM (South Bend, Ind./Michiana Region); ESPN 1000 AM (Chicagoland area); ESPN 950 AM (Indianapolis, Ind.); WGL 1250 (Fort Wayne, Ind. and Northeast Indiana); WEFM 95.9 (Michigan City and Gary, Ind.), WLUV 96.7 FM and 1520 AM (Rockford and DeKalb, Ill. and Beloit and Janesville, Wis.); ESPN 1480 AM-WRSW (Warsaw, Ind.) and WAMW 107.9 FM and 1580 AM in Washington, Ind.). Radio broadcasts also can be heard through the World Wide Web at www.und.com and SIRIUS Satellite Radio.

Real-Time Stats: Live in-game statistics are available for all home games, via the Notre Dame athletic website (www.und.com).

Tonight's Game:

Notre Dame (8-2) opens up BIG EAST play in tonight's matchup against Seton Hall (8-3) ... It's the first of three games in five days for the Irish who play host to Villanova on January 8 and Syracuse on January 10 ... In fact, Notre Dame opens conference play by playing three of its first four games at home ... The Irish have won four straight (the longest win streak of the season) following their 56-44 victory over Samford on December 30 ... This will be Notre Dame's first road game since a 55-45 win at Indiana on December 8 ... It will be just the third road game of the year as the Irish opened up the season by playing eight of their first 10 games at home ... The 44 points yielded by Notre Dame in its last game marked the fourth time this year that it had held an opponent to 45 points and under.

Celebrating 100 Seasons:

The 2004-05 season marks the 100th season for the Notre Dame men's basketball program ... A special logo has been designed and there will be events throughout the season commemorating the occasion ... Notre Dame is one of 13 Division I schools celebrating its 100th season of basketball this year ... The others include: Dayton, Delaware, Duke, Georgia, Howard, Illinois, Miami (Ohio), Northwestern, Oregon, Virginia, William and Mary and Wyoming.

Notre Dame played its first varsity game on January 29, 1898 (a 64-8 loss to First Regiment) ... The Irish played two other games that season and finished with a 1-2 record ... The following year, they played two games in 1899 and then did not field a team again until the 1907-08 campaign.

Starting The Season Ranked:

For the second consecutive year and 24th time in the program's history, Notre Dame began the season ranked — 20th in the Associated Press and 21st in the ESPN/USA Today preseason rankings ... This marks the third time a Notre Dame team under head coach Mike Brey has been ranked ... His first Irish team, the 2000-01 squad, started the year tied for 15th in the AP Poll and were 17th in the ESPN/USA Today ranking ... Last season 2003-04 squad was 21st and tied for 19th, respectively in the two polls at the start of the year ... Notre Dame has been out of the polls for the last five weeks after climbing to 20th in the AP and 19th in the ESPN/USA Today rankings.

BIG EAST Openers:

Tonight's BIG EAST opener against Seton Hall marks the seventh time in 10 years (since joining the league in 1995-96) that the Irish will be opening conference play on the road ... Notre Dame is 4-5 all-time in league openers ... Under head coach Mike Brey, his Irish teams are 1-3 in BIG EAST openers.

Thomas Reaches Another Notre Dame Milestone:

With five steals against Army on December 19, Chris Thomas became the school's career steals leader, eclipsing the mark of 202 set by David Graves from

2004- 05 University of Notre Dame Men's Basketball Schedule (8- 2, 0- 0 BIG EAST)

November

4	Thur.	ST. JOSEPH'S- IN (Ex.)	W, 80- 67
10	Wed.	QUINCY (Ex.)	W, 80- 61
19	Fri.	(20/21) HARVARD	W, 66- 59
23	Tue.	(21/21) IPFW	W, 73- 45
26	Fri.	(21/21) CHARLESTON SOUTHERN	W, 54- 38

December

4	Sat.	(20/19) at Michigan (ESPN)	L, 60-61
8	Wed.	at Indiana (ESPN)	W, 55-45
11	Sat.	DEPAUL (ESPN2)	L, 73- 84
19	Sun.	ARMY	W, 71- 52
22	Wed.	MARIST	W, 88- 73
28	Tue.	WESTERN ILLINOIS	W, 78- 61
30	Thur.	SAMFORD	W, 56- 44

January

5	Wed.	at Seton Hall* (ESPN2)	8:00 p.m.
8	Sat.	VILLANOVA*	12:00 p.m.
10	Mon.	SYRACUSE* (ESPN)	7:00 p.m.
15	Sat.	ST. JOHN'S*	2:00 p.m.
19	Wed.	at West Virginia*	7:00 p.m.
23	Sun.	at Georgetown*	12:00 p.m.
26	Wed.	at Villanova* (ESPN2)	7:30 p.m.
30	Sun.	CONNECTICUT* (CBS)	3:45 p.m.

February

5	Sat.	at Syracuse* (ESPN)	9:00 p.m.
8	Tue.	BOSTON COLLEGE* (ESPN2)	7:00 p.m.
12	Sat.	at Pittsburgh* (ESPN)	12:00 p.m.
16	Wed.	GEORGETOWN* (ESPN Classic)	8:00 p.m.
19	Sat.	at Providence*	12:00 p.m.
21	Mon.	at Connecticut* (ESPN)	7:00 p.m.
27	Sun.	UCLA (CBS)	2:00 p.m.

March

2	Wed.	RUTGERS* (ESPN Classic)	8:00 p.m.
5	Sat.	PITTSBURGH* (CBS)	2:00 p.m.
9-	Wed.-	BIG EAST Championship	
12	Sat.	(Madison Square Garden)	
17-	Thur.-	NCAA First and Second Rounds	
20	Sun.		
24-	Thur.-	NCAA Regional	
27	Sun.		

April

2 &	Sat.	& NCAA Final Four Championship	
4	Mon.	(Edward Jones Dome - St. Louis, Mo.)	

* - indicates BIG EAST game

all times local site

() - indicates Associated Press and ESPN/USA Today rankings at time of game

**Associated Press
(Week of Jan. 3)**

	<u>Last Week</u>
1. Illinois	1
2. Kansas	2
3. North Carolina	4
4. Wake Forest	5
5. Duke	6
6. Syracuse	7
7. Oklahoma State	3
8. Kentucky	8
9. Georgia Tech	9
10. Connecticut	11
11. Gonzaga	12
12. Washington	13
13. Arizona	14
14. Iowa	16
15. Texas	15
16. Pittsburgh	10
17. Louisville	19
18. Mississippi	21
19. Alabama	18
20. Michigan State	23
21. West Virginia	NR
22. Maryland	24
23. Cincinnati	22
24. George Washington	20
25. Boston College	NR

bold indicates 2004-05 opponent

**ESPN/USA TODAY
(Week of Jan. 3)**

	<u>Last Week</u>
1. Illinois	1
2. Kansas	2
3. Wake Forest	4
4. North Carolina	5
5. Duke	6
6. Oklahoma State	3
7. Syracuse	8
8. Kentucky	10
9. Connecticut	11
10. Georgia Tech	9
11. Texas	12
12. Pittsburgh	7
13. Arizona	14
14. Washington	16
15. Iowa	18
16. Louisville	19
17. Gonzaga	21
18. Alabama	13
19. Michigan State	20
20. Cincinnati	17
21. Maryland	23
22. Mississippi State	24
23. West Virginia	NR
24. North Carolina State	15
25. George Washington	22

bold indicates 2004-05 opponent

LAST IRISH OUTING

**Notre Dame 56, Samford 44
December 30, 2004**

Joyce Center — Notre Dame, IN

	3-pt										
Samford	FG-A	FG-A	FT-A	REB	PF	TP	A	TO	BK	ST	MIN
Robert Merritt	4-10	1-3	2-4	3-4-7	0	11	1	3	0	4	34
Jon Mills	3-5	0-2	0-0	0-0-0	3	6	2	2	0	0	27
Bryan Boerjan	0-3	0-2	0-0	1-3-4	1	0	0	2	0	2	20
Jerry Smith	3-5	0-1	0-0	0-3-3	0	6	2	3	0	1	28
Randy Gulina	4-8	1-4	0-0	0-4-4	1	9	0	4	0	1	29
Joe Ross Merritt	2-4	1-2	0-0	0-3-3	3	5	2	1	0	0	16
Ryan Woolsey	0-1	0-1	0-0	0-0-0	1	0	3	1	0	1	10
Curtis West	0-2	0-1	0-0	0-0-0	0	0	1	1	0	0	11
Travis Peterson	1-2	1-1	2-2	0-1-1	3	5	0	0	1	0	15
Josh Hare	1-2	0-0	0-0	0-0-0	0	2	0	0	0	0	9
Anthony LoPiano	0-0	0-0	0-0	0-0-0	0	0	0	0	0	0	1
Team				1-2-3		1					
TOTALS	18-42	4-17	4-6	5-20-25	14	44	11	17	1	9	200
FG%: 1st Half 8-22, .364; 2nd Half 10-20, .500; Game .429; 3-PT%: 1st Half 1-7, .143; 2nd Half 3-10, .300; Game .235; FT%: 1st Half 0-0, .000; 2nd Half 4-6, .667; Game .667; Deadball: 0.											

	3-pt										
Notre Dame	FG-A	FG-A	FT-A	REB	PF	TP	A	TO	BK	ST	MIN
Torin Francis	0-4	0-0	0-2	5-9-14	0	0	0	0	1	0	22
Dennis Latimore	4-6	0-0	0-0	1-3-4	1	8	0	4	0	0	24
Chris Thomas	4-12	2-4	4-4	0-3-3	0	14	4	3	0	4	29
Chris Quinn	4-10	3-6	0-0	1-0-1	0	9	2	1	0	3	38
Colin Falls	3-7	3-6	0-0	1-1-2	2	9	1	1	1	0	28
Omari Isreal	0-1	0-0	0-0	0-0-0	1	0	0	1	0	0	7
Rick Cornett	0-2	0-0	0-0	0-0-0	0	0	0	0	0	0	4
Jordan Cornette	2-6	1-2	0-0	2-1-3	0	5	1	2	0	1	23
Rob Kurz	0-1	0-1	0-0	0-0-0	0	0	0	0	0	0	4
Russell Carter	3-4	1-1	4-6	4-3-7	3	11	2	3	0	1	20
Greg Bosl	0-0	0-0	0-0	0-0-0	0	0	0	0	0	0	1
Team				1-1-2							
TOTALS	20-53	8-19	8-12	15-21-36	7	56	10	15	2	9	200
FG%: 1st Half 11-33, .333; 2nd Half 9-20, .450; Game .377; 3-PT%: 1st Half 4-11, .364; 2nd Half 4-8, .500; Game .421; FT%: 1st Half 2-5, .400; 2nd Half 6-7, .857; Game .667; Deadball: 2.											

SCORE BY PERIODS

	1	2	F
Samford	17	27	44
Notre Dame	28	28	56

OFFICIALS: Ryan Perone, Glen Mayborg, Earl Walton
TECHNICALS: Samford - TEAM
ATTENDANCE: 9,031

Notes: Torin Francis' 14 rebounds were a season high and marked the second straight game with 10-plus boards ... Russell Carter's 11 points marked the first time in his career that he scored in double figures ... Carter's seven rebounds and 20 minutes also were personal bests.

1998-2002 ... Thomas has 212 to his credit ... It's the second career record for Thomas who also is the school's career assists leader (710).

Road Warriors:

In Mike Brey's four-plus seasons, his Irish teams have compiled a road record of 40-27 (.597) ... That includes a 22-19 (.568) in true road games and a 15-8 (.652) in neutral site contests.

Irish On The Road Under Brey:

	<u>Away</u>	<u>Neutral</u>	<u>Overall</u>
2004-05	1-1	0-0	1-1
2003-04	6-5	2-1	8-6
2002-03	4-5	6-2	10-7
2001-02	8-4	5-3	13-7
2000-01	6-4	2-2	8-6
Totals	25-19	15-8	40-27
	(.568)	(.652)	(.597)

The Captains:

For the second time in school history and for the second consecutive year, Notre Dame will have four captains ... Seniors Chris Thomas and Jordan Cornette will once again serve as captains and are joined this year by juniors Torin Francis and Chris Quinn.

On This Date:

Notre Dame owns a 17-8 record (.680) when playing on January 5.

Scouting the Irish:

Notre Dame stands 8-2 following its fourth straight win six days ago against Samford ... The Irish defense is allowing just 56.2 points per game and has held four of its opponents to 45 points and under ... Three players are averaging double figures — Chris Thomas (14.6), Chris Quinn (12.7) and Dennis Latimore (10.7), while Colin Falls is next in the scoring column at 9.4 ppg ... Torin Francis is averaging 7.1 ppg, and leads the team with 8.2 rebounds per game ... Notre Dame owns a 37.6 to 32.3 advantage on the boards ... Thomas leads the team in both assists (7.2) and steals (2.8), while Jordan Cornette is the team

NOTRE DAME STARTING LINEUP:

2004-05 Statistics									
No.	Player	Pos	Ht.	Wt.	Class	PPG	RPG	Other	Notes:
34	Torin Francis	F	6-11	252	Jr.	7.1	8.2	541 career rebounds	Averaging 12.0 rebounds in last two games
41	Dennis Latimore	F	6-9	238	Sr.	10.7	5.9	7 games in double figures	Tied career-high with 18 points vs. Western Illinois
1	Chris Thomas	G	6-1	190	Sr.	14.7	5.1	7.2 aspg.	Averaging 16.3 points, 7.3 assists, 6.5 rebounds and 3.0 steals in last four games
2	Chris Quinn	G	6-2	185	Jr.	12.7	2.2	21 three-pointers	Leading scorer in five games
15	Colin Falls	G	6-4	204	So.	9.4	2.0	26 three-pointers	Started each of the last three games

2004-05 Statistics									
No.	Player	Pos	Ht.	Wt.	Class	PPG	RPG	Other	Notes:
5	Omari Isreal	F	6-9	233	So.	1.3	1.3	10 games played	4 points and 3 rebounds versus Charleston Southern
11	Rick Cornett	F	6-8	256	Jr.	2.7	2.5	13 offensive rebounds	Grabbed seven rebounds versus Michigan
12	Jordan Cornette	F	6-10	236	Sr.	4.9	4.1	169 career blocks	Needs 32 to become Irish career shot block leader
21	Ben Nickol	F	6-5	218	Jr.	0.0	0.0	5 games played	First-year walk-on
24	Chris Murphy	F	6-6	210	Jr.	0.0	0.0	1 game played	First year walk-on
31	Rob Kurz	F	6-9	219	Fr.	0.9	1.0	4.8 minutes per game	Lone freshman on Irish roster
43	Russell Carter	G	6-4	223	So.	4.3	2.9	10.6 minutes per game	Career bests of 11 points and 7 rebounds vs. Samford
55	Greg Bosl	G	6-1	198	Sr.	0.0	0.3	3 games played	Second-year walk-on

leader in blocks (14) and second in steals (19) ... Russell Carter has been a spark for the Irish off the bench in the last three games as he has averaged 7.3 points, 4.7 assists and 16.7 minutes ... Notre Dame is forcing 14.4 opponent turnovers and is averaging 8.8 steals per game, in addition to two blocked shots.

Irish In The National Statistics:

Chris Thomas stands fifth in assists (7.6 aspg.), while the Irish defense ranks 18th nationally (57.6 pppg.).

Series Record vs. Seton Hall:

Notre Dame owns a 10-7 advantage in the series and has won three of the last four meetings between the two schools ... The two schools faced each other just once during the 2003-04 campaign with the Irish earning a 71-68 victory at the Joyce Center ... Tonight's matchup will be the lone meeting for the two schools during the regular season ... Since Notre Dame became a member of the BIG EAST Conference in 1995-96, there have been 15 meetings with Irish teams owning a 9-6 advantage ... Irish teams are 3-5 in the eight times they have played the Pirates in East Rutherford ... The last time Notre Dame and Seton Hall met in East Rutherford, the Irish dropped a 78-72 decision.

The Irish All-Time:

In 99-plus seasons, Irish teams have posted a 1556-853 mark (.646).

Thomas, Francis On Wooden And Naismith Honor Rolls:

For the second consecutive year, Chris Thomas and Torin Francis are among 50 candidates for both the John R. Wooden All-America Team and Naismith Trophy award ... The Irish duo are among seven BIG EAST players named to the Wooden All-America Team, which also included five other conference players — Ryan Gomes (Providence), Carl Krauser (Pittsburgh), Gerry McNamara (Syracuse), Craig Smith (Boston College) and Hakim Warrick (Syracuse) ... All but Smith was named one of the 50 finalists for the the Naismith trophy.

Notre Dame's Most-Played Rivals

Marquette105 games.....	ND leads 75-30
Butler 101 games.....	ND leads 71-30
Michigan State	..94 games	ND leads 59-35
DePaul.....92 games	ND leads 50-42
Northwestern86 games	ND leads 63-23
Indiana.....67 games	IU leads 47-20
Kentucky.....58 games	UK leads 41-17
Pittsburgh48 games	ND leads 25-23
UCLA45 games ...	UCLA leads 27-18

Thomas Nominated For Senior Class Award:

Chris Thomas is one of 30 candidates for the Bayer Advantage Senior CLASS (Celebrating Loyalty and Achievement for Staying in School) Award ... The award is presented annually to the nation's senior player-of-the-year for NCAA Division I men's and women's basketball ... Irish women's basketball player Jacqueline Batteast is also one of 30 finalists on the women's side.

Home Sweet Home:

Since the inaugural season (1968-69) at the Joyce Center, Notre Dame owns a 438-132 record all-time for a .768 winning percentage ... The Irish are 53-17 (.757) at the

Series Record vs. Seton Hall

Notre Dame leads 10-7

Home: 7-1, Away: 3-5, Neutral: 0-1

Date	Site	Result	Score
2-18-82	East Rutherford, NJ	L	58-71
3-3-83	Notre Dame, IN	W	59-40
2-24-96	Notre Dame, IN	W	72-60
1-22-97	Notre Dame, IN	W	86-72
2-18-97	East Rutherford, NJ	L	74-85
1-17-98	East Rutherford, NJ	L	58-64
1-19-99	Notre Dame, IN	W	59-56
2-6-99	East Rutherford, NJ	W	76-70
3-3-99	New York, NY*	L	69-79
2-19-00	East Rutherford, NJ	W	76-74
1-8-01	East Rutherford, NJ	L	76-78
2-18-01	Notre Dame, IN	L	64-74
1-26-02	Notre Dame, IN	W	80-51
2-3-02	East Rutherford, NJ	W	63-61
1-12-03	Notre Dame, IN	W	74-64
2-5-03	East Rutherford, NJ	L	72-78
2-14-04	Notre Dame, IN	W	71-68

*-BIG EAST Tournament

Scoring	Total	Average
Notre Dame	1167	68.7
Seton Hall	1087	63.9

Current Win Streak: Notre Dame, 1 game

Brey vs. Seton Hall: 4-3

ND Biggest Win: 19 (59-40 on 3-3-83)

Seton Hall Biggest Win: 13 (58-71 on 2-18-82)

ND Biggest Win Streak: 3 (1983-97)

Seton Hall Biggest Win Streak: 2 (twice)

Poll Watching

Week	AP	ESPN/USA Today
(Preseason)	..20 21
Nov. 2221 21
Nov. 291920
Dec. 6NRNR
Dec. 13NRNR
Dec. 20NRNR
Dec. 27NRNR
Jan. 3NRNR

Inside the Irish Numbers

By Day

On Sundays:	1-0
On Mondays:	0-0
On Tuesdays:	2-0
On Wednesdays:	2-0
On Thursdays:	1-0
On Fridays:	2-0
On Saturdays:	0-2

By Time

Night Games:	7-1
Day Games:	1-1

By Location

Home Games:	7-1
Road Games:	1-1
Neutral Games:	0-0

By Halftime Score

Lead at halftime:	6-0
Trail at halftime:	0-1
Tied at halftime:	2-1

By Rebound Margin

Outrebounding opponents:	6-1
Outrebounded by opponents:	2-1
Same number of rebounds:	0-0

By Field Goal Shooting

Shoot better from field:	5-1
Shoot worse from field:	3-1
Shoot same from field:	0-0
Shoot 50% or better:	2-0
Shoot less than 50%:	6-2
Keep opponents under 50%:	8-1
Keep opponents under 40%:	4-1

By Free Throw Margin

Hit more free throws:	8-1
Hit fewer free throws:	0-1
Same number of free throws:	0-0

By Turnovers

Commit fewer turnovers:	6-0
Commit more turnovers:	2-2
Commit same number of turnovers:	0-0

By Margin

One-point games:	0-1
Two-point games:	0-0
Three-point games:	0-0
Four-point games:	0-0
5-10 point games:	2-0
11-20 point games:	5-1
21-30 point games:	1-0
31+point games:	0-0

By Conference

BIG EAST:	0-0
Ivy League:	1-0
Independent:	1-0
Big South:	1-0
Big 10:	1-1
Conference USA:	0-1
Patriot League:	1-0
Metro Atlantic Athletic:	1-0
Mid-Continent:	1-0
Ohio Valley:	1-0
Pac-10:	0-0

By Month

In November:	3-0
In December:	5-2
In January:	0-0
In February:	0-0
In March:	0-0

Joyce Center during Mike Brey's four-plus seasons, and since the 1996-97 campaign, they own an 102-34 mark for a .750 winning percentage ... Notre Dame was 14-2 at home in 2002-03, winning 10-plus games for the sixth time in seven years.

Toughest Ticket in Town:

Notre Dame's success on the hardwood has paid dividends at the box office ... For the fourth consecutive year, the number of season ticket holders increased, and already this season, six games are sold out (DePaul, Syracuse, St. John's, Connecticut, UCLA and Pittsburgh) ... Notre Dame students also showed their support for the Irish as the student allotment of 3,000 was a complete sellout in less than three hours.

Irish Medical Update:

Since March, five Irish players have had some type of surgical procedure ... Forward Torin Francis had back surgery on March 8 to repair a herniated disc ... He returned to the basketball court in June and was able to play with the team during its summer off-season conditioning program ... Point guard Chris Thomas underwent arthroscopic surgery on his left knee on April 9 for a tear on his left kneecap ... He was cleared to return to the court in August ... Rick Cornett had surgery for a stress fracture (broken left foot) on July 23 ... Rob Kurz had surgery on September 14 for a fractured jaw and walk-on Greg Bosl had surgery to remove a screw in his foot after suffering a break in August.

Shuffling The Lineup:

Irish coach Mike Brey has used three different starting lineups this season ... In 2003-04, injuries forced Brey into seven different starting rotations ... Below is list of the three different starting lineups that have been used and Notre Dame's record when starting those five players...

- Torin Francis, Jordan Cornette, Dennis Latimore, Chris Thomas and Chris Quinn (used this starting lineup through first seven games) — 5-2
- Jordan Cornette, Torin Francis, Chris Thomas, Chris Quinn and Colin Falls (Marist game) — 1-0
- Torin Francis, Dennis Latimore, Chris Thomas, Chris Quinn and Colin Falls (last two contests versus Western Illinois and Samford) — 2-0

BIG EAST Distinction:

Although Notre Dame fell one game short of recording its fourth straight 10-win season in league, the Irish own the distinction, along with Syracuse, as being the only two schools to post winning conference records each of the last four seasons ... Notre Dame has gone 11-5 (2000-01), 10-6 (2001-02), 10-6 (2002-03) and 9-7 (2003-04), while Syracuse has posted marks of 10-6 (2001-01), 9-7(2001-02), 13-3 (2002-03) and 11-5 (2003-04).

BIG EAST ROAD RECORDS IN LEAGUE PLAY SINCE

2000-01

<u>Team</u>	<u>Record</u>
Pittsburgh	19-13 (.594)
Boston College	19-13 (.594)
Notre Dame	18-14 (.563)
Syracuse	17-15 (.531)
Connecticut	15-17 (.469)
Providence	15-17 (.469)
Georgetown	14-18 (.438)
Villanova	11-21 (.344)
Seton Hall	10-22 (.313)
St. John's	8-24 (.250)
West Virginia	7-25 (.219)
Rutgers	3-29 (.094)

BIG EAST Season No. 10 for Irish:

The 2004-05 campaign marks Notre Dame's 10th year as a member of the BIG EAST Conference ... In nine seasons as a conference member, Notre Dame owns a 75-77 record all-time in conference regular-season play for a .493 winning percentage ... In their first five years, Irish teams were 35-53 (.398), but since Mike Brey took over the program, Notre Dame has compiled a 40-24 (.625) mark in regular-season play.

BIG EAST Formula For Success Under Brey:

Since his arrival at Notre Dame, Mike Brey has led Notre Dame to a 40-24 (.625) record in BIG EAST regular-season games and 2-4 mark in tournament play for an overall of 42-28 (.600) against league foes ... In Brey's first season, the Irish posted their first-ever winning record in BIG EAST play and won the BIG EAST West Division title with an 11-5 mark ... Prior to Brey's arrival at Notre Dame, Irish teams had a 35-53 (.398) regular-season record since joining the league in 1995-96.

BIG EAST Honor Roll:

At BIG EAST Media Day on October 27 at Madison Square Garden in New York City, Notre Dame was tabbed to finish fourth behind Syracuse, Connecticut and Pittsburgh in the regular-season race on a vote by the league's head coaches ... Chris Thomas was a preseason first-team all-BIG EAST selection, the only Irish player named to one of the preseason teams.

Irish Head Coach Mike Brey

- Named the 17th head coach at the University of Notre Dame on July 14, 2000
- A 18-year veteran of the college ranks...
 - University of Notre Dame (head coach) — 2000-04 (four seasons)
 - University of Delaware (head coach) — 1995-2000 (five seasons)
 - Duke University (assistant coach) — 1987-95 (eight seasons)
- Has compiled a **93- 46 (.669)** record in four-plus seasons as the Irish head coach

	<u>Overall</u>	<u>BIG EAST</u>
2000-01	20-10	11-5 (1st place - West Division)
2001-02	22-11	10-6 (2nd place - West Division)
2002-03	24-10	10-6 (t3rd place - West Division)
2003-04	19-13	9-7 BIG EAST (7th place)
<u>2004-05</u>	<u>8-2</u>	<u>0-0</u>
	93- 46(.664)	40- 24 (.625)

- Owns a 192-98 (.662) record as a head coach and has guided five of his nine teams to NCAA tournament play; seven of those teams have advanced to the postseason (two NIT appearances)
- In his first season, led Notre Dame to the 2000-01 BIG EAST West Division championship (its first league regular-season title in school history). In 2002-03, guided the Irish to their first Sweet 16 appearance since 1987
- He is only coach in the program's history to lead his teams to three consecutive 20-win seasons and three straight NCAA tournament appearances in his first three seasons
- In 2003-04, guided Notre Dame to victories over defending national champion Syracuse ('03) and eventual national champion Connecticut ('04)
- Spent eight years as an assistant coach under Mike Krzyzewski at Duke and during that time the Blue Devils advanced to the Final Four six times and won national championships in both 1991 and '92. While there, Duke compiled a 216-65 record

- Played at DeMatha High School under legendary coach Morgan Wootten and graduated from there in 1977. Also served as an assistant coach for Wootten from 1982-87
- Received DeMatha High School's Distinguished Alumnus Award in October 2003



- Recipient of 2003 Coaches vs. Cancer Champion Award in recognition of his fund-raising efforts for the Coaches vs. Cancer Program and a member of the CVC National Council
- Signed a contract extension through 2011 on October 25, 2004

Mike Brey vs. Ranked Opponents:

Overall: 14- 29
at Notre Dame: 14-23
at Notre Dame: 14-23
at Notre Dame: 14-23
at Delaware: 0-6

Mike Brey in Overtime Games at Notre Dame:

Overall: 3- 0
at Georgetown (2/9/02) 116-111 (4 OT)
at Boston College (1/25/03) 101-96
vs. Georgetown (2/1/03) 93-92 (2OT)

Over The Century Mark:

Notre Dame has scored 100-plus points five times during the Mike Brey era ... The last 100-point effort by an Irish team was in a 101-96 overtime decision at Boston College on January 25, 2003.

Finally... Victory In Bloomington:

Notre Dame's win against Indiana was about as good as it gets for the Irish, who had not beaten the Hoosiers in 31 years in Bloomington ... The last time a Notre Dame team defeated Indiana at Assembly Hall was on December 11, 1973 ... The win snapped a 13-game skid in Bloomington and also ended an eight-game losing streak (the longest in the series history) ... Notre Dame had not beaten Indiana since November 29, 1994, and heading into the contest, had lost 13 of the previous 14 matchups ... The 45 points allowed by Notre Dame were the fewest in the series since December 12, 1931 (a 23-12 Indiana victory) spanning 58 games. Irish head coach Mike Brey remarked after the game that the last time Notre Dame defeated Indiana in Bloomington, he was 14 years old and listening to the Bee Gees.

Stingy Defense:

Irish opponents are averaging just 56.2 points per game ... Notre Dame held its first five opponents to 61 points and under with three of those opponents scoring 45 points or less ... Overall, the Irish have limited their opponents to 45 points and under on four occasions .. In the two wins prior to the loss at Michigan (60-61), the Irish held IPFW and Charleston Southern (54-38) to under 50 points ... The last time that occurred was during the 2002-03 season when the Irish held their first three opponents — Belmont (76-48), IUPUI (89-45) and Bucknell (73-42) — to under 50 points ... The 38 points scored by Charleston Southern in Notre Dame's win on November 26 were the fewest allowed by an Irish team under head coach Mike Brey and the second fewest ever scored by an Irish opponent since the opening of the Joyce Center for the 1968-69 season ... The 44 points scored by Samford were the third-fewest allowed under Brey.

Where Was The "D" Against DePaul:

The 84 points that the Irish yielded against DePaul were the most since Arizona scored 88 in the Wildcats 88-71 victory on March 27, 2003 in the West Regional semifinals ... Prior to the DePaul game, Notre Dame had not allowed that many points in 37 previous outings ... DePaul shot 59.5 percent from the field, the third-best shooting performance by an opponent during Mike Brey's four-plus seasons ... In 139 games during Brey's tenure, only 12 teams have shot better than 50 percent from the field (and only two better than 60 percent).

2004- 05 BIG EAST STANDINGS (through games of Jan. 2)

	Overall Record	BIG EAST Record
Boston College	11-0	0-0
West Virginia	10-0	0-0
Syracuse	13-1	0-0
Pittsburgh	10-1	0-0
Connecticut	8-1	0-0
Villanova	7-1	0-0
NOTRE DAME	8- 2	0- 0
Georgetown	8-3	0-0
Seton Hall	8-3	0-0
Providence	8-4	0-0
Rutgers	6-4	0-0
St. John's	6-4	0-0

2004- 05 BIG EAST WEEKLY AWARDS

Player of the Week:

Nov. 22	Hakim Warrick (SU)
Nov. 29	Quincy Douby (RU)
	Tyrone Sally (WVU)
Dec. 6	Chevron Troutman (UP)
	Hakim Warrick (SU)
Dec. 13	Carl Krauser (UP)
Dec. 20	Rashad Anderson (UC)
	Craig Smith (BC)
Dec. 27	Carl Krauser (UP)
	Ryan Gomes (PC)
Jan. 3	Mike Gansey (WVU)
	Daryll Hill (SJU)

Rookie of the Week:

Nov. 22	Dexter Gray (SJU)
Nov. 29	Ollie Bailey (RU)
Dec. 6	Rudy Gay (UC)
Dec. 13	Jeff Green (GU)
Dec. 20	Ollie Bailey (RU)
Dec. 27	Jeff Green (GU)
Jan. 3	Rudy Gay (UC)

**Irish All-Time vs.
2004-05 Opponents**

<u>Team</u>	<u>Record</u>
Army.....	7-0
Boston College.....	10-10
Charleston Southern	1-0
Connecticut.....	5-9
DePaul.....	50-42
Georgetown.....	9-8
Harvard.....	2-0
Indiana.....	20-47
IPFW	2-0
Marist	2-0
Michigan.....	7-13
Pittsburgh	25-23
Providence.....	8-8
Rutgers	10-10
Samford.....	1-0
Seton Hall	10-7
St. John's	16-13
Syracuse.....	15-18
UCLA	18-27
Villanova.....	10-14
Western Illinois.....	5-0
West Virginia	21-7
Total	252- 256 (.496)

**IRISH ONE OF BIG EAST'S BEST
DURING LAST FOUR SEASONS**

Since Mike Brey's arrival, Notre Dame owns one of the BIG EAST's best regular-season records.

Record

Pittsburgh	46 -18 (.719)
Connecticut.....	43-21 (.672)
Syracuse.....	43-21 (.672)
Boston College.....	41-23 (.641)
NOTRE DAME	40- 24 (.625)
Providence.....	36-28 (.562)
Georgetown.....	29-35 (.453)
Villanova.....	29-35 (.453)
Seton Hall	30-34 (.469)
St. John's	25-39 (.391)
Rutgers	22-42 (.344)
West Virginia	20-44 (.313)

Thomas In Elite Scoring Company:

Chris Thomas has a career scoring average of 17.7 points per game as he stands sixth on the all-time Notre Dame career scoring list with 1,929 career points in 109 career outings ... Heading into this season, Thomas had scored 1,783 points in 99 career outings ... Only four other players scored more points in the first three seasons of their careers — Austin Carr (2,560 points in 75 games), Adrian Dantley (2,223 points in 86 games), Troy Murphy (2,011 points in 94 games) and Tom Hawkins (1,820 points in 79 games) .

Ironman:

Chris Thomas has played and started in all 109 games at Notre Dame ... He ranks second all-time in consecutive games started ... Thomas is set to eclipse Pat Garrity's (1994-98) career mark of 111 consecutive starts and will break the record with his start against Syracuse on January 10 ... John Paxson (1979-83) stands third all-time with 85 consecutive starts (86 total during his career) ... Paxson started every game in his final three seasons ... Thomas has never missed a game during his Irish career and has averaged 37.5 minutes per game in those contests and been on the court 92.9 percent of the time in those 109 games having played 4085 of a possible 4395 minutes.

No Doubting Thomas:

In recent games against Marist (Dec. 22) and Western Illinois (Dec. 30), Chris Thomas flirted with recording his second and third career triple-doubles ... Against Marist, he finished with 18 points, nine assists and eight rebounds before following that up with 21 points, nine assists (all in the first half) and nine rebounds in the win over the Leathernecks ... In the last four games, Thomas has averaged 16.3 points, 6.5 rebounds, 7.3 assists.

Scoring Streak Snapped:

Chris Thomas' two-point performance against Michigan snapped a 19-game double-figure scoring streak for the Irish guard and also marked his lowest scoring output in the 103 games he had played at the time ... He has, however, bounced back with six consecutive double-figure scoring performances ... Thomas has netted double figures in 94 of 109 career contests.

He Keeps Going And Going And Going....:

Chris Thomas has been on the court an amazing 92.9 percent of the time during his career and has played all but 310 minutes ... Thomas has played 30-plus minutes in 106 career contests and 40-plus minutes 36 games in three-plus seasons.

Lending The Assist:

Chris Thomas has led the Irish in assists in each of his three seasons (a single-season school record 252 in 2001-02, 236 in 2002-03 and 150 in 2003-04) ... Currently the school's career assist leader with 710, he will look to become just the third player in Notre Dame history to lead the Irish in assists during all four of his seasons ... Rich Branning was the first player to do so as he led Notre Dame from 1976-80 and finished his career with 466 (currently sixth on the all-time list) ... David Rivers (1984-88) also led the Irish during all four of his seasons ... Rivers finished as the school's all-time career assist leader with 586 and held that record until last season, when it was eclipsed by Thomas in February of 2004.

Thomas Registers 13th Career Double-Double:

Chris Thomas' 10 points and 11 assists in the win over IPFW marked the 16th double-double of his career, but the first time he registered double figures in both points and assists since his sophomore season when he scored 21 points and dished off 13 assists against Virginia Tech on February 22, 2003 ... Thomas' lone double-double last season was a 23-point and 11-rebound effort in a loss to Providence on February 24, 2004 ... He has dished 10-plus assists in 17 games during his career.

Francis Posts 18th Double-Double:

Torin Francis posted his first double-double of the season and 18th of his career in the victory at Indiana as he 11 points and grabbed 13 rebounds ... It marked his first double-double since a 22-point and 16-rebound performance against Virginia Tech (January 20, 2004) in Blacksburg.

Hitting The Boards:

Although his scoring average is down to a career-low of 7.1 points per game, Torin Francis' team-leading 8.2 rebounds is near his rebounding totals of his Freshman (8.4) and sophomore (8.8) seasons ... Francis' 14 boards against Samford marked a season-high as he posted 10-plus rebounds for the second consecutive game ... He is averaging 12.0 rebounds in the last two games and 10.3 over the last four contests ... Francis has grabbed 10-plus rebounds in three games this season.

Cornette Eyes Block Record:

In three-plus seasons spanning 107 career games, Jordan Cornette has 169 career blocked shots to rank second all-time in that category ... He needs 32 blocks to break LaPhonso Ellis' (1988-2002) career mark of 200 ... Cornette's four blocks against Western Illinois moved

Notre Dame Basketball Celebrates 100 Seasons

The 2004-05 campaign marks the 100th season for the Notre Dame basketball program. As part of the season-long celebration, a 25-man All-Century Basketball Team was announced. All-time leading Fighting Irish scorer Austin Carr headed the list of honorees. The voting was done during the past summer on Notre Dame's athletic department web site (www.und.com).

Notre Dame's centennial celebration will culminate with the Centennial Gala to be held March 5, 2005, at the University's new Performing Arts Center.


The 25 former and current Irish players named to the All-Century Basketball Team were: Bob Arnzen, Austin Carr, Matt Carroll, Adrian Dantley, LaPhonso Ellis, Pat Garrity, Tom Hawkins, Collis Jones, Leo Klier, Edward 'Moose' Krause, John Moir, Troy Murphy, Paul Nowak, Kevin O'Shea, John Paxson, Ron Reed, David Rivers, Dick Rosenthal, Walt Sahn, John Shumate, Jack Stephens, Chris Thomas, Kelly Tripucka, Bob Whitmore and Monty Williams.

A special, oversized, full-color commemorative yearbook titled "100 Seasons of Basketball: A Celebration of Irish Players and History." has been published. The book is available exclusively through the Notre Dame Bookstore (call 800-647-4641 or go to www.ndcatalogue.com). The publication contains features on the 25 members of the All-Century Team, a foreword by Austin Carr, an afterword by Chris Thomas, as well as lots of other stories and photos documenting Irish basketball history. It's a production of Notre Dame Sports Properties, PSP and the University's sports information office.

Notre Dame will hold its Centennial Gala on the night of Saturday, March 5, 2005, at the new DeBartolo Center for the Performing Arts on campus. The event follows Notre Dame's final home men's basketball game that afternoon (2:00 p.m. EST tip) at the Joyce Center against Pittsburgh (CBS Sports will nationally televise the game). The Centennial Gala will feature hors d'oeuvres and beverages at the PAC followed by a specially-produced package of video and remarks highlighting Notre Dame's 100 seasons of men's basketball. All 25 members of the All-Century Team and their families will be invited to attend and will be featured and introduced. Tickets to the Centennial Gala will be available to the general public, with details to come.

A DVD series on Notre Dame's 100 seasons of basketball is in the works through Atlas Technologies. Details of availability will be available soon.

A 100th season logo has been produced and will appear on the Irish uniforms throughout the 2004-05 season. The logo is also visible on a panel on the Joyce Center scorer's table, as well as on merchandise available through the Notre Dame Bookstore.



him past Ryan Humphrey (2000-02) in Notre Dame history ... Humphrey stands third on the all-time list with 166 blocked shots ... Cornette stands third all-time in blocked shots average (1.6).

Transfer Of Influence:

Dennis Latimore is the third transfer to play under head coach Mike Brey ... He transferred to Notre Dame in the summer of 2003 after two seasons at the University of Arizona ... Ryan Humphrey was the first transfer to play for the Irish ... He played his first two seasons at the University of Oklahoma ... During his two-year career from 2000-02, he played in 60 games and averaged 16.6 points (997), 9.95 rebounds (597) and 2.8 blocked shots (166) ... Humphrey was a first-team all-BIG EAST selection in his senior season and earned second-team All-America honors from *Basketball Times* ... Dan Miller played one year (2002-03) after transferring from the University of Maryland and averaged 13.9 points and 5.7 rebounds.

Latimore Nets Double Figures In Three Straight Games:

Dennis Latimore's three consecutive double-figure outings against Army (15), Marist (10) and Western Illinois (18), marked the first time in his career that he has scored in double figures in three straight contest ... Outings at Michigan and Indiana earlier this season produced back-to-back double-figure scoring efforts for the first time in his career ... Against the Wolverines, Latimore scored a career-high 18 points in 35 minutes (then a personal high) ... He followed that performance with a 12-point outing against the Hoosiers ... Heading into the season, Latimore, had only scored in double figures twice in 57 games at Arizona ... Already this season, he has registered 10-plus points in six games and played 30-plus minutes in four games ... Latimore is averaging 27.6 mpg. ... At Arizona, he averaged 10.9 and 12.0 minutes during his freshman and sophomore seasons, respectively.

Latimore Posts First Career Double-Double:

In his second game in an Irish uniform, Dennis Latimore registered his first career double-double, scoring 12 points (tying a career-high) and grabbing a personal best 11 rebounds ... In two seasons at Arizona, where he played 57 games, he only twice scored in double figures (22 versus California and 10 against Arizona State) and never had 10-plus rebounds in a game.

In The Spirit Of Giving:

Chris Thomas' unselfish play is one of the reasons why the Irish have been successful while he has been in the Notre Dame backcourt ... In the 109 games he has directed Mike Brey's teams, Thomas has helped the Irish compile a 73-36 record for a .669 winning percentage ... As a freshman, he averaged 7.64 assists to rank fifth nationally ... Thomas then dished off 6.9 assists (eighth in the nation) as a sophomore ... He is the only player in Notre Dame history to record 200-plus assists in consecutive seasons ... Thomas has distributed 10-plus assists in 17 games during his career ... This season, he is averaging a 7.2 assists, after dishing off just 4.7 during the 2003-04 campaign.

2004-05 BIG EAST COACHES' PRESEASON POLL

	<u>Pts.</u>
1. Syracuse (9)	119
2. Connecticut(2)	106
3. Pittsburgh (10)	100
4. NOTRE DAME	88
5. Boston College	78
6. Providence	69
7. Villanova	59
8. Seton Hall	56
9. West Virginia	43
10. Rutgers	42
11. Georgetown	21
12. St. John's	11

BIG EAST Preseason Player of the Year:

Ryan Gomes — Providence

BIG EAST Preseason Rookie of the Year:

Rudy Gay — Connecticut

Preseason All-BIG EAST First Team:

Craig Smith — Boston College
 Chris Thomas — Notre Dame
 Carl Krauser — Pittsburgh
 Chris Taft — Pittsburgh
 Ryan Gomes* — Providence
 Gerry McNamara — Syracuse
 Hakim Warrick* — Syracuse

Preseason All-BIG EAST Second Team:

Rashad Anderson — Connecticut
 Josh Boone — Connecticut
 Ricky Shields — Rutgers
 Kelly Whitney — Seton Hall
 Allan Ray — Villanova

*denotes unanimous selection

2004-05 Teleconference Schedules

Mike Brey

(All teleconferences will begin at 10:00 a.m. EST unless otherwise noted)

Call: (317) 263-8800
Passcode: 430152

Mon., Jan. 3	Seton Hall/Villanova/Syracuse
Mon., Jan. 12	St. John's/West Virginia/Georgetown
Mon., Jan. 24	Villanova
Fri., Jan. 28	Connecticut*
Thur., Feb. 3	Syracuse/Boston College
Wed., Feb. 9	Pittsburgh/Georgetown
Thur., Feb. 17	Providence/Connecticut
Wed., Feb. 23	UCLA/Rutgers
Thur., Mar. 3	Pittsburgh

*begins at 11:00 a.m. EST

Chris Thomas

(All teleconferences will begin at 1:00 p.m. EST)

Call: (317) 263-8800
Passcode: 430152

TBD for second semester

BIG EAST Coaches Teleconferences

Media wishing to participate should phone:

(913) 981-5520

Dates:

Thur., Jan. 27	Thur., Feb. 10
Thur., Feb. 24	Mon., Mar. 9

The schedule of coaches is (all times Eastern):

11:00 a.m.	Jay Wright, Villanova
11:08 a.m.	Mike Brey, Notre Dame
11:16 a.m.	Al Skinner, Boston College
11:24 a.m.	Jim Calhoun, Connecticut
11:32 a.m.	Norm Robers, St. John's
11:40 a.m.	Jamie Dixon, Pittsburgh
11:48 a.m.	Jim Boeheim, Syracuse
11:56 a.m.	John Thompson, III, Georgetown
12:04 p.m.	John Beilein, West Virginia
12:12 a.m.	Louis Orr, Seton Hall
12:20 p.m.	Gary Waters, Rutgers
12:28 p.m.	Tim Welsh, Providence

Francis Returns:

Torin Francis was back in the lineup for the first time since the Connecticut game (February 9, 2004) last year in the season opener against Harvard ... Francis missed the final 12 games of the '03-'04 campaign with a herniated disc ... In his first regular-season game back, he scored seven points and grabbed nine rebounds in 32 minutes of action ... In the IPFW game, Francis played 28 minutes and finished with 11 points and seven rebounds ... It marked his first double-digit scoring game since a 23-point performance against Virginia Tech on January 20, 2004 ... In the three games prior to being sidelined with his back injury, he scored six points versus Boston College (29 minutes), four points against Pittsburgh (nine minutes) and did not score against Connecticut (seven minutes) ... Francis has scored in double figures in four games overall this season — IPFW, Michigan (12 points), Indiana (11 points) and Marist (13 points) ... he turned in a 10-rebound performance in the win over Western Illinois Francis has started all 64 games of his Irish career.

The Mighty Quinn:

Chris Quinn is second on the team with a 12.7 scoring average and has led or shared team-high scoring honors on five occasions ... He achieved a first in his career by leading Notre Dame in scoring in his first three games... Quinn has scored 20-plus points in two games, a 21-point performance against Marist (seventh 20-point performance of his career) in which he finished 7-8 from the field and connected on all four of his three-point field goal attempts and a 20-point effort in the season opener against Harvard ... Last season, Quinn led the Irish in scoring on three occasions — in the Quinipiac (25 points), Boston College (25 points) and Purdue (21 points) games ... He played 38 minutes in the game against the Crimson and did not turn the ball over once ... Against IPFW, he scored 15 points and dished off three assists, while turning the ball over just once ... He finished with 17 points and no turnovers in 38 minutes against Charleston Southern ... While averaging 35.2 minutes per game (in 352 minutes played), Quinn has turned the ball over just 10 times ... In 11 games in 2003-04 (spanning 390 minutes), Quinn did not commit a turnover ... Last season he committed just 37 turnovers and dished off 104 assists and owned a BIG EAST best 2.81 assist-to-turnover ratio ... Also during the season, Quinn had a stretch of 159:00 minutes on the floor without a turnover.

Taking Care Of The Ball:

Prior to the Michigan game, Notre Dame's backcourt tandem of Chris Thomas and Chris Quinn had only turned the ball over a combined four times in the first three games ... Against the Wolverines, each had three turnovers in the contest ... Thomas has played 358 minutes for an average of 35.8 minutes per game ... His is averaging a turnover every 12.8 minutes... Quinn has turned the ball over nine times in 352 minutes while averaging 35.2 minutes per game as he averages a turnover every 35.2 minutes ... Neither of the two turned the ball over against Charleston Southern with Quinn playing 38 minutes and Thomas playing 37 minutes ... Quinn's only turnover prior to Michigan was in the IPFW game ... Thomas' last game without a turnover before IPFW was in Notre Dame's second-round NIT matchup against Saint Louis last March.

Hot Shot:

In games against DePaul and Army, Colin Falls shot 63.2 percent from the field (12-19) and 57.1 percent from three-point range (8-14) ... He also has averaged 18.0 points, scoring a career-high 20 against DePaul and 16 versus Army ... It marked the first time in his career with back-to-back double-figures scoring efforts ... Against DePaul, he connected on 7-10 shots from the field and 5-7 from three-point range, and followed that up by shooting 5-9 from the field and 3-7 from beyond the arc against Army ... Those two performances earned Falls a starting spot in Notre Dame's last three outings ... In Notre Dame's defeat of Western Illinois, Falls knocked down 5-9 shots from beyond the arc to finish with 17 points ... He has reached double figures in three of the last five games and is averaging 13.6 points in the last five-game stretch,

Threes The Key For Falls:

Twenty-six of Colin Falls' 30 field goals have come from three-point range ... It wasn't until the DePaul game that he connected on a two-point field goal ... Prior to the contest, all eight of his field goals and all 20 of his attempts had come from three-point range ... Falls connected on three three-pointers against IPFW and Michigan as he finished with nine points in both of those games ... During his freshman season, Falls' favorite shot was from beyond the arc ... 63 of his 77 career field goals made (.818) have come from three-point range, while 149 of his 177 attempts (.842) have been from the three-point line or beyond.

In Select Company:

When Jordan Cornette recorded his 100th career steal in the Army game, he joined former Irish standout Troy Murphy as the only two players in school history with 100 career blocks and 100 career steals. Cornette has 169 blocks and 106 steals in three-plus seasons, while Murphy ended his career with 126 and 113, respectively.

Rookie Roll Call:

Sophomore Omari Isreal has seen action in all 10 games, while freshman Rob Kurz has played in eight games (did not play against Michigan) ... Isreal, who missed all of last season while recovering from the ACL surgery he had in February of 2003, had his best outing against Charleston Southern when he scored four points and grabbed three rebounds ... He has played 10-plus minutes in three games ... Kurz played as season-high 12 minutes against IPFW and scored two points while grabbing four reboudns ... He scored a career-high three points against Marist.

Irish Reccord Under Brey In Games Decided By....

1 point.....	6-3
2 points.....	3-3
3 points.....	5-8
4 points.....	2-3
5 points.....	2-3
6 points.....	3-1
7 points.....	3-3
8 points.....	3-6
9 points.....	3-3
10 points.....	4-2
11-15 points.....	23-9
16-20 points.....	13-2
21-30 points.....	11-0
31-40 points.....	8-0
41-50 points.....	4-0
50+points.....	0-0

Keeping It Close:

In the 46 losses suffered by Irish teams in Mike Brey's four seasons, only 13 have been by 10 or more points and have been by a combined 343 points for an average of 7.5 points ... Notre Dame's biggest losses have been on the road at Pittsburgh (72-55 on January 6, 2003) and against Arizona (88-71 on March 27, 2003) in the West Regional semifinal in Anaheim, Calif... Prior to those two setbacks, the worst defeat was a 16-point decision at Connecticut during Brey's first season ... Notre Dame's 11 losses during the 2001-02 season were by a combined 49 points for an average margin of defeat of 4.5 points ... Only one loss that season (versus Georgetown at the Joyce Center) was by double figures, while eight of those setbacks were by five or less points.

Block Party:

The Irish frontcourt should provide many shot-blocking opportunities this season with an opportunity to break the single-season record ... The 2002-03 team set the single-season mark with 189 blocked shots for a per game average of 5.59 ... The former mark of 178 was set during the 2000-01 season in which Notre Dame averaged 5.93 blocks ... The Irish finished the 2001-02 campaign with 163 blocks for an average of 4.94 per game ... Last year, the Irish had 139 blocks for an average of 4.34 per game ... Under head coach Mike Brey, Notre Dame averaged 5.17 blocks per game in his first four seasons ... The single-season totals each of the past four years are among the top five block totals in school history ... The Irish have 44 blocked shots in their first 10 games (4.4), which included a season-high nine versus Western Illinois.

189 And Counting:

Heading into tonight's game against Seton Hall, Notre Dame has hit at least one three-pointer in 189 straight games, a mark that dates back to the the 1998-99 campaign ... The last time an Irish team failed to hit a three-pointer was in a 101-70 loss to Connecticut at the Hartford Civic Center on January 12, 1999 as Notre Dame finished 0-7 from beyond the arc in the game.

Steady As They Go:

Notre Dame's backcourt tandem of Chris Thomas and Chris Quinn has combined for 273 of the team's 674 points (.405) and dished off 98 of its 151 assists (.649).

Spark Off The Bench:

Russell Carter has come off the bench to give the Irish a spark in their last four games ... Against Army, he played 12 minutes and grabbed a career-high five rebounds ... In the win over Marist, he came off the bench to play a career-high 15 minutes and scored a personal-best seven points, while grabbing three rebounds ... He notched four points and four boards versus Western Illinois in 15 minutes ... His best career outing was against Samford as he registered career-bests of 11 points and seven assists, while playing a career-high 20 minutes ... Carter is averaging 5.5 points, 4.8 rebounds and 15.5 minutes in the last four games.

All In The Family:

Freshman Rob Kurz' younger sister Laura is a freshman on the Duke women's basketball team. As a matter of fact, she played a regular-season contest on the Joyce Center floor 48 hours before her brother's home opener. The Irish women's basketball team hosted the Blue Devils in semifinal action of the Women's National Invitation Tournament on November 17 ... Notre Dame won the game 76-65.

Free- Throw Shooting In Last Five Minutes:

Russell Carter	3-3 (1.000)
Colin Falls	2-2 (1.000)
Rob Kurz	2-3 (.667)
Dennis Latimore	1-2 (.000)
Chris Quinn	12-15 (.800)
Chris Thomas	14-15 (.933)
Omari Isreal	0-1 (.000)
Rick Cornett	0-3 (.000)
Notre Dame Totals	32-41 (.780)
Opponent Totals	22-29 (.759)

Miscellaneous Irish Stats

Games In Double Figures:

Chris Thomas.....	94
Torin Francis	39
Chris Quinn.....	33
Colin Falls	8
Dennis Latimore.....	8
Jordan Cornette.....	7
Rick Cornett	2
Russell Carter	1

Games With 20- Plus Points:

Chris Thomas.....	43
Torin Francis	9
Chris Quinn.....	7
Colin Falls	1

Games With 30- Plus Points:

Chris Thomas.....	5
-------------------	---

Games With 10- Plus Rebounds:

Torin Francis	23
Jordan Cornette.....	8
Chris Thomas.....	1
Dennis Latimore.....	1
Rick Cornett	1

Games With 20- Plus Rebounds:

Torin Francis	1
---------------------	---

Games With 10- Plus Assists:

Chris Thomas.....	17
-------------------	----

Games With 10- Plus Steals:

Chris Thomas.....	1
-------------------	---

Games With 10- Plus Blocked Shots:

Jordan Cornette.....	1
----------------------	---

Irish Career Double- Doubles

Jordan Cornette.....	3
Torin Francis	18
Dennis Latimore.....	1
Chris Thomas.....	13*

*includes only triple-double in Notre Dame basketball history

Irish Double- Doubles in 2004- 05

Torin Francis (1).....vs. Indiana (11 pts./13 rebs.)
Dennis Latimore (1)..... vs. IPFW (12 pts./11 rebs.)
Chris Thomas (1).....vs. IPFW (10 pts./11 asts.)

Student-Athlete Graduation Rate Ranks Second Nationally

The graduation rate for University of Notre Dame student-athletes ranks second among Division I-A colleges and universities, according to statistics released last week by the NCAA.

The federally mandated 2004 NCAA Graduation Rates Report, the 14th such survey issued by the association, covers students who enrolled between 1994 and 1997 at all 328 Division I institutions, including 117 in Division I-A ... The NCAA bases graduation rates on the raw percentage of student-athletes who entered an institution and graduated within six years ... Students who leave or transfer, regardless of academic standing, are considered non-graduates.

Using the NCAA formula, Notre Dame graduated a four-year average of 87 percent of its student-athletes, second only to Duke University at 90 percent, and tied with Northwestern and Stanford Universities ... The national average for Division I-A schools is 61 percent.

Among student-athletes who completed all four years of athletic eligibility at Notre Dame, 99 percent earned their degrees ... The national average is 84 percent.

Notre Dame graduated 94 percent of all women competing in varsity athletics, to rank third among peer institutions behind Northwestern at 96 percent and Duke at 95 percent. Among men, Notre Dame's 82 percent rate was third only to Duke and Stanford at 88 and 84 percent, respectively.

Notre Dame graduated 71 percent of its African-American student-athletes, ranking ninth nationally, and Irish football players graduated at a 77 percent rate, to rank eighth.

Irish Add Four In Early Signing Period:

Mike Brey signed four players to national letters of intent during the early signing period ... Joining the Irish in the fall of 2005 will be Ryan Ayers (Blue Bell, Pa.), Zach Hillesland (Toledo, Ohio), Kyle McAlarney (Staten Island, N.Y.) and Luke Zeller (Washington, Ind.) ... Ayers, a 6-7, 200-pound combination guard/forward, is the son of former Ohio State and Philadelphia 76ers head coach Randy Ayers ... He averaged 16.4 points, 8.0 rebounds and 4.6 assists during his junior year at Germantown Academy ... Hillesland is a 6-8, 220-pound forward who averaged 13.0 points, 9.0 rebounds in his junior season at St. John's Jesuit ... McAlarney, a 6-1, 170-pound point guard, already ranks as the all-time leading scorer in Staten Island prep history with 1,662 career points and a 22.6 scoring average ... His 35.6 scoring average and 907 points in 2003-04 for Moore Catholic set the Staten Island high school single-season marks ... Zeller, a 6-11, 240-pound forward/center, is a candidate for the 2005 Mr. Indiana Basketball honors ... A *Streets and Smith's* All-America selection in his junior season, he netted 19.8 points and 9.4 rebounds during his junior year at Washington.

Irish Find Success In The Classroom:

Notre Dame had its best semester ever in the classroom during the spring of 2004, combining for a 3.115 cumulative grade point average ... Seven players were named to the BIG EAST Academic All-Star Team — Greg Bosl, John Carlson, Rick Cornett, Jordan Cornette, Torrian Jones, Chris Thomas and Tom Timmermans ... To be eligible, student-athletes must have maintained a cumulative 3.0 grade point average during the school year.

Notre Dame Basketball On The Big Screen:

Notre Dame will play a record 15 games on national television during the regular season ... Last year, the Irish also made 13 national appearances during the regular season and appeared on either CBS, ESPN or ESPN2 a total of 16 times ... Since the 2000-01 season under head coach Mike Brey, Notre Dame teams have appeared on national television during the regular and post-season a total of 52 times (average of 13 per year) - it's the most television appearances in a four-year period in the program's history.

Joyce Center Sellouts:

Since the 2000-01 campaign, there have been 29 sellouts at the Joyce Center ... Notre Dame enjoyed 10 sellouts during the 2002-03 campaign, the most since the 1985-86 season. The 29 sellouts from 2000-02 are the most since the 1983-87 seasons.

Notre Dame Basketball Radio Show Returns To Logan's Roadhouse:

Logan's Roadhouse Restaurant in Mishawaka will once again be the site of the Notre Dame Basketball Radio Show during the 2004-05 season ... The 30-minute radio show will be broadcast live on Monday nights on 92.9-FM (U93 in South Bend) 10 times during the year beginning at 7:00 p.m. ... The dates of the show will be December 6, December 13, December 20, January 3, January 17, January 24, January 31, February 7, February 14 and February 28.

The Kevin White Radio Show:

A weekly half-hour talk show featuring Notre Dame athletics director Kevin White airs once again this year on Chicago's ESPN Radio 1000 (1000 AM, www.espnradio1000.com) ... Now in its fifth season, "The Kevin White Radio Show" welcomes a series of guests and prominent figures associated with college athletics, including administrators, coaches and media members.

Notre Dame Athletics Debut On Sirius Satellite Radio:

Notre Dame has increased its radio footprint when it announced an agreement on August 31 with SIRIUS Satellite Radio to become the official radio partner for Notre Dame athletics ... SIRIUS will broadcast selected Irish men's and women's basketball games during the upcoming season, in addition to football and other sporting events ... In addition, SIRIUS will aid in the development of marketing initiatives with the University's athletic department as a member of "Team Notre Dame" ... Notre Dame's agreement with SIRIUS is one of the cornerstones in the formation of SIRIUS College Sports Radio, a partnership between SIRIUS and College Sports Television (CSTV) that includes 23 major universities around the country ... SIRIUS radios for the car and home start at \$149 and are available at major retailers nationwide ... For more, visit www.sirius.com.

Web Site (www.und.com):

Notre Dame's official athletic department web site can be found at www.und.com ... The web site is created in partnership with College Sports Online of Carlsbad, Calif.

Upcoming Game Promotions:

Villanova (100th Anniversary Trading Cards) ... Syracuse (Mike Brey Mock T-shirts) ... St. John's (2004-05 Team Trading Cards)

Tip-Off Times For Home Games Against Georgetown and Rutgers Changed:

Home games against Georgetown (February 16) and Rutgers (March 2) have been moved to 8:00 p.m. start times ... Both contests were originally scheduled to tip-off at 7:30 p.m. ... In addition to the time change, both games also will be televised by ESPN Classic.

Notre Dame Rises To Top Spot In Directors' Cup Standings:

Notre Dame stands first in the third set of fall sports standings released in the 2004-05 United States Sports Academy Division I Directors' Cup all-sports competition sponsored by the National Association of Collegiate Directors of Athletics (formerly known as Sears Directors' Cup) ... This marks the first time in the 12-year history of the all-sports program that Notre Dame has ranked number one ... The previous highest ranking for the Irish was second in the 2004-05 second set of fall standings ... Fall NCAA competition earned the Irish 337 points based on their NCAA title in women's soccer (100 points), their fourth-place finish in women's cross country (80), 11th-place finish in men's cross country (57) and second-round NCAA appearances in men's soccer and volleyball (50 each) ... The final fall standings will be available Jan. 11 ... Stanford (332 points) stands second, thanks to its NCAA title in volleyball. Duke (327) is third after runnerup NCAA finishes in women's cross country and women's field hockey ... The current standings include results from NCAA fall competition in volleyball, field hockey, men's water polo, men's and women's cross country, and men's and women's soccer ... In previous years in which the Directors' Cup competition has been held, Notre Dame has finished 11th in '93-'94, 30th in '94-'95, 11th in '95-'96, 14th in '96-'97, 31st in '97-'98, 25th in '98-99, 21st in '99-'00, 11th in '00-'01, 13th in '01-02 and '02-'03 and 19th in '03-'04.

Leprechaun Legion:

The return of Irish basketball to national prominence has brought attention, enthusiasm and excitement back to the Joyce Center ... The Notre Dame student body has been a big part of increasing the homecourt advantage ... In the spring of 2001, an organization known as the Leprechaun Legion was introduced ... Members of the University's student body formed the Leprechaun Legion to generate support at home basketball games ... The Legion sits in the east end of the Joyce Center and is extremely visible underneath the basket as members of the organization don kelly green shirts during game ... Its chief aim is to increase school spirit during games and act as a catalyst for the rest of the crowd ... This season, every student who purchased a basketball student booklet, received the "2004-05 Leprechaun Legion" shirt ... The shirts are also on sale at home games in the Notre Dame Bookstore and Varsity Shops ... Proceeds from the sale of the shirt benefit Coaches vs. Cancer.



Irish in the Record Books

Career Scoring

1. Austin Carr (1968-71).....	2,560
2. Adrian Dantley (1973-76).....	2,223
3. Pat Garrity (1994-98).....	2,085
4. David Rivers (1984-88).....	2,058
5. Troy Murphy (1998-01).....	2,011
6. Chris Thomas (2001-present)....	1,929

Career Scoring Average

1. Austin Carr (1968-71).....	34.6
2. Adrian Dantley (1973-76).....	25.8
3. Tom Hawkins (1956-59).....	23.0
4. John Shumate (1972-74).....	22.6
5. Troy Murphy (1998-01).....	21.4
6. Bob Arnzen (1966-69).....	20.3
7. Ron Reed (1962-65).....	18.9
8. Pat Garrity (1994-98).....	18.8
Bob Whitmore (1966-69).....	18.8
10. Larry Sheffield (1962-65).....	18.7
11. Chris Thomas (2001-present)....	17.7

Career Field Goals Made

1. Austin Carr (1968-71).....	1,017
2. Adrian Dantley (1973-76).....	804
3. Pat Garrity (1994-98).....	748
4. Tom Hawkins (1956-59).....	710
5. David Rivers (1984-88).....	704
6. Troy Murphy (1998-01).....	680
7. Bob Arnzen (1966-69).....	666
8. Chris Thomas (2001-present)....	631

Career Field Goals Attempted

1. Austin Carr (1968-71).....	1,925
2. Tom Hawkins (1956-59).....	1,636
3. Chris Thomas (2001-present)....	1,614
4. David Rivers (1984-88).....	1,593

Career Three-Point Field Goals Made

1. Matt Carroll (1999-03).....	301
2. Chris Thomas (2001-present)....	266
3. David Graves (1998-02).....	259

Career Three-Point Field Goals Attempted

1. Matt Carroll (1999-03).....	769
2. Chris Thomas (2001-present)....	727
3. Ryan Hoover (1992-96).....	680
4. David Graves (1998-02).....	630
5. Martin Ingelsby (1997-01).....	394
6. Antoni Wyche (1995-99).....	333
7. Chris Quinn (2002-04).....	311
8. Pat Garrity (1994-98).....	279
9. Elmer Bennett (1988-02).....	259
10. Troy Murphy (1998-01).....	191
11. Pete Miller (1993-96).....	190
12. Jamere Jackson (1986-90).....	179
13. Jordan Cornette (2001-04).....	167
14. Dan Miller (2002-03).....	166
15. Monty Williams (1989-94).....	165
David Rivers (1984-88).....	165

Career Three-Point Field Goal Percentage

1. Joe Frederick (1987-90).....	.490
2. Martin Ingelsby (1997-01).....	.424
3. Colin Falls (2003-present).....	.423
4. David Graves (1998-02).....	.411
5. David Rivers (1985-88).....	.406
6. Keith Friel (1996-98).....	.397
7. Chris Quinn (2002-present)....	.392
8. Matt Carroll (1999-03).....	.389
9. Jamere Jackson (1987-90).....	.380
10. Kevin Ellery (1988-91).....	.372
11. Carl Cozen (1991-94).....	.370
12. Chris Thomas (2001-present)....	.366

Career Rebounding Average

1. Walter Sahn (1962-65).....	16.9
2. Tom Hawkins (1956-59).....	16.7
3. Ron Reed (1962-65).....	14.3
4. Michael Graney (1957-60).....	13.3
5. Robert Whitmore (1966-69).....	12.4
6. John Shumate (1972-74).....	11.6
7. Bob Arnzen (1966-69).....	11.5
8. LaPhonso Ellis (1988-92).....	11.1
9. Collis Jones (1968-71).....	10.4
10. Ryan Humphrey (2000-02).....	9.9
14. Jay Miller (1962-65).....	8.9
15. Gary Novak (1971-74).....	8.7
16. Torin Francis (2002-present)....	8.5

Career Assists

1. Chris Thomas (2001-present)....	710
------------------------------------	-----

Career Assist Average

1. Chris Thomas (2001-present)....	6.5
2. Doug Gottlieb (1995-96).....	5.7
3. Jackie Meehan (1968-71).....	5.3
4. David Rivers (1984-88).....	5.0
5. Tim Singleton (1987-91).....	4.9
6. Martin Ingelsby (1997-01).....	4.3
7. Elmer Bennett (1988-92).....	4.2
8. Rich Branning (1976-80).....	4.1
9. John Paxson (1979-83).....	3.7
10. Admore White (1993-97).....	3.6
11. Joe Howard (1983-84).....	3.3
12. Jimmy Dillon (1996-00).....	3.2
13. Ray Martin (1973-77).....	2.9
14. David Graves (1998-02).....	2.6
Dwight Clay (1972-75).....	2.6
16. Matt Carroll (1999-03).....	2.4
Dan Miller (2002-03).....	2.4
Ryan Hoover (1992-96).....	2.4
Lamarr Justice (1991-95).....	2.4
Chris Quinn (2002-present)....	2.4

Steals

1. Chris Thomas (2001-present)....	212
------------------------------------	-----

Steals Average

1. Chris Thomas (2001-present)....	1.9
2. David Rivers (1984-88).....	1.7

Career Blocked Shots

1. LaPhonso Ellis (1988-92).....	200
2. Jordan Cornette (2001-present)..	169
3. Ryan Humphrey (2000-02).....	166
4. Troy Murphy (1998-01).....	126
5. Torin Francis (2002-present)....	103

Career Blocked Shot Average

1. Ryan Humphrey (2000-02).....	2.8
2. LaPhonso Ellis (1988-92).....	2.1
3. Torin Francis (2002-present)....	1.6
Jordan Cornette (2001-present)...	1.6

Career Free Throws Made

1. Adrian Dantley (1973-76).....	615
2. Troy Murphy (1998-01).....	587
3. David Rivers (1984-88).....	583
4. Austin Carr (1968-71).....	526
5. Pat Garrity (1994-98).....	489
6. Kelly Tripucka (1977-81).....	461
7. Donald Royal (1983-87).....	449
8. Jack Stephens (1952-55).....	426
9. Chris Thomas (2001-present)....	401

Career Free Throws Attempted

1. Adrian Dantley (1973-76).....	769
2. Troy Murphy (1998-01).....	755
3. David Rivers (1984-88).....	717
4. Jack Stephens (1952-56).....	686
5. Pat Garrity (1994-98).....	655
6. Austin Carr (1968-71).....	646
7. Tom Hawkins (1956-59).....	583
8. Kelly Tripucka (1977-81).....	578
9. Donald Royal (1983-87).....	576
10. Bob Whitmore (1966-69).....	543
11. LaPhonso Ellis (1988-92).....	468
12. Chris Thomas (2001-04).....	465
13. Elmer Bennett (1988-92).....	456
14. Richard Rosenthal (1951-54).....	453

Career Free-Throw Percentage

1. Chris Thomas (2001-present)....	.862
------------------------------------	------

Career Games Started

1. Matt Carroll (1999-03).....	125
2. David Rivers (1984-88).....	116
3. Pat Garrity (1994-98).....	111
4. Chris Thomas (2001-present)....	109
5. David Graves (1998-02).....	107

Notre Dame Highs and Lows Under Mike Brey

Notre Dame - Team Game High (1st Half)

Points.....57 vs. Sacred Heart (11/18/00) *
 Field Goals Made 21 vs. Pittsburgh (1/30/02) *
 21 vs. New Hampshire (11/16/01) *
 Field Goals Attempted..... 43 vs. New Hampshire (11/16/01) *
 Field Goal Percentage.....67.7% (21-31) vs. Pittsburgh (1/30/02) *
 3 PT Field Goals Made..... 9 vs. UCLA (2/28/04) *
 3 PT Field Goals Attempted..... 18 vs. UCLA (2/28/04) *
 3 PT Field Goals Percentage..... 63.6% (7-11) vs. Valparaiso (1/5/03) *
 Free Throws Made.....11 vs. Connecticut (2/9/04) *
 Free Throws Attempted14 vs. Connecticut (2/9/04) *
 Free Throw Percentage 100.0% (9-9) vs. Rutgers (1/14/03) *
 Total Rebounds.....27 vs. Army (12/19/04) *
 Offensive Rebounds 14 vs. Army (12/19/04) *
 Defensive Rebounds19 vs. Georgetown (3/4/04) *
 Assists 13 vs. Western Illinois (12/28/04) *
 Steals..... 12 vs. New Hampshire (11/16/01) *
 Blocked Shots13 vs. Belmont (11/17/02) *
 Turnovers.....10 vs. Syracuse (1/21/01)
 Fouls 10 vs. Georgetown (3/8/03)

Notre Dame - Team Game High (2nd Half)

Points.....68 vs. Georgetown (2/9/02)
 Field Goals Made23 vs. Georgetown (2/9/02)
 Field Goals Attempted.....63 vs. Georgetown (2/9/02)
 Field Goal Percentage.....53.3% vs. Pittsburgh (1/12/04)
 3 PT Field Goals Made..... 11 vs. St. John's (3/6/04) *
 3 PT Field Goals Attempted.....13 vs. Army (12/19/04) *
 3 PT Field Goals Percentage..... 58.3% (7-12) vs. Connecticut (3/8/02)
58.3% (7-12) vs. DePaul (12/11/04) *
 Free Throws Made.....20 vs. West Virginia (1/29/03) *
 Free Throws Attempted23 vs. West Virginia (1/29/03) *
 Free Throw Percentage 92.9% (13-14) vs. Rutgers (1/14/03) *
 Total Rebounds..... 34 vs. Seton Hall (1/8/01)
 Offensive Rebounds 15 vs. Army (12/19/04) *
 Defensive Rebounds 25 vs. Sacred Heart (11/18/00) *
 Assists 16 vs. Army (12/19/04) *
 Steals..... 14 vs. New Hampshire (11/16/01) *
 Blocked Shots6 vs. Belmont (11/17/02)
 Turnovers.....10 vs. Syracuse (1/21/01)
 Fouls 16 vs. Rutgers (1/31/04)

Notre Dame - Team Game High (Total)

Points..... 116 vs. Georgetown (2/9/02)
 Field Goals Made42 vs. Canisius (12/19/00) *
 Field Goals Attempted.....94 vs. Georgetown (2/9/02)
 Field Goal Percentage.....66.7% (34-51) vs. Pittsburgh (1/30/02) *
 3 PT Field Goals Made..... 17 vs. St. John's (3/6/04) #
 3 PT Field Goals Attempted.....44 vs. Canisius (12/22/00)
 3 PT Field Goals Percentage.....60.9% (14-23) vs. Rutgers (2/6/02) *
 Free Throws Made..... 27 vs. Georgetown (2/9/02)
 Free Throws Attempted 39 vs. Georgetown (2/9/02)
 Free Throw Percentage100% (5-5) vs. Illinois (3/22/03)
 Total Rebounds.....64 vs. Georgetown (2/9/02)
 Offensive Rebounds 24 vs. Seton Hall (1/8/01)
 Defensive Rebounds40 vs. Tennessee Tech (12/17/00) *
 Assists32 vs. Canisius (12/19/00) *
 Steals..... 26 vs. New Hampshire (11/16/01) * #
 Blocked Shots19 vs. Belmont (12/17/02) * #
 Turnovers.....20 vs. Syracuse (1/2/01)
 Fouls26 vs. Georgetown (2/9/02)

Notre Dame - Team Game Lows (1st Half)

Points.....19 vs. Connecticut (2/12/04) *
 Field Goals Made 6 vs. Connecticut (2/21/04)
 Field Goals Attempted..... 21 vs. Canisius College (12/22/01)
 Field Goal Percentage18.8% (6-32) vs. Connecticut (2/21/04)
 3 PT Field Goals Made..... 0 vs. West Virginia (1/7/04)
0 vs. Connecticut (1/12/99)
 3 PT Field Goals Attempted.....5 vs. Virginia Tech (1/20/04)
5 vs. IPFW (11/23/04) *
 3 PT Field Goals Percentage..... 8.3% (1-12) vs. Providence (1/21/03)
 Free Throws Made.....0 vs. Pittsburgh (2/7/04) *
 Free Throws Attempted0 vs. Pittsburgh (2/7/04) *
 Free Throw Percentage0.0% (0-0) vs. Pittsburgh (2/7/04) *
 Total Rebounds.....10 vs. Pittsburgh (2/9/03) *
 Offensive Rebounds1 vs. Pittsburgh (2/9/03) *
 Defensive Rebounds9 vs. Pittsburgh (2/9/03) *
 Assists3 vs. Charleston Southern (11/26/04) *
 Steals.....2 vs. Pittsburgh (2/7/04) *
2 vs. Boston College (2/4/04)
 Blocked Shots 0 vs. Providence (2/24/04) *
0 vs. IPFW (11/23/04) *
 Turnovers..... 1 vs. Georgetown (3/4/04) *
 Fouls 0 vs. Samford (12/30/04) *

Notre Dame - Team Game Lows (2nd Half)

Points.....19 vs. Valparaiso (1/5/03)
 Field Goals Made 6 vs. Purdue (3/17/04) *
6 vs. Harvard (11/19/04) *
 Field Goals Attempted.....20 vs. Samford (12/30/04) *
 Field Goal Percentage21.4% (6-28) vs. Harvard (11/19/04) *
 3 PT Field Goals Made..... 1 on three occasions
 3 PT Field Goals Attempted..... 3 vs. Indiana (12/8/04)
 3 PT Field Goals Percentage.....10.0% (1-10) vs. Seton Hall (1/12/03) *
 Free Throws Made..... 0 vs. Pittsburgh (1/12/04)
 Free Throws Attempted 2 vs. Pittsburgh (1/12/04)
 Free Throw Percentage0.0% (0-2) vs. Pittsburgh (1/12/04)
 Total Rebounds.....7 vs. Rutgers (3/1/03)
 Offensive Rebounds2 vs. Charleston Southern (11/26/04)
 Defensive Rebounds4 vs. Rutgers (3/1/03)
 Assists0 vs. Harvard (11/19/04)
 Steals.....0 vs. Georgetown (3/4/04) *
 Blocked Shots0 vs. Pittsburgh (2/7/04) *
 Turnovers.....0 vs. West Virginia (3/10/04)
 Fouls3 vs. West Virginia (1/7/04) *

Notre Dame - Team Game Lows (Total)

Points.....50 vs. Connecticut (2/21/04)
 Field Goals Made 13 vs. Rutgers (3/1/03)
 Field Goals Attempted..... 44 vs. Canisius (12/22/01)
 Field Goal Percentage 29.7% (19-64) vs. Connecticut (2/21/04)
 3 PT Field Goals Made.....1 vs. Pittsburgh (2/3/01)
 3 PT Field Goals Attempted.....8 vs. Pittsburgh (2/3/01)
 3 PT Field Goals Percentage..... 10.5% vs. Rutgers (2/14/02)
 Free Throws Made.....2 vs. Syracuse (1/14/02)
 Free Throws Attempted4 vs. Pittsburgh (3/8/01)
 Free Throw Percentage 37.5% (3-8) vs. Pittsburgh (1/12/04)
 Total Rebounds..... 21 vs. Rutgers (3/1/03)
 Offensive Rebounds3 vs. DePaul (12/14/02) *
 Defensive Rebounds14 vs. DePaul (12/11/04) *
 Assists6 vs. Mississippi (3/18/01)
 Steals..... 1 vs. DePaul (12/11/04)
 Blocked Shots 1 on three occasions
 Turnovers.....4 vs. Connecticut (2/9/04) *
 Fouls 6 vs. West Virginia (1/7/04) *

* Indicates game played at the Joyce Center, Notre Dame, Ind.

Indicates school record

Notre Dame Team Highs and Lows in a BIG EAST Game

Notre Dame - BIG EAST Team Game High (1st Half)

Points.....33 vs. Miami (1/28/04) *
 Field Goals Made21 vs. Pittsburgh (1/30/02) *
 Field Goals Attempted.....31 vs. Pittsburgh (1/30/02) *
 Field Goal Percentage67.7% (21-31) vs. Pittsburgh (1/30/02) *
 3 PT Field Goals Made..... 6 vs. Georgetown (3/8/03)
 3 PT Field Goals Attempted..... 13 vs. Pittsburgh (2/7/04) *
 3 PT Field Goals Percentage..... 57.1% (4-7) vs. Pittsburgh (1/30/02) *
 Free Throws Made.....11 vs. Connecticut (2/9/04) *
 Free Throws Attempted14 vs. Connecticut (2/9/04) *
 Free Throw Percentage 00.0% (9-9) vs. Rutgers (1/14/03) *
 Total Rebounds.....21 vs. Georgetown (3/4/04) *
 Offensive Rebounds 9 vs. Boston College (2/4/04)
 Defensive Rebounds19 vs. Georgetown (3/4/04) *
 Assists10 vs. Connecticut (2/9/04) *
 Steals.....7 vs. St. John's (3/6/04)
 Blocked Shots7 vs. Connecticut (2/9/04) *
 Turnovers..... 7 vs. Rutgers (1/3/04)
 Fouls 10 vs. Georgetown (3/8/03)

Notre Dame - BIG EAST Team Game High (2nd Half)

Points.....68 vs. Georgetown (2/9/02)
 Field Goals Made23 vs. Georgetown (2/9/02)
 Field Goals Attempted.....63 vs. Georgetown (2/9/02)
 Field Goal Percentage53.3% vs. Pittsburgh (1/12/04)
 3 PT Field Goals Made..... 11 vs. St. John's (3/6/04)
 3 PT Field Goals Attempted..... 12 vs. Connecticut (3/8/02)
 3 PT Field Goals Percentage.....58.3% (7-12) vs. Connecticut (3/8/02)
 Free Throws Made..... 20 vs. West Virginia (1/29/03) *
 Free Throws Attempted23 vs. West Virginia (1/29/03) *
 Free Throw Percentage92.9% (13-14) vs. Rutgers (1/14/03) *
 Total Rebounds.....9 vs. St. John's (3/16/04)
 Offensive Rebounds 3 vs. Boston College (1/25/03)
 Defensive Rebounds 27 vs. Georgetown (3/4/04) *
 Assists13 vs. St. John's (3/6/04)
 Steals..... 5 vs. Syracuse (1/7/04) *
 Blocked Shots4 vs. Connecticut (3/11/04)
 Turnovers.....6 vs. Rutgers (1/31/04)
 Fouls16 vs. Rutgers (1/31/04)

Notre Dame - BIG EAST Team Game High (Total)

Points.....116 vs. Georgetown (2/9/02)
 Field Goals Made 41 vs. Georgetown (2/9/02)
 Field Goals Attempted.....94 vs. Georgetown (2/9/02)
 Field Goal Percentage 66.7% (34-51) vs. Pittsburgh (1/30/02) *
 3 PT Field Goals Made..... 17 vs. St. John's (3/6/04) #
 3 PT Field Goals Attempted..... 34 vs. Syracuse (3/4/03) *
 3 PT Field Goals Percentage..... 60.9% (14-23) vs. Rutgers (2/6/02) *
 Free Throws Made.....27 vs. Georgetown (2/9/02)
 Free Throws Attempted39 vs. Georgetown (2/9/02)
 Free Throw Percentage 95.7% (22-23) vs. Rutgers (1/14/03) *
 Total Rebounds.....64 vs. Georgetown (2/9/02)
 Offensive Rebounds24 vs. Seton Hall (1/8/01)
 Defensive Rebounds23 vs. Syracuse (2/15/03)
 Assists20 vs. St. John's (3/6/04)
 Steals.....10 vs. Syracuse (1/7/04) *
 Blocked Shots9 vs. Connecticut (2/9/04) *
 Turnovers.....20 vs. Syracuse (1/2/01)
 Fouls26 vs. Georgetown (2/9/02)

Notre Dame - BIG EAST Team Game Lows (1st Half)

Points..... 19 vs. Connecticut (2/12/04) *
 Field Goals Made 6 vs. Connecticut (2/21/04)
 Field Goals Attempted.....28 vs. Pittsburgh (2/7/04) *
 Field Goal Percentage18.8% (6-32) vs. Connecticut (2/21/04)
 3 PT Field Goals Made..... 0 vs. West Virginia (1/7/04)
 3 PT Field Goals Attempted.....0 vs. Connecticut (1/12/99)
 3 PT Field Goals Percentage..... 5 vs. Virginia Tech (1/20/04)
 3 PT Field Goals Percentage..... 8.3% (1-12) vs. Providence (1/21/03)
 Free Throws Made..... 0 vs. Pittsburgh (2/7/04) *
 Free Throws Attempted 0 vs. Pittsburgh (2/7/04) *
 Free Throw Percentage0.0% (0-0) vs. Pittsburgh (2/7/04) *
 Total Rebounds..... 10 vs. Pittsburgh (2/9/03) *
 Offensive Rebounds1 vs. Pittsburgh (2/9/03) *
 Defensive Rebounds9 vs. Pittsburgh (2/9/03) *
 Assists4 vs. West Virginia (3/10/04)
 Steals..... 2 vs. Pittsburgh (2/7/04) *
 Blocked Shots 0 vs. Providence (2/24/04) *
 Turnovers..... 1 vs. Georgetown (3/4/04) *
 Fouls4 vs. Georgetown (3/4/04) *

Notre Dame - BIG EAST Team Game Lows (2nd Half)

Points.....26 vs. Pittsburgh (2/7/04)
 Field Goals Made10 vs. West Virginia (1/7/04)
 Field Goals Attempted.....21 vs. West Virginia (3/10/04)
 Field Goal Percentage34.5% vs. West Virginia (1/7/04)
 3 PT Field Goals Made.....0 vs. Connecticut (1/12/99)
 3 PT Field Goals Attempted..... 7 vs. Pittsburgh (1/12/04)
 3 PT Field Goals Percentage.....10.0% (1-10) vs. Seton Hall (1/12/03) *
 Free Throws Made..... 0 vs. Pittsburgh (1/12/04)
 Free Throws Attempted 2 vs. Pittsburgh (1/12/04)
 Free Throw Percentage0.0% (0-2) vs. Pittsburgh (1/12/04)
 Total Rebounds..... 7 vs. Rutgers (3/1/03)
 Offensive Rebounds4 vs. Connecticut (3/11/04)
 Defensive Rebounds8 vs. West Virginia (3/10/04)
 Assists2 vs. Boston College (2/4/04)
 Steals.....0 vs. Georgetown (3/4/04) *
 Blocked Shots 0 vs. Pittsburgh (2/7/04) *
 Turnovers.....0 vs. West Virginia (3/10/04)
 Fouls3 vs. West Virginia (1/7/04) *

Notre Dame - BIG EAST Team Game Lows (Total)

Points.....50 vs. Connecticut (2/21/04)
 Field Goals Made 13 vs. Rutgers (3/1/03)
 Field Goals Attempted.....32 vs. Rutgers (3/1/04)
 Field Goal Percentage 29.7% (19-64) vs. Connecticut (2/21/04)
 3 PT Field Goals Made.....0 vs. Connecticut (1/12/99)
 3 PT Field Goals Attempted.....6 vs. Seton Hall (2/6/99)
 3 PT Field Goals Percentage..... 10.5% vs. Rutgers (2/14/02)
 Free Throws Made.....2 vs. Syracuse (1/14/02)
 Free Throws Attempted 4 vs. Pittsburgh (3/8/01)
 Free Throw Percentage 37.5% (3-8) vs. Pittsburgh (1/12/04)
 Total Rebounds..... 21 vs. Rutgers (3/1/03)
 Offensive Rebounds4 vs. Pittsburgh (2/9/03) *
 Defensive Rebounds 18 vs. Pittsburgh (2/7/04) *
 Assists 7 vs. Rutgers (3/1/03)
 Steals.....3 vs. Virginia Tech (1/20/04)
 Blocked Shots1 vs. Pittsburgh (2/7/04) *
 Turnovers.....4 vs. Connecticut (2/9/04) *
 Fouls6 vs. West Virginia (1/7/04) *

*Indicates game played at the Joyce Center, Notre Dame, Ind.

#Indicates school record

Notre Dame Opponent Highs and Lows in a BIG EAST Game

Opponent - BIG EAST Team Game High (1st Half)

Points.....54, Connecticut (1/12/99)
 Field Goals Made 22, Syracuse (3/4/03) *
 Field Goals Attempted.....44, Georgetown (3/4/01) *
 Field Goal Percentage65.2% (15-23), Providence (2/21/96) *
 3 PT Field Goals Made..... 9, West Virginia (2/2/00) *
9, Boston College (1/11/97) *
 3 PT Field Goals Attempted..... 19, West Virginia (2/2/00) *
 3 PT Field Goals Percentage..... 100.0% (5-5), Connecticut (2/8/97) *
 Free Throws Made..... 21, Connecticut (1/12/99)
 Free Throws Attempted23, Connecticut (1/12/99)
 Free Throw Percentage 100.0% (7-7), Connecticut (3/11/04)
100.0% (8-8), Providence (3/2/02) *
 Total Rebounds.....33, Connecticut (2/21/04)
 Offensive Rebounds 14, Georgetown (3/8/03)
 Defensive Rebounds 21, Connecticut (3/11/04)
21, Connecticut (2/21/04)
 Assists11, Boston College (2/4/04)
11, Syracuse (3/4/03) *
 Steals.....7, Virginia Tech (1/20/04)
 Blocked Shots10, Connecticut (2/21/04)
 Turnovers..... 14, Pittsburgh (1/6/03)
 Fouls 14, Rutgers (1/31/04)

Notre Dame - BIG EAST Team Game High (2nd Half)

Points..... 68, Georgetown (2/9/02)
 Field Goals Made 23, Georgetown (2/9/02)
 Field Goals Attempted.....60, Georgetown (2/9/02)
 Field Goal Percentage65.4% (17-26), Pittsburgh (1/12/04)
 3 PT Field Goals Made.....9, Pittsburgh (1/29/97)
 3 PT Field Goals Attempted..... 20, Miami (2/23/02)
 3 PT Field Goals Percentage.....83.3% (5-6), Boston College (3/1/97)
 Free Throws Made..... 23, Seton Hall (2/18/97)
 Free Throws Attempted 30, Villanova (2/8/00)
 Free Throw Percentage100.0% (14-14), Miami (1/28/00) *
 Total Rebounds.....30, Pittsburgh (1/6/03)
 Offensive Rebounds 13, Syracuse (2/16/04)
13, Virginia Tech (1-20-04)
 Defensive Rebounds26, Connecticut (2/21/04)
 Assists16, Georgetown (2/1/03)
 Steals.....6, West Virginia (1/7/04) *
 6, Pittsburgh (2/9/03) *
 Blocked Shots5, West Virginia (1/7/04) *
5, Connecticut (2/24/03) *
 Turnovers.....10, Rutgers (1/31/04)
 Fouls18, Georgetown (2/1/03)

Notre Dame - BIG EAST Team Game High (Total)

Points.....111, Georgetown (2/9/02)
 Field Goals Made41, Syracuse (3/4/03) *
 Field Goals Attempted..... 87, Georgetown (1/7/97)
 Field Goal Percentage56.5% (34-60), Syracuse (1/17/04) *
 3 PT Field Goals Made.....14, Syracuse (1/16/00)
 3 PT Field Goals Attempted.....36, Boston College (1/2/00) *
 3 PT Field Goals Percentage..... 71.4% (5-7), Seton Hall (2/5/03)
 Free Throws Made.....32, Connecticut (1/12/99)
 Free Throws Attempted44, Miami (1/23/96)
 Free Throw Percentage 94.4% (17-18), Miami (1/25/00) *
 Total Rebounds.....59, Connecticut (2/21/04)
 Offensive Rebounds 32, Georgetown (1/7/97)
 Defensive Rebounds 40, Connecticut (1/3/98)
 Assists 26, Villanova (1/7/99)
 Steals..... 24, Georgetown (2/10/99) *
 Blocked Shots13, Connecticut (2/17/96)
 Turnovers..... 23, Villanova (1/6/02) *
 Fouls33, West Virginia (2/11/97) *

Notre Dame - BIG EAST Team Game Lows (1st Half)

Points.....19 vs. Connecticut (2/12/04) *
 Field Goals Made 10 vs. Connecticut (2/12/04) *
 Field Goals Attempted.....28 vs. Pittsburgh (2/7/04) *
 Field Goal Percentage 33.3% (12-36) vs. Syracuse (3/4/03) *
 3 PT Field Goals Made.....0, Georgetown (2/9/02)
0, Miami (2/26/00)
 3 PT Field Goals Attempted.....2, Georgetown (2/1/03) *
 3 PT Field Goals Percentage..... 0.0% (0-6), Miami (2/26/00)
 Free Throws Made.....0, West Virginia (3/10/04)
 0, Pittsburgh (2/7/04) *
 Free Throws Attempted 0, Rutgers (1/31/04)
 0, West Virginia (1/9/02)
 Free Throw Percentage 0.0% (0-0), Rutgers (1/31/04) *
0.0% (0-0), West Virginia (1/9/02)
 Total Rebounds.....11, Virginia Tech (1/20/04)
11, West Virginia (1/7/04) *
 Offensive Rebounds0, Virginia Tech (1/20/04)
 Defensive Rebounds 7, Seton Hall (1/12/03) *
 Assists3, Georgetown (3/4/04) *
 3, Rutgers (1/31/04)
 Steals.....0, Connecticut (3/11/04)
0, Georgetown (3/4/04) *
 Blocked Shots 0, St. John's (3/6/04)
 Turnovers.....1, Pittsburgh (1/12/04)
 Fouls3, Pittsburgh (2/7/04) *

Notre Dame - BIG EAST Team Game Lows (2nd Half)

Points..... 21, Rutgers (1/14/03) *
 Field Goals Made 5, West Virginia (1/9/02)
 Field Goals Attempted.....17, Boston College (1/9/96)
 Field Goal Percentage22.7%, West Virginia (1/9/02)
 3 PT Field Goals Made..... 0, Connecticut (2/26/01)
 3 PT Field Goals Attempted..... 3, Connecticut (2/26/01)
 3 PT Field Goals Percentage.....0.0% (0-3), Connecticut (2/26/01)
 Free Throws Made.....0, Pittsburgh (12/6/97)
 Free Throws Attempted0, Pittsburgh (1/29/97)
 Free Throw Percentage0.0% (0-0), Pittsburgh (1/29/97)
 Total Rebounds.....9, West Virginia (3/10/04)
9, Virginia Tech (2/22/03) *
 Offensive Rebounds 1, West Virginia (3/10/04)
 Defensive Rebounds3, Virginia Tech (2/22/03) *
 Assists2, Connecticut (3/11/04)
 Steals..... 0, St. John's (3/6/04)
 Blocked Shots 0, St. John's (3/6/04)
 Turnovers.....0, West Virginia (3/10/04)
 Fouls 5, St. John's (3/6/04)

Notre Dame - BIG EAST Team Game Lows (Total)

Points..... 48, Georgetown (3/4/04) *
 Field Goals Made17, Rutgers (1/20/96) *
 Field Goals Attempted.....45, Miami (1/25/00)
 Field Goal Percentage 28.1% (18-64), Georgetown (3/4/04) *
 3 PT Field Goals Made.....1, Georgetown (2/7/98)
 3 PT Field Goals Attempted.....7, Seton Hall (2/5/03)
 3 PT Field Goals Percentage..... 9.5% (2-21), Seton Hall (2/6/99)
 Free Throws Made.....2, Connecticut (2/12/00) *
 Free Throws Attempted 3, Connecticut (2/12/00) *
 Free Throw Percentage 44.0% (11-25), Pittsburgh (1/6/03)
 Total Rebounds.....23, Pittsburgh (2/3/01)
 Offensive Rebounds4, West Virginia (2/18/03)
 Defensive Rebounds 16, Pittsburgh (1/30/02) *
 Assists9, Connecticut (3/11/04)
 Steals.....1, Connecticut (3/11/04)
 Blocked Shots 0, St. John's (3/6/04)
 Turnovers..... 4, Syracuse (2/15/03)
 Fouls11, Connecticut (3/11/04)

* Indicates game played at the Joyce Center, Notre Dame, Ind.

The Last Time It Happened...

Notre Dame recorded a

30-Point win.....was on 12/14/02 - ND 102, DePaul 71 (31 Points)*

40-Point win.....was on 11/18/02 - ND 89, IUPUI 45 (44 Points)*

50-Point win.....was on 2/22/86 - ND 126, Miami 73 (53 Points)

30-Point loss.....was on 1/7/99 - ND 62, Villanova 93 (31 Points)*

Notre Dame shot.....

60% on FGs.....was on 12/14/02 - 60.0% (30-50) vs. DePaul (ND 102, DePaul 71)

65% on FGs.....was on 1/30/02 - 66.7% (34-51) vs. Pittsburgh (ND 89, Pittsburgh 76)*

90% on FTs.....was on 11/29/03 - 95.0% (19-20) vs. Mount St. Mary's (ND 78, Mount St. Mary's 64)*

Notre Dame.....

Won 10 games in a row.....was from 1/16/01 thru 2/24/01 - 11 straight

Won 15 games in a row.....was from 12/31/53 thru 3/9/54 - 18 straight

Won 20 games in a row.....never

Lost 5 games in a row.....was from 1/15/94 thru 1/24/94 - 6 straight

Scored 100 points.....was on 1/15/03 (ND 101 - Boston College 94)

- Scored 100 points on the road.....was on 1/15/03 (ND 101 - Boston College 94)

- Scored 100 points at a neutral site.....was on 3/12/78 (ND 100 - Houston 77) (NCAA First Round, Tulsa, OK)

- Scored 100 points and lost.....was on 3/20/71 (ND 106 - Houston 119) (NCAA Regional Semi-finals at Wichita,KS)

Allowed 100 points.....was on 2/9/02 vs. Georgetown (ND 116 - Georgetown 111)

Scored less than 50 points.....was on 11/21/97 vs. Marquette (ND 48 - Marquette 72)

Allowed less than 50 points.....was on 12/8/04 vs. Indiana (ND 55 - Indiana 45)

Played an Overtime Game.....was on 2/1/03 vs. Georgetown (ND 93 - Georgetown 92)*

- Played in a Multi-Overtime Game.....was on 2/1/03 vs. Georgetown (ND 93 - Georgetown 92 - 2OT)*

Won on a "last second" shot.....was on 2/9/03 vs. Pittsburgh (ND 66 - Pittsburgh 64 - Torin Francis layup at 00:00.6)*

Had 5 double figure scorers.....was on 3/6/04 vs. St. John's (ND 89 - St. John's 62) - Chris Thomas 25 , Jordan Cornette 12, Colin Falls 11, Torrian Jones 11, Tom Timmermans 11

Had 6 double figure scorers.....was on 12/14/03 vs. DePaul (ND 82 - DePaul 69) - Jordan Cornette 17, Chris Thomas 13, Colin Falls 12, Torin Francis 12, Chris Quinn 12, Rick Cornett 10

Had 7 double figure scorers.....never

Had two double-figure rebounders.....was on 11/18/02 vs. IUPUI (ND 85 - IUPUI 45)* - Dan Miller 11, Torin Francis 10

Had two players with double-doubles.....was on 11/23/04 vs. IPFW (ND 73 - IPFW 45)* - Chris Thomas (10 pts., 11 ast.), Dennis Latimore (12 pts., 11 rebs.)

Had three players with double-doubles.....never

Had two 20-point scorers.....was on 12/11/04 vs. DePaul (ND 73 - DePaul 84) - Chris Thomas - 24, Colin Falls - 20

Had three 20-point scorers.....was on 2/28/04 vs. UCLA (ND 75 - UCLA 60) - Chris Thomas 21, Tom Timmermans 20, Chris Quinn 20

Made 10 three-point field goals.....was on 12/11/04 - 11-20 (55.0%) vs. DePaul (ND 73 - DePaul 84)*

Committed 10 turnovers or less.....was on 11/19/04 - 7 turnovers vs. Harvard (ND 66 - Harvard 59)*

Committed 5 turnovers or less.....was on 3/4/04 - 5 turnovers vs. Georgetown (ND 61 - Georgetown 48)

Committed 25 turnovers.....was on 2/8/00 - 26 turnovers vs. Villanova (ND 69 - Villanova 86)

Forced 25 turnovers.....was on 11/16/01 - 30 turnovers vs. New Hampshire (ND 95 - New Hampshire 53)

An Irish player had.....

25+ points.....was on 3/6/04 - Chris Thomas (25) vs. St. John's (ND 89 - St. John's 62)

30+ points.....was on 2/9/04 - Chris Thomas (31) vs. Connecticut (ND 80 - Connecticut 74)*

35+ points.....was on 3/22/04 - Chris Thomas (39) vs. Saint Louis (ND 77 - Saint Louis 66)

40+ points.....was on 11/28/93 - Monty Williams (42) vs. Valparaiso (ND 96 - Valparaiso 74)*

15 or more rebounds.....was on 1/20/04 - Torin Francis (16) vs. Virginia Tech (ND 74 - Virginia Tech 63)

20 rebounds.....was on 11/22/02 - Torin Francis (20) vs. Bucknell (ND 73, Bucknell 42)*

a "double-double".....was on 12/8/04 - Torin Francis (12 pts., 8 rebs) vs. Indiana (ND 55, Indiana 45)

a "triple-double".....was on 11/16/01 - Chris Thomas (24 pts, 11 ast, 11 steals) vs. New Hampshire (ND 99 - New Hampshire 53)*

20 points and 10 rebounds.....was on 1/20/04 - Torin Francis (22 pts, 16 rebs) vs. Virginia Tech (ND 74 - Virginia Tech 63)

20 points and 20 rebounds.....was on 1/8/01 - Troy Murphy (25 pts, 20 rebs) vs. Seton Hall (ND 76 - Seton Hall 78)

10 assists.....was on 12/4/04 - Chris Thomas (10) vs. Michigan (ND 60, Michigan 61)

10 blocks.....was on 11/17/02 - Jordan Cornette (11) vs. Belmont (ND 76, Belmont 48)*#

10 steals.....was on 11/16/01 - Chris Thomas (11) vs. New Hampshire (ND 99, New Hampshire 53)*#

An opposing player had.....

25+ points.....was on 3/11/04 - Ben Gordon (29), Connecticut (ND 58 - Connecticut 66)

30+ points.....was on 1/25/03 - Troy Bell (31), Boston College (ND 101 - BC 96 OT)

35+ points.....was on 2/1/03 - Mike Sweetney (38), Georgetown (ND 93 - Georgetown 92 2OT)

40+ points.....was on 2/8/87 - Danny Manning (40), Kansas (ND 60 - Kansas 70)

15 rebounds.....was on 1/10/04 - Jason Fraser (17), Villanova (ND 82 - Villanova 78)

20 rebounds.....was on 2/21/04 - Emeka Okafor (22), Connecticut(ND 50 - Connecticut 61)

a "double-double".....was on 12/11/04 - Quemont Greer (20 pts, 14 rebs), Michigan (ND 73 - DePaul 84)*

a "triple-double".....never

20 points and 10 rebounds.....was on 2/23/04 - Ryan Gomes (25 pts, 12 rebs), Providence (ND 59, Providence 73)*

20 points and 20 rebounds.....never

10 assists.....was on 12/4/99 - James Strong (11), Vanderbilt (ND 85 - Vanderbilt 87)*

10 blocks.....was on 1/27/73 - Bill Walton (10), UCLA (ND 63 - UCLA 82)*

10 steals.....was on 1/29/89 - Mark Macon (11), Temple (ND 64 - Temple 60)*

*indicates Notre Dame home game; #school records

The Last Time It Happened In A BIG EAST Game...

Note: Notre Dame began playing as a member of the BIG EAST Conference in 1995-96.

Notre Dame Recorded a ...

30-Point win.....never
40-Point win.....never
50-Point win.....never
30-Point loss.....was on 1/7/99 - ND 62, Villanova 93 (31 points)

Notre Dame Shot ...

60% on FGs.....was on 1/6/01 - 60.8% (31-51) vs. Rutgers (ND 87 - Rutgers 80)*
65% on FGs.....was on 1/30/02 - 66.7% (34-51) vs. Pittsburgh (ND 89, Pittsburgh 76)*
90% on FTs.....was on 3/8/01 - 100.0% (4-4) vs. Pittsburgh (ND 54 - Pittsburgh 66) - BIG EAST Quarterfinal

Notre Dame ...

Won 5 BIG EAST games in a row.....was from 1/16/01 thru 2/14/01 (8 straight)
Won 10 BIG EAST games in a row.....never
Lost 5 BIG EAST games in a row.....never
Scored 100 points.....was on 1/15/03 (ND 101 - Boston College 94)
-Scored 100 points on the road.....was on 1/15/03 (ND 101 - Boston College 94)
-Scored 100 points on the neutral sit.....enever
-Scored 100 points and lost.....never
Allowed 100 points.....was on 2/9/02 vs. Georgetown (ND 116 - Georgetown 111)
Scored less than 50 points.....never
Allowed less than 50 points.....was on 3/4/04 vs. Georgetown (ND 61 - Georgetown 48)*
Played an Overtime game.....was on 2/1/03 vs. Georgetown (ND 93 - Georgetown 92)*
-Played in a Multi-Overtime Game.....was on 2/1/03 vs. Georgetown (ND 93 - Georgetown 92 - 2OT)*
Won on a "last second" shot.....was on 2/9/03 vs. Pittsburgh (ND 66 - Pittsburgh 64 - Torin Francis layup at 00:00.6)*
Had 5 double figure scorers.....was on 3/6/04 vs. St. John's (ND 89 - St. John's 62) - Chris Thomas 25, Jordan Cornette 12, Colin Falls 11, Torin Francis 11, Tom Timmermans 11
Had 6 double figure scorers.....never
Had 7 double figure scorers.....never
Had two double figure rebounders.....never
Had two players with double-doubles.....was on 2/21/01 vs. Boston College (ND 76 - Boston College 75) - Ryan Humphrey (15 pts, 14 rebs), Matt Carroll (17 pts, 11 rebs)
Had three players with double-doubles.....never
Had two 20-point scorers.....was on 2/16/04 vs. Syracuse (ND 84 - Syracuse 72) - Chris Thomas - 25, Chris Quinn - 22
Had three 20-point scorers.....was on 2/22/03 vs. Virginia Tech (ND 98 - Virginia Tech 76) - Dan Miller 22, Chris Thomas 21, Matt Carroll 25
Made 10 three-point field goals.....was on 3/10/04 - 10-18 (55.6%) vs. West Virginia (ND 65 - West Virginia 64)
Committed 10 turnovers or less.....3/11/04 - 6 turnovers vs. Connecticut (ND 58 - Connecticut 66)
Committed 5 turnovers or less.....was on 3/4/04 - 5 Turnovers vs. Georgetown (ND 61 - Georgetown 48)
Committed 25 turnovers.....was on 2/8/00 - 26 turnovers vs. Villanova (ND 69 - Villanova 86)
Forced 25 turnovers.....never

An Irish player had...

25+ points.....was on 3/6/04 - Chris Thomas (25) vs. St. John's (ND 89 - St. John's 62)
30+ points.....was on 2/9/04 - Chris Thomas (31) vs. Connecticut (ND 80 - Connecticut 72)*
35+ points.....was on 2/1/03 - Matt Carroll (36) vs. Georgetown (ND 93 - Georgetown 92 2OT)*
40+ points.....never
15 or more rebounds.....was on 1/20/04 - Torin Francis (16) vs. Virginia Tech (ND 74 - Virginia Tech 63)
20 rebounds.....never
a "double-double".....was on 3/6/04 - Jordan Cornette (12 pts, 10 rebs) vs. St. John's (ND 89 - St. John's 62)
a "triple-double".....never
20 points and 10 rebounds.....was on 1/20/04 - Torin Francis (22 pts, 16 rebs) vs. Virginia Tech (ND 74 - Virginia Tech 63)
20 points and 20 rebounds.....was on 1/8/01 - Troy Murphy (25 pts, 20 rebs) vs. Seton Hall (ND 76 - Seton Hall 78)
10 assists.....was on 2/22/03 - Chris Thomas (13) vs. Virginia Tech (ND 98 - Virginia Tech 76)
10 blocks.....never
10 steals.....never

An opposing player had...

25+ points.....was on 3/11/04 - Ben Gordon (29), Connecticut (ND 58 - Connecticut 66)
30+ points.....was on 1/25/03 - Troy Bell (31), Boston College (ND 101 - BC 96 OT)
35+ points.....was on 2/1/03 - Mike Sweetney (38), Georgetown (ND 93 - Georgetown 92 - 2OT)
40+ points.....never
15 or more rebounds.....was on 1/10/04 - Jason Fraser (17), Villanova (ND 82 - Villanova 78)
20 rebounds.....was on 2/21/04 - Emeka Okafor (22), Connecticut (ND 50 - Connecticut 61)
a "double-double".....was on 3/6/04 - Tyler Jones (12 pts, 11 rebs), St. John's (ND 89 - St. John's 62)
a "triple-double".....never
20 points and 10 rebounds.....was on 2/23/04 - Ryan Gomes (25 pts, 12 rebs), Providence (ND 59 - Providence 73)*
20 points and 20 rebounds.....never
10 assists.....was on 1/22/97 - Shaheen Holloway (10), Seton Hall (ND 86 - Seton Hall 72)
10 blocks.....never
10 steals.....never

* indicates Notre Dame home game



Jordan Cornette

12

6- 10 • 236 • Senior • Center • Cincinnati, OH/St. Xavier

Two-time Irish captain ... needs 32 blocks to become school's career leader ... has scored in double figures and grabbed 10-plus rebounds in six career games ... three career double doubles ... registered season-highs of nine points, five rebounds and three steals against Michigan ... scored six points, grabbed four rebounds and made three steals in season opener against Harvard ... registered season-highs of three assists and seven rebounds against DePaul ... played in his 100th career game vs. Charleston Southern...scored a season-high 13 points against Army, to go with seven rebounds and two blocks...talled the 100th steal of his career against the Black Knights ... set a career high with four steals against Marist ... blocked a season-high four shots in the Western Illinois game.

	Career Highs	2004-05 Season Highs
Points:	17 vs. DePaul (12-14-03)	13 vs. Army (12-19-04)
Field Goals:	6 vs. DePaul (12-14-03)	5 vs. Army (12-19-04)
Field Goals Attempted:	13 vs. Army (12-19-04)	13 vs. Army (12-19-04)
Field-Goal Pct:	1,000 on 11 occasions	.571 vs. Michigan (12-4-04)
Three-Point Field Goals:	5 vs. DePaul (12-14-03)	3 vs. Army (12-19-04)
Three-Point Field Goals Attempted:	8 on two occasions	8 vs. Army (12-19-04)
Three-Point Field Goal Pct.:	1,000 on four occasions	.375 vs. Army (12-19-04)
Free Throws:	4 vs. Miami (1-28-04)	2 vs. Harvard (11-19-04)
Free Throws Attempted:	5 vs. Indiana (12-10-03)	2 on three occasions
Free-Throw Percentage:	1,000 on 13 occasions	1,000 vs. Harvard (11-19-04)
Rebounds:	13 vs. Belmont (11-17-02)	7 on two occasions
Assists:	4 vs. Georgetown (3-4-04)	3 vs. DePaul (12-11-04)
Blocked Shots:	11 vs. Belmont (11-17-02)	4 vs. Western Illinois (12-28-04)
Steals:	4 on two occasions	4 vs. Marist (12-22-04)
Minutes:	39 vs. Seton Hall (2-14-04)	32 vs. Charleston Southern (11-26-04)

Opp.	Min.	Total			Rebounds		PF	A	TO	BLK	Stl.	Pts.				
		FG- FGA	Pct.	3FG- FGA	Pct.	FT- FTA							Pct.	Def.	Total	
Harvard (S)	22	2-5	.400	0-2	.000	2-2	1,000	3	1	4	2	1	1	3	6	
IPFW (S)	24	1-4	.250	1-4	.250	1-2	.500	0	3	3	2	1	0	2	1	4
Charleston Southern (S)	32	1-5	.200	0-3	.000	0-0	.000	1	3	4	3	0	1	0	0	2
at Michigan (S)	29	4-7	.571	1-3	.333	0-0	.000	3	2	5	2	1	0	0	3	9
at Indiana (S)	25	1-4	.250	0-3	.000	0-0	.000	1	3	4	2	0	1	1	1	2
DePaul (S)	28	1-4	.250	0-2	.000	0-0	.000	2	5	7	1	3	0	2	2	2
Army (S)	30	5-13	.384	3-8	.375	0-0	.000	4	3	7	2	1	3	2	3	13
Marist (S)	20	2-5	.400	1-3	.333	0-0	.000	0	1	1	2	1	1	2	4	5
Western Illinois	19	0-3	.000	0-2	.000	1-2	.500	1	2	3	3	2	0	4	1	1
Samford	23	2-6	.333	1-2	.500	0-0	.000	2	1	3	0	1	2	0	1	5
at Seton Hall*																
Villanova*																
Syracuse*																
St. John's*																
at West Virginia*																
at Georgetown*																
at Villanova*																
Connecticut*																
at Syracuse*																
Boston College*																
at Pittsburgh*																
Georgetown*																
at Providence*																
at Connecticut*																
UCLA																
Rutgers*																
Pittsburgh*																

Cornette's Career Statistics

YEAR	G- S	MIN/AVG	FG- FGA		3- Point		FT- FTA		PCT.		Rebounds			AST.	STL	BLK	PF- D	PTS/AVG
			PCT.	FG- FGA	PCT.	FT- FTA	PCT.	O	D	TOT	AVG.							
2001- 02	31-6	443/14.3	36-82	.439	3-12	.250	10-21	.476	40	62	102	3.3	16	20	17	51-2	85/2.7	
BIG EAST	15-4	236/15.7	17-41	.415	3-9	.333	5-13	.385	22	39	61	4.1	10	10	7	25-1	42/2.8	
2002- 03	34-21	658/19.4	42-92	.457	6-19	.316	13-23	.565	45	98	143	4.2	33	34	75	81-2	103/3.0	
BIG EAST	16-14	310/19.4	23-51	.451	4-10	.400	8-14	.571	29	44	73	4.6	12	17	31	39-1	58/3.6	
2003- 04	32-27	983/30.7	61-180	.339	39-111	.351	25-39	.641	63	130	193	6.0	38	33	63	88-5	186/5.8	
BIG EAST	16-13	467/29.2	27-85	.318	20-56	.357	14-18	.778	30	65	95	5.9	22	18	26	46-4	88/5.5	
2004- 05	10-8	252/25.2	19-56	.339	7-32	.219	4-6	.667	17	24	41	4.1	11	19	14	19-0	49/4.9	
BIG EAST	0-0	0/0.0	0-0	.000	0-0	.000	0-0	.000	0	0	0	0.0	0	0	0	0-0	0/0.0	
TOTALS	107- 62	2336/21.8	158- 410	.385	55- 174	.316	52- 89	.584	165	314	479	4.5	98	106	169	239- 9	423/4.0	
BIG EAST	47- 31	1013/21.6	67- 177	.379	27- 75	.360	27- 45	.600	81	148	229	4.9	44	45	64	110- 6	188/4.0	



Chris Thomas

1

6- 1 • 190 • Senior • Guard • Indianapolis, IN/Pike

Two-time Irish captain ... sixth all-time leading scorer and all-time career assist and steals leader ... ranks among the top 10 in 12 career categories ... has netted double figures in 94 of 109 career games (.861) ... dished off 10-plus assists in 17 career outings ... 13 career double-doubles ... logged 40-plus minutes in 37 career games ... scored a season-high


24 points and dished off seven assists versus DePaul ... registered his 200th career steal against the Blue Demons ... tallied 1,900th points and 700th assists versus Western Illinois ... finished with 15 points, six assists, four steals and no turnovers against Charleston Southern ... his two points against Michigan marked a career-low ... grabbed 400th rebound against Michigan ... scored nine of Notre Dame's final 19 points against Indiana and finished with 13 points...passed former Irish guard David Graves for first on the school's all-time steals list with five against Army...netted 12 points and dished off seven assists against the Black Knights ... narrowly missed the feat again in Notre Dame's next outing, scoring 21 points to go along with nine assists and nine boards ... his 29 minutes against Samford marked just the second time he played less than 30 minutes.

	Career Highs	2004-05 Season Highs
Points:	39 vs. Saint Louis (3-22-04)	24 vs. DePaul (12-11-04)
Field Goals:	12 vs. Marquette (12-2-02)	9 vs. DePaul (12-11-04)
Field Goals Attempted:	25 vs. Oregon (3-25-04)	19 vs. Harvard (11-19-04)
Field-Goal Pct:	.714 (10-14) vs. Rutgers (2-6-02)	.643 vs. DePaul (12-11-04)
Three-Point Field Goals:	7 vs. Rutgers (2-6-02)	4 on two occasions
Three-Point Field Goals Attempted:	14 on two occasions	7 vs. Harvard (11-19-04)
Three-Point Field Goal Pct.:	.857 (6-7) vs. UT-Chattanooga (11-24-01)	.800 (4-5) vs. DePaul (12-11-04)
Free Throws:	14 vs. Georgetown (2-1-03)	9 vs. Marist (12-22-04)
Free Throws Attempted:	16 vs. Georgetown (2-1-03)	9 vs. Marist (12-22-04)
Free-Throw Percentage:	1.000 on 37 occasions	1.000 on six occasions
Rebounds:	11 vs. Providence (2-24-04)	9 vs. Western Illinois (12-28-04)
Assists:	13 on three occasions	11 vs. IPFW (11-23-04)
Blocked Shots:	2 vs. Seton Hall (1-26-02)	1 vs. Marist (12-22-04)
Steals:	11 vs. New Hampshire (11-16-01)	5 vs. Army (12-19-04)
Minutes:	60 vs. Georgetown (2-9-02)	40 vs. DePaul (12-11-04)

Opp.	Min.	Total		Pct.	3FG- FGA	Pct.	FT- FTA	Pct.	Off.	Rebounds			PF	A	TO	BLK	Stl.	Pts.
		FG- FGA	Pct.							Def.	Total							
Harvard (S)	39	7-19	.368	2-7	.286	1-2	.500	0	3	3	2	5	2	0	3	17		
IPFW (S)	32	3-8	.375	0-2	.000	4-4	1.000	0	2	2	1	11	1	0	2	10		
Charleston Southern (S)	37	5-14	.357	1-6	.167	4-7	.571	0	3	3	0	6	0	0	4	15		
at Michigan (S)	39	1-13	.077	0-4	.000	0-0	.000	2	6	8	1	10	3	0	2	2		
at Indiana (S)	37	4-10	.400	2-3	.667	3-3	1.000	2	4	6	1	4	5	0	3	13		
DePaul (S)	40	9-14	.642	4-5	.800	2-2	1.000	0	3	3	4	7	5	0	2	24		
Army (S)	35	4-14	.285	1-5	.200	3-4	.750	2	4	6	0	7	1	0	5	12		
Marist (S)	35	4-11	.363	1-5	.200	9-9	1.000	2	6	8	1	9	4	1	1	18		
Western Illinois (S)	35	8-15	.533	3-4	.750	2-2	1.000	1	8	9	1	9	4	0	2	21		
Samford (S)	29	4-12	.333	2-4	.500	4-4	1.000	0	3	3	0	4	3	0	4	14		
at Seton Hall*																		
Villanova*																		
Syracuse*																		
St. John's*																		
at West Virginia*																		
at Georgetown*																		
at Villanova*																		
Connecticut*																		
at Syracuse*																		
Boston College*																		
at Pittsburgh*																		
Georgetown*																		
at Providence*																		
at Connecticut*																		
UCLA																		
Rutgers*																		
Pittsburgh*																		

Thomas' Career Statistics

YEAR	G- S	MIN/AVG	FG- FGA		PCT.	3- Point		FT- FTA	PCT.	Rebounds			AVG.	AST.	STL	BLK	PF- D	PTS/AVG
			FG- FGA	PCT.		FG- FGA	PCT.			O	D	TOT						
2001-02	33-33	1255/38.0	160-413	.387		76-206	.369	120-135	.889	26	88	114	3.5	252	72	6	71-0	516/15.6
BIG EAST	16-16	644/40.2	74-202	.366		32-105	.305	68-78	.872	12	46	58	3.6	130	32	6	32-0	248/15.5
2002-03	34-34	1247/36.7	211-523	.403		80-208	.385	135-155	.871	34	101	135	4.0	236	62	8	80-1	637/18.7
BIG EAST	16-16	610/38.1	102-262	.389		38-110	.345	73-86	.849	19	57	76	4.8	108	30	1	40-1	315/19.7
2003-04	32-32	1225/38.3	211-548	.385		94-268	.351	114-138	.826	24	111	135	4.2	150	50	3	60-1	630/19.7
BIG EAST	16-16	620/38.8	106-281	.377		49-136	.360	57-70	.814	10	62	72	4.5	73	22	2	32-1	318/19.9
2004-05	10-10	358/35.8	49-130	.377		16-45	.356	32-37	.865	9	42	51	5.1	72	28	1	11-0	146/14.6
BIG EAST	0-0	0/0.0	0-0	.000		0-0	.000	0-0	.000	0	0	0	0.0	0	0	0	0-0	0/0.0
TOTALS	109-109	4085/37.5	631-1614	.391		266-727	.366	401-465	.862	93	342	435	4.0	710	212	18	222-2	1929/17.7
BIG EAST	48-48	1874/39.0	282-745	.379		119-351	.339	198-234	.846	41	165	206	4.3	311	84	9	104-2	881/18.4



Dennis Latimore

41

6- 9 • 238 • Senior • Forward • Halstead, KS/Halstead


Did not play the entire 2003-04 campaign after transferring to Notre Dame from Arizona in June of 2003 ... recorded first career double-double against IPFW with 12 points and career-high 11 rebounds ... registered career-best 18 points playing a career-high 35 minutes ... followed that with a 12-point and eight-rebound performance against Indiana playing a career-high 36 minutes ... it marked the first time in his career in which he scored in double figures in back-to-back contests ... scored 13 second-half points and finished with 15 against Army as he connected on 6-8 field goals ... matched his career high with two blocked shots against Marist ... tied his career high with 18 points in the Western Illinois game ... started the first seven games of the season, but was not in the starting lineup versus Marist ... has started nine games overall.

	Career Highs	2004-05 Season Highs
Points:	18 on two occasions	18 on two occasions
Field Goals:	9 vs. Western Illinois (12-28-04)	9 vs. Western Illinois (12-28-04)
Field Goals Attempted:	15 vs. Western Illinois (12-28-04)	15 vs. Western Illinois (12-28-04)
Field-Goal Pct.:	.750 (6-8) vs. Army (12-19-04)	.750 (6-8) vs. Army (12-19-04)
Three-Point Field Goals:	—	—
Three-Point Field Goals Attempted:	—	—
Three-Point Field Goal Pct.:	—	—
Free Throws:	4 on three occasions	3 vs. Army (12-19-04)
Free Throws Attempted:	6 on three occasions	6 vs. Michigan (12-4-04)
Free-Throw Percentage:	1.000 on five occasions	1.000 on two occasions
Rebounds:	11 vs. IPFW (11-23-04)	11 vs. IPFW (11-23-04)
Assists:	3 vs. Saint Louis (12-3-02)	2 on two occasions
Blocked Shots:	2 on five occasions	2 on three occasions
Steals:	1 on 12 occasions	1 on four occasions
Minutes:	36 vs. Indiana (12-8-04)	36 vs. Indiana (12-8-04)

Opp.	Min.	Total				Rebounds				PF	A	TO	BLK	Stl.	Pts.	
		FG- FGA	Pct.	3FG- FGA	Pct.	FT- FTA	Pct.	Off.	Def.							Total
Harvard (S)	30	2-10	.200	0-0	.000	2-2	1.000	4	4	8	4	2	2	2	1	6
IPFW (S)	28	6-11	.545	0-0	.000	0-0	.000	3	8	11	0	1	3	0	1	12
Charleston Southern (S)	31	2-8	.250	0-0	.000	2-2	1.000	0	7	7	2	1	1	2	0	6
at Michigan (S)	35	7-13	.538	0-0	.000	4-6	.667	3	2	5	1	2	1	0	0	18
at Indiana (S)	36	5-9	.556	0-0	.000	2-5	.400	2	6	8	3	1	3	1	0	12
DePaul (S)	23	1-5	.200	0-0	.000	0-0	.000	1	0	1	3	0	0	0	0	2
Army (S)	17	6-8	.750	0-0	.000	3-4	.750	1	4	5	0	2	3	0	0	15
Marist	23	4-8	.500	0-0	.000	2-3	.667	2	2	4	2	1	0	2	1	10
Western Illinois (S)	29	9-15	.600	0-0	.000	0-0	.000	1	5	6	1	1	2	1	1	18
Samford (S)	24	4-6	.667	0-0	.000	0-0	.000	1	3	4	1	0	4	0	0	8
at Seton Hall*																
Villanova*																
Syracuse*																
St. John's*																
at West Virginia*																
at Georgetown*																
at Villanova*																
Connecticut*																
at Syracuse*																
Boston College*																
at Pittsburgh*																
Georgetown*																
at Providence*																
at Connecticut*																
UCLA																
Rutgers*																
Pittsburgh*																

Latimore's Career Statistics

YEAR	G- S	MIN/AVG	FG- FGA	PCT.	3-Point		FT- FTA	PCT.	O	Rebounds			AVG.	AST.	STL	BLK	PF- D	PTS/AVG
					FG- FGA	PCT.				D	TOT							
2001-02	34-0	372/10.9	26-61	.426	0-0	.000	11-28	.393	25	61	86	2.5	7	4	6	32-0	63/1.9	
2002-03	23-1	277/12.0	27-52	.519	0-0	.000	20-36	.556	20	52	72	3.1	13	4	7	13-0	74/3.2	
2004-05	10-9	276/27.6	46-93	.495	0-0	.000	15-22	.682	18	41	59	6.1	11	4	8	17-0	107/10.7	
BIG EAST	0-0	0/0.0	0-0	.000	0-0	.000	0-0	.000	0	0	0	0.0	0	0	0	0-0	0/0.0	
TOTALS	67-10	925/13.7	99-206	.481	0-0	.000	46-86	.535	63	154	217	3.2	31	12	21	62-0	244/3.6	
BIG EAST	0-0	0/0.0	0-0	.000	0-0	.000	0-0	.000	0	0	0	0.0	0	0	0	0-0	0/0.0	



Rick Cornett

11

6-8 • 256 • Junior • Forward • Country Club Hills, IL/Homewood Christian Academy


Has scored in double figures in two career games ... has played in all 10 games this season ... came off the bench against Harvard in season opener and played nine minutes, scoring four points and grabbing four rebounds ... finished with four points and seven rebounds versus Michigan while playing a season-high 16 minutes ... scored four points and grabbed five rebounds against DePaul ... had five points in nine minutes against Marist.

	Career Highs	2004-05 Season Highs
Points:	16 vs. Purdue (3-17-04)	6 vs. IPFW (11-23-04)
Field Goals:	5 vs. Connecticut (3-11-04)	2 on five occasions
Field Goals Attempted:	7 on three occasions	4 on three occasions
Field-Goal Pct:	1.000 on two occasions	.667 vs. Marist (12-22-04)
Three-Point Field Goals:	—	—
Three-Point Field Goals Attempted:	—	—
Three-Point Field Goal Pct.:	—	—
Free Throws:	8 vs. Purdue (3-17-04)	4 vs. IPFW (11-23-04)
Free Throws Attempted:	8 vs. Purdue (3-17-04)	6 vs. IPFW (11-23-04)
Free-Throw Percentage:	1.000 on 10 occasions	.667 vs. IPFW (11-23-04)
Rebounds:	10 vs. Oregon (3-25-04)	7 vs. Michigan (12-4-04)
Assists:	2 vs. Purdue (3-17-04)	1 vs. Marist (12-22-04)
Blocked Shots:	2 on three occasions	2 vs. Michigan (12-4-04)
Steals:	2 on three occasions	—
Minutes:	26 vs. Purdue (3-17-04)	16 vs. Michigan (12-4-04)

Opp.	Min.	Total			Rebounds			PF	A	TO	BLK	Stl.	Pts.	
		FG- FGA	Pct.	3FG- FGA	Pct.	FT- FTA	Pct.							Off.
Harvard	9	2-4	.500	0-0	.000	0-3	.000	3	1	4	2	0	0	4
IPFW	12	1-3	.333	0-0	.000	4-6	.667	1	1	2	2	0	0	6
Charleston Southern	9	0-2	.000	0-0	.000	0-0	.000	1	0	1	1	0	1	0
at Michigan	16	2-4	.500	0-0	.000	0-0	.000	2	5	7	2	0	3	4
at Indiana	6	2-3	.667	0-0	.000	0-0	.000	0	0	0	3	0	2	4
DePaul	11	2-4	.500	0-0	.000	0-0	.000	3	2	5	0	0	2	4
Army	8	0-0	.000	0-0	.000	0-2	.000	2	1	3	1	0	1	0
Marist	9	2-3	.667	0-0	.000	1-4	.250	1	1	2	1	1	0	5
Western Illinois	4	0-0	.000	0-0	.000	0-0	.000	0	1	1	0	0	0	0
Samford	4	0-2	.000	0-0	.000	0-0	.000	0	0	0	0	0	0	0
at Seton Hall*														
Villanova*														
Syracuse*														
St. John's*														
at West Virginia*														
at Georgetown*														
at Villanova*														
Connecticut*														
at Syracuse*														
Boston College*														
at Pittsburgh*														
Georgetown*														
at Providence*														
at Connecticut*														
UCLA														
Rutgers*														
Pittsburgh*														

Cornett's Career Statistics

YEAR	G- S	MIN/AVG	3- Point			Rebounds			AVG.	AST.	STL	BLK	PF- D	PTS/AVG			
			FG- FGA	PCT.	FG- FGA	PCT.	FT- FTA	PCT.							O	D	TOT
2002-03	12-0	61/5.1	10-17	.588	0-0	.000	10-14	.714	2	11	13	1.1	2	0	3	7-0	30/2.5
BIG EAST	2-0	4/2.0	0-1	.000	0-0	.000	2-4	.500	1	0	1	0.5	0	0	0	0-0	2/1.0
2003-04	26-1	284/10.9	38-80	.475	0-0	.000	42-62	.677	38	51	89	3.4	4	11	7	32-0	118/4.5
BIG EAST	14-0	121/8.6	13-37	.400	0-0	.000	14-27	.519	19	25	44	3.1	0	5	2	14-0	40/2.0
2004-05	10-0	88/8.8	11-25	.440	0-0	.000	5-15	.333	13	12	25	2.5	1	0	5	12-0	27/2.7
BIG EAST	0-0	0/0.0	0-0	.000	0-0	.000	0-0	.000	0	0	0	0.0	0	0	0	0-0	0/0.0
TOTALS	48-1	433/9.0	59-122	.484	0-0	.000	57-91	.626	53	74	127	2.6	7	11	15	51-0	175/3.6
BIG EAST	16-0	125/7.8	13-38	.342	0-0	.000	16-31	.516	20	25	45	2.8	0	5	2	14-0	42/2.6



Torin Francis

34

6- 11 • 252 • Junior • Forward • Boston, MA/Tabor Academy

Captain of 2004-05 Irish ... has registered 18 career double-doubles ... scored in double figures in 39 of 64 career games and grabbed 10-plus rebounds in 23 career outings ... has averaged 12.0 rebounds in each of the last


two games versus Western Illinois (10) and Samford (14) ... grabbed nine rebounds versus Harvard in season opener and first game back after missing final 12 games of the 2003-04 campaign ... scored 12 points in shooting 5-6 from the field against Michigan ... scored 11 points against IPFW for only other double-figures scoring effort of the season ... registered first double-double of the season and blocked 100th career shot against Indiana ... grabbed 500th career rebound versus DePaul ... grabbed nine rebounds against Army ... netted a season-high 13 points in the win defeat of Marist.

	Career	2004-05 Season Highs
Points:	25 vs. Arizona (3-27-03)	13 vs. Marist (12-22-04)
Field Goals:	10 vs. Arizona (3-27-03)	5 on two occasions
Field Goals Attempted:	15 vs. Rutgers (1-31-04)	11 vs. Indiana (12-8-04)
Field-Goal Pct.:	1.000 on four occasions	1.000 (1-1) vs. Charleston Southern (11-26-04)
Three-Point Field Goals:	1 vs. Arizona (3-27-03)	-
Three-Point Field Goals Attempted:	1 vs. Arizona (3-27-03)	-
Three-Point Field Goal Pct.:	1.000 (1-1) vs. Arizona (3-27-03)	-
Free Throws:	11 on two occasions	3 on four occasions
Free Throws Attempted:	17 vs. Syracuse (2-15-03)	5 on two occasions
Free-Throw Percentage:	1.000 on six occasions	1.000 on two occasions
Rebounds:	20 vs. Bucknell (11-22-03)	14 vs. Samford (12-30-04)
Assists:	4 vs. Virginia Tech (2-22-03)	1 on four occasions
Blocked Shots:	8 vs. Texas (12-8-02)	2 on two occasions
Steals:	3 vs. Seton Hall (1-12-03)	1 vs. Harvard (11-19-04)
Minutes:	40 on two occasions	33 vs. Indiana (12-8-04)

Opp.	Min.	Total			Rebounds			PF	A	TO	BLK	Stl.	Pts.			
		FG- FGA	Pct.	3FG- FGA	Pct.	FT- FTA	Pct.							Off.	Def.	Total
Harvard (S)	32	2-6	.333	0-0	.000	3-5	.600	3	6	9	3	0	1	2	1	7
IPFW (S)	28	4-9	.444	0-0	.000	3-5	.600	2	5	7	1	1	2	1	0	11
Charleston Southern (S)	14	1-1	1.000	0-0	.000	2-2	1.000	2	1	3	0	0	4	0	0	4
at Michigan (S)	17	5-6	.833	0-0	.000	2-4	.500	2	4	6	2	0	4	1	0	12
at Indiana (S)	33	4-11	.364	0-0	.000	3-4	.750	5	8	13	2	0	1	1	0	11
DePaul (S)	25	4-7	.571	0-0	.000	0-0	.000	2	1	3	1	1	0	0	0	8
Army (S)	19	1-3	.333	0-0	.000	3-4	.750	5	4	9	1	1	0	1	0	3
Marist (S)	24	5-7	.714	0-0	.000	3-3	1.000	1	7	8	2	1	2	0	0	13
Western Illinois (S)	27	1-5	.200	0-0	.000	0-0	.000	5	5	10	1	1	2	2	0	2
Samford (S)	22	0-4	.000	0-0	.000	0-2	.000	5	9	14	0	0	0	1	0	0
at Seton Hall*																
Villanova*																
Syracuse*																
St. John's*																
at West Virginia*																
at Georgetown*																
at Villanova*																
Connecticut*																
at Syracuse*																
Boston College*																
at Pittsburgh*																
Georgetown*																
at Providence*																
at Connecticut*																
UCLA																
Rutgers*																
Pittsburgh*																

Francis' Career Statistics

YEAR	G- S	MIN/AVG	FG- FGA			3- Point			FT- FTA			Rebounds			AST.	STL	BLK	PF- D	PTS/AVG
			PCT.	PCT.	PCT.	PCT.	PCT.	O	D	TOT	AVG.								
2002- 03	34-34	974/28.6	126-252	.500	1-1	1.000	124-181	.685	96	188	284	8.4	34	16	60	64-0	377/11.1		
BIG EAST	16-16	448/28.0	48-104	.462	0-0	.000	56-83	.675	34	71	105	6.6	19	7	23	29-0	152/9.5		
2003- 04	20-20	632/31.6	98-181	.567	0-2	.000	88-129	.682	61	114	175	8.8	23	7	35	47-0	284/14.2		
BIG EAST	10-10	275/27.5	51-90	.567	0-0	.000	26-48	.542	26	42	68	6.8	6	1	13	23-0	128/12.8		
2004- 05	10-10	241/24.1	27-59	.458	0-0	.000	17-29	.586	32	50	82	8.2	5	1	9	13-0	71/7.1		
BIG EAST	0-0	0/0.0	0-0	.000	0-0	.000	0-0	.000	0	0	0	0.0	0	0	0	0-0	0/0.0		
TOTALS	64- 64	1847/28.9	251-492	.510	1-3	.333	229-339	.676	189	352	541	8.5	62	24	104	124-0	732/11.4		
BIG EAST	26- 26	723/27.7	99-194	.508	0-0	.000	82-131	.626	60	113	173	6.7	25	8	36	52-0	280/10.8		



Chris Quinn

2

6- 2 • 185 • Junior • Guard • Dublin, OH/Dublin Coffman

Captain of 2004-05 Irish ... 33 career games in double figures ... has played all 76 games of his career ... led the Irish in scoring in the first three games of the season (first time that he has led team in scoring in three straight contests) and in five games overall


... registered 20-plus points for the sixth time in his career in season opener against Harvard as he led all scorers with 20 points ... dished off a season-high six assists against DePaul ... dropped a season-high 21 points against Marist ... netted 11 points, dished off three assists and collected three rebounds vs. Western Illinois.

	Career Highs	2004-05 Season Highs
Points:	25 on two occasions	21 vs. Marist (12-22-04)
Field Goals:	9 vs. Boston College (2-4-04)	7 on two occasions
Field Goals Attempted:	18 vs. Boston College (2-4-04)	15 vs. Harvard (11-19-04)
Field-Goal Pct.:	1.000 (2-2) vs. St. John's (3-12-03)	.875 vs. Marist (12-22-04)
Three-Point Field Goals:	6 vs. Quinnipiac (12-23-03)	4 vs. Marist (12-22-04)
Three-Point Field Goals Attempted:	10 vs. Syracuse (1-17-04)	8 vs. Charleston Southern (11-26-04)
Three-Point Field Goal Pct.:	1.000 on six occasions	1.000 vs. Marist (12-22-04)
Free Throws:	8 vs. Purdue (3-17-04)	7 vs. Harvard (11-19-04)
Free Throws Attempted:	9 vs. Purdue (3-17-04)	7 vs. Harvard (11-19-04)
Free-Throw Percentage:	1.000 on 19 occasions	1.000 on three occasions
Rebounds:	6 vs. Valparaiso (1-4-03)	4 vs. Harvard (11-19-04)
Assists:	8 vs. Miami (1-28-04)	6 vs. DePaul (12-11-04)
Blocked Shots:	1 on nine occasions	1 vs. Western Illinois (12-28-04)
Steals:	6 on two occasions	6 vs. Harvard (11-19-04)
Minutes:	40 on three occasions	39 vs. Michigan (12-4-04)

Opp.	Min.	Total			Rebounds			PF	A	TO	BLK	Stl.	Pts.		
		FG- FGA	Pct.	3FG- FGA	Pct.	FT- FTA	Pct.							Off.	Def.
Harvard (S)	38	6-15	.400	1-6	.167	7-7	1.000	0	4	4	1	0	0	6	20
IPFW (S)	28	5-7	.714	3-4	.750	2-3	.667	0	2	2	1	3	1	0	15
Charleston Southern (S)	38	7-13	.538	3-8	.375	0-0	.000	1	2	3	0	1	0	0	17
at Michigan (S)	39	2-11	.182	2-5	.400	0-0	.000	0	1	1	2	1	3	0	6
at Indiana (S)	34	4-9	.444	3-6	.500	2-4	.500	0	3	3	3	3	1	0	13
DePaul (S)	37	1-8	.125	1-4	.250	4-4	1.000	1	0	1	3	6	1	0	7
Army (S)	34	3-9	.333	2-6	.333	0-0	.000	0	3	3	1	4	1	0	8
Marist (S)	34	7-8	.875	4-4	1.000	3-5	.600	1	0	1	2	3	1	0	21
Western Illinois (S)	32	3-11	.272	1-7	.142	4-4	1.000	0	3	3	1	3	1	1	11
Samford (S)	38	4-10	.400	1-5	.200	0-0	.000	1	0	1	0	2	1	0	9
at Seton Hall*															
Villanova*															
Syracuse*															
St. John's*															
at West Virginia*															
at Georgetown*															
at Villanova*															
Connecticut*															
at Syracuse*															
Boston College*															
at Pittsburgh*															
Georgetown*															
at Providence*															
at Connecticut*															
UCLA															
Rutgers*															
Pittsburgh*															

Quinn's Career Statistics

YEAR	G- S	MIN/AVG	3- Point			Rebounds			AVG.	AST.	STL	BLK	PF- D	PTS/AVG			
			FG- FGA	PCT.	FG- FGA	PCT.	FT- FTA	PCT.							O	D	TOT
2002- 03	34-0	521/15.3	43-90	.478	29-66	.439	16-20	.800	18	35	53	1.6	51	28	3	40-0	131/3.9
BIG EAST	16-0	210/13.1	15-33	.455	10-25	.400	8-10	.800	13	7	20	1.3	22	12	1	15-0	48/3.0
2003- 04	32-25	1145/35.8	153-354	.432	74-195	.379	77-96	.802	15	80	95	3.0	104	47	5	62-0	457/14.3
BIG EAST	16-14	582/36.4	76-182	.418	38-105	.362	38-52	.731	8	41	49	3.1	60	26	4	29-0	228/14.3
2004- 05	10-10	352/35.2	42-101	.416	21-55	.382	22-27	.815	4	18	22	2.2	26	18	1	14-0	127/12.7
BIG EAST	0-0	0/0.0	0-0	.000	0-0	.000	0-0	.000	0	0	0	0.0	0	0	0	0-0	0/0.0
TOTALS	76- 35	2018/26.6	238- 545	.437	124- 316	.392	115- 143	.804	37	133	170	2.2	181	93	9	116- 0	715/9.4
BIG EAST	32- 14	792/24.8	91- 215	.423	48- 130	.369	46- 62	.742	21	48	69	2.2	82	38	5	44- 0	276/8.6



Russell Carter

43

6- 4 • 223 • Sophomore • Guard • Paulsboro, NJ/Paulsboro

Has played in seven games ... had best outing of his career in posting personal bests of 11 points (first double-figure performance of his career) and seven rebounds while playing a career-high 20 minutes ... finished 3-4


from the field and 4-6 from three-point range ... scored six points against DePaul as he finished 2-4 from the field ... saw his first action of the season against IPFW and scored two points... also played against Charleston Southern ... played 12 minutes, while registering personal-bests of five rebounds and two steals, against Army ... played a career-high 15 minutes and tallied a seven points in the win over Marist ... had four points and four rebounds against Western Illinois.

	Career Highs	2004-05 Season Highs
Points:	11 vs. Samford (12-30-04)	11 vs. Samford (12-30-04)
Field Goals:	3 vs. Marist (12-22-04)	3 vs. Marist (12-11-04)
	vs. Samford (12-30-04)	vs. Samford (12-30-04)
Field Goals Attempted:	7 vs. Marist (12-22-04)	7 vs. Marist (12-22-04)
Field-Goal Pct.:	1.000 on two occasions	.500 on two occasions
Three-Point Field Goals:	1 on five occasions	1 on three occasions
Three-Point Field Goals Attempted:	4 on two occasions	4 on two occasions
Three-Point Field Goal Pct.:	1.000 (1-1) on three occasions	1.000 (1-1) vs. Samford (12-30-04)
Free Throws:	4 vs. Samford (12-30-04)	6 vs. Samford (12-30-04)
Free Throws Attempted:	2 vs. Quinnipiac (12-23-03)	1 vs. DePaul (12-11-04)
Free-Throw Percentage:	1.000 (1-1) vs. DePaul (12-11-04)	1.000 vs. DePaul (12-11-04)
Rebounds:	7 vs. Samford (12-30-04)	7 vs. Samford (12-30-04)
Assists:	2 vs. IPFW (11-23-04)	2 vs. IPFW (11-23-04)
	vs. Samford (12-30-04)	vs. Samford (12-30-04)
Blocked Shots:	1 on two occasions	1 vs. Marist (12-22-04)
Steals:	2 vs. Army (12-19-04)	2 vs. Army (12-19-04)
Minutes:	20 vs. Samford (12-30-04)	20 vs. Samford (12-30-04)

Opp.	Min.	Total				Rebounds				PF	A	TO	BLK	Stl.	Pts.
		FG- FGA	Pct.	3FG- FGA	Pct.	FT- FTA	Pct.	Off.	Def.						
Harvard	DNP														
IPFW	6	1-2	.500	0-1	.000	0-0	.000	1	0	1	0	2	1	0	2
Charleston Southern	2	0-0	.000	0-0	.000	0-0	.000	0	0	0	1	0	2	0	0
at Michigan	DNP														
at Indiana	DNP														
DePaul	4	2-4	.500	1-2	.500	1-1	1.000	0	0	0	2	0	1	0	6
Army	12	0-4	.000	0-2	.000	0-0	.000	4	1	5	2	0	1	0	0
Marist	15	3-7	.429	1-2	.500	0-0	.000	2	1	3	1	0	1	1	7
Western Illinois	15	2-6	.333	0-1	.000	0-0	.000	3	1	4	4	1	1	0	4
Samford	20	3-4	.750	1-1	1.000	4-6	.667	4	3	7	3	2	3	0	11
at Seton Hall*															
Villanova*															
Syracuse*															
St. John's*															
at West Virginia*															
at Georgetown*															
at Villanova*															
Connecticut*															
at Syracuse*															
Boston College*															
at Pittsburgh*															
Georgetown*															
at Providence*															
at Connecticut*															
UCLA															
Rutgers*															
Pittsburgh*															

Carter's Career Statistics

YEAR	G- S	MIN/AVG	3- Point				Rebounds				AST.	STL	BLK	PF- D	PTS/AVG		
			FG- FGA	PCT.	FG- FGA	PCT.	FT- FTA	PCT.	O	D						TOT	AVG.
2003-04	11-0	23/2.1	3-9	.333	2-5	.400	1-2	.500	1	3	4	0.4	0	1	1	5-0	9/0.8
BIG EAST	4-0	5/1.3	2-3	.667	1-2	.500	0-0	.000	0	1	1	0.3	0	0	0	2-0	5/1.3
2004-05	7-0	74/10.6	11-27	.407	3-9	.333	5-7	.714	14	6	20	2.9	5	4	1	13-0	30/4.3
BIG EAST	0-0	0/0.0	0-0	.000	0-0	.000	0-0	.000	0	0	0	0.0	0	0	0	0-0	0/0.0
TOTALS	18-0	97/5.4	14-36	.389	5-14	.357	6-9	.667	15	9	24	1.3	5	5	2	18-0	39/2.2
BIG EAST	4-0	5/1.3	2-3	.667	1-2	.500	0-0	.000	0	1	1	0.3	0	0	0	2-0	5/1.3



Colin Falls

6- 5 • 204 • Sophomore • Guard • Park Ridge, IL/Loyola Academy

15

Has played in all 10 contests, and made starts in each of the last three games ... netted first 20-point performance of his career when he registered a career-high 20 points against DePaul ... finished 7-10 from the field and 5-7 from three-point range ... followed that


with a game-high 16-point effort against Army as he finished 5-9 from the field and 3-7 from three-point range ... it marked the first time in his career that he produced back-to-back double-figure scoring efforts ... dished off a career-best five assists against the Cadets ... scored nine points in both the IPFW and Michigan contests by hitting three three-pointers ... prior to the DePaul game all of his field goals (8) and attempts (20) had been from three-point range ... 3-4 against IPFW and 3-7 versus Michigan from three-point range ... tallied five points against Charleston Southern ... grabbed a season-high three rebounds versus Michigan and Army ... ripped down five rebounds and blocked a shot against Marist ... scored 17 points on 5-9 shooting versus Western Illinois.

	Career Highs	2004-05 Season Highs
Points:	20 vs. DePaul (12-11-04)	20 vs. DePaul (12-11-04)
Field Goals:	7 vs. DePaul (12-11-04)	7 vs. DePaul (12-11-04)
Field Goals Attempted:	11 vs. Central Michigan (12-6-03)	10 vs. DePaul (12-11-04)
Field-Goal Pct:	1.000 on four occasions	.750 vs. IPFW (11-23-04)
Three-Point Field Goals:	5 on two occasions	5 on two occasions
Three-Point Field Goals Attempted:	9 on two occasions	9 vs. Western Illinois (12-28-04)
Three-Point Field Goal Pct.:	1.000 on three occasions	.750 vs. IPFW (11-23-04)
Free Throws:	3 on two occasions	3 vs. Army (12-19-04)
Free Throws Attempted:	4 on two occasions	4 vs. Army (12-19-04)
Free-Throw Percentage:	1.000 on six occasions	1.000 on three occasions
Rebounds:	5 on three occasions	5 vs. Marist (12-22-04)
Assists:	5 vs. Army (12-19-04)	5 vs. Army (12-19-04)
Blocked Shots:	1 on three occasions	1 on two occasions
Steals:	3 vs. Providence (2-24-04)	2 on two occasions
Minutes:	33 vs. Central Michigan (12-6-03)	30 vs. Army (12-19-04)

Opp.	Min.	Total			3FG- FGA			FT- FTA			Rebounds			PF	A	TO	BLK	Stl.	Pts.
		FG- FGA	Pct.	Pct.	Pct.	Off.	Def.	Total											
Harvard	18	1-4	.250	1-4	.250	0-0	.000	0	0	0	0	0	0	0	0	0	0	0	3
IPFW	15	3-4	.750	3-4	.750	0-0	.000	0	0	0	3	0	0	0	0	0	0	1	9
Charleston Southern	18	1-3	.333	1-3	.333	2-2	1.000	0	0	0	1	1	1	0	0	0	1	5	
at Michigan	24	3-7	.429	3-7	.429	0-0	.000	2	1	3	2	2	1	0	2	0	2	9	
at Indiana	16	0-2	.000	0-2	.000	0-0	.000	1	1	2	0	1	0	0	0	0	0	0	
DePaul	23	7-10	.700	5-7	.714	1-1	1.000	1	1	2	1	1	1	0	1	0	1	20	
Army	30	5-9	.556	3-7	.429	3-4	.750	0	3	3	0	5	0	1	2	1	2	16	
Marist (S)	28	2-7	.285	2-6	.333	0-0	.000	0	5	5	0	1	2	1	1	1	1	6	
Western Illinois (S)	29	5-9	.555	5-9	.555	2-2	1.000	1	2	3	2	2	3	0	1	0	1	17	
Samford (S)	28	3-7	.429	3-6	.500	0-0	.000	1	1	2	2	1	1	1	1	0	0	9	
at Seton Hall*																			
Villanova*																			
Syracuse*																			
St. John's*																			
at West Virginia*																			
at Georgetown*																			
at Villanova*																			
Connecticut*																			
at Syracuse*																			
Boston College*																			
at Pittsburgh*																			
Georgetown*																			
at Providence*																			
at Connecticut*																			
UCLA																			
Rutgers*																			
Pittsburgh*																			

Falls' Career Statistics

YEAR	G- S	MIN/AVG	FG- FGA			3- Point			FT- FTA			Rebounds			AST.	STL	BLK	PF- D	PTS/AVG
			PCT.	PCT.	PCT.	PCT.	PCT.	O	D	TOT	AVG.								
2003-04	32-8	499/15.6	47-115	.409	37-94	.394	16-23	.696	12	30	42	1.3	28	11	3	38-0	147/4.6		
BIG EAST	16-2	196/12.3	19-45	.422	16-39	.410	11-16	.688	6	12	18	1.1	11	6	1	21-0	65/4.1		
2004-05	10-3	229/22.9	30-62	.484	26-55	.469	8-9	.889	6	14	20	2.0	14	9	3	11-0	94/9.4		
BIG EAST	0-0	0/0.0	0-0	.000	0-0	.000	0-0	.000	0	0	0	0.0	0	0	0	0-0	0/0.0		
TOTALS	42-11	728/17.3	77-177	.435	63-149	.420	24-32	.750	18	44	62	1.5	42	20	6	49-0	241/5.7		
BIG EAST	16-2	196/12.3	19-45	.422	16-39	.410	11-16	.688	6	12	18	1.1	11	6	1	21-0	65/4.1		



Omari Isreal

5

6-9 • 233 • Sophomore • Forward • Rockville, MD/Our Lady of Good Counsel


Did not play during the 2003-04 season while recovering from ACL surgery in February of 2003 ... has played in all 10 games ... saw action in his first collegiate game in the season opener against Harvard and scored three points ... registered career-bests of four points and three rebounds against Charleston Southern ... grabbed three rebounds in the Indiana and Army games ... dished off three assists in seven minutes against DePaul ... scored two points and grabbed a rebound in the Western Illinois game.

	Career Highs	2004-05 Season Highs
Points:	4 vs. Charleston Southern (11-26-04)	4 vs. Charleston Southern (11-26-04)
Field Goals:	1 on five occasions	1 on five occasions
Field Goals Attempted:	3 on two occasions	3 on two occasions
Field-Goal Pct.:	.500 on two occasions	.500 on two occasions
Three-Point Field Goals:	1 vs. Harvard (11-19-04)	1 vs. Harvard (11-19-04)
Three-Point Field Goals Attempted:	1 vs. Harvard (11-19-04)	1 vs. Harvard (11-19-04)
Three-Point Field Goal Pct.:	1.000 vs. Harvard (11-19-04)	1.000 vs. Harvard (11-19-04)
Free Throws:	2 vs. Charleston Southern (11-26-04)	2 vs. Charleston Southern (11-26-04)
Free Throws Attempted:	2 vs. Charleston Southern (11-26-04)	2 vs. Charleston Southern (11-26-04)
Free-Throw Percentage:	1.000 (2-2) vs. Charleston Southern (11-26-04)	1.000 (2-2) vs. Charleston Southern (11-26-04)
Rebounds:	3 on three occasions	3 on three occasions
Assists:	3 vs. Harvard (12-11-04)	3 vs. Harvard (12-11-04)
Blocked Shots:	—	—
Steals:	1 on two occasions	1 on two occasions
Minutes:	14 vs. IPFW (11-23-04)	14 vs. IPFW (11-23-04)

Opp.	Min.	Total			Rebounds			PF	A	TO	BLK	Stl.	Pts.			
		FG- FGA	Pct.	3FG- FGA	Pct.	FT- FTA	Pct.							Off.	Def.	Total
Harvard	7	1-3	.333	1-1	1.000	0-0	.000	1	0	1	1	1	0	0	1	3
IPFW	14	1-2	.500	0-0	.000	0-0	.000	1	0	1	1	0	1	0	0	2
Charleston Southern	13	1-2	.500	0-0	.000	2-2	.000	1	2	3	2	0	0	0	1	4
at Michigan	1	0-0	.000	0-0	.000	0-0	.000	0	0	0	0	0	0	0	0	0
at Indiana	9	0-1	.000	0-0	.000	0-2	.000	2	1	3	0	0	0	0	0	0
DePaul	7	0-0	.000	0-0	.000	0-1	.000	0	1	1	2	3	1	0	0	0
Army	10	1-3	.333	0-0	.000	0-0	.000	2	1	3	1	0	1	1	0	0
Marist	5	0-1	.000	0-0	.000	0-0	.000	0	0	0	1	0	0	0	0	0
Western Illinois	3	1-2	.500	0-0	.000	0-1	.000	0	1	1	0	0	0	0	0	2
Samford	7	0-1	.000	0-0	.000	0-0	.000	0	0	0	1	0	1	0	0	0
at Seton Hall*																
Villanova*																
Syracuse*																
St. John's*																
at West Virginia*																
at Georgetown*																
at Villanova*																
Connecticut*																
at Syracuse*																
Boston College*																
at Pittsburgh*																
Georgetown*																
at Providence*																
at Connecticut*																
UCLA																
Rutgers*																
Pittsburgh*																

Isreal's Career Statistics

YEAR	G-S	MIN/AVG	3-Point			Rebounds			O	D	TOT	AVG.	AST.	STL	BLK	PF-D	PTS/AVG
			FG- FGA	PCT.	FG- FGA	PCT.	FT- FTA	PCT.									
2004-05	10-0	76/7.6	5-15	.333	1-1	1.000	2-6	.333	5	8	13	1.3	4	2	0	12-0	13/1.3
BIG EAST	0-0	0/0.0	0-0	.000	0-0	.000	0-0	.000	0	0	0	0.0	0	0	0	0-0	0/0.0
TOTALS	10-0	76/7.6	5-15	.333	1-1	1.000	2-6	.333	5	8	13	1.3	4	2	0	12-0	13/1.3
BIG EAST	0-0	0/0.0	0-0	.000	0-0	.000	0-0	.000	0	0	0	0.0	0	0	0	0-0	0/0.0



Rob Kurz

31

6-9 • 219 • Freshman • Forward • Lower Gwynedd, PA/Penn Charter

Lone freshman on the 2004-05 Irish roster ... has played in nine games off the bench ... the only contest he has not played in is Michigan ... grabbed a career-high four rebounds versus IPFW ... had an assist and blocked shot against Army ... netted a career-high three points versus Marist ... scored two points against Western Illinois ... sister Laura is a freshman on the Duke women's basketball team.


	Career Highs	2004-05 Season Highs
Points:	3 vs. Marist (12-22-04)	3 vs. Marist (12-22-04)
Field Goals:	1 on three occasions	1 on three occasions
Field Goals Attempted:	3 vs. Western Illinois (12-28-04)	3 vs. Western Illinois (12-28-04)
Field-Goal Pct:	1.000 vs IPFW (11-23-04)	1.000 vs. IPFW (11-23-04)
Three-Point Field Goals:	—	—
Three-Point Field Goals Attempted:	1 vs. Army (12-19-04) vs. Samford (12-30-04)	1 vs. Army (12-19-04) vs. Samford (12-30-04)
Three-Point Field Goal Pct.:	—	—
Free Throws:	1 on two occasions	1 on two occasions
Free Throws Attempted:	2 vs. Charleston Southern (11-26-04)	2 vs. Charleston Southern (11-26-04)
Free-Throw Percentage:	1.000 vs. Marist (12-22-04)	1.000 vs. Marist (12-22-04)
Rebounds:	4 vs. IPFW (11-23-04)	4 vs. IPFW (11-23-04)
Assists:	1 vs. Army (12-19-04)	1 vs. Army (12-19-04)
Blocked Shots:	1 on two occasions	1 on two occasions
Steals:	1 vs. Indiana (12-8-04)	1 vs. Indiana (12-8-04)
Minutes:	12 vs. IPFW (11-23-04)	12 vs. IPFW (11-23-04)

Opp.	Min.	Total			Rebounds			PF	A	TO	BLK	Stl.	Pts.		
		FG- FGA	Pct.	3FG- FGA	Pct.	FT- FTA	Pct.							Off.	Def.
Harvard	5	0-0	.000	0-0	.000	0-0	.000	0	1	1	1	0	0	0	
IPFW	12	1-1	1.000	0-0	.000	0-0	.000	1	3	4	1	0	2	0	2
Charleston Southern	5	0-0	.000	0-0	.000	1-2	.500	1	1	2	1	0	1	0	1
at Michigan	DNP														
at Indiana	1	0-0	.000	0-0	.000	0-0	.000	0	0	0	0	0	0	1	0
DePaul	2	0-0	.000	0-0	.000	0-0	.000	0	0	0	0	0	0	0	0
Army	4	0-2	.000	0-1	.000	0-0	.000	0	1	1	1	1	0	1	0
Marist	4	1-2	.500	0-0	.000	1-1	1.000	0	0	0	0	0	0	0	3
Western Illinois	3	1-3	.333	0-0	.000	0-0	.000	1	0	1	0	0	1	0	2
Samford	4	0-1	.000	0-1	.000	0-0	.000	0	0	0	0	0	0	0	0

at Seton Hall*
 Villanova*
 Syracuse*
 St. John's*
 at West Virginia*
 at Georgetown*
 at Villanova*
 Connecticut*
 at Syracuse*
 Boston College*
 at Pittsburgh*
 Georgetown*
 at Providence*
 at Connecticut*
 UCLA
 Rutgers*
 Pittsburgh*

Kurz' Career Statistics

YEAR	G-S	MIN/AVG	3-Point			Rebounds			O	D	TOT	AVG.	AST.	STL	BLK	PF-D	PTS/AVG
			FG- FGA	PCT.	FG- FGA	PCT.	FT- FTA	PCT.									
2004-05	9-0	43/4.8	3-9	.333	0-2	.000	2-3	.667	3	6	9	1.0	1	1	2	4-0	8/0.9
BIG EAST	0-0	0/0.0	0-0	.000	0-0	.000	0-0	.000	0	0	0	0.0	0	0	0-0	0/0.0	
TOTALS	9-0	43/4.8	3-9	.333	0-2	.000	2-3	.667	3	6	9	1.0	1	1	2	4-0	8/0.9
BIG EAST	0-0	0/0.0	0-0	.000	0-0	.000	0-0	.000	0	0	0	0.0	0	0	0-0	0/0.0	



Greg Bosl


55

6-1 • 198 • Senior • Guard • Syosset, NY/St. Dominic

Second-year walk-on ... had surgery to remove a screw after breaking left foot in August ... played in six games during his first season ... has seen action in three games this season ... saw first action of the season against Marist and picked up his first career assist ... grabbed first career rebound and made first career steal against Western Illinois ... also saw action in the Samford contest.

Bosl's Career Statistics

YEAR	G-S	MIN/AVG	FG-FGA	PCT.	3-Point		FT-FTA	PCT.	Rebounds				AST.	STL	BLK	PF-D	PTS/AVG
					FG-FGA	PCT.			O	D	TOT	AVG.					
2003-04	6-0	4/0.7	1-3	.333	1-3	.333	0-0	.000	0	0	0	0.0	0	0	0	0-0	3/0.5
BIG EAST	2-0	1/0.5	0-1	.000	0-1	.000	0-0	.000	0	0	0	0.0	0	0	0	0-0	0/0.0
2004-05	3-0	4/1.3	0-0	.000	0-0	.000	0-0	.000	0	1	0	0.3	1	1	0	0-0	0/0.0
BIG EAST	0-0	0/0.0	0-0	.000	0-0	.000	0-0	.000	0	0	0	0.0	0	0	0	0-0	0/0.0
TOTALS	9-0	8/0.9	1-3	.333	1-3	.333	0-0	.000	0	1	0	0.1	1	1	0	0-0	3/0.3
BIG EAST	0-0	0/0.0	0-1	.000	0-1	.000	0-0	.000	0	0	0	0.0	0	0	0	0-0	0/0.0



Chris Murphy


24

6-6 • 210 • Junior • Forward • Downers Grove, IL/Benet Academy

First-year member of team as a walk-on ... did not dress for the IPFW and Charleston Southern contests due to a foot injury ... earned first collegiate appearance in the win over Marist, playing one minute.

Murphy's Career Statistics

YEAR	G-S	MIN/AVG	FG-FGA	PCT.	3-Point		FT-FTA	PCT.	Rebounds				AST.	STL	BLK	PF-D	PTS/AVG
					FG-FGA	PCT.			O	D	TOT	AVG.					
2004-05	1-0	1/1.0	0-0	.000	0-0	.000	0-0	.000	0	0	0	0.0	0	0	0	1-0	0/0.0
BIG EAST	0-0	0/0.0	0-0	.000	0-0	.000	0-0	.000	0	0	0	0.0	0	0	0	0-0	0/0.0
TOTALS	1-0	1/1.0	0-0	.000	0-0	.000	0-0	.000	0	0	0	0.0	0	0	0	1-0	0/0.0
BIG EAST	0-0	0/0.0	0-0	.000	0-0	.000	0-0	.000	0	0	0	0.0	0	0	0	0-0	0/0.0



Ben Nickol

21

6-5 • 218 • Junior • Forward • Coueur d'Alene, ID/Gonzaga Academy

First-year member of team as a walk-on ... has played in five games ... registered first career points when he scored two points against Army ... saw action in his first collegiate game against IPFW and played one minute ... also played one minute versus Charleston Southern ... got one minute of action against Marist ... played two minutes against Western Illinois.

Nickol's Career Statistics

YEAR	G- S	MIN/AVG	FG- FGA	PCT.	3- Point		FT- FTA	PCT.	Rebounds			AST.	STL	BLK	PF- D	PTS/AVG	
					FG- FGA	PCT.			O	D	TOT						
2004- 05	5-0	6/1.2	1-3	.333	0-1	.000	0-0	.000	0	0	0	0.0	0	1	0	0-0	2/0.4
BIG EAST	0-0	0/0.0	0-0	.000	0-0	.000	0-0	.000	0	0	0	0.0	0	0	0	0-0	0/0.0
TOTALS	5-0	6/1.2	1-3	.333	0-1	.000	0-0	.000	0	0	0	0.0	0	1	0	0-0	2/0.4
BIG EAST	0-0	0/0.0	0-0	.000	0-0	.000	0-0	.000	0	0	0	0.0	0	0	0	0-0	0/0.0

BIG EAST Career Statistics

Russell Carter's Career Stats vs. The BIG EAST

Opponent	G- GS Min.	3Pt.			Reb.	AstPF	BS	ST	Pts.
		FG- FGA	FG- FGA	FT- FTA					
Boston College	—								
Connecticut	—								
Georgetown	1-0 1/1.0	1-1	0-0	0-0	0/0.0	0 1	0 0		2/2.0
Pittsburgh	—								
Providence	1-0 2/2.0	0-1	0-1	0-0	1/1.0	0 0	0 0		0/0.0
Rutgers	1-0 1/1.0	0-0	0-0	0-0	0/0.0	0 0	0 0		0/0.0
St. John's	1-0 2/2.0	1-1	1-1	0-0	0/0.0	0 1	0 0		3/3.0
Seton Hall	—								
Syracuse	—								
Villanova	—								
West Virginia	—								

Rick Cornett's Career Stats vs. The BIG EAST

Opponent	G- GS Min.	3Pt.			Reb.	AstPF	BS	ST	Pts.
		FG- FGA	FG- FGA	FT- FTA					
Boston College	1-0 1/1.0	0-0	0-0	1-2	0/0.0	0 0	0 0		1/1.0
Connecticut	3-0 55/18.3	8-19	0-0	8-12	15/5.0	1 0	0 0		24/8.0
Georgetown	1-0 18/18.0	2-3	0-0	2-2	8/8.0	0 2	1 0		6/6.0
Pittsburgh	1-0 5/5.0	0-0	0-0	0-0	1/1.0	0 1	0 0		0/0.0
Providence	1-0 16/16.0	0-3	0-0	2-4	5/5.0	0 0	0 0		2/2.0
Rutgers	1-0 1/1.0	0-1	0-0	0-0	0/0.0	0 0	0 0		0/0.0
St. John's	1-0 12/12.0	1-7	0-0	4-6	9/9.0	0 1	0 2		6/6.0
Seton Hall	1-0 11/11.0	3-4	0-0	0-2	3/3.0	0 2	1 1		6/6.0
Syracuse	2-0 17/8.5	4-5	0-0	0-1	2/1.0	0 0	1 1		8/4.0
Villanova	1-0 7/7.0	0-1	0-0	0-2	3/3.0	0 1	0 0		0/0.0
West Virginia	3-0 11/3.7	1-3	0-0	4-4	3/1.0	0 0	0 0		6/2.0

Jordan Cornette's Career Stats vs. The BIG EAST

Opponent	G- GS Min.	3Pt.			Reb.	AstPF	BS	ST	Pts.
		FG- FGA	FG- FGA	FT- FTA					
Boston College	2-2 64/32.0	6-18	3-5	1-4	19/9.5	4 7	4 1		16/8.0
Connecticut	5-4 137/27.4	7-25	6-13	0-0	27/5.4	2 5	11 10		20/4.0
Georgetown	5-3 102/20.4	12-19	3-6	4-6	22/4.4	7 17	8 3		30/6.0
Pittsburgh	6-3 115/19.2	4-15	1-9	2-5	27/4.5	2 12	2 3		11/1.8
Providence	3-2 47/15.7	6-9	3-5	3-5	13/4.3	1 11	6 4		22/7.3
Rutgers	5-3 98/19.6	5-14	1-3	7-10	26/5.2	4 13	12 2		19/3.8
St. John's	4-1 75/18.8	8-18	2-8	2-2	17/4.3	7 5	3 4		20/5.0
Seton Hall	5-4 122/24.4	7-21	2-6	2-3	29/5.8	5 9	6 5		18/3.8
Syracuse	5-3 62/12.4	0-10	0-4	0-2	11/2.2	3 8	2 0		0/0.0
Villanova	2-2 59/29.5	1-4	1-3	0-0	3/1.5	1 6	5 2		3/1.5
Virginia Tech	2-1 28/14.0	3-5	2-3	1-1	7/3.5	0 6	0 1		9/4.5

Colin Falls' Career Stats vs. The BIG EAST

Opponent	G- GS Min.	3Pt.			Reb.	AstPF	BS	ST	Pts.
		FG- FGA	FG- FGA	FT- FTA					
Boston College	1-1 10/10.0	1-1	1-1	0-0	2/2.0	1 2	0 0		3/3.0
Connecticut	3-0 45/15.0	4-12	2-10	2-3	5/1.7	1 1	1 1		12/4.0
Georgetown	1-0 15/15.0	1-4	1-3	0-0	1/1.0	0 3	0 1		3/3.0
Pittsburgh	2-0 17/8.5	2-5	2-5	0-0	0/0.0	1 2	0 0		6/3.0
Providence	1-0 19/19.0	0-5	0-4	0-0	3/3.0	2 1	0 3		0/0.0
Rutgers	1-0 9/9.0	2-3	0-0	0-0	0/0.0	0 0	0 0		6/6.0
St. John's	1-0 16/16.0	4-5	3-4	0-0	1/1.0	2 3	1 0		11/11.0
Seton Hall	1-0 4/4.0	0-0	0-0	0-0	0/0.0	0 1	0 0		0/0.0
Syracuse	2-0 23/11.5	1-2	1-2	2-3	3/1.5	2 1	0 0		5/2.5
Villanova	1-1 21/21.0	4-5	4-5	0-1	2/2.0	0 0	0 0		12/12.0

Torin Francis' Career Stats vs. The BIG EAST

Opponent	G- GS Min.	3Pt.			Reb.	AstPF	BS	ST	Pts.
		FG- FGA	FG- FGA	FT- FTA					
Boston College	2-2 64/32.0	8-15	0-0	5-9	10/5.0	2 6	3 2		21/10.5
Connecticut	2-2 31/15.5	3-12	0-0	2-6	10/5.0	1 2	1 0		8/4.0
Georgetown	2-2 57/28.6	3-7	0-0	6-7	11/5.5	2 4	6 1		12/6.0
Pittsburgh	4-4 101/25.3	13-25	0-0	2-9	23/5.8	5 6	1 1		28/7.0
Providence	1-1 30/30.	4-7	0-0	5-6	8/8.0	0 2	0 0		13/13.0
Rutgers	3-3 86/28.7	12-28	0-0	14-18	16/5.3	4 5	6 0		38/12.7
St. John's	1-1 37/37.0	6-13	0-0	7-10	6/6.0	0 1	1 0		19/19.0
Seton Hall	2-2 54/27.0	6-15	0-0	7-10	17/8.5	1 2	2 4		19/9.5
Syracuse	3-3 103/34.3	14-23	0-0	25-37	27/9.0	4 6	7 0		53/17.7
Villanova	1-1 20/20.0	5-10	0-0	1-2	5/5.0	1 4	0 0		11/11.0
West Virginia	3-3 82/27.3	14-27	0-0	8-16	20/6.7	3 5	5 0		36/12.0

Omari Isreal's Career Stats vs. The BIG EAST

Opponent	G- GS Min.	3Pt.			Reb.	AstPF	BS	ST	Pts.
		FG- FGA	FG- FGA	FT- FTA					
Boston College	—								
Connecticut	—								
Georgetown	—								
Pittsburgh	—								
Providence	—								
Rutgers	—								
St. John's	—								
Seton Hall	—								
Syracuse	—								
Villanova	—								
West Virginia	—								

Rob Kurz' Career Stats vs. The BIG EAST

Opponent	G- GS Min.	3Pt.			Reb.	AstPF	BS	ST	Pts.
		FG- FGA	FG- FGA	FT- FTA					
Boston College	—								
Connecticut	—								
Georgetown	—								
Pittsburgh	—								
Providence	—								
Rutgers	—								
St. John's	—								
Seton Hall	—								
Syracuse	—								
Villanova	—								
West Virginia	—								

BIG EAST Career Statistics

Chris Quinn's Career Stats vs. The BIG EAST

Opponent	G- GS	Min.	3Pt.			Reb.	AstPF	BS	ST	Pts.
			FG- FGA	FG- FGA	FT- FTA					
Boston College	2-1	48/24.0	12-22	7-10	4-4	4/2.0	3 1	1 5	35/17.5	
Connecticut	4-3	115/28.8	14-42	7-21	5-10	10/2.5	6 0	1 2	40/10.0	
Georgetown	3-1	80/26.7	9-17	5-10	7-10	6/2.0	11 5	0 4	30/10.0	
Pittsburgh	4-2	102/25.5	7-25	5-17	3-4	9/2.3	9 7	1 3	22/5.5	
Providence	2-1	41/20.5	4-9	1-5	4-6	4/2.0	4 2	0 2	13/6.5	
Rutgers	3-1	59/19.7	7-15	3-9	4-4	4/1.3	2 4	1 4	21/7.0	
St. John's	2-1	55/27.5	5-14	3-9	0-0	4/2.0	6 6	1 4	13/6.5	
Seton Hall	3-1	69/23.0	5-10	2-5	6-8	6/2.0	7 3	0 5	18/6.0	
Syracuse	4-2	105/26.3	16-33	10-24	6-8	8/2.0	13 5	0 4	48/12.0	
Villanova	1-0	33/33.0	4-11	1-6	4-4	5/5.0	4 1	0 3	13/13.0	
Virginia Tech	2-1	44/22.0	5-11	3-7	0-0	5/2.5	4 1	0 1	13/6.5	

Chris Thomas' Career Stats vs. The BIG EAST

Opponent	G- GS	Min.	3Pt.			Reb.	AstPF	BS	ST	Pts.
			FG- FGA	FG- FGA	FT- FTA					
Boston College	2-2	81/40.5	11-36	4-13	13-17	12/6.0	11 6	1 5	37/19.5	
Connecticut	5-5	192/38.4	37-100	17-43	15-17	20/4.0	32 10	1 11	106/21.2	
Georgetown	5-5	225/45.0	32-86	10-35	33-40	30/6.0	38 12	2 10	107/21.4	
Miami	2-2	76/38.0	10-26	6-14	13-15	8/4.0	16 2	1 3	39/19.5	
Pittsburgh	6-6	235/39.2	42-94	17-40	6-7	20/3.3	35 16	1 8	107/17.8	
Providence	3-3	117/39.0	18-47	7-26	16-17	18/6.0	13 4	0 3	59/19.7	
Rutgers	5-5	157/39.0	27-75	13-40	25-26	24/4.8	35 13	0 9	92/18.4	
St. John's	4-4	154/38.5	21-53	14-30	10-11	18/4.5	33 11	0 5	66/16.5	
Seton Hall	5-5	192/38.4	28-67	7-20	20-25	20/4.0	25 9	2 10	83/16.6	
Syracuse	6-6	234/39.0	30-91	16-48	10-14	19/3.2	37 12	0 10	86/14.3	
Villanova	2-2	79/39.5	12-35	5-18	15-18	2/2.0	11 7	0 4	44/22.0	
Virginia Tech	2-2	72/36.0	13-29	6-17	12-14	9/4.5	18 5	1 4	44/22.0	
West Virginia	6-6	217/36.2	33-81	14-43	24-29	31/5.2	45 11	1 10	104/17.3	

2004-05 Game-By-Game Statistics

<u>Opponent</u>	<u>Overall</u>		<u>3-Point</u>		<u>FT-A</u>	<u>Pct.</u>	<u>O-D-Tot.</u>	<u>PF</u>	<u>A</u>	<u>TO</u>	<u>B</u>	<u>S</u>	<u>Pts</u>
	<u>FG-A</u>	<u>Pct.</u>	<u>FG-A</u>	<u>Pct.</u>									
Harvard	22-48	.458	3-14	.214	12-19	.632	8-33-41	19	11	19	5	6	59
Notre Dame	23-66	.348	5-20	.250	15-21	.714	14-21-35	16	9	7	6	15	65
IPFW	18-51	.348	7-21	.333	2-5	.400	8-18-26	16	11	13	2	5	45
Notre Dame	26-52	.500	7-16	.438	14-20	.700	12-27-39	12	19	11	3	7	73
Charleston Southern	17-52	.327	4-14	.286	0-0	.000	11-23-34	17	7	17	2	4	38
Notre Dame	18-48	.375	5-20	.250	13-17	.765	8-24-32	11	9	11	3	8	54
Michigan	25-55	.455	6-17	.353	5-9	.556	10-22-32	13	10	14	5	6	61
Notre Dame	24-61	.393	6-19	.316	6-10	.600	16-22-38	12	16	16	3	7	60
Indiana	16-53	.302	5-20	.250	8-12	.667	14-18-32	16	11	11	6	6	45
Notre Dame	20-49	.408	5-14	.357	10-18	.556	15-26-41	16	9	14	3	8	55
DePaul	31-52	.596	8-14	.571	14-19	.737	11-19-30	16	22	10	3	7	84
Notre Dame	27-56	.482	11-20	.550	8-9	.889	11-14-25	17	21	11	2	6	73
Army	20-49	.408	7-15	.467	5-7	.467	3-25-28	16	12	19	0	6	52
Notre Dame	26-67	.388	9-29	.310	10-18	.556	19-28-47	10	21	11	6	14	71
Marist	25-62	.403	11-21	.524	12-17	.706	14-24-38	19	15	13	2	8	73
Notre Dame	30-59	.508	9-29	.450	19-25	.760	10-26-36	13	18	12	7	8	88
Western Illinois	25-67	.373	4-19	.211	7-11	.636	11-26-37	16	15	11	5	8	61
Notre Dame	30-69	.435	9-23	.391	9-11	.818	15-32-47	13	19	14	9	6	78
Samford	18-42	.429	4-17	.235	4-6	.667	5-20-25	14	11	17	1	9	44
Notre Dame	20-53	.377	9-19	.421	8-12	.667	15-21-36	7	10	15	2	9	56

2004-05 Boxscores

Notre Dame 88, Marist 73
December 22, 2004
Joyce Center — Notre Dame, IN

Game 8

Game 9

	3-pt													
Marist	FG-A	FG-A	FT-A	REB	PF	TP	A	TO	BK	STMIN				
Will Whittington	5-8	5-6	1-2	0-0-0	3	16	2	2	0	0	28			
Ryan Stilphen	4-9	0-1	6-8	4-4-8	0	14	2	2	0	1	24			
Will McClurkin	3-12	0-1	0-0	2-5-7	3	6	1	0	1	0	30			
Ben Farmer	0-2	0-1	0-0	1-3-4	2	0	3	2	0	2	19			
Jared Jordan	7-14	2-4	1-1	1-1-2	2	17	7	2	0	3	35			
Pierre Monagan	1-6	1-4	0-0	0-3-3	2	3	0	2	0	1	15			
David Magarity	0-0	0-0	2-2	0-0-0	0	2	0	0	0	0	1			
Miles Orman	1-4	1-2	1-2	0-2-2	3	4	0	0	0	0	14			
James Sutton	0-0	0-0	0-0	0-0-0	0	0	0	0	0	0	1			
Joe Keegan	0-0	0-0	0-0	0-0-0	0	0	0	0	0	0	1			
Carl Hood	3-4	2-2	1-2	1-4-5	0	9	0	3	1	0	22			
Shae McNamara	1-3	0-0	0-0	1-0-1	4	2	0	0	0	1	10			
Team				4-2-6										

TOTALS 25-62 11-21 12-17 14-24-38 19 52 15 13 2 8 200
 FG%: 1st Half 10-28, .357; 2nd Half 15-34, .441; Game .403; 3-PT%: 1st Half 3-8, .375; 2nd Half 8-13, .615; Game .524; FT%: 1st Half 3-4, .750; 2nd Half 9-13, .692; Game .706; Deadball: 2.

	3-pt													
Notre Dame	FG-A	FG-A	FT-A	REB	PF	TP	A	TO	BK	STMIN				
Jordan Cornette	2-5	1-3	0-0	0-1-1	2	5	1	1	2	4	20			
Colin Falls	2-7	2-6	0-0	0-5-5	0	6	1	2	1	1	28			
Torin Francis	5-7	0-0	3-3	1-7-8	2	13	1	2	0	0	24			
Chris Thomas	4-11	1-5	9-9	2-6-8	1	18	9	4	1	1	35			
Chris Quinn	7-8	4-4	3-5	1-0-1	2	21	3	1	0	1	34			
Omari Isreal	0-1	0-0	0-0	0-0-0	1	0	0	0	0	0	5			
Rick Cornett	2-3	0-0	1-4	1-1-2	1	5	1	0	0	0	9			
Ben Nickol	0-0	0-0	0-0	0-0-0	0	0	0	0	0	0	1			
Chris Murphy	0-0	0-0	0-0	0-0-0	1	0	0	0	0	0	1			
Rob Kurz	1-2	0-0	1-1	0-0-0	0	3	0	0	0	0	4			
Dennis Latimore	4-8	0-0	2-3	2-2-4	2	10	1	0	2	1	23			
Russell Carter	3-7	1-2	0-0	2-1-3	1	7	0	1	1	0	15			
Greg Bostl	0-0	0-0	0-0	0-0-0	0	0	1	1	0	0	1			
Team				1-3-4										

TOTALS 30-59 9-20 19-25 10-26-36 13 88 18 12 7 8 200
 FG%: 1st Half 15-27, .556; 2nd Half 15-32, .469; Game .508; 3-PT%: 1st Half 5-10, .188; 2nd Half 4-10, .400; Game .450; FT%: 1st Half 5-9, .556; 2nd Half 14-16, .875; Game .760; Deadball: 1.

SCORE BY PERIODS

	1	2	F
Marist	26	47	73
Notre Dame	40	48	88

OFFICIALS: Jim Haney, Jeff Clark, Less Jones
TECHNICALS: None
ATTENDANCE: 8,554

Notes: Notre Dame's 88 points are the most scored by the Irish to date ... Chris Quinn's 21 points were a season-high and marked the second time this season with 20-plus points ... Chris Thomas' eight rebounds tied a season-high ... Colin Falls made his 9th career start and first of the season ... Russell Carter scored a career-high seven points ... Four players were in double figures for the second straight game ... The seven blocked shots marked a season high.

Notre Dame 78, Western Illinois 61
December 28, 2004
Joyce Center — Notre Dame, IN

	3-pt													
Western Illinois	FG-A	FG-A	FT-A	REB	PF	TP	A	TO	BK	STMIN				
Fred Oguns	4-10	0-2	0-0	2-3-5	2	8	1	1	3	0	26			
Eulis Baez	5-10	0-1	3-4	3-4-7	3	13	4	1	1	3	31			
NaVonta Kentle	2-5	0-0	3-4	1-1-2	3	7	0	1	0	2	23			
David Jackson	1-8	0-2	0-0	1-4-5	1	2	2	1	0	2	29			
T.J. Gray	3-11	2-7	0-0	0-1-1	1	8	3	3	0	1	28			
Allen McFarland	0-0	0-0	0-0	0-2-2	0	0	0	1	0	0	2			
Brian Schmit	2-2	1-1	0-0	0-0-0	1	5	1	0	0	0	3			
Troy Okeson	2-5	1-4	0-0	0-1-1	2	5	0	1	0	0	17			
Nathan Koster	0-2	0-1	0-0	1-1-2	1	0	3	1	0	0	10			
David Gensinger	0-1	0-0	0-0	0-0-0	0	0	0	0	0	0	2			
Sean Blalock	0-1	0-0	0-0	0-0-0	0	0	0	0	0	0	2			
Will Lewis	5-11	0-1	1-3	2-2-4	2	11	0	1	0	0	24			
Kyle Lasek	1-1	0-0	0-0	0-1-1	0	2	0	0	0	0	3			
Team				1-5-6										

TOTALS 25-67 4-19 7-11 11-26-37 16 61 15 11 5 8 200
 FG%: 1st Half 12-33, .364; 2nd Half 13-34, .382; Game .373; 3-PT%: 1st Half 2-7, .286; 2nd Half 2-12, .167; Game .211; FT%: 1st Half 6-9, .667; 2nd Half 1-2, .500; Game .636; Deadball: 3.

	3-pt													
Notre Dame	FG-A	FG-A	FT-A	REB	PF	TP	A	TO	BK	STMIN				
Torin Francis	1-5	0-0	0-0	5-5-10	1	2	1	2	2	0	27			
Dennis Latimore	9-15	0-0	0-0	1-5-6	1	18	1	2	1	1	29			
Chris Thomas	8-15	3-4	2-2	1-8-9	1	21	9	4	0	2	35			
Chris Quinn	3-11	1-7	4-4	0-3-3	1	11	3	1	1	0	32			
Colin Falls	5-9	5-9	2-2	1-2-3	2	17	2	3	0	1	29			
Omari Isreal	1-2	0-0	0-1	0-1-1	0	2	0	0	0	0	3			
Rick Cornett	0-0	0-0	0-0	0-1-1	0	0	0	0	0	0	4			
Jordan Cornette	0-3	0-2	1-2	1-2-3	3	1	2	0	4	1	19			
Ben Nickol	0-0	0-0	0-0	0-0-0	0	0	0	0	0	0	2			
Rob Kurz	1-3	0-0	0-0	1-0-1	0	2	0	1	0	0	3			
Russell Carter	2-6	0-1	0-0	3-1-4	4	4	1	1	0	0	15			
Greg Bostl	0-0	0-0	0-0	0-1-1	0	0	0	0	0	0	1			
Team				2-3-5										

TOTALS 30-69 9-23 9-11 15-32-47 13 78 19 14 9 6 200
 FG%: 1st Half 17-38, .447; 2nd Half 13-31, .419; Game .435; 3-PT%: 1st Half 6-12, .500; 2nd Half 3-11, .273; Game .391; FT%: 1st Half 5-6, .833; 2nd Half 4-5, .800; Game .818; Deadball: 0.

SCORE BY PERIODS

	1	2	F
Western Illinois	32	29	61
Notre Dame	45	33	78

OFFICIALS: Donnee Gray, Mike Roberts, Ron Tyburski
TECHNICALS: Western Illinois - TEAM
ATTENDANCE: 10,228

Notes: Notre Dame had four players in double figures for the third straight game ... Chris Thomas topped the 20-point mark for the second time this season and 43 time in his career ... Colin Falls reached double figures for the third time in four games, while Dennis Latimore netted double figures for the sixth time ... The nine blocked shots marked a season-high ... Jordan Cornette's four blocked shots were a season best.

2004- 05 Boxscores

Game 10

Notre Dame 56, Samford 44

December 30, 2004

Joyce Center — Notre Dame, IN

	3- pt												
Samford	FG- A	FG- A	FT- A	REB	PF	TP	A	TO	BK	ST	MIN		
Robert Merritt	4-10	1-3	2-4	3-4-7	0	11	1	3	0	4	34		
Jon Mills	3-5	0-2	0-0	0-0-0	3	6	2	2	0	0	27		
Bryan Boerjan	0-3	0-2	0-0	1-3-4	1	0	0	2	0	2	20		
Jerry Smith	3-5	0-1	0-0	0-3-3	0	6	2	3	0	1	28		
Randy Gulina	4-8	1-4	0-0	0-4-4	1	9	0	4	0	1	29		
Joe Ross Merritt	2-4	1-2	0-0	0-3-3	3	5	2	1	0	0	16		
Ryan Woolsey	0-1	0-1	0-0	0-0-0	1	0	3	1	0	1	10		
Curtis West	0-2	0-1	0-0	0-0-0	0	0	1	1	0	0	11		
Travis Peterson	1-2	1-1	2-2	0-1-1	3	5	0	0	1	0	15		
Josh Hare	1-2	0-0	0-0	0-0-0	0	2	0	0	0	0	9		
Anthony LoPiano	0-0	0-0	0-0	0-0-0	0	0	0	0	0	0	1		
Team				1-2-3		1							
TOTALS	18-42	4-17	4-6	5-20-25	14	44	11	17	1	9	200		

FG%: 1st Half 8-22, .364; 2nd Half 10-20, .500; Game .429; 3-PT%: 1st Half 1-7, .143; 2nd Half 3-10, .300; Game .235; FT%: 1st Half 0-0, .000; 2nd Half 4-6, .667; Game .667; Deadball: 0.

	3- pt												
Notre Dame	FG- A	FG- A	FT- A	REB	PF	TP	A	TO	BK	ST	MIN		
Torin Francis	0-4	0-0	0-2	5-9-14	0	0	0	0	1	0	22		
Dennis Latimore	4-6	0-0	0-0	1-3-4	1	8	0	4	0	0	24		
Chris Thomas	4-12	2-4	4-4	0-3-3	0	14	4	3	0	4	29		
Chris Quinn	4-10	3-6	0-0	1-0-1	0	9	2	1	0	3	38		
Colin Falls	3-7	3-6	0-0	1-1-2	2	9	1	1	1	0	28		
Omari Isreal	0-1	0-0	0-0	0-0-0	1	0	0	1	0	0	7		
Rick Cornett	0-2	0-0	0-0	0-0-0	0	0	0	0	0	0	4		
Jordan Cornette	2-6	1-2	0-0	2-1-3	0	5	1	2	0	1	23		
Rob Kurz	0-1	0-1	0-0	0-0-0	0	0	0	0	0	0	4		
Russell Carter	3-4	1-1	4-6	4-3-7	3	11	2	3	0	1	20		
Greg Bosl	0-0	0-0	0-0	0-0-0	0	0	0	0	0	0	1		
Team				1-1-2									
TOTALS	20-53	8-19	8-12	15-21-36	7	56	10	15	2	9	200		

FG%: 1st Half 11-33, .333; 2nd Half 9-20, .450; Game .377; 3-PT%: 1st Half 4-11, .364; 2nd Half 4-8, .500; Game .421; FT%: 1st Half 2-5, .400; 2nd Half 6-7, .857; Game .667; Deadball: 2.

SCORE BY PERIODS	1	2	F
Samford	17	27	44
Notre Dame	28	28	56

OFFICIALS: Ryan Perone, Glen Mayborg, Earl Walton

TECHNICALS: Samford - TEAM

ATTENDANCE: 9,031

Notes: Torin Francis' 14 rebounds were a season high and marked the second straight game with 10-plus boards ... Russell Carter's 11 points marked the first time in his career that he scored in double figures ... Carter's seven rebounds and 20 minutes also were personal bests.