



University of Notre Dame
Sports Information
112 Joyce Center
Notre Dame, IN 46556
574-631-7516
574-631-7941 (fax)
UND.com

2009 NOTRE DAME FOOTBALL NOTES

Primary Contact: Brian Hardin • bhardin2@nd.edu • Office - 574.631.9471 • Cell - 574.532.4134
Secondary Contact: Michael Bertsch • mbertsch1@nd.edu • Office - 574.631.8642 • Cell - 574.532.4154

Game #2

Michigan (1-0) vs. #18/20 Notre Dame (1-0)



DATE

Saturday, September 12, 2009

TIME

3:36 p.m. ET

SITE (CAPACITY)

Michigan Stadium (106,201); Ann Arbor, Mich.

TELEVISION

ABC national telecast with Sean McDonough (play-by-play), Matt Millen (analysis), Holly Rowe (sideline), Bo Garrett (producer) and Mike Roig (director).

RADIO

ISP Sports is the exclusive national rights-holder for Irish football radio broadcasts. ISP manages, produces and syndicates the Irish national football radio network. Notre Dame games will be broadcast by Don Criqui (play-by-play), former Irish great Allen Pinkett (analysis) and Jeff Jeffers providing pre-game, sideline and post-game reports. This broadcast can be heard live on SIRIUS Satellite Radio (channel 159) and XM Satellite Radio (channel 117).

► All Notre Dame games may be heard in South Bend on Sunny 101.5 FM and NewsTalk 960 WSBT-AM.

What's Inside

Probable Starting Lineup..... 2 Special Teams Notes 14
With A Win / With A Loss..... 2 Miscellaneous Notes..... 14-17
Notre Dame's Record When... 3 Series History vs. UM..... 18-23
National Rankings..... 4 Pronunciation Guide..... 24
Road Openers..... 4-5 Rosters..... 24-25
Starter Sheet 5 Depth Chart..... 26
Team Notes 6-10 Offensive Player Bios..... 27-35
Eye On Career Records 6-8 Defensive Player Bios..... 36-43
Milestone Games..... 9 Special Team Player Bios 43
Honors/Awards..... 11 The Last Time 44-46
Offensive Notes..... 11-12 Weis Era Record Book... 47-55
Media Information..... 12 Nevada Stats 56-59
Defensive Notes..... 13-14

TICKETS

Saturday's game is officially sold out. Notre Dame has played in front of sellout crowds in 71 of its last 80 road games. In fact, the Irish have now played in front of sellout crowds in 214 of its previous 246 games, including 89 of its last 98 contests dating back to the Tostitos Fiesta Bowl at the end of the 2000 season (the 2001, '03, '05 and '07 games at Stanford, the 2004 game vs. Navy at the Meadowlands, the 2005 and '08 game at Washington, the 2007 game at UCLA and the 2008 Hawai'i Bowl were not sellouts).

WEB SITES

Notre Dame (und.com), Michigan (MGoBlue.com)

REAL-TIME STATS

Live in-game statistics will be provided through CBS College Sports Gametracker via each school's respective official athletic website.

POLLS

Notre Dame enters the game ranked No. 23 in both the Associated Press and USA Today coaches polls, while Michigan is receiving votes from the coaches polls.

SERIES INFO

This meeting will be the 37th all-time between the rivals. It is Notre Dame's sixth-most played series and the third most frequent with any school in the Big Ten. Michigan holds a 20-15-1 lead in the series, but the Irish took last year's meeting, 35-17, in South Bend. The Wolverines captured the last meeting in Ann Arbor, 38-0, in 2007, while the Irish took the 2005 game, 17-10. Michigan leads the all-time series in Ann Arbor, 11-7.

WHAT TO WATCH FOR

Notre Dame will look to open its second consecutive season with a 2-0 mark following a victory over Michigan. The Irish routed the Wolverines, 35-17, last year at Notre Dame Stadium. Michigan shutout Notre Dame, 38-0, in the last visit for the Irish to Ann Arbor.



Extended individual notes are available in the updated player bios that span pages 27-43.

Countdown To Kickoff

- 11** Notre Dame co-defensive coordinator and play-caller **Jon Tenuta** has had his way over his career in season-opening games. A Tenuta defense has limited its opponents to 14 points or less in 11 of his 16 years as a defensive coordinator. (SEE PAGE 13)
- 10** Notre Dame returns 10 offensive starters in 2009. The Irish are tied with three other schools for second-most returning offensive starters as only UAB returns its entire offensive unit in '09. (SEE PAGE 9)
- 9** The Irish return 18 starters in 2009, the most by a Notre Dame team since 2001. Only nine teams in the nation feature more returning starters in '09 than the Irish. (SEE PAGE 9)
- 8** Sophomore WR **Michael Floyd's** 189 receiving yards against Nevada were the eighth-most receiving yards by a Notre Dame player in Irish single-game history. (SEE PAGE 27)
- 7** Over the last two games, junior QB **Jimmy Clausen** has recorded only seven incompletions (37-of-44 for 716 yards with nine touchdowns and no interceptions). (SEE PAGE 29)
- 6** The Irish feature six offensive linemen on their '09 roster that have started in their Notre Dame careers. The group has combined to register 105 career starts. (SEE PAGE 11)
- 5** Notre Dame's five touchdown drives against Nevada averaged 80.6 yards on seven plays. (SEE PAGE 11)
- 4** Since 2005, the Irish are tied for fourth in the nation for most games without committing a turnover. (SEE PAGE 10)
- 3** Nevada's hall of fame head coach Chris Ault was shutout for just the third time in his 25-year Nevada coaching history last week at Notre Dame. (SEE PAGE 13)
- 2** Notre Dame was one of only two FBS schools last week that did not commit a turnover and had three or fewer penalties (UNLV). (SEE PAGE 10)
- 1** Sophomore WR **Michael Floyd** and junior QB **Jimmy Clausen** each rank first in the nation in a statistical category. Floyd's 189 receiving yards were best last week and Clausen's 303.7 efficiency rating was tops among FBS quarterbacks. (SEE PAGE 27)
- 0** The zero points allowed by the Irish defense marked the first shutout by a Notre Dame defense since 2002. (SEE PAGE 13)

2009 Notre Dame Schedule

September 5 September 12	NEVADA (NBC) at Michigan (ABC)	Notre Dame, Ind. Ann Arbor, Mich.	W, 35-0 3:30 p.m.
September 19 September 26	MICHIGAN STATE (NBC) at Purdue (ABC/ESPN)	Notre Dame, Ind. West Lafayette, Ind.	3:30 p.m. 8:00 p.m.
October 3 October 17	WASHINGTON (NBC) USC (NBC)	Notre Dame, Ind. Notre Dame, Ind.	3:30 p.m. 3:30 p.m.
October 24 October 31	BOSTON COLLEGE (NBC) vs. Washington State (NBC)	Notre Dame, Ind. San Antonio, Texas	3:30 p.m. 6:30 p.m.
November 7 November 14	NAVY (NBC) at Pittsburgh (TBA)	Notre Dame, Ind. Pittsburgh, Pa.	2:30 p.m. TBA
November 21 November 28	CONNECTICUT (NBC) at Stanford (ABC)	Notre Dame, Ind. Palo Alto, Calif.	2:30 p.m. 5:00 p.m.
All Times Local to site			

**Notre Dame
Probable Starting Lineup**

OFFENSE

Pos.	No.	Player	Notes
X	23	Golden Tate – Jr.	Led ND in all-purpose yds (1,754), rec. (58), rec. yds (1,080), rec. TDs (10), total TDs (11) in '08
LT	72	Paul Duncan – Sr.	Missed the entire 2008 season with hip surgery (started all 12 games in 2007)
LG	59	Chris Stewart – Sr.	Made 10 starts at RG in 2008; missed BC, Navy and Syracuse games with a knee injury
OC	55	Eric Olsen – Sr.	Has started 20 straight games (final six of 2007 at RG, all 13 in 2008 at LG, one in 2009 at C)
RG	78	Trevor Robinson – So.	Became fifth rookie OL to ever start a game at ND (filled in at RG for injured Chris Stewart)
RT	74	Sam Young – Sr.	Has started all 39 games over the past three seasons (29 games at RT, 10 games at LT)
TE	9	Kyle Rudolph – So.	Set ND rookie TE receiving records for rec. and rec. yds in '08; Mackey Award Watch List
Z	3	Michael Floyd – So.	Set school record with 47.3 yds per catch last week against Nevada (4 rec., 189 yards)
QB	7	Jimmy Clausen – Jr.	Over last two games, 37-for-44 (84.1%) for 716 yards with nine TDs and no INTs
FB	34	James Aldridge – Sr.	Switched from HB; rushed for 962 yards on 249 attempts during his first three seasons
HB	5	Armando Allen – Jr.	Recorded team-high 2,725 combined all-purpose yards (109.0 ypg) from 2007-08

DEFENSE

Pos.	No.	Player	Notes
LDE	89	Kapron Lewis-Moore – So.	Made first appearance in Notre Dame uniform against Nevada on Sept. 5; recovered a fumble
DT	9	Ethan Johnson – So.	Made seven tackles and 3.0 sacks in the final two games of 2008
NT	95	Ian Williams – Jr.	Tallied 85 tackles in 2007-08 while starting nine of the 25 games played
RDE	56	Kerry Neal – Jr.	One of four juniors to have played in every game of his Notre Dame career
SAM	45	Darius Fleming – So.	Started three games in 2008; flexibility to play both outside linebacker and defensive end
MIKE	49	Toryan Smith – Sr.	Registered five tackles, two for loss and one sack in season opening victory over Nevada
WILL	58	Brian Smith – Jr.	Made three tackles, two for loss and one sack in season opening victory over Nevada
LCB	12	Robert Blanton – So.	Started the final four games on 2008; three career INTs, returning one 47 yards for a TD vs. Purdue
FS	22	Harrison Smith – Jr.	Made nine starts at LB in 2008; posted team-high 8.5 TFLs and tied for team-best 3.5 sacks
SS	28	Kyle McCarthy – Sr.	Set school record for most tackles by a defensive back in a season with 110 in 2008
RCB	8	Raeshon McNeil – Sr.	11th all-time in PBU's (14); recorded third-most PBU's (11) in single-season school history in '08

SPECIAL TEAMS

Pos.	No.	Player	Notes
PK	40	Nick Tausch – Fr.	Rookie kicker edged out junior Brandon Walker during fall practice; 5-of-5 on PATs last week
KO	40	Nick Tausch – Fr.	Rookie kicker edged out junior David Ruffer during fall practice
P	43	Eric Maust – Sr.	Earned scholarship in fall practice for the second consecutive season
H	43	Eric Maust – Sr.	Holds for both Nick Tausch and Brandon Walker
LSNP	60	Jordan Cowart – Fr.	Serves as snapper on punts
SSNP	52	Braxton Cave – So.	Serves as snapper on field goals
PR	23	Golden Tate – Jr.	Avg. 8.3 yds/return on 14 punt returns in 2008
	5	Armando Allen – Jr.	Avg. 9.4 yds/return on 7 punt returns in 2008
KR	34	James Aldridge – Sr.	Switched from HB; rushed for 962 yards on 249 attempts during his first three seasons
	32	Theo Riddick – Fr.	Named <i>Superprep</i> All-American, rating him as 23rd-best running back nationally

KEY PROBABLE NON-STARTERS

Pos.	No.	Player	Notes
X	18	Duval Kamara – Jr.	Missed a large portion of fall practice after undergoing arthroscopic knee surgery
X	11	Shaquell Evans – Fr.	41st-overall player in ESPN150, 4th-best WR; 44th-best player by <i>Sporting News</i> , 8th-best WR
LT	77	Matt Romine – Jr.	Fully healthy after playing in just five games in 2008
C/G	51	Dan Wenger – Sr.	Started the last 15 games at center; has started 18 of the 21 games in his Irish career
TE	83	Mike Ragone – Jr.	Returns from a torn ACL that caused him to miss the entire 2008 season
Z	82	Robby Parris – Sr.	Ranked second on the Irish in receiving yards (361) and third in receptions (29) in 2007
Z	81	John Goodman – So.	One of 21 Notre Dame players to make his Irish debut last week against Nevada
QB	10	Dayne Crist – So.	One of 21 Notre Dame players to make his Irish debut last week against Nevada
HB	25	Jonas Gray – So.	Powerful, quick running back rushed for 50 yards on nine carries against Nevada
HB	20	Cierre Wood – Fr.	Named to <i>USA Today</i> All-American team; 10th-best player by <i>Sporting News</i> , 2nd-best RB
HB	32	Theo Riddick – Fr.	Named <i>Superprep</i> All-American, rating him as 23rd-best running back nationally
DE	53	Morrice Richardson – Sr.	Primarily used in passing situations; played in 29 games, posted 18 tackles, 2.0 TFL and 1.5 sacks
DE	90	John Ryan – Sr.	Voted by teammates onto leadership committee; started 10 games in '07; 30 tackles, 5.0 TFL, 2.5 sacks
SAM	41	Scott Smith – Sr.	One of four ND captains in '09; played in 34 career games and logged 305 special-teams appearances
WILL	5	Manti Te'o – Fr.	2008 <i>Sporting News</i> High School Athlete of the Year; 2008 <i>USA TODAY</i> Defensive Player of the Year
CB	2	Darrin Walls – Sr.	Was not enrolled at ND during first semester of 2008 due to personal reasons
CB	4	Gary Gray – Jr.	Registered 15 solo tackles, two INTs, two PBU's and added 20 yards on a fumble recovery in '08
CB	26	Jamoris Slaughter – So.	One of 21 Notre Dame players to make his Irish debut last week against Nevada
FS	31	Sergio Brown – Sr.	Will see majority of action as extra safety in ND nickel packages; made six starts in '08
SS	17	Zeke Motta – Fr.	Participated in '09 U.S. Army All-American Game; Rivals.com ranked him 54th-best player overall

A WIN THIS WEEK WOULD...

- ▶ Improve the Irish to 2-0 for the second consecutive season.
- ▶ Improve Notre Dame's all-time record to 73-21-6 (.760) the week following a season opening victory.
- ▶ Give the Irish their fourth 2-0 start to a season over the past five years.
- ▶ Give Notre Dame a three-game winning streak dating back to last season.
- ▶ Improve the Irish to 16-20-1 (.446) in the all-time series with Michigan.
- ▶ Improve Notre Dame to 8-10 (.444) in the all-time series with the Wolverines in Michigan Stadium.
- ▶ Improve a ranked Irish squad to 13-10-1 all-time against Michigan and 1-1 against an unranked Wolverine team.
- ▶ Improve a ranked Notre Dame squad to 6-6 all-time against Michigan in Ann Arbor and 1-1 against an unranked Wolverine team in Michigan Stadium.
- ▶ Improve the Irish to 219-112-15 (.655) all-time against the Big Ten.
- ▶ Improve Weis' record to 31-21 (.596) overall and 8-8 (.500) against the Big Ten.
- ▶ Improve Weis' road record to 12-8 (.600) overall and 4-4 (.500) against the Big Ten.
- ▶ Improve Weis' record to 12-8 (.600) in September games.
- ▶ Improve Weis' record to 25-16 (.610) in afternoon games.
- ▶ Improve Notre Dame's all-time record to 833-284-42 (.737).
- ▶ Improve the Irish all-time record on the road to 292-141-22 (.666).
- ▶ Improve Notre Dame to 96-71-9 (.571) all-time on the road against the Big 10 Conference.
- ▶ Improve the Irish to 83-48-4 (.630) all-time against schools from the state of Michigan.
- ▶ Improve Notre Dame 76-34-5 (.683) all-time in road openers.

A LOSS THIS WEEK WOULD...

- ▶ Drop the Irish to 1-1 for the first time since 2002.
- ▶ Drop Notre Dame's all-time record to 72-22-6 (.750) the week following a season opening victory.
- ▶ Deny the Irish their fourth 2-0 start to a season over the past five years.
- ▶ Drop Notre Dame to 15-21-1 (.419) in the all-time series with Michigan.
- ▶ Drop the Irish to 7-11 (.389) in the all-time series with the Wolverines in Michigan Stadium.
- ▶ Drop a ranked Irish squad to 12-11-1 all-time against Michigan and 0-2 against an unranked Wolverine team.
- ▶ Drop a ranked Notre Dame squad to 5-7 all-time against Michigan in Ann Arbor and 0-2 against an unranked Wolverine team in Michigan Stadium.
- ▶ Drop the Irish to 218-113-15 (.652) all-time against the Big Ten.
- ▶ Drop Weis' record to 30-22 (.577) overall and 7-9 (.438) against the Big Ten.
- ▶ Drop Weis' road record to 11-9 (.550) overall and 3-5 (.375) against the Big Ten.
- ▶ Drop Weis' record to 11-9 (.550) in September games.
- ▶ Drop Weis' record to 24-17 (.585) in afternoon games.
- ▶ Drop Notre Dame's all-time record to 832-285-42 (.736).
- ▶ Drop the Irish all-time record on the road to 291-142-22 (.664).
- ▶ Drop Notre Dame to 95-72-9 (.565) all-time on the road against the Big 10 Conference.
- ▶ Drop the Irish to 82-49-4 (.622) all-time against schools from the state of Michigan.
- ▶ Drop Notre Dame to 75-35-5 (.674) all-time in road openers.

2009 NOTRE DAME FOOTBALL GAME NOTES

ON THIS DATE

Notre Dame has played three previous games in its history on Sept. 12. The Irish are 2-1-1 all-time on this date. The Irish were ranked inside the top 20 on all four previous occasions.

1998	L	(10) Michigan State (NT)	23-45	A
1992	T	(3) Michigan (5:28-ND) (6)	17-17	H
1987	W	(16) Michigan (9)	26-7	A
1981	W	(4) LSU	27-9	H

Beginning with the 1936 season, the number in front of the opponent name indicates Notre Dame's ranking in the Associated Press poll coming into the game. The number following the opponent name indicates its ranking; NT - indicates night game; 0:00 - time remaining in games decided in the final minutes (in case of ties, time followed by team scoring last).

Sept. 12, 1992: Barring a change in the rules, the last tie game at Notre Dame Stadium will go down as being played on September 12, 1992. That's when the third-ranked Fighting Irish and sixth-ranked Michigan Wolverines battled to a 17-17 draw. In 1996, the NCAA introduced overtime to Division I-A to resolve games that end in a tie.

Sept. 12, 1981: Notre Dame rushed for 246 yards in a 27-9 victory over LSU in former head coach Gerry Faust's debut on the Irish sidelines. Stacy Toran picked off a pair of passes and helped Notre Dame limit the Tigers to just 61 yards in the air.

OPENERS AN INDICATOR?

Notre Dame is 101-15-5 in season openers, but have they been foretelling of the season ahead? Take a look:

- ▶ The 100 previous seasons Notre Dame has won its opener, the Irish went on to post winning records 92 times (92.0%), with four losing seasons and four .500 records.
- ▶ The 15 seasons Notre Dame has lost its opener, the Irish posted winning records six times and a losing mark eight times (with one .500 season).
- ▶ The five seasons Notre Dame registered a tie in its opener, the Irish had four winning records and one losing record.

MORE ON OPENERS

- ▶ Notre Dame posted its first shutout in a season opener since blanking Maryland, 22-0, on Aug. 31, 2002.
- ▶ Notre Dame posted its first shutout in a season opener inside Notre Dame Stadium since Sept. 22, 1973 when the Irish beat Northwestern, 44-0.
- ▶ The 35-point margin of victory was the largest for Notre Dame in a season opener since the Irish routed Kansas, 48-13, on August 28, 1999. In fact, a Notre Dame team has not registered a larger margin of victory in a season opener since Sept. 10, 1986 when the Irish hammered Purdue, 52-6.
- ▶ Notre Dame scored first in a season opener for the first time in eight seasons. The Irish last scored first in a season opener against Maryland on Aug. 31, 2002 en route to a 22-0 shutout triumph over the Terrapins.
- ▶ The 28 first half points against Nevada were the second most for an Irish team in a season opener under Weis. Notre Dame registered 35 points in the opening 30 minutes in his coaching debut against Pittsburgh in 2005.
- ▶ The 28-point halftime lead was the largest for the Irish in a season opener since Notre Dame led 33-0 over Virginia at intermission of the 1989 Kickoff Classic.
- ▶ The Irish have captured their last 12 season openers when scoring first, a span that dates back to the 1986 opening year defeat to Michigan.
- ▶ Notre Dame dropped both the 1985 and 1986 openers against the Wolverines, both times opening with the game's initial score.
- ▶ Since 1958 (when play-by-play became available), the Irish are 31-3 when scoring first and 13-5 when the opponent takes the game's first lead.

Notre Dame's Record When...		
	2009	Weis Era
At Home	1-0	16-11
On The Road	0-0	11-8
Neutral Site Games	0-0	3-2
In Overtime	0-0	0-3
Coming off a loss	0-0	9-11
Coming off a win	0-0	17-6
Coming of an open date	0-0	2-2
Both teams are AP-ranked	0-0	3-5
Neither team is ranked	0-0	9-9
ND is ranked higher	1-0	18-2
Opponent is ranked higher	0-0	3-10
Vs. In-state Opponents	0-0	3-1
In September	1-0	11-8
In October	0-0	9-5
In November	0-0	11-7
In December	0-0	1-0
In January	0-0	0-2
On Television	1-0	30-21
On NBC	1-0	16-11
On ABC	0-0	7-5
On ESPN	0-0	3-4
On ESPN2	0-0	1-0
On CBS	0-0	2-0
On CSTV	0-0	1-0
On Fox	0-0	0-1
Afternoon Games	1-0	24-16
Night Games	0-0	6-5
Decided By 7 or Less	0-0	8-6
Scoring First	1-0	21-7
Opponent Scores First	0-0	9-14
Leading At Halftime	1-0	22-5
Tied At Halftime	0-0	4-0
Trailing At Halftime	0-0	4-16
Leading After 3 Qtrs.	1-0	24-4
Tied After 3 Qtrs.	0-0	1-1
Trailing After 3 Qtrs.	0-0	5-16
Scoring 40+ Points	0-0	10-2
Scoring 30+ Points	1-0	20-4
Scoring 20-29 Points	0-0	16-8
Scoring 0-19 Points	0-0	2-12
Allowing 40+ Points	0-0	0-6
Allowing 30+ Points	0-0	2-15
Allowing 20-29 Points	0-0	12-7
Allowing 0-19 Points	1-0	17-1
Outrushing Opponent	1-0	16-0
Getting Outrushed	0-0	14-21
Passing For More Yds	1-0	23-12
Passing For Fewer Yds	0-0	7-9
Outgaining Opponent	1-0	21-7
Getting Outgained	0-0	9-13
Winning Time of Poss.	1-0	23-6
Losing Time of Poss.	0-0	7-15
Scoring a Def./ST TD	0-0	12-3
Allowing a Def./ST TD	0-0	2-8
Fewer Penalty Yards	1-0	14-13
More Penalty Yards	0-0	16-7
Winning Turnover Battle	1-0	21-8
Losing Turnover Battle	0-0	6-10
Individual 100-yard rusher	0-0	14-4
Individual 100-yard receiver	1-0	18-7
Individual 200-yard passer	1-0	25-10
Opponent 100-yard rusher	1-0	6-15
Opponent 100-yard receiver	0-0	12-7
Opponent 200-yard passer	0-0	13-11

Return To Sender (since 1999)

The return game has been a source of strength for Notre Dame in recent years. The Irish have logged 41 returns (punts, kickoffs, fumbles, interceptions) for touchdowns during the past nine seasons (2000-present), a figure that ranks tied for eighth in the country during that stretch. Here's a look at the national leaders in TD returns since 2000:

School	2000	2001	2002	2003	2004	2005	2006	2007	2008	2009	Bowls	Total
1. Virginia Tech	6	7	7	10	6	6	5	8	3	1	3	62
2. Texas	6	6	7	9	2	7	8	5	5	1	3	59
3. Miami, Fla.	13	11	5	9	8	3	1	1	3	0	3	57
4. Kansas State	5	2	12	6	4	5	8	7	6	0	1	56
5. Oklahoma	7	6	8	9	3	3	4	7	3	0	2	52
6. Fresno State	5	3	5	4	6	6	4	5	8	1	2	49
7. NC State	2	4	9	10	5	2	4	3	3	0	1	43
8. Notre Dame	6	4	9	3	3	5	4	3	3	0	1	41
9. Ohio State	7	3	3	4	6	6	3	3	2	0	2	39
Colorado	4	7	7	1	6	3	1	3	3	0	4	39

National
Rankings

ASSOCIATED PRESS (preseason)

Rk	School	Record	Pts
1.	Florida (56)	1-0	1493
2.	Texas (2)	1-0	1424
3.	USC	1-0	1355
4.	Alabama (2)	1-0	1331
5.	Oklahoma State	1-0	1201
6.	Mississippi	1-0	1095
7.	Penn State	1-0	1082
8.	Ohio State	1-0	985
9.	Brigham Young	1-0	984
10.	California	1-0	971
11.	LSU	1-0	890
12.	Boise State	1-0	882
13.	Oklahoma	0-1	782
14.	Virginia Tech	0-1	652
15.	Georgia Tech	1-0	630
16.	TCU	0-0	523
17.	Utah	1-0	404
18.	NOTRE DAME	1-0	383
19.	North Carolina	1-0	338
20.	Miami (FL)	1-0	315
21.	Georgia	0-1	294
22.	Nebraska	1-0	266
23.	Cincinnati	1-0	248
24.	Kansas	1-0	196
25.	Missouri	1-0	126

Others Receiving Votes

Oregon State 113, **Michigan State 83**, **Pittsburgh 82**, Texas Tech 53, Oregon 47, Clemson 40, Florida State 39, West Virginia 32, Tennessee 30, Iowa 24, **Michigan 18**, UCLA 18, Baylor 17, **Boston College 14**, Arizona 12, East Carolina 6, Air Force 4, Auburn 4, Colorado State 4, Arkansas 3, South Carolina 3, South Florida 1, Southern Miss 1, Tulsa 1, Houston 1.

USA TODAY/COACHES (preseason)

Rk	School	Record	Pts
1.	Florida (56)	1-0	1472
2.	Texas (2)	1-0	1407
3.	USC (1)	1-0	1352
4.	Alabama	1-0	1299
5.	Penn State	1-0	1145
6.	Oklahoma State	1-0	1114
7.	Ohio State	1-0	1106
8.	Mississippi	1-0	1006
9.	LSU	1-0	977
10.	California	1-0	935
11.	Boise State	1-0	803
12.	Brigham Young	1-0	755
13.	Georgia Tech	1-0	685
14.	Oklahoma	0-1	682
15.	Virginia Tech	0-1	633
16.	TCU	0-0	543
17.	Utah	1-0	503
18.	Nebraska	1-0	360
19.	North Carolina	1-0	358
20.	NOTRE DAME	1-0	335
21.	Georgia	0-1	304
22.	Miami (FL)	1-0	276
23.	Cincinnati	1-0	187
24.	Oregon State	1-0	169
25.	Kansas	1-0	139

Others Receiving Votes

Michigan State 133, Missouri 97, Iowa 70, Florida State 62, Texas Tech 53, Oregon 50, **Pittsburgh 26**, Clemson 24, South Carolina 23, Tennessee 21, West Virginia 13, Auburn 13, South Florida 12, Kentucky 8, Arizona 5, **Michigan 4**, Northwestern 4, **Boston College 3**, Arkansas 2, Baylor 2, UCLA 2, Tulsa 1, Colorado State 1, Minnesota 1.

2009 opponents in **bold**Career Stats
In Road Openers

JAMES ALDRIDGE

	Att	Gain	Loss	Net	TD	Lg	Avg.
2008	4	15	2	13	0	9	3.2
2007	1	0	3	-3	0	0	-3.0

ARMANDO ALLEN

	Att	Gain	Loss	Net	TD	Lg	Avg.
2008	6	9	1	8	0	5	1.3
2007	8	12	1	11	0	4	1.4

Rec Yds TD Lg Avg/C

2008	5	20	0	13	4.0
2007	6	38	0	15	6.3

Punt Returns No. Yds TD Lg Avg/R

2008	3	23	0	18	7.7
------	---	----	---	----	-----

Kick Returns No. Yds TD Lg Avg/R

2008	5	147	0	53	29.4
2007	3	67	0	25	22.3

All-Purpose Run Rcv KR PR IR Total

2008	8	20	147	23	0	198
2007	11	38	67	0	0	116

ROBERT BLANTON

UA	A	Total	TFL-Yds	Scks	PD	FF	FR	INT
2008	1	2	3	0.0-0	0.0-0	0	0	0

SERGIO BROWN

UA	A	Total	TFL-Yds	Scks	PD	FF	FR	INT
2007	0	1	1	0.0-0	0.0-0	0	0	0
2006	1	0	1	0.0-0	0.0-0	0	0	0

JIMMY CLAUSEN

	Att	Gain	Loss	Net	TD	Lg	Avg.
2008	5	4	-35	-31	0	4	-6.2
2007	10	25	50	-25	0	10	-2.5

Com. Att. INT Yds TD Long Sack

2008	24	41	2	242	1	30	3
2007	17	32	1	144	0	35	6

DARIUS FLEMING

UA	A	Total	TFL-Yds	Scks	PD	FF	FR	INT
2008	0	1	1	0.0-0	0.0-0	0	0	0

MICHAEL FLOYD

	Rec	Yds	TD	Lg	Avg/C
2008	7	86	1	26	12.3

GARY GRAY

UA	A	Total	TFL-Yds	Scks	PD	FF	FR	INT
2008	4	0	4	0.0-0	0.0-0	0	0	0

RAY HERRING

UA	A	Total	TFL-Yds	Scks	PD	FF	FR	INT
2007	0	1	1	0.0-0	0.0-0	0	0	0

ROBERT HUGHES

	Att	Gain	Loss	Net	TD	Lg	Avg.
2008	5	11	2	9	0	7	1.8

ETHAN JOHNSON

UA	A	Total	TFL-Yds	Scks	PD	FF	FR	INT
2008	0	0	0	0.0-0	0.0-0	2	0	0

DUVAL KAMARA

	Rec	Yds	TD	Lg	Avg/C
2007	1	6	0	6	6.0

ERIC MAUST

	No.	Yds	Avg	Long	In20	TB
2008	5	204	40.8	46	2	0
2007	1	45	45.0	45	0	0

KYLE McCARTHY

	UA	A	Total	TFL-Yds	Scks	PD	FF	FR	INT
2008	1	8	9	0.0-0	0.0-0	0	0	0	0
2007	1	0	1	0.0-0	0.0-0	0	0	0	0

RAESHON McNEIL

	UA	A	Total	TFL-Yds	Scks	PD	FF	FR	INT
2008	1	3	4	0.0-0	0.0-0	1	0	0	0
2006	0	1	1	0.0-0	0.0-0	0	0	0	0

KERRY NEAL

	UA	A	Total	TFL-Yds	Scks	PD	FF	FR	INT
2008	0	1	1	0.0-0	0.0-0	0	0	0	0
2007	0	1	1	0.0-0	0.0-0	0	0	0	0

ROBBY PARRIS

	Rec	Yds	TD	Lg	Avg/C
2008	4	22	0	12	5.5
2007	1	35	0	35	35.0

MORRICE RICHARDSON

	UA	A	Total	TFL-Yds	Scks	PD	FF	FR	INT
2007	1	0	1	1.0-13	1.0-13	0	0	0	0

KYLE RUDOLPH

	Rec	Yds	TD	Lg	Avg/C
2008	2	29	0	19	14.5

JOHN RYAN

	UA	A	Total	TFL-Yds	Scks	PD	FF	FR	INT
2008	0	1	1	0.0-0	0.0-0	0	0	1	0
2007	0	4	4	1.0-3	0.5-3	0	0	0	0

BRIAN SMITH

	UA	A	Total	TFL-Yds	Scks	PD	FF	FR	INT
2008	4	6	10	1.0-5	0.0-0	0	1	0	0

HARRISON SMITH

	UA	A	Total	TFL-Yds	Scks	PD	FF	FR	INT
2008	1	5	6	1.0-5	0.0-0	0	0	0	0

SCOTT SMITH

	UA	A	Total	TFL-Yds	Scks	PD	FF	FR	INT
2008	1	0	1	0.0-0	0.0-0	0	0	0	0
2007	1	0	1	0.0-0	0.0-0	0	0	0	0

TORYAN SMITH

	UA	A	Total	TFL-Yds	Scks	PD	FF	FR	INT
2007	1	1	2	0.0-0	0.0-0	0	0	0	0

GOLDEN TATE

	Att	Gain	Loss	Net	TD	Lg	Avg.
2008	1	24	0	24	0	24	24.0

Rec Yds TD Lg Avg/C

2008	5	83	0	30	16.6
------	---	----	---	----	------

Kick Returns No. Yds TD Lg Avg/R

2007	1	34	0	34	34.0
------	---	----	---	----	------

GEORGE WEST

	Rec	Yds	TD	Lg	Avg/C
2007	2	9	0	5	4.5

Kickoff Returns No. Yds TD Lg Avg/R

2006	1	33	0	33	33.0
------	---	----	---	----	------

DARRIN WALLS

	UA	A	Total	TFL-Yds	Scks	PD	FF	FR	INT
2007	2	0	2	0.0-0	0.0-0	0	0	0	1-73
2006	2	0	2	0.0-0	0.0-0	0	0	0	0

INT Returns No. Yds TD Lg Avg/R

2007	1	73	1	73	73.0
------	---	----	---	----	------

IAN WILLIAMS

	UA	A	Total	TFL-Yds	Scks	PD	FF	FR	INT
2008	1	5	6	0.0-0	0.0-0	0	0	0	0
2007	1	2	3	0.5-1	0.0-0	0	0	0	0

All-Time Road Openers							
Year	W/L	Opp.	Result	Year	W/L	Opp.	Result
Nov. 14, 1889	W	Northwestern	9-0	Sept. 22, 1956	L	(3) SMU (NT)(1:50)	13-19
Jan. 1, 1893	L	Chicago	0-8	Sept. 28, 1957	W	Purdue	12-0
Nov. 6, 1897	L	Chicago	5-34	Oct. 4, 1958	W	(7) SMU (17)	14-6
Oct. 8, 1898	W	Illinois	5-0	Oct. 3, 1959	L	(8) Purdue	7-28
Oct. 4, 1899	L	Chicago	6-23	Oct. 8, 1960	L	North Carolina (R)	7-12
Oct. 25, 1900	L	Indiana	0-6	Oct. 7, 1961	W	Purdue	22-20
Oct. 5, 1901	W	Ohio Medical University	6-0	Sept. 29, 1962	W	Oklahoma	13-7
Oct. 18, 1902	L	Michigan (at Toledo)	0-23	Oct. 5, 1963	L	Purdue	6-7
Nov. 21, 1903	W	Ohio Medical University	35-0	Sept. 26, 1964	W	Wisconsin (R)	31-7
Oct. 22, 1904	W	Ohio Medical University	17-5	Sept. 18, 1965	W	(3) California	48-6
Nov. 11, 1905	L	Indiana	5-22	Oct. 1, 1966	W	(4) Northwestern	35-7
Nov. 3, 1906	W	Purdue	2-0	Sept. 30, 1967	L	(1) Purdue (10)	21-28
Nov. 23, 1907	W	Purdue	17-0	Oct. 5, 1968	W	(5) Iowa	51-28
Oct. 17, 1908	L	Michigan	6-12	Sept. 27, 1969	L	(9) Purdue (16)	14-28
Oct. 30, 1909	W	Pittsburgh	6-0	Sept. 19, 1970	W	(6) Northwestern	35-14
Oct. 29, 1910	L	Michigan State	0-17	Sept. 25, 1971	W	(2) Purdue (2:58)(R)	8-7
Nov. 4, 1911	T	Pittsburgh	0-0	Sept. 23, 1972	W	(13) Northwestern	37-0
Nov. 2, 1912	W	Pittsburgh (S)	3-0	Sept. 29, 1973	W	(7) Purdue	20-7
Nov. 1, 1913	W	Army	35-13	Sept. 9, 1974	W	(2) Georgia Tech (NT)	31-7
Oct. 17, 1914	L	Yale	0-28	Sept. 20, 1975	W	(9) Purdue	17-0
Oct. 23, 1915	L	Nebraska	19-20	Sept. 25, 1976	W	Northwestern	48-0
Oct. 7, 1916	W	Western Reserve	48-0	Sept. 10, 1977	W	(3) Pittsburgh (7)	19-9
Oct. 13, 1917	T	Wisconsin	0-0	Oct. 7, 1978	W	Michigan State	29-25
Sept. 28, 1918	W	Case Tech	26-6	Sept. 15, 1979	W	(9) Michigan (6)	12-10
Oct. 18, 1919	W	Nebraska	14-9	Oct. 4, 1980	W	(7) Michigan State	26-21
Oct. 16, 1920	W	Nebraska	16-7	Sept. 19, 1981	L	(1) Michigan (11)	7-25
Oct. 8, 1921	L	Iowa	7-10	Oct. 2, 1982	W	(11) Michigan St.	11-3
Oct. 14, 1922	W	Purdue	20-0	Sept. 10, 1983	W	(5) Purdue	52-6
Oct. 20, 1923	W	Princeton	25-2	Sept. 15, 1984	W	Michigan St. (8:16)	24-20
Oct. 25, 1924	W	Princeton	12-0	Sept. 14, 1985	L	(13) Michigan	12-20
Oct. 24, 1925	W	Minnesota	19-7	Sept. 20, 1986	L	(20) Michigan State	15-20
Oct. 9, 1926	W	Minnesota	20-7	Sept. 12, 1987	W	(16) Michigan (9)	26-7
Oct. 8, 1927	W	Detroit	20-0	Sept. 17, 1988	W	(8) Michigan State	20-3
Oct. 6, 1928	L	Wisconsin	6-22	Sept. 16, 1989	W	(1) Michigan (2)	24-19
Oct. 5, 1929	W	Indiana	14-0	Sept. 22, 1990	W	(1) Michigan St. (0:34) (24)	20-19
Oct. 25, 1930	W	Pittsburgh	35-19	Sept. 14, 1991	L	(7) Michigan (3)	14-24
Oct. 3, 1931	W	Indiana	25-0	Sept. 19, 1992	W	(7) Michigan State	52-31
Oct. 29, 1932	L	Pittsburgh	0-12	Sept. 11, 1993	W	(11) Michigan (3)	27-23
Oct. 14, 1933	W	Indiana	12-2	Sept. 17, 1994	W	(8) Michigan State	21-20
Nov. 3, 1934	L	Pittsburgh	0-19	Sept. 9, 1995	W	(25) Purdue	35-28
Oct. 5, 1935	W	Carnegie Tech	14-3	Sept. 5, 1996	W	*(6) Vanderbilt (NT)	14-7
Oct. 24, 1936	L	(7) Pittsburgh (9)	0-26	Sept. 13, 1997	L	(12) Purdue	17-28
Oct. 9, 1937	T	Illinois	0-0	Sept. 12, 1998	L	(10) Michigan State (NT)	23-45
Oct. 8, 1938	W	Georgia Tech	14-6	Sept. 4, 1999	L	(16) Michigan (7) (1:38)	22-26
Oct. 28, 1939	W	(2) Carnegie Tech (S)	7-6	Sept. 23, 2000	L	(16) Michigan State (23) (1:48)	21-27
Oct. 26, 1940	W	(2) Illinois	26-0	Sept. 8, 2001	L	(23) Nebraska (5) (NT)	10-27
Oct. 11, 1941	W	Georgia Tech	20-0	Sept. 21, 2002	W	(12) Michigan State (1:15)	21-17
Sept. 26, 1942	T	Wisconsin	7-7	Sept. 13, 2003	L	Michigan (5)	0-38
Sept. 25, 1943	W	Pittsburgh	41-0	Sept. 4, 2004	L	BYU (NT)	17-20
Sept. 30, 1944	W	Pittsburgh	58-0	Sept. 3, 2005	W	Pittsburgh (23) (NT)	42-21
Oct. 6, 1945	W	Georgia Tech	40-7	Sept. 2, 2006	W	(2) Georgia Tech (NT)	14-10
Sept. 28, 1946	W	Illinois	26-6	Sept. 8, 2007	L	Penn State (NT) (14)	10-31
Oct. 4, 1947	W	Pittsburgh	40-6	Sept. 20, 2008	L	Michigan State	7-23
Oct. 2, 1948	W	Pittsburgh	40-0	TOTALS		75-34-5	
Oct. 1, 1949	W	Washington	27-7				
Oct. 14, 1950	W	(10) Tulane	13-9				
Oct. 20, 1951	W	Pittsburgh	33-0				
Sept. 27, 1952	T	(10) Pennsylvania (12)	7-7				
Sept. 26, 1953	W	(1) Oklahoma (6)	28-21				
Oct. 9, 1954	W	(8) Pittsburgh	33-0				
Oct. 7, 1955	W	(5) Miami (Fla.) (NT) (15)	14-0				

Beginning with the 1936 season, the number in front of the opponent name indicates Notre Dame's ranking in the Associated Press poll coming into the game. The number following the opponent name indicates its ranking; NT - indicates night game; 0:00 - time remaining in games decided in the final minutes (in case of ties, time followed by team scoring last).

Starter Sheet			
Offense	2009	Streak	Career
Young (RT)	1	39	39
Clausen (QB)	1	17	23
Olsen (C)	1	20	20
Wenger (C)	-	-	18
Kamara (WR)	-	-	15
Rudolph (TE)	1	14	14
Duncan (LT)	1	1	13
Allen (HB)	1	3	13
Floyd (WR)	1	2	11
Stewart (LG)	1	3	11
Tate (WR)	1	3	11
West (WR)	-	-	7
Aldridge (FB)	-	-	6
Parris (WR)	-	-	4
Hughes (HB)	-	-	4
Robinson (RG)	1	1	4
Sharpley (QB)	-	-	2
Ragone (TE)	1	1	1
Defense	2009	Streak	Career
Neal (DE)	1	9	17
Ryan (DE)	-	-	15
McNeil (CB)	1	14	15
McCarthy (SS)	1	14	15
Smith, B. (LB)	1	1	13
Williams (NT)	1	4	10
Smith, H. (FS)	1	1	10
Brown (SS)	1	2	7
Smith, T. (LB)	1	3	5
Johnson (DT)	1	2	5
Blanton (CB)	1	5	5
Fleming (LB)	1	2	4
Herring (FS)	-	-	1
Longest Active Streaks			
Young (RT)			39
Olsen (C)			20
Clausen (QB)			17
Rudolph (TE)			14
McNeil (CB)			14
McCarthy (SS)			14
Most Career Starts (Active)			
Young (RT)			39
Clausen (QB)			23
Olsen (C)			20
Wenger (C)			18
Neal (DE)			17
Kamara (WR)			15
Ryan (DE)			15
McNeil (CB)			15
McCarthy (SS)			15
Rudolph (TE)			14
Duncan (LT)			13
Smith, B. (LB)			13
Allen (HB)			13
Floyd (WR)			11
Stewart (LG)			11
Tate (WR)			11
Williams (NT)			10
Smith, H. (FS)			10

**Eye On Notre Dame
Career Records**

Pass Attempts

1. Brady Quinn.....	1602 (2003-06)
2. Ron Powlus.....	969 (1994-97)
3. Steve Beuerlein.....	850 (1983-86)
4. Jimmy Clausen.....	703 (2007-)
5. Rick Mirer.....	698 (1989-92)
6. Blair Kiel.....	609 (1980-83)
7. Terry Hanratty.....	550 (1966-68)
8. Jarious Jackson.....	536 (1996-99)
9. Joe Montana.....	515 (1975-78)
10. Joe Theismann.....	509 (1968-70)

Pass Attempts per Game

1. Brady Quinn.....	32.7 (1602/49), 2003-06
2. Jimmy Clausen.....	29.3 (703/24), 2007-
3. Ron Powlus.....	22.0 (964/44), 1994-97
4. Terry Hanratty.....	21.2 (550/26), 1966-68

Completions

1. Brady Quinn.....	929 (2003-06)
2. Ron Powlus.....	558 (1994-97)
3. Steve Beuerlein.....	473 (1983-86)
4. Jimmy Clausen.....	421 (2007-)
5. Rick Mirer.....	377 (1989-92)
6. Jarious Jackson.....	306 (1996-99)
7. Terry Hanratty.....	304 (1966-68)
8. Blair Kiel.....	297 (1980-83)
9. Joe Theismann.....	290 (1968-70)
10. Joe Montana.....	268 (1975-78)

**Consecutive Passes Without INT - Multiple Games
(Same Season)**

1. Brady Quinn.....	226
Michigan State 2006 - Army 2006	
2. Jimmy Clausen.....	132
Michigan State 2008 - North Carolina 2008	
3. Brady Quinn.....	130
USC 2005 - Navy 2005	
4. Carlyle Holiday.....	126
Pittsburgh 2002 - Rutgers 2002	

Pass Completions per Game

1. Brady Quinn.....	19.0 (929/49), 2003-06
2. Jimmy Clausen.....	17.5 (421/24), 2007-
3. Ron Powlus.....	12.6 (558/44), 1994-97
4. Terry Hanratty.....	11.7 (304/26), 1966-68

Completion Percentage (min 150 att.)

1. Kevin McDougal.....	62.2 (1990-93)
2. Jimmy Clausen.....	59.9 (2007-)
3. Brady Quinn.....	58.0 (2003-06)
4. Ron Powlus.....	57.5 (1994-97)
5. Jarious Jackson.....	57.1 (1996-99)
6. Joe Theismann.....	56.9 (1968-70)

Passing Yards

1. Brady Quinn.....	11762 (2003-06)
2. Ron Powlus.....	7602 (1994-97)
3. Steve Beuerlein.....	6527 (1983-86)
4. Rick Mirer.....	5997 (1989-92)
5. Jarious Jackson.....	4820 (1996-99)
6. Jimmy Clausen.....	4741 (2007-)
7. Joe Theismann.....	4411 (1968-70)
8. Terry Hanratty.....	4152 (1966-68)
9. Joe Montana.....	4121 (1975-78)
10. Blair Kiel.....	3650 (1980-83)

EVEN MORE ON OPENERS

At Home	72-10-3	On The Road	24-4-2	Neutral Site Games	5-1
In Overtime	1-0	*Both teams are AP-ranked	13-2-1	*Neither team is ranked	20-2-1
*ND is ranked higher	32-5-1	*Opponent is ranked higher	8-4	Vs. In-state Opponents	21-1-1
On Television	31-7	On NBC	9-2	On ABC	16-3
On ESPN	2-1	On CBS	3-1	On Raycom	1-0
Afternoon Games	90-12-5	Night Games	11-3	Decided By 7 or Less	17-9-5
Scoring First (since 1958)	31-3	Opp. Scores First (since 1958)	13-5	Scoring 40+ Points	32-0
Scoring 30+ Points	51-0	Scoring 20-29 Points	27-2	Scoring 0-19 Points	23-13-5
Allowing 40+ Points	0-0	Allowing 30+ Points	0-2	Allowing 20-29 Points	8-6
Allowing 0-19 Points	93-7-5				

* post 1936 when the AP instituted national rankings

FIRST-TIME VISITORS

- ▶ Nevada became the 64th different team to visit Notre Dame Stadium (since its opening in 1930), with the Irish owning a 55-8-1 mark (.867) in games when the opponent was making its first visit to the Stadium. Thirteen of those teams previously had played at Notre Dame (prior to 1930), with the Irish owning a mark of 41-6-1 (.865) since 1930 versus teams making their first overall visit to Notre Dame.
- ▶ The six teams that have travelled to South Bend for the first time and come away with a victory at Notre Dame Stadium include (AP poll began in 1936): USC (1931), Texas (1934), Iowa (1940), Missouri (1972), 14th-ranked Clemson (1979) and 20th-ranked Florida State (1981). Michigan (1942) and Penn State (1982) also won their first games at Notre Dame Stadium but previously had played the Irish at Cartier Field.
- ▶ Since the 1981 loss to Florida State, 12 consecutive opponents have lost in their first trip to South Bend: Colorado (1984), Mississippi (1985), Boston College (1987), BYU (1992), Vanderbilt (1995), Rutgers (1996), West Virginia (1997), Arizona State (1999), Texas A&M (2000), Washington State (2003), San Diego State (2008) and Nevada (2009).

**Irish Among
National Leaders**

Category	Rank	Stat	National Leader	Stat
Rushing Offense	45	178.00	Air Force	474.00
Passing Offense	10	332.00	Houston	447.00
Total Offense	21	510.00	Tennessee	657.00
Scoring Offense	36	35.00	Air Force	72.00
Rushing Defense	T-76	153.00	Arizona State	-5.00
Pass Efficiency Defense	22	81.20	Arizona State	22.64
Total Defense	52	307.00	Arizona State	37.00
Scoring Defense	T-1	.00	Kent State	.00
Net Punting	30	40.67	Lousiana-Lafayette	53.00
Punt Returns	33	11.00	SMU	79.00
Kickoff Returns	45	23.00	Florida	65.50
Turnover Margin	5	3.00	Arizona State	5.00
Pass Defense	37	154.00	Eastern Michigan	8.00
Passing Efficiency	1	290.44	Notre Dame	290.44
Sacks	34	2.00	Army	6.00
Tackles For Loss	71	4.00	Southern California	16.00
Sacks Allowed	T-1	.00	Florida	.00
Rushing			Passing Efficiency	
Armando Allen	t-87th	72.00	Jimmy Clausen	1st 303.67
Total Offense			Receptions	
Jimmy Clausen	16th	316.00	Michael Floyd	t-100th 4.00
			Kyle Rudolph	t-100th 4.00
Receiving Yards			Interceptions	
Michael Floyd	1st	189.00	Robert Blanton	t-9th 1.00
			Kyle McCarthy	t-9th 1.00
Scoring			All-Purpose Yards	
Michael Floyd	t-3rd	18.00	Michael Floyd	15th 189.00
Sacks			Tackles	
Toryan Smith	t-30th	1.00	Kyle McCarthy	t-76th 9.00
Brian Smith	t-30th	1.00		
Tackles For Loss				
Toryan Smith	t-32nd	2.00		
Brian Smith	t-32nd	2.00		

▶ Seven teams that were ranked at game time in the AP top-25 poll (which began in 1936) have lost in their first visit to Notre Dame, with the Irish being lower ranked in four of those games:

- #22 West Virginia (lost to unranked ND in '97, 21-14)
- #10 Alabama (lost to #18 ND in '76, 21-18)
- #7 LSU (lost to #2 ND in '70, 3-0)
- #10 Syracuse (lost to unranked ND in '61, 17-15)
- #4 Oklahoma (lost to #10 ND in '52, 27-21)
- #20 North Carolina (lost to #1 ND in '50, 14-7)
- #9 Army (lost to top-ranked ND in '47, 27-7)

▶ The Notre Dame football program has played home games versus a total of 116 different teams, at primarily old Cartier Field (pre-1930) or Notre Dame Stadium, with an overall home record of 101-11-4 (.888) in games versus all first-time visitors to Notre Dame (regardless of the site).

ROAD SEASON OPENERS

- ▶ The Irish are 75-34-5 (.680) in road season openers, but have dropped nine of their last 12.
- ▶ Notre Dame is 2-2 in road season openers under head coach Charlie Weis. The Irish captured their road season openers in 2005 (W, 42-21, Pittsburgh) and 2006 (W, 14-10, Georgia Tech), but dropped such games in 2007 (L, 31-10, Penn State) and 2008 (L, 23-7, Michigan State).
- ▶ Notre Dame owns a 4-6 (.400) record when its first road game of the season comes against Michigan.

SCHEDULE NOTES

- ▶ Many have discussed the difficulty (or lack thereof) of Notre Dame's schedule for the 2009 season. However, looking at the top 15 pre-season rankings from the four most popular season previews (Athlon, Lindy's, Phil Steele & Rivals) shows that Notre Dame's slate is very comparable to the other top 15 teams in the nation.
- ▶ Notre Dame is one of eight schools with an average opponent ranking between 51 and 56, while being ranked ninth over all.
- ▶ In addition to having a strong average ranking among the best teams in the nation, Notre Dame plays fewer teams on the bottom levels of college football. Notre Dame is one of six schools in the group to play no FCS teams (along with Texas, USC, Virginia Tech, Ohio State and LSU). In addition, Notre Dame's only opponents that ever appear in the bottom 40 of college football are still members of a major BCS conference, a distinction no other program can claim.

	Athlon	Lindy's	Steele	Rivals	Composite Avg.
1. Georgia	39.58	39.58	41.50	39.25	39.98
2. Oklahoma	43.50	42.25	40.75	46.92	43.36
3. Virginia Tech	42.00	44.17	46.25	45.58	44.50
4. USC	44.67	47.75	42.42	50.25	46.27
5. Oklahoma State	50.83	52.08	51.67	50.08	51.17
6. LSU	49.25	51.83	50.75	55.00	51.71
7. Florida	54.25	53.58	52.25	52.00	53.02
8. Ohio State	54.67	52.58	53.58	55.25	54.02
9. Notre Dame	54.30	55.00	53.00	57.17	54.87
10. Alabama	56.92	53.17	55.00	54.50	54.90
11. California	53.75	55.00	54.33	58.92	55.50
12. Texas	55.58	56.00	55.83	55.67	55.77
13. Penn State	60.00	61.75	62.00	61.08	61.21
14. Mississippi	62.00	59.42	59.08	64.92	61.36
15. TCU	73.17	75.25	79.33	74.75	75.63
16. Boise State	90.00	87.85	86.08	86.08	87.50

▶ Mark Schlach and Bruce Feldman of ESPN.com recently released their first bowl projections list of the 2009 season. The two both picked the Irish to play in the Gator Bowl, but more interesting was the APPEARANCES of seven of Notre Dame's opponents in bowl games on Feldman's list and six on Schlach's.

Bowl Projected Opponents Of Potential Top 15 Teams

Georgia 10, Oklahoma 9, Texas 8, USC 8, Alabama 8, California 8, Ohio State 8, Virginia Tech 8, Oklahoma State 8, **Notre Dame 7**, Florida 7, Mississippi 7, Penn State 7, LSU 7, Boise State 6, TCU 6

2009 NOTRE DAME OPPONENT UPDATE

Below is a look at Notre Dame opponents' upcoming games. Since 1977, when the NCAA started rating strength of schedule, Notre Dame's schedule has been rated the most difficult five times (1978, 1985, 1987, 1989 and 1995).

Opponent	'09 Record	Sept. 12	Opponent	'09 Record	Sept. 12
Nevada	0-1	BYE	Boston College	1-0	Kent State
Michigan	1-0	Western Michigan	Washington State	0-1	Hawai'i
Michigan State	1-0	Central Michigan	Navy	0-1	Louisiana Tech
Purdue	1-0	at Oregon	Pittsburgh	1-0	at Buffalo
Washington	0-1	Idaho	UConn	1-0	North Carolina
USC	1-0	at Ohio State	Stanford	1-0	at Wake Forest

Opponents' combined 2009 record: 8-4 (.667)

Eye On Notre Dame Career Records

Passing Yards per Game

1. Brady Quinn.....240.0 (2003-06)
- 2. Jimmy Clausen.....197.5 (2007-)**
3. Ron Powlus.....172.7 (1994-97)
4. Terry Hanratty159.7 (1966-68)
5. Steve Beuerlein.....155.4 (1983-86)
6. Joe Montana.....152.6 (1975-78)

Passing Touchdowns

1. Brady Quinn.....95 (2003-06)
2. Ron Powlus.....52 (1994-97)
3. Rick Mirer.....41 (1989-92)
- 4. Jimmy Clausen.....36 (2007-)**
5. Jarious Jackson.....34 (1996-99)
6. Joe Theismann31 (1968-70)
7. Angelo Bertelli.....28 (1941-43)
8. Terry Hanratty27 (1966-68)
- Steve Beuerlein.....27 (1983-86)
10. Bob Williams.....26 (1948-50)

Lowest INT Percentage

1. Brady Quinn.....2.43 (39 of 1602), 2003-06
2. Ron Powlus.....2.78 (27 of 969), 1994-97
3. Carlyle Holiday2.99 (12 of 401), 2001-04
- 4. Jimmy Clausen.....3.27 (23 of 703), 2007-**
5. Rick Mirer.....3.29 (23 of 698), 1989-92
6. Kevin McDougal3.33 (6 of 180), 1990-93
7. Jarious Jackson.....3.91 (21 of 536), 1996-99

Receptions (Running Back)

1. Darius Walker.....109 (2004-06)
- 2. Armando Allen.....77 (2007-)**
3. Allen Pinkett.....73 (1982-85)
4. Bob Gladieux.....72 (1966-68)
5. Joseph Heap.....71 (1951-54)
6. Mark Green.....61 (1985-88)
7. Autry Denson.....53 (1995-98)
8. Jim Morse.....52 (1954-56)
9. Marc Edwards.....46 (1993-96)
10. Nick Eddy.....44 (1964-66)

Games with 100 Yards Receiving

1. Tom Gatewood.....13 (1969-71)
2. Derrick Mayes.....9 (1992-95)
- Jeff Samardzija.....9 (2003-06)
4. Maurice Stovall.....7 (2002-05)
- 5. Golden Tate6 (2007-)**
- Jim Seymour.....6 (1966-68)
- Tim Brown.....6 (1984-87)
- 8. Michael Floyd5 (2008-)**
- Rhema McKnight5 (2002-06)
10. Jack Snow.....4 (1962-64)
- Tony Smith4 (1989-91)
- Malcolm Johnson.....4 (1995-98)

Touchdown Receptions

1. Jeff Samardzija27 (2003-06)
2. Derrick Mayes.....22 (1992-95)
- Rhema McKnight22 (2002-06)
4. Tom Gatewood.....19 (1969-71)
5. Maurice Stovall18 (2002-05)
6. Jim Seymour.....16 (1966-68)
7. Ken MacAfee.....15 (1974-77)
8. Tim Brown.....12 (1984-87)
- Bobby Brown.....12 (1996-99)
- 10. Golden Tate.....11 (2007-)**
- 11. Michael Floyd10 (2008-)**

**Eye On Notre Dame
Career Records**

Total Plays

1. Brady Quinn.....	1856 (2003-06)
2. Ron Powlus.....	1201 (1994-97)
3. Steve Beuerlein.....	1027 (1983-86)
4. Rick Mirer.....	951 (1989-92)
5. Allen Pinkett.....	892 (1982-85)
6. Jimmy Clausen.....	821 (2007-)
7. Joe Theismann.....	807 (1968-70)
8. Jarious Jackson.....	787 (1996-99)
9. Blair Kiel.....	774 (1980-83)
10. Tom Clements.....	760 (1972-74)

Total Offense Yards per Game

1. Brady Quinn.....	243.8 (2003-06)
2. Joe Theismann.....	187.3 (1968-70)
3. Jimmy Clausen.....	186.8 (2007-)
4. Terry Hanratty.....	182.2 (1966-68)
5. Rick Mirer.....	159.3 (1989-92)
6. Steve Beuerlein.....	153.8 (1983-86)

Extra Points Percentage (min. 50 made)

1. Nicholas Setta, 2000-03.....	104-105 (99.0)
2. Brandon Walker, 2007-.....	61-62 (98.4)
3. Craig Hentrich, 1989-92.....	177-180 (98.3)
4. Mike Johnston, 1980-83.....	53-54 (98.1)
5. Bob Thomas, 1971-73.....	98-101 (97.0)
6. D.J. Fitzpatrick, 2002-05.....	103-107 (96.3)

Kickoff Returns

1. Julius Jones.....	72-1678 (1999-2001, '03)
2. Tim Brown.....	69-1613 (1984-87)
3. Armando Allen.....	54-1247 (2007-)
4. Jim Stone.....	49-1079 (1977-80)
5. Vontez Duff.....	47-1230 (2000-03)
6. Tony Driver.....	47-1083 (1997-2000)
7. Raghil Ismail.....	46-1271 (1988-90)
8. Golden Tate.....	41-847 (2007-)
9. Terry Eurick.....	32-739 (1974-77)

Kickoff Return Yards

1. Julius Jones.....	72-1678 (1999-2001, '03)
2. Tim Brown.....	69-1613 (1984-87)
3. Raghil Ismail.....	46-1271 (1988-90)
4. Armando Allen.....	54-1247 (2007-)
5. Vontez Duff.....	47-1230 (2000-03)
6. Tony Driver.....	47-1083 (1997-2000)
7. Jim Stone.....	49-1079 (1977-80)
8. Allen Rossum.....	29-891 (1994-97)
9. Golden Tate.....	41-847 (2007-)
10. Emmett Mosley.....	30-778 (1993-96)
Clint Johnson.....	27-778 (1990-93)

Total Kick/Punt Return Yards

1. Julius Jones.....	2104 (1678, 426); 1999-03
2. Tim Brown.....	2089 (1613, 476); 1984-87
3. Vontez Duff.....	1955 (1230, 725); 2000-03
4. Raghil Ismail.....	1607 (1271, 336); 1988-90
5. Allen Rossum.....	1318 (891, 427); 1994-97
6. Armando Allen.....	1313 (1247, 66); 2007-
7. Tony Driver.....	1083 (1083, 0); 1997-00
8. Jim Stone.....	1079 (1079, 0); 1977-80
-- Golden Tate.....	963 (847, 116); 2007-

ONLY THE BIG BOYS

Notre Dame is one of just four NCAA FBS programs to have not faced a non-FBS opponent since the current setup was established in 1978. The three other remaining schools that have yet to play a non-FBS opponent are USC, UCLA and Washington. The list shrunk from five following Michigan State's contest with Montana State on Sept. 5.

NUMBER CHANGE

Junior offensive tackle Matt Romine changed his uniform number from #70 to #77. Mike Turkovich previously wore #77 before graduating after the 2008 season.

HOW DO THEY STACK UP?

Average weight of the offensive and defensive lines:

Notre Dame OL 315.0 lbs. vs. Michigan DL 275.3 lbs.
Notre Dame DL 273.8 lbs. vs. Michigan OL 288.8 lbs.

Average height of the receivers and the secondaries:

Notre Dame WR/TE 6' 2 2/3" vs. Michigan DB 5' 11 1/4" #
Notre Dame DB 6' 1" vs. Michigan WR/TE 6' 3/4"

NOTRE DAME IN SEPTEMBER

- ▶ Notre Dame is 124-48-4 (.716) all-time during the month of September.
- ▶ The Irish are 79-18-2 (.808) in September home games.
- ▶ Notre Dame has an all-time mark of 40-28-2 (.586) in road games during September.
- ▶ The Irish went 3-1 in September last season (San Diego State, W, 21-13; Michigan, W, 35-17; at Michigan State, L, 7-23; Purdue, W, 38-21). Notre Dame was 0-5 in the first month of the season in 2007.

LEADERSHIP COMMITTEE '09

Junior QB **Jimmy Clausen**, senior SS **Kyle McCarthy**, senior OC **Eric Olsen** and senior LB **Scott Smith** have been selected captains of the 2009 Notre Dame football team.

Voting was conducted Friday, Aug. 14, with the results announced to the team by head coach Charlie Weis. Clausen and Olsen will captain the offense, McCarthy will serve as the defensive captain and Smith will represent the special teams. The results from the vote also helped form the leadership committee. Joining the four captains on the leadership committee are: senior fullback James Aldridge, senior cornerback Mike Anello, senior safety Sergio Brown, sophomore wide receiver Michael Floyd, junior defensive end Kerry Neal, sophomore tight end Kyle Rudolph, senior defensive end John Ryan, junior linebacker Brian Smith and senior offensive tackle Sam Young.

Player, Pos.	Cl.	Hometown	Player, Pos.	Cl.	Hometown
James Aldridge, FB	Sr.	St. Louis, Mo.	Mike Anello, DB	Sr.	Orland Park, Ill.
Sergio Brown, DB	Sr.	Maywood, Ill.	Jimmy Clausen, QB	Jr.	Westlake Village, Calif.
Michael Floyd, WR	So.	St. Paul, Minn.	Kyle McCarthy, SS	Sr.	Youngstown, Ohio
Kerry Neal, DE	Jr.	Bunn, N.C.	Eric Olsen, OC	Sr.	Staten Island, N.Y.
Kyle Rudolph, TE	So.	Cincinnati, Ohio	John Ryan, DE	Sr.	Westlake, Ohio
Brian Smith, LB	Jr.	Overland Park, Kan.	Scott Smith, LB	Sr.	Highland Park, Ill.
Sam Young, OT	Sr.	Coral Springs, Fla.			

**Notre Dame Coaching
Staff Locations**



Charlie Weis
Sidelines



Frank Verducci
Sidelines



Jon Tenuta
Press Box



Tony Alford
Sidelines



Corwin Brown
Sidelines



Rob Ianello
Press Box



Randy Hart
Sidelines



Bernie Parmalee
Press Box



Brian Polian
Sidelines



Ron Powlus
Sidelines



Brian White
Press Box



Bryant Young
Sidelines

**Notre Dame
Team Notes**

IRISH DEBUTS

The following players made their Notre Dame debuts this past weekend against Nevada: sophomore LB Anthony McDonald, freshman S Zeke Motta, freshman RB Theo Riddick, senior TE Bobby Burger, freshman LB Manti Te'o, sophomore LB David Posluszny, sophomore CB Jamoris Slaughter, sophomore DE Kapron Lewis-Moore, sophomore QB Dayne Crist, freshman PK Nick Tausch, freshman LS Jordan Cowart, freshman WR Shaquelle Evans, sophomore DT Hafis Williams, sophomore WR Deion Walker, freshman TE Tyler Eifert, sophomore OT Lane Clelland, sophomore WR John Goodman, sophomore DB Dan McCarthy, junior WR Chris Gurries, sophomore OC Mike Golic, Jr. and sophomore DT Sean Cwynar.

LEAVE NO DOUBT

Notre Dame dominated Nevada in every facet of the game, including, and most importantly, the scoreboard. The 35-point margin of victory is the largest under head coach Charlie Weis and the largest since Sept. 25, 2004 when the Irish defeated Washington 38-3.

IRISH RETURN 46 MONOGRAM WINNERS

- ▶ Notre Dame opened the season with 46 returning monogram winners from 2008, including 22 on offense, 21 on defense and three on special teams.
- ▶ It is the most returning monogram winners under head coach Charlie Weis.

Number (Breakdown)	Year
46 (22 on offense, 21 on defense, three specialists)	2009
37 (20 on offense, 17 on defense)	2008
37 (15 on offense, 20 on defense, two specialists)	2006
36 (20 on offense, 14 on defense, two specialists)	2005
30 (10 on offense, 18 on defense, two specialists)	2007

18 RETURNING STARTERS HIGHLIGHT 2009 ROSTER

- ▶ Eighteen starters return from the 2008 Sheraton Hawai'i Bowl championship squad, including 10 offensive starters, six defensive starters and two specialists.
- ▶ The 18 returning starters are the most at Notre Dame since 2001 (also 18 returning starters) and according to Phil Steele, only nine out of the 120 teams in the NCAA Football Bowl Subdivision return more starters.

Teams With 20 Returning Starters: Indiana, Minnesota and Toledo
Teams with 19 Returning Starters: UAB, Arkansas, Baylor, Central Michigan, Florida and ULM
Teams with 18 Returning Starters: East Carolina, Georgia Tech, Iowa State, Middle Tennessee State, North Texas, Notre Dame, Temple, Utah State, Vanderbilt and Wyoming

- ▶ It is the most returning starters under head coach Charlie Weis and the most at Notre Dame since the 2001 squad also returned 18 starters.

Number (Breakdown)	Year
18 (10 offensive, six defensive, two specialists)	2009
17 (nine offensive, seven defensive, one specialist)	2008
17 (seven offensive, nine defensive, one specialist)	2006
15 (10 offensive, three defensive, two specialists)	2005
10 (three offensive, five defensive, two specialists)	2007

UNIVERSITY OF NOTRE DAME GRADUATES

The 2009 Notre Dame roster features eight players who have already earned their undergraduate degree from the University. Paul Duncan, Evan Sharpley, Mike Anello, Ray Herring, Kyle McCarthy, Scott Smith, Barry Gallup and Chris Stewart all graduated from Notre Dame in May of 2009. Here is a list of the graduates on the 2009 Notre Dame football team.

- ▶ OT Paul Duncan: degree in management-entrepreneurship from the Mendoza College of Business.
- ▶ QB Evan Sharpley: degree in history from the College of Arts and Letters.
- ▶ CB Mike Anello: degree in finance from the Mendoza College of Business.
- ▶ S Ray Herring: degree in sociology from the College of Arts and Letters.
- ▶ S Kyle McCarthy: degree in finance from the Mendoza College of Business.
- ▶ LB Scott Smith: degrees in management from the Mendoza College of Business and sociology from the College of Arts and Letters.
- ▶ WR Barry Gallup: degree in finance from the Mendoza College of Business.
- ▶ OG Chris Stewart: degree in history from the College of Arts and Letters.
- ▶ Notre Dame's eight graduates is tied with Auburn, Penn State, Texas Tech, UNLV and East Carolina for the fourth-most graduates on a 2009 FBS roster.

Alabama	12	Boston College	10	Virginia Tech	10	Notre Dame	8
Miami, Fla.	8	Auburn	8	East Carolina	8	Penn State	8
Texas Tech	8	UNLV	8	UCF	7	Texas A&M	7

**Milestone Games
In 2009**

100-Yards Receiving *Michael Floyd	189 (Nevada)
300-Yards Passing Jimmy Clausen	315 (Nevada)
200-Yards Passing Jimmy Clausen	315 (Nevada)
Multiple Touchdowns *Michael Floyd vs. Nevada	3 (receiving)
* - individual career highs (or tying)	

**Conference
Call**

- ▶ This season, Notre Dame faces teams from five different conferences. Here's a look at the conference breakdown for the 12 Irish opponents in 2009:

Pac-10 (4): Stanford, Washington, Washington State, USC
Big Ten (3): Michigan, Michigan State, Purdue
BIG EAST (2): Pittsburgh, Connecticut
ACC (1): Boston College
WAC (1): Nevada
Independents (1): Navy

- ▶ Notre Dame has had great overall success against the major conferences in the country, including the Big Ten, of which Michigan is a member:

Conference	Winning %
Western Athletic	1.000
Conference USA	.885
Mountain West	.778
BIG EAST	.715
Atlantic Coast	.704
Big 12	.667
Big Ten	.654
Pac-10	.648
SEC	.618

**Fighting Irish
In The NFL**

AFC	NFC
Baltimore Ravens SS Tom Zbikowski	Arizona Cardinals DE Bertrand Berry G/T Mike Gandy
Cincinnati Bengals FS Chinedum Ndukwe OC Dan Santucci^	Carolina Panthers LS J. J. Jansen
Cleveland Browns QB Brady Quinn	Green Bay Packers RB Ryan Grant
Denver Broncos FS David Bruton OT Ryan Harris	Minnesota Vikings OC John Sullivan
Jacksonville Jaguars OL Jordan Black DT Derek Landri	New Orleans Saints John Carney
Kansas City Chiefs LB Corey Mays	New York Giants DE Justin Tuck
Miami Dolphins TE Anthony Fasano	Philadelphia Eagles DE Victor Abiamiri DT Trevor Laws
New England Patriots OL Mark LeVoiir#	San Francisco 49ers WR Arnaz Battle CB Allen Rossum
Tennessee Titans P/K Crieg Hentrich	Seattle Seahawks TE John Carlson RB Julius Jones TE John Owens
	Tampa Bay Buccaneers OC Jeff Faine OC Sean Mahan WR Maurice Stovall
	Washington Redskins P Hunter Smith DE Renaldo Wynn

^ - injured reserve list
- physically unable to perform list

THREE NEW COACHES ADD TO EXPERIENCED STAFF

- ▶ Head coach Charlie Weis added three experienced assistant coaches to the Irish coaching staff this offseason giving Notre Dame a coaching staff with 189 years of coaching experience.
- ▶ Running backs coach Tony Alford (14 years), defensive line coach Randy Hart (39 years) and offensive line/running game coordinator Frank Verducci (27 years) combined to add 80 years of coaching experience to Notre Dame's coaching roster.
- ▶ Head coach Charlie Weis adds the second-most years coaching to the staff (30 years), followed by Jon Tenuta (28 years), Rob Ianello (22 years), Brian Polian (12 years), Corwin Brown (eight years), Bernie Parmalee (seven years) and Ron Powlus (two years).

YOUNG PUPS NOW GROWING UP

- ▶ Notre Dame had 20 scholarship players make their respective Irish debut last weekend. That group included seven freshmen and 12 more sophomores for a total of 19 first-year players.
- ▶ Of the 24 players that started the Sheraton Hawai'i Bowl (including punter and placekicker), 18 players return in 2009 and 11 of those players have at least two seasons of eligibility remaining.
- ▶ Freshman DB **Robert Blanton** picked up his first career start against Navy in 2008. Blanton was the sixth different Irish rookie to start a game last season. Blanton joined WR **Michael Floyd**, TE **Kyle Rudolph**, OG **Trevor Robinson**, DE **Ethan Johnson** and LB **Darius Fleming**.
- ▶ Notre Dame's duo of WR **Michael Floyd** and TE **Kyle Rudolph** each established school records for receptions and receiving yards by first year players at their respective positions. Floyd's total was also a freshman record for any position.
- ▶ The Irish scored 40 touchdowns in 2008 and 33 came from either freshmen or sophomores, including six of the seven touchdowns against Hawai'i in the Sheraton Hawai'i Bowl. The only touchdowns scored last season by upperclassmen were RB **James Aldridge** (3), WR **David Grimes** (3) and LB **Toryan Smith**.
- ▶ The 33 of 40 touchdowns by underclassmen did not include QB **Jimmy Clausen**, who tossed 25 touchdown passes last season.

IRISH DON'T GIVE IT AWAY FOR FREE

- ▶ Since Charlie Weis became head coach at Notre Dame, the top priority of every game has been to win the turnover battle. In games the Irish have won the turnover battle, Notre Dame is 21-8.
- ▶ Last season, the Irish did not commit a turnover in five games. In fact, Notre Dame has not turned the ball over in 16 games since 2005. Here's how that ranks nationally (thanks STATS, LLC):

Most Games with 0 Giveaways in 2008

No.	School
6	Ball State
6	Baylor
6	Florida
6	Oklahoma
5	Notre Dame
5	Four other teams

Most Games with 0 Giveaways since 2005

No.	School
20	West Virginia
18	Florida
17	Ball State
16	Notre Dame
16	Memphis
16	Buffalo

- ▶ Quite often in a season opener a team is sloppy in terms of penalties and turnovers, but the Irish committed just three penalties and did not commit a single turnover. Notre Dame was one of two schools in the county among FBS teams that had fewer than three penalties and no turnovers on opening day. In addition, only seven FBS schools had fewer penalties in its season opener than the Irish.

**Career Starts
By Position**

—OFFENSE—

WR	LT	LG	C	RG	RT	TE	WR	QB	FB	HB
Floyd (11)	Young (10) Duncan (3)	Olsen (13) Stewart (1)	Wenger (15) Olsen (1)	Stewart (10) Olsen (6) Robinson (4) Wenger (3)	Young (29) Duncan (10)	Rudolph (14) Ragone (1)	Kamara (15) Tate (11) West (7) Parris (4)	Clausen (23) Sharpley (2)		Allen (13) Aldridge (6) Hughes (4)

—DEFENSE—

DE	NT/DT	DE	OLB	ILB	ILB	OLB	CB	SS	FS	CB
Neal (3) Fleming (2)	Williams (10) Johnson (1)	Ryan (5) Johnson (4)	Neal (14) Ryan (11) Fleming (2)		Smith, B. (5) Smith, T. (5)	Smith, B. (8) Smith, H. (7)	McNeil (15)	McCarthy (14) Smith, H. (2) Herring (1)	Brown, S. (6) McCarthy (1) Smith, H. (1)	Blanton (5)

**Notre Dame
Offensive Team Notes**

IRISH OFFENSE ROLLS IN SEASON OPENER AGAINST NEVADA

- ▶ Notre Dame finished with 510 yards of total offense, the most since recording 663 yards at Stanford on Nov. 26, 2005.
- ▶ The Irish recorded those 510 yards on just 61 plays, good for an average of 8.36 yards per play (best in the Charlie Weis era).
- ▶ Notre Dame set new highs for the Weis era in most passing yards per attempt (16.6), yards per completion (19.5), highest passing efficiency (290.44) and yards per play (8.4).
- ▶ The Irish have now eclipsed 500 yards of total offense in eight games under Weis.
- ▶ Notre Dame not only converted both of its third downs of nine or more yards (nine and 16 yards) in the first half, but did so each time with touchdown passes. Jimmy Clausen's touchdown pass to Kyle Rudolph in the first quarter came on a third and 16, while Clausen's second quarter touchdown pass to Michael Floyd came on a third and nine.
- ▶ The Irish totaled exactly 300 yards on 34 plays in the opening half, good for an average of 8.8 yards per play.
- ▶ Notre Dame averaged just 3.3 yards per rush in 2008. Weis and the Irish coaching staff have established 4.5 yards per carry as a standard for the season. Notre Dame equalled that mark prior to its final drive of the game against the Wolf Pack (158 yards on 35 carries). The Irish also accomplished the feat against a Nevada defense that ranked sixth in the nation against the run in 2008 (88.62 yards per game). Notre Dame finished the afternoon with 178 yards on the ground.
- ▶ The Irish offensive line did not allow Nevada a single sack. The Wolf Pack ranked 10th in the nation in sacks a season ago, averaging 2.85 per game.
- ▶ Notre Dame registered touchdowns on four of its first five drives against Nevada. The Irish marched 67, 78, 79 and 80 yards. In fact, Notre Dame added a school record-tying 99-yard drive for its fifth and final touchdown of the game. The average scoring drive by the Irish went for 80.6 yards on seven plays.
- ▶ Notre Dame was limited to just one three and out over the course of the entire game.
- ▶ The Irish quarterbacks completed passes to seven different receivers.

IRISH OFFENSE RETURNS 10 STARTERS

- ▶ Notre Dame's offense will be one of most experienced units in college football in 2009 as 10 starters are slated to return this fall. The Irish only opened two games in 2008 with a fullback on the field, choosing to open most contests with at least three wide receivers on the field. The only offensive starter replaced in '09 will be left tackle following Mike Turkovich's graduation.
- ▶ The 10 returning starters on offense are the most at Notre Dame since 2005 when the Irish returned 10 starters that year. According to research conducted by Phil Steele, only one school returns more starters on offense than the Irish and just three schools return as many offensive starters as Notre Dame.

Most Returning Offensive Starters in NCAA FBS

No.	School
11	UAB
10	Notre Dame
10	Indiana
10	Middle Tennessee State
10	Minnesota

IRISH OFFENSIVE LINE HITS CENTURY MARK FOR CAREER STARTS

- ▶ First-year offensive line coach Frank Verducci is charged with improving the Irish rushing attack in 2009 and will attempt to do so with one of the most experienced offensive line units in Notre Dame's recent history.
- ▶ Six players having starting experience for the Irish, led by right tackle **Sam Young's** 39 starts. **Eric Olsen** (20 starts), **Dan Wenger** (18 starts), **Paul Duncan** (13 starts), **Chris Stewart** (11 starts) and **Trevor Robinson** (four starts) help bring the Irish total to 105 combined career starts. Notre Dame's total of 100, entering this season, was the second most in the past decade at Notre Dame.

Starts (No. of Players with Starting Experience)	Year
102 (Six)	2005
100 (Six)	2009
91 (Four)	2006
79 (Six)	2002
60 (Five)	2008
60 (Six)	2001
49 (Seven)	2000
46 (Two)	2007
46 (Six)	2004
21 (Three)	2003

List above was calculated entering the 2009 season.

**2009 Irish
Honors/Awards**

James Aldridge

- ▶ Irish Leadership Committee
- ▶ Phil Steele's #54 RB

Armando Allen

- ▶ Doak Walker Award Candidate
- ▶ Phil Steele's #17 KR
- ▶ Phil Steele's #47 RB

Mike Anello

- ▶ Irish Leadership Committee
- ▶ Lott Award Watch List

Sergio Brown

- ▶ Irish Leadership Committee

Jimmy Clausen

- ▶ Irish Offensive Co-Captain
- ▶ Maxwell Award Watch List
- ▶ Davey O'Brien Award Watch List
- ▶ Manning Award Watch List
- ▶ Allstate / AFCA Good Works Team® Candidate
- ▶ Phil Steele's #10 QB
- ▶ Lindy's #23 QB
- ▶ Nominee for the AT&T Player of the Week (9.7)

Michael Floyd

- ▶ Irish Leadership Committee
- ▶ Lindy's #20 WR
- ▶ College Football Performance Awards Performer of the Week (9.7)

Gary Gray

- ▶ Phil Steele's #59 CB

Duval Kamara

- ▶ Phil Steele's #22 WR

Eric Maust

- ▶ Phil Steele's #17 P

Kyle McCarthy

- ▶ Irish Defensive Captain
- ▶ Phil Steele's #21 SS

Raeshon McNeil

- ▶ Phil Steele's #47 CB

Kerry Neal

- ▶ Irish Leadership Committee

Eric Olsen

- ▶ Irish Offensive Co-Captain
- ▶ *Sporting News* Preseason Third Team All-American
- ▶ Lombardi Award Watch List
- ▶ Phil Steele's #25 OG

Mike Ragone

- ▶ Phil Steele's #19 TE

Kyle Rudolph

- ▶ Irish Leadership Committee
- ▶ Mackey Award Watch List

John Ryan

- ▶ Irish Leadership Committee

Brian Smith

- ▶ Irish Leadership Committee
- ▶ Lombardi Award Watch List
- ▶ Phil Steele's #14 ILB

Harrison Smith

- ▶ Phil Steele's #15 FS
- ▶ Lindy's #37 FS

Scott Smith

- ▶ Irish Special Teams Captain

Toryan Smith

- ▶ Phil Steele's #53 ILB

Chris Stewart

- ▶ Phil Steele's #13 OG

Golden Tate

- ▶ Phil Steele Preseason First Team All-American
- ▶ *Sporting News* Preseason Third Team All-American
- ▶ Maxwell Award Watch List
- ▶ Biletnikoff Award Watch List
- ▶ Phil Steele's #6 WR
- ▶ Lindy's #15 WR
- ▶ Phil Steele's #19 PR

Brandon Walker

- ▶ Lou Groza Watch List

Darrin Walls

- ▶ Phil Steele's #15 CB

Dan Wenger

- ▶ Rimington Trophy Watch List
- ▶ Phil Steele's #11 OC

Ian Williams

- ▶ Phil Steele's #20 DT

Sam Young

- ▶ Irish Leadership Committee
- ▶ Phil Steele Preseason Second Team All-American
- ▶ Outland Trophy Watch List
- ▶ Lombardi Award Watch List
- ▶ Phil Steele's #4 OT
- ▶ Lindy's #7 OT

PRESEASON UNIT RANKINGS

- ▶ Phil Steele's #1 WR/TE
- ▶ Athlon's #2 WR/TE
- ▶ Lindy's #4 WR
- ▶ Phil Steele's #5 OL
- ▶ Phil Steele's #7 DB
- ▶ Phil Steele's #12 QB
- ▶ Phil Steele's #14 LB
- ▶ Phil Steele's #17 RB
- ▶ Phil Steele's #19 ST

**2009 Notre Dame
Football Media Information**

Interview requests and media access for the 2009 Notre Dame football team are administered by lead football contact Brian Hardin and assistant football contact Michael Bertsch.

CONTACT INFORMATION

Brian Hardin..... bhardin2@nd.edu
Office: (574) 631-9471
Cell: (574) 532-4134

Michael Bertsch..... mberts1@nd.edu
Office: (574) 631-8642
Cell: (574) 532-4154

NOTRE DAME FOOTBALL WEEKLY MEDIA INFORMATION

Charlie Weis Teleconferences: Coach Weis will be available for two teleconferences each week of the season. (Media looking for the teleconference number should contact Brian Hardin)

SUNDAY - 12:45-1:15 p.m. ET

- ▶ Guglielmino Athletics Complex auditorium
- ▶ This teleconference will function as a look back at the previous Saturday's game.

TUESDAY - 12:00 noon-12:45 p.m. ET

- ▶ Guglielmino Athletics Complex auditorium
- ▶ This teleconference will function as a look ahead at the upcoming weekend's opponent and other football-related issues.
- ▶ Satellite coordinates: AMC 3C, Transponder 22, Downlink Freq: 4140 MHz(V) (Available from 11:45 a.m. to 12:45 p.m. ET)

THURSDAY - 6:15 p.m. ET

- ▶ Guglielmino Athletics Complex auditorium

For accredited members of the media who want to attend the weekly press conference, contact Brian Hardin or Michael Bertsch for more information. The Guglielmino Athletics Complex is located on the east side of campus, behind the Joyce Center and the Rolfs Recreation Center and just north of the LaBar Practice Fields.

The Guglielmino Athletics Complex auditorium can be accessed through "The Gug's" main entrance, which is located on the west side of the building (facing the Rolfs Recreation Center and main campus).

Both teleconferences will be broadcast live (audio & video) and archived for future use on www.und.com each week. A full transcript from each teleconference will be posted as well on the website as soon as possible.

Irish Captains Teleconferences: The four Irish captains will be available over two teleconferences each week of the season. (Media looking for the teleconference number should contact Brian Hardin.)

WEDNESDAY - 1:00 p.m. ET

- ▶ Kyle McCarthy, Scott Smith

WEDNESDAY - 1:30 p.m. ET

- ▶ Jimmy Clausen, Eric Olsen

PLAYER/ASSISTANT COACH POST-PRACTICE INTERVIEWS

Notre Dame player interviews are available on a rotating schedule during the week.

Tuesday (7:00 p.m. ET): Available by request-Offensive players (not including Clausen, Olsen), Offensive Coaches; **Wednesday** (7:00 p.m. ET): Available by request-Defensive players (not including Kyle McCarthy, Scott Smith), Defensive Coaches; **Thursday** (6:15 p.m. ET): Available by request-Special Teams players, Brian Polian. Coach Weis will also address the media following Thursday's practice.

There is no availability for players or coaches on Monday and Friday of each game week.

NOTE - All interview requests should be sent to Brian Hardin. A detailed description of the subject matter for the interview must be included. Requests are due at 10:00 a.m. each day of practice. Freshmen are not available with the exception of the bye week.

PRACTICE ACCESS & POST-PRACTICE INTERVIEW LOCATION

The first 40 minutes of Tuesday's practice during the season are open to the media. This is generally from 4:55-5:35 p.m. ET.

Post-practice interviews will take place in the Guglielmino Athletics Complex auditorium.

OFFICIAL NOTRE DAME FOOTBALL RADIO SHOW

The weekly show will broadcast live from Legends of Notre Dame, just 100 yards South of Notre Dame Stadium. The show will air on NewsTalk 960 WSBT-AM Mondays from 7:00 - 8:00 p.m. Jack Nolan will host the show along with former Irish All-American Reggie Brooks. Air dates: Aug. 31; Sept. 7, 14, 21, 28; Oct. 5, 19, 26; Nov. 2, 9, 17 (Tuesday), 23. The show is a cooperative venture between Notre Dame Sports Properties, the Notre Dame athletic department and WSBT. The show can also be heard on www.und.com.

INSIDE NOTRE DAME FOOTBALL WITH CHARLIE WEIS (TELEVISION SHOW)

Taped on Sunday nights, Inside Notre Dame Football will feature a recap of the week's contest, Notre Dame player features and more. The show can be seen locally Sunday evenings on WNDU-TV following the late local news. It will also re-air on WNDU-TV the following Saturday morning at 6:30 a.m. as well as 90 minutes prior to kickoff of Notre Dame home games. All shows can also be viewed on www.und.com beginning on Monday of each week.

All Times Eastern

HIGH RETURNS ROLLING IN FOR IRISH OFFENSE

▶ The Irish offense returns an unprecedented high percentage of its 2008 offense. All 3,190 passing yards (including senior **Evan Sharpley's** 18 yards) return this fall as quarterback **Jimmy Clausen** guides the Irish attack again.

▶ Almost 99 percent of the rushing yards from 2008 return and over 89 percent of the receiving yards are available this year. In fact, Notre Dame totaled 4,616 total yards of offense in 2008 and only 17 yards of total offense will not suit up for the Irish this fall.

▶ The only skill-position players lost from the '08 squad are wide receiver David Grimes and fullback Asaph Schwapp.

Returning Irish Offense in 2009

Category	Returning Yards/Points	Pct.
Rushing	1,409 of 1,426 yards	98.8
Passing	3,190 of 3,190 yards	100.0
Receiving	2,850 of 3,190 yards	89.3
Scoring	303 of 321 points	94.4
Total Offense	4,599 of 4,616 yards	99.6
All-Purpose	5,730 of 6,205 yards	92.3

IRISH 2008 UNDERCLASSMEN AMONG NATION'S ELITE

▶ Notre Dame's freshmen and sophomores in 2008 proved to be not just the most productive classes in school history but also one of the best in the country. Led by sophomore **Golden Tate** and freshman **Michael Floyd**, Irish underclassmen (freshmen and sophomores) combined to record 2,793 receiving yards, third most in the nation.

Most Receiving Yards by Underclassmen in 2008

Yards	School
3,582	Texas Tech
3,524	Houston
2,793	Notre Dame
2,244	USC
2,214	Kansas

(according to STATS, LLC)

IRISH OFFENSE MOST IMPROVED IN 2008

▶ No offense improved more in 2008 when compared to the production in 2007 as Notre Dame's offensive attack. The Irish 112.83 yards-per-game improvement in 2008 was best in the nation, ahead of a list that included Oklahoma, Georgia and Penn State. Here is a look at last year's top 10 most improved offenses:

	School	2007	2008	Improvement
1.	Notre Dame	242.25	355.08	112.83
2.	Oklahoma	448.42	547.86	99.44
3.	Akron	311.67	369.67	85.00
4.	Eastern Michigan	337.50	417.50	80.00
5.	Rice	404.00	470.92	66.92
6.	Mississippi	345.25	407.62	62.37
7.	Houston	501.92	562.77	60.85
8.	Iowa State	326.92	386.83	59.91
9.	Georgia	375.62	426.00	50.38
10.	Penn State	400.08	448.92	48.84

**Notre Dame
Defensive Team Notes**

IRISH PITCH SHUTOUT

- ▶ Notre Dame posted its first shutout since blanking Rutgers 42-0 on Nov. 23, 2002 -- a span of 76 games.
- ▶ Notre Dame posted its first shutout in a season opener since blanking Maryland, 22-0, on Aug. 31, 2002.
- ▶ Notre Dame posted its first shutout in a season opener inside Notre Dame Stadium since Sept. 22, 1973 when the Irish beat Northwestern, 44-0.
- ▶ Nevada was shut out for the first time since Dec. 12, 2007 versus New Mexico. The shutout was also just the third in Hall of Fame coach Chris Ault's 25-year coaching career at Nevada. This comes after Nevada averaged 37.6 points, 509 total yards and 278 rushing yards per game (school record) last season.
- ▶ Notre Dame limited the Wolf Pack to 307 total yards and 153 yards rushing, well below their explosive output from a year ago, and, obviously, no points.
- ▶ Notre Dame was one of two FBS schools, Kentucky being the other, to shut out another FBS school in its season opener last week.

TENUTA AND BROWN'S BOYS MAKE QUITE AN IMPRESSION

- ▶ Nevada quarterback Colin Kaepernick not only threw two interceptions in the game after throwing just seven all of last year, but he also averaged only 3.9 yards per rush compared to his near 7.0 yards per carry average in 2008.
- ▶ Notre Dame forced three Wolf Pack turnovers, including two in the red zone, and denied another possible scoring opportunity for Nevada on a 4th and short stop.
- ▶ Notre Dame ranked 20th in the country in third down defense (32.76%). The Irish continued their success on third down against Nevada. Notre Dame limited the Wolf Pack to just 2-for-11 last weekend.
- ▶ The Irish red zone defense was equally impressive. Notre Dame did not allow Nevada any points despite the Wolf Pack's three trips in the red zone. The Irish were the only team in the FBS last week to deny their opponent points on three drives that crossed the 20-yard line.

TENUTA AWFULLY TOUGH IN SEASON OPENING GAMES

Notre Dame co-defensive coordinator and play-caller Jon Tenuta has had his way over his career in season-opening games. A Tenuta defense has limited its opponents to 14 points or less in 11 of his 16 years as a defensive coordinator.

NOTRE DAME'S DEFENSIVE IMPROVEMENT ALSO ONE OF BEST IN THE NATION

▶ The vast improvements were not exclusive to the offensive side of the ball. The Notre Dame defense also made major leaps from a season ago. Here is a look at last year's top 25 most improved scoring defenses:

Rank	School	2007	2008	Improvement
1.	Navy	36.4	22.0	14.4
2.	Northern Illinois	30.8	18.0	12.8
3.	Florida	25.5	12.9	12.6
4.	Minnesota	36.7	24.8	11.9
5.	Northwestern	31.0	20.2	10.8
6.	Florida International	39.1	28.3	10.8
7.	Tennessee	27.3	16.8	10.5
8.	Duke	33.2	23.4	9.8
9.	Rice	42.9	33.3	9.6
10.	Mississippi	28.5	19.0	9.5
11.	Nebraska	37.9	28.5	9.4
12.	Boise State	21.6	12.6	9.0
13.	Bowling Green	32.1	23.2	8.9
14.	Kentucky	29.6	21.5	8.1
15.	Ball State	28.3	20.5	7.8
16.	Alabama	22.0	14.3	7.7
17.	Baylor	37.0	29.3	7.7
18.	San Jose State	29.3	21.6	7.7
19.	TCU	18.7	11.3	7.4
20.	USC	16.0	9.0	7.0
21.	California	26.8	19.9	6.9
22.	Central Michigan	36.9	30.2	6.7
23.	Notre Dame	28.8	22.2	6.6
24.	Marshall	34.3	27.7	6.6
25.	Army	30.3	23.7	6.6

▶ Notre Dame was one of two schools (Mississippi the other) that ranked in the top 10 in most improved offense and top 25 in most improved scoring defense.

**Notre Dame Football
By The Numbers**

.737 - Notre Dame's winning percentage, the second-highest in college football history.

1 - Notre Dame is the only team, college or professional, to have all of its games broadcast nationally on the radio and is the only team to have all of its home games televised nationally (NBC).

6 - College Football Hall of Fame Coaches - Jesse Harper, Lou Holtz, Knute Rockne, Frank Leahy, Ara Parseghian and Dan Devine.

7 - Heisman Trophy Winners: Angelo Bertelli (1943), Johnny Lujack (1947), Leon Hart (1949), John Lattner (1953), Paul Hornung (1956), John Huarte (1964) and Tim Brown (1987).

10 - Alumni in the Pro Football Hall of Fame.

11 - National Championships - since the AP poll began in 1936 (1943-46-47-49-66-73-77-88), the most AP titles of any other school. The Irish also earned consensus national titles in 1924, 1929 and 1930 prior to the AP rankings.

12 - Unbeaten and untied seasons.

21 - Seasons in which the team has been voted the national champion by at least one selector.

29 - Bowl games in which the Irish have taken part.

31 - Unanimous first-team All-Americans -- more than any other school.

43 - College Football Hall of Fame Players.

79 - Different consensus All-Americans -- more than any other school.

99 - Percent graduation rate among football players who enter on scholarship and remain at least four years.

102 - Out of 120 years in which Notre Dame has finished with a winning record.

121 - Years of college football (including '09).

199 - Consecutive games streak televised nationally or regionally.

181 - Selections on All-America first teams.

206 - Consecutive sellouts at Notre Dame Stadium.

317 - Appearances by the Irish on network television -- more than any other school and more than the next two combined.

832 - All-time victories, third all-time in college football.

Notre Dame Football Replay Affiliates

NY/NJ/PA/CT	YES Network
Ill/IN/IA/WIS	Comcast SportsNet Chicago
Chicago LP	W24AW TV 24
Chicago LP	W18AT TV 18
Chicago LP	W54BK TV 54
Atlanta (GA/FLA)	Comcast Sports Southeast
NC/PA/DC/MD/DEL/VA/WVA	Mid-Atlantic Sports Network
Cleveland and Ohio	SportsTime Ohio
Cleveland LP	WIVM TV & CABLE 52
Nashville Dropin	WKAG TV 43
Columbus, OH LP	WIVN TV 29 & CABLE 99
Louisville	WYCS TV & CABLE 24
Providence (RI&Conn)	Cox Sports
N.Orleans-ARK/FL/LA	Cox Sports Television
Wichita-Hutchinson	KGPT-TV 49
Roanoke	WDRL TV 24
Roanoke LP	WYAT TV & CABLE 40
Rochester, NY	WRWB TV 16/TW SpNet
Huntsville LP	WYAM TV 56 & CABLE 21
South Bend	CW25
Evansville-Jasper	WJTS TV 27
Youngstown Cable	TJC Cable 99
Bangor (ME) LP	WBGR TV 33 & Cable 9
Binghamton LP	WBPN TV 8
Clarksburg LP	WTKM TV & Cable 44
Direct TV-WHT National	DIRECT TV 321
Sky Angel IPTV-National	

Inside Notre Dame Football Replay Affiliates

New York (NY/NJ/CN/PA)SNY Sports Net New York	Yes Network
Chicago LP	W54BK TV 54
Chicago LP	W18AT TV 18
Chicago LP	W24AW TV 24
Chicago (IL/IN/IA/WI)	Comcast SportsNet Chicago
FLORIDA	Sun Sports Network
DC/DEL/MD/NC/PA/VA/WVA (MASN)	Mid Atlantic Sports Network
IL/IN/MO/NE/KA/IA	Fox Sports Midwest
New England	New England Sports Network (NESN)
Cleveland & all Ohio	SportsTime Ohio (Indians)
Cleveland LP	WIVM TV & CABLE 52
Pittsburgh	Fox Sports Pitt (PA,WV,NY,MD,OH)
Columbus, OH LP	WIVN TV 29 & Cable 99
Louisville	WYCS TV & CABLE 24
Providence (RI&Conn)	Cox Cable Sports
New Orleans	WLAE-TV
Fresno	KNXT-TV
Wichita	KGPT TV49
Roanoke	WDRL TV 24
Roanoke LP	WYAT TV 40 & Cable 99
Toledo	WMNT-TV
Rochester, NY	WRWB TV 16/Time Warner SportsNet
Shreveport	KSHV TV 45
Huntsville LP	WYAM TV 56 & CABLE 21
South Bend-Elkhart	WNDU-TV
Evansville-Jasper	WJTS TV 27
Youngstown	TJC Cable 99
Binghamton LP	WBPN TV 8
Direct TV WHT-National	DIRECT TV 321
Sky Angel-IPTV-National	
Comcast On-Demand Worldwide	Notre Dame On-Demand und.com

IRISH DEFENSE STINGY OUT OF THE GATE

- ▶ Notre Dame was quite impressive defensively coming out of the locker room in 2008. The Irish only allowed three touchdowns in the first quarter in 2008 and just one over their last nine games. Notre Dame continued that trend, blanking Nevada last weekend over the first 15 minutes.
- ▶ The Irish have allowed just 19 points in the first quarter over their last 10 games.
- ▶ Notre Dame has surrendered just 61 total first half points over the last eight games.

Notre Dame Special Teams Notes

KICKOFF RETURN DEFENSE UNIT PICKS UP WHERE LEFT OFF IN '08

- ▶ Notre Dame led the NCAA FBS in kickoff return defense last season allowing only 16.5 yards per return and became the first Irish special teams unit to lead the nation in this category. It was also the first time Notre Dame led the NCAA in a statistical category since 1988. What made the feat even more impressive was the fact that the Irish registered just one touchback during the season. The 16.5 yards allowed on kickoffs was the best by a Notre Dame squad since 1975 when that team permitted only 14.9 yards per kick return.

	2007	2008	Improvement
Kickoff Return Defense	22.75 (89th)	16.38 (1st)	6.37 yards (28.5%)

- ▶ The Irish did not miss a beat in the opening-season victory over Nevada. Notre Dame limited the Wolf Pack to just 17.6 yards per return last week.

IRISH SPECIAL TEAMS HAVE SHINED OVER PAST FOUR SEASONS

- ▶ Notre Dame's special teams have been solid over the past four seasons and have made critical plays to help turn games several times since 2005.
- ▶ Irish special teams have scored seven touchdowns, forced seven turnovers and deflected or blocked 22 kicks in the past four years.
- ▶ Notre Dame has scored three TDs on punt returns, one on a kickoff return, one on a blocked punt return, one on a blocked field goal return and one on a fake field goal.
- ▶ The Irish have tallied 10 blocked punts, nine blocked field goals and three blocked PATs since 2005.
- ▶ Over the past four years, Notre Dame has averaged 10.0 yards per punt return, allowed 7.6 yards on punt returns and permitted 19.9 yards on kickoff returns.

Notre Dame Miscellaneous Team Notes

BOBBY BURGER, ERIC MAUST AWARDED FOOTBALL SCHOLARSHIPS

Notre Dame tight end Bobby Burger and punter Eric Maust were awarded scholarships for the 2009-10 school year, head coach Charlie Weis announced Monday.

Maust filled in at punter during the 2007 season and averaged a team-high 42.1 yards on 21 punts, landing nine inside the 20 with only one touchback. He took over as the Irish full-time punter in 2008. Maust appeared in all 13 games and booted the ball 54 times for 2,218 yards (41.1 avg.). He also dropped 16 balls inside the 20-yard line. He boomed eight punts over 50 yards and only allowed four balls to result in touchbacks. Maust is also one of the top pitchers for Notre Dame's baseball team and recorded a 6-3 record this past spring. He is enrolled in the Mendoza College of Business, majoring in finance.

Burger, who sat out last fall after transferring from Dayton, joined the Irish as a walk-on prior to the start of the 2008 season. After redshirting the 2006 season at Dayton, Burger earned a letter by playing in all 12 of the Flyers' games in 2007 as a defensive end. He registered 22 tackles, a team-high eight sacks and 11 tackles for loss. In 2006, he was named Dayton's scout team defensive player of the year. With the Irish, Burger is listed third on the depth chart at tight end. He is majoring in economics and is set to graduate in December 2010. Burger's father, Bob Burger, was on the 1977 national championship team at Notre Dame and played offensive guard for the Irish from 1978-80.

NOTRE DAME TO FACE SYRACUSE AT NEW MEADOWLANDS STADIUM IN 2014, 2016

Syracuse University Director of Athletics Dr. Daryl Gross and CEO of New Meadowlands Stadium Company Mark Lamping announced that the New Meadowlands Stadium will host Syracuse University and Notre Dame in 2014 and 2016.

The Orange will face the Irish twice, including September 27, 2014 and September 3, 2016. The Orange will be the home team in each contest at the new stadium.

The Orange has a four-game series against Notre Dame. Syracuse will travel to South Bend for games on November 21, 2015 and October 7, 2017.

Upon completion in 2010, New Meadowlands Stadium will seat 82,500 fans, including 9,500 club seats and 222 luxury suites. It will be the third-largest stadium in the National Football League.

"The scheduling of these highly anticipated Syracuse games versus USC and Notre Dame means the best of college football will be in the best venue for football and stadium events," said Woody Johnson, Chairman and CEO of the New York Jets. "Local fans and alumni, as well as our premium suite and club seat holders, will have many more opportunities like this to experience in the New Meadowlands Stadium."

"The history of college football at Meadowlands runs deep, dating back to the Garden State Bowl in the 1970s and Kickoff Classics in the 1980s," said John Mara, co-owner of the New York Giants. "I am thrilled to continue this long-standing tradition, and to watch it grow at our new home."

NOTRE DAME INTRODUCES IMPROVEMENTS TO FOOTBALL WEEKEND EXPERIENCE

A variety of improvements to the University of Notre Dame football game-day experience have been instituted for the 2009 season in the areas of hospitality, communication, and safety and security.

The new game-day initiatives are born out of an ad hoc committee's study during the last academic year, and its subsequent report in the spring to Notre Dame's president, Rev. John I. Jenkins, C.S.C.

Assistant vice president for University events and protocol Mike Seamon, who in April was named director of football game-day operations, is leading the effort to implement improvements to Irish football weekends.

Hospitality improvements for 2009 home football weekends include:

- ▶ "Rally on the Green," a hospitality village located on Irish Green (adjacent to the south side of the DeBartolo Performing Arts Center), will be in operation from 3 to 6:30 p.m. Friday and 10 a.m. to one-half hour before kickoff for each home game. Access to the area will be free of charge and open to the public. It will feature entertainment on a main stage (including bands and speakers), plus roaming "kid-friendly" entertainment throughout the grounds. Food and beverages (including alcohol) will be available for purchase, and Follett's and other vendors will be on site.
- ▶ The hospitality village will close in time for the pep rallies, which are scheduled to begin at 6:30 p.m. on Friday evenings. Due to the renovation of the Joyce Center, pep rallies will be held in several locations, as follows:
 - ▶ Sept. 4 (Friday), Nevada - on South Quad as part of the annual Dillon Hall rally
 - ▶ Sept. 10 (Thursday), Michigan - an on-campus event at the Stepan Center for the Sept. 12 road game at Ann Arbor
 - ▶ Sept 18 (Friday), Michigan State - on Irish Green
 - ▶ Oct. 2 (Friday), Washington - on Irish Green
 - ▶ Oct. 16 (Friday), USC - tentatively Notre Dame Stadium
 - ▶ Oct. 23 (Friday), Boston College - on Irish Green
 - ▶ Nov. 6 (Friday), Navy - on Irish Green
 - ▶ Nov. 20 (Friday), Connecticut - in Purcell Pavilion at the Joyce Center
- ▶ On home football Fridays, fans will be able to enter the north end of Notre Dame Stadium between 10 a.m. to 5 p.m. and walk down the tunnel to the field for photo opportunities. The only time the tunnel would be unavailable would be when any visiting teams conduct Friday practices or walkthroughs.
- ▶ A corps of Notre Dame guest service representatives, identifiable by green blazers, will be stationed around the campus beginning at 9 a.m. on game days to answer questions, offer maps and lists of activities and otherwise be of assistance to fans.
- ▶ The University has created a sportsmanship document that outlines ND Game-Day Courtesy Guidelines, including the rights and responsibilities of all fans. Additional signage will be available in parking lots and at Notre Dame Stadium gates to encourage positive fan behavior.
- ▶ Ticket scanners will be utilized at Notre Dame Stadium for the first time to ease entrance into the facility for fans attending games.
- ▶ A public parking option for up to 2,000 vehicles on the nine-hole Notre Dame Golf Course was previously announced. Located on the southwest corner of the campus, the course (once known as the Burke Memorial Golf Course) will offer two parking entrances - one on Angela Boulevard and another on Dorr Road. The parking will be of the drive-up variety, with no parking passes sold in advance for this area. The price will be \$40. Football game tickets must be shown for entrance to the parking areas on the course. The parking area, as with all other Notre Dame football parking areas, will open at 8 a.m. Eastern time on game days. Tailgating will be permitted. If inclement weather makes the course unavailable, there will be signs to that effect at Exit 77 of the Indiana Toll Road and at entrances to the course. Only passenger vehicles will be permitted to park in this new area; no recreational vehicles, limousines, large trucks, buses or motorcycles will be admitted. All vehicles must exit the course by three hours after each game, so the course can be prepared for play on Sundays. Any vehicles remaining three hours after the conclusion of a game will be towed.

From a safety and security perspective, new initiatives include:

- ▶ In an effort to encourage appropriate behavior, fans will be able to utilize a new text messaging system to report any instances of unruly or disruptive behavior in conjunction with home games, including inside Notre Dame Stadium. The system will be in place beginning at 8 a.m. on Saturdays. Fans can simply text 41513 and type into the message the word "Irish" followed by a space, followed by a brief description of the issue and its location. Ushers, public safety personnel and/or University officials will respond as needed.
- ▶ The University's no trespass order has been reviewed and a new policy will go into effect beginning in the 2009 season. People who are disruptive on game days risk being issued a one-day Game Day Ban and will be prohibited from remaining on campus for the duration of the day. This does not change the University's policy with respect to those who commit criminal or seriously offensive acts on campus, who are subject to being issued a full no trespass notice.

- ▶ The University will continue to work with its community partners to provide the safest and most welcoming and enjoyable environment possible on game days - including a newly designed integrated command center in Notre Dame Stadium to respond to any issues.

Communications initiatives include:

- ▶ A new, enhanced football game-day Web site titled "Game Day: A Legendary Experience" will be available at gameday.nd.edu. A one-stop resource, the site will include information on pep rallies, special speakers on campus, parking, the Friday luncheon, the band and everything else that occurs on a home football weekend.
- ▶ Fans will be provided a variety of ways to provide feedback on their game-day experiences - including via the game day Web site and a toll-free phone number, 877-ND1-FANS.

BIG EAST CONFERENCE REACHES AGREEMENT WITH CHAMPS SPORTS BOWL

The BIG EAST Conference has reached a four-year agreement with Florida Citrus Sports and the Champs Sports Bowl to send a team to the Orlando, Fla., game beginning in the 2010 season.

The Champs Sports Bowl will have the first selection from the BIG EAST after the league's BCS representative has been determined. The BIG EAST's opponent for the game for 2010-13 is to be determined. The payout to the BIG EAST could reach \$2.4 million.

"We are thrilled to be a partner with the Champs Sports Bowl," said BIG EAST Commissioner John Marinatto. "I know our schools are very excited about the agreement. Orlando is an outstanding destination for our teams and fans. It's going to be a great experience for everyone. The Champs Sports Bowl is an outstanding addition to the BIG EAST bowl lineup."

"We are very excited about gaining another top pick through the BIG EAST and Notre Dame," said Steve Hogan, CEO of Florida Citrus Sports. "If we are successful in signing our other planned selections, it will be tough to argue that Orlando doesn't deliver the best week of the college football postseason."

The Champs Sports Bowl will have the opportunity to select Notre Dame once during the four-year agreement.

The dates for the Champs Sports Bowl will remain Dec. 27, 28 or 29. The game will have an exclusive window on ESPN.

BIG EAST teams compiled a 4-2 bowl record in 2008 and a 12-4 mark over the last three years. The league has proved to be extremely balanced in recent years. Four teams have won or shared the conference crown over the last three seasons. Cincinnati won the title outright in 2008. West Virginia and Connecticut shared the crown in 2007. Louisville won in 2006. Rutgers and USF have appeared in bowl games in each of the past four years. This season, the BIG EAST media poll tabbed Pittsburgh to finish first.

Since 1994, the BIG EAST has had a relationship with the Gator Bowl that has included the conference's top selection after the BCS representative has been determined. "We have been fortunate to have had a long and fruitful partnership with the Gator Bowl for 16 years," said Marinatto. "We enjoyed the relationship, but our athletic directors and head football coaches were unanimous in the decision to forge a deal with the Champs Sports Bowl."

EVAN SHARPLEY TEARS UP ARIZONA ROOKIE LEAGUE

University of Notre Dame senior quarterback **Evan Sharpley** returns to campus for his fifth year of eligibility following an outstanding summer with the Seattle Mariners' Arizona League rookie ball club.

Sharpley led the team in games played (37), runs scored (31), hits (44), doubles (12), home runs (seven), RBI (29), total bases (81), walks (21), slugging percentage (.614) and batting average (.333). He also ranked among the top 10 in the entire league in games played (t-1st), home runs (t-3rd), total bases (t-3rd), hits (4th), walks (t-3rd), slugging percentage (4th), OPS (4th), doubles (t-4th), on-base percentage (t-4th), runs (6th), RBI (7th) and batting (10th).

Sharpley was selected in the 50th round of the 2009 MLB First-Year Player draft by the Mariners.

NOTRE DAME-ARMY RIVALRY RENEWS IN 2010 AT YANKEE STADIUM

Notre Dame and Army - two staples of the national sports scene when they met 21 times between 1925 and 1946 at the original Yankee Stadium, the home of the New York Yankees - will renew that historic collegiate rivalry for the 50th time on Nov. 20, 2010, when the Fighting Irish and Cadets meet in the first football game to be played at Yankee Stadium in the Bronx, N.Y.

The game will be the second of a series of "off-site" home football games for Notre Dame in which the Irish are taking games that could be played at Notre Dame Stadium and moving them to venues around the country. The first of those will take place Oct. 31, 2009, when Notre Dame and Washington State meet at the Alamodome in San Antonio, Texas. Notre Dame and Arizona State are slated to meet in 2013 at the Dallas Cowboys' new stadium in Arlington, Texas.

NBC Sports is expected to televise the Notre Dame-Army game on a national basis in prime time.

"Any student of Notre Dame football history knows the meaning of the Notre Dame-Army rivalry and, in particular, the history of that rivalry at Yankee Stadium," said Notre Dame athletics director Jack Swarbrick.

"It's fitting that a Notre Dame-Army game will be the first football event in this fabulous facility - and it's also fitting that the 50th meeting in this great rivalry will take place in a venue with such great tradition for both programs."

"As a longtime Yankee fan, I'm thrilled to have the opportunity for Notre Dame to be a part of this event. I think this will be the kind of game that our players will remember long after it's over," said Notre Dame football coach Charlie Weis.

"We are very excited about the prospect of airing the 50th all-time game of one of the great rivalries in college football history," NBC Sports president Ken Schanzer said. "The fact that next year's game will be played in one of the greatest venues only adds to what should be an unforgettable evening."

Notre Dame expects to make tickets available to its contributing alumni and fans through its alumni lottery as it does with all other football games. Army will receive an allotment of tickets as the visiting team. Approximately 47,000 seats are expected to be available for football at Yankee Stadium.

While Notre Dame and Army have met on 49 previous occasions, the heyday of the rivalry came in the mid-1940s. Over four straight seasons from 1943 through 1946, both Notre Dame and Army came into their Yankee Stadium matchup ranked fifth or higher in that week's Associated Press poll. The Irish came into the '43 game ranked number one, then Army brought the top ranking into the contest in '44, '45 and '46. Top-ranked Notre Dame defeated #3 Army 26-0 in '43. Top-rated Army vanquished #5 Notre Dame 59-0 in '44 and #2 Notre Dame 48-0 in '45. Then, in '46, came the famous 0-0 tie between #1 Army and #2 Notre Dame - made legendary by John Lujack's well-chronicled saving tackle of Cadet star running back Doc Blanchard late in the game.

In the 1940s alone, Notre Dame claimed consensus national titles in '43, '46, '47 and '49 - while Army won national titles in '44 and '45. In that same decade of the '40s, Notre Dame produced three Heisman Trophy winners in Angelo Bertelli ('43), Lujack ('47) and Leon Hart ('49), while Army produced two in Blanchard ('45) and Glenn Davis ('46). The Notre Dame-Army matchups at New York's Yankee Stadium had much to do with creating the term "subway alumni" for Notre Dame alumni and fans that utilized that mode of transportation to attend the games.

Notre Dame leads the all-time series with Army 37-8-4 - including a 14-5-3 record at the original Yankee Stadium. Previous Yankee Stadium games between the Irish and Cadets came in 1925-29, 1931-46, and 1969 (the 100th anniversary of college football). The teams first met in a historic 35-13 Irish victory in 1913 at West Point. Notre Dame holds an 8-1 edge in meetings at Notre Dame Stadium, the most recent in 2006. The rivalry also has featured one game each at Ebbets Field in Brooklyn (1923), the Polo Grounds (a 13-7 Irish victory in '24 at which Grantland Rice coined the Four Horsemen nickname), Soldier Field in Chicago ('30), in Philadelphia ('57), Shea Stadium in New York ('65) -- and three at Giants Stadium in the New Jersey Meadowlands ('77, '83 and '95).

Notre Dame also played at the original Yankee Stadium in 1949 against North Carolina (a 42-6 Irish victory) and in 1963 versus Syracuse (a 14-7 Orange win). Those contests, combined with the matchups against Army, give the Irish an overall 15-6-3 mark in previous Yankee Stadium games.

Other New York-area Notre Dame football appearances came at the Polo Grounds in 1921 (versus Rutgers) -- and at Giants Stadium in 1980, '82, '84, '90, '92 and 2004 (all against Navy), in '89 against Virginia and in 2002 against Maryland (both in the Kickoff Classic). The Irish also played at Rutgers in 2000.

IRISH LEGENDS FOOTBALL TEAM RUN OVER JAPAN NATIONAL TEAM, 19-3

Notre Dame won a football game today halfway across the world in typical Lou Holtz fashion. The Irish dominated the line of scrimmage, ran for nearly 300 yards, needed only one pass completion -- and got all kinds of help from an opportunistic defense.

All that translated into a 19-3 Irish Legends victory over the Japan National team in front of 21,080 at the Tokyo Dome.

Japan claimed an early 3-0 lead, but it was all Irish from there.

Jay Vickers earned the Notre Dame MVP award after running for 139 yards, 77 of them on one run to the Japan two that set up the first Irish touchdown and gave Notre Dame a lead it never gave up.

Meanwhile, Ambrose Wooden earned some sort of iron man award, playing the second half at quarterback and most of the final two periods on defense as well. He ran for 22 yards, completed the only pass of the night for Notre Dame and made a solo tackle.

Linebacker-turned-fullback Brandon Hoyte added another 46 yards on the ground, while Tony Rice ran for 34, all in the opening half. Japan had more first downs (17-13), but Notre Dame held the home team to 236 total yards, 57 net rushing yards and 179 through the air on 20-of-45 passing with two interceptions (Ron Israel, Mike Goolsby). The Irish knocked down another four passes at the line of scrimmage.

Ivory Covington led the defense with six tackles, while Goolsby had three and five other players had a pair. Anthony Brannan, Greg Pauly, Melvin Dansby had tackles for losses, and Matt Hasbrook recorded a safety by tackling the Japanese quarterback in the end zone after a Geoff Price punt had been downed at the Japan one.

Japan took the opening kickoff deep into Irish territory, but on fourth and one on the Notre Dame 19 at 9:34, Brian Magee made the stop to give the Irish the football.

The Irish couldn't move the ball behind quarterback starter Ambrose Wooden, and Japan started over from its 48 with 7:10 on the clock. After the home team missed a potential completion on third down, Japan's Daisuke Aoki converted on a 30-yard field goal for a 3-0 Japan lead at the 3:56 mark.

An interception by Israel on the first play of the second period set up the Irish on the Japan 41. Rice gained 16 yards on first down - and after Hoyte was stopped at the Japan 20 on third down, Scott Cengia knocked through a 37-yard field goal to tie the game at 3-3 with 12:32 left in the second.

Notre Dame's defense came up with two consecutive stops that forced punts -- and the Irish took over at their own 21 with 6:53 remaining in the second period. On first down Vickers headed hard around the right side and 77 yards later was pushed out of bounds. On second down, Rice ran it in to make it 10-3 at the 5:49 mark. And that's how the half ended.

The Irish gained only 24 yards on their opening second-half possession to the Japan 44. But Geoff Price's punt was downed at the one and on second down Matt Hasbrook nailed the Japan quarterback in the end zone for a safety.

Notre Dame's Cengia missed a 44-yard field goal and Japan's Aoki did the same from 44. Then on Japan's first down, Goolsby grabbed off Shun Suguwara's pass at the Japan 40 and returned it to the eight. An offside penalty advanced the Irish cause, and Vickers took it in from the two on second and goal on a pitch from Wooden to complete the scoring.

Notre Dame simply ran out the clock in the final period. One possession featured 13 straight rushing plays -- as the Irish went from their own 12 to the Japan 19 before surrendering the football after a fourth-down miss - but not before holding the ball for 8:19.

Notre Dame finished with a possession time edge of 36:18 to 23:42, including holding the ball for more than 21 minutes of the second half (11:46 in the third period alone).

Once the game ended, both coaches were interviewed live and shown on the video board at the Tokyo Dome.

Holtz talked to the entire Japan squad after the game, with dozens of cameras recording the action. There were formal presentations of trophies to the winning teams and the MVPs.

Gary Godsey was not in uniform after an early-week leg injury sidelined him. Tony Rice, despite leg and calf issues, looked good in warm-ups after not being able to practice on Thursday. Fullback Ray Zellars struggled during warm-ups, also with leg problems. Then, on the first play from scrimmage, defensive end Chris Frome came off with a left leg injury and never returned (by halftime he wore a brace). Jason Beckstrom tore an Achilles tendon on the first series and will require surgery and Marcus Thorne suffered an apparent concussion.

About 35 Japanese team cheerleaders in white go-go boots led the home fans, with GO JAPAN on the scoreboard.

One scoreboard shot showed five Japanese businessmen holding a sign that said "Ambrose #22." Five signs in Japanese hung over the right-field wall behind the Japan bench.

BOULAC RETIRES AFTER DISTINGUISHED TENURE WITH NOTRE DAME ATHLETICS

University of Notre Dame assistant athletics director Brian Boulac, with 40 years of experience on the Notre Dame athletic staff behind him as both a full-time coach and administrator, has announced his retirement.

He originally came to Notre Dame in 1959 to play football, earned both bachelor's and master's degrees from the University -- then returned to campus to coach first football, later softball, and also serve 24 years with the Notre Dame athletic administration.

From the time he enrolled as a freshman at Notre Dame in '59 through the 2008 season, Boulac saw (or played in) every Notre Dame home football game for 50 consecutive seasons (282 games).

"Considering his long and valuable efforts as a player, a coach and as an administrator, I don't think it's possible to find anyone on campus who has made more contributions to athletics at Notre Dame than Brian Boulac has made over the past five decades," said Notre Dame athletics director Jack Swarbrick.

"We will miss Brian dearly, as much as anything because of the relationships he has maintained over the years with former football players and others close to our athletics program. He has been a tremendous ambassador for the University, particularly for athletics," said Notre Dame president Rev. John I. Jenkins, C.S.C.

Boulac matriculated at a time when freshman were not eligible to play on the varsity -- and he wore a leather helmet during that first season in '59. A three-year member of the varsity football team, he earned a monogram as a sophomore player at Notre Dame in 1960. Following his graduation from the University in 1963, he had a tryout with the NFL's St. Louis Cardinals, but elected to stay on campus as a graduate assistant coach under interim head coach Hugh Devore in 1963. Ara Parseghian retained him as a graduate assistant from 1964-67 and Boulac served as assistant freshman football coach in 1966-67 (helping the 1966 varsity team win a national championship).

Boulac participated in ROTC as an undergraduate and fulfilled his active duty commitment by serving 20 months in the Army Medical Service Corps at Fort Sam Houston in San Antonio, Texas, from June 1968 through January 1970.

Parseghian brought him on staff as an offensive line coach on Feb. 1, 1970. Over the next 13 years at various times, Boulac coached the offensive and defensive lines, receivers and special teams under

Parseghian, Dan Devine and Gerry Faust. He spent the last seven years of his coaching career as recruiting coordinator for the football program. In its March 3, 1975 issue, Time recognized his recruiting technique in an article entitled "Brian's Pitch."

He also served as administrative assistant to Devine for two years and as assistant head coach for two years under Faust. Boulac was a member of the coaching staff for eight seasons that culminated in post-season bowl appearances, including six Irish victories (three Cotton, one Orange, one Sugar, one Gator). In addition, he was the offensive line coach on Notre Dame's 1973 and 1977 national championship teams. In 1999 the All-American Football Foundation honored him for his years of service as an assistant coach.

Among the Irish All-America standouts he coached were guard Larry DiNardo, tackle John Dampier, guard Gerry DiNardo, tackle Steve Sylvester, guard Ernie Hughes, center David Huffman, tackle Tim Foley and center John Scully.

Boulac is currently in his 24th year of working in the day-to-day operation of the Notre Dame athletic administration. After 13 years as a member of the Irish football coaching staff, at the invitation of athletic director Gene Corrigan, Boulac moved into the administrative ranks in March 1983 working with all of the Notre Dame athletic teams.

As the administrative staff expanded, Boulac served as an administrator for various Irish teams, including men's and women's track and field and cross country, men's and women's swimming and diving, softball, hockey, volleyball, baseball, and men's and women's fencing -- with the fencing program earning national championship honors in 1986 (men), 1987 (women), 1994, 2003 and 2005 (the last three combined). Boulac was an eight-year member of the NCAA Division I Fencing Committee and served as chairman of that committee in 1996-97. He is a member of the United States Fencing Association college and high school advisory committee. He worked the fencing venue at the 1996 Summer Olympic Games in Atlanta, Ga.

Boulac spent four seasons (1989-92) as the first head coach of the Notre Dame women's softball team. During his tenure, he guided the Irish to four 30-win seasons, including Midwestern Collegiate Conference tournament titles in 1990 and 1991, and the league's regular-season title in 1992. In 1989, the first varsity season for the program, he was selected as MCC Coach of the Year.

While also serving as the general manager of the Joyce Center in recent years, Boulac has been responsible for the day-to-day operations of the building, including personnel management, budget management, crowd control, technical services, custodial services and special events.

Boulac has been a member of the Edward W. Moose Krause Chapter of the College Football Hall of Fame since 1983, chairing the scholarship committee since 1985. The Chapter honored him for his contributions to football in 1991.

In 2006 Boulac received the James E. Armstrong Award for distinguished service to the University -- and on the same weekend he was honored by many of his players and friends when a plaque with his name was placed on a football locker in the new Guglielmino Athletics Complex.

Born May 8, 1941, in Walla Walla, Wash., Boulac and his wife Micki (a 1983 graduate of the Notre Dame Law School) have four daughters, all of whom are Notre Dame graduates: Dawn, Denise, Debbie and Dyan, three of whom (Dawn softball, Debbie softball and Dyan volleyball) earned varsity monograms.

Notre Dame vs. Michigan Series History

Michigan leads 20-15-1

In Notre Dame: Series is tied 8-8-1
In Ann Arbor: Michigan leads 11-7-0
Neutral: Michigan leads 1-0-0
Longest Notre Dame Win Streak: Four (1987-90)
Longest Michigan Win Streak: Eight (1887-1909)
Largest Victory: 23 (35-12), 1943 in Ann Arbor
Largest Defeat: 38, twice (0-38), 2003, 2007 in Ann Arbor

Site	Year	Rank	W/L	ND	UM
*	1887		L	0	8
*	1888		L	6	26
*	1888		L	4	10
	1898		L	0	23
	1899		L	0	12
	1900		L	0	7
T	1902		L	0	23
	1908		L	6	12
	1909		W	11	3
*	1942	4-6	L	20	32
	1943	1-2	W	35	12
*	1978	14-5	L	14	28
	1979	9-6	W	12	10
*	1980	8-14	W	29	27
	1981	1-11	L	7	25
*	1982	20-10	W	23	17
	1985	13-	L	12	20
*	1986	-3	L	23	24
	1987	16-9	W	26	7
*	1988	13-9	W	19	17
	1989	1-2	W	24	19
*	1990	1-4	W	28	24
	1991	7-3	L	14	24
*	1992	3-6	T	17	17
	1993	11-3	W	27	23
*	1994	3-6	L	24	26
	1997	-6	L	14	21
*	1998	22-5	W	36	20
	1999	16-7	L	22	26
*	2002	20-7	W	25	23
	2003	15-5	L	0	38
*	2004	-8	W	28	20
	2005	20-3	W	17	10
*	2006	2-11	L	21	47
	2007		L	0	38
*	2008		W	35	17

* home games T game played in Toledo

Notre Dame vs. Michigan Statistics (2009 Statistics)

Notre Dame	Category	Michigan
35.0	Points Per Game	31.0
20	First Downs	24
8	By Rushing	13
11	By Passing	11
1	By Penalty	0
178	Rushing Yards	242
41	Rushing Attempts	50
4.3	Yards Per Rush	4.8
1	TDs Rushing	1
178.0	Rushing Yards Per Game	242.0
332	Passing Yards	197
17-20-0	Completions-Attempts-INT	15-28-1
332.0	Passing Yards Per Game	197.0
4	TDs Passing	3
23.0	Kick Return Average	20.5
11.0	Punt Return Average	8.0
3-35	Penalties-Yards	8-72
0-0	Fumbles-Lost	1-0
33:40	Time of Possession	34:20

MICHIGAN HEAD COACH RICH RODRIGUEZ

Rich Rodriguez is in his second season as head coach of the nation's all-time winningest football program. Rodriguez was announced as the 18th head coach in U-M football history on Dec. 17, 2007. He is just the 11th head coach in the 107 years since Fielding H. Yost made his debut in 1901.

Rodriguez arrived at Michigan after spending seven years as head coach at West Virginia University where he led the Mountaineers to a 60-26 record, four Big East titles and six consecutive bowl game bids. In 2005, he was named to the American Football Coaches Association Board of Trustees.

Following a 10-2 (5-2 Big East) season in 2007 in which his team won the Big East title and a BCS berth, Rodriguez was named the AFCA Region I Co-Coach of the Year, sharing the honor with Boston College's Jeff Jagodzinski. It was Rodriguez's second such honor after being recognized by the AFCA in 2003. He was a finalist for the 2007 Liberty Mutual Coach of the Year Award, which honors the college football coaches who best exemplify responsibility and excellence on and off the field. Rodriguez was also the 2003 and 2005 Big East Coach of the Year.

Under Rodriguez's guidance, WVU claimed four Big East championships in five years (2003, '04, '05, '07) and recorded three consecutive seasons (2005-07) with double-digit victories for the first time in school history. The Mountaineers recorded at least eight wins in each of his last six seasons, and from 2002-07, accumulated a record of 57-16, winning 78.1 percent of their games.

A QUICK LOOK AT THE WOLVERINES LAST WEEK

ANN ARBOR, Mich. (AP) -- Rich Rodriguez refused to make it about him.

Tate Forcier threw three touchdown passes and Denard Robinson ran for a score before halftime, leading the Wolverines to a 31-7 win over Western Michigan.

With Michigan coming off a school-record nine losses, Rodriguez's freshmen quarterbacks helped the Wolverines (1-0) look better on offense than they ever did last year in his debut season with college football's winningest program.

Forcier was 13-of-20 for 179 yards, and two of his three TD passes went to Junior Hemingway. Chad Henne and Rick Leach are the only freshmen QBs to start an opener for the Wolverines in three-plus decades.

"I don't get nervous," Forcier said. "Never have, and I don't think I ever will."

Robinson -- whose nickname is "Shoelace" because he doesn't tie his laces -- juiced a couple defenders on a 43-yard TD run.

The Wolverines dropped their previous two openers, losing to Utah in Rodriguez's Michigan debut and getting stunned by Appalachian State to begin Lloyd Carr's last season on the sideline.

The storied venue was buzzing before kickoff. The Wolverines maintained the atmosphere by holding Western Michigan to a three-and-out and getting off to a strong start offensively.

On his first drive in college, Forcier moved around and up in the pocket and improvised on a 28-yard TD pass on the run to Hemingway.

Robinson replaced Forcier late in the first quarter and showed the speed that earned him playing time, zigzagging around Broncos on an electric TD run. Robinson finished with 74 yards rushing and completed 2 of 4 passes for 18 yards.

Forcier connected with Kevin Koger for a 7-yard TD early in the second quarter and lobbed a perfect pass to Hemingway, hitting him in stride on a 44-yard TD pass that put the Wolverines ahead 31-0 with 3:17 left in the first half.

Hemingway had five receptions for 103 yards and two TDs and Koger had three catches, including a one-handed snag in the fourth quarter, for 32 yards and a score.

2009 MICHIGAN RESULTS (1-0 OVERALL, 1-0 BIG TEN)

Sept. 5	Western Michigan	W	31-7
Sept. 12	Notre Dame	3:30 p.m.	ABC
Sept. 19	Eastern Michigan	Noon	BTN
*Sept. 26	Indiana	Noon	TBA
*Oct. 3	at Michigan State	TBA	TBA
*Oct. 10	at Iowa	8:00 p.m.	ABC/ESPN
Oct. 17	Delaware State	TBA	TBA
*Oct. 24	Penn State	TBA	TBA
*Oct. 31	at Illinois	TBA	TBA
*Nov. 7	Purdue	TBA	TBA
*Nov. 14	at Wisconsin	TBA	TBA
*Nov. 21	at Ohio State	TBA	TBA

* Big Ten conference games

Notre Dame vs. Big Ten Schools

School	Won	Lost	Tied	Pct.
Illinois	11	0	1	1.000
Indiana	23	5	1	.810
Iowa	13	8	3	.604
Michigan	15	20	1	.431
Michigan State	44	27	1	.618
Minnesota	4	0	1	1.000
Northwestern	37	8	2	.809
Ohio State	2	3	0	.400
Penn State	9	9	1	.500
Purdue	52	26	2	.663
Wisconsin	8	6	2	.563
TOTALS	218	112	15	.654

NOTRE DAME - MICHIGAN SERIES NOTES

► This year's meeting will mark the 37th meeting between Notre Dame and Michigan, with the Wolverines holding a 20-15-1 series lead. Notre Dame has captured four of the last five meetings in Notre Dame, but Michigan has walked away with victories in four of the last five games in Ann Arbor (see page 23 for recap). The Irish own a 7-11-0 record against Michigan in Ann Arbor.

► The first meeting between the two schools took place during the 1887 season. Michigan blanked Notre Dame, 8-0, in South Bend. The Wolverines proceeded to win the next seven games over the Irish. Notre Dame's first victory over Michigan came during the 1909 season in Ann Arbor by a score of 11-3. The two teams would not meet for another 33 years. After the Wolverines and Irish split meetings in 1942 and 1943, the series took another break, this time 35 years. Since renewing the rivalry in 1978, Notre Dame and Michigan have played every season except 1983, '84, '95, '96, 2000 and '01.

► Prior to the last two matchups, either Notre Dame or Michigan had been ranked entering the game for each of the previous 24 meetings. Those two meetings between the Irish and Wolverines are the only in which each were unranked dating back to 1909 -- an era before national polls (polls debuted in 1936). Furthermore, six times both teams have been ranked in the Top 10 and three games one or the other was ranked No. 1.

► Michigan is one of only four schools that own a winning record against Notre Dame (based on a minimum of five all-time meetings). Florida State, Ohio State and Nebraska are the other programs.

► Over the last 17 meetings (dating back to 1988), the Notre Dame-Michigan game has been decided by a touchdown or less on 10 different occasions.

► Notre Dame and Michigan announced jointly a 20-year contract extension in the football series, extending the series from 2012-31. With the current contract expiring after the 2011 season, the new contract guarantees that the two winningest football programs in NCAA Division I history will meet annually for the next 25 years.

IRISH, WOLVERINES PRODUCES EXCITING GAMES

► Eight of the last 18 Notre Dame-Michigan games have been decided by five points or less while only seven of the last 25 games have been won by more than 10 points: Michigan's 25-7 home win in 1981, Notre Dame's 26-7 victory at Michigan in 1987, Notre Dame's 36-20 triumph at home in 1998, Michigan's 38-0 victory in Ann Arbor back in 2004, the Wolverines 47-21 win at Notre Dame in 2006, Michigan's 38-0 triumph in 2007 and Notre Dame's 35-17 victory last season.

► The average margin of victory has been just 4.4 points over the span of the all-time series. Take away the 2004, 2006, 2007 and 2008 meetings and the average margin of victory is 2.3.

► Five of the last 23 games in the series have seen the winning points come in the final two minutes (1980, '88, '90, '94 and '99), including two that were decided in the final seconds ('80 and '94).

IRISH, WOLVERINES RANK NEAR TOP OF NCAA LISTS

► Notre Dame has won 11 consensus national championships, while Michigan has won nine titles.

► Notre Dame currently has 832 career Division I-A victories (third all-time), while Michigan leads with 873 career wins, although the Wolverines have played nine more seasons than the Irish.

► Michigan owns an all-time winning percentage of .7400 (873-295-36), while Notre Dame owns an all-time winning percentage of .7366 (832-284-42). The Wolverines rank first and second, respectively, in all-time NCAA winning percentage.

► Michigan and Ohio State share the record for times ranked in the Associated Press poll (754), followed by Notre Dame (708).

► Notre Dame ranks first all-time with 95 consensus All-America selections (from 79 players), while Michigan is second on that list with 77 consensus All-America picks (from 64 players). USC (67 players) and Ohio State (59 players) each have 76 selections.

IRISH RECORD SETTERS IN THE MICHIGAN SERIES

► Harry Jewett scored Notre Dame's first ever touchdown on April 20, 1888 and it came against Michigan on a five-yard scamper.

► The following performances are tied for first in the Irish record book and came in games against Michigan: two kickoff returns for touchdowns (Raghib "Rocket" Ismail, 1989) and 26 tackles (Bob Crable, 1978).

► Crable also recorded the fourth (20 tackles against Michigan in 1981) and fifth most ever in a single game (19 tackles against Michigan in 1980).

► The following performances are tied for fourth in the Irish record book (all on four attempts): four field goals by Chuck Male (1979), John Carney (1985) and Reggie Ho (1988).

► Raghib "Rocket" Ismail's 192 kick return yards in 1989 rank second in Irish history.

► Harry Oliver's game-winning 51-yard field goal versus Michigan in 1980 is tied for the second-longest kick in Irish history, while Ricky Watters' 81-yard punt return against the Wolverines in 1988 ranks 11th all-time at Notre Dame.

► Notre Dame's all-time opponent records do not include any by Michigan (both team and individual).

REMEMBER THESE NAMES

Here are just a few of the memorable names and performances from the Notre Dame - Michigan series in Notre Dame Stadium:

► 1980 - Harry Oliver's legendary 51-yard field goal at the gun pushes Notre Dame to a 29-27 victory.

► 1986 - Unranked Notre Dame takes No. 3 Michigan to the brink, piling up 455 yards of offense behind Tim Brown (65 yards, touchdown run). John Carney misses possible game-winning field goal with 18 seconds remaining.

► 1988 - Reggie Ho kicks four field goals to lead Notre Dame to victory, 19-17. Mike Gillette misses a 49-yard attempt as time expires. Ricky Watters scores Notre Dame's lone touchdown on an 81-yard punt return.

► 1990 - Rick Mirer connects with Adrian Jarrell for an 18-yard touchdown pass with 1:40 remaining to give Notre Dame a 28-24 victory. Michael Stonebreaker and Reggie Brooks (then a cornerback) post crucial second half interceptions of Elvis Grbac. Desmond Howard explodes for 133 yards receiving and two touchdowns for the Wolverines.

► 1994 - Remy Hamilton drills a 42-yard field goal to provide Michigan with a victory in Notre Dame Stadium, 26-24. Hamilton's kick erases a Ron Powlus - Derrick Mayes possible game-winning touchdown pass.

► 1998 - Autry Denson rushes for 163 yards and two touchdowns as Notre Dame scored 30 points in the second half en route to a 36-20 victory over No. 5 Michigan.

Individual Statistical Leaders

NOTRE DAME					MICHIGAN				
Rushing	Att.	Yds.	Avg.	TD	Rushing	Att.	Yds.	Avg.	TD
Armando Allen	15	72	4.8	1	Denard Robinson	11	74	6.7	1
Jonas Gray	9	50	5.6	0	Carlos Brown	10	54	5.4	0
Passing	Att.	Comp.	Yds.	TD/Int.	Passing	Att.	Comp.	Yds.	TD/Int.
Jimmy Clausen	18	15	315	4/0	Tate Forcier	20	13	179	3/0
Receiving	Rec.	Yds.	Avg.	TD	Receiving	Rec.	Yds.	Avg.	TD
Michael Floyd	4	189	42.7	3	Junior Hemingway	5	103	20.6	2
Kyle Rudolph	4	29	7.3	1	Kevin Koger	3	32	10.7	1
Golden Tate	3	59	19.7	0	Punting	No.	Yds.	Avg.	Long
Punting	No.	Yds.	Avg.	Long	Zoltan Mesko	5	236	47.2	66
Eric Maust	3	122	40.7	43	Punt Returns	No.	Yds.	Avg.	Long
Punt Returns	No.	Yds.	Avg.	Long	Greg Mathews	2	16	8.0	16
Golden Tate	1	-2	-2.0	-2	KO Returns	No.	Yds.	Avg.	Long
John Goodman	1	24	24.0	24	Martavious Odoms	1	21	21.0	21
KO Returns	No.	Yds.	Avg.	Long	Darryl Stonum	1	20	20.0	20
Theo Riddick	1	23	23.0	23	Scoring	TD	FG	PAT	Total
Scoring	TD	FG	PAT	Total	Junior Hemingey	2	0	0	12
Michael Floyd	3	0	0	18	Jason Olesnavage	0	1	4	7
Armando Allen	1	0	0	6	Denard Robinson	1	0	0	6
Kyle Rudolph	1	0	0	6	Kevin Koger	1	0	0	6
Tackles	UT-AT	TT	TFL	Other	Tackles	UT-AT	TT	TFL	Other
Kyle McCarthy	7-2	9	0.0-0	1int	Obi Exeh	4-4	8	1.5-3	ff,pbu
Harrison Smith	5-1	6	0.0-0	--	Donovan Warren	6-1	7	0.0-0	pbu
Toryan Smith	4-1	5	2.0-11	1.0sk	Stevie Brown	5-1	6	0.0-0	--

Head-to-Head Statistical Comparison

NOTRE DAME			MICHIGAN			
#	NCAA	Category		Category	NCAA	#
35.00	36th	Scoring Offense	vs.	Scoring Defense	t-23rd	7.00
510.00	21st	Total Offense	vs.	Total Defense	49th	301.00
178.00	45th	Rushing Offense	vs.	Rushing Defense	11th	38.00
332.00	10th	Passing Offense	vs.	Passing Defense	87th	263.00
290.44	1st	Passing Efficiency Off.	vs.	Passing Efficiency Def.	56th	113.85
0.00	1st	Scoring Defense	vs.	Scoring Offense	t-43rd	31.00
307.00	52nd	Total Defense	vs.	Total Offense	39th	439.00
153.00	t-76th	Rushing Defense	vs.	Rushing Offense	26th	242.00
154.00	37th	Passing Defense	vs.	Passing Offense	65th	197.00
81.20	22nd	Passing Efficiency Def.	vs.	Passing Efficiency Off.	48th	140.91
40.67	30th	Net Punting	vs.	Net Punting	19th	42.00
11.00	33rd	Punt Returns	vs.	Punt Returns	48th	8.00
23.00	45th	Kickoff Returns	vs.	Kickoff Returns	58th	20.50
3.00	5th	Turnover Margin	vs.	Turnover Margin	t-10th	2.00
2.00	34th	Sacks	vs.	Sacks Allowed	t-1st	0.00
0.00	1st	Sacks Allowed	vs.	Sacks	t-34th	2.00

Top Notre Dame Performances Against Michigan

INDIVIDUAL Rushing Yards

Autry Denson, 24-162; 9.5.1998

Passing Yards

Jarious Jackson, 18-29-302, 1 TDs; 9.4.1999

Receptions

Al Hunter, 7-76; 9.18.1982

Derrick Mayes, 7-106, 1 TDs; 9.10.1994

Darius Walker, 7-35; 9.16.2006

Receiving Yards

Golden Tate, 4-127, 1 TDs; 9.13.2008

Points Kicking

Reggie Ho, 13 (1 XPs, 4 FGs); 9.10.1988

Kickoff Return Yards

Raghib Ismail, 3-192, 2 TDs; 9.16.1989

Punt Return Yards

Ricky Waters, 4-105, 1 TDs; 9.10.1988

Touchdowns

Robert Hughes, 2 TDs (2 rushing); 9.13.2008

Phil Carter, 2 TDs (2 rushing); 9.20.1980

Raghib Ismail, 2 TDs (2 kick returns); 9.16.1989

Autry Denson, 2 TDs (2 rushing); 9.5.1998

Darius Walker, 2 TDs (2 rushing); 9.11.2004

Tackles

Bob Golic, 26; 9.23.1978

Interceptions

16 different players with one

TEAM

Points Scored

36 (W, 36-20); 1998 in Notre Dame

Points Scored (quarter)

21 (W, 28-20); 2004 (fourth) in Notre Dame

21 (W, 35-17); 2008 (first) in Notre Dame

Points Scored (half)

30 (W, 36-20); 1998 (second) in Notre Dame

Points Allowed

47 (L, 21-47); 2006 in Notre Dame

Points Allowed (quarter)

21 (L, 0-38); 2007 (second) in Ann Arbor

Points Allowed (half)

34 (L, 21-47); 2006 (first) in Notre Dame

► 2002 - Ryan Grant rushes for a (then) career-high 132 yards and two touchdowns to help Notre Dame defeat Michigan 25-23. Shane Walton posts an interception on the Wolverines' final offensive play to seal the victory.

► 2004 - Darius Walker runs for 115 yards on 31 carries and two fourth-quarter touchdowns as the Irish beat No. 8 Michigan, 28-20. He was the first Notre Dame freshman to rush for more than 100 yards since Julius Jones had 146 yards against Navy in 1999.

NOTRE DAME VS. BIG TEN

► Notre Dame has faced no other conference as often as the Big Ten. The Irish have played 345 all-time games against the 11 current members of the league. Notre Dame is 218-112-15 in those meetings. The Irish have played almost three times as many games against the Big Ten as any other conference. The Pac-10 (128) and ACC (108) are the only other conferences against which Notre Dame has played at least 100 games.

► Notre Dame has faced Michigan 36 times (15-20-1), fourth most of any Big Ten program. Purdue leads the Big Ten with 80 all-time games against Notre Dame (52-26-2) followed by Michigan State (44-27-1) and Northwestern (37-8-2).

► Notre Dame will face three members of the Big Ten in 2009 (Michigan, Michigan State and Purdue). The Irish face the Wolverines, Spartans and Boilermakers for the eighth consecutive season. Notre Dame played four members of the Big Ten in 2006 and 2007. Notre Dame has played a member of the Big Ten every single season since 1915.

► Notre Dame has posted a 112-45-5 (.707) record against Big Ten opponents at home and a 91-40-3 (.690) mark inside Notre Dame Stadium.

NOTRE DAME - MICHIGAN CONNECTIONS

► Notre Dame associate head coach/co-defensive coordinator and secondary coach Corwin Brown was a member of four Big Ten championship teams at Michigan. He played in three Rose Bowls during his time in Ann Arbor (1989-1992). Recruited to the Wolverines by legendary head coach Bo Schembechler, Brown was a four-year letterwinner on teams that finished with a 38-7-3 record and never finished a season ranked lower than seventh in the Associated Press poll. He was a tri-captain of the 1992 Wolverine team and also earned first-team all-Big Ten honors that season after ranking second on the squad with 82 tackles. Brown started every game as a junior and received second-team all-Big Ten accolades following a 71-tackle season. He majored in English and received his degree in 1994.

► The 2009 Notre Dame roster features three players from the state of Michigan, including senior QB Evan Sharpley, sophomore TB Jonas Gray and sophomore walk-on CB Andrew Plaska. Sharpley graduated from Marshall High School in Marshall, Michigan, while Gray attended Detroit Country Day High School and calls Pontiac home. Plaska matriculated at Zeeland West H.S. in Zeeland, Michigan.

► The 2009 Michigan roster features two players from the state of Indiana, including senior S Stevie Brown (Columbus/Columbus East H.S.) and freshman PK Kris Pauloski (Indianapolis/Pike H.S.).

► A number of players from Michigan and Notre Dame either attended the same high school or hail from the same hometown.

Notre Dame	High School/Hometown	Michigan
Eric Olsen, OL	Staten Island, N.Y.	John Ferrara, DT
Gary Gray, DB	Columbia, S.C./Richland Northeast H.S.	Adam Patterson, DE
Dan McCarthy, FS	Youngstown, Ohio	Isaiah Bell, LB
Kyle McCarthy, SS		Fitzgerald Toussaint, RB
Kyle Rudolph, TE	Cincinnati, Ohio/Elder H.S.	Curt Graman, LS
Bobby Burger, TE/FB	Cincinnati, Ohio	Curt Graman, LS
Kallen Wade, DE		
Tyler Stockton, DE	The Hun School	Anthony LaLota, DE
Chris Stewart, OG	Klein H.S.	Mark Ortmann, OL
Eric Maust, P	Alpharetta, Ga.	Jordan Owens, SR
Zach Martin, OT	Indianapolis, Ind.	Kris Pauloski, PK
Mike Anello, DB	Orland Park, Ill./Sandburg H.S.	Michael Schofield, OL
James Aldridge, RB	St. Louis, Mo.	Jared Van Slyke, S

NOTRE DAME AND THE GREAT LAKES STATE

► Notre Dame owns an 82-48-4 all-time record against schools from the Great Lakes State, last playing a Michigan school (at Michigan State) in 2008 (a 23-7 defeat). Other Irish series records vs. teams from Michigan include a 1-0 mark vs. Adrian, 3-1-1 vs. Albion, 4-0 vs. Alma, 2-0 vs. Detroit, 4-0-1 vs. Hillsdale, 7-0 vs. Kalamazoo, 15-20-1 vs. Michigan, 44-27-1 vs. Michigan State and 2-0 vs. Western Michigan.

► Notre Dame's all-time varsity football roster includes just over 2,700 players who have appeared in at least one career game, with 136 of those hailing from the state of Michigan.

► The 2009 Notre Dame roster includes three Michigan natives, including one senior and two sophomores. That group is headlined by senior backup QB Evan Sharpley (Marshall/Marshall H.S.) and sophomore backup HB Jonas Gray (Beverly Hills/Detroit Country Day H.S.).

► Five of Notre Dame's more noteworthy all-time players from Michigan include All-American and legendary halfback George Gipp (Laurium, 1917-20) plus four other consensus All-Americans: offensive guard Heartley (Hunk) Anderson (Hancock, 1918-21), cornerback Clarence Ellis (Grand Rapids, 1969-71), cornerback Todd Lyght (Flint, 1987-90) and defensive tackle Greg Marx (Redford, 1970-72).

► Other All-Americans from the state of Michigan include defensive end Earl Brown (Benton Harbor, 1936-38), defensive tackle Mike Kadish (Grand Rapids, 1969-71) and split end Jim Seymour (Berkley, 1966-68).

**Career Stats
vs. Michigan**

JAMES ALDRIDGE

	att	yds	td	long	avg/c	avg/g
2007	10	51	0	11	5.1	51.0
2008	9	28	0	8	3.1	28.0
Total	19	79	0	11	4.2	39.5

ARMANDO ALLEN

	att	yds	td	long	avg/c	avg/g
2007	9	24	0	6	2.7	24.0
2008	2	4	0	2	2.0	4.0
Total	11	28	0	6	2.5	14.0

	rec	yds	td	long	rec/g	avg/c	avg/g
2007	2	7	0	11	2.0	3.5	7.0
2008	0	0	0	0	0.0	0.0	0.0
Total	2	7	0	11	1.0	3.5	3.5

	Punt Returns	no.	yds	td	long	avg/r	avg/g
2007	0	0	0	0	0.0	0.0	
2008	1	9	0	9	9.0	9.0	
Total	1	9	0	9	9.0	4.5	

	Kick Returns	no.	yds	td	long	avg/r	avg/g
2007	0	0	0	0	0.0	0.0	
2008	1	0	0	0	0.0	0.0	
Total	1	0	0	0	0.0	0.0	

	All Purpose	rush	rcv	pr	kr	ir	total	avg/g
2007	24	7	0	0	0	31	31.0	
2008	4	0	9	0	0	13	13.0	
Total	28	7	9	0	0	44	22.0	

MIKE ANELLO

	ua	a	tt	tfl	pd	ff	fr	blk
2007	1	0	1	0.0-0	0	0	0	0
2008	2	1	3	0.0-0	0	1	1	0
Total	3	1	4	0.0-0	0	1	1	0

ROBERT BLANTON

	ua	a	tt	tfl	pd	ff	fr	blk
2008	2	0	2	1.0-1	0	0	0	0

SERGIO BROWN

	ua	a	tt	tfl	pd	ff	fr	blk
2006	0	0	0	0.0-0	0	0	0	0
2008	1	1	2	0.0-0	0	0	1	0
Total	1	1	2	0.0-0	0	0	1	0

JIMMY CLAUSEN

	att	yds	td	long	avg/c	avg/g
2007	9	-65	0	0	-7.2	-65.0
2008	2	5	0	4	2.5	5.0
Total	11	-60	0	4	-5.5	-30.0

	c-a-i	yds	td	long	pct	avg/p	avg/g	effic
2007	11-17-1	74	0	14	64.7	4.4	74.0	89.5
2008	10-21-2	147	2	60	47.6	7.0	147.0	118.8
Total	21-38-3	221	2	60	55.3	5.8	110.5	105.7

DARIUS FLEMING

	ua	a	tt	tfl	pd	ff	fr	blk
2008	1	3	4	0.0-0	0	0	0	0

MICHAEL FLOYD

	rec	yds	td	long	rec/g	avg/c	avg/g
2008	2	10	0	9	2.0	5.0	10.0

GARY GRAY

	ua	a	tt	tfl	pd	ff	fr	blk
2008	0	0	0	0.0-0	1	0	0	0

	Interceptions	no.	yds	td	long	avg/r	avg/g
2008	1	41	0	41	41.0	41.0	

RAY HERRING

	ua	a	tt	tfl	pd	ff	fr	blk
2006	1	0	1	0.0-0	0	0	0	0
2007	0	0	0	0.0-0	0	0	2	0
2008	1	0	1	0.0-0	0	0	0	0
Total	1	0	1	0.0-0	0	0	2	0

ROBERT HUGHES

	att	yds	td	long	avg/c	avg/g
2007	0	0	0	0	0.0	0.0
2008	19	79	2	18	4.2	79.0
Total	19	79	2	18	4.2	39.5

	rec	yds	td	long	rec/g	avg/c	avg/g
2007	0	0	0	0	0.0	0.0	0.0
2008	1	-3	0	0	1.0	-3.0	-3.0
Total	1	-3	0	0	0.5	-3.0	-1.5

ETHAN JOHNSON

	ua	a	tt	tfl	pd	ff	fr	blk
2008	0	1	1	0.5-1	0	0	0	0

DUVAL KAMARA

	rec	yds	td	long	rec/g	avg/c	avg/g
2007	1	14	0	14	1.0	14.0	14.0
2008	1	10	1	10	1.0	10.0	10.0
Total	2	24	1	14	1.0	12.0	12.0

ERIC MAUST

	no.	yds	long	avg
2008	6	263	52	43.8

KYLE McCARTHY

	ua	a	tt	tfl	pd	ff	fr	blk
2006	0	0	0	0.0-0	0	0	0	0
2007	0	1	1	0.0-0	0	0	0	0
2008	7	3	10	0.0-0	0	0	0	0
Total	7	4	11	0.0-0	0	0	0	0

RAESHON McNEIL

	ua	a	tt	tfl	pd	ff	fr	blk
2006	0	0	0	0.0-0	0	0	0	0
2007	4	1	5	0.0-0	0	0	0	0
2008	2	1	3	0.0-0	2	0	0	0
Total	6	2	8	0.0-0	2	0	0	0

KERRY NEAL

	ua	a	tt	tfl	pd	ff	fr	blk
2007	0	0	0	0.0-0	1	0	0	0
2008	1	2	3	0.5-1	0	0	0	0
Total	1	2	3	0.5-1	1	0	0	0

ROBBY PARRIS

	rec	yds	td	long	rec/g	avg/c	avg/g
2006	1	7	0	7	1.0	7.0	7.0
2007	1	7	0	7	1.0	7.0	7.0
2008	1	0	0	0	1.0	0.0	0.0
Total	3	14	0	7	1.0	4.7	4.7

KERRY NEAL

	ua	a	tt	tfl	pd	ff	fr	blk
2007	0	0	0	0.0-0	1	0	0	0
2008	1	2	3	0.5-1	0	0	0	0
Total	1	2	3	0.5-1	1	0	0	0

MORRICE RICHARDSON

	ua	a	tt	tfl	pd	ff	fr	blk
2007	1	0	1	0.0-0	0	0	0	0
2008	0	1	1	0.0-0	0	0	0	0
Total	1	1	2	0.0-0	0	0	0	0

JOHN RYAN

	ua	a	tt	tfl	pd	ff	fr	blk
2006	0	0	0	0.0-0	0	0	0	0
2007	6	1	7	1.0-6	0	0	0	0
2008	0	1	1	0.0-0	0	0	0	0
Total	6	2	8	1.0-6	0	0	0	0

EVAN SHARPLEY

	att	yds	td	long	avg/c	avg/g
2006	1	-2	0	0	-2.0	-2.0
2007	0	0	0	0	0.0	0.0
Total	1	-2	0	0	-2.0	-2.0

	c-a-i	yds	td	long	pct	avg/p	avg/g	effic
2006	1-1-0	7	0	7	100.0	4.4	74.0	89.5
2007	2-5-1	11	0	10	40.0	7.0	147.0	118.8
Total	3-6-1	18	0	10	50.0	3.0	9.0	41.9

BRIAN SMITH

	ua	a	tt	tfl	pd	ff	fr	blk
2007	1	1	2	0.5-1	0	1	0	0
2008	2	4	6	1.0-5	1	0	2*	0
Total	3	5	8	1.5-6	1	1	2	0

*includes 35-yard td fumble return

HARRISON SMITH

	ua	a	tt	tfl	pd	ff	fr	blk
2008	1	0	1	0.0-0	0	0	0	0

SCOTT SMITH

	ua	a	tt	tfl	pd	ff	fr	blk
2005	1	0	1	0.0-0	0	0	0	0
2007	0	0	0</					

Scoring Summary

Score by Quarters	1	2	3	4	Score
Michigan	7	10	0	0	- 17
Notre Dame	21	7	0	7	- 35

First Quarter

11:52	ND	Hughes 2 yd run (Walker, B. kick), 3-11 0:50
11:00	ND	Kamara 10 yd pass from Clausen (Walker, B. kick), 3-14 0:52
4:51	ND	Tate 48 yd pass from Clausen (Walker, B. kick), 1-63 0:15
1:56	UM	McGuffie, Sam 40 yd pass from Threet, Steven (Lopata, K.C. kick), 7-75 2:55

Second Quarter

11:53	UM	Lopata, K.C. 23 yd field goal, 8-67 3:21
8:47	ND	Hughes 1 yd run (Walker, B. kick), 6-87 3:06
5:41	UM	Grady, Kevin 7 yd run (Lopata, K.C. kick), 7-60 3:06

Third Quarter

14:50	ND	Smith, B. 35 yd fumble recovery (Walker, B. kick)
-------	----	---

	UM	ND
FIRST DOWNS	21	14
RUSHES-YARDS (NET)	42-159	34-113
PASSING YDS (NET)	229	147
Passes Att-Comp-Int	28-19-2	21-10-2
TOTAL OFFENSE PLAYS-YARDS	70-388	55-260
Fumble Returns-Yards	0-0	1-35
Punt Returns-Yards	2--2	2-12
Kickoff Returns-Yards	5-57	4-58
Interception Returns-Yards	2-0	2-80
Punts (Number-Avg)	4-52.8	6-43.8
Fumbles-Lost	7-4	3-0
Penalties-Yards	7-79	3-38
Possession Time	32:12	27:48
Third-Down Conversions	4 of 12	3 of 12
Fourth-Down Conversions	1 of 2	0 of 2
Red-Zone Scores-Chances	2-4	3-4
Sacks By: Number-Yards	0-0	0-0

RUSHING: Michigan-McGuffie, Sam 25-131; Mesko, Zoltan 1-13; Threet, Steven 5-8; Shaw, Michael 2-5; Grady, Kevin 4-4; Minor, Brandon 3-1; Brown, Carlos 1-0; TEAM 1-minus 3. Notre Dame-Hughes 19-79; Aldridge 9-28; Clausen 2-5; Allen 2-4; Team 2-minus 3.

PASSING: Michigan-Threet, Steven 16-23-0-175; Sheridan, Nick 3-5-2-54. Notre Dame-Clausen 10-21-2-147.

RECEIVING: Michigan-Odoms, M 6-56; McGuffie, Sam 4-47; Mathews, Greg 4-46; Stonum, Darryl 3-35; Babb, Zion 2-45. Notre Dame-Tate 4-127; Floyd 2-10; Kamara 1-10; Grimes 1-3; Parris 1-0; Hughes 1-minus 3.

INTERCEPTIONS: Michigan-Trent, Morgan 2-0. Notre Dame-Gray, G. 1-41; Bruton 1-39.

FUMBLES: Michigan-Threet, Steven 2-1; Cissoko, B 1-0; Shaw, Michael 1-1; Grady, Kevin 1-1; Minor, Brandon 1-1; Warren, Donovan 1-0. Notre Dame-Tate 1-0; Aldridge 1-0; Clausen 1-0.

SACKS (UA-A): Notre Dame-None. Michigan-None.

TACKLES (UA-A): Michigan-Trent, Morgan 4-5; Brown, Stevie 3-5; Warren, Donovan 3-4; Thompson, John 3-4; Ezeh, Obi 2-4; Harrison, B 0-6; Jamison, Tim 2-2; Mouton, Jonas 0-4; Johnson, Will 1-2; Graham, Brandon 1-1; Van Bergen, R 0-2; Sheridan, Nick 1-0; Molk, David 1-0; Butler, Carson 1-0; Woolfolk, Troy 1-0; Johnson, Zach 0-1; Martin, Mike 0-1; Taylor, T 0-1; Fitzgerald, J.B 0-1; Williams, M 0-1; Stewart, C 0-1; Leach, Kevin 0-1. Notre Dame-Bruton 10-5; McCarthy, K. 7-3; Smith, B. 2-4; Crum 3-2; Brown, J. 2-2; Fleming 1-3; Kuntz 3-0; McNeil 2-1; Anello 2-1; Neal 1-2; Lambert 2-0; Blanton 2-0; Brown, S. 1-1; Gordon 1-0; Smith, H. 1-0; Williams, I. 1-0; Quinn 1-0; Ryan 0-1; Richardson 0-1; Washington 0-1; Johnson 0-1.

Stadium: Michigan Stadium

Attendance: 111178

Kickoff time: 3:36

End of Game: 6:38

Total elapsed time: 3:02

Officials: Referee: D. Capron; Umpire: J. Krogstad; Linesman: J. Ryan; Line judge: P. Engelberts; Back judge: T. Herbert; Field judge: M. Cannon; Side judge: D. Leftwich

Temperature: Mid 50s

Wind: WNW 10

Weather: Partly Cloudy

The Last Meeting Notre Dame 35, Michigan 17 Sept. 13, 2008

NOTRE DAME, Ind. (AP) -- A busted up knee could hardly put a damper on this day for Notre Dame coach Charlie Weis.

"We definitely showed up against a good opponent and it's sweet," said Weis, on crutches most of the game after tearing the ACL and MCL in his left knee Saturday when he was hit in the second quarter along the sideline. "This was a big win for our program and our kids."

Ripping a page out of the playbook that Michigan used for consecutive wins over the Irish the past two seasons, Notre Dame took advantage of mistakes by the Wolverines to jump to a three-touchdown lead. Michigan coach Rich Rodriguez said his team's six turnovers were too much to overcome.

"I don't think we're that far off. We've just got to play better," he said. "I've said it many times, we're not good enough to play poorly and win. We're not right now."

Jimmy Clausen, who was sacked eight times by the Wolverines last year, was 10-of-21 passing for 147 yards with two touchdown passes, two interceptions and he wasn't sacked. Robert Hughes ran for two touchdowns for the Irish.

After losing 38-0 and 47-21 to the Wolverines the past two seasons, Clausen said the victory Saturday was big.

"It feels great. I was talking to a bunch of the guys before the game, I said, 'Remember what we felt like last year after this game. That's not going to happen again.'"

Weis was hurt when Irish defensive end John Ryan, who is 6-5, 264 pounds, was blocked and crashed into Weis in the leg. The coach was looking in the other direction because the ball carrier had run past him.

"Tommy Brady's got nothing on me," Weis joked afterward about the injured New England Patriots' quarterback.

Weis will have surgery on his knee in the next few days.

"I feel like an athlete. First time in my life," he said.

The Irish scored their first two touchdowns off turnovers and went ahead 21-0 in the first quarter.

"Neither one of us, is really built at this time to play from behind in a significant margin," Weis said.

"Because the question was for everyone. It wasn't just for media. It was for coaches, it was for players, for everyone. Where are we going to go from here?" he said.

Linebacker Brian Smith, who returned a fumble recovery 35 yards for the only touchdown of the second half early in the fourth quarter, said the Irish showed they are an improved team.

"Last year at Michigan, we were embarrassed as a team. We remembered that as we were training and getting ready for the season," Smith said.

The victory came on the same day Notre Dame honored former coach Lou Holtz by dedicating a statue of him before the game. Members of his 1988 national team, Notre Dame's last title winner, also were on hand for the victory.

"Today it was not Lou, it was not the '88 team, it was those guys in that locker room stepping up and earn the respect that (senior linebacker) Mo Crum was talking about last night at the pep rally," Weis said. "We had a bunch of guys that stepped up and said we want to make a statement that Notre Dame's not just some garbage school out there."

This year it was the Wolverines who left the game wondering where they go from here.

"Michigan football will be back," Rodriguez said. "All the naysayers out there, I'm disappointed but I'm not discouraged. Michigan football will be back."

The second half was played in a steady rain as the Wolverines made four of their six turnovers.

"You can't blame the conditions," said Steven Threet, who was 16-of-23 passing for 175 yards and a touchdown with no interceptions for Michigan.

Sam McGuffie ran for 131 yards on 25 carries and had four catches for 47 yards and a touchdown. The Wolverines moved the ball better than they did in their first two games in Rodriguez's spread offense. They just couldn't hold on to it.

**The Last Meeting in Ann Arbor
Michigan 38, Notre Dame 0
Sept. 15, 2007**

ANN ARBOR, Mich. (AP) -- Michigan took care of Mike Hart's guarantee with ease.

Hart ran for 187 yards on 35 carries and scored two touchdowns, and Ryan Mallett threw for three scores, leading the Wolverines to a 38-0 win over Notre Dame on Saturday.

Michigan handed the Fighting Irish their worst loss since beating them by the same score in 2003.

The Wolverines (1-2) avoided their first 0-3 start in seven decades.

Notre Dame (0-3) is winless after three games for just the second time in school history, putting coach Charlie Weis in unwanted company with Bob Davie.

The Fighting Irish have lost five straight for the first time since the 1985-86 seasons, Gerry Faust's last year and Lou Holtz's first.

In an unprecedented matchup of the storied programs, Michigan looked like it might not be that bad while the Fighting Irish appeared to be even worse than expected after losing to Penn State and Georgia Tech by a combined 51 points.

Hart backed up his prediction of a win with a sensational performance, even against a defense stacked to stop him. His freshman quarterback was efficient in his first career start.

Michigan's defense suddenly was swarming to the football after giving up 73 points in losses to Appalachian State and Oregon.

Freshman Jimmy Clausen was 11-of-17 for just 74 yards and an interception. He was sacked seven times, leading to Notre Dame's rushing total of minus-6.

Notre Dame prevented Clausen from taking more abuse in the fourth quarter, and had to use Evan Sharpley because backup quarterback Demetrius Jones stunned the team by not showing up for a team meal or the bus trip to Ann Arbor on Friday. Fittingly, Sharpley threw an interception just as it seemed that Notre Dame might avoid a shutout.

The Fighting Irish did move the ball enough on the ground on their final drive, however, to avoid breaking their school record of minus-12 yards rushing.

In three games, Notre Dame's offense hasn't scored.

Mallett was asked to throw just 15 times, and he connected on seven passes for 90 yards and TDs to receivers Mario Manningham, Adrian Arrington and Greg Matthews.

Senior quarterback Chad Henne, who had started each of his 39 games at Michigan, is out with what appears to be a knee injury. Coach Lloyd Carr has refused to give details, but Henne watched the game with a brace that seemed to be protecting his right knee.

It was ugly right from the start for Notre Dame.

The first snap sailed over running back Armando Allen's head, and the Fighting Irish lost 27 yards on their first two drives.

Notre Dame fumbled five times in the first half, losing two of them, and Clausen threw an interception, helping Michigan take a 31-0 lead.

The Wolverines just coasted in the second half, perhaps ending their stay in the national spotlight.

For the first time since The Associated Press started ranking teams in 1936, Michigan and Notre Dame were both unranked. They also entered the game winless for the first time, not counting openers.

Hart guaranteed a win over Notre Dame soon after Oregon beat the Wolverines 39-7, handing them their worst loss since 1968, and a week after being upset by Appalachian State and becoming the butt of Jay Leno's jokes.

**Scoring
Summary**

Score by Quarters	1	2	3	4		Score	
Notre Dame	0	0	0	0	-	0	Record: (0-3)
Michigan	10	21	7	0	-	38	Record: (1-2)

First Quarter

10:53 UM Gingell 39 yd field goal, 7-21, 2:35

07:34 UM Hart 2 yd run (Gingell kick), 5-21, 2:37

Second Quarter

14:39 UM Hart 3 yd run (Gingell kick), 3-38, 0:22

11:34 UM Mathews 26 yd pass from Mallett (Gingell kick), 5-48, 1:22

00:25 UM Arrington 5 yd pass from Mallett (Gingell kick), 11-56, 2:32

Third Quarter

04:10 UM Manningham 13 yd pass from Mallett (Gingell kick), 11-79, 4:55

	ND	UM
FIRST DOWNS	10	25
RUSHES-YARDS (NET)	33--6	61-289
PASSING YDS (NET)	85	90
Passes Att-Comp-Int	22-13-2	16-7-0
TOTAL OFFENSE PLAYS-YARDS	55-79	77-379
Fumble Returns-Yards	0-0	0-0
Punt Returns-Yards	3-26	5-30
Kickoff Returns-Yards	5-133	1-17
Interception Returns-Yards	0-0	2-26
Punts (Number-Avg)	7-43.3	4-40.0
Fumbles-Lost	6-2	3-2
Penalties-Yards	7-51	4-37
Possession Time	26:16	33:44
Third-Down Conversions	4 of 13	11 of 17
Fourth-Down Conversions	1 of 1	0 of 1
Red-Zone Scores-Chances	0-0	4-4
Sacks By: Number-Yards	0-0	8-48

RUSHING: Notre Dame-Aldridge 10-51; Allen 9-24; Thomas 1-13; Tate 1-4; Jabbie 1-minus 2; Team 2-minus 31; Clausen 9-minus 65. Michigan-Hart 35-187; Minor 17-82; Brown 4-10; Potempa 2-9; Mallett 3-1.

PASSING: Notre Dame-Clausen 11-17-1-74; Sharpley 2-5-1-11. Michigan-Mallett 7-15-0-90; Arrington 0-1-0-0.

RECEIVING: Notre Dame-Grimes 3-10; West 2-23; Carlson 2-13; Schmidt 2-11; Allen 2-7; Kamara 1-14; Parris 1-7. Michigan-Manningham 2-35; Arrington 2-15; Hart 2-14; Mathews 1-26.

INTERCEPTIONS: Notre Dame-None. Michigan-Brown 1-26; Thompson 1-0.

FUMBLES: Notre Dame-Clausen 2-1; Allen 2-1; Team 2-0. Michigan-Mallett 2-1; Brown 1-1.

SACKS (UA-A): Notre Dame-None. Michigan-Graham 3-1; Crable 1-2; Harrison 0-1; Englemon 1-0; Jamison 1-0.

TACKLES (UA-A): Notre Dame-Bruton 5-4; Zbikowski 5-3; Brown 4-4; Ryan 6-1; Laws 4-3; Crum 1-6; Stephenson 5-1; Kuntz 3-3; McNeil 4-1; Brockington 2-3; Williams 4-0; Smith, B. 1-1; Walls 1-1; Anello 1-0; Quinn 1-0; Grimes 1-0; Carlson 1-0; Lambert 1-0; Richardson 1-0; McCarthy 0-1; Vernaglia 0-1; Wooden 0-1. Michigan-Graham 5-2; Thompson 5-1; Chambers 4-1; Warren 4-1; Crable 3-2; Englemon 3-2; Harrison 2-3; Graham 3-1; Jamison 2-1; Trent 1-2; Brown 2-0; Johnson 2-0; Adams 2-0; Taylor 1-0; Panter 1-0; Logan 1-0; Dutch 1-0; McLaurin 1-0; Stewart 0-1; Webb 0-1.

Stadium: Michigan Stadium **Attendance:** 111178
Kickoff time: 3:36 **End of Game:** 6:38 **Total elapsed time:** 3:02
Officials: Referee: D. Capron; Umpire: J. Krogstad; Linesman: J. Ryan; Line judge: P. Engelberts; Back judge: T. Herbert; Field judge: M. Cannon; Side judge: D. Leftwich
Temperature: Mid 50s **Wind:** WNW 10 **Weather:** Partly Cloudy

2009 Notre Dame
Football Roster Information

NUMERICAL			ALPHABETICAL						
No.	Name	Pos	No.	Name	Pos.	Ht.	Wt.	Cl.	Hometown/Previous School
1	Walker, Deion	WR	34	Aldridge, James	FB	6-0	225	Sr.	St. Louis, MO/Merrillville (Ind.)
2	Walls, Darrin	CB	5	Allen, Armando	HB	5-10	200	Jr.	Opa Locka, FL/Hialeah-Miami Lakes
3	Floyd, Michael	WR	47	Anderson, Kael+	CB	5-9	175	Fr.	West Des Moines, IA/Dowling Catholic
4	Gray, Gary	CB	37	Anello, Mike	CB	5-10	170	Sr.	Orland Park, IL/Carl Sandburg
5	Allen, Armando	HB	27	Banks, E.J.	CB	5-11	185	Fr.	Pittsburgh, PA/Montour
5	Te'o, Manti	LB	38	Bathon, Chris+	S	5-10	192	Sr.	Pleasantville, NY/Pleasantville
6	Herring, Ray	S	12	Blanton, Robert	CB	6-1	185	So.	Matthews, NC/Butler
7	Clausen, Jimmy	QB	63	Botsford, Steve+	LB	6-2	225	Jr.	Arlington Heights, IL/St. Viator
8	McNeil, Raeshon	CB	31	Brown, Sergio	S	6-2	205	Sr.	Maywood, IL/Proviso East
9	Johnson, Ethan	DT	68	Bullard, Alex	OG	6-3	290	Fr.	Franklin, TN/Brentwood Academy
9	Rudolph, Kyle	TE	86	Burger, Bobby+	FB/TE	6-3	248	Sr.	Cincinnati, OH/La Salle
10	Crist, Dayne	QB	64	Burke, Tom+	LB	5-10	242	Sr.	New City, NY/Clarkstown South
11	Evans, Shaquelle	WR	39	Burkhart, Ryan	K	5-11	195	Sr.	Wakarusa, IN/Northwood
12	Blanton, Robert	CB	44	Calabrese, Carlo	LB	6-1	235	Fr.	Verona, NJ/Verona
13	Sharpley, Evan	QB	15	Castello, Brian+	QB	6-2	191	Jr.	Pittsburgh, PA/Chartiers Valley
14	Walker, Brandon	K	52	Cave, Braxston	OG	6-3	310	So.	Mishawaka, IN/Penn
15	Castello, Brian	QB	7	Clausen, Jimmy	QB	6-3	223	Jr.	Westlake Village, CA/Oaks Christian
15	McCarthy, Dan	S	73	Clelland, Lane	OT	6-5	290	So.	Owings Mills, MD/McDonogh School
17	Motta, Zeke	S	24	Coughlin, Brian+	WR	6-0	172	Sr.	Oak Lawn, IL/Brother Rice
17	Mulvey, Matthew	QB	29	Coughlin, Patrick+	WR	6-0	187	Jr.	Oak Lawn, IL/Brother Rice
18	Kamara, Duval	WR	60	Cowart, Jordan	LS	6-2	215	Fr.	Plantation, FL/St. Thomas Aquinas
19	West Jr., George	WR	10	Crist, Dayne	QB	6-4	235	So.	Canoga Park, CA/Notre Dame
20	Wood, Cierre	HB	98	Cwynar, Sean	DT	6-4	283	So.	McHenry, IL/Marian Central Catholic
21	Gallup Jr., Barry	WR	75	Dever, Taylor	OT	6-5	301	Jr.	Nevada City, CA/Nevada Union
22	Smith, Harrison	S	72	Duncan, Paul	OT	6-7	315	Sr.	Dallas, GA/East Paulding
23	Tate, Golden	WR	80	Eifert, Tyler	TE	6-5	237	Fr.	Fort Wayne, IN/Bishop Dwenger
24	Coughlin, Brian	WR	11	Evans, Shaquelle	WR	6-1	203	Fr.	Inglewood, CA/Inglewood
24	Gordon, Leonard	S	46	Filer, Steve	LB	6-3	236	So.	Chicago, IL/Mount Carmel
25	Gray, Jonas	HB	62	Flavin, Bill+	OC/LS	6-3	252	Jr.	Darien, IL/Benet Academy
26	Slaughter, Jamaris	CB	45	Fleming, Darius	LB	6-1	240	So.	Chicago, IL/St. Rita
27	Banks, E.J.	CB	3	Floyd, Michael	WR	6-3	220	So.	St. Paul, MN/Cretin-Derham Hall
27	Herlihy, Derry	WR	48	Fox, Dan	LB	6-3	230	Fr.	Rocky River, OH/St. Ignatius
28	McCarthy, Kyle	S	42	Franco, Dan+	WR	5-10	188	Sr.	Granger, IN/Clay
29	Coughlin, Patrick	WR	21	Gallup Jr., Barry	WR	5-11	190	Sr.	Wellesley, MA/Belmont Hill
29	Garcia, Michael	CB	29	Garcia, Michael+	CB	6-1	178	Jr.	Colorado Springs, Co/St. Mary's
30	Paskorz, Steve	FB	88	Golic, Jake	TE	6-4	232	Fr.	West Hartford, CT/Northwest Catholic
30	Redshaw, James	CB	57	Golic Jr., Mike	C	6-3	293	So.	West Hartford, CT/Northwest Catholic
31	Brown, Sergio	S	81	Goodman, John	WR	6-3	203	So.	Fort Wayne, IN/Bishop Dwenger
32	Riddick, Theo	HB	24	Gordon, Leonard	S	5-11	187	Sr.	Clarksville, TN/Fort Campbell
33	Hughes, Robert	HB	4	Gray, Gary	CB	5-11	190	Jr.	Columbia, SC/Richland Northeast
34	Aldridge, James	FB	25	Gray, Jonas	HB	5-10	220	So.	Pontiac, MI/Troit Country Day
35	Plaska, Andrew	CB	38	Gurries, Christopher+	WR	5-10	181	Jr.	Reno, NV/Bishop Manogue
35	Turk, Ben	P	27	Herlihy, Derry+	WR	6-0	180	Jr.	Houston, TX/St. John's
36	Posluszny, David	LB	65	Hernandez, Mike+	OG	6-2	280	So.	Pasadena, Calif./Loyola
37	Anello, Mike	CB	6	Herring, Ray	S	5-10	200	Sr.	Melbourne, FL/Holy Trinity Episcopal
38	Bathon, Chris	S	33	Hughes, Robert	HB	5-11	234	Jr.	Chicago, IL/Hubbard
38	Gurries, Christopher	WR	9	Johnson, Ethan	DT	6-4	280	So.	Portland, OR/Lincoln
39	Burkhart, Ryan	K	18	Kamara, Duval	WR	6-5	219	Jr.	Jersey City, NJ/Hoboken
39	Sheehan, Ryan	CB	59	Kavanagh, Ryan+	LS	6-3	180	So.	West Chester, PA/Salesianum (Del.)
40	Smith, Thomas	S	80	Lewis-Moore, Kapron	DE	6-4	270	So.	Weatherford, TX/Weatherford
40	Tausch, Nick	K							

PRONUNCIATION GUIDE

Bathon, Chris - BAY-thon	Eifert, Tyler - EYE-fert	Posluszny, David - poz-LUZ-nee
Calabrese, Carlo - CAL-uh-breeze	Evans, Shaquelle - Shuh-KEEL	Richardson, Morrice - mo-REESE
Clelland, Lane - CLELL-und	Filer, Steve - FY-ler	Romine, Matt - ro-MINE
Coughlin, Brian - COG-linn	Kamara, Duval - kuh-MARE-uh, doo-VALL	Slaughter, Jamaris - juh-MORE-iss
Coughlin, Patrick - COG-linn	Lewis-Moore, Kapron - cap-rin	Tausch, Nick - TOWSH
Cowart, Jordan - COW-ert	Maust, Eric - Rhymes with Cost	Te'o, Manti - TAY-oh, MAN-tie
Crist, Dayne - crist (rhymes with wrist)	Mulvey, Matthew - MULL-vee	Toma, Roby - TOE-muh, Robby
Cwynar, Sean - SWIN-are	Narvaez, Mike - nar-VIE-ez	Williams, Hafis - hah-FEESE
Dever, Taylor - dev-er (rhymes with never)	Nwankwo, Emeka - nuh-WONK-wo, uh-MEK-uh	Wood, Cierre - See-AIR

2009 Notre Dame
Football Roster Information

ALPHABETICAL (CONT.)

No.	Name	Pos.	Ht.	Wt.	Cl.	Hometown/Previous School
42	Lezynski, Nick+	CB	5-8	157	Jr.	Newton, PA/Notre Dame High School
71	Mahoney, Dennis+	OL	6-6	290	So.	Baltimore, MD/Boys Latin High School
70	Martin, Zach	OT	6-5	285	Fr.	Indianapolis, IN/Bishop Chatard
43	Maust, Eric	P	6-2	190	Sr.	Atlanta, GA/Blessed Trinity
15	McCarthy, Dan	S	6-2	205	So.	Youngstown, OH/Cardinal Mooney
28	McCarthy, Kyle	S	6-0	210	Sr.	Youngstown, OH/Cardinal Mooney
54	McDonald, Anthony	LB	6-2	230	So.	Burbank, CA/Notre Dame
8	McNeil, Raeshon	CB	6-0	190	Sr.	Cooleemee, NC/Davie
17	Motta, Zeke	S	6-2	215	Fr.	Vero Beach, FL/Vero Beach
93	Mullen, Paddy	NT	6-3	295	Sr.	St. Louis, MO/De Smet Jesuit
17	Mulvey, Matthew+	QB	6-3	197	So.	Del Mar, CA/LaJolla
47	Narvaez, Mike+	FB	5-11	238	Sr.	Ridgewood, NJ/Ridgewood
56	Neal, Kerry	LB	6-2	250	Jr.	Bunn, NC/Bunn
99	Newman, Brandon	NT	6-1	295	So.	Louisville, KY/Pleasure Ridge Park
76	Nuss, Andrew	OG	6-5	300	Jr.	Ashburn, VA/Stone Bridge
91	Nwankwo, Emeka	DE	6-4	274	Jr.	N. Miami Beach, FL/Chaminade-Madonna Prep
55	Olsen, Eric	C	6-4	305	Sr.	Staten Island, NY/Poly Prep Ctry.
50	Oxley, Sean+	LB	6-2	220	So.	Avon Lake, OH/Avon Lake
82	Parris, Robby	WR	6-3	205	Sr.	Olmsted Falls, OH/Saint Ignatius
30	Paskorz, Steve	FB	6-2	245	Jr.	Allison Park, PA/Hampton
35	Plaska, Andrew+	CB	5-11	181	So.	Zeeland, MI/Zeeland West
36	Posluszny, David	LB	6-0	225	So.	Aliquippa, PA/Hopewell
61	Quintana, Martin+	DL	6-1	250	Sr.	Berwyn, IL/St. Joseph
83	Ragone, Mike	TE	6-5	251	Jr.	Cherry Hill, NJ/Camden Catholic
30	Redshaw, James+	CB	5-9	170	Jr.	North Huntingdon, PA/Norwin
53	Richardson, Morrice	DE	6-2	255	Sr.	College Park, GA/Westlake
32	Riddick, Theo	HB	5-10	195	Fr.	Manville, NJ/Immaculata
78	Robinson, Trevor	OG	6-5	305	So.	Elkhorn, NE/Elkhorn
77	Romine, Matt	OT	6-5	295	Jr.	Tulsa, OK/Union
9	Rudolph, Kyle	TE	6-6	260	So.	Cincinnati, OH/Elder
48	Ruffer, David+	K	6-1	180	Jr.	Oakton, VA/Gonzaga
90	Ryan, John	DE	6-5	255	Sr.	Westlake, OH/Saint Ignatius
13	Sharpley, Evan	QB	6-2	215	Sr.	Marshall, MI/Marshall
39	Sheehan, Ryan+	CB	5-10	169	Jr.	Purcellville, VA/Loudown Valley
62	Skubis, Christopher+	DE	6-2	223	Jr.	Clarence, NY/Clarence
26	Slaughter, Jamaris	CB	6-0	185	So.	Stone Mountain, GA/Tucker
58	Smith, Brian	LB	6-3	240	Jr.	Overland Park, KS/Saint Thomas Aquinas
22	Smith, Harrison	S	6-2	207	Jr.	Knoxville, TN/Knoxville Catholic
41	Smith, Scott	LB	6-3	245	Sr.	Highland Park, IL/Highland Park
40	Smith, Thomas+	S	6-1	201	Jr.	Manchester, CT/East Catholic
49	Smith, Toryan	LB	6-1	244	Sr.	Rome, GA/Rome
59	Stewart, Chris	OG	6-5	330	Sr.	Spring, TX/Klein
92	Stockton, Tyler	NT	6-1	290	Fr.	Linwood, NJ/Hun School
43	Stull, Joshua+	CB	5-8	189	Sr.	Brownsville, IN/Brownsville
23	Tate, Golden	WR	5-11	195	Jr.	Hendersonville, TN/Pope John Paul II
40	Tausch, Nick	K	6-0	180	Fr.	Plano, TX/Jesuit
5	Te'o, Manti	LB	6-2	244	Fr.	Laie, HI/Punahou
84	Toma, Roby	WR	5-9	175	Fr.	Laie, HI/Punahou
35	Turk, Ben	P	5-11	193	Fr.	Davie, FL/St. Thomas Aquinas
85	Vos, Sam+	WR	5-10	199	Sr.	Burlington, WI/Catholic Central
97	Wade, Kallen	DE	6-5	245	Sr.	Cincinnati, OH/Withrow
14	Walker, Brandon	K	6-3	213	Jr.	Findlay, OH/Findlay
1	Walker, Deion	WR	6-2	193	So.	Christchurch, VA/Christchurch
2	Walls, Darrin	CB	6-0	190	Sr.	Pittsburgh, PA/Woodland Hills
66	Watt, Chris	OG	6-3	295	Fr.	Glen Ellyn, IL/Glenbard West
51	Wenger, Dan	C	6-4	302	Sr.	Coral Springs, FL/Saint Thomas Aquinas
19	West Jr., George	WR	5-8	196	Sr.	Spencer, OK/Northeast
79	Williams, Hafis	DT	6-2	295	So.	Elizabeth, NJ/Elizabeth
95	Williams, Ian	NT	6-2	295	Jr.	Altamonte Springs, FL/Lyman
20	Wood, Cierre	HB	6-0	218	Fr.	Oxnard, CA/Santa Clara
74	Young, Sam	OT	6-8	320	Sr.	Coral Springs, FL/Saint Thomas Aquinas

+ Walk-on Player

NUMERICAL (CONT.)

No.	Name	Pos
47	Narvaez, Mike	FB
48	Fox, Dan	LB
48	Ruffer, David	K
49	Smith, Toryan	LB
50	Kavanagh, Ryan	LS
50	Oxley, Sean	LB
51	Wenger, Dan	C
52	Cave, Braxton	OG
53	Richardson, Morrice	DE
54	McDonald, Anthony	LB
55	Olsen, Eric	C
56	Neal, Kerry	DE
57	Golic Jr., Mike	C
58	Smith, Brian	LB
59	Stewart, Chris	OG
60	Cowart, Jordan	LS
61	Quintana, Martin	DL
62	Flavin, Bill	C
62	Skubis, Christopher	DE
63	Botsford, Steve	LB
64	Burke, Tom	LB
65	Hernandez, Mike	OG
66	Watt, Chris	OG
68	Bullard, Alex	OG
70	Martin, Zach	OT
71	Mahoney, Dennis	OL
72	Duncan, Paul	OT
73	Clelland, Lane	OT
74	Young, Sam	OT
75	Dever, Taylor	OT
76	Nuss, Andrew	OG
77	Romine, Matt	OT
78	Robinson, Trevor	OG
79	Williams, Hafis	DT
80	Eifert, Tyler	TE
81	Goodman, John	WR
82	Parris, Robby	WR
83	Ragone, Mike	TE
84	Toma, Roby	WR
85	Vos, Sam	WR
86	Burger, Bobby	FB/TE
88	Golic, Jake	TE
89	Lewis-Moore, Kapron	DE
90	Ryan, John	DE
91	Nwankwo, Emeka	DE
92	Stockton, Tyler	NT
93	Mullen, Paddy	NT
95	Williams, Ian	NT
97	Wade, Kallen	DE
98	Cwynar, Sean	DT
99	Newman, Brandon	NT

**2009 Notre Dame
Two-Deep Depth Chart**

Notre Dame Offense

X	23	GOLDEN TATE	5-11	195	Jr.
	18	DUVAL KAMARA	6-5	219	Jr.
LT	72	Paul Duncan@	6-7	315	Sr.
	or 77	Matt Romine	6-5	295	Jr.
LG	59	CHRIS STEWART!	6-5	330	Sr.
	or 51	DAN WENGER*	6-4	302	Sr.
C	55	ERIC OLSEN^	6-4	305	Sr.
	51	DAN WENGER	6-4	302	Sr.
RG	78	Trevor Robinson	6-5	305	So.
	76	Andrew Nuss	6-5	300	Jr.
RT	74	SAM YOUNG	6-8	320	Sr.
	75	Taylor Dever	6-5	301	Jr.
TE	9	KYLE RUDOLPH	6-6	260	So.
	83	Mike Ragone	6-5	251	Jr.
Z	3	MICHAEL FLOYD	6-3	220	So.
	82	Robby Parris	6-3	205	Sr.
QB	7	JIMMY CLAUSEN	6-3	223	Jr.
	10	Dayne Crist	6-4	235	So.
FB	33	Robert Hughes	5-11	234	Jr.
	86	Bobby Burger	6-3	248	Sr.
HB	5	ARMANDO ALLEN	5-10	200	Jr.
	25	Jonas Gray	5-10	220	So.

Notre Dame Special Teams

PK	40	Nick Tausch	6-0	190	Fr.
	14	BRANDON WALKER	6-3	213	Jr.
P	43	ERIC MAUST	6-2	190	Sr.
	35	Ben Turk	5-11	193	Fr.
LS	60	Jordan Cowart	6-2	215	Fr.
	50	Ryan Kavanagh	6-3	190	So.
SS	52	Braxton Cave	6-3	310	So.
	60	Jordan Cowart	6-2	215	Fr.
HLD	43	ERIC MAUST	6-2	190	Sr.
	13	Evan Sharpley	6-2	215	Sr.

Notre Dame Defense

LDE	89	Kapron Lewis-Moore	6-4	270	So.
	53	Morrice Richardson	6-2	255	Sr.
DT	9	Ethan Johnson	6-4	280	So.
	79	Hafis Williams	6-2	295	So.
NT	95	IAN WILLIAMS	6-2	295	Jr.
	98	Sean Cwynar	6-4	283	So.
RDE	56	KERRY NEAL	6-2	250	Jr.
	90	John Ryan	6-5	255	Sr.
SAM	45	Darius Fleming	6-1	240	So.
	41	Scott Smith	6-4	245	Sr.
	or 46	Steve Filer	6-3	236	So.
MIKE	49	Toryan Smith	6-1	244	Sr.
	(58	BRIAN SMITH	6-3	240	Jr.)
	54	Anthony McDonald	6-2	230	So.
WILL	58	BRIAN SMITH	6-3	240	Jr.
	5	Manti Te'o	6-2	244	Fr.
	36	David Posluszny	6-0	225	So.
LCB	12	Robert Blanton	6-1	185	So.
	26	Jamoris Slaughter	6-0	185	So.
	or 4	Gary Gray	5-11	190	Jr.
FS	22	HARRISON SMITH%	6-2	207	Jr.
	6	Ray Herring	5-10	200	Sr.
SS	28	KYLE McCARTHY	6-1	210	Sr.
	31	Sergio Brown	6-2	205	Sr.
RCB	8	RAESHON McNEIL	6-0	190	Sr.
	2	Darrin Walls#	6-0	190	Sr.

Notre Dame Special Teams

PR	23	GOLDEN TATE	5-11	195	Jr.
	or 5	Armando Allen	5-10	200	Jr.
KR	21	Barry Gallup, Jr.	5-11	190	Sr.
	32	Theo Riddick	5-10	195	Fr.
	11	Shaquelle Evans	6-1	203	Fr.
	33	Robert Hughes	5-11	234	Jr.
KO	40	Nick Tausch	6-0	190	Fr.
	48	David Ruffer	6-1	180	Jr.

ALL CAPS - returning starter from 2008

@ - indicates player started 12 games in 2007

- indicates player started 11 games in 2007


% - indicates player started at linebacker in 2008

^ - indicates player started at left guard in 2008

* - indicates player started at center in 2008

! - indicates player started at right guard in 2008

3 MICHAEL FLOYD



St. Paul, Minn. (Cretin-Derham Hall)
Birthdate: 11-27-89

Wide Receiver
50
6-3
220

Floyd's Career Highs

Receptions – 10, Pittsburgh (11.1.08) **Receiving Yards** – 189, Nevada (9.5.09)
Longest Reception – 88, Nevada (9.5.09) **Receiving TDs** – 3, Nevada (9.5.09)

Floyd's Season Highs

Receptions – 4, Nevada (9.5) **Receiving Yards** – 189, Nevada (9.5)
Longest Reception – 88, Nevada (9.5) **Receiving TDs** – 3, Nevada (9.5)

Floyd's Career Stats

Year	G-S	Receiving				
		Rec	Yds	Avg	TD	LG
2008	11-10	48	719	15.0	7	51
2009	1-1	4	189	47.2	3	88
Total	12-11	52	908	17.5	10	88

Floyd's Game-by-Game

2009	Receiving				
	Rec	Yds	Avg	TD	LG
*NEV (9.5)	4	189	47.2	3	88
at UM (9.12)					
MSU (9.19)					
at PUR (9.26)					
WASH (10.3)					
USC (10.17)					
BC (10.24)					
vs. WSU (10.31)					
NAVY (11.7)					
at PITT (11.14)					
UCONN (11.21)					
at STAN (11.28)					

* - games started

Tidbits

- ▶ Floyd is one of two sophomores on Irish leadership committee and also ranked by Lindy's as the 20th-best wide receiver in the country in 2009.
- ▶ A key factor in Notre Dame's wide receiver group being ranked as best in the nation by Phil Steele, number-two by Athlon and fourth best by Lindy's in 2009.
- ▶ Floyd recorded four catches for 189 yards and three touchdowns in the 35-0 rout of Nevada last weekend. He averaged 47.3 yards per reception, which broke the previous school record of 41.6 yards per catch by Jim Morse against USC on Nov. 26, 1955. Floyd was named College Football Performance Awards Performer of the Week.
- ▶ Not only were Floyd's 189 yards receiving the most by any wideout in the NCAA FBS last weekend, but his three receiving touchdowns were also tops on the weekend.
- ▶ The 189 yards receiving was the second-best single-game total by an Irish sophomore wideout in school history. Jim Seymour was a sophomore in 1966 when he set the school record with 276 yards against Purdue.
- ▶ Floyd became the fourth Irish wideout to ever post two career receptions of over 70 yards and the first to ever accomplish the feat in the same game. Nick Eddy had 74 and 91 yard catches during the 1964 season, Tim Brown had 84 and 77 yard receptions in 1986 and Jeff Samardzija had 73 and 80 yard grabs during 2005.

Yards per Reception - Game (min. 4 rec.)

1. Michael Floyd	47.3 (4 for 189)	vs. Nevada, Sept. 5, 2009
2. Jim Morse	41.6 (5 for 208)	at USC, Nov. 26, 1955
3. Golden Tate	31.8 (4 for 127)	vs. Michigan, Sept. 13, 2008
4. John Carlson	30.3 (4 for 121)	at Michigan State, Sept. 23, 2006
	Rhema McKnight	30.3 (4 for 121) at Boston College, Oct. 25, 2003
6. Golden Tate	29.5 (6 for 177)	vs. Hawai'i (Hawai'i Bowl), Dec. 24, 2008
7. Jeff Samardzija	29.5 (6 for 177)	vs. North Carolina, Nov. 4, 2006
8. Tim Brown	26.3 (7 for 184)	vs. Navy, Nov. 1, 1986
9. Tony Hunter	26.2 (5 for 131)	vs. USC, Oct. 20, 1979

▶ His 189 yards receiving are the most for an Irish player since Jeff Samardzija totaled 191 against Stanford on Nov. 26, 2005 and eighth most in single-game school history.

Receiving Yards - Game

1. Jim Seymour	276	vs. Purdue, Sept. 24, 1966
2. Jack Snow	217	at Wisconsin, Sept. 26, 1964
3. Bobby Brown	208	at Pittsburgh, Nov. 13, 1999
	Jim Morse	208 at USC, Nov. 26, 1955
5. Maurice Stovall	207	vs. Brigham Young, Oct. 22, 2005
6. Tom Gatewood	192	vs. Purdue, Sept. 26, 1970
7. Jeff Samardzija	191	at Stanford, Nov. 26, 2005
8. Michael Floyd	189	vs. Nevada, Sept. 5, 2009
9. Tim Brown	184	vs. Navy, Nov. 1, 1986
10. Kris Haines	179	at USC, Nov. 25, 1978

▶ Floyd recorded his fifth career 100-yard receiving game, which moves him into a tie with Rhema McKnight (2002-06) for eighth place on the Notre Dame all-time 100-yard receiving games list.

Games with 100 Yards - Season

1. Tom Gatewood, Jr.	8 (1970)
2. Maurice Stovall, Sr.	6 (2005)
3. Golden Tate, So.	5 (2008)
	Jeff Samardzija, Jr.
	5 (2005)
5. Michael Floyd, Fr.	4 (2008)
	Jeff Samardzija, Sr.
	4 (2006)
	Tom Gatewood, So.
	4 (1969)

Games with 100 Yards - Career

1. Tom Gatewood	13 (1969-71)
2. Derrick Mayes	9 (1992-95)
	Jeff Samardzija
	9 (2003-06)
4. Maurice Stovall	7 (2002-05)
5. Golden Tate	6 (2007-)
	Jim Seymour
	6 (1966-68)
	Tim Brown
	6 (1984-87)
8. Michael Floyd	5 (2008-)
	Rhema McKnight
	5 (2002-06)

▶ Floyd set a new career-high for longest reception when he raced 88 yards for a touchdown with 10:12 left in the third quarter. The 88-yard reception was the third longest in Notre Dame football history and longest since Nov. 7, 1981 when Blair Kiel found Joe Howard for a school record 96 yards.

Longest Reception in ND History

1. Joe Howard	96	vs. Georgia Tech, Nov. 7, 1981
2. Nick Eddy	91	at Pittsburgh, Nov. 7, 1964
3. Michael Floyd	88	vs. Nevada, Sept. 5, 2009
4. Tim Brown	84	vs. SMU, Nov. 8, 1986
5. Jim Seymour	84	vs. Purdue, Sept. 24, 1966

- ▶ Floyd registered his second career multi-touchdown game against Nevada (he recorded a pair of touchdown receptions against Pittsburgh on Nov. 1, 2008).
- ▶ Floyd not only became the first Irish freshman to register a touchdown catch in a season opener (San Diego State in 2008), but also became the first freshman to register Notre Dame's first points of a season by touchdown. Floyd had 48 receptions for 719 yards on the season. He established new school records for receptions (48), receiving yards (719) and receiving touchdowns (7) by an Irish freshman. He also set a freshman record with 10 receptions against Pittsburgh on Nov. 1, 2008.
- ▶ Floyd put up record setting rookie numbers despite missing nearly three full games with an injury.
- ▶ Floyd still ranked 38th in the nation in receiving touchdowns, 61st in receiving yards per game and 91st in receptions per game in 2008.
- ▶ With seven touchdown receptions last season, Floyd (who holds the record for most TD receptions by a freshman) was tied for ninth place on the Irish single-season list (Tom Gatewood, 1970).
- ▶ Floyd finished the game against Pittsburgh in 2008 with 10 receptions for 100 yards, which was the most catches by an Irish player since Rhema McKnight had 10 receptions against Army in 2006.
- ▶ Floyd's touchdown catch against Washington on Oct. 25, 2008 broke the Notre Dame record for TD receptions by a freshman (WR Duval Kamara had four in 2007).
- ▶ Became the first Irish freshman wide receiver with consecutive 100-yard receiving games since Joe Howard on Oct. 31 (Navy) and Nov. 7 (Georgia Tech) of 1981 -- just the second ever to accomplish the feat.
- ▶ Floyd is the fourth different freshman in the last 20 years whose first career catch was a touchdown. The others were Raghib "Rocket" Ismail and Derek Brown in 1988, and Derrick Mayes in 1992 -- mighty impressive company for Floyd to join.
- ▶ Floyd was having one of the top receiving seasons by any true freshman across the country in NCAA FBS (stats entering Notre Dame's game against Navy when Floyd was injured on the third play from scrimmage blocking down field).

Receptions Per Game (True Freshman)

Name, School	Rec.	Yds	Avg.	TD	Rec./G
DeAndre Brown, Southern Miss.	67	1,117	16.67	12	5.15
Jeff Fuller, Texas A&M	50	630	12.60	9	4.55
Martavious Odoms, Michigan	49	443	9.04	0	4.45
*Michael Floyd, Notre Dame	48	719	14.98	7	4.36
A.J. Green, Georgia	56	963	17.20	8	4.31

Receiving Yards Per Game (True Freshman)

Name, School	Rec.	Yds	Avg.	TD	Avg./G
DeAndre Brown, Southern Miss	67	1,117	16.67	12	85.92
T.Y. Hilton, Florida International	41	1,013	24.71	7	84.42
A.J. Green, Georgia	56	963	17.20	8	74.08
*Michael Floyd, Notre Dame	48	719	14.98	7	65.36
Julio Jones, Alabama	58	924	15.93	4	66.00
Jeff Fuller, Texas A&M	50	630	12.60	9	57.27

*Floyd missed two entire games and all but three plays on a third game.

► Freshman WR Michael Floyd had already eclipsed the rookie receiving marks in receptions, receiving yards and touchdowns.

Player (Year)	Rec.	Yds.	Avg.	TD
Michael Floyd (2008)	48	719	14.98	7
Duval Kamara (2007)	*32	357	11.2	*4
Tony Hunter (1979)	27	*690	25.6	2

* previous Notre Dame rookie single-season records

► Here is a look at how Floyd's freshman season rated against the rookie campaigns of Notre Dame's top five all-time leaders in career receptions (does not include Tom Gatewood [1968] or Jim Seymour [1965], who were not eligible to play as freshmen).

Player (Year)	Rec.	Yds.	Avg.	TD
*Michael Floyd (2008)	48	719	15.0	7
Jeff Samardzija (2003)	7	53	7.6	0
Rhema McKnight (2002)	9	91	10.1	0
Tim Brown (1984)	28	340	12.1	1
Maurice Stovall (2002)	18	312	17.3	3
Derrick Mayes (1992)	10	272	27.2	3

5

ARMANDO ALLEN JR.



Opa Locka, Fla. (Hialeah-Miami Lakes)
Birthdate: 4-30-89

Halfback	JR	5-10	200
----------	----	------	-----

Allen's Career Highs

Carries – 19, Pittsburgh (11.1.08)	Rushing Yards – 134, Purdue (9.27.08)
Longest Rush – 21, three times	Rushing TDs – 1, three times
Receptions – 9, at Boston College (11.8.08)	Receiving Yds – 66, Stanford (10.4.08)
Longest Reception – 41, vs. Hawai'i (12.24.08)	Receiving TDs – 1, three times
Kickoff Returns – 6, Air Force (11.10.07)	Kickoff Return Yds – 147, at Michigan State (9.20.08)
Longest Kickoff Return – 96, vs. Hawai'i (12.24.08)	Kickoff Return TDs – 1, vs. Hawai'i (12.24.08)
Punt Returns – 3, at Michigan State (9.20.08)	Punt Return Yds – 35, San Diego State (9.6.08)
Longest Punt Return – 22, San Diego State (9.6.08)	Most All-Purpose Yds – 247, Purdue (9.27.08)

Allen's Season Highs

Carries – 15, Nevada (9.5)	Rushing Yards – 72, Nevada (9.5)
Longest Rush – 14, Nevada (9.5)	Rushing TDs – 1, Nevada (9.5)
Receptions – 3, at Nevada (9.5)	Receiving Yds – 25, Nevada (9.5)
Longest Reception – 26, Nevada (9.5)	

Allen's Career Stats

Year	Rushing					Receiving					
	G-S	Att	Yds	Avg	TD	LG	Rec	Yds	Avg	TD	LG
2007	12-4	86	348	4.0	0	15	24	124	5.2	1	16
2008	13-8	134	585	4.4	3	21	50	355	7.1	2	41
2009	1-1	15	72	4.8	1	14	3	25	8.3	0	26
Total	26-13	235	1005	4.3	4	21	77	504	6.5	3	41

Year	Kickoff Return				All-Purpose					
	Ret	Yds	Avg	TD	LG	Rush	Rec	PR	KR	Avg/G
2007	33	704	21.3	0	38	348	124	0	704	98.0
2008	21	543	25.9	1	96	585	355	66	543	119.2
2009	0	0	0.0	0	0	72	25	0	0	97.0
Total	54	1247	23.1	1	96	1,005	504	66	1247	108.5

Allen's Game-by-Game

2009	Rushing					Receiving				
	Att	Yds	Avg	LG	TD	Rec	Yds	Avg	TD	LG
*NEV (9.5)	15	72	4.8	14	1	3	25	8.3	0	26
at UM (9.12)										
MSU (9.19)										
at PUR (9.26)										
WASH (10.3)										
USC (10.17)										
BC (10.24)										
vs. WSU (10.31)										
NAVY (11.7)										
at PITT (11.14)										
UCONN (11.21)										
at STAN (11.28)										

2009	Punt Returns					Kickoff Returns				
	Att	Yds	Avg	LG	TD	Att	Yds	Avg	TD	LG
NEV (9.5)	0	0	0.0	0	0	0	0	0.0	0	0
at UM (9.12)										
MSU (9.19)										
at PUR (9.26)										
WASH (10.3)										
USC (10.17)										
BC (10.24)										
vs. WSU (10.31)										
NAVY (11.7)										
at PITT (11.14)										
UCONN (11.21)										
at STAN (11.28)										

Tidbits


- Allen was named a 2009 Doak Walker Award Candidate. He also was ranked as Phil Steele's #17 kick returner and #47 running back.
- Allen scored a touchdown and eclipsed 1,000 career rushing yards last week in the victory over Nevada.
- Allen had 50 receptions in 2008 which ranked second-most by an Irish running back in single-season history. Allen's 77 career receptions also rank second-best in career history for Notre Dame running backs. He trails Darius Walker (109, 2004-06) for the school record.
- Allen had 1,549 all-purpose yards in 2008, which ranked second on the team and 10th in single-season Irish history.
- Allen's nine receptions at Boston College on Nov. 8, 2008 were not only a career-best, but were also the most ever by an Irish running back in a single game.
- Allen eclipsed 130 all-purpose yards in six of Notre Dame's 13 games in 2008.
- Allen registered his second career multi-touchdown game in the 49-21 rout of Hawai'i in the 2008 Hawai'i Bowl.
- Allen eclipsed the 150 all-purpose yards against Hawai'i for the seventh time in his career and fifth time in 2008.
- Allen rushed for a career-best 134 yards in the 38-21 victory over Purdue on Sept. 27, 2008. He averaged 7.9 yards per carry (the 7.9 per carry average was the highest for a Notre Dame player since Darius Walker averaged 10.2 against Air Force on Nov. 11, 2006).
- Allen totaled a career-high 247 all-purpose yards against the Boilermakers (-1 on punt returns, 105 on kick returns, 134 in rushing and nine in receiving).
- Prior to the meeting with Purdue, Allen's longest career run was 15 yards, but he had five runs of longer than 15 yards against the Boilermakers.
- Eclipsed 100 yards against the Boilermakers for the first time in his career (previous career-high was 91 yards against Navy on Nov. 3, 2008).
- The 247 all-purpose yards against Purdue were the most by an Irish player since Julius Jones had 255 against Pittsburgh in 2003 (rushed for 262 yards).

Most All-Purpose Yards In Single-Game History

	Total	Rush	Rec.	PR	KR	Year (Opponent)
1. Willie Maher	361	107	-	80	174	1923 (Kalamazoo)
2. George Gipp	357	150	-	50	157	1920 (Army)
3. Tim Brown	294	15	126	21	132	1987 (Boston College)
4. Tim Brown	284	19	184	-	81	1986 (Navy)
5. Jim Seymour	276	-	276	-	-	1966 (Purdue)
6. Tim Brown	275	-4	72	150	57	1987 (Michigan State)
7. Raghib Ismail	268	100	24	-	144	1990 (Miami, Fla.)
8. Vagas Ferguson	263	255	8	-	-	1978 (Georgia Tech)
9. Phil Carter	257	254	3	-	-	1980 (Michigan State)
10. Julius Jones	255	262	-7	-	-	2003 (Pittsburgh)
-- Armando Allen	247	134	9	-1	105	2008 (Purdue)

7

JIMMY CLAUSEN



Westlake Village, Calif. (Oaks Christian)
Birthdate: 9-21-87

Quarterback

JR

6-3

223

Clausen's Career Highs

Carries – 11, at North Carolina (10.11.08)
Longest Rush – 11, Duke (11.17.07)
Pass Completions – 31, at North Carolina (10.11.08)
Longest Completion – 88, Nevada (9.5.09)
Rushing TDs – 1, twice
Completion % – 84.6 (22-for-26), vs. Hawai'i (12.24.08)
Passing YPC – 21.0, Nevada (9.5.09)

Rushing Yards – 19, at Boston College (11.8.08)
Pass Attempts – 48, at North Carolina (10.11.08)
Passing Yards – 401, vs. Hawai'i (12.24.08)
Passing TDs – 5, vs. Hawai'i (12.24.08)
Interceptions – 4, Boston College (11.8.08)
Passing YPA – 17.5, Nevada (9.5.09)
Passing Efficiency – 303.7, Nevada (9.5.09)

Clausen's Season Highs

Carries – 2, Nevada (9.5)
Longest Rush – 7, Nevada (9.5)
Pass Completions – 15, Nevada (9.5)
Longest Completion – 88, Nevada (9.5)
Completion % – 83.3 (15-for-18), Nevada (9.5)
Passing YPC – 21.0, Nevada (9.5)

Rushing Yards – 1, Nevada (9.5)
Pass Attempts – 18, Nevada (9.5)
Passing Yards – 315, Nevada (9.5)
Passing TDs – 4, Nevada (9.5)
Passing YPA – 17.5, Nevada (9.5)
Passing Efficiency – 303.7, Nevada (9.5)

Clausen's Career Stats

Year	Passing					Rushing					
	G-S	Comp	Att	INT	Pct	Yds	TD	Att	Yds	Avg	TD
2007	10-9	138	245	6	56.3	1254	7	62	-187	-3.0	2
2008	13-13	268	440	17	60.9	3172	25	54	-73	-1.4	0
2009	1-1	15	18	0	83.3	315	4	2	1	0.5	0
Total	24-23	421	703	23	59.9	4741	36	118	-259	-2.2	2

Clausen's Game-by-Game

2009	Passing					Rushing					
	Comp	Att	Pct	Yds	LG	TD	INT	Att	Yds	LG	TD
*NEV (9.5)	15	18	83.3	315	88	4	0	2	1	7	0
at UM (9.12)											
MSU (9.19)											
at PUR (9.26)											
WASH (10.3)											
USC (10.17)											
BC (10.24)											
vs. WSU (10.31)											
NAVY (11.7)											
at PITT (11.14)											
UCONN (11.21)											
at STAN (11.28)											

* - games started

Tidbits

- ▶ Clausen is one of four Irish captains and also was ranked by Phil Steele as the 10th-best quarterback in the nation for 2009.
- ▶ Despite being just halfway through his college career, Clausen has moved into the top-10 in almost all Notre Dame passing lists.
- ▶ Clausen already ranks in the top-five in eight categories including passing yards per game (second – 197.5 yards), pass attempts per game (second – 29.3), completion percentage (second – 59.9 percent), pass completions per game (second – 17.5), completions (fourth – 421), attempts (fourth – 703) and passing touchdowns (fourth – 36 TDs). He also ranks fourth in lowest interception percentage (3.27 percent) in school history and sixth in career passing yards (4,741 yards).
- ▶ Clausen finished the afternoon against Nevada 15-of-18 for 315 yards, four touchdowns and no interceptions. He completed 83.3% of his passes, which ranked tied for sixth-best in Irish single-game history (equaling his effort against Navy on Nov. 15, 2008). Clausen was one of four nominees for the AT&T Player of the Week.
- ▶ Clausen has now posted completion percentages of over 80% in three separate games over his career, making him the only Notre Dame quarterback to post three such games. His trio of games all rank among the top 10 completion percentages in single-game Irish history.

Completion Percentage - Game

1. Steve Beuerlein	90.9	vs. Colorado, Sept. 22, 1984
2. Rick Slager	85.7	at Northwestern, Sept. 25, 1976
Rick Mirer	85.7	at Purdue, Sept. 28, 1991
Jarious Jackson	85.7	vs. Navy, Nov. 14, 1998
5. Jimmy Clausen	84.6	vs. Hawai'i, Dec. 24, 2008
6. Jimmy Clausen	83.3	vs. Nevada, Sept. 5, 2009
Jimmy Clausen	83.3	vs. Navy, Nov. 15, 2008
8. Bob Williams	81.3	at Michigan State, Nov. 5, 1949
9. Brady Quinn	80.5	at Purdue, Oct. 1, 2005

- ▶ Clausen has registered multi-touchdown passing games 11 times over Notre Dame's last 16 games.
- ▶ He threw at least three touchdown passes five times in 2008 and now eight times in his career -- all over Notre Dame's last 17 games.
- ▶ Clausen set a school record for average passing yards per attempt. His average of 17.50 yards per attempt bested his own previous school record of 15.42 set in the 2008 Hawai'i Bowl. Clausen has bested the previous school record for single-game yards per attempt in consecutive outings.
- ▶ Clausen recorded a pass efficiency rating of 303.67 in the game, surpassing his career best of 277.63 set in the Hawai'i Bowl last season. The rating was the best by an Irish quarterback in a single game in the Charlie Weis era. Clausen posted the highest completion percentage, efficiency rating, yards per attempt, yards per completion and touchdown to interception ratio of any quarterback in all of the FBS last week. He also threw the second-most touchdowns overall.
- ▶ Over his last two games, Clausen has completed 84.1% of his passes (37-of-44) for 716 yards, nine touchdowns, no interceptions and a efficiency rating of 288.3.
- ▶ Clausen tossed touchdown passes of 19 and 24 yards to Rudolph and Floyd, respectively, in the first half. The signal caller was nearly perfect in the opening 15 minutes. Clausen completed 8-of-9 passes for 90 yards and one touchdown in the opening 15 minutes.
- ▶ Clausen passed Jarious Jackson (1996-99) for fourth place on the Notre Dame all-time touchdown passes list.
- ▶ Clausen set new a career-high for his longest completion when he hooked up with Floyd for 88 yards. The 88-yard completion was the third longest in Notre Dame football history and longest since Nov. 7, 1981 when Blair Kiel found Joe Howard for a school record 96 yards.
- ▶ Clausen has now thrown three or more touchdown passes in eight career games.
- ▶ His four touchdown passes rank tied for fifth-best in single-game Irish history.
- ▶ Clausen recorded his fourth career 300-yard passing game.
- ▶ Clausen is the second Irish quarterback to ever have multiple games with at least four touchdown passes.
- ▶ Clausen passed Joe Montana (1975-78) for 10th place on the Notre Dame all-time total yards list.
- ▶ Clausen passed Joe Theismann (1968-70) for sixth place on the Notre Dame all-time plays list.
- ▶ Clausen passed Rick Mirer (1989-92) for fourth place on the Notre Dame all-time pass attempts list.
- ▶ Here is a quick comparison of Clausen's sophomore stats against the previous top sophomore final passing seasons by Notre Dame quarterbacks in school history:

	Jimmy Clausen	Brady Quinn	Ron Powlus
Completions	268	191	124
Attempts	440	353	217
Completion Percentage	60.9%	54.1%	57.1%
Passing Yards	3,172	2,586	1,853
Touchdowns	25	17	12
Interceptions	17	10	7
Passing Yards Per Game	244.0	215.5	185.3
Efficiency Rating	132.5	125.9	140.7

- ▶ Clausen has made 23 career starts for Notre Dame. Here is an interesting look at his noticeable improvement:


	First 11 Starts	Last 11 Starts
Completions	165	228
Attempts	294	362
Completion Percentage	56.1%	63.0%
Passing Yards	1,604	2,861
Touchdowns	12	23
Interceptions	10	11
Passing Yards Per Game	145.8	260.1
Efficiency Rating	108.6	144.3

- ▶ Clausen started all 13 games at quarterback for the Irish in 2008 and recorded the third-most prolific passing season in Notre Dame history. He completed 268 of his 440 pass attempts (60.9 pct) for 3,172 passing yards (244.0 yards per game) on the year and tossed 25 touchdowns. Clausen established records for every major passing category by a sophomore Notre Dame quarterback. The only better statistical seasons were Brady Quinn in 2005 and 2006. He ranked 43rd in passing efficiency nationally at 132.49 and ranked 40th in total offense at 238.38.
- ▶ Clausen completed 22 of 26 passes for 401 yards and five TDs with no interceptions vs. Hawai'i in the Sheraton Hawai'i Bowl. He set individual career bests in completion percentage (84.6 percent), passing yards (401) and TD passes (five). Clausen's statistics also helped set Notre Dame team bowl records in points (49), passing yards (413), passing touchdowns (five) and total yards (478). His passing yards, passing touchdowns and completion percentage were individual bowl records for the Irish. Clausen's completion percentage was the second best by any quarterback at any school in bowl game history.

- ▶ Clausen is only the second Notre Dame quarterback to throw for at least 20 touchdowns in a season (Brady Quinn in 2005 and 2006).
- ▶ Clausen closed the 2008 season with 268 completions, 440 pass attempts, 3,172 yards and 25 touchdowns. He ranked third in single-season Notre Dame history in all three categories. He ranked in the top-five in eight single-season categories including attempts (third), attempts per game (third – 33.8), completions (third), completions per game (third – 20.6), completion percentage (fifth – 60.9 percent), passing yards (third), passing yards per game (244.0 – third) and touchdown passes (third).
- ▶ Clausen had 43 completions of over 20 yards in 2008 after connecting on just 13 in 10 games as a freshman in 2007.
- ▶ Clausen attempted 43 passes against Pittsburgh on Nov. 1, 2008 without an interception. The 43 pass attempts were the fifth-most in single-game school history without a pick. Interestingly, Clausen has three of the top seven-best games in terms of most passes in a single game without an interception and each has come in Notre Dame's last 15 games.
- ▶ Clausen set career-highs in completions (31) and attempts (48) against North Carolina on Oct. 11, 2008. The 31 completions are the fourth-most, the 48 attempts are tied for sixth-most and the 383 yards are eighth-most in Notre Dame single-game history.
- ▶ Clausen bested his career-high in passing yards three straight weeks (Purdue, Stanford and North Carolina).
- ▶ Clausen went 132 passes without an interception over one stretch in 2008, which was the second longest in school history by a Notre Dame quarterback (only Brady Quinn's 226 straight passes without an interception during the 2006 season was longer).
- ▶ Threw for a total of 730 yards over Notre Dame's two games against Stanford (347) and North Carolina (383). It was the most passing yards by a Notre Dame quarterback in consecutive weeks since Brady Quinn totaled 814 in victories over Michigan State (487) and Washington (327) during the 2005 season.

9

KYLE RUDOLPH



Cincinnati, Ohio (Elder)
Birthdate: 11-9-89

Tight End

SO

6-6

260

Rudolph's Career Highs

Receptions – 5, Stanford (10.4.08) **Receiving Yards** – 78, vs. Hawai'i (12.24.08)
Longest Reception – 29, vs. Hawai'i (12.24.08) **Receiving TDs** – 1, three times

Rudolph's Season Highs

Receptions – 4, Nevada (9.5) **Receiving Yards** – 29, Nevada (9.5)
Longest Reception – 19, Nevada (9.5) **Receiving TDs** – 1, Nevada (9.5)

Rudolph's Career Stats

Year	G-S	Receiving				
		Rec	Yds	Avg	TD	LG
2008	13-13	29	340	11.7	2	29
2009	1-1	4	29	7.3	1	19
Total	14-14	33	369	11.2	3	29

Rudolph's Game-by-Game

2009	Receiving				
	Rec	Yds	Avg	TD	LG
*NEV (9.5)	4	29	7.3	1	19
at UM (9.12)					
MSU (9.19)					
at PUR (9.26)					
WASH (10.3)					
USC (10.17)					
BC (10.24)					
vs. WSU (10.31)					
NAVY (11.7)					
at PITT (11.14)					
UCONN (11.21)					
at STAN (11.28)					

* - games started

Tidbits

▶ Rudolph is a member Irish Leadership Committee despite being just a sophomore. He also is the only sophomore on the 2009 Mackey Award Watch List.

- ▶ Rudolph had four receptions for 29 yards and one touchdown in the 35-0 victory over Nevada last weekend. The touchdown was the third of his career. Two of Rudolph's grabs gave Notre Dame a first down, including his 19-yard TD snag on 3rd and 16.
- ▶ The Irish figured to struggle to find an immediate replacement in 2008 for John Carlson, one of the most prolific tight ends in school history. Carlson started each of the last 23 games in which he appeared and recorded the second-most receptions (100) and third-most receiving yards (1,093) for a career by a Notre Dame tight end.
- ▶ Rudolph exploded onto the scene. A USA Today first-team All-American and considered by most recruiting sites as the top tight end in the nation, Rudolph started all 13 games last season and became the first Notre Dame rookie tight end to ever start a season opener.
- ▶ Rudolph recorded single-game highs in both receptions (5) and receiving yards (70) against Stanford on Oct. 4, 2008. Rudolph also added his second career touchdown reception against the Cardinals.
- ▶ With his first reception against Pittsburgh on Nov. 1, 2008, Rudolph established a new school record for receptions by a Notre Dame freshman tight end. He broke Ken McAfee's record of 14 catches in 1974.
- ▶ With his 12-yard reception against Syracuse on Nov. 22, 2008 midway through the second quarter, Rudolph eclipsed Dean Masztak's school record for most receiving yards by a freshman tight end. Masztak had 236 yards receiving on 13 receptions in 1978.
- ▶ Rudolph owns the school record for rookie tight ends in both receptions (29) and receiving yards (340).
- ▶ Rudolph caught four passes for a career-high 78 yards in the Hawai'i Bowl victory. He had a 29-yard reception against the Warriors to set a new career-long reception.
- ▶ Here is how Rudolph's season compared to three other outstanding Notre Dame rookie tight ends (Brown and McAfee each were named first team All-Americans later in their career).


Player (Year)	Rec.	Yds.	Avg.	TD
Kyle Rudolph (2008)	*29	*340	11.7	2
Ken McAfee (1974)	14	146	10.4	1
Dean Masztak (1978)	13	236	18.2	0
Derek Brown (1988)	12	150	12.5	*3
Jabari Holloway (1997)	8	144	18.0	1

* Notre Dame rookie single-season TE records

- ▶ Rudolph became the first Irish freshman tight end to record a touchdown reception in 11 years in the victory over Purdue. Jabari Holloway was the last Notre Dame tight end to do so in a 33-15 loss at Stanford in 1997. He broke the drought with his five-yard grab of a Jimmy Clausen pass in the third quarter as the Irish extended their lead to 28-14 over the Boilermakers.
- ▶ Rudolph is the first Notre Dame rookie tight end to haul in touchdown passes in consecutive weeks (Purdue and Stanford) since Derek Brown did during the 1988 season. Ironically enough, Brown also did it in victories over both Purdue and Stanford.
- ▶ Rudolph was held without a catch in the victory over Washington. It marked just the second time that season (Michigan being the other game) in which he failed to make a reception.

18

DUVAL KAMARA



Jersey City, N.J. (Hoboken)
Birthdate: 3-1-89

Wide Receiver

JR

6-5

219

Kamara's Career Highs

Receptions – 6, twice **Receiving Yards** – 93, at Stanford (11.24.07)
Longest Reception – 35, at Stanford (11.24.07) **Receiving TDs** – 2, Navy (11.3.07)

Kamara's Career Stats

Year	G-S	Receiving				
		Rec	Yds	Avg	TD	LG
2007	11-5	32	357	11.2	4	35
2008	13-9	20	206	10.3	1	28
2009	1-0	0	0	0.0	0	0
Total	25-14	52	563	10.8	5	35

Kamara's Game-by-Game

2009	Receiving				
	Rec	Yds	Avg	TD	LG
NEV (9.5)	0	0	0.0	0	0
at UM (9.12)					
MSU (9.19)					
at PUR (9.26)					
WASH (10.3)					
USC (10.17)					
BC (10.24)					
vs. WSU (10.31)					
NAVY (11.7)					
at PITT (11.14)					
UCONN (11.21)					
at STAN (11.28)					

* - games started


Tidbits

- ▶ Notre Dame's biggest wide receiver.
- ▶ Had arthroscopic surgery on right knee on Tuesday, Aug. 11 to repair cartilage and returned to full-go on Tuesday, Sept. 1.
- ▶ Set school records for receptions and receiving yards by an Irish rookie in 2007 (both marks broken in 2008 by Michael Floyd).
- ▶ Has one career multi-touchdown game.
- ▶ Key member of talented group of receivers on Irish roster that are ranked as the best in the nation by Phil Steele, second-best by Athlon and fourth by Lindy's.
- ▶ Ranked as the 22nd-best receiver in the nation by Phil Steele.

23 GOLDEN TATE

Hendersonville, Tenn. (Hendersonville)

Birthdate: 8-2-88



Wide Receiver

JR

5-11

195

Tate's Career Highs

Receptions – 7, Syracuse (11.22.08)	Receiving Yards – 177, vs. Hawai'i (12.24.08)
Longest Reception – 69, vs. Hawai'i (12.24.08)	Receiving TDs – 3, vs. Hawai'i (12.24.08)
Carries – 2, at Washington (10.25.08)	Rushing Yards – 24, at Michigan State (9.20.08)
Longest Rush – 24, at Michigan State (9.20.08)	Rushing TDs – 1, at Washington (10.25.08)
Longest Kick Return – 40, at Michigan (9.15.07)	Kick Return Yards – 133, at Michigan (9.15.07)
Kick Returns – 5, twice	Longest Punt Return – 42, at Boston College (11.8.08)
Punt Return Yards – 50, vs. Navy (11.15.08)	Punt Returns – 6, vs. Navy (11.15.08)
Most All-Purpose Yards – 223, Syracuse (11.22.08)	

Tate's Season Highs

Receptions – 3, Nevada (9.5)	Receiving Yards – 59, Nevada (9.5)
Longest Reception – 36, Nevada (9.5)	Carries – 1, Nevada (9.5)
Rushing Yards – 3, Nevada (9.5)	Longest Rush – 3, Nevada (9.5)
Longest Punt Return – -2, Nevada (9.5)	Punt Return Yards – -2, Nevada (9.5)
Punt Returns – 1, Nevada (9.5)	Most All-Purpose Yards – 60, Nevada (9.5)

Tate's Career Stats

Year	Receiving					Rushing					
	G-S	Rec	Yds	Avg	TD	LG	Att	Yds	Avg	TD	LG
2007	12-2	6	131	21.8	1	43	1	4	4.0	0	4
2008	13-8	58	1080	18.6	10	69	5	37	7.4	1	24
2009	1-1	3	59	19.7	0	36	1	3	3.0	0	3
Total	26-11	67	1270	19.0	11	69	7	44	6.3	1	24

Year	Kickoff Return					All-Purpose				
	Ret	Yds	Avg	TD	LG	Rush	Rec	PR	KR	Avg/G
2007	15	326	21.7	0	40	4	131	0	326	38.4
2008	26	521	20.0	0	30	37	1080	116	521	134.9
2009	0	0	0.0	0	0	3	59	-2	0	60.0
Total	41	847	20.7	0	40	44	1270	114	847	87.5

Tate's Game-by-Game

2009	Rushing					Receiving				
	Att	Yds	Avg	LG	TD	Rec	Yds	Avg	TD	LG
*NEV (9.5)	1	3	3.0	3	0	3	59	19.7	0	36
at UM (9.12)										
MSU (9.19)										
at PUR (9.26)										
WASH (10.3)										
USC (10.17)										
BC (10.24)										
vs. WSU (10.31)										
NAVY (11.7)										
at PITT (11.14)										
UCONN (11.21)										
at STAN (11.28)										

* - games started

Tidbits

- ▶ Tate hauled in three catches for 59 yards in the 35-0 rout of Nevada last week. He registered a 36-yard grab. Tate has now recorded 23 receptions of at least 20 yards and 18 catches have gained at least 30 yards over his career.
- ▶ Tate totaled 203 all-purpose yards (177 receiving, 17 kick, nine punt) and three touchdowns in the 49-21 rout of Hawai'i in the 2008 Hawai'i Bowl. His 177 receiving yards and three TDs were career-bests. One of his touchdowns went for 69 yards, which was the longest play from scrimmage on the year for the Irish and longest of Tate's career. Tate set school bowl game records for receiving yards and receiving touchdowns.
- ▶ With another 100-yard receiving game against Hawai'i on Dec. 24, Tate became the seventh Irish wide receiver to ever record six or more 100-yard receiving games in a career.
- ▶ Tate already ranks 10th all-time at Notre Dame in touchdown receptions.

Touchdown Receptions

1. Jeff Samardzija	27 (2003-06)
2. Derrick Mayes	22 (1992-95)
Rhema McKnight	22 (2002-06)
4. Tom Gatewood	19 (1969-71)
5. Maurice Stovall	18 (2002-05)
6. Jim Seymour	16 (1966-68)
7. Ken MacAfee	15 (1974-77)
8. Tim Brown	12 (1984-87)
Bobby Brown	12 (1996-99)
10. Golden Tate	11 (2007-)

- ▶ Tate ranked 28th in the NCAA FBS in receiving yards per game (83.08) and tied for 83rd in receptions per game (4.46) in 2008.
- ▶ Tate also tied for 16th in the nation with 10 receiving touchdowns last season.
- ▶ Among players with at least 4.46 receptions per game last year, Tate ranked second in the NCAA FBS with a 18.62 yards per reception average.

Name, School	Rec.	Yds	Rec./G	Avg./Rec.
Marko Mitchell, Nevada	61	1,141	4.69	18.70
Golden Tate, Notre Dame	58	1,080	4.46	18.62
Hakeem Nicks, North Carolina	68	1,222	5.23	17.97
Aldrick Robinson, SMU	59	1,047	5.90	17.75
Rashaun Greer, Colorado State	63	1,114	4.85	17.68

- ▶ Tate led the Irish in all-purpose yards (1,754), receptions (10), receiving yards (1,080), receiving touchdowns (10) and total touchdowns (11). His 1,754 all-purpose yards ranked third in Irish history. Tate's 58 catches tied him for seventh-most in a season at Notre Dame and his 1,080 receiving yards were the fifth-most in Irish history. He tallied five games with at least 100 receiving yards – tied for third-most in a season. Tate registered 18 receptions of at least 20 yards and 15 receptions of at least 30 yards. His 10 TD catches was the sixth-most in a Notre Dame season.
- ▶ Tate became the sixth Notre Dame wideout to ever surpass 1,000 receiving yards in a single season. Here is how he compared to those record setting seasons:

Player (Year)	Rec.	Yds.	Avg.	TD
Jeff Samardzija (2005)	77	1,249	16.2	15
Maurice Stovall (2005)	69	1,149	16.7	11
Tom Gatewood (1970)	77	1,123	14.6	7
Jack Snow (1964)	60	1,114	18.6	9
Golden Tate (2008)	58	1,080	18.6	10
Jeff Samardzija (2006)	78	1,017	13.0	12

► Tate not only became the third Notre Dame wideout to ever have five or more 100 yard receiving games in the same season, but also the fifth to ever have six or more 100-yard receiving games.

Games with 100 Yards - Season

1. Tom Gatewood, Jr.	8 (1970)
2. Maurice Stovall, Sr.	6 (2005)
3. Golden Tate, So.	5 (2008)
Jeff Samardzija, Jr.	5 (2005)
5. Michael Floyd, Fr.	4 (2008)
Jeff Samardzija, Sr.	4 (2006)
Tom Gatewood, So.	4 (1969)

Games with 100 Yards - Career

1. Tom Gatewood	13 (1969-71)
2. Derrick Mayes	9 (1992-95)
Jeff Samardzija	9 (2003-06)
4. Maurice Stovall	7 (2002-05)
5. Golden Tate	6 (2007-)
Jim Seymour	6 (1966-68)
Tim Brown	6 (1984-87)

► Registered a career-best 223 all-purpose yards in the home finale against Syracuse on Nov. 22, 2008. He eclipsed 185 all-purpose yards in six games in 2008.

Most All-Purpose Yards In Single-Season History

	Total	Rush	Rec.	PR	KR	Year
1. Tim Brown*	1937	254	910	75	698	1986
2. Tim Brown	1847	144	846	401	456	1987
3. Golden Tate	1754	37	1080	116	521	2008
4. Raghbir Ismail	1723	537	699	151	336	1990
5. Allen Pinkett	1682	1394	288	-	-	1983
6. Darius Walker	1658	1267	391	-	-	2006
7. Raghbir Ismail	1628	478	535	502	113	1989
8. Autry Denson	1627	1179	111	196	141	1996
9. Autry Denson	1604	1268	175	68	93	1997
10. Armando Allen	1549	585	355	66	543	2008

*Brown also holds season per game record at 176.1 (1937 in 11)

► Tate also ranks among the top 10 all-time in career kickoff returns and kickoff return yards.

Kickoff Returns

1. Julius Jones	72-1678 (1999-2001, '03)
2. Tim Brown	69-1613 (1984-87)
3. Armando Allen	54-1247 (2007-)
4. Jim Stone	49-1079 (1977-80)
5. Vontez Duff	47-1230 (2000-03)
Tony Driver	47-1083 (1997-2000)
7. Raghbir Ismail	46-1271 (1988-90)
8. Golden Tate	41-847 (2007-)
9. Terry Curick	32-739 (1974-77)

Kickoff Return Yards

1. Julius Jones	72-1678 (1999-2001, '03)
2. Tim Brown	69-1613 (1984-87)
3. Raghbir Ismail	46-1271 (1988-90)
4. Armando Allen	54-1247 (2007-)
5. Vontez Duff	47-1230 (2000-03)
6. Tony Driver	47-1083 (1997-2000)
7. Jim Stone	49-1079 (1977-80)
8. Allen Rossum	29-891 (1994-97)
9. Golden Tate	41-847 (2007-)

25 JONAS GRAY

Pontiac, Mich. (Detroit Country Day School)

Birthdate: 6-27-90

Halfback

50

5-10

220

Gray's Career Highs

Carries – 9, twice	Rushing Yards – 61, at Washington (10.25.08)
Longest Rush – 19, twice	Receptions – 1, Nevada (9.5.09)
Receiving Yards – 5, Nevada (9.5.09)	Longest Reception – 5, Nevada (9.5.09)
Kickoff Returns – 1, twice	Kickoff Return Yards – 5, at UNC (10.11.08)
Longest Kickoff Return – 5, at UNC (10.11.08)	

Gray's Season Highs

Carries – 9, Nevada (9.5)	Rushing Yards – 50, Nevada (9.5)
Longest Rush – 19, Nevada (9.5)	Receptions – 1, Nevada (9.5)
Receiving Yards – 5, Nevada (9.5)	Longest Reception – 5, Nevada (9.5)

Gray's Career Stats

Year	G-S	Rushing				Receiving					
		Att	Yds	Avg	TD	LG	Rec	Yds	Avg	TD	LG
2008	7-0	21	90	4.3	0	19	0	0	0.0	0	0
2009	1-0	9	50	5.6	0	19	1	5	5.0	0	5
Total	8-0	30	140	4.7	0	19	1	5	5.0	0	5

Gray's Game-by-Game

2009	Rushing					Receiving				
	Att	Yds	Avg	LG	TD	Rec	Yds	Avg	TD	LG
NEV (9.5)	9	50	5.6	19	0	1	5	5.0	0	5
at UM (9.12)										
MSU (9.19)										
at PUR (9.26)										
WASH (10.3)										
USC (10.17)										
BC (10.24)										
vs. WSU (10.31)										
NAVY (11.7)										
at PITT (11.14)										
UCONN (11.21)										
at STAN (11.28)										

32 THEO RIDDICK

Manville, N.J. (Immaculata)

Birthdate: 5-4-91

Halfback

FR

5-10

195

Riddick's Season/Career Highs

Carries – 5, Nevada (9.5)	Rushing Yards – 19, Nevada (9.5)
Longest Rush – 9, Nevada (9.5)	Kickoff Returns – 1, Nevada (9.5)
Kickoff Return Yards – 23, Nevada (9.5)	Longest Kick Return – 23, Nevada (9.5)

Riddick's Career Stats

Year	G-S	Rushing					Receiving				
		Att	Yds	Avg	TD	LG	Rec	Yds	Avg	TD	LG
2009	1-0	5	19	3.8	0	9	0	0	0.0	0	0

Year	Kickoff Return					All-Purpose				
	Ret	Yds	Avg	TD	LG	Rush	Rec	PR	KR	Avg/G
2009	1	23	23.0	0	23	19	0	0	23	42.0


Riddick's Game-by-Game

2009	Rushing					Receiving				
	Att	Yds	Avg	LG	TD	Rec	Yds	Avg	TD	LG
NEV (9.5)	5	19	3.8	9	0	0	0	0.0	0	0
at UM (9.12)										
MSU (9.19)										
at PUR (9.26)										
WASH (10.3)										
USC (10.17)										
BC (10.24)										
vs. WSU (10.31)										
NAVY (11.7)										
at PITT (11.14)										
UCONN (11.21)										
at STAN (11.28)										

* - games started

33 ROBERT HUGHES

Chicago, Ill. (Hubbard)
Birthdate: 6-21-89



Halfback

JR

5-11

234

Hughes' Career Highs
Carries – 19, Michigan (9.13.08) **Rushing Yards** – 136, at Stanford (11.24.07)
Longest Rush – 45, at Stanford (11.24.07) **Rushing TDs** – 2, Michigan (9.13.08)
Kickoff Returns – 2, twice **Kickoff Return Yards** – 18, at Purdue (9.29.07)
Longest Kick Return – 15, Michigan State (9.22.07) **Receptions** – 3, three times
Receiving Yards – 32, San Diego State (9.6.08) **Longest Reception** – 15, at North Carolina (10.11.08)

Hughes' Season Highs
Carries – 6, Nevada (9.5) **Rushing Yards** – 20, Nevada (9.5)
Longest Rush – 8, Nevada (9.5)

Hughes' Career Stats

Year	G-S	Rushing					Receiving				
		Att	Yds	Avg	TD	LG	Rec	Yds	Avg	TD	LG
2007	11-1	53	294	5.5	4	45	3	17	5.7	0	13
2008	12-3	112	382	3.4	4	18	14	93	6.6	0	15
2009	1-0	6	20	3.3	0	8	0	0	0.0	0	0
Total	24-4	171	696	4.1	8	45	17	110	6.5	0	15

Hughes' Game-by-Game


2009	Rushing					Receiving				
	Att	Yds	Avg	LG	TD	Rec	Yds	Avg	TD	LG
NEV (9.5)	6	20	3.3	8	0	0	0	0.0	0	0
at UM (9.12)										
MSU (9.19)										
at PUR (9.26)										
WASH (10.3)										
USC (10.17)										
BC (10.24)										
vs. WSU (10.31)										
NAVY (11.7)										
at PITT (11.14)										
UCONN (11.21)										
at STAN (11.28)										

* - games started

Tidbits
 ► Recorded a pair of 100-yard rushing games and one multi-touchdown game.

34 JAMES ALDRIDGE

St. Louis, Mo. (Merrillville, Ind.)
Birthdate: 7-6-87



Fullback

SR

6-0

225

Aldridge's Career Highs
Carries – 32, Navy (11.3.07) **Rushing Yards** – 125, Navy (11.3.07)
Longest Rush – 43, Michigan State (9.22.07) **Rushing TDs** – 2, at Washington (10.25.08)
Receptions – 3, at UCLA (10.6.07) **Receiving Yards** – 18, at UCLA (10.6.07)
Longest Reception – 11, at UCLA (10.6.07) **Kickoff Returns** – 1, Syracuse (11.22.08)
Kickoff Return Yards – 15, Syracuse (11.22.08) **Longest Kickoff Return** – 15, Syracuse (11.22.08)

Aldridge's Season Highs
Carries – 3, Nevada (9.5) **Rushing Yards** – 13, Nevada (9.5)
Longest Rush – 9, Nevada (9.5)

Aldridge's Career Stats

Year	G-S	Rushing					Receiving				
		Att	Yds	Avg	TD	LG	Rec	Yds	Avg	TD	LG
2006	7-0	37	142	3.8	0	13	0	0	0.0	0	0
2007	11-5	121	463	3.8	0	43	5	30	6.0	0	11
2008	12-1	91	357	3.9	3	19	3	1	0.3	0	6
2009	1-0	3	13	4.3	0	9	0	0	0.0	0	0
Total	31-6	252	975	3.9	3	43	8	31	3.9	0	11

Aldridge's Game-by-Game


2009	Rushing					Receiving				
	Att	Yds	Avg	LG	TD	Rec	Yds	Avg	TD	LG
NEV (9.5)	3	13	4.3	9	0	0	0	0.0	0	0
at UM (9.12)										
MSU (9.19)										
at PUR (9.26)										
WASH (10.3)										
USC (10.17)										
BC (10.24)										
vs. WSU (10.31)										
NAVY (11.7)										
at PITT (11.14)										
UCONN (11.21)										
at STAN (11.28)										

* - games started

Tidbits
 ► Has eclipsed 100 rushing yards in a game twice in his career and has averaged at least 5.0 yards per carry in eight contests.
 ► Moved to fullback in spring drills and opens training camp as the starter.

55 ERIC OLSEN

Staten Island, N.Y. (Brooklyn Poly Prep)
Birthdate: 6-16-88



Center/Guard

SR

6-5

305

Olsen's Career Stats

Year	G-GS	Time
2006	8-0	20:45
2007	11-6	171:45
2008	13-13	348:12
2009	1-1	--
Total	33-20	540:42

Tidbits
 ► Fiesty and aggressive lineman has the second-longest consecutive games started streak on the roster and has started the third-most games of any Irish player on the roster.
 ► Started 20 consecutive contests (19 at left guard) and played in 32 games in his career.
 ► One of the leaders of the offensive line and moves to center from left guard for his senior year.
 ► One of four returning starters on the offensive line and one of six linemen with starting experience.

59 CHRIS STEWART

Spring, Texas (Klein)
 Birthdate: 9-12-87

Offensive Guard SR 6-5 330

Stewart's Career Stats

Year	G-GS	Time
2006	DNP	
2007	6-0	46:44
2008	10-10	242:53
2009	1-1	--
Total	17-11	288:37

Tidbits

- ▶ Settled in nicely at offensive guard for the Irish in 2008 after bouncing around for his first two seasons.
- ▶ Began Notre Dame career as an offensive lineman but tried playing defensive line during spring of 2007 before returning to offensive line during '07 training camp.
- ▶ Played in 17 games over the past three seasons and started 11 games (10 in 2008).
- ▶ Moves from right guard to left guard in '09 and opens the season as the starter.

72 PAUL DUNCAN

Dallas, Ga. (East Paulding)
 Birthdate: 6-18-87

Offensive Tackle SR 6-7 315

Duncan's Career Stats

Year	G-GS	Time
2005	5-0	23:45
2006	12-0	52:09
2007	12-12	301:44
2008	DNP	
2009	1-1	--
Total	30-13	376:38

Tidbits

- ▶ Veteran member of the offensive line and one of two players who return for a fifth year on the offensive side of the ball.
- ▶ Enjoyed a solid spring practice and enters '09 as the starter at left tackle.
- ▶ Started 13 of 30 career games played for the Irish including three starts at left tackle and 10 starts at right tackle (started 12 games in 2007).
- ▶ Logged 376:38 of playing time at Notre Dame.
- ▶ One of six members of the Irish offensive line in '09 with starting experience.

74 SAM YOUNG

Coral Springs, Fla. (St. Thomas Aquinas)
 Birthdate: 6-24-87

Offensive Tackle SR 6-8 320

Young's Career Stats

Year	G-GS	Time
2006	13-13	289:17
2007	12-12	310:08
2008	13-13	380:41
2009	1-1	--
Total	39-39	980:06

Tidbits

- ▶ Notre Dame's top returning offensive lineman enters his final season with the possibility of setting the school record for most starts in a career.
- ▶ Has started all 39 games of his career and is the only Notre Dame offensive lineman to have started every game since his freshman year.
- ▶ Became the first Irish offensive lineman to make his debut as a freshman in the season opener since freshmen regained eligibility in 1972.
- ▶ Veteran leader of the offense has more starts under his belt than any other player on the roster.
- ▶ Started 29 games at right tackle and 10 games at left tackle in his career.
- ▶ Started his first 15 games at Notre Dame, all 13 games in 2008 and the season opener in 2009 at right tackle.
- ▶ One of four returning starters on the offensive line in 2009.

78 TREVOR ROBINSON

Elkhorn, Neb. (Elkhorn)
 Birthdate: 5-16-90

Offensive Guard SO 6-5 305

Robinson's Career Stats


Year	G-GS	Time
2008	11-3	190:07
2009	1-1	--
Total	12-4	190:07

Tidbits

- ▶ Strong, versatile offensive lineman has already appeared in 12 games early on in his Notre Dame career.
- ▶ Registered three starts as a freshman, logging 190:07 of playing time and making 23 appearances on special teams.
- ▶ Missed spring practice while recovering from an injury but opens 2009 as the starter at right guard.

82 ROBBY PARRIS


Olmstead Falls, Ohio (St. Ignatius)
Birthdate: 12-3-87



Wide Receiver	SR	6-3	205
---------------	----	-----	-----

83 MIKE RAGONE

Camden, N.J. (Camden Catholic)
Birthdate: 2-18-88



Tight End	JR	6-5	251
-----------	----	-----	-----

Parris' Career Highs

Receptions – 7, at Purdue (9.29.07) **Receiving Yards** – 94, Boston College (10.13.07)
Longest Reception – 35, at Penn State (9.8.07) **Receiving TDs** – 1, Boston College (10.13.07)

Parris' Season Highs

Receptions – 1, Nevada (9.5) **Receiving Yards** – 10, Nevada (9.5)
Longest Reception – 10, Nevada (9.5)

Parris' Career Stats

Year	G-S	Receiving				
		Rec	Yds	Avg	TD	LG
2006	6-0	1	7	7.0	0	7
2007	12-4	29	361	12.4	1	35
2008	7-0	9	50	5.6	0	12
2009	1-0	1	10	10.0	0	10
Total	26-4	40	428	10.7	1	35

Parris' Game-by-Game

2009	Receiving				
	Rec	Yds	Avg	TD	LG
NEV (9.5)	1	10	10.0	0	10
at UM (9.12)					
MSU (9.19)					
at PUR (9.26)					
WASH (10.3)					
USC (10.17)					
BC (10.24)					
vs. WSU (10.31)					
NAVY (11.7)					
at PITT (11.14)					
UCONN (11.21)					
at STAN (11.28)					

* - games started

Ragone's Career Highs

Receptions – 1, Navy (11.3.07) **Receiving Yards** – 7, Navy (11.3.07)
Longest Reception – 7, Navy (11.3.07)

Ragone's Career Stats

Year	G-S	Receiving				
		Rec	Yds	Avg	TD	LG
2007	11-0	1	7	7.0	0	7
2008	DNP					
2009	1-1	0	0	0.0	0	0
Total	12-1	1	7	7.0	0	7

Ragone's Game-by-Game

2009	Receiving				
	Rec	Yds	Avg	TD	LG
*NEV (9.5)	0	0	0.0	0	0
at UM (9.12)					
MSU (9.19)					
at PUR (9.26)					
WASH (10.3)					
USC (10.17)					
BC (10.24)					
vs. WSU (10.31)					
NAVY (11.7)					
at PITT (11.14)					
UCONN (11.21)					
at STAN (11.28)					

* - games started

Tidbits

► Made first career start against Nevada last week.

2 DARRIN WALLS

Pittsburgh, Pa. (Woodland Hills)
Birthdate: 6-20-88



Cornerback	SR	6-2	190
------------	----	-----	-----

Walls' Career Highs

Total Tackles – 6, Duke (11.17.07) **Solo Tackles** – 4, USC (10.20.07)
Assisted Tackles – 4, Duke (11.17.07) **Tackles For Loss** – 2.0, Navy (11.3.07)
Interceptions – 1, at Penn State (9.8.07) **Longest INT Return** – 73, at Penn State (9.8.07)
INT Return TD – 73, at Penn State (9.8.07) **Forced Fumbles** – 1, twice
Pass Breakups – 2, twice

Walls' Career Stats

Year	G-S	Tackles				Fumbles				
		TT	UT	AT	TFL	Scks	FF	FR	PBU	INT
2006	8-2	4	4	0	0.0-0	0.0-0	0	0-0	1	0-0
2007	12-11	32	23	9	2.5-17	0.0-0	2	0-0	9	1-73
2008					DNP					
2009	1-0	0	0	0	0.0-0	0.0-0	0	0-0	0	0-0
Total	21-13	36	27	9	2.5-17	0.0-0	2	0-0	10	1-73

Year	No.	Kickoff				Punt				
		Yards	Avg.	TD	LG	No.	Yards	Avg.	TD	LG
2006	5	84	16.8	0	28	0	0	0.0	0	0

Walls' Game-by-Game

2009	TT	UT	AT	TFL	Scks	FF	FR	PBU	INT
NEV (9.5)	0	0	0	0.0-0	0.0-0	0	0	0	0
at UM (9.12)									
MSU (9.19)									
at PUR (9.26)									
WASH (10.3)									
USC (10.17)									
BC (10.24)									
vs. WSU (10.31)									
NAVY (11.7)									
at PITT (11.14)									
UCONN (11.21)									
at STAN (11.28)									


* - games started

Tidbits

▶ One of the top defensive players on the Irish roster looks to continue his growth from his first two years of action.
▶ Started at left cornerback as a sophomore (2007) and was used in nickel situations during freshman season (2006) before leaving school for personal reasons in 2008.

5 MANTI TE'O

Laie, Hawai'i (Punahou)
Birthdate: 1-26-91



Linebacker	FR	6-2	244
------------	----	-----	-----

Te'o's Career/Season Highs

Total Tackles – 2, Nevada (9.5) **Solo Tackles** – 2, Nevada (9.5)

Te'o's Career Stats

Year	G-S	Tackles				Fumbles				
		TT	UT	AT	TFL	Scks	FF	FR	PBU	INT
2009	1-1	2	1	1	0.0-0	0.0-0	0	0-0	0	0-0

Te'o's Game-by-Game

2009	TT	UT	AT	TFL	Scks	FF	FR	PBU	INT
NEV (9.5)	2	1	1	0.0-0	0.0-0	0	0	0	0
at UM (9.12)									
MSU (9.19)									
at PUR (9.26)									
WASH (10.3)									
USC (10.17)									
BC (10.24)									
vs. WSU (10.31)									
NAVY (11.7)									
at PITT (11.14)									
UCONN (11.21)									
at STAN (11.28)									


* - games started

Tidbits

▶ Registered a solo tackle on his first career defensive play against Nevada last weekend.

8 RAESHON MCNEIL

Cooleemee, N.C. (Davie County)
Birthdate: 12-25-87



Cornerback	SR	6-0	190
------------	----	-----	-----

McNeil's Career Highs

Total Tackles – 6, twice **Solo Tackles** – 5, at North Carolina (10.11.08)
Assisted Tackles – 4, Syracuse (11.22.08) **Tackles For Loss** – 1.0, at Stanford (11.24.07)
Sacks – 1.0, at Stanford (11.24.07) **Interceptions** – 2, Pittsburgh (11.8.08)
INT Return Yards – 47, Pittsburgh (11.8.08) **Longest INT Return** – 43, Pittsburgh (11.8.08)
Pass Breakups – 3, at Boston College (11.8.08)

McNeil's Career Stats

Year	G-S	Tackles				Fumbles				
		TT	UT	AT	TFL	Scks	FF	FR	PBU	INT
2006	11-0	4	2	2	0.0-0	0.0-0	0	0-0	0	0-0
2007	11-1	9	6	3	1.0-10	1.0-10	0	0-0	3	0-0
2008	13-13	41	28	13	0.0-0	0.0-0	0	0-0	11	2-47
2009	1-1	0	0	0	0.0-0	0.0-0	0	0-0	0	0-0
Total	36-15	54	36	18	1.0-10	1.0-10	0	0-0	14	2-47

McNeil's Game-by-Game

2009	TT	UT	AT	TFL	Scks	FF	FR	PBU	INT
*NEV (9.5)	0	0	0	0.0-0	0.0-0	0	0	0	0
at UM (9.12)									
MSU (9.19)									
at PUR (9.26)									
WASH (10.3)									
USC (10.17)									
BC (10.24)									
vs. WSU (10.31)									
NAVY (11.7)									
at PITT (11.14)									
UCONN (11.21)									
at STAN (11.28)									

* - games started

Tidbits

▶ Ranks 11th all-time in passes broken up following stellar 2008 campaign where he recorded the third-most breakups in a season in school history.

- ▶ Quality special teams player for the Irish who has made 205 special-teams appearances.
- ▶ McNeil led Notre Dame in '08 with 11 pass breakups, including two in the victory over Michigan, and 13 passes defended (11 PBUs and two INT).
- ▶ McNeil recorded three pass breakups in the loss at Boston College on Nov. 8, 2008. The three PBUs were the most in a game for the Irish in the Weis era. In fact, it is the most by an Irish player since Shane Walton and Gerome Sapp each had three against Florida State on Oct. 26, 2002.
- ▶ McNeil registered the most PBUs by an Irish player since Dave Waymer had 12 in 1978.

Passes Broken Up - Season

1.	Clarence Ellis	13 (1969)
2.	Dave Waymer	12 (1978)
3.	Raeshon McNeil	11 (2008)
	Tom Schoen	11 (1967)
	Luther Bradley	11 (1973)
6.	Dennis Phillips	10 (1963)
	Tony Carey	10 (1964)
	Tom Longo	10 (1964)
	David Martin	10 (1966)
	Thomas O'Leary	10 (1966)
	Ralph Stepaniak	10 (1969)

▶ McNeil tied for 16th in the NCAA FBS in passes broken up in 2008. Here is that list:

Rank	Player, School	Pos.	Cl.	GP	PBU
1.	Alterraun Verner, UCLA	DB	JR	12	18
2.	Brandon Brinkley, Houston	DB	JR	13	15
	Darian Hagan, California	DB	SO	13	15
4.	Jairus Byrd, Oregon	DB	JR	13	14
	Syd'Quan Thompson, California	DB	JR	13	14
	Traye Simmons, Minnesota	DB	JR	13	14
	Jacob Lacey, Oklahoma St.	DB	SR	13	14
8.	Alphonso Smith, Wake Forest	DB	SR	13	13
	Michael Norris, UCLA	DB	SR	12	13
	Devin Ross, Arizona	DB	JR	13	13
	Allen Langford, Wisconsin	DB	SR	13	13
12.	Joshua Moore, Kansas St.	DB	SO	12	12
	David Pender, Purdue	DB	JR	12	12
	Nick Sanders, TCU	DB	JR	13	12
	Joe Haden, Florida	DB	SO	14	12
t16.	Raeshon McNeil, Notre Dame	DB	JR	13	11

9

ETHAN JOHNSON

Portland, Ore. (Lincoln)

Birthdate: 12-18-89

Defensive Tackle

50

6-4

280

Johnson's Career Highs

Total Tackles – 5, at USC (11.29.08) **Solo Tackles** – 5, at USC (11.29.08)
Assisted Tackles – 2, Purdue (9.27.08) **QB Hurries** – 1, twice
Tackles For Loss – 2.0, vs. Hawai'i (12.24.08) **Sacks** – 2.0, vs. Hawai'i (12.24.08)
Pass Breakups – 2, at Michigan State (9.20.08)

Johnson's Season Highs

Total Tackles – 2, Nevada (9.5) **Solo Tackles** – 1, Nevada (9.5)
Assisted Tackles – 1, Nevada (9.5)

Johnson's Career Stats

Year	G-S	Tackles			Fumbles			FR	PBU	INT
		TT	UT	AT	TFL	Scks	FF			
2008	13-4	18	9	9	5.0-21	3.5-17	0	0-0	2	0-0
2009	1-1	2	1	1	0.0-0	0.0-0	0	0-0	0	0-0
Total	14-5	20	10	10	5.0-21	3.5-17	0	0-0	2	0-0

Johnson's Game-by-Game

2009	TT	UT	AT	TFL	Scks	FF	FR	PBU	INT
*NEV (9.5)	2	1	1	0.0-0	0.0-0	0	0	0	0
at UM (9.12)									
MSU (9.19)									
at PUR (9.26)									
WASH (10.3)									
USC (10.17)									
BC (10.24)									
vs. WSU (10.31)									
NAVY (11.7)									
at PITT (11.14)									
UCONN (11.21)									
at STAN (11.28)									
* - games started									

Tidbits

- ▶ Came into his own toward the end of the 2008 campaign tallying seven tackles and three sacks in the final two games.
- ▶ Slides to defensive tackle in 2009 and opens atop the depth chart.

12

ROBERT BLANTON

Matthews, N.C. (Butler)

Birthdate: 9-7-89

Cornerback

50

6-1

185

Blanton's Career Highs

Total Tackles – 7, at USC (11.29.08) **Solo Tackles** – 7, at USC (11.29.08)
Assisted Tackles – 2, twice **Tackles For Loss** – 1.0, three times
Interceptions – 1, twice **Longest INT Return** – 47, Purdue (9.27.08)
INT Return TD – 47, Purdue (9.27.08) **Pass Breakups** – 1, three times

Blanton's Season Highs

Total Tackles – 2, Nevada (9.5) **Solo Tackles** – 2, Nevada (9.5)
Interceptions – 1, Nevada (9.5) **Longest INT Return** – 0, Nevada (9.5)

Blanton's Career Stats

Year	G-S	Tackles			Fumbles			FR	PBU	INT
		TT	UT	AT	TFL	Scks	FF			
2008	12-4	33	26	7	3.0-14	0.0-0	0	0-0	3	2-47
2009	1-1	2	0	2	0.0-0	0.0-0	0	0-0	0	1-0
Totals	13-5	35	26	9	3.0-14	0.0-0	0	0-0	3	3-47

Blanton's Game-by-Game

2009	TT	UT	AT	TFL	Scks	FF	FR	PBU	INT
*NEV (9.5)	2	0	0	0.0-0	0.0-0	0	0	0	1-0
at UM (9.12)									
MSU (9.19)									
at PUR (9.26)									
WASH (10.3)									
USC (10.17)									
BC (10.24)									
vs. WSU (10.31)									
NAVY (11.7)									
at PITT (11.14)									
UCONN (11.21)									
at STAN (11.28)									
* - games started									

Tidbits

- ▶ Returned a Curtis Painter throw 47 yards for a touchdown against Purdue on Sept. 27, 2008.
- ▶ Has appeared on special-teams units 63 times.

22 HARRISON SMITH

Knoxville, Tenn. (Knoxville Catholic)
 Birthdate: 1-2-89



Safety

JR

6-2

207

Harrison Smith's Career Highs

Total Tackles – 9, at Boston College (11.8.08) **Solo Tackles** – 7, at Boston College (11.8.08)
Assisted Tackles – 5, at Michigan State (9.20.08) **Tackles For Loss** – 2.0, at Washington (10.25.08)
Sacks – 2.0, at Washington (10.25.08) **Pass Breakups** – 2, twice
Carries – 1, twice **Rushing Yards** – 35, at Washington (10.25.08)
Longest Rush – 35, at Washington (10.25.08)

Harrison Smith's Season Highs

Total Tackles – 6, Nevada (9.5) **Solo Tackles** – 5, Nevada (9.5)
Assisted Tackles – 1, Nevada (9.5)

Harrison Smith's Career Stats

Year	G-S	Tackles			Fumbles					
		TT	UT	AT	TFL	Scks	FF	FR	PBU	INT
2007					DNP					
2008	13-9	57	39	18	8.5-39	3.5-26	0	0-0	7	0-0
2009	1-1	6	5	1	0.0-0	0.0-0	0	0-0	0	0-0
Total	14-10	63	44	19	8.5-39	3.5-26	0	0-0	7	0-0

Harrison Smith's Game-by-Game

2009	TT	UT	AT	TFL	Scks	FF	FR	PBU	INT
*NEV (9.5)	6	5	1	0.0-0	0.0-0	0	0	0	0
at UM (9.12)									
MSU (9.19)									
at PUR (9.26)									
WASH (10.3)									
USC (10.17)									
BC (10.24)									
vs. WSU (10.31)									
NAVY (11.7)									
at PITT (11.14)									
UCONN (11.21)									
at STAN (11.28)									

* - games started

Tidbits

- ▶ Outstanding athlete that played in 13 games in 2008 and registered nine starts at LB.
- ▶ Opens 2009 at free safety, where he originally started his Irish career.

28 KYLE MCCARTHY

Youngstown, Ohio (Cardinal Mooney)
 Birthdate: 9-30-86



Safety

SR

6-1

210

Kyle McCarthy's Career Highs

Total Tackles – 15, Pittsburgh (11.1.08) **Solo Tackles** – 10, San Diego State (9.6.08)
Assisted Tackles – 8, twice **Tackles For Loss** – 2.0, Pittsburgh (11.1.08)
Forced Fumbles – 1, twice **Pass Breakups** – 1, twice
Interceptions – 1, four times **Longest INT Return** – 23, Nevada (9.5.09)

Kyle McCarthy's Season Highs

Total Tackles – 9, Nevada (9.5) **Solo Tackles** – 7, Nevada (9.5)
Assisted Tackles – 2, Nevada (9.5) **Interceptions** – 1, Nevada (9.5)
Longest INT Return – 23, Nevada (9.5)

Kyle McCarthy's Career Stats

Year	G-S	Tackles			Fumbles					
		TT	UT	AT	TFL	Scks	FF	FR	PBU	INT
2005					DNP					
2006	13-0	9	6	3	0.0-0	0.0-0	0	0-0	0	0-0
2007	12-1	20	11	9	0.0-0	0.0-0	1	0-0	1	1-0
2008	13-13	110	64	46	3.5-12	0.0-0	0	0-0	1	2-18
2009	1-1	9	7	2	0.0-0	0.0-0	0	0-0	0	1-23
Total	39-15	148	88	60	3.5-12	0.0-0	1	0-0	2	4-41

Kyle McCarthy's Game-by-Game

2009	TT	UT	AT	TFL	Scks	FF	FR	PBU	INT
*NEV (9.5)	9	7	2	0.0-0	0.0-0	0	0	0	1-23
at UM (9.12)									
MSU (9.19)									
at PUR (9.26)									
WASH (10.3)									
USC (10.17)									
BC (10.24)									
vs. WSU (10.31)									
NAVY (11.7)									
at PITT (11.14)									
UCONN (11.21)									
at STAN (11.28)									

* - games started

Tidbits

- ▶ McCarthy has registered a team-best 500 special teams appearances at Notre Dame.
- ▶ McCarthy has led the Irish in tackles five different times over his career.
- ▶ McCarthy became the first Notre Dame defensive back to ever reach 100 tackles in a single season in 2008. The previous school record for tackles by an Irish defensive back was 98 by Chinedum Ndukwe (2006).
- ▶ McCarthy ranked tied for 42nd in the NCAA FBS in solo tackles and 54th in total tackles last season.
- ▶ McCarthy also ranked among the top five strong safeties in the NCAA FBS in both total tackles and solo tackles per game in 2008. Here are those lists.

Total Tackles Per Game (Strong Safeties)

Name, School	Cl.	Solo	Asst.	Total	TPG
Derrick Richardson, New Mexico St.	Sr.	66	71	137	12.45
Josh Thompson, La.-Monroe	Jr.	68	40	108	9.00
Clint McPeck, New Mexico	Jr.	50	53	103	8.58
Kyle McCarthy, Notre Dame	Sr.	64	46	110	8.46
Brad Phillips, Northwestern	Jr.	56	53	109	8.38

Solo Tackles Per Game (Strong Safeties)

Name, School	Cl.	Solo	TPG
Derrick Richardson, New Mexico St.	Sr.	66	6.00
Josh Thompson, La.-Monroe	Jr.	68	5.67
Emmanuel Cook, South Carolina	Jr.	62	5.17
Kyle McCarthy, Notre Dame	Sr.	64	4.92
William Moore, Missouri	Sr.	55	4.58

Solo Tackles (Strong Safeties)

Rank	Name	Tackles
1.	Kyle McCarthy (2008)	110
2.	Chinedum Ndukwe (2006)	98
3.	David Bruton (2008)	93
4.	Steve Lawrence (1985)	92
5.	A'Jani Sanders (1999)	91
6.	David Bruton (2007)	85
7.	Brian Magee (1994)	81
	Glenn Earl (2002)	81
9.	Jim Browner (1976)	80
	Tom Zbikowski (2007)	80

- ▶ McCarthy eclipsed double digits in tackles four times in 2008.
- ▶ McCarthy equalled his then career-high with 14 tackles in the victory over Stanford on Oct. 4, 2008. He added his second career interception and a tackle for loss.
- ▶ McCarthy made just his second career start in the 2008 season-opening victory over San Diego State, but the Youngstown, Ohio native recorded a then career-high 14 tackles, including 10 solo stops.
- ▶ McCarthy backed up the performance with another stingy double-digit tackle effort against Michigan on Sept. 13, 2008. He totaled 10 stops.

31

SERGIO BROWN

Maywood, Ill. (Proviso East)
Birthdate: 5-22-88



Safety

SR

6-2

205

Brown's Career Highs

Total Tackles – 6, twice
Assisted Tackles – 2, San Diego State (9.6.08)
Sacks – 1.0, Stanford (10.4.08)
QB Hurries – 1, three times
Fumble Recovery – 1, Michigan (9.13.08)

Solo Tackles – 6, vs. Hawai'i (12.24.08)
Tackles For Loss – 1.0, twice
Pass Breakups – 2, twice
Blocked Punt – 1, twice

Brown's Season Highs

Total Tackles – 2, Nevada (9.5)
Assisted Tackles – 1, Nevada (9.5)

Solo Tackles – 1, Nevada (9.5)

Brown's Career Stats

Year	G-S	Tackles				Fumbles				
		TT	UT	AT	TFL	Scks	FF	FR	PBU	INT
2006	11-0	4	3	1	0.0-0	0.0-0	0	0-0	0	0-0
2007	9-0	7	4	3	0.0-0	0.0-0	0	0-0	0	0-0
2008	13-6	28	21	7	2.0-15	1.0-12	0	1-0	6	0-0
2009	1-1	2	1	1	0.0-0	0.0-0	0	0-0	0	0-0
Total	34-7	41	29	12	2.0-15	1.0-12	0	1-0	6	0-0

Brown's Game-by-Game

2009	TT	UT	AT	TFL	Scks	FF	FR	PBU	INT
*NEV (9.5)	2	1	1	0.0-0	0.0-0	0	0	0	0
at UM (9.12)									
MSU (9.19)									
at PUR (9.26)									
WASH (10.3)									
USC (10.17)									
BC (10.24)									
vs. WSU (10.31)									
NAVY (11.7)									
at PITT (11.14)									
UCONN (11.21)									
at STAN (11.28)									

* - games started


Tidbits

- Exciting defensive back that burst on to the defensive scene in 2008 after primarily participating on special teams his first two years.
- Can play near the line of scrimmage and blitz effectively or drop back into pass coverage.

37

MIKE ANELLO

Orland Park, Ill. (Sandburg)
Birthdate: 1-20-87



Cornerback

SR

5-10

180

Anello's Career Highs

Total Tackles – 4, San Diego State (9.6.08)
Assisted Tackles – 2, twice
Fumble Recovery – 1, Michigan (9.13.08)
Punt Block – 1, vs. Navy (11.15.08)

Solo Tackles – 4, San Diego State (9.6.08)
Forced Fumble – 1, twice
Pass Breakups – 1, at Washington (10.25.08)

Anello's Season Highs

Total Tackles – 1, Nevada (9.5)

Anello's Career Stats

Year	G-S	Tackles				Fumbles				
		TT	UT	AT	TFL	Scks	FF	FR	PBU	INT
2006					DNP					
2007	8-0	6	4	2	0.0-0	0.0-0	0	0-0	0	0-0
2008	12-0	23	15	8	0.0-0	0.0-0	2	1-0	1	0-0
2009	1-0	1	0	1	0.0-0	0.0-0	0	0-0	0	0-0
Total	21-0	30	19	11	0.0-0	0.0-0	2	1-0	1	0-0

Anello's Game-by-Game

2009	TT	UT	AT	TFL	Scks	FF	FR	PBU	INT
NEV (9.5)	1	0	1	0.0-0	0.0-0	0	0	0	0
at UM (9.12)									
MSU (9.19)									
at PUR (9.26)									
WASH (10.3)									
USC (10.17)									
BC (10.24)									
vs. WSU (10.31)									
NAVY (11.7)									
at PITT (11.14)									
UCONN (11.21)									
at STAN (11.28)									


* - games started

Tidbits

- The special-teams stalwart has become a fan favorite due to his innate play making ability on kickoff and punt coverage.
- Anello was named to 2009 Lott Award preseason watch list.
- Anello, who was awarded a scholarship during fall practice last season, has made quite a name for himself over the past two seasons. Anello joined the squad as a walk-on in 2007 and spent the entire fall camp as well as the first two weeks of the season on the scout team. After making one play after another against the Irish first team special teams unit, head coach Charlie Weis moved Anello into the starting lineup against Michigan in 2007 as a gunner.
- In that first career game against the Wolverines, Anello proceeded to make a solo tackle on his second ever play in a Notre Dame uniform. He finished the 2007 season with six tackles in eight games.
- In 2008, Anello was named to the *ESPN The Magazine*/CoSIDA Academic All-District Team for District 5. He later added *ESPN The Magazine*/CoSIDA Academic All-America second team honors.
- Anello registered his team-best 23rd special teams tackle on Notre Dame's first punt against USC on Nov. 29, 2008, but was lost for the remainder of the season after breaking his leg.
- He was tied for 10th on the Irish in tackles at the time with 23, including 15 solo stops, remarkable when you consider he plays exclusively on special teams.
- Prior to the injury, Notre Dame's opponents had a total of 72 punt (22) or kickoff (50) returns in 2008 and Anello has registered a tackle on 23 of those 72 opportunities.
- Anello recorded eight multi-tackle games in 2008.
- The special teams stalwart forced his second fumble of the season and career early in the first quarter to set up Notre Dame's first score of the afternoon against Syracuse on Nov. 22, 2008.
- Anello also got a piece of Rob Long's 25-yard punt early in the third quarter to set up another golden scoring opportunity.
- Anello had another breakthrough game against Navy. He registered a pair of tackles on special teams, including one on a kickoff inside the Navy 20-yard line. Anello also blocked his first career punt that Toryan Smith scooped up and raced 14 yards for a touchdown.
- Anello continued his tear on the opposition on punt and kickoff coverage against Michigan on Sept. 13, 2008. He registered three tackles, two solo, as well as a forced fumble and fumble recovery. Anello also nearly recovered a second Wolverine fumble on a punt.
- The fumble recovery set up another Irish score to make it 14-0 early in the first quarter.
- Anello was incredible in the season opener against San Diego State. He registered four solo tackles on special teams (two on punt return coverage and two on kickoff return coverage).

49 TORYAN SMITH

Rome, Ga. (Rome)
Birthdate: 9-14-87



Linebacker	SR	6-1	244
------------	----	-----	-----

56 KERRY NEAL

Bunn, N.C. (Bunn)
Birthdate: 8-30-88



Defensive End	JR	6-2	250
---------------	----	-----	-----

Toryan Smith's Career Highs

Total Tackles – 10, vs. Navy (11.15.08) **Solo Tackles** – 7, vs. Navy (11.15.08)
Assisted Tackles – 3, three times **Tackles For Loss** – 2.0, Nevada (9.5.09)
Sacks – 1.0, Nevada (9.5.09) **Fumble Recoveries** – 1, Syracuse (11.22.08)
Blocked Punt Return – 1, vs. Navy (11.15.08) **Longest Blocked Punt Return** – 14, vs. Navy (11.15.08)
Blocked Punt Return TD – 1, vs. Navy (11.15.08)

Toryan Smith's Season Highs

Total Tackles – 5, Nevada (9.5) **Solo Tackles** – 4, Nevada (9.5)
Assisted Tackles – 1, Nevada (9.5) **Tackles For Loss** – 2.0, Nevada (9.5)
Sacks – 1.0, Nevada (9.5)

Toryan Smith's Career Stats

Year	G-S	Tackles			Fumbles					
		TT	UT	AT	TFL	Scks	FF	FR	PBU	INT
2006	9-0	9	6	3	0.0-0	0.0-0	0	0-0	0	0-0
2007	11-2	14	6	8	0.5-1	0.0-0	0	0-0	0	0-0
2008	10-2	18	11	7	0.0-0	0.0-0	0	1-8	1	0-0
2009	1-1	5	4	1	2.0-11	1.0-10	0	0-0	0	0-0
Total	31-5	46	27	19	2.5-12	1.0-10	0	1-8	1	0-0

Toryan Smith's Game-by-Game

2009	TT	UT	AT	TFL	Scks	FF	FR	PBU	INT
*NEV (9.5)	5	4	1	2.0-11	1.0-10	0	0	0	0
at UM (9.12)									
MSU (9.19)									
at PUR (9.26)									
WASH (10.3)									
USC (10.17)									
BC (10.24)									
vs. WSU (10.31)									
NAVY (11.7)									
at PITT (11.14)									
UCONN (11.21)									
at STAN (11.28)									
* - games started									

Tidbits

► Recorded only career touchdown after returning a blocked punt for a score vs. Navy in 2008.

Neal's Career Highs

Total Tackles – 5, Syracuse (11.22.08) **Solo Tackles** – 2, twice
Assisted Tackles – 5, Syracuse (11.22.08) **QB Hurries** – 1, four times
Tackles For Loss – 1.0, four times **Sacks** – 1.0, four times
Fumble Recovery – 1, twice **Pass Breakups** – 1, Pittsburgh (11.1.08)
Longest Fumble Return – 11, at UCLA (10.6.07) **Interceptions** – 1, San Diego State (9.6.08)
Longest INT Return – 2, San Diego State (9.6.08)

Neal's Career Stats

Year	G-S	Tackles				Fumbles					
		TT	UT	AT	TFL	Scks	FF	FR	PBU	INT	
2007	12-5	20	8	12	2.0-9	2.0-9	0	2-11	3	0-0	
2008	13-11	25	11	14	4.0-19	2.0-15	0	0-0	0	1-2	
2009	1-1	0	0	0	0.0-0	0.0-0	0	0-0	0	0-0	
Total	26-17	45	19	26	6.0-28	4.0-24	0	2-11	3	1-2	

Neal's Game-by-Game

2009	TT	UT	AT	TFL	Scks	FF	FR	PBU	INT
*NEV (9.5)	0	0	0	0.0-0	0.0-0	0	0	0	0
at UM (9.12)									
MSU (9.19)									
at PUR (9.26)									
WASH (10.3)									
USC (10.17)									
BC (10.24)									
vs. WSU (10.31)									
NAVY (11.7)									
at PITT (11.14)									
UCONN (11.21)									
at STAN (11.28)									
* - games started									

Tidbits

► One of four players from his class to have played in every game in his first two seasons (Armando Allen, Golden Tate and Ian Williams).
 ► Moves to defensive end in 2009.

58 BRIAN SMITH



Overland Park, Kan. (St. Thomas Aquinas)
 Birthdate: 1-8-89

Linebacker	JR	6-3	240
------------	----	-----	-----

Brian Smith's Career Highs

Total Tackles – 10, at Michigan State (9.20.08)
Assisted Tackles – 6, at Michigan State (9.20.08)
QB Hurries – 1, four times
Interceptions – 1, Boston College (10.13.07)
INT Return TD – 25, Boston College (10.13.07)
Fumble Recoveries – 2, Michigan (9.13.08)
Longest Fumble Return – 35, Michigan (9.13.08)

Solo Tackles – 8, at Boston College (11.8.08)
Tackles For Loss – 2.0, Nevada (9.5.09)
Sacks – 1.0, four times
Longest INT Return – 25, Boston College (10.13.07)
Forced Fumbles – 1, twice
Pass Breakups – 1, twice
Fumble Return TD – 1, Michigan (9.13.08)

Brian Smith's Season Highs

Total Tackles – 3, Nevada (9.5)
Assisted Tackles – 1, Nevada (9.5)
Sacks – 1.0, Nevada (9.5)

Solo Tackles – 2, Nevada (9.5)
Tackles For Loss – 2.0, Nevada (9.5)

Brian Smith's Career Stats

Year	G-S	Tackles				Fumbles				
		TT	UT	AT	TFL	Scks	FF	FR	PBU	INT
2007	11-3	25	11	14	4.0-16	1.5-7	1	0-0	0	1-25
2008	11-9	54	33	21	4.0-33	2.0-23	1	2-35	2	0-0
2009	1-1	3	2	1	2.0-18	1.0-11	0	0-0	0	0-0
Total	23-13	82	46	36	10.0-67	4.5-41	2	2-25	2	1-25

Brian Smith's Game-by-Game

2009	TT	UT	AT	TFL	Scks	FF	FR	PBU	INT
*NEV (9.5)	3	2	1	2.0-18	1.0-11	0	0	0	0
at UM (9.12)									
MSU (9.19)									
at PUR (9.26)									
WASH (10.3)									
USC (10.17)									
BC (10.24)									
vs. WSU (10.31)									
NAVY (11.7)									
at PITT (11.14)									
UCONN (11.21)									
at STAN (11.28)									

* - games started

Tidbits

- Fiery leader of the Irish defense plays with as much emotion as anyone on the roster.
- Smith tallied two touchdowns in Irish career, returning an interception against Boston College's Matt Ryan 25 yards for a score as a freshman and rumbling 35 yards for a score against Michigan in 2008 following a fumble recovery.
- Smith ranked tied for 53rd in the nation in fumble recoveries in 2008.

89 KAPRON LEWIS-MOORE



Weatherford, Texas (Weatherford)
 Birthdate: 1-24-90

Defensive End	SO	6-4	270
---------------	----	-----	-----

Lewis-Moore's Season/Career Highs

Fumble Recovery – 1, Nevada (9.5)

Lewis-Moore's Career Stats

Year	G-S	Tackles				Fumbles				
		TT	UT	AT	TFL	Scks	FF	FR	PBU	INT
2009	1-0	0	0	0	0.0-0	0.0-0	0	1-0	0	0

Lewis-Moore's Game-by-Game

2009	TT	UT	AT	TFL	Scks	FF	FR	PBU	INT
NEV (9.5)	0	0	0	0.0-0	0.0-0	0	1-0	0	0
at UM (9.12)									
MSU (9.19)									
at PUR (9.26)									
WASH (10.3)									
USC (10.17)									
BC (10.24)									
vs. WSU (10.31)									
NAVY (11.7)									
at PITT (11.14)									
UCONN (11.21)									
at STAN (11.28)									

* - games started

90 JOHN RYAN



Westlake, Ohio (St. Ignatius)
 Birthdate: 5-7-88

Defensive End	SR	6-5	255
---------------	----	-----	-----

Ryan's Career Highs

Total Tackles – 7, at Michigan (9.15.07)
Assisted Tackles – 4, at Penn State (9.8.07)
Pass Breakups – 2, San Diego State (9.6.08)
QB Hurries – 1, five times
Fumble Recovery – 1, twice

Solo Tackles – 6, twice
Tackles For Loss – 2.0, at Purdue (9.29.07)
Sacks – 1.0, twice
Forced Fumble – 1, at UCLA (10.6.07)

Ryan's Season Highs

Total Tackles – 3, Nevada (9.5)
Assisted Tackles – 2, Nevada (9.5)

Solo Tackles – 1, Nevada (9.5)
Pass Breakups – 1, Nevada (9.5)

Ryan's Career Stats

Year	G-S	Tackles				Fumbles				
		TT	UT	AT	TFL	Scks	FF	FR	PBU	INT
2006	10-0	4	2	2	1.0-2	0.0-0	0	0-0	0	0-0
2007	12-10	39	20	19	5.0-30	2.5-23	1	0-0	0	0-0
2008	12-5	7	2	5	0.0-0	0.0-0	0	2-0	2	0-0
2009	1-0	3	1	2	0.0-0	0.0-0	0	0-0	1	0-0
Total	35-15	53	25	28	6.0-32	2.5-23	1	2-0	3	0-0

Ryan's Game-by-Game

2009	TT	UT	AT	TFL	Scks	FF	FR	PBU	INT
NEV (9.5)	3	1	2	0.0-0	0.0-0	0	0	1	0
at UM (9.12)									
MSU (9.19)									
at PUR (9.26)									
WASH (10.3)									
USC (10.17)									
BC (10.24)									
vs. WSU (10.31)									
NAVY (11.7)									
at PITT (11.14)									
UCONN (11.21)									
at STAN (11.28)									

* - games started

Tidbits

- ▶ Veteran defensive player has played with his hand on the ground at defensive end as well as in a two-point stance as an outside linebacker in Irish career.
- ▶ Key member of several special teams units and has logged 216 special-teams appearances at Notre Dame
- ▶ Returns to defensive end in 2009.

95 IAN WILLIAMS

Altamonte Springs, Fla. (Lyman)
Birthdate: 8-31-89

Nose Tackle	JR	6-2	295
-------------	----	-----	-----

Williams' Career Highs

Total Tackles – 11, Navy (11.3.07) **Solo Tackles** – 5, Pittsburgh (11.1.08)
Assisted Tackles – 9, Navy (11.3.07) **Tackles For Loss** – 2.0, Pittsburgh (11.1.08)
Pass Breakups – 1, at USC (11.29)

Williams' Season Highs

Total Tackles – 2, Nevada (9.5) **Assisted Tackles** – 2, Nevada (9.5)

Williams' Career Stats

Year	G-S	Tackles				Fumbles				INT
		TT	UT	AT	TFL	Scks	FF	FR	PBU	
2007	12-2	45	19	26	1.5-3	0.0-0	0	0-0	0	0-0
2008	12-7	40	18	22	2.0-5	0.0-0	0	0-0	1	0-0
2009	1-1	2	0	2	0.0-0	0.0-0	0	0-0	0	0-0
Total	25-10	87	37	50	3.5-8	0.0-0	0	0-0	1	0-0

Williams' Game-by-Game

2009	TT	UT	AT	TFL	Scks	FF	FR	PBU	INT
*NEV (9.5)	2	0	2	0.0-0	0.0-0	0	0	0	0
at UM (9.12)									
MSU (9.19)									
at PUR (9.26)									
WASH (10.3)									
USC (10.17)									
BC (10.24)									
vs. WSU (10.31)									
NAVY (11.7)									
at PITT (11.14)									
UCONN (11.21)									
at STAN (11.28)									

* - games started

43 ERIC MAUST

Alpharetta, Ga. (Blessed Trinity)
Birthdate: 1-9-88

Punter	SR	6-2	190
--------	----	-----	-----

Maust's Career Highs

Punts – 8, at USC (11.29.08) **Punt Yards** – 323, at USC (11.29.08)
Punt Average (min. of 3) – 44.0, twice **Long Punt** – 54, twice
50+ Punts – 2, twice **Inside 20** – 2, six times
Blocked – 1, twice

Maust's Season Highs

Punts – 3, Nevada (9.5) **Punt Yards** – 122, Nevada (9.5)
Punt Average (min. of 3) – 40.7, Nevada (9.5) **Long Punt** – 43, Nevada (9.5)
Inside 20 – 2, Nevada (9.5)

Maust's Career Stats

Year	G-S	No	Yds	Avg	LG	TB	FC	I20	50+	Blkd
2006					DNP					
2007	6-0	21	884	42.1	53	1	6	9	2	1
2008	13-0	54	2218	41.1	54	4	10	16	8	2
2009	1-0	3	122	40.7	43	0	1	2	0	0
Total	20-0	78	3224	41.3	54	5	17	27	10	3

Maust's Game-by-Game

2009	No	Yds	Avg	LG	TB	FC	I20	50+	BLK
NEV (9.5)	3	122	40.7	43	0	1	2	0	0
at UM (9.12)									
MSU (9.19)									
at PUR (9.26)									
WASH (10.3)									
USC (10.17)									
BC (10.24)									
vs. WSU (10.31)									
NAVY (11.7)									
at PITT (11.14)									
UCONN (11.21)									
at STAN (11.28)									

Tidbits

- ▶ Bombed 10 punts over 50 yards, with a long of 54 and landed 27 balls inside the 20-yard line.
- ▶ One of Notre Dame's best pitchers posting a combined 14-6 record from 2007-09.
- ▶ Named all-BIG EAST second team as a pitcher in 2008.

40 NICK TAUSCH

Plano, Texas (Jesuit)
Birthdate: 4-30-91

Kicker	FR	6-0	190
--------	----	-----	-----

Tausch's Career Highs

Extra Points Attempted – 5, Nevada (9.5) **Extra Points Converted** – 5, Nevada (9.5)
Points Scored – 5, Nevada (9.5)

Tausch's Career Stats

Year	G-S	Field Goals			XP	Kickoffs				
		M-A	Pct	LG		M-A	Pct	Att	Yds	Avg
2009	1-0	0-0	.000	0	5-5	1.000	6	351	58.5	0

The Last Time

NOTRE DAME

Rushing

Had 400 or more yards:at Boston College, 1996 (426)
 Had 300 or more yards:at Stanford, 2003 (320)
 Had 70 or more rushing attempts:vs. Michigan State, 1991 (76)
 Had 60 or more rushing attempts:vs. Navy, 2007 (63)
 Had 50 or more rushing attempts:vs. Navy, 2008 (51)
 Had six or more rush TDs:vs. Navy, 1996 (6)
 Had five or more rush TDs:at USC, 2000 (5)
 Had four or more rush TDs:vs. Navy, 2007 (4)
 Had two players with 100 rush yards in a game:vs. Stanford, 2002
(Rashon Powers-Neal 108, Ryan Grant 103)

Passing

Had 500 or more yards:at USC, 1970 (526)
 Had 400 or more yards:vs. Hawai'i (Hawai'i Bowl), 2008 (413)
 Had 300 or more yards:vs. Nevada, 2009 (332)
 Had 40 or more pass attempts:vs. Syracuse, 2008 (41)
 Had 30-39 pass attempts:vs. Purdue, 2008 (35)
 Had 25-29 pass completions:Stanford, 2008 (29)
 Had 20-24 pass completions:vs. Hawai'i (Hawai'i Bowl), 2008 (24)
 Had six or more passing TDs:vs. BYU, 2005 (6)
 Had five or more passing TDs:vs. Hawai'i (Hawai'i Bowl), 2008 (5)
 Had four or more passing TDs:vs. Nevada, 2009 (4)
 Had three or more passing TDs:vs. Nevada, 2009 (4)
 Had five or more passes intercepted:vs. USC, 1967 (7)
 Had four or more passes intercepted:at Boston College, 2008 (4)
 Had three or more passes intercepted:at Boston College, 2008 (4)

Receiving

Had two players with 100 receiving yards in a game:
vs. Pittsburgh, 2008 (Golden Tate - 111, Michael Floyd - 100)
 Had a player with over 150 receiving yards in a game:
vs. Nevada, 2009 (Michael Floyd - 189)
 Had two players with 10 catches in a game:
vs. BYU, 2005 (Maurice Stovall - 14, Jeff Samardzija - 10)

Combination Offense

Had a 200-yard passer and 100-yard rusher in a game:
vs. Purdue, 2008 (Jimmy Clausen - 275, Armando Allen - 134)
 Had a 100-yard receiver and 100-yard rusher in a game:
vs. Purdue, 2008 (Michael Floyd - 100 rec, Armando Allen - 134 rush)

Total Offense

Had 600 or more yards total offense:at Stanford, 2005 (663)
 Had 500-599 yards total offense:vs. Nevada, 2009 (510)
 Had 400-499 yards total offense:vs. Hawai'i (Hawai'i Bowl), 2008 (478)
 Had 85 or more plays total offense:vs. Navy, 2007 (90)
 Had 75-84 plays total offense:vs. Pittsburgh, 2008 (83)

Scoring

Scored 60 or more points:vs. Rutgers, 1996 (62)
 Scored 50-59 points:at Stanford, 2003 (57)
 Scored 40-49 points:vs. Hawai'i (Hawai'i Bowl), 2008 (49)
 Scored 30-39 points:vs. Nevada, 2009 (35)
 Allowed 60 or more points:Never
 Allowed 50-59 points:at Miami (Fla.), 1985 (58)
 Allowed 40-49 points:vs. Air Force, 2007 (41)
 Allowed 30-39 points:at USC, 2008 (38)
 Was held scoreless:at Boston College, 2008 (17-0)
 Was held scoreless at home:USC, 2007 (38-0)
 Was held scoreless on the road:at Boston College, 2008 (17-0)
 Was held without offensive touchdown:at USC, 2008 (38-3)
 Held opponent scoreless:vs. Nevada, 2009 (35-0)
 Held opponent scoreless at home:vs. Nevada, 2009 (35-0)
 Held opponent scoreless on the road:at Purdue, 1993 (17-0)

Held opponent without offensive touchdown:
vs. Nevada, 2009 (35-0)

Held opponent scoreless at neutral site:
vs. Maryland (Giants Stadium - East Rutherford, NJ), 2002 (22-0)

Held two or more opponents scoreless in a season:
2002 vs. Maryland (22-0) vs. Rutgers (42-0)

Held three or more opponents scoreless in a season:
1976 vs. Purdue (23-0) at Northwestern (49-0), vs. Oregon (41-0)

Held four or more opponents scoreless in a season:
1966 vs. Army (35-0) vs. North Carolina (32-0), at Oklahoma (38-0),
vs. Pittsburgh (40-0) vs. Duke (64-0), at USC (51-0)

Held five or more opponents scoreless in a season:
1966 vs. Army (35-0) vs. North Carolina (32-0), at Oklahoma (38-0),
vs. Pittsburgh (40-0) vs. Duke (64-0), at USC (51-0)

Held six or more opponents scoreless in a season:
1966 vs. Army (35-0) vs. North Carolina (32-0), at Oklahoma (38-0),
vs. Pittsburgh (40-0) vs. Duke (64-0), at USC (51-0)

Had multiple players with multiple TDs in a game:
vs. Hawai'i (Hawai'i Bowl), 2008 (Golden Tate - 3, Armando Allen - 2)

Turnovers

Did not commit a turnover:vs. Nevada, 2009
 Committed six or more turnovers:vs. Navy, 1984 (6)
 Committed five turnovers:at Boston College, 2008 (5)
 Lost four or more fumbles:vs. Michigan State, 1999 (4)
 Lost three fumbles:at North Carolina, 2008 (3)
 Recorded six or more takeaways:Michigan, 2008 (6)
 Recorded five takeaways:vs. Washington, 2004 (5)
 Returned two or more interceptions for TDs:vs. Stanford, 2002 (2)
(Shane Walton - 18 yards, Courtney Watson - 34 yards)

Returned an interception for a TD:vs. Purdue, 2008 (1)
(Robert Blanton - 47 yards)

Returned a fumble for a TD:Michigan, 2008 (1)
(Brian Smith - 35 yards)

Defense

Held opponent 50 or fewer rushing yards:vs. Hawai'i (Hawai'i Bowl), 2008 (32)
 Held opponent to 100 or fewer passing yards:at Boston College, 2008 (79)
 Held opponent to 201-300 yards total offense:
vs. Navy, 2008 (242)
 Held opponent to 200 or fewer yards total offense:at Washington, 2008 (124)
 Intercepted five or more passes:vs. Purdue, 1988 (5)
 Intercepted four passes:at UCLA, 2007 (4)
 Intercepted three passes:at USC, 2008 (3)
 Scored a safety:at Stanford, 2003
 Recorded nine or more sacks:vs. Rutgers, 1996 (9)
 Recorded eight sacks:vs. Hawai'i (Hawai'i Bowl), 2008 (8)
 Recorded seven sacks:at Stanford, 2005 (7)
 Recorded six sacks:vs. Navy, 2004 (6)
 Recorded five sacks:vs. Stanford, 2008 (5)
 Held opponent to 10 or fewer first downs:
at Washington, 2008 (8)

Special Teams

Returned a punt for a TD:vs. North Carolina, 2006
(Tom Zbikowski, 52 yards)
 Returned a blocked punt for a TD:vs. Navy, 2008
(Toryan Smith, 14 yards)
 Returned a kickoff for a TD:vs. Hawai'i (Hawai'i Bowl), 2008
(Armando Allen, 96 yards)

The Last Time

Returned a blocked FG for a TD..... at Air Force, 2006
 (Terrail Lambert, 76 yards)
 Blocked a punt: vs. Hawai'i (Hawai'i Bowl), 2008
 (Sergio Brown)
 Punted 10 or more times: USC, 2007 (10)
 Did not punt: at Washington, 2008
 Blocked a field goal: vs. Boston College, 2007
 Had a field goal blocked: at Purdue, 2007
 Blocked a PAT kick: vs. North Carolina, 2006 (2)
 Scored on a blocked PAT attempt: vs. Texas, 1995
 Missed a kicking PAT: at Washington, 2008
 Had a kicking PAT blocked: at Air Force, 2006 (2)
 Had a punt blocked: at Boston College, 2008

Miscellaneous

Had 30 or more first downs: vs. Purdue, 2006 (33)
 Had 20-29 first downs: vs. Nevada, 2009 (20)
 Was not penalized: at LSU, 1997
 Had 10 or more penalties: vs. Duke, 2007 (11)
 Had 120 or more yards in penalties: at Rutgers, 2000 (120)
 Had 35 minutes or more of possession time: vs. Navy, 2008 (35:33)
 Was involved in a tie game: at USC, 1994 (17-17)
 Was involved in an overtime game: vs. Pittsburgh, 2008 (L, 33-36)

A NOTRE DAME PLAYER

Rushing

Rushed for 300 or more yards: Never
 Rushed for 250-299 yards: Julius Jones at Pittsburgh, 2003 (262)
 Rushed for 200-249 yards: Julius Jones at Stanford, 2003 (218)
 Rushed for 175-199 yards: Darius Walker at Stanford, 2005 (186)
 Rushed for 150-174 yards: Darius Walker vs. Army, 2006 (162)
 Rushed for 125-149 yards: Armando Allen vs. Purdue, 2008 (134)
 Rushed for 100-124 yards: Robert Hughes vs. Duke, 2007 (110)
 Quarterback rushed for 100 or more yards: Carlyle Holiday
 at Boston College, 2001 (109)
 Rushed 40 or more times: Allen Pinkett at LSU, 1984 (40)
 Rushed 35-39 times: Julius Jones vs. BYU, 2003 (35)
 Rushed 30-34 times: James Aldridge vs. Navy, 2007 (32)
 Rushed 25-29 times: Darius Walker vs. Stanford, 2006 (25)
 Rushed for four or more TDs: Emmett Mosley vs. Navy, 1994 (4)
 Rushed for three TDs: Travis Thomas vs. Navy, 2007 (3)
 Rushed for two TDs: Robert Hughes vs. Michigan, 2008 (2)
 Had a run of 80 yards or more:
 Terrance Howard at West Virginia, 2000 (80)
 Had a run of 70-79 yards: Arnaz Battle vs. Kansas, 1999 (74)
 Had a run of 60-69 yards: Brady Quinn at USC, 2006 (60)
 Had a run of 50-59 yards: Carlyle Holiday at Air Force, 2002 (53)

Passing

Passed for 500 or more yards: Joe Theismann at USC, 1970 (526)
 Passed for 400-499 yards: Jimmy Clausen vs. Hawai'i (Hawai'i Bowl), 2008 (401)
 Passed for 300-399 yards: Jimmy Clausen vs. Nevada, 2009 (315)
 Attempted 50 or more passes: Brady Quinn vs. Michigan State, 2005 (60)
 Attempted 40-49 passes: Jimmy Clausen at Boston College, 2008 (46)
 Attempted 30-39 passes: Jimmy Clausen vs. Syracuse, 2008 (39)
 Completed 30 or more passes: Jimmy Clausen at North Carolina, 2008 (31)
 Completed 20-29 passes: Jimmy Clausen vs. Hawai'i (Hawai'i Bowl), 2008 (22)
 Threw six TDs: Brady Quinn vs. BYU, 2005 (6)
 Threw five or more TDs: Jimmy Clausen vs. Hawai'i (Hawai'i Bowl), 2008 (5)
 Threw four or more TDs: Jimmy Clausen vs. Nevada, 2009 (4)
 Threw three or more TDs: Jimmy Clausen vs. Nevada, 2009 (4)
 Threw five or more interceptions: Before 1975
 Threw four interceptions: Jimmy Clausen at Boston College, 2008 (4)
 Threw three interceptions: Brady Quinn vs. Michigan, 2006 (3)
 Completed a pass of 80 yards or more:
 Jimmy Clausen vs. Nevada, 2009 (88)
 Completed a pass of 70-79 yards: Jimmy Clausen vs. Nevada, 2009 (70)
 Completed a pass of 60-69 yards:
 Jimmy Clausen vs. Hawai'i (Hawai'i Bowl), 2008 (69)
 Completed a pass of 50-59 yards: Brady Quinn at Air Force, 2006 (51)

Receiving

Caught 15 or more passes: Never
 Caught 10-14 passes: Michael Floyd vs. Pittsburgh, 2008 (10)
 Caught seven to nine passes: David Grimes vs. Syracuse, 2008 (7)
 Golden Tate vs. Syracuse, 2008 (7)
 Had 200 or more yards receiving: Maurice Stovall vs. BYU, 2005 (207)
 Had 175-199 yards receiving: Michael Floyd vs. Nevada, 2009 (189)
 Had 150-174 yards receiving: Jeff Samardzija vs. BYU, 2005 (152)
 Had 100-149 yards receiving: Golden Tate vs. Syracuse, 2008 (146)
 Caught four or more TDs: Maurice Stovall vs. BYU, 2005 (4)
 Caught three TDs: Michael Floyd vs. Nevada, 2009 (3)
 Caught two TDs: Golden Tate vs. Syracuse, 2008 (2)

Total Offense

Had 500 or more yards total offense: Joe Theismann at USC, 1970 (512)
 Had 400-499 yards total offense: Brady Quinn vs. BYU, 2005 (457)
 Had 100 yards both passing and rushing:
 Jarious Jackson vs. Oklahoma, 1999 (276 passing, 107 rushing)

Scoring

Accounted for four or more touchdowns:
 Jimmy Clausen vs. Nevada, 2009 (4 passing)
 Accounted for three touchdowns:
 Michael Floyd vs. Nevada, 2009 (3 receiving)

Defense

Intercepted three or more passes: Shane Walton vs. Maryland, 2002 (3)
 Intercepted two passes: Raeshon McNeil vs. Pittsburgh, 2008 (2)
 Recovered three or more fumbles: Never
 Forced two fumbles: Maurice Crum, Jr. at UCLA, 2007 (2)
 Recovered two fumbles: Brian Smith vs. Michigan, 2008 (2)
 Recorded 15 or more tackles: David Bruton vs. Pittsburgh, 2008 (16)
 Kyle McCarthy vs. Pittsburgh, 2008 (15)
 Recorded 10-14 tackles: Kyle McCarthy vs. San Diego State, 2008 (14)

Special Teams

Scored 15 or more points kicking: Brandon Walker vs. Pittsburgh, 2008 (15)
 Scored 10-14 points kicking: Brandon Walker vs. Syracuse, 2008 (11)
 Kicked five or more field goals:
 Nicholas Setta vs. Washington State, 2003 (5)
 Kicked four field goals: Brandon Walker vs. Pittsburgh, 2008 (4)
 Kicked two field goals of 50 or more yards: Never
 Kicked a field goal of 50 or more yards: Nicholas Setta
 vs. Maryland, 2002 (51)
 Kicked a punt 70 or more yards: Jim Yoder vs. Texas, 1971 (71)
 Kicked a punt 60-69 yards: Geoff Price vs. PSU, 2006 (62)
 Punted 10 or more times: Geoff Price vs. USC, 2007 (10)
 Totaled 175 or more kickoff return yards:
 Raghiv Ismail at Michigan, 1989 (192)
 Totaled 100 or more punt return yards:
 Tom Zbikowski vs. Tennessee, 2005 (118)

AN OPPOSING TEAM

Rushing

Had 400 or more yards: Pittsburgh, 1975 (411)
 Had 300-399 yards: Stanford, 1997 (322)
 Had 200-299 yards: Michigan State, 2008 (203)
 Had 50 or more rushing attempts: Air Force, 2007 (63)
 Had five or more rush TDs: USC, 2005 (5)
 Had four rush TDs: Navy, 2007 (4)
 Had two or more players with 100 rush yards in a game: Stanford, 1997
 (Anthony Bookman - 142, Mike Mitchell - 135)

Passing

Had 400 or more yards: Washington, 2005 (408)
 Had 300-399 yards: Hawai'i (Hawai'i Bowl), 2008 (326)
 Had 60 or more pass attempts: Tennessee, 1990 (60)
 Had 50-59 pass attempts: Purdue, 2008 (55)

The Last Time

Had 40-49 pass attempts: Hawai'i (Hawai'i Bowl), 2008 (44)
 Had 30 or more pass completions: Boston College, 2007 (32)
 Had five or more passing TDs: USC, 2004 (5)
 Had four passing TDs: USC, 2007 (4)
 Had three passing TDs: Hawai'i (Hawai'i Bowl), 2008 (3)

Receiving

Had two players with 100 receiving yards in a game: USC, 2003
 (Mike Williams 112, Keary Colbert 120)

Total Offense

Had 600 or more yards total offense: Ohio State, 2006 Fiesta Bowl (617)
 Had 500-599 yards total offense: LSU, 2007 Sugar Bowl (577)
 Had 400-499 yards total offense: USC, 2008 (449)
 Had 80 or more plays: Boston College, 2007 (83)
 Had 75-79 plays: Pittsburgh, 2008 (77)

Scoring

Scored 60 or more points: Never
 Scored 50-59 points: Miami (Fla.), 1985 (58)
 Scored 40-49 points: Air Force, 2007 (41)
 Scored 30-39 points: USC, 2008 (38)
 Scored a two-point conversion: Navy, 2007

Turnovers

Did not commit a turnover: Boston College, 2008
 Had three or more fumbles lost: Michigan, 2008 (4)
 Intercepted five or more passes: USC, 1967 (7)
 Intercepted four passes: Purdue, 2003 (4)
 Intercepted three passes: Michigan, 2006 (3)
 Returned an interception for a TD: Boston College, 2008
 (Quan Sturdivant - 32 yards)
 Returned a fumble for a TD: Air Force, 2007
 (John Rabold - 19 yards)

Defense

Held ND to 10 or fewer first downs: USC, 2007 (10)
 Scored a safety: LSU, 1998
 Held ND to 50 or fewer rushing yards: Syracuse, 2008 (41)
 Held ND to 101-200 passing yards: Navy, 2008 (110)
 Held ND to 100 or fewer passing yards: UCLA, 2007 (94)
 Held ND to 201-300 yards total offense: Boston College, 2008 (292)
 Held ND to 200 or fewer yards total offense: USC, 2007 (165)

Special Teams

Returned a punt for a TD: Penn State, 2007 (Derrick Williams - 78 yards)
 Returned a blocked punt for a TD: Michigan State, 2004
 (Jerramy Scott - 0 yards)
 Returned a kickoff for a TD: USC, 2006 (Brian Cushing - 42 yards)
 Punted 10 or more times: Rutgers, 2002 (10)
 Did not punt: Miami (Fla.), 1985
 Missed a kicking PAT: San Diego State, 2008

Miscellaneous

Had 30 or more first downs: LSU, 2007 Sugar Bowl (31)
 Had 20-29 first downs: Hawai'i (Hawai'i Bowl), 2008 (22)
 Had 10 or more penalties: Boston College, 2007 (15)
 Had 100 or more yards in penalties: San Diego State, 2008 (100)
 Had 35 minutes or more of possession time: Boston College, 2007 (39:03)
 Had one 100-yard receiver and one 100-yard rusher: USC, 2006
 (C.J. Cable, 107 rushing, Dwayne Jarrett, 132 receiving)

AN OPPOSING PLAYER

Rushing

Rushed for 300 or more yards: Tony Dorsett, Pittsburgh, 1975 (303)
 Rushed for 200-299 yards: Javon Ringer, Michigan State, 2008 (201)
 Rushed for 150-199 yards: LeSean McCoy, Pittsburgh, 2008 (169)
 Rushed for 100-149 yards: Vai Taua, Nevada, 2009 (114)
 Rushed 40 or more times: Craig Heyward, Pittsburgh, 1987 (42)
 Rushed 30-39 times: LeSean McCoy, Pittsburgh, 2008 (32)

Rushed 25-29 times: Sam McGuffie, Michigan, 2008 (25)
 Rushed for five or more TDs: Walter Reyes, Syracuse, 2003 (5)
 Rushed for four or more TDs: Walter Reyes, Syracuse, 2003 (5)
 Rushed for three or more TDs: Reggie Bush, USC, 2005 (3)
 Rushed for two or more TDs: Javon Ringer, Michigan State, 2008 (2)
 Had a run of 80 yards or more: Sherman Lewis, Michigan State, 1963 (85)
 Had a run of 70-79 yards: Walter Reyes, Syracuse, 2003 (71)
 Had a run of 60-69 yards: Javon Ringer, Michigan State, 2008 (63)
 Had a run of 50-59 yards: Joe McKnight, USC, 2007 (51)

Passing

Passed for 500 or more yards: Never
 Passed for 400-499 yards: Matt Leinart, USC, 2004 (400)
 Passed for 300-399 yards: Curtis Painter, Purdue, 2008 (359)
 Attempted 60 or more passes: Andy Kelly, Tennessee, 1990 (60)
 Attempted 50-59 passes: Curtis Painter, Purdue, 2008 (55)
 Attempted 40-49 passes: Matt Ryan, Boston College, 2007 (49)
 Completed 30 or more passes: Matt Ryan, Boston College, 2007 (32)
 Completed 20-29 passes: Greg Alexander, Hawai'i (Hawai'i Bowl), 2008 (23)
 Threw five or more TDs: Matt Leinart, USC, 2004 (5)
 Threw four TDs: Mark Sanchez, USC, 2007 (4)
 Threw three TDs: Ryan Mallett, Michigan, 2007 (3)
 Completed a pass of 90 yards or more: Kyle Orton, Purdue, 2004 (97)
 Completed a pass of 80-89 yards: Curtis Painter, Purdue, 2006 (88)
 Completed a pass of 70-79 yards: Joe Dailey, North Carolina, 2006 (72)
 Completed a pass of 60-69 yards: Chad Henne, Michigan, 2006 (69)
 Completed a pass of 50-59 yards: Anthony Morelli, Penn State, 2007 (51)

Receiving

Caught 10 or more passes: Desmond Tardy, Purdue, 2008 (10)
 Caught seven to nine passes: Aaron Bain, Hawai'i (Hawai'i Bowl), 2008 (8)
 Greg Salas, Hawai'i (Hawai'i Bowl), 2008 (7)
 Had 200 or more yards receiving: Selwyn Lymon, Purdue, 2006 (238)
 Had 150-199 yards receiving: Desmond Tardy, Purdue, 2008 (175)
 Had 100-149 yards receiving: Aaron Bain, Hawai'i (Hawai'i Bowl), 2008 (109)
 Caught three or more TD passes: Dwayne Jarrett, USC, 2006 (3)
 Caught two TD passes: Aaron Bain, Hawai'i (Hawai'i Bowl), 2008 (2)

Scoring

Accounted for five or more touchdowns: Matt Leinart, USC, 2004
 (5 passing)
 Accounted for four touchdowns: Matt Trannon, Michigan State, 2005
 (3 receiving, 1 rushing)

Accounted for three touchdowns:

..... Shaun Carney, Air Force, 2007 (1 rushing, 2 passing)

Defense

Intercepted three or more passes: Rod Johnson, N.C. State, 2003 (3)
 Intercepted two passes: Ketric Buffin, Navy, 2008 (2)
 Recorded three or more sacks: Bruce Davis, UCLA, 2007 (3.0)
 Recorded two sacks: Bruce Carter, North Carolina, 2008 (2.0)

Special Teams

Kicked four or more field goals: Conor Lee, Pittsburgh, 2004 (5)
 Kicked a field goal 50 or more yards: Matt Payne, BYU, 2004 (53)
 Kicked a punt of 65 or more yards: Jared Armstrong, Purdue, 2006 (69)
 Totaled 100 or more kick return yards: Malcolm Lane, Hawai'i (Hawai'i Bowl), 2008 (107)

The Charlie Weis
Record Book

TEAM RECORDS - OFFENSE

most points in a game

49	vs. Hawai'i	12.24.08
49	BYU	10.22.05
49	at Purdue	10.1.05
45	North Carolina	11.4.06
44	Navy	11.3.07
42	Navy	11.12.05
42	at Pittsburgh	9.3.05
41	Penn State	9.9.06
41	Tennessee	11.5.05
41	Michigan State	9.17.05
41	Army	11.18.06

most points in a quarter

28 (2nd)	at Pittsburgh	9.3.05
21 (2nd)	Nevada	9.5.09
21 (2nd)	vs. Hawai'i	12.24.08
21 (3rd)	vs. Hawai'i	12.24.08
21 (3rd)	Purdue	9.27.08
21 (1st)	Michigan	9.13.08
21 (2nd)	Navy	11.12.05
21 (3rd)	BYU	10.22.05
21 (2nd)	at Purdue	10.1.05
20 (2nd)	Army	11.18.06
20 (4th)	Tennessee	11.5.05
20 (1st)	at Air Force	11.11.06

most points in a half

35 (1st)	at Pittsburgh	9.3.05
31 (1st)	North Carolina	11.4.06
28 (1st)	Nevada	9.5.09
28 (1st)	vs. Hawai'i	12.24.08
28 (1st)	Michigan	9.13.08
28 (1st)	at Purdue	10.1.05
28 (2nd)	BYU	10.22.05
28 (1st)	Navy	11.12.05
28 (1st)	Purdue	9.30.06
27 (1st)	at Air Force	11.11.06

margin of victory

35	Nevada	9.5.09
32	Army	11.18.06
28	vs. Hawai'i	12.24.08
26	at Washington	10.25.08
26	BYU	10.22.05
24	Syracuse	11.19.05
24	Penn State	9.9.06
24	vs. Navy	10.28.06
22	at Air Force	11.11.06
21	at Pittsburgh	9.3.05
21	at Purdue	10.1.05
21	Navy	11.12.05
21	Stanford	10.7.06
21	Duke	11.17.07

fewest points in a game

0	at Boston College	11.8.08
0	at Michigan	9.15.07
0	USC	10.20.07
3	at USC	11.29.08
3	Georgia Tech	9.1.07
7	at Michigan State	9.20.08
10	at Penn State	9.8.07
14	Boston College	10.13.07
14	Michigan State	9.22.07
14	at Georgia Tech	9.2.06
14	vs. LSU	1.3.07

fewest points in a half

0 (1st)	at USC	11.29.08
0 (1st)	at Boston College	11.8.08

0 (2nd)	at Boston College	11.8.08
0 (1st)	at Michigan State	9.20.08
0 (1st)	USC	10.20.07
0 (2nd)	USC	10.20.07
0 (1st)	Boston College	10.13.07
0 (1st)	at Purdue	9.29.07
0 (2nd)	Michigan State	9.22.07
0 (1st)	at Michigan	9.15.07
0 (2nd)	at Michigan	9.15.07
0 (1st)	Georgia Tech	9.1.07
0 (2nd)	vs. LSU	1.3.07

most rushing yards in a game

275	at Pittsburgh	9.3.05
252	at Washington	10.25.08
235	Navy	11.3.07
233	at Washington	9.24.05
231	at Stanford	11.26.05
230	vs. Navy	11.15.08
221	Army	11.18.06
221	Navy	11.12.05
220	Duke	11.17.07
204	Stanford	10.7.06

fewest rushing yards in a game

-8	Georgia Tech	9.1.07
-6	at Michigan	9.15.07
0	at Penn State	9.8.07
4	Michigan	9.16.06
16	at Michigan State	9.20.08
27	Boston College	10.13.07
41	UCLA	10.21.06
41	Syracuse	11.22.08
44	BYU	10.22.05
46	at UCLA	10.6.07

most carries

63	Navy	11.3.07
52	USC	11.15.05
51	vs. Navy	11.15.08
50	at Stanford	11.26.05
50	at Purdue	10.1.05
50	at Pittsburgh	9.3.05
49	at Washington	10.25.08
48	Duke	11.17.07
47	at Washington	9.24.05
44	at Michigan	9.10.05

highest average gain per rush (min. 20)

6.52	at Air Force	11.11.06	27-176
6.31	Army	11.18.06	35-221
5.67	Navy	11.12.05	39-221
5.50	at Pittsburgh	9.3.05	50-275
5.23	Stanford	10.7.06	39-204
5.14	at Washington	10.25.08	49-252
5.03	Purdue	9.27.08	40-201
4.96	at Washington	9.24.05	47-233
4.76	vs. Navy	10.28.06	37-176
4.62	at Stanford	11.26.05	50-231

most rushing TDs scored

4	Navy	11.3.07
4	at Purdue	10.1.05
4	at Pittsburgh	9.3.05
3	at Washington	10.25.08
3	at Stanford	11.24.07
3	vs Ohio State	1.2.06
3	at Washington	9.24.05
3	Purdue	9.30.06
3	Army	11.18.06
2	vs. Navy	11.15.08
2	Michigan	9.13.08

2	Michigan State	9.22.07
2	Navy	11.12.05
2	at Stanford	11.26.05
2	USC	11.15.05
2	at Georgia Tech	9.2.06
2	vs. Navy	10.28.06

most passes attempted

60	Michigan State	9.17.05
52	at Purdue	9.29.07
49	Boston College	10.13.07
49	Michigan	9.16.06
48	at North Carolina	10.11.08
46	at Boston College	11.8.08
45	UCLA	10.21.06
45	vs. Ohio State	1.2.06
45	at USC	11.25.06
44	Pittsburgh	11.1.08

most passes completed

34	at Purdue	9.29.07
33	Michigan State	9.17.05
32	BYU	10.22.05
31	at North Carolina	10.11.08
30	at Purdue	10.1.05
29	Stanford	10.4.08
29	vs. Ohio State	1.2.06
29	Purdue	9.30.06
27	UCLA	10.21.06
27	Stanford	10.7.06

highest completion percentage (min. 10 att.)

85.7	vs. Hawai'i	12.24.08	24-28
85.0	Nevada	9.5.09	17-20
78.9	vs. Navy	11.15.08	15-19
78.0	BYU	10.22.05	32-41
76.9	at Purdue	10.1.05	30-39
76.3	Purdue	9.30.06	29-38
73.7	at Air Force	11.11.06	14-19
73.3	Army	11.18.06	22-30
72.5	Stanford	10.4.08	29-40
72.0	vs. Navy	10.28.06	18-25

most passing yards

487	Michigan State	9.17.05
468	at Purdue	10.1.05
467	BYU	10.22.05
432	at Stanford	11.26.05
413	vs. Hawai'i	12.24.08
383	at North Carolina	10.11.08
377	at Purdue	9.29.07
347	Stanford	10.4.08
346	North Carolina	11.4.06
332	Nevada	9.5.09

most passing ypa (min. 10 att.)

16.6	Nevada	9.5.09	20-332
14.8	vs. Hawai'i	12.24.08	28-413
12.0	at Purdue	10.1.05	39-468
11.8	vs. Navy	10.28.06	25-295
11.4	BYU	10.22.05	41-467
11.4	at Stanford	11.26.05	38-432
10.9	at Air Force	11.11.06	19-207
9.4	North Carolina	11.4.06	37-346
9.2	Navy	11.12.05	31-284
8.9	Tennessee	11.5.05	33-295
8.9	at Michigan State	9.23.06	36-319

most passing yards per comp. (min. 5 comp.)

19.5	Nevada	9.5.09	17-332
17.3	at Stanford	11.26.05	25-432
17.2	vs. Hawai'i	12.24.08	24-413

**The Charlie Weis
Record Book**

16.4 vs. Navy	10.28.06	18-295	80 UCLA	10.21.06	35r,45p	29 Stanford	10.7.06
15.9 at Michigan State	9.23.06	20-319				28 USC	11.15.05
15.6 at Purdue	10.1.05	30-468	most total offense yards gained			27 at North Carolina	10.11.08
15.0 North Carolina	11.4.06	23-346	663 at Stanford	11.26.05	231r,432p	27 BYU	10.22.05
14.79 at Air Force	11.11.06	14-207	621 at Purdue	10.1.05	153r,468p	27 Navy	11.3.07
14.76 Michigan State	9.17.05	33-487	594 Michigan State	9.17.05	107r,487p	fewest first downs in a game	
14.75 Tennessee	11.5.05	20-295	560 at Washington	9.24.05	233r,327p	4 at USC	11.29.08
			511 BYU	10.22.05	44r,467p	9 Michigan State	9.22.07
most touchdown passes			510 Nevada	9.5.09	178r,332p	9 at Penn State	9.8.07
6 BYU	10.22.05		505 Navy	11.12.05	221r,284p	10 USC	10.20.07
5 vs. Hawai'i	12.24.08		502 at Pittsburgh	9.3.05	275r,227p	10 at Michigan	9.15.07
5 Michigan State	9.17.05		478 vs. Hawai'i	12.24.08	65r,413p	12 at UCLA	10.6.07
5 at Michigan State	9.23.06		476 Purdue	9.27.08	201r,275p	13 Georgia Tech	9.1.07
4 Nevada	9.5.09		highest average gain per play			13 at Michigan State	9.23.06
4 at Air Force	11.11.06		8.4 Nevada	9.5.09	61-510	14 Michigan	9.13.08
4 North Carolina	11.4.06		8.3 at Air Force	11.11.06	46-383	14 Boston College	10.13.07
4 Navy	11.12.05		8.0 BYU	10.22.05	64-511	14 Michigan	9.16.06
3 Pittsburgh	11.1.08		7.7 vs. Hawai'i	12.24.08	62-478	14 Tennessee	11.5.05
3 Stanford	10.4.08		7.6 vs. Navy	10.28.06	62-471	most time of possession	
3 Purdue	9.27.08		7.5 at Stanford	11.26.05	88-663	38:40 USC	11.15.05
3 San Diego State	9.6.08		7.2 Navy	11.12.05	70-505	38:01 Purdue	9.30.06
3 Duke	11.17.07		7.0 at Purdue	10.1.05	89-621	37:28 at Washington	10.25.08
3 Air Force	11.10.07		6.9 at Michigan State	9.23.06	53-366	36:56 at Washington	9.24.05
3 Army	11.18.06		6.8 Army	11.18.06	65-439	36:03 at Purdue	10.1.05
3 Tennessee	11.5.05		most all-purpose yards gained			35:49 Michigan State	9.17.05
3 at Stanford	11.26.05		794 at Stanford	11.26.05		35:35 Duke	11.17.07
3 at Purdue	10.1.05		716 Michigan State	9.17.05		35:25 at Georgia Tech	9.2.06
3 Stanford	10.7.06		698 BYU	10.22.05		35:26 Purdue	9.27.08
3 Penn State	9.9.06		683 at Purdue	10.1.05		35:33 vs. Navy	11.15.08
3 Michigan	9.16.06		646 North Carolina	11.4.06		least time of possession	
3 vs. Navy	10.28.06		642 vs. Hawai'i	12.24.08		20:57 Boston College	10.13.07
3 at USC	11.25.06		627 Purdue	9.27.08		21:25 at Air Force	11.11.06
3 at Purdue	9.29.07		622 at Washington	9.24.05		24:21 at Michigan State	9.23.06
most passes had intercepted			605 Tennessee	11.5.05		25:45 at Stanford	11.24.07
4 at Boston College	11.8.08		592 at North Carolina	10.11.08		25:54 Air Force	11.10.07
3 Michigan	9.16.06		most all-purpose attempts			25:59 at USC	11.28.08
2 at USC	11.29.08		87 Navy	11.3.07		26:00 at Penn State	9.8.07
2 vs. Navy	11.15.08		85 at Stanford	11.26.05		26:04 Michigan	9.16.06
2 at North Carolina	10.11.08		84 at Purdue	10.1.05		26:15 at Michigan State	9.20.08
2 at Michigan State	9.20.08		81 USC	11.15.05		26:16 at Michigan	9.15.07
2 Michigan	9.13.08		78 Michigan State	9.17.05		most third down conversions	
2 San Diego State	9.6.08		76 vs. Navy	11.15.08		10 at North Carolina	10.11.08
2 Boston College	10.13.07		76 at Washington	9.24.05		10 at Purdue	10.1.05
2 at Stanford	11.26.05		76 Purdue	9.30.06		10 USC	11.15.05
2 at Purdue	10.1.05		72 at Pittsburgh	9.3.05		10 at Pittsburgh	9.3.05
2 vs. LSU	1.3.07		71 Pittsburgh	11.1.08		10 Duke	11.17.07
2 at Michigan	9.15.07		71 Stanford	10.7.06		9 Navy	11.3.07
2 at Purdue	9.29.07		71 at Purdue	9.29.07		9 Navy	11.12.05
highest passing efficiency rating (min. 11 att.)			most touchdowns scored			9 vs. Ohio State	1.2.06
290.4 Nevada	9.5.09		7 vs. Hawai'i	12.24.08		8 vs. LSU	1.3.07
268.5 vs. Hawai'i	12.24.08		7 at Purdue	10.1.05		8 North Carolina	11.4.06
234.7 at Air Force	11.11.06		7 BYU	10.22.05		8 BYU	11.12.05
222.0 BYU	10.22.05		6 Navy	11.3.07		8 at Stanford	11.26.05
210.7 vs. Navy	10.28.06		6 Army	11.18.06		8 Purdue	9.30.06
192.9 at Purdue	10.1.05		6 at Air Force	11.11.06		fewest third down conversions	
184.1 Navy	11.12.05		6 North Carolina	11.4.06		1 at Michigan State	9.23.06
176.8 at Stanford	11.26.05		6 Navy	11.12.05		2 at USC	11.29.08
176.4 North Carolina	11.4.06		6 at Pittsburgh	9.3.05		2 at Penn State	9.8.07
170.3 at Michigan State	9.23.06		6 at Michigan State	9.23.06		2 Michigan	9.16.06
most total offense plays			most first downs in a game			3 vs. Navy	11.15.08
98 Michigan State	9.17.05	38r,60p	33 at Pittsburgh	9.3.05		3 Michigan	9.13.08
90 Navy	11.3.07	63r,27p	33 Purdue	9.30.06		3 San Diego State	9.6.08
89 at Purdue	10.1.05	50r,39p	32 at Purdue	10.1.05		3 at UCLA	10.6.07
88 at Stanford	11.26.05	50r,38p	31 Michigan State	9.17.05		3 at Air Force	11.11.06
87 USC	11.15.05	52r,35p	31 at Washington	9.24.05		4 vs. Hawai'i	12.24.08
84 at Washington	9.24.05	47r,37p	30 at Stanford	11.26.05		4 Syracuse	11.22.08
83 Pittsburgh	11.1.08	39r,44p	29 Navy	11.12.05		4 Stanford	10.4.08
81 Purdue	9.30.06	43r,38p					
80 Duke	11.17.07	48r,32p					

The Charlie Weis
Record Book

4	at Stanford	11.24.07
4	Air Force	11.10.07
4	USC	10.20.07
4	at Michigan	9.15.07
4	UCLA	10.21.06
4	at Michigan	9.10.05

most fourth down conversions

6	Navy	11.3.07
4	at Purdue	9.29.07
4	UCLA	10.21.06
4	Penn State	9.9.06
3	Purdue	9.27.08
3	vs. Navy	10.28.06
3	Michigan State	9.17.05
2	Syracuse	11.22.08
2	at Washington	10.25.08
2	Stanford	10.4.08
2	Air Force	11.10.07
2	at USC	11.25.06
2	at Georgia Tech	9.2.06
2	Syracuse	11.19.05
2	at Michigan State	9.23.06
2	Purdue	9.30.06
2	Georgia Tech	9.1.07

TEAM RECORDS - SPECIAL TEAMS

most punts

10	USC	10.20.07
10	at Penn State	9.8.07
9	at UCLA	10.6.07
9	at Michigan	9.10.05
9	Michigan State	9.22.07
8	at USC	11.29.08
7	at Boston College	11.8.08
7	at Michigan	9.15.07
7	Georgia Tech	9.1.07
7	UCLA	10.21.06
7	Michigan	9.16.06
7	at Michigan State	9.23.06

most punt returns

7	vs. Navy	11.15.08
6	at Stanford	11.26.05
5	North Carolina	11.4.06
4	at Stanford	11.24.07
4	USC	11.15.05
4	at Georgia Tech	9.2.06
3	at Washington	10.25.08
3	at Boston College	11.8.08
3	at Michigan State	9.20.08
3	San Diego State	9.6.08
3	USC	10.20.07
3	Boston College	10.13.07
3	at Michigan	9.15.07
3	Army	11.18.06
3	Tennessee	11.5.05
3	Syracuse	11.19.05
3	Duke	11.17.07

most punt return yards

118	Tennessee	11.5.05
92	vs. Navy	11.15.08
87	USC	11.15.05
84	North Carolina	11.4.06
64	at Stanford	11.24.07
47	at Penn State	9.8.07
44	at Boston College	11.8.08
41	San Diego State	9.6.08
37	Navy	11.3.07
34	Boston College	10.13.07
34	at Stanford	11.26.05

highest avg. gain per punt return (min. 2 ret.)

39.3	Tennessee	11.5.05	3-118
23.5	at Penn State	9.8.07	2-47
21.8	USC	11.15.05	4-87
18.5	Navy	11.3.07	2-37
16.8	North Carolina	11.4.06	5-84
16.0	at Stanford	11.24.07	4-64
15.5	at Washington	9.24.05	2-31
14.7	at Boston College	11.8.08	3-44
13.7	San Diego State	9.6.08	3-41
13.1	vs. Navy	11.15.08	7-92

most kick returns

8	Georgia Tech	9.1.07
8	at Purdue	9.29.07
7	at North Carolina	10.11.08
7	Michigan	9.16.06
7	at USC	11.25.06
6	Air Force	11.10.07
6	vs. LSU	1.3.07
5	Syracuse	11.22.08
5	Pittsburgh	11.1.08
5	at Michigan State	9.20.08
5	Navy	11.3.07
5	USC	10.20.07
5	Michigan State	9.22.07
5	at Michigan	9.15.07
5	BYU	10.22.05

most kick return yards

158	Michigan	9.16.06
147	at Michigan State	9.20.08
142	at USC	11.25.06
133	vs. Hawai'i	12.24.08
133	at Michigan	9.15.07
132	at Purdue	9.29.07
131	Navy	11.3.07
128	vs. LSU	1.3.07
120	at North Carolina	10.11.08
117	Air Force	11.10.07

highest avg. gain per kick return (min. 2 ret.)

44.3	vs. Hawai'i	12.24.08	3-133
39.5	at Georgia Tech	9.2.06	2-79
31.0	at Purdue	10.1.05	2-62
29.4	at Michigan State	9.20.08	5-147
27.5	North Carolina	11.4.06	4-110
26.6	at Michigan	9.15.07	5-133
26.3	Purdue	9.27.08	4-105
26.2	Navy	11.3.07	5-131
25.3	at Penn State	9.8.07	4-101
24.8	at Michigan State	9.23.06	4-99

TEAM RECORDS - DEFENSE

most points allowed

47	Michigan	9.16.06
46	Navy	11.3.07
44	Michigan State	9.17.05
44	at USC	11.25.06
41	vs. LSU	1.3.07
41	Air Force	11.10.07
38	at USC	11.29.08
38	at Michigan	9.15.07
38	USC	10.20.07
37	at Michigan State	9.23.06

most points allowed (quarter)

21 (2nd)	at Michigan	9.15.07
20 (1st)	Michigan	9.16.06
17 (2nd)	at USC	11.29.08
17 (1st)	Michigan State	9.23.06

17 (4th)	Stanford	11.26.05
16 (4th)	USC	11.25.06
14 (4th)	Syracuse	11.22.08
14 (3rd)	Pittsburgh	11.1.08
14 (4th)	Stanford	10.4.08
14 (4th)	Georgia Tech	9.1.07
14 (1st)	Michigan State	9.22.07
14 (3rd)	Michigan State	9.22.07
14 (3rd)	Boston College	10.13.07
14 (3rd)	USC	10.20.07
14 (2nd)	Navy	11.3.07
14 (3rd)	Air Force	11.10.07
14 (1st)	Michigan State	9.17.05
14 (3rd)	Michigan State	9.17.05
14 (4th)	Washington	9.24.05
14 (3rd)	Purdue	10.1.05
14 (4th)	Purdue	10.1.05
14 (1st)	USC	10.15.05
14 (2nd)	Ohio State	1.2.06
14 (4th)	Penn State	9.9.06
14 (2nd)	Michigan	9.16.06
14 (2nd)	Michigan State	9.23.06
14 (2nd)	UCLA	10.21.06
14 (2nd)	Navy	10.28.06
14 (1st)	USC	11.25.06
14 (1st)	LSU	1.3.07

most points allowed (half)

34 (1st)	Michigan	9.16.06
31 (1st)	at Michigan State	9.23.06
31 (1st)	at Michigan	9.15.07
28 (2nd)	at Purdue	10.1.05
24 (1st)	at USC	11.29.08
24 (1st)	Michigan State	9.17.05
24 (2nd)	Air Force	11.10.07
23 (2nd)	USC	11.25.06
23 (1st)	Purdue	9.29.07
21 (2nd)	Pittsburgh	11.1.08
21 (1st)	Ohio State	1.2.06
21 (1st)	USC	11.25.06
21 (1st)	LSU	1.3.07
21 (2nd)	USC	10.20.07

fewest points allowed

0	Nevada	9.5.09
6	at UCLA	10.6.07
7	at Washington	10.25.08
7	Duke	11.17.07
9	Army	11.18.06
10	Syracuse	11.19.05
10	at Michigan	9.10.05
10	at Georgia Tech	9.2.06
13	San Diego State	9.6.08
14	vs. Navy	10.28.06
14	at Stanford	11.24.07

fewest points allowed (quarter)

0 (1st)	Nevada	9.5.09
0 (2nd)	Nevada	9.5.09
0 (3rd)	Nevada	9.5.09
0 (4th)	Nevada	9.5.09
0 (1st)	vs. Hawai'i	12.24.08
0 (3rd)	Syracuse	11.22.08
0 (1st)	vs. Navy	11.15.08
0 (3rd)	vs. Navy	11.15.08
0 (4th)	at Boston College	11.8.08
0 (2nd)	Pittsburgh	11.1.08
0 (3rd)	at Washington	10.25.08
0 (2nd)	at Washington	10.25.08
0 (3rd)	at Washington	10.25.08
0 (1st)	Stanford	10.4.08
0 (3rd)	Stanford	10.4.08

**The Charlie Weis
Record Book**

0 (4th)	Purdue	9.27.08	30	Georgia Tech	9.1.07	2	at Michigan	9.15.07
0 (3rd)	Michigan	9.13.08	27	vs. LSU	1.3.07	2	Boston College	10.13.07
0 (4th)	Michigan	9.13.08	26	Michigan	9.16.06	2	Air Force	11.10.07
0 (1st)	San Diego State	9.6.08	21	at Penn State	9.8.07	2	at Stanford	11.24.07
0 (4th)	San Diego State	9.6.08	20	at USC	11.25.06	2	at USC	11.25.06
0 (3rd)	at Pittsburgh	9.3.05	17	at Boston College	11.8.08	2	vs. Navy	10.28.06
0 (1st)	at Michigan	9.10.05	17	Michigan State	9.22.07			
0 (3rd)	at Michigan	9.10.05	17	Air Force	11.10.07			
0 (4th)	Michigan State	9.17.05						
0 (1st)	at Washington	9.24.05	most rushing yards allowed					
0 (3rd)	at Washington	9.24.05	289	at Michigan (61)	9.15.07			
0 (1st)	at Purdue	10.1.05	285	Air Force (63)	11.10.07			
0 (2nd)	at Purdue	10.1.05	275	vs. Ohio State (36)	1.2.06			
0 (2nd)	USC	10.8.05	271	vs. Navy (56)	10.28.06			
0 (2nd)	BYU	10.22.05	259	Georgia Tech (43)	9.1.07			
0 (4th)	BYU	10.22.05	257	Navy (66)	11.3.07			
0 (4th)	Tennessee	11.5.05	248	at Michigan State (43)	9.23.06			
0 (2nd)	Navy	11.12.05	245	vs. LSU (37)	1.3.07			
0 (2nd)	Syracuse	11.19.05	239	Navy (58)	11.12.05			
0 (3rd)	Syracuse	11.19.05	227	USC (36)	10.20.07			
0 (3rd)	Stanford	11.26.05						
0 (3rd)	at Georgia Tech	9.2.06	fewest rushing yards allowed					
0 (4th)	at Georgia Tech	9.2.06	-11	at Stanford (25)	11.26.05			
0 (1st)	Penn State	9.9.06	26	at Washington (23)	10.25.08			
0 (2nd)	Penn State	9.9.06	26	UCLA (28)	10.21.06			
0 (4th)	at Michigan State	9.23.06	31	North Carolina (25)	11.4.06			
0 (3rd)	Purdue	9.30.06	32	vs. Hawai'i (19)	12.24.08			
0 (2nd)	Stanford	10.7.06	41	at Washington (22)	9.24.05			
0 (3rd)	Stanford	10.7.06	58	Army (36)	11.18.06			
0 (1st)	UCLA	10.21.06	71	San Diego State	9.6.08			
0 (3rd)	UCLA	10.21.06	72	Stanford (31)	10.7.06			
0 (1st)	vs. Navy	10.28.06	75	BYU (34)	10.22.05			
0 (3rd)	vs. Navy	10.28.06						
0 (4th)	vs. Navy	10.28.06	highest avg. per rush allowed (min. 20)					
0 (4th)	North Carolina	11.4.06	7.64	vs. Ohio State	1.2.06	36-275		
0 (2nd)	at Air Force	11.11.06	6.83	at Purdue	10.1.05	24-164		
0 (2nd)	Army	11.18.06	6.62	vs. LSU	1.3.07	37-245		
0 (3rd)	Army	11.18.06	6.31	USC	10.20.07	36-227		
0 (4th)	at Michigan	9.15.07	6.02	Georgia Tech	9.1.07	43-259		
0 (4th)	Michigan State	9.22.07	5.76	at Michigan State	9.23.06	43-248		
0 (3rd)	at UCLA	10.6.07	5.65	USC	10.15.05	31-175		
0 (4th)	at UCLA	10.6.07	5.30	at USC	11.29.08	33-175		
0 (4th)	Boston College	10.13.07	5.28	Nevada	9.5.09	29-153		
0 (1st)	Navy	11.3.07	4.94	Boston College	10.13.07	34-168		
0 (1st)	Duke	11.17.07						
0 (2nd)	Duke	11.17.07	lowest avg. per rush allowed (min. 20)					
0 (3rd)	Duke	11.17.07	-0.44	at Stanford	11.26.05	25-(-11)		
0 (3rd)	at Stanford	11.24.07	0.93	UCLA	10.21.06	28-26		
0 (4th)	at Stanford	11.24.07	1.13	at Washington	10.25.08	23-26		
			1.24	North Carolina	11.4.06	25-31		
			1.61	Army	11.18.06	36-58		
			1.68	vs. Hawai'i	12.24.08	19-32		
			1.86	at Washington	9.24.05	22-41		
			2.21	BYU	10.22.05	34-75		
			2.32	Stanford	10.7.06	31-72		
			2.41	at UCLA	10.6.07	37-89		
fewest points allowed (half)			most rushing TDs allowed					
0 (1st)	Nevada	9.5.09	5	USC	10.15.05			
0 (2nd)	Nevada	9.5.09	4	Navy	11.3.07			
0 (1st)	at Washington	10.25.08	3	vs. Navy	11.15.08			
0 (2nd)	Michigan	9.13.08	3	vs. LSU	1.3.07			
0 (1st)	at Purdue	10.1.05	3	Georgia Tech	9.1.07			
0 (2nd)	at Georgia Tech	9.2.06	3	at USC	11.29.08			
0 (1st)	Penn State	9.2.06	2	Pittsburgh	11.1.08			
0 (2nd)	vs. Navy	10.28.06	2	at North Carolina	10.11.08			
3 (1st)	Pittsburgh	11.1.08	2	at Michigan State	9.20.08			
3 (1st)	at Michigan	9.10.05	2	Michigan State	9.17.05			
3 (1st)	at Washington	9.24.05	2	at Purdue	10.1.05			
3 (1st)	Syracuse	11.19.05	2	Navy	11.12.05			
3 (1st)	Stanford	10.7.06	2	vs. Ohio State	1.2.06			
3 (2nd)	UCLA	10.21.06	2	at Penn State	9.8.07			
3 (1st)	at Air Force	11.11.06						
3 (1st)	Army	11.18.06						
margin of defeat								
38	at Michigan	9.15.07						
38	USC	10.20.07						
35	at USC	11.29.08						
			fewest rushing TDs allowed					
			0	Nevada	9.5.09			
			0	vs. Hawai'i	12.24.08			
			0	at Boston College	11.8.08			
			0	at Washington	10.25.08			
			0	at Michigan	9.10.05			
			0	Syracuse	11.19.05			
			0	Stanford	11.26.05			
			0	at Georgia Tech	9.2.06			
			0	Stanford	10.7.06			
			0	UCLA	10.21.06			
			0	North Carolina	11.4.06			
			0	at Air Force	11.11.06			
			0	Army	11.18.06			
			0	Michigan State	9.22.07			
			0	at UCLA	10.6.07			
			highest completion percentage (min. 10 att.) allowed					
			73.7	at Air Force	11.11.06	14-19		
			69.7	at USC	11.29.08	23-33		
			69.6	Michigan	9.13.08	16-23		
			67.9	vs. Ohio State	1.2.06	19-28		
			65.3	Boston College	10.13.07	32-49		
			64.3	Stanford	10.4.08	29-40		
			63.9	at Stanford	11.26.05	23-36		
			63.6	vs. Hawai'i	12.24.08	28-44		
			62.5	Air Force	11.10.07	10-16		
			61.8	vs. LSU	1.3.07	21-34		
			lowest completion percentage (min. 10 att.) allowed					
			21.4	vs. Navy	11.15.08	3-14		
			38.1	Army	11.18.06	8-21		
			40.0	Navy	11.12.05	4-10		
			40.6	Tennessee	11.5.05	13-32		
			40.9	Syracuse	11.19.05	9-22		
			42.1	at UCLA	10.6.07	16-38		
			43.2	at Michigan	9.10.05	19-44		
			43.8	at Michigan	9.15.07	7-16		
			44.0	at Washington	10.25.08	11-25		
			45.5	at Stanford	11.24.07	15-33		
			most pass yards allowed					
			408	at Washington	9.24.05			
			359	Purdue	9.27.08			
			350	at Purdue	10.1.05			
			347	at Stanford	11.26.05			
			346	North Carolina	11.4.06			
			342	vs. Ohio State	1.2.05			
			327	Michigan State	9.17.05			
			326	vs. Hawai'i	12.24.08			
			319	at Michigan State	9.23.06			
			317	BYU	10.22.05			
			fewest pass yards allowed					
			43	vs. Navy	10.28.06			
			64	vs. Navy	11.15.08			
			75	Navy	11.12.05			
			78	Syracuse	11.19.05			
			79	at Boston College	11.8.08			
			81	Navy	11.3.07			
			90	at Michigan	9.15.07			
			92	Army	11.18.06			
			98	at Washington	10.25.08			
			120	Air Force	11.10.07			

The Charlie Weis
Record Book

most interceptions

4	at UCLA	10.6.07
3	at USC	11.29.08
3	Pittsburgh	11.1.08
3	Stanford	10.4.08
2	Nevada	9.5.09
2	Michigan	9.13.08
2	Tennessee	10.5.05
2	BYU	10.22.05
2	USC	10.15.05
2	at Michigan State	9.23.06
2	Army	11.18.06
2	at USC	11.25.06
2	at Purdue	9.29.07
2	at Stanford	11.24.07

fewest interceptions

0	Syracuse	11.22.08
0	vs. Navy	11.15.08
0	at Boston College	11.8.08
0	at Washington	10.25.08
0	at North Carolina	10.11.08
0	at Michigan State	9.20.08
0	Georgia Tech	9.1.07
0	at Michigan	9.15.07
0	USC	10.20.07
0	Navy	11.3.07
0	Air Force	11.10.07
0	Duke	11.17.07
0	at Stanford	11.25.05
0	vs. Ohio State	1.2.06
0	at Georgia Tech	9.2.06
0	Purdue	9.30.06
0	vs. Navy	10.28.06
0	North Carolina	11.4.06
0	at Air Force	11.11.06

most total offense yards allowed

617	vs. Ohio State	1.2.06
577	vs. LSU	1.3.07
514	at Purdue	10.1.05
490	Purdue	9.30.06
488	Michigan State	9.17.05
476	USC	10.15.05
462	Purdue	9.27.08
462	USC	10.20.07
459	Boston College	10.13.07
449	at USC	11.29.08
449	at Washington	9.24.05

fewest total offense yards allowed

124	at Washington	10.25.08
150	Army	11.18.06
221	Syracuse	11.19.05
226	Stanford	10.7.06
232	Duke	11.17.07
243	UCLA	10.21.06
244	North Carolina	11.4.06
259	at Georgia Tech	9.2.06
282	at UCLA	10.6.07
292	at Boston College	11.8.08

most plays allowed

83	Boston College	10.13.07
82	at Purdue	10.1.05
79	Air Force	11.10.07
79	at Air Force	11.11.06
79	at Purdue	9.29.07
79	BYU	10.22.05
77	Pittsburgh	11.1.08
77	at Michigan	9.15.07
75	at UCLA	10.6.07

75	Navy	11.3.07
----	------	---------

fewest plays allowed

48	at Washington	10.25.08
49	North Carolina	11.4.06
49	Stanford	10.7.06
52	at Georgia Tech	9.1.06
56	Nevada	9.5.09
57	Army	11.18.06
60	USC	11.25.06
60	Syracuse	11.19.05
61	Stanford	10.7.06
62	Syracuse	11.22.08
62	at Washington	9.24.05

most first downs allowed

31	vs. LSU	1.3.07
29	at Purdue	10.1.05
27	at Purdue	9.29.07
27	vs. Ohio State	1.2.06
26	BYU	10.22.05
25	at Michigan	9.15.07
25	Penn State	9.9.06
24	vs. Navy	11.15.08
24	Purdue	9.30.06
24	at Air Force	11.11.06
24	USC	10.20.07

fewest first downs allowed

9	at Washington	10.25.08
10	North Carolina	11.4.06
11	Syracuse	11.19.05
12	UCLA	10.21.07
12	Army	11.18.06
14	at Stanford	11.26.05
14	Stanford	10.7.06
14	at Georgia Tech	9.1.06
15	Nevada	9.5.09
15	at Michigan	9.10.05

most fumble returns for TD

1	Michigan	9.13.08
1	Penn State	9.9.06
1	at UCLA	10.6.07

most fumble returns

2	at UCLA	10.6.07
1	Syracuse	11.22.08
1	Stanford	10.4.08
1	Penn State	9.9.06
1	Michigan	9.13.08

most fumble return yards

45	at UCLA	10.6.07
35	Michigan	9.13.08
28	Syracuse	11.22.08
25	Penn State	9.9.06
2	Stanford	10.4.08

most interception returns for TD

1	Michigan State	9.23.06
1	at Penn State	9.8.07
1	Boston College	10.13.07
1	Purdue	9.27.08

most punt block returns for TD

1	vs. Navy	11.15.08
---	----------	----------

most interception returns

4	at UCLA	10.6.07
3	Pittsburgh	11.1.08
3	at USC	11.29.08

3	Stanford	10.4.08
2	Nevada	9.5.09
2	Michigan	9.13.08
2	at Stanford	11.24.07
2	at Purdue	9.29.07
2	at USC	11.25.06
2	Army	11.18.06
2	Tennessee	11.5.05
2	USC	11.15.05
2	BYU	10.22.05
2	at Michigan State	9.23.06

most interception return yards

86	BYU	10.22.05
80	Michigan	9.13.08
74	Tennessee	11.5.05
73	at Penn State	9.8.07
64	at UCLA	10.6.07
51	Michigan	9.16.06
47	Pittsburgh	11.1.08
47	Purdue	9.27.08
46	at Stanford	11.24.07
32	at USC	11.29.08

highest average gain per int return (min. 2 ret.)

43.0	BYU	10.22.05	2-86
40.0	Michigan	9.13.08	2-80
37.0	Tennessee	11.5.05	2-74
23.0	at Stanford	11.24.07	2-46
16.0	at UCLA	10.6.07	4-64
15.7	Pittsburgh	11.1.08	3-47
13.5	at Michigan State	9.23.06	2-27
10.7	at USC	11.29.08	3-32
6.5	USC	11.15.05	2-13
0.7	Stanford	10.4.08	3-2

most tackles

109	at Air Force	11.11.06	45-64
109	Navy	11.3.07	35-74
97	Air Force	11.10.07	39-58
97	Navy	11.12.05	29-68
87	Michigan State	9.22.07	35-52
87	BYU	10.22.05	42-45
85	at Michigan	9.15.07	51-34
85	Michigan	9.16.06	31-54
83	USC	10.20.07	35-48
83	at Stanford	11.24.07	45-38

most quarterback sacks

8.0	vs. Hawai'i	12.24.08
7.0	at Stanford	11.26.05
5.0	Stanford	10.4.08
5.0	at Stanford	11.24.07
5.0	at UCLA	10.6.07
5.0	Stanford	10.7.06
5.0	at Pittsburgh	9.3.05
4.0	at Washington	10.25.08
4.0	North Carolina	11.4.06
4.0	vs. Navy	10.28.06

most tackles for loss

12.0	Syracuse	11.19.05
11.0	Tennessee	11.5.05
10.0	at Stanford	11.26.05
9.0	at UCLA	10.6.07
9.0	Michigan State	9.17.05
8.0	vs. Hawai'i	12.24.08
8.0	Pittsburgh	11.1.08
8.0	Army	11.18.06
8.0	North Carolina	11.4.06
8.0	UCLA	10.21.06
8.0	at Pittsburgh	9.3.05

**The Charlie Weis
Record Book**

8.0	Michigan	9.13.08
8.0	Michigan	9.16.06

most fumbles forced

4	at UCLA	10.6.07
3	Penn State	9.9.06
3	Michigan State	9.17.05
2	vs. LSU	1.3.07
2	Syracuse	11.22.08
2	at Boston College	11.8.08
2	Michigan	9.13.08
2	Navy	11.3.07
2	at Penn State	9.8.07
2	Tennessee	11.5.05
2	at Pittsburgh	9.3.05
2	at Michigan State	9.23.06
2	at Washington	9.24.05

most fumbles recovered

4	Michigan	9.13.08
3	at UCLA	10.6.07
2	Syracuse	11.22.08
2	Duke	11.17.07
2	Air Force	11.10.07
2	at Michigan	9.15.07
2	at Penn State	9.8.07
2	vs Ohio State	1.2.06
2	Penn State	9.9.06
2	Michigan State	9.17.05
2	at Washington	9.24.05

most pass breakups

9	at Michigan	9.10.05
8	San Diego State	9.6.08
7	USC	10.20.07
7	at UCLA	10.6.07
6	Syracuse	11.22.08
6	at Boston College	11.8.08
6	Duke	11.17.07
6	at Purdue	10.1.05
5	vs. Hawai'i	12.24.08
5	Tennessee	11.5.05
5	at Pittsburgh	9.3.05
5	Penn State	9.9.06
5	at Washington	9.24.05
5	Purdue	9.30.06

most blocked kicks

2	North Carolina	11.4.06
2	vs. Ohio State	1.2.06
2	Syracuse	11.19.05
1	13 Times	

INDIVIDUAL RECORDS - OFFENSE**most rushing attempts**

35	Darius Walker, at Stanford (11.26.05)
32	James Aldridge, Navy (11.3.07)
31	Darius Walker, Purdue (9.30.06)
26	Darius Walker, Syracuse (11.19.05)
26	Darius Walker, at Michigan (9.10.05)
26	Darius Walker, Michigan State (9.17.05)
25	Darius Walker, Stanford (10.7.06)
24	Darius Walker, Army (11.18.06)
23	Darius Walker, at Purdue (10.1.05)
22	James Aldridge, at UCLA (10.6.07)
22	Darius Walker, at Georgia Tech (9.2.06)
22	Darius Walker, vs. LSU (1.3.07)

most rushing yards

186	Darius Walker, at Stanford (11.26.05)
162	Darius Walker, Army (11.18.06)
153	Darius Walker, Stanford (10.7.06)

153	Darius Walker, at Air Force (11.11.06)
146	Darius Walker, Purdue (9.30.06)
136	Robert Hughes, at Stanford (11.24.07)
134	Armando Allen, Purdue (9.27.08)
128	Darius Walker, at Washington (9.24.05)
128	Darius Walker, vs. LSU (1.3.07)
125	James Aldridge, Navy (11.3.07)

highest average gain per rush (min. 10)

10.2	Darius Walker, at Air Force (11.11.06)	15-153
7.9	Armando Allen, Purdue (9.27.08)	17-134
7.6	Robert Hughes, at Stanford (11.24.07)	18-136
6.8	Darius Walker, Army (11.18.06)	24-162
6.7	Brady Quinn, at USC (11.25.06)	11-74
6.47	Robert Hughes, vs. Duke (11.17.07)	17-110
6.46	James Aldridge, at Washington (10.25.08)	13-84
6.2	Darius Walker, Navy (11.12.05)	19-118
6.12	Darius Walker, Stanford (10.7.06)	25-153
6.10	Darius Walker, at Washington (9.24.05)	21-128

most rushing touchdowns

3	Travis Thomas, Navy (9.3.07)
3	Rashon Powers-Neal, at Pittsburgh (9.3.05)
3	Darius Walker, vs Ohio State (1.2.06)
2	James Aldridge, at Washington (10.25.08)
2	Robert Hughes, vs. Michigan (9.13.08)
2	Darius Walker, Army (11.18.06)
2	Rashon Powers-Neal, at Purdue (10.1.05)

longest rush from scrimmage

60	Brady Quinn, at USC (11.25.06)
45	Robert Hughes, at Stanford (11.24.07)
43	James Aldridge, Michigan State (9.22.07)
43	Travis Thomas, Penn State (9.9.06)
39	Darius Walker, at Air Force (11.11.06)
38	Darius Walker, at Stanford (11.26.05)
37	Darius Walker, Syracuse (11.19.05)
35	Darius Walker, vs. LSU (1.3.07)
35	Harrison Smith, at Washington (10.25.08)
33	Robert Hughes, vs. Duke (11.17.07)

most passing attempts

60	Brady Quinn, Michigan State (9.17.05)
48	Jimmy Clausen, at North Carolina (10.11.08)
48	Brady Quinn, Michigan (9.16.06)
46	Jimmy Clausen, at Boston College (11.8.08)
45	Brady Quinn, at USC (11.25.06)
45	Brady Quinn, UCLA (10.21.06)
45	Brady Quinn, vs Ohio State (1.2.06)
44	Jimmy Clausen, Pittsburgh (11.1.08)
41	Jimmy Clausen, at Michigan State (9.20.08)
41	Brady Quinn, BYU (10.22.05)

most passing completions

33	Brady Quinn, Michigan State (9.17.05)
32	Brady Quinn, BYU (10.22.05)
31	Jimmy Clausen, at North Carolina (10.11.08)
29	Jimmy Clausen, Stanford (10.4.08)
29	Brady Quinn, vs Ohio State (1.2.06)
29	Brady Quinn, at Purdue (10.1.05)
29	Brady Quinn, Purdue (9.30.06)
27	Brady Quinn, UCLA (10.21.06)
27	Brady Quinn, Stanford (10.7.06)
26	Jimmy Clausen, Boston College (11.8.08)

highest completion percentage (min. 10 att.)

84.6	Jimmy Clausen, vs. Hawai'i (12.24.08)	22-26
83.3	Jimmy Clausen, Nevada (9.5.09)	15-18
83.3	Jimmy Clausen, vs. Navy (11.15.08)	15-18
80.6	Brady Quinn, at Purdue (10.1.05)	29-36
78.0	Brady Quinn, BYU (10.22.05)	32-41
76.9	Evan Sharpley, Georgia Tech (9.1.07)	10-13

76.3	Brady Quinn, Purdue (9.30.06)	29-38
73.7	Brady Quinn, at Air Force (11.11.06)	14-19
73.3	Brady Quinn, Army (11.18.06)	22-30
73.0	Brady Quinn, Stanford (10.7.06)	27-37

most passing yards

487	Brady Quinn, Michigan State (9.17.05)
467	Brady Quinn, BYU (10.22.05)
440	Brady Quinn, at Purdue (10.1.05)
432	Brady Quinn, at Stanford (11.26.05)
401	Jimmy Clausen, vs. Hawai'i (12.24.08)
383	Jimmy Clausen, at North Carolina (10.11.08)
347	Jimmy Clausen, Stanford (10.4.08)
346	Brady Quinn, North Carolina (11.4.06)
327	Brady Quinn, at Washington (9.24.05)
319	Brady Quinn, at Michigan State (9.23.06)

most passing yards per attempt (min. 10 att.)

17.5	Jimmy Clausen, Nevada (9.5.09)	18-315
15.4	Jimmy Clausen, vs. Hawai'i (12.24.08)	26-401
12.2	Brady Quinn, at Purdue (10.1.05)	36-440
11.8	Brady Quinn, vs. Navy (10.28.06)	25-295
11.4	Brady Quinn, BYU (10.22.05)	41-467
11.4	Brady Quinn, at Stanford (11.26.05)	38-432
10.9	Brady Quinn, at Air Force (11.11.06)	19-207
9.9	Brady Quinn, North Carolina (11.4.06)	35-346
9.2	Brady Quinn, Navy (11.12.05)	31-284
8.9	Brady Quinn, Tennessee (11.5.05)	33-295
8.9	Brady Quinn, at Michigan State (9.23.06)	36-319

most passing yards per comp. (min. 5 comp.)

21.0	Jimmy Clausen, Nevada (9.5.09)	15-315
18.2	Jimmy Clausen, vs. Hawai'i (12.24.08)	22-401
17.3	Brady Quinn, at Stanford (11.26.05)	25-432
16.4	Brady Quinn, vs. Navy (10.28.06)	18-295
15.9	Brady Quinn, at Michigan State (9.23.06)	20-319
15.2	Brady Quinn, at Purdue (10.1.05)	29-440
15.0	Brady Quinn, North Carolina (11.4.06)	23-346
14.8	Brady Quinn, at Air Force (11.11.06)	14-207
14.8	Brady Quinn, Michigan State (9.17.05)	33-487
14.8	Brady Quinn, Tennessee (11.5.05)	20-295

most passing touchdowns

6	Brady Quinn, BYU (10.22.05)
5	Jimmy Clausen, vs. Hawai'i (12.24.08)
5	Brady Quinn, Michigan State (9.17.05)
5	Brady Quinn, at Michigan State (9.23.06)
4	Jimmy Clausen, Nevada (9.5.09)
4	Brady Quinn, at Air Force (11.11.06)
4	Brady Quinn, North Carolina (11.4.06)
4	Brady Quinn, Navy (11.12.05)
3	Jimmy Clausen, Pittsburgh (11.1.08)
3	Jimmy Clausen, Stanford (10.4.08)
3	Jimmy Clausen, Purdue (9.27.08)
3	Jimmy Clausen, San Diego State (9.6.08)
3	Jimmy Clausen, Duke (11.17.07)
3	Jimmy Clausen, Air Force (11.10.07)
3	Brady Quinn, at USC (11.25.06)
3	Brady Quinn, Army (11.18.06)
3	Brady Quinn, Tennessee (11.5.05)
3	Brady Quinn, at Stanford (11.26.05)
3	Brady Quinn, at Purdue (10.1.05)
3	Brady Quinn, Stanford (10.7.06)
3	Brady Quinn, Penn State (9.9.06)
3	Brady Quinn, Michigan (9.16.06)
3	Brady Quinn, vs. Navy (10.28.06)

most passing interceptions

4	Jimmy Clausen, at Boston College (11.8.08)
3	Brady Quinn, Michigan (9.16.06)
2	Jimmy Clausen, at USC (11.29.08)
2	Jimmy Clausen, vs. Navy (11.15.08)

The Charlie Weis
Record Book

2	Jimmy Clausen, at North Carolina (10.11.08)
2	Jimmy Clausen, Michigan (9.13.08)
2	Jimmy Clausen, San Diego State (9.6.08)
2	Jimmy Clausen, Boston College (10.13.07)
2	Brady Quinn, at Stanford (11.26.05)
2	Brady Quinn, vs. LSU (1.3.07)
2	Jimmy Clausen, at Michigan State (9.20.08)

highest passing efficiency rating (min. 10 att.)

303.7	Jimmy Clausen, Nevada (9.5.09)
277.6	Jimmy Clausen, vs. Hawai'i (12.24.08)
234.7	Brady Quinn, at Air Force (11.11.06)
222.0	Brady Quinn, BYU (10.22.05)
210.7	Brady Quinn, vs. Navy (10.28.06)
205.2	Brady Quinn, at Purdue (10.1.05)
186.5	Brady Quinn, North Carolina (11.4.06)
184.1	Brady Quinn, Navy (11.12.05)
176.8	Brady Quinn, at Stanford (11.26.05)
170.3	Brady Quinn, at Michigan State (9.23.06)

longest pass completion

88	Jimmy Clausen, Nevada (9.5.09)
80	Brady Quinn, at Stanford (11.26.05)
73	Brady Quinn, Tennessee (11.5.05)
70	Jimmy Clausen, Nevada (9.5.09)
69	Jimmy Clausen, vs. Hawai'i (12.24.08)
62	Brady Quinn, at Michigan State (9.23.06)
60	Jimmy Clausen, Michigan (9.13.08)
55	Brady Quinn, at Purdue (10.1.05)
52	Brady Quinn, at Washington (9.24.05)
51	Jimmy Clausen, at Washington (10.25.08)
51	Brady Quinn, at Pittsburgh (9.3.05)
51	Brady Quinn, at Air Force (11.11.06)

most receptions

14	Maurice Stovall, BYU (10.22.05)
10	Michael Floyd, Pittsburgh (11.1.08)
10	Rhema McKnight, Purdue (9.30.06)
10	Jeff Samardzija, BYU (10.22.05)
9	Armando Allen, at Boston College (11.8.08)
9	Jeff Samardzija, Army (11.18.06)
9	Maurice Stovall, vs. Ohio State (1.2.06)
9	Darius Walker, Purdue (9.30.06)
8	Jeff Samardzija, vs. LSU (1.3.07)
8	John Carlson, North Carolina (11.4.06)
8	David Grimes, UCLA (10.21.06)
8	Jeff Samardzija, UCLA (10.21.06)
8	Rhema McKnight, Georgia Tech (9.2.06)
8	Jeff Samardzija, Stanford (11.26.05)
8	Jeff Samardzija, Washington (9.24.05)
8	Maurice Stovall, Navy (11.12.05)
8	Maurice Stovall, at Purdue (10.1.05)
8	Maurice Stovall, Michigan State (9.17.05)

most receiving yards

207	Maurice Stovall, BYU (10.22.05)
191	Jeff Samardzija, at Stanford (11.26.05)
189	Michael Floyd, Nevada (9.5.09)
177	Golden Tate, vs. Hawai'i (12.24.08)
177	Jeff Samardzija, North Carolina (11.4.06)
176	Maurice Stovall, Michigan State (9.17.05)
164	Jeff Samardzija, at Washington (9.24.05)
153	Jeff Samardzija, at Purdue (10.1.05)
152	Jeff Samardzija, BYU (10.22.05)
146	Golden Tate, Syracuse (11.22.08)

highest avg. gain per reception (min. 3 rec.)

47.3	Michael Floyd, Nevada (9.5.09)	4-189
34.7	Golden Tate, at Purdue (9.29.07)	3-104
31.8	Golden Tate, Michigan (9.13.08)	4-127
30.3	Maurice Stovall, Syracuse (11.19.05)	3-91
30.2	John Carlson, at Michigan State (9.23.06)	4-121

29.5	Jeff Samardzija, North Carolina (11.4.06)	6-177
29.5	Golden Tate, vs. Hawai'i (12.24.08)	6-177
26.8	Michael Floyd, at Washington (10.25.08)	4-107
24.2	Golden Tate, at North Carolina (10.11.08)	5-121
24.0	David Grimes, vs. Navy (10.28.06)	3-72

most receiving touchdowns

4	Maurice Stovall, BYU (10.22.05)
3	Michael Floyd, Nevada (9.5.09)
3	Golden Tate, vs. Hawai'i (12.24.08)
3	Jeff Samardzija, Michigan State (9.17.05)
3	Jeff Samardzija, Navy (11.12.05)
2	Golden Tate, Syracuse (11.22.08)
2	Michael Floyd, Pittsburgh (11.1.08)
2	Duval Kamara, Navy (11.3.07)
2	Rhema McKnight, Army (11.18.06)
2	Rhema McKnight, North Carolina (11.4.06)
2	Rhema McKnight, at Michigan State (9.23.06)
2	Rhema McKnight, Purdue (9.30.06)
2	Jeff Samardzija, Purdue (9.30.06)
2	Jeff Samardzija, at Stanford (11.26.05)
2	Jeff Samardzija, at Purdue (10.1.05)
2	Jeff Samardzija, BYU (10.22.05)
2	Jeff Samardzija, at Michigan State (9.23.06)
2	Rhema McKnight, vs. Navy (10.28.06)

longest pass reception

88	Michael Floyd, Nevada (9.5.09)
80	Jeff Samardzija, at Stanford (11.26.05)
73	Jeff Samardzija, Tennessee (11.5.05)
70	Michael Floyd, Nevada (9.5.09)
69	Golden Tate, vs. Hawai'i (12.24.08)
62	John Carlson, at Michigan State (9.23.06)
60	Golden Tate, Michigan (9.13.08)
55	Jeff Samardzija, at Purdue (10.1.05)
52	Jeff Samardzija, at Washington (9.24.05)
51	Michael Floyd, at Washington (10.25.08)
51	Darius Walker, at Pittsburgh (9.3.05)
51	Jeff Samardzija, at Air Force (11.11.06)

most total offense plays

67	Brady Quinn, Michigan State (9.17.05)	7r,60p
59	Jimmy Clausen, at North Carolina (10.11.08)	11r,48p
59	Brady Quinn, UCLA (10.21.06)	14r,45p
56	Brady Quinn, at USC (11.25.06)	11r,45p
55	Brady Quinn, vs. Ohio State (1.2.06)	10r,45p
52	Jimmy Clausen, at Boston College (11.8.08)	6r,46p
52	Brady Quinn, Michigan (9.16.06)	4r,48p
50	Jimmy Clausen, Air Force (11.10.07)	10r,40p
48	Brady Quinn, USC (11.15.05)	13r,35p
47	Jimmy Clausen, Pittsburgh (11.1.08)	3r,44p

most total offense yards gained

479	Brady Quinn, Michigan State (9.17.05)	-8r,487p
463	Brady Quinn, at Purdue (10.1.05)	23r,440p
457	Brady Quinn, BYU (10.22.05)	-10r,467p
453	Brady Quinn, at Stanford (11.26.05)	21r,432p
395	Jimmy Clausen, vs. Hawai'i (12.24.08)	-6r,401p
377	Jimmy Clausen, at North Carolina (10.11.08)	-6r,383p
356	Brady Quinn, at Washington (9.24.05)	29r,327p
351	Jimmy Clausen, Stanford (10.4.08)	4r,347p
348	Brady Quinn, at USC (11.25.06)	74r,274p
323	Brady Quinn, vs. Navy (10.28.06)	28r,295p

highest average gain per play (min. 20 plays)

16.6	Jimmy Clausen, Nevada (9.5.09)	19-316
14.1	Jimmy Clausen, at Hawai'i (12.24.08)	28-395
11.6	Brady Quinn, at Purdue (10.1.05)	40-463
11.1	Brady Quinn, vs. Navy (10.28.06)	29-323
10.3	Brady Quinn, at Stanford (11.26.05)	44-453
10.2	Brady Quinn, BYU (10.22.05)	45-457
9.1	Brady Quinn, Navy (11.12.05)	34-311

8.8	Brady Quinn, at Air Force (11.11.06)	23-203
8.7	Brady Quinn, at Washington (9.24.05)	41-356
8.6	Brady Quinn, at Pittsburgh (9.3.05)	32-276

most all-purpose yards gained

247	Armando Allen, Purdue (9.27.08)
241	Darius Walker, at Stanford (11.26.05)
226	Armando Allen, Navy (11.3.07)
223	Golden Tate, Syracuse (11.22.08)
219	Darius Walker, Purdue (9.30.06)
213	Golden Tate, at North Carolina (10.11.08)
208	Maurice Stovall, BYU (10.22.05)
203	Golden Tate, vs. Hawai'i (12.24.08)
201	Golden Tate, Pittsburgh (11.1.08)
199	Golden Tate, at Boston College (11.8.08)

most all-purpose attempts

40	Darius Walker, at Stanford (11.26.05)
40	Darius Walker, Purdue (9.30.06)
32	James Aldridge, Navy (11.3.07)
31	Darius Walker, Stanford (10.7.06)
31	Darius Walker, at Michigan (9.10.05)
31	Darius Walker, Michigan State (9.17.05)
29	Darius Walker, Syracuse (11.19.05)
29	Darius Walker, Army (11.18.06)
27	Darius Walker, Penn State (9.9.06)
26	Darius Walker, at Georgia Tech (9.2.06)

most points scored

24	Maurice Stovall, BYU (10.22.05)
18	Michael Floyd, Nevada (9.5.09)
18	Golden Tate, vs. Hawai'i (12.24.08)
18	Travis Thomas, Navy (11.3.07)
18	Rashon Powers-Neal, at Pittsburgh (9.3.05)
18	Jeff Samardzija, Michigan State (9.17.05)
18	Maurice Stovall, Navy (11.12.05)
18	Darius Walker, vs. Ohio State (1.2.06)
15	Brandon Walker, Pittsburgh (11.1.08)
12	22 times

most touchdowns scored

4	Maurice Stovall, BYU (10.22.05)
3	Michael Floyd, Nevada (9.5.09)
3	Golden Tate, vs. Hawai'i (12.24.08)
3	Travis Thomas, Navy (11.3.07)
3	Rashon Powers-Neal, at Pittsburgh (9.3.05)
3	Jeff Samardzija, Michigan State (9.17.05)
3	Maurice Stovall, Navy (11.12.05)
3	Darius Walker, vs. Ohio State (1.2.06)
2	21 times

INDIVIDUAL RECORDS - DEFENSE

most fumble returns TD

1	Brian Smith, Michigan (9.13.08)
1	Maurice Crum, at UCLA (10.6.07)
1	Tom Zbikowski, Penn State (9.9.06)

most fumble returns

1	Maurice Crum, at UCLA (10.6.07)
1	Pat Kuntz, Stanford (10.4.08)
1	Kerry Neal, at UCLA (10.6.07)
1	Brian Smith, Michigan (9.13.08)
1	Toryan Smith, Syracuse (11.22.08)
1	Tom Zbikowski, Penn State (9.9.06)

most fumble return yards

35	Brian Smith, Michigan (9.13.08)
34	Maurice Crum, at UCLA (10.6.07)
25	Tom Zbikowski, Penn State (9.9.06)
20	Gary Gray, Syracuse (11.22.08)
11	Kerry Neal, at UCLA (10.6.07)
8	Toryan Smith, Syracuse (11.22.08)

**The Charlie Weis
Record Book**

2 Pat Kuntz, Stanford (10.4.08)

most interception returns TD

1 Terrail Lambert, at Michigan State (9.23.06)
1 Darrin Walls, at Penn State (9.8.07)
1 Brian Smith, Boston College (10.13.07)
1 Robert Blanton, Purdue (9.27.08)

most punt block returns TD

1 Toryan Smith, vs. Navy (11.15.08)

most interceptions

2 Raeshon McNeil, Pittsburgh (11.1.08)
2 Maurice Crum, at UCLA (10.6.07)
2 Mike Richardson, Army (11.18.06)
2 Terrail Lambert, at Michigan State (9.23.06)
1 43 times

most interception return yards

83 Tom Zbikowski, BYU (10.22.05) 1
73 Darrin Walls, at Penn State (9.8.07) 1
51 Chinedum Ndukwe, Michigan (9.16.06) 1
47 Robert Blanton, Purdue (9.27.08) 1
47 Raeshon McNeil, Pittsburgh (11.1.08) 2
46 Maurice Crum, at UCLA (10.6.07) 2
43 Tom Zbikowski, Stanford (11.24.07) 1
41 Ambrose Wooden, Tennessee (11.5.05) 1
41 Gary Gray, Michigan (9.13.08) 1
39 David Bruton, Michigan (9.13.08) 1

highest avg. per INT return (min. 2 ret.)

23.5 Raeshon McNeil, Pittsburgh (11.1.08) 2-47
23.0 Maurice Crum, at UCLA (10.6.07) 2-46
13.5 Terrail Lambert, at Michigan State (9.23.06) 2-27
0.5 Mike Richardson, Army (11.18.06) 2-1

most tackles

22 Chinedum Ndukwe, at Air Force (11.11.06) 15-7
17 Trevor Laws, Air Force (11.10.07) 6-11
16 David Bruton, Pittsburgh (11.1.08) 9-7
16 Joe Brockington, Navy (11.3.07) 4-12
16 Maurice Crum, Michigan State (9.22.07) 6-10
15 Kyle McCarthy, Pittsburgh (11.1.08) 8-7
15 David Bruton, Michigan (9.13.08) 10-5
15 Trevor Laws, Navy (11.3.07) 8-7
15 David Bruton, Michigan State (9.22.07) 8-7
15 Joe Brockington, at Air Force (11.11.06) 5-10

most quarterback sacks

4.0 Victor Abiamiri, at Stanford (11.26.05)
3.0 Victor Abiamiri, Stanford (10.7.06)
2.0 Steve Quinn, vs. Hawai'i (12.24.08)
2.0 Ethan Johnson, vs. Hawai'i (12.24.08)
2.0 Harrison Smith, at Washington (10.25.08)
2.0 Pat Kuntz, Stanford (10.4.08)
2.0 Derek Landri, Army (11.18.06)
2.0 Victor Abiamiri, North Carolina (11.4.06)
2.0 Brandon Hoyte, at Stanford (11.26.05)
2.0 Brandon Hoyte, at Pittsburgh (9.3.05)
2.0 Corey Mays, Syracuse (11.19.05)
2.0 Victor Abiamiri, vs. Navy (10.28.06)

most tackles for loss

4.5 Derek Landri, Army (11.18.06)
4.5 Brandon Hoyte, at Pittsburgh (9.3.05)
4.0 Victor Abiamiri, at Stanford (11.26.05)
3.5 Derek Landri, North Carolina (11.4.06)
3.5 Victor Abiamiri, Stanford (10.7.06)
3.5 Corey Mays, Syracuse (11.19.05)
3.0 Victor Abiamiri, Michigan State (9.17.05)
3.0 Maurice Crum, Tennessee (11.5.05)
3.0 Maurice Crum, Penn State (9.9.06)
3.0 Brandon Hoyte, at Washington (9.24.05)

3.0 Corey Mays, Tennessee (11.5.05)
3.0 Trevor Laws, at Purdue (9.29.07)

most fumbles forced

2 Maurice Crum, at UCLA (10.6.07)
2 Mike Richardson, Tennessee (11.5.05)
2 Tom Zbikowski, at Penn State (9.8.07)
1 41 times

most fumbles recovered

2 Brian Smith, Michigan (9.13.08)
2 Maurice Crum, at UCLA (10.6.07)
2 Ray Herring, at Michigan (9.15.07)
1 39 times

most pass breakups

3 Raeshon McNeil, at Boston College (11.8.08)
2 Harrison Smith, vs. Hawai'i (12.24.08)
2 Harrison Smith, Syracuse (11.22.08)
2 Raeshon McNeil, Syracuse (11.22.08)
2 David Bruton, vs. Navy (11.15.08)
2 Ethan Johnson, at Michigan State (9.20.08)
2 Raeshon McNeil, Michigan (9.13.08)
2 Terrail Lambert, San Diego State (9.6.08)
2 Sergio Brown, San Diego State (9.6.08)
2 John Ryan, San Diego State (9.6.08)
2 Darrin Walls, at Stanford (11.24.07)
2 Pat Kuntz, USC (10.20.07)
2 Dwight Stephenson, USC (10.20.07)
2 Darrin Walls, Boston College (10.13.07)
2 Maurice Crum, at UCLA (10.6.07)
2 Pat Kuntz, at UCLA (10.6.07)
2 Trevor Laws, at UCLA (10.6.07)
2 Pat Kuntz, Georgia Tech (9.1.07)
2 Chris Frome, Purdue (9.30.06)
2 Chris Frome, at USC (11.25.06)
2 Corey Mays, at Michigan (9.10.05)
2 Chinedum Ndukwe, Tennessee (11.5.05)
2 Chinedum Ndukwe, at Stanford (11.26.05)
2 Mike Richardson, Syracuse (11.19.05)
2 Mike Richardson, at Purdue (10.1.05)
2 Ambrose Wooden, Michigan State (9.17.05)
2 Tom Zbikowski, at Washington (9.24.05)

longest interception return

83 Tom Zbikowski, BYU (10.22.05)
73 Darrin Walls, at Penn State (9.8.07)
51 Chinedum Ndukwe, Michigan (9.16.06)
47 Robert Blanton, Purdue (9.27.08)
43 Raeshon McNeil, Pittsburgh (11.1.08)
41 Ambrose Wooden, Tennessee (11.5.05)
41 Gary Gray, Michigan (9.13.08)
39 David Bruton, Michigan (9.13.08)
33 Tom Zbikowski, Tennessee (11.5.05)
33 Maurice Crum, at UCLA (10.6.07)

longest fumble return

35 Brian Smith, Michigan (9.13.08)
34 Maurice Crum, at UCLA (10.6.07)
25 Tom Zbikowski, Penn State (9.9.06)
20 Gary Gray, Syracuse (11.22.08)
11 Kerry Neal, at UCLA (10.6.07)
8 Toryan Smith, Syracuse (11.22.08)
2 Pat Kuntz, Stanford (10.4.08)

INDIVIDUAL RECORDS - SPECIAL TEAMS

most extra points made by kicking

7 Brandon Walker, vs. Hawai'i (12.24.08)
7 D.J. Fitzpatrick, at Purdue (10.1.05)
7 D.J. Fitzpatrick, BYU (10.22.05)
6 D.J. Fitzpatrick, Navy (11.12.05)
6 D.J. Fitzpatrick, at Pittsburgh (9.3.05)
6 Carl Gioia, North Carolina (11.4.06)

5 Nick Tausch, Nevada (9.5.09)
5 Brandon Walker, Purdue (9.27.08)
5 Brandon Walker, Michigan (9.13.08)
5 Brandon Walker, Navy (11.3.07)
5 Carl Gioia, Army (11.18.06)
5 D.J. Fitzpatrick, Tennessee (11.5.05)
5 D.J. Fitzpatrick, Michigan State (9.17.05)
5 Carl Gioia, Penn State (9.9.06)
5 Carl Gioia, Purdue (9.30.06)
5 Carl Gioia, vs. Navy (10.28.06)

most extra points attempted by kicking

7 Brandon Walker, vs. Hawai'i (12.24.08)
7 D.J. Fitzpatrick, at Purdue (10.1.05)
7 D.J. Fitzpatrick, BYU (10.22.05)
6 Carl Gioia, Army (11.18.06)
6 Carl Gioia, at Air Force (11.11.06)
6 D.J. Fitzpatrick, Navy (11.12.05)
6 D.J. Fitzpatrick, at Pittsburgh (9.3.05)
6 Carl Gioia, North Carolina (11.4.06)
5 Nick Tausch, Nevada (9.5.09)
5 Brandon Walker, Purdue (9.27.08)
5 Brandon Walker, Michigan (9.13.08)
5 Brandon Walker, Navy (11.3.07)
5 D.J. Fitzpatrick, Tennessee (11.5.05)
5 D.J. Fitzpatrick, Michigan State (9.17.05)
5 Carl Gioia, Penn State (9.9.06)
5 Carl Gioia, at Michigan State (9.23.06)
5 Carl Gioia, Purdue (9.30.06)
5 Carl Gioia, vs. Navy (10.28.06)

most points scored by kicking

15 Brandon Walker, Pittsburgh (11.1.08)
12 D.J. Fitzpatrick, at Washington (9.24.05)
11 Brandon Walker, Syracuse (11.22.08)
11 D.J. Fitzpatrick, Tennessee (11.5.05)
11 D.J. Fitzpatrick, Michigan State (9.17.05)
11 Carl Gioia, Penn State (9.9.06)
9 Brandon Walker, at Washington (10.25.08)
9 D.J. Fitzpatrick, Syracuse (11.19.05)
9 Carl Gioia, North Carolina (11.4.06)
9 Brandon Walker, vs. Navy (11.15.08)

most field goals attempted

6 Brandon Walker, Syracuse (11.22.08)
5 Brandon Walker, Pittsburgh (11.1.08)
4 D.J. Fitzpatrick, Syracuse (11.19.05)
3 Carl Gioia, UCLA (10.21.06)
3 D.J. Fitzpatrick, Michigan State (9.17.05)
3 D.J. Fitzpatrick, at Washington (9.24.05)
2 Brandon Walker, vs. Navy (11.15.08)
2 Brandon Walker, at Washington (10.25.08)
2 Brandon Walker, Stanford (10.4.08)
2 Brandon Walker, Purdue (9.27.08)
2 Brandon Walker, at Michigan State (9.20.08)
2 Brandon Walker, Navy (11.3.07)
2 Brandon Walker, at UCLA (10.6.07)
2 D.J. Fitzpatrick, Tennessee (11.5.05)
2 D.J. Fitzpatrick, at Stanford (11.26.05)
2 D.J. Fitzpatrick, USC (11.15.05)
2 Carl Gioia, at Georgia Tech (9.2.06)
2 Carl Gioia, Penn State (9.9.06)

most field goals made

4 Brandon Walker, Pittsburgh (11.1.08)
3 Brandon Walker, Syracuse (11.22.08)
3 D.J. Fitzpatrick, at Washington (9.24.05)
2 Brandon Walker, vs. Navy (11.15.08)
2 Brandon Walker, at Washington (10.25.08)
2 Brandon Walker, at UCLA (10.6.07)
2 Carl Gioia, UCLA (10.21.06)
2 D.J. Fitzpatrick, Tennessee (11.5.05)
2 D.J. Fitzpatrick, Syracuse (11.19.05)

The Charlie Weis
Record Book

2 D.J. Fitzpatrick, Michigan State (9.17.05)
2 Carl Gioia, Penn State (9.9.06)

longest field goal made

48 Brandon Walker, Pittsburgh (11.1.08)
48 Brandon Walker, at UCLA (10.6.07)
48 D.J. Fitzpatrick, Michigan State (9.17.05)
45 Brandon Walker, Syracuse (11.22.08)
44 D.J. Fitzpatrick, Syracuse (11.19.05)
43 D.J. Fitzpatrick, at Michigan (9.10.05)
42 Brandon Walker, at Washington (10.25.08)
42 Brandon Walker, at North Carolina (10.11.08)
41 Brandon Walker, Purdue (9.27.08)
41 Brandon Walker, at USC (11.29.08)

most punts

10 Geoff Price, USC (10.20.07)
9 Geoff Price, at UCLA (10.6.07)
9 Geoff Price, at Penn State (9.8.07)
9 D.J. Fitzpatrick, at Michigan (9.10.05)
8 Eric Maust, at USC (11.29.08)
7 Geoff Price, at Michigan (9.15.07)
7 Geoff Price, Georgia Tech (9.1.07)
7 Geoff Price, Michigan (9.16.06)
7 Geoff Price, at Michigan State (9.23.06)
6 Eric Maust, at Boston College (11.8.08)
6 Eric Maust, Michigan (9.13.08)
6 Geoff Price, Boston College (10.13.07)
6 Geoff Price, Michigan State (9.22.07)
6 Geoff Price, UCLA (10.21.06)
6 D.J. Fitzpatrick, vs Ohio State (1.2.06)

most yards punting

450 Geoff Price, USC (10.20.07)
403 Geoff Price, at Penn State (9.8.07)
371 D.J. Fitzpatrick, at Michigan (9.10.05)
363 Geoff Price, Michigan (9.16.06)
363 Geoff Price, at UCLA (10.6.07)
323 Eric Maust, at USC (11.29.08)
303 Geoff Price, at Michigan (9.15.07)
303 Geoff Price, at Michigan State (9.23.06)
268 Geoff Price, Georgia Tech (9.1.07)
263 Eric Maust, Michigan (9.13.08)

highest average yards per punt (min. 3 punts)

51.9 Geoff Price, Michigan (9.16.06) 7-363
50.4 Geoff Price, at Georgia Tech (9.2.06) 5-252
47.4 Geoff Price, vs. LSU (1.3.07) 5-237
45.8 Geoff Price, North Carolina (11.4.06) 5-229
45.7 D.J. Fitzpatrick, at Pittsburgh (9.3.05) 3-137
45.7 Geoff Price, Purdue (9.30.06) 3-137
45.0 Geoff Price, USC (10.20.07) 10-450
44.8 Geoff Price, at Penn State (9.8.07) 9-403
44.2 D.J. Fitzpatrick, BYU (10.22.05) 5-221
44.0 Geoff Price, Penn State (9.9.06) 3-132
44.0 Eric Maust, at Purdue (9.29.07) 3-132
44.0 Eric Maust, vs. Navy (11.15.08) 3-132

most punts downed inside 20

3 Eric Maust, at Stanford (11.24.07)
3 Geoff Price, Boston College (10.13.07)
3 Geoff Price, at UCLA (10.6.07)
3 Geoff Price, Purdue (9.30.06)
2 Eric Maust, Nevada (9.5.09)
2 Eric Maust, Syracuse (11.22.08)
2 Eric Maust, Stanford (10.4.08)
2 Eric Maust, at Michigan State (9.20.08)
2 Eric Maust, Michigan (9.13.08)
2 Eric Maust, San Diego State (9.6.08)
2 Eric Maust, Duke (11.17.07)
2 Eric Maust, Air Force (11.10.07)
2 Geoff Price, at Michigan (9.15.07)
2 Geoff Price, North Carolina (11.4.06)

2 D.J. Fitzpatrick, vs Ohio State (1.2.06)
2 D.J. Fitzpatrick, Syracuse (11.19.05)
2 D.J. Fitzpatrick, USC (11.15.05)
2 D.J. Fitzpatrick, Michigan State (9.17.05)
2 Geoff Price, Penn State (9.9.06)
2 Geoff Price, Michigan (9.16.06)
2 Eric Maust, at Purdue (9.29.07)

longest punt

62 Geoff Price, Penn State (9.9.06)
61 Geoff Price, at Georgia Tech (9.2.06)
60 D.J. Fitzpatrick, at Michigan (9.10.05)
59 Geoff Price, Michigan (9.16.06)
57 Geoff Price, at Penn State (9.8.07)
56 Geoff Price, Michigan State (9.22.07)
56 Geoff Price, Boston College (10.13.07)
55 Geoff Price, at Michigan (9.16.07)
55 Geoff Price, Georgia Tech (9.1.07)
55 Geoff Price, Army (11.18.06)
55 Geoff Price, vs. LSU (1.3.07)

longest punt return

78 Tom Zbikowski, Tennessee (11.5.05)
60 Tom Zbikowski, at Stanford (11.24.07)
60 Tom Zbikowski, USC (11.15.05)
52 Tom Zbikowski, North Carolina (11.4.06)
47 Tom Zbikowski, at Penn State (9.8.07)
42 Golden Tate, at Boston College (11.8.08)
32 Tom Zbikowski, Navy (11.3.07)
25 Tom Zbikowski, at Michigan State (9.23.06)
25 Tom Zbikowski, at Washington (9.24.05)
24 Golden Tate, vs. Navy (11.15.08)

longest kick return

96 Armando Allen, vs. Hawai'i (12.24.08)
53 Armando Allen, at Michigan State (9.20.08)
50 David Grimes, North Carolina (11.4.06)
46 David Grimes, at Georgia Tech (9.2.06)
40 Golden Tate, at Michigan (9.15.07)
40 David Grimes, at Purdue (10.1.05)
38 Armando Allen, Navy (11.3.07)
36 D.J. Hord, Tennessee (11.5.05)
36 Armando Allen, Purdue (9.27.08)
34 Golden Tate, at Penn State (9.8.07)

most punt returns

6 Golden Tate, vs. Navy (11.15.08)
6 Tom Zbikowski, at Stanford (11.26.05)
4 Tom Zbikowski, at Stanford (11.24.07)
4 Tom Zbikowski, USC (11.15.05)
4 Tom Zbikowski, at Georgia Tech (9.2.06)
3 Golden Tate, at Boston College (11.8.08)
3 Golden Tate, at Washington (10.25.08)
3 Armando Allen, at Michigan State (9.20.08)
3 Tom Zbikowski, Duke (11.17.07)
3 Tom Zbikowski, Boston College (10.13.07)
3 Tom Zbikowski, Army (11.18.06)
3 Tom Zbikowski, North Carolina (11.4.06)
3 Tom Zbikowski, Tennessee (11.5.05)
3 Tom Zbikowski, Syracuse (11.19.05)
3 Tom Zbikowski, at Michigan (9.15.07)

most punt return yards

118 Tom Zbikowski, Tennessee (11.5.05) 3
87 Tom Zbikowski, USC (11.15.05) 4
69 Tom Zbikowski, North Carolina (11.4.06) 3
64 Tom Zbikowski, at Stanford (11.24.07) 4
50 Golden Tate, vs. Navy (11.15.08) 6
47 Tom Zbikowski, at Penn State (9.8.07) 1
44 Golden Tate, at Boston College (11.8.08) 3
37 Tom Zbikowski, Navy (11.3.07) 2
35 Armando Allen, San Diego State (9.6.08) 2
34 Tom Zbikowski, Boston College (10.13.07) 3

34 Tom Zbikowski, at Stanford (11.26.05) 6

highest avg. gain per punt return (min. 2 ret.)

39.3 Tom Zbikowski, Tennessee (11.5.05) 3-118
23.0 Tom Zbikowski, North Carolina (11.4.06) 3-69
21.8 Tom Zbikowski, USC (11.15.05) 4-87
18.5 Tom Zbikowski, Navy (11.3.07) 2-37
17.5 Armando Allen, San Diego State (9.6.08) 2-35
16.0 Tom Zbikowski, at Stanford (11.24.07) 4-64
15.5 Tom Zbikowski, at Washington (9.24.05) 2-31
14.7 Golden Tate, at Boston College (11.8.08) 3-44
11.3 Tom Zbikowski, Boston College (10.13.07) 3-34
11.0 Tom Zbikowski, Michigan State (9.17.05) 2-22

most kick returns

6 Armando Allen, Air Force (11.10.07)
6 David Grimes, Michigan (9.16.06)
5 Golden Tate, Pittsburgh (11.1.08)
5 Armando Allen, at Michigan State (9.20.08)
5 Golden Tate, at Michigan (9.15.07)
5 Tom Zbikowski, at USC (11.25.06)
5 Armando Allen, Georgia Tech (9.1.07)
4 Golden Tate, Syracuse (11.22.08)
4 Golden Tate, Boston College (11.8.08)
4 Golden Tate, at North Carolina (10.11.08)
4 Armando Allen, at Purdue (9.29.07)
4 Armando Allen, Purdue (9.27.08)
4 Armando Allen, Navy (11.3.07)
4 David Grimes, vs. LSU (1.3.07)
4 David Grimes, at Stanford (11.26.05)

most kick return yards

147 Armando Allen, at Michigan State (9.20.08) 5
145 David Grimes, Michigan (9.16.06) 6
133 Golden Tate, at Michigan (9.15.07) 5
117 Armando Allen, Air Force (11.10.07) 6
116 Armando Allen, vs. Hawai'i (12.24.08) 2
115 Armando Allen, Navy (11.3.07) 4
107 Tom Zbikowski, at USC (11.25.06) 5
105 Armando Allen, Purdue (9.27.08) 4
101 David Grimes, North Carolina (11.4.06) 3
97 David Grimes, at Stanford (11.26.05) 4

highest avg. gain per kick return (min. 2 ret.)

58.0 Armando Allen, vs. Hawai'i (12.24.08) 2-116
33.7 David Grimes, North Carolina (11.4.06) 3-101
31.0 David Grimes, at Purdue (10.1.05) 2-62
29.4 Armando Allen, at Michigan State (9.20.08) 5-147
28.8 Armando Allen, Navy (11.3.07) 4-115
26.6 Golden Tate, at Michigan (9.15.07) 5-133
26.2 Armando Allen, Purdue (9.27.08) 4-105
26.0 Armando Allen, at USC (11.29.08) 2-52
24.3 Armando Allen, at UCLA (10.6.07) 3-73
24.2 David Grimes, at Stanford (11.26.05) 4-97

most blocked kicks

2 Chase Anastasio, Syracuse (11.19.05)
2 Derek Landri, North Carolina (11.4.06)
1 Sergio Brown, vs. Hawai'i (12.24.08)
1 Mike Anello, vs. Navy (11.15.08)
1 David Bruton, USC (10.20.07)
1 Trevor Laws, at Stanford (11.24.07)
1 Trevor Laws, Georgia Tech (9.1.07)
1 Steve Quinn, at USC (11.25.06)
1 Derek Landri, Army (11.18.06)
1 Trevor Laws, North Carolina (11.4.06)
1 Chase Anastasio, at Washington (9.24.05)
1 Derek Landri, Michigan (9.16.06)
1 Trevor Laws, at Air Force (11.11.06)
1 Trevor Laws, vs. Ohio State (1.2.06)
1 Trevor Laws, at Purdue (10.1.05)
1 Chinedum Ndukwe, vs. Ohio State (1.2.06)



#23 Notre Dame 35 • Nevada 0

Sept. 5, 2009 • Notre Dame, Ind. • Notre Dame Stadium



NOTRE DAME, Ind. (AP) - Jimmy Clausen must have felt as if he was still in paradise.

Clausen, last seen playing nearly flawless in a Hawaii Bowl victory, completed 15 of 18 passes for 315 yards and four touchdowns to lead No. 23 Notre Dame to a 35-0 victory over Nevada on Saturday.

The Irish ended a disappointing 2008 season with a 49-21 victory over Hawaii in the Hawaii Bowl that provided at least some hope for the future.

A much needed one, too, with a trip to Michigan, coming off its own impressive opening victory, up next week.

Clausen started the game by completing 10 of 11 passes for 184 yards and three touchdowns, highlighted by a career-long 70-yard pass for a touchdown to Michael Floyd. He bettered that in the third quarter with an 88-yard scoring pass to Floyd.

It was the third longest pass completion in Notre Dame history.

Floyd also had a 24-yard TD catch and tight end Kyle Rudolph opened the scoring with a 19-yard TD catch. The other touchdown by the Irish (1-0) came on a 1-yard run by Armando Allen Jr.

It was the first shutout for Notre Dame during the Weis era. The last shutout for the Irish was a 42-0 win over Rutgers in 2002. It was just the third time in Nevada coach Chris Ault's 25 years as coach that the Wolf Pack was shut out.

The Irish couldn't have gotten off to a much better start. The defense stopped Nevada on its first three third-down attempts and linebacker Toryan Smith stuffed Wolf Pack running back Vai Taua for a 1-yard loss on fourth-and-1. Even highly touted freshman linebacker Manti Te'o got in on the act for Notre Dame on his first play early in the second quarter.

The Irish held the Wolf Pack to 153 yards rushing and 307 total yards.

The play of the defense against a Nevada offense that was third in the country in rushing last year had to inspire Notre Dame fans.

The play of Clausen must of had them giddy—even if it was more against a pass defense that ranked behind Hawaii's last season.

Clausen was 22 of 26 passing for 401 yards with five touchdowns in the Christmas Eve bowl victory. Nevada, which ranked last in the nation in pass defense, was just as helpless to stop him.

Kaepernick was 12 of 23 passing for 149 yards with two interceptions. He also ran for 39 yards on 10 carries. Taua ran for 114 yards on 18 carries.

Score by Quarters		1	2	3	4	Score	
Nevada		0	0	0	0	0	Record: (0-1)
Notre Dame		7	21	7	0	35	Record: (1-0)
First Quarter							
8:42	ND	RUDOLPH 19 yd pass from CLAUSEN (TAUSCH kick), 12-67 6:18					
Second Quarter							
14:54	ND	FLOYD 24 yd pass from CLAUSEN (TAUSCH kick), 9-78 4:24					
11:42	ND	FLOYD 70 yd pass from CLAUSEN (TAUSCH kick), 2-79 0:46					
1:48	ND	ALLEN 1 yd run (TAUSCH kick), 8-80 3:45					
Third Quarter							
10:12	ND	FLOYD 88 yd pass from CLAUSEN (TAUSCH kick), 4-99 1:58					
TEAM STATS							
		NEV	ND				
FIRST DOWNS		15	20				
RUSHES-YARDS (NET)		29-153	41-178				
PASSING YDS (NET)		154	332				
Passes Att-Comp-Int		27-13-2	20-17-0				
TOTAL OFFENSE PLAYS-YARDS		56-307	61-510				
Fumble Returns-Yards		0-0	0-0				
Punt Returns-Yards		0-0	2-22				
Kickoff Returns-Yards		5-88	1-23				
Interception Returns-Yards		0-0	2-23				
Punts (Number-Avg)		5-46.6	3-40.7				
Fumbles-Lost		1-1	0-0				
Penalties-Yards		4-49	3-35				
Possession Time		26:20	33:40				
Third-Down Conversions		2 of 11	6 of 12				
Fourth-Down Conversions		0 of 1	1 of 2				
Red-Zone Scores-Chances		0-3	2-2				
Sacks By: Number-Yards		0-0	2-21				
RUSHING: Nevada-Taua 18-114; Kaepernick 10-39; Ball 1-0. Notre Dame-ALLEN 15-72; GRAY, J. 9-50; HUGHES 6-20; RIDDICK 5-19; ALDRIDGE 3-13; TATE 1-3; CLAUSEN 2-1.							
PASSING: Nevada-Kaepernick 12-23-2-149; Lantrip 1-4-0-5. Notre Dame-CLAUSEN 15-18-0-315; CRIST 2-2-0-17.							
RECEIVING: Nevada-Session 5-51; Taua 3-38; Wimberly 2-36; Wellington 2-27; Green 1-2. Notre Dame-FLOYD 4-189; RUDOLPH 4-29; TATE 3-59; ALLEN 3-25; WALKER, D. 1-15; PARRIS 1-10; GRAY, J. 1-5.							
INTERCEPTIONS: Nevada-None. Notre Dame-McCARTHY, K. 1-23; BLANTON 1-0.							
FUMBLES: Nevada-Taua 1-1. Notre Dame-None.							
SACKS (UA-A): Nevada-None. Notre Dame-SMITH, B. 1-0; SMITH, Toryan 1-0.							
TACKLES (UA-A): Nevada-Johnson 5-5; Amaya 7-2; Bethea 3-6; Harvey 5-3; Moch 3-3; Marshall 2-4; Frey 4-1; Agaiava 0-4; Thompson 2-1; Roy 1-2; Coulson 2-0; Madonick 1-1; Liranzo 1-0; Grimes 1-0; Silva-Purcell 1-0; Miller 0-1; Slack 0-1; Taua 0-1; Barker 0-1. Notre Dame-McCARTHY, K. 7-2; SMITH, H. 5-1; SMITH, Toryan 4-1; SMITH, S. 2-1; GRAY, G. 2-1; SMITH, B. 2-1; RYAN 1-2; BLANTON 2-0; TE'O 2-0; SLAUGHTER 2-0; McDONALD 1-1; FILER 1-1; JOHNSON 1-1; BROWN 1-1; WILLIAMS, I. 0-2; HERRING 1-0; ANELLO 0-1; CWYNAR 0-1; FLEMING 0-1.							

