

NOTRE DAME Fighting Irish (16- 7, 8- 5) at (18/18) CONNECTICUT Huskies (17- 6, 9- 3)



Date: Monday, February 21, 2005

Place: Hartford Civic Center (16,294)

Time: 7:00 p.m. (EST)

TV: ESPN — Sean McDonough (play-by-play analyst), Jay Bilas (color analyst) and Bill Raftery (color analyst)

Radio: Notre Dame Sports Properties (Jack Lorri, Jack Nolan) originates the Notre Dame Radio Network which includes: WZOW 97.7 FM and 102.3 FM (South Bend, Ind./Michiana Region); ESPN 1000 AM (Chicagoland area); ESPN 950 AM (Indianapolis, Ind.); WGL 1250 (Fort Wayne, Ind. and Northeast Indiana); WEFM 95.9 (Michigan City and Gary, Ind.), WLUV 96.7 FM and 1520 AM (Rockford and DeKalb, Ill. and Beloit and Janesville, Wis.); ESPN 1480 AM-WRSW (Warsaw, Ind.) and WAMW 107.9 FM and 1580 AM in Washington, Ind.). Radio broadcasts also can be heard through the World Wide Web at www.und.com and SIRIUS Satellite Radio.

Real-Time Stats: Live in-game statistics are available for all home games, via the Notre Dame athletic website (www.und.com).

Tonight's Game:

Notre Dame (16-7, 8-5) will end its two-game road trip with tonight's game against Connecticut (17-6, 9-3) ... The Irish won at Providence, 62-61, on Saturday afternoon ... Tonight's matchup is the second of the year between the two schools ... Notre Dame defeated UConn 78-74 at the Joyce Center back on Jan. 30 ... Torin Francis led four Irish players in double figures as he posted a season-high tying 19 points against the Huskies ... Chris Thomas added 15 points in the contest and Chris Quinn and Dennis Latimore each chipped in 12 ... The Irish are 1-4 in their last five road games, but the four losses have been by a combined 11 points ... Five of Notre Dame's six losses this season have been by five points or less ... This evening's matchup against Connecticut will mark the seventh road game in 10 games for the Irish ... This season, five games have been decided by a single point and the Irish are 3-2 in those contests ... The Irish began BIG EAST play with a 4-1 record — the second-best start in school history ... The Irish began 6-1 in 2002-03 before finishing the conference regular season with a 10-6 mark ... Following tonight's game, the Irish will take the court again on Sunday, Feb. 27 as they host UCLA in a non-conference battle ... Notre Dame closes out the season by playing its final three regular-season contests at home.

Celebrating 100 Seasons:

The 2004-05 season marks the 100th season for the Notre Dame men's basketball program ... Notre Dame is one of 13 Division I schools celebrating its 100th season of basketball this year ... The others include: Dayton, Delaware, Duke, Georgia, Howard, Illinois, Miami (Ohio), Northwestern, Oregon, Virginia, William and Mary and Wyoming.

Notre Dame played its first varsity game on January 29, 1898 (a 64-8 loss to First Regiment) ... The Irish played two other games that season and finished with a 1-2 record ... The following year, they played two games in 1899 and then did not field a team again until the 1907-08 campaign.

Brey Gets Number 200:

Head coach Mike Brey captured his 200th career victory in Notre Dame's 62-61 defeat of Providence on Saturday afternoon ... In nine-plus seasons and 303 games, he has compiled a 200-103 record for a .660 winning percentage ... Brey compiled a 99-52 mark at Delaware (1995-2000) in five seasons before coming to Notre Dame ... In his first game as Notre Dame's head coach, he won his 100th career game on November 18, 2000 in a 104-58 victory over Sacred Heart.

Irish Finish 2-2 In Stretch Against Ranked Foes:

The Irish finished 2-2 in their recent four-game stretch (Jan. 30-Feb. 12) against Connecticut, Syracuse, Boston College and Pittsburgh in which they faced four consecutive ranked opponents ... It marked the first time a Notre Dame team had faced straight ranked opponents since the 1977-78 campaign when that Irish team played five ranked foes during the '78 NCAA Tournament ... That squad was 3-2 in those contests and advanced to the Final Four.

2004- 05 University of Notre Dame Men's Basketball Schedule (16- 7, 8- 5 BIG EAST)

November

4	Thur.	ST. JOSEPH'S- IN (Ex.)	W, 80- 67
10	Wed.	QUINCY (Ex.)	W, 80- 61
19	Fri.	(20/21) HARVARD	W, 66- 59
23	Tue.	(21/21) IPFW	W, 73- 45
26	Fri.	(21/21) CHARLESTON SOUTHERN	W, 54- 38

December

4	Sat.	(20/19) at Michigan (ESPN)	L, 60-61
8	Wed.	at Indiana (ESPN)	W, 55-45
11	Sat.	DEPAUL (ESPN2)	L, 73- 84
19	Sun.	ARMY	W, 71- 52
22	Wed.	MARIST	W, 88- 73
28	Tue.	WESTERN ILLINOIS	W, 78- 61
30	Thur.	SAMFORD	W, 56- 44

January

5	Wed.	at Seton Hall* (ESPN2)	W, 66-65
8	Sat.	VILLANOVA*	W, 78- 72
10	Mon.	SYRACUSE* (7/7) (ESPN)	L, 61- 70
15	Sat.	ST. JOHN'S*	W, 67- 66
19	Wed.	at West Virginia*	W, 70-57
23	Sun.	at Georgetown*	L, 54-55
26	Wed.	at Villanova* (ESPN2)	L, 60-65
30	Sun.	CONNECTICUT* (19/16) (CBS)	W, 78- 74

February

5	Sat.	at Syracuse* (8/8) (ESPN)	L, 57-60
8	Tue.	BOSTON COLLEGE* (4/4) (ESPN2)	W, 68- 65
12	Sat.	at Pittsburgh* (18/T15) (ESPN)	L, 66-68
16	Wed.	GEORGETOWN* (ESPN Classic)	W, 70- 64
19	Sat.	at Providence*	W, 62-61
21	Mon.	at Connecticut* (ESPN)	7:00 p.m.
27	Sun.	UCLA (CBS)	2:00 p.m.

March

2	Wed.	RUTGERS* (ESPN Classic)	8:00 p.m.
5	Sat.	PITTSBURGH* (CBS)	2:00 p.m.
9-	Wed.-	BIG EAST Championship	
12	Sat.	(Madison Square Garden)	
17-	Thur.-	NCAA First and Second Rounds	
20	Sun.		
24-	Thur.-	NCAA Regional	
27	Sun.		

April

2 &	Sat. &	NCAA Final Four Championship	
4	Mon.	(Edward Jones Dome - St. Louis, Mo.)	

* - indicates BIG EAST game

all times local site

() - indicates Associated Press and ESPN/USA Today rankings at time of game

**Associated Press
(Week of Feb. 14)**

	<u>Last Week</u>
1. Illinois	1
2. Kansas	3
3. Kentucky	5
4. North Carolina	2
5. Wake Forest	6
6. Boston College	4
7. Duke	7
8. Oklahoma State	10
9. Syracuse	8
10. Arizona	12
11. Michigan State	13
12. Louisville	9
13. Gonzaga	14
14. Utah	15
15. Utah	21
16. Alabama	17
17. Pittsburgh	18
18. Connecticut	19
19. Pacific	24
20. Wisconsin	20
21. Oklahoma	16
22. Maryland	NR
23. Charlotte	NR
24. Cincinnati	21
25. Villanova	22

bold indicates 2004-05 opponent

**ESPN/USA TODAY
(Week of Feb. 14)**

	<u>Last Week</u>
1. Illinois	1
2. Kansas	3
3. Kentucky	5
4. North Carolina	2
5. Wake Forest	6
6. Boston College	4
7. Oklahoma State	10
8. Duke	8
9. Syracuse	7
10. Michigan State	12
11. Arizona	13
12. Louisville	9
13. Washington	11
Utah	15
15. Pittsburgh	15
16. Gonzaga	17
17. Alabama	19
18. Connecticut	14
19. Pacific	24
20. Wisconsin	21
21. Cincinnati	20
22. Oklahoma	18
23. Charlotte	NR
24. Florida	NR
25. Texas Tech	23

bold indicates 2004-05 opponent

LAST IRISH OUTING

Notre Dame 62, Providence 61

February 19, 2005

Dunkin' Donuts Center, Providence, RI

	3-pt										
	FG-A	FG-A	FT-A	REB	PF	TP	A	TO	BK	ST	MIN
Notre Dame	1-4	1-3	2-2	0-6-6	3	5	1	0	3	1	34
Jordan Cornette	0-6	0-0	0-0	4-1-5	0	0	0	2	0	0	8
Torin Francis	4-15	2-6	0-2	2-4-6	1	10	8	3	0	2	40
Chris Thomas	6-13	5-8	0-0	2-3-5	0	17	4	3	0	0	40
Chris Quinn	3-12	3-11	0-0	0-3-3	2	9	2	1	0	1	36
Colin Falls	1-2	0-0	0-1	0-1-1	3	2	0	0	0	0	4
Omari Isreal	5-9	0-0	4-9	8-6-14	3	14	1	0	0	0	27
Rick Cornett	0-0	0-0	0-0	0-0-0	0	0	0	0	0	0	2
Rob Kurz	2-4	0-0	1-2	1-1-2	0	5	0	2	1	0	9
Dennis Latimore											
Team											
TOTALS	22-65	11-28	7-16	20-25-45	12	62	16	11	4	4	200
FG%: 1st Half 11-39, .282; 2nd Half 11-26, .423; Game .338; 3-PT%: 1st Half 6-17, .353; 2nd Half 5-11, .455; Game .393; FT%: 1st Half 3-5, .600; 2nd Half 4-11, .364; Game .438; Deadball: 6.2.											

	3-pt										
	FG-A	FG-A	FT-A	REB	PF	TP	A	TO	BK	ST	MIN
Providence	5-18	2-3	4-5	1-6-7	1	16	2	2	1	2	39
Ryan Gomes	1-5	0-4	0-0	0-5-5	1	2	0	2	1	1	20
Jeff Parmer	1-3	0-0	0-0	1-1-2	3	2	0	1	1	2	16
Herbert Hill	2-6	2-6	3-3	0-2-2	1	9	4	3	1	0	40
Donnie McGrath	4-9	0-1	1-5	1-5-6	2	9	4	1	3	0	33
Tuukka Kotti	3-5	0-0	0-0	2-1-3	2	6	3	1	0	2	12
DeSean White	2-3	1-2	0-0	0-0-0	1	5	0	0	0	0	11
Rob McKiver	0-0	0-0	0-0	0-0-0	0	0	0	0	0	0	2
Ray Cross	6-6	0-0	0-0	0-3-3	3	12	0	0	2	0	24
Randall Hanke	0-0	0-0	0-0	0-0-0	0	0	0	0	0	0	3
Charlie Burch											
Team											
TOTALS	24-55	5-16	8-13	6-26-32	14	61	13	10	9	7	200
FG%: 1st Half 10-26, .385; 2nd Half 14-29, .483; Game .436; 3-PT%: 1st Half 3-8, .375; 2nd Half 2-8, .250; Game .313; FT%: 1st Half 1-5, .200; 2nd Half 7-8, .875; Game .615; Deadball: 3.											

	1	2	F
Notre Dame	31	31	62
Providence	24	37	61

OFFICIALS: John Clougherty, John Cahill, Doug Shows
TECHNICALS: None
ATTENDANCE: 12,993

Notes: Mike Brey earned his 200th career win ... Notre Dame is now 3-2 in one-point games this season ... Rick Cornett registered his first career double-double with a season-high 14 points and career-best 14 rebounds.

Another Unbeaten Falls At The Joyce Center:

Notre Dame's 68-65 win over fourth-ranked and previously unbeaten Boston College (20-0) on February 8 marked the third time in 25 years that an unbeaten team with 20-plus wins suffered a defeat at the Joyce Center ... Prior to that victory, the last time Notre Dame knocked off an undefeated team with 20 or more wins was on February 27, 1980 when No. DePaul brought an unblemished 25-0 record into the Joyce Center ... On that day, the Irish defeated the Blue Demons 76-74 in double overtime ... That game came three years after No. 1 ranked San Francisco come into the Joyce Center on March 1, 1977 with a 29-0 record and left with its first loss of the season (a 93-82 Irish victory).

100 And Counting:

Wednesday's 70-64 victory against Georgetown gave Irish head coach Mike Brey his 100th at Notre Dame ... He reached that mark coaching in his 151st game, becoming the second Notre Dame coach to reach the 100-win mark in 151 games.

<u>Coach</u>	<u>Games Coached Until 100th Win</u>
George Keogan (1923-43)	130
John Jordan (1951-64)	151
Mike Brey (2000- present)	151
Johnny Dee (1964-71)	173
Digger Phelps (1971-91)	155

Starting The Season Ranked:

For the second consecutive year and 24th time in the program's history, Notre Dame began the season ranked — 20th in the Associated Press and 21st in the ESPN/USA Today pre-season rankings ... This marks the third time a Notre Dame team under head coach Mike Brey has been ranked ... His first Irish team, the 2000-01 squad, started the year tied for 15th in the AP Poll and were 17th in the ESPN/USA Today ranking ... Last season's 2003-04 squad was 21st

Irish On The Road Under Brey:

	<u>Away</u>	<u>Neutral</u>	<u>Overall</u>
2004-05	4-5	0-0	4-5
2003-04	6-5	2-1	8-6
2002-03	4-5	6-2	10-7
2001-02	8-4	5-3	13-7
2000-01	6-4	2-2	8-6
Totals	28-23	15-8	43-31
	(.549)	(.652)	(.581)

NOTRE DAME STARTING LINEUP:

2004- 05 Statistics									
No.	Player	Pos	Ht.	Wt.	Class	PPG	RPG	Other	Notes:
12	Jordan Cornette	F	6-10	236	Sr.	4.7	4.4	193 career blocks	Needs 8 to become Irish career shot block leader
34	Torin Francis	F	6-11	252	Jr.	8.4	7.7	637 career rebounds	21 career double-doubles
1	Chris Thomas	G	6-1	190	Sr.	14.2	5.0	6.5 aspg.	Third all-time leading scorer (2,109)
2	Chris Quinn	G	6-2	185	Jr.	13.3	3.0	59 three-pointers	Career-best 12 straight games in double figures
15	Colin Falls	G	6-4	204	So.	11.8	2.3	68 three-pointers	Has scored in double figures in eight of last 13 games

2004- 05 Statistics									
No.	Player	Pos	Ht.	Wt.	Class	PPG	RPG	Other	Notes:
5	Omari Isreal	F	6-9	233	So.	1.1	1.3	14 games played	Has played in four BIG EAST games
11	Rick Cornett	F	6-8	256	Jr.	3.5	2.9	20 games played	14 points and 14 rebounds versus Providence
21	Ben Nickol	F	6-5	218	Jr.	0.3	0.0	6 games played	First-year walk-on
24	Chris Murphy	F	6-6	210	Jr.	0.0	0.0	2 games played	First year walk-on
31	Rob Kurz	F	6-9	219	Fr.	0.7	0.8	3.8 minutes per game	Lone freshman on Irish roster
41	Dennis Latimore	F	6-9	238	Sr.	7.8	4.6	11 games in double figures	Scored in double figures in 4 of last 8 games
43	Russell Carter	G	6-4	223	So.	2.8	1.5	7.5 minutes per game	Career bests of 11 points and 7 rebounds vs. Samford
55	Greg Bosl	G	6-1	198	Sr.	0.0	0.3	4 games played	Second-year walk-on

and tied for 19th, respectively in the two polls at the start of the year ... Notre Dame has been out of the polls for 11 weeks after climbing to 20th in the AP and 19th in the ESPN/USA Today rankings.

Thomas Reaches 2,000- Point Milestone:

With his 16-point performance against West Virginia on January 19, Chris Thomas became the sixth player in Notre Dame history to score 2,000 points ... Thomas has 2,109 career points in 122 career outings and is third on the all-time scoring list ... He ranks behind Austin Carr (2,560) and Adrian Dantley (2,223) and ahead of Pat Garrity (2,085), David Rivers (2,058) and Troy Murphy (2,011).

BIG EAST 1,000:

With his 19-point performance against Boston College on February 8, Chris Thomas became the second player in Notre Dame history and 25th player overall to score 1,000 points in BIG EAST play (regular-season games only) ... In 61 career BIG EAST games, he has scored 1,071 points for a 17.6 career average ... The only other player to score 1,000 points in league play was Pat Garrity who scored 1,107 points in 54 league contests from 1995-98 for a 20.5 scoring average.

Thomas In The Record Books:

Chris Thomas has made a record 122 consecutive starts and has not missed a game during his Irish career ... When he sat out the first eight minutes of the second half against St. John's on January 15 with a concussion sustained in the first half, it marked the first time in his career that he missed any part of a game due to injury ... The consecutive games started mark was formerly held by Pat Garrity (1994-98) who started all 111 contests of his career ... Thomas also holds career record for assists (788) and steals (235).

Another Record Within Reach For Thomas:

Chris Thomas is within reach of another career record — three-point field goals made ... With 294 to his credit, Thomas needs just eight to become the school's all-time leader in that category ... The mark of 301 was set by Matt Carroll two years ago ... Carroll played for the Irish from 1999-03.

The Captains:

For the second time in school history and for the second consecutive year, Notre Dame has four captains ... Seniors Chris Thomas and Jordan Cornette are captains again along with juniors Torin Francis and Chris Quinn.

Road Warriors:

In Mike Brey's four-plus seasons, his Irish teams have compiled a road record of 43-31 (.581) ... That includes a 28-23 (.549) in true road games and a 15-8 (.652) in neutral site contests.

Series Record vs. Connecticut

Connecticut leads 10- 5
Home: 4- 3, Away: 1- 5, Neutral: 0- 2

Date	Site	Result	Score
12-6-95	Notre Dame, IN	L	65-85
2-17-96	Storrs, CT	L	65-85
2-8-97	Notre Dame, IN - ot W		71-65
1-3-98	Hartford, CT	L	58-84
2-17-98	Notre Dame, IN	L	79-88
1-12-99	Hartford, CT	L	70-101
1-5-00	Hartford, CT	W	75-70
2-12-00	Notre Dame, IN	W	68-66
2-26-01	Hartford, CT	L	59-75
3-8-02	New York, NY#	L	77-82
2-24-03	Notre Dame, IN	L	79-87
2-9-04	Notre Dame, IN	W	80-74
2-21-04	Hartford, CT	L	50-61
3-11-04	New York, NY #	L	58-66
1-30-05	Notre Dame, IN	W	78-74

#-BIG EAST Tournament

Scoring	Total	Average
Notre Dame	1032	68.8
Connecticut	1163	77.4

Current Win Streak: Notre Dame, 1 game

Brey vs. Connecticut: 2-5

ND Biggest Win: 6 (71-65 on 2-8-97)

Connecticut Biggest Win: 31 (101-70 on 1-12-99)

ND Biggest Win Streak: 2 (2000)

Connecticut Biggest Win Streak: 3 (from 2001-03)

Notre Dame's Most- Played Rivals

Marquette	105 games.....	ND leads 75-30
Butler	101 games.....	ND leads 71-30
Michigan State ..	94 games	ND leads 59-35
DePaul.....	92 games	ND leads 50-42
Northwestern	86 games	ND leads 63-23
Indiana	67 games	IU leads 47-20
Kentucky.....	58 games	UK leads 41-17
Pittsburgh	48 games	ND leads 25-24
UCLA	45 games ...	UCLA leads 27-18

Inside the Irish Numbers

By Day

On Sundays:	2-1
On Mondays:	0-1
On Tuesdays:	3-0
On Wednesdays:	5-1
On Thursdays:	1-0
On Fridays:	2-0
On Saturdays:	3-4

By Time

Night Games:	12-4
Day Games:	4-3

By Location

Home Games:	12-2
Road Games:	4-5
Neutral Games:	0-0

By Halftime Score

Lead at halftime:	12-2
Trail at halftime:	2-3
Tied at halftime:	2-2

By Rebound Margin

Outrebounding opponents:	7-3
Outrebounded by opponents:	8-4
Same number of rebounds:	1-0

By Field Goal Shooting

Shoot better from field:	8-3
Shoot worse from field:	8-4
Shoot same from field:	0-0
Shoot 50% or better:	3-0
Shoot less than 50%:	13-7
Keep opponents under 50%:	15-5
Keep opponents under 40%:	6-3

By Free Throw Margin

Hit more free throws:	15-2
Hit fewer free throws:	1-5
Same number of free throws:	0-0

By Turnovers

Commit fewer turnovers:	10-1
Commit more turnovers:	6-4
Commit same number of turnovers:	0-2

By Margin

One-point games:	3-2
Two-point games:	0-0
Three-point games:	1-2
Four-point games:	1-0
5-10 point games:	4-2
11-20 point games:	6-1
21-30 point games:	1-0
31+point games:	0-0

By Conference

BIG EAST	8-5
Ivy League	1-0
Independent	1-0
Big South	1-0
Big 10	1-1
Conference USA	0-1
Patriot League	1-0
Metro Atlantic Athletic	1-0
Mid-Continent	1-0
Ohio Valley	1-0
Pac-10	0-0

By Month

In November	3-0
In December	5-2
In January	5-3
In February	3-2
In March	0-0

On This Date:

Notre Dame owns a 18-6 record (.750) when playing on February 21.

Scouting the Irish:

Notre Dame's seven losses have been by a combined 32 points and its five BIG EAST losses have totalled 20 points ... Five of the 23 games have been decided by a single point (four of those BIG EAST contests) ... Notre Dame is 3-2 in those contests and 3-1 in conference games decided by one point ... Twelve of the BIG EAST contests the Irish have played have been decided by less than 10 points ... The only double-digit decision was a 70-57 win at West Virginia ... Notre Dame is 11-2 at the Joyce Center this season ... Defensively, the Irish are allowing 61.0 points per game and have held eight of their opponents to 57 points and under ... It's the fewest points ever allowed by the Irish during the Mike Brey era ... Only five opponents — DePaul (84), Marist (73), Villanova (72), Syracuse (70) and Connecticut (74) — have scored more than 70 points this season ... Notre Dame is averaging 66.6 points, the lowest total during Brey's tenure ... Three players are averaging double figures — Chris Thomas (14.2), Chris Quinn (13.3), Colin Falls (11.8), while Torin Francis is averaging 8.4 ppg. and Dennis Latimore 7.8 ppg. ... Francis leads the team in rebounding with 7.7 rebounds ... Thomas also leads the team in both assists (6.5) and steals (2.2), while Jordan Cornette is the team leader in blocks (38) and second in steals (33) ... Francis has registered double-doubles in two of the last seven games and has scored in double figures four of the last seven outings ... Chris Quinn owns the current longest double-figures scoring streak for the Irish as he has registered 10-plus points in a career-best 12 straight games.

Irish In The National Statistics:

Chris Thomas stands 19th in assists (6.5 aspg.), while the Irish 14th in both three-point field goals made per game (8.7) and 24th in scoring defense (61.0 ppg.).

Series Record vs. Connecticut:

Connecticut leads the series 10-5 and has won five of the last seven meetings ... Tonight is the second regular season meeting ... Notre Dame won the first game 78-74 on January 30 at the Joyce Center ... Last season, the two schools met three times with the Huskies winning two of those contests ... Notre Dame won the first regular-season meeting at the Joyce Center 80-74, but then lost a 61-50 decision the second time the two teams played each other ... The third matchup was in the quarterfinals of the BIG EAST Tournament with Connecticut coming away with a 66-58 victory ... Notre Dame is 1-5 against the Huskies on Connecticut's home floor (0-1 at Gampel Pavilion and 1-4 at the Hartford Civic Center) ... It's lone win was a 75-70 decision on January 5, 2000.

The Irish All-Time:

In 99-plus seasons, Irish teams have posted a 1564-858 mark (.646).

Thomas Nominated For Senior Class Award:

Chris Thomas is one of 30 candidates for the Bayer Advantage Senior CLASS (Celebrating Loyalty and Achievement for Staying in School) Award ... The award is presented annually to the nation's senior player-of-the-year for NCAA Division I men's and women's basketball ... Irish women's basketball player Jacqueline Batteast is also one of 30 finalists on the women's side.

Special Company:

Chris Thomas is approaching a milestone that only two players in NCAA history have accomplished ... With 2,109 points and 788 assists to his credit, Thomas needs just 12 assists to become the third player in NCAA history with 2,000 points and 800 assists ... Sherman Douglas (Syracuse - 1985-89) finished his career with 2,060 points and 960 assists, while Gary Payton (Oregon State - 1986-90) had 2,172 points and 939 assists.

Home Sweet Home:

Since the inaugural season (1968-69) at the Joyce Center, Notre Dame owns a 443-133 record all-time for a .769 winning percentage ... The Irish are 58-18 (.763) at the Joyce Center during Mike Brey's four-plus seasons, and since the 1996-97 campaign, they own a 106-35 mark for a .752 winning percentage ... Notre Dame's 12-2 mark at home already this season marks the seventh time in eight years that the Irish have won 10 or more home

BIG EAST ROAD RECORDS IN LEAGUE PLAY SINCE

2000-01

<u>Team</u>	<u>Record</u>
Boston College	24-14 (.632)
Pittsburgh	22-15 (.594)
Syracuse	22-17 (.564)
Notre Dame	21-18 (.538)
Connecticut	20-18 (.526)
Georgetown	18-21 (.462)
Providence	15-22 (.405)
Villanova	14-22 (.387)
Seton Hall	11-24 (.314)
St. John's	8-30 (.211)
West Virginia	9-29 (.237)
Rutgers	3-34 (.081)

Irish Head Coach Mike Brey

- Named the 17th head coach at the University of Notre Dame on July 14, 2000
- A 18-year veteran of the college ranks...
 - University of Notre Dame (head coach) — 2000-04 (four seasons)
 - University of Delaware (head coach) — 1995-2000 (five seasons)
 - Duke University (assistant coach) — 1987-95 (eight seasons)
- Has compiled a **101- 51 (.664)** record in four-plus seasons as the Irish head coach

	<u>Overall</u>	<u>BIG EAST (regular season)</u>
2000-01	20-10	11-5 (1st place - West Division)
2001-02	22-11	10-6 (2nd place - West Division)
2002-03	24-10	10-6 (t3rd place - West Division)
2003-04	19-13	9-7 BIG EAST (7th place)
<u>2004-05</u>	<u>16-7</u>	<u>8-5</u>
	101- 51 (.664)	48- 29 (.623)

- Owns a 200-103 (.660) record as a head coach and has guided five of his nine teams to NCAA tournament play; seven of those teams have advanced to the postseason (two NIT appearances)
- In his first season, led Notre Dame to the 2000-01 BIG EAST West Division championship (its first league regular-season title in school history). In 2002-03, guided the Irish to their first Sweet 16 appearance since 1987
- He is only coach in the program's history to lead his teams to three consecutive 20-win seasons and three straight NCAA tournament appearances in his first three seasons
- In 2003-04, guided Notre Dame to victories over defending national champion Syracuse ('03) and eventual national champion Connecticut ('04)
- Spent eight years as an assistant coach under Mike Krzyzewski at Duke and during that time the Blue Devils advanced to the Final Four six times and won national championships in both 1991 and '92. While there, Duke compiled a 216-65 record



- Played at DeMatha High School under legendary coach Morgan Wootten and graduated from there in 1977. Also served as an assistant coach for Wootten from 1982-87
- Received DeMatha High School's Distinguished Alumnus Award in October 2003

- Recipient of 2003 Coaches vs. Cancer Champion Award in recognition of his fund-raising efforts for the Coaches vs. Cancer Program and a member of the CVC National Council
- Signed a contract extension through 2011 on October 25, 2004

Mike Brey vs. Ranked Opponents:

Overall: 16- 32

at Notre Dame: 16-26

(2004-05: 2-3; 2003-04: 2-8; 2002-03: 5-6; 2001-02: 3-6; 2000-01: 4-3)

at Delaware: 0-6

Mike Brey in Overtime Games at Notre Dame:

Overall: 3- 0

at Georgetown (2/9/02)

116-111 (4 OT)

at Boston College (1/25/03)

101-96

vs. Georgetown (2/1/03)

93-92 (2OT)

games.

Toughest Ticket in Town:

Notre Dame's success on the hardwood has paid dividends at the box office ... For the fourth consecutive year, the number of season ticket holders increased, and already this season, six games have sold out — DePaul, Syracuse, St. John's, Connecticut, Boston College and Georgetown ... In addition, upcoming contests against UCLA and Pittsburgh are already advance sellouts ... Notre Dame students also showed their support for the Irish as the student allotment of 3,000 was a complete sellout in less than three hours.

Irish Medical Update:

Since March of 2004, five Irish players have had some type of surgical procedure ... Forward Torin Francis had back surgery on March 8 to repair a herniated disc ... He returned to the basketball court in June and was able to play with the team during its summer off-season conditioning program ... Point guard Chris Thomas underwent arthroscopic surgery on his left knee on April 9 for a tear on his left kneecap ... He was cleared to return to the court in August ... Rick Cornett had surgery for a stress fracture (broken left foot) on July 23 ... Rob Kurz had surgery on September 14 for a fractured jaw and walk-on Greg Bosl had surgery to remove a screw in his foot after suffering a break in August.

BIG EAST Distinction:

Although Notre Dame fell one game short of recording its fourth straight 10-win season in league, the Irish own the distinction, along with Syracuse, as being the only two schools to post winning conference records each of the last four seasons ... Notre Dame has gone 11-5 (2000-01), 10-6 (2001-02), 10-6 (2002-03) and 9-7 (2003-04), while Syracuse has posted marks of 10-6 (2001-01), 9-7(2001-02), 13-3 (2002-03) and 11-5 (2003-04).

BIG EAST Season No. 10 for Irish:

The 2004-05 campaign marks Notre Dame's 10th year as a member of the BIG EAST Conference ... In nine-plus seasons as a conference member, Notre Dame owns a 83-82 record all-time in conference regular-season play for a .503 winning percentage ... In their first five years, Irish teams were 35-53 (.398), but since Mike Brey took over the program, Notre Dame has compiled a 48-29 (.623) mark in regular-season play.

BIG EAST Formula For Success Under Brey:

Since his arrival at Notre Dame, Mike Brey has led Notre Dame to a 48-29 (.623) record in BIG EAST regular-season games and a 2-4 mark in tournament play for an overall of 50-33 (.602) against league foes ... In Brey's first season, the Irish posted their first-ever winning record in BIG EAST play and won the BIG EAST West Division title with an 11-5 mark ... Prior

Mike Brey Among BIG EAST's Best

Since his arrival, Mike Brey has compiled a 50-33 (.602) record in BIG EAST games (48-29 in regular season and 2-4 in tournament contests). Here's how the Irish coach ranks against some of the BIG EAST's best (both past and present)....

Tom Davis (BC: 1979-92)..... 21-17 (.553)

Gary Williams (BC:1982-96)33-37 (.471)

Al Skinner (BC: 1997-) 72- 70 (.507)

Jim Calhoun (UC: 1986-) ... 229- 126 (.645)

John Thompson (GU: 1979-99)..... 231-123 (.653)

Paul Evans (UP: 1986-94)..... 76-70 (.524)

Ben Howland (UP: 1999-03).....46-29 (.613)

Jamie Dixon (UP: 1997-)23- 7 (.767)

Rick Barnes (PC: 1988-94) 52-60 (.464)

Pete Gillen (PC: 1994-98)38-43 (.469)

Tim Welsh (PC: 1998-) 51- 66 (.436)

Lou Carnesecca (SJU: 1979-92)..... 139-80 (.635)

Mike Jarvis (SJU: 1998-03)57-36 (.613)

P.J. Carlesimo (SH: 1982-94)..... 90-130 (.409)

Tommy Amaker (SH: 1997-01)..... 35-39 (.473)

Louis Orr (SH: 2001-)..... 29- 33 (.468)

Jim Boeheim (SU: 1979-) .. 306- 165 (.650)

Rollie Massimino (VU: 1979-92).....123-92 (.572)

Steve Lapps (VU: 1992-01)..... 96-79 (.559)

Jay Wright (VU: 2001-) 30- 35 (.462)

2004-05 Teleconference Schedules

Mike Brey

(All teleconferences will begin at 10:00 a.m. EST unless otherwise noted)

Call: (317) 263-8800

Passcode: 430152

Wed., Feb. 23 UCLA/Rutgers

Thur., Mar. 3 Pittsburgh

*begins at 11:00 a.m. EST

BIG EAST Coaches Teleconferences

Media wishing to participate should phone:

(913) 981-5520

Dates:

Thur., Feb. 24 Mon., Mar. 9

The schedule of coaches is (all times Eastern):

11:00 a.m. Jay Wright, Villanova
11:08 a.m. **Mike Brey, Notre Dame**
11:16 a.m. Al Skinner, Boston College
11:24 a.m. Jim Calhoun, Connecticut
11:32 a.m. Norm Robers, St. John's
11:40 a.m. Jamie Dixon, Pittsburgh
11:48 a.m. Jim Boeheim, Syracuse
11:56 a.m. John Thompson, III, Georgetown
12:04 p.m. John Beilein, West Virginia
12:12 a.m. Louis Orr, Seton Hall
12:20 p.m. Gary Waters, Rutgers
12:28 p.m. Tim Welsh, Providence

IRISH ONE OF BIG EAST'S BEST DURING LAST FOUR SEASONS

Since Mike Brey's arrival, Notre Dame owns one of the BIG EAST's best regular-season records.

Record

Pittsburgh 54-21 (.720)
Connecticut 53-24 (.688)
Boston College..... 52-24 (.684)
Syracuse..... 52-25 (.675)
NOTRE DAME 48-29 (.623)
Providence 37-39 (.487)
Georgetown..... 37-39 (.487)
Villanova..... 35-40 (.467)
Seton Hall 33-42 (.440)
St. John's 27-49 (.355)
West Virginia 25-51 (.329)
Rutgers24-53 (.311)

to Brey's arrival at Notre Dame, Irish teams had a 35-53 (.398) regular-season record since joining the league in 1995-96.

BIG EAST Honor Roll:

At BIG EAST Media Day on October 27 at Madison Square Garden in New York City, Notre Dame was tabbed to finish fourth behind Syracuse, Connecticut and Pittsburgh in the regular-season race on a vote by the league's head coaches ... Chris Thomas was a preseason first-team all-BIG EAST selection, the only Irish player named to one of the preseason teams.

Over The Century Mark:

Notre Dame has scored 100-plus points five times during the Mike Brey era ... The last 100-point effort by an Irish team was in a 101-96 overtime decision at Boston College on January 25, 2003.

In Sharp Contrast:

Notre Dame's victory over Providence on Saturday gave the Irish their 16th victory of the season ... Last season, Notre Dame did not record its 16th win until March 6 with an 89-62 victory on the road at St. John's.

Shuffling The Lineup:

Irish coach Mike Brey has used three different starting lineups this season ... In 2003-04, injuries forced Brey into seven different starting rotations ... Below is list of the three different starting lineups that have been used and Notre Dame's record when starting those five players...

- Torin Francis, Jordan Cornette, Dennis Latimore, Chris Thomas and Chris Quinn (used this starting lineup through first seven games) — 5-2
- Jordan Cornette, Torin Francis, Chris Thomas, Chris Quinn and Colin Falls (Marist/St. John's/WVU/Georgetown (2)/Villanova/UConn/Syracuse/BC/Pitt/Providence games) —7-4
- Torin Francis, Dennis Latimore, Chris Thomas, Chris Quinn and Colin Falls (Western Illinois, Samford, Seton Hall, Villanova and Syracuse games) — 4-1

Heart and Soul

Chris Thomas has long been regarded as the heart and soul of the Irish team by his teammates ... Thomas' performance in the win against St. John's on January 15 proved that ... Thomas suffered a concussion after colliding with a Red Storm player at the end of the first half and missed the first eight minutes of the second half ... It marked the first time that he had ever missed any portion of a game for injury ... Returning to the lineup, he played the final 12 minutes ... Thomas hit 3-4 from the free-throw line and then hit the game-winning shot — a three-pointer with six seconds remaining — that marked his only field goal attempt of the second half.

Finally...Victory In Bloomington:

Notre Dame's win against Indiana was about as good as it gets for the Irish, who had not beaten the Hoosiers in 31 years in Bloomington ... The last time a Notre Dame team defeated Indiana at Assembly Hall was on December 11, 1973 ... The win snapped a 13-game skid in Bloomington and also ended an eight-game losing streak (the longest in the series history) ... Notre Dame had not beaten Indiana since November 29, 1994, and heading into the contest, had lost 13 of the previous 14 matchups ... The 45 points allowed by Notre Dame were the fewest in the series since December 12, 1931 (a 23-12 Indiana victory) spanning 58 games ... Irish head coach Mike Brey remarked after the game that the last time Notre Dame defeated Indiana in Bloomington, he was 14 years old and listening to the Bee Gees.

Down To The Wire:

Five of Notre Dame's 23 games have been decided by a single point ... Notre Dame is 3-2 in those contests ... Irish teams are 9-4 overall during Mike Brey's tenure in one point games ... 12 of Notre Dame's last 13 games (all BIG EAST contests), have been decided by less than 10 points.

Late-Game Heroics:

Notre Dame has used late-game heroics to pull out three of its BIG EAST wins ... 11 of the last 12 games have been decided by less than 10 points ...

vs. Seton Hall - Colin Falls hits game-winning three-pointer with four seconds remaining after Pirates had taken a 65-63 lead with 20 seconds remaining for the 66-65 victory.

vs. Villanova - With the game tied at 70-70 with 1:45 remaining, Dennis Latimore gives the Irish a 72-70 advantage on two free throws ... Following a missed Villanova shot, Chris Thomas gives the Irish a four-point lead (74-70) with a jumper along the baseline as the shot clock is about to expire ... Villanova pulled to within two with 41 seconds and then Colin Falls and Thomas sealed the win with two free throws each in the final 38 seconds of the game.

vs. St. John's - Chris Thomas' three-pointer with six seconds remaining — his only shot attempt of the second half — gives the Irish a 67-66 victory over St. John's ... Jordan Cornette blocks Daryll Hill's drive to the basket as time expires ... It marked the first game-winning shot of Thomas' career.

Notre Dame Basketball Celebrates 100 Seasons

The 2004-05 campaign marks the 100th season for the Notre Dame basketball program. As part of the season-long celebration, a 25-man All-Century Basketball Team was announced. All-time leading Fighting Irish scorer Austin Carr headed the list of honorees. The voting was done during the past summer on Notre Dame's athletic department web site (www.und.com).

Notre Dame's centennial celebration will culminate with the Centennial Gala to be held March 5, 2005, at the University's new Performing Arts Center.

The 25 former and current Irish players named to the All-Century Basketball Team were: Bob Arnzen, Austin Carr, Matt Carroll, Adrian Dantley, LaPhonso Ellis, Pat Garrity, Tom Hawkins, Collis Jones, Leo Klier, Edward 'Moose' Krause, John Moir, Troy Murphy, Paul Nowak, Kevin O'Shea, John Paxson, Ron Reed, David Rivers, Dick Rosenthal, Walt Sahn, John Shumate, Jack Stephens, Chris Thomas, Kelly Tripucka, Bob Whitmore and Monty Williams.

A special, oversized, full-color commemorative yearbook titled "100 Seasons of Basketball: A Celebration of Irish Players and History." has been published. The book is available exclusively through the Notre Dame Bookstore (call 800-647-4641 or go to www.ndcatalogue.com). The publication contains features on the 25 members of the All-Century Team, a foreword by Austin Carr, an afterword by Chris Thomas, as well as lots of other stories and photos documenting Irish basketball history. It's a production of Notre Dame Sports Properties, PSP and the University's sports information office.

Notre Dame will hold its Centennial Gala on the night of Saturday, March 5, 2005, at the new DeBartolo Center for the Performing Arts on campus. The event follows Notre Dame's final home men's basketball game that afternoon (2:00 p.m. EST tip) at the Joyce Center against Pittsburgh (CBS Sports will nationally televise the game). The Centennial Gala will feature hors d'oeuvres and beverages at the PAC followed by a specially-produced package of video and remarks highlighting Notre Dame's 100 seasons of men's basketball. All 25 members of the All-Century Team and their families will be invited to attend and will be featured and introduced. Tickets to the Centennial Gala will be available to the general public, with details to come.

A DVD series on Notre Dame's 100 seasons of basketball is in the works through Atlas Technologies. Details of availability will be available soon.

A 100th season logo has been produced and will appear on the Irish uniforms throughout the 2004-05 season. The logo is also visible on a panel on the Joyce Center scorer's table, as well as on merchandise available through the Notre Dame Bookstore.



On The Short End:

While Notre Dame has pulled out three one-point victories, they have also suffered two losses by one point ...

vs. Michigan - Michigan converts a three-point play with 20 seconds remaining to take a 61-60 lead ... After the Wolverines miss the front end of a one-and-one with four seconds remaining, Notre Dame's three-point attempt is blocked.

vs. Georgetown - Notre Dame takes a 54-53 lead on Colin Falls three-pointer with six seconds remaining, but the Hoyas defeat the Irish 55-54 on Roy Hibbert's dunk at the buzzer.

Oh So Close:

Notre Dame's five BIG EAST losses this have been by a total of 20 points ... In each of those games, the Irish held leads in each of those contests ...

vs. Syracuse (1/10) - After trailing by four at halftime, Notre Dame leads 51-43 with 14:12 remaining, but the Orange close out the game by outscoring the Irish 27-10 for the final 71-60 count ... The nine points is the largest defeat

at Georgetown (1/23) - Colin Falls' three-pointer with six seconds remaining gives the Irish a 54-53 lead, but Roy Hibbert's dunk at the buzzer give the Hoyas a 55-54 victory.

at Villanova (1/26) - Notre Dame leads 37-30 at the break, but the Wildcats outscore the Irish 35-23 in the second half ... The Irish held a 52-46 advantage with 11:48 to play, but is held to just eight points for the remainder of the game.

at Syracuse (2/5) - Notre Dame leads by six at the break and extends the lead to 11 (50-39) with 6:05 to play in the contest before the Orange close out the game with a 21-7 run for the final 60-57 margin.

at Pittsburgh (2/12) - The Irish overcome a five-point halftime deficit to take a 49-44 lead with 12:55 remaining ... The Panthers retake the lead and jump out to a 59-50 advantage with 7:05 to play ... Notre Dame grabs a one-point lead 62-61 with 2:01 to play before the Panthers regain a three-point lead with 1:04 ... The Irish tie the game at 65-65 on a Chris Quinn three-pointer with 42 seconds ... Carl Krauser gives Pittsburgh a 67-65 lead ... Notre Dame has a chance to tie the game with three seconds remaining, but Rick Cornett misses the first of two free throws and the Panthers make one of two free throws with two seconds remaining.

Nothing But Net:

Notre Dame's 19-19 performance from the free-throw line against Villanova was the best ever for an Irish team at the Joyce Center ... Prior to that game, the record for highest free-throw percentage for an Irish team in a game at the Joyce Center was .944 on two occasions - vs. Butler (17-18) on February 14, 1977 and vs. Loyola (17-18) on February 27, 1992 ... Notre Dame also had an impressive outing from the charity stripe against Georgetown at the Joyce Center, connecting on 26-29 (.897).

Irish All-Time vs. 2004-05 Opponents

<u>Team</u>	<u>Record</u>
Army	7-0
Boston College.....	11-10
Charleston Southern	1-0
Connecticut.....	6-9
DePaul.....	50-42
Georgetown.....	10-9
Harvard.....	2-0
Indiana.....	20-47
IPFW	2-0
Marist.....	2-0
Michigan.....	7-13
Pittsburgh	25-24
Providence.....	9-8
Rutgers	10-10
Samford.....	1-0
Seton Hall	11-7
St. John's	17-13
Syracuse.....	15-20
UCLA	18-27
Villanova.....	12-14
Western Illinois.....	5-0
West Virginia	22-7
Total	263-260 (.503)

Poll Watching

Week	AP	ESPN/USA Today
(Preseason) ..	20	21
Nov. 22.....	21.....	21
Nov. 29.....	19.....	20
Dec. 6	NR	NR
Dec. 13	NR	NR
Dec. 20.....	NR	NR
Dec. 27.....	NR	NR
Jan. 3	NR	NR
Jan. 10.....	NR	NR
Jan. 17.....	NR	NR
Jan. 24	NR	NR
Jan. 31.....	NR	NR
Feb. 7	NR	NR
Feb. 14	NR	NR

Falls Finds A Way To Get His Three Points

While Colin Falls leads the team in three-point field goals (68), he also has found another way to score three points ... Falls has been fouled 11 times this season attempting a three-point shot and has gone to the foul line 33 times and in the process has made 31 of those attempts (.939) ... Falls was fouled three times attempting a three-point shot in the Seton Hall contest on January 5, the only time this season that he has been fouled multiple-times in a game.

Game	Free Throws Pct.
Georgetown (2-16)	3-3 (1.000)
at Pittsburgh (2-12)	3-3 (1.000)
Connecticut (1-30)	3-3 (1.000)
at Georgetown (1-23)	3-3 (1.000)
St. John's (1-15)	3-3 (1.000)
Syracuse (1-10).....	3-3 (1.000)
Villanova (1-8).....	3-3 (1.000)
at Seton Hall (1-5)	8-9 (.887)
<u>Army (2-19)</u>	<u>2-3 (.667)</u>
	31-33 (.939)

Chris Thomas By The Numbers...

- 4,586 — career minutes played (of a possible 4,915)
- 2,109 — career points (third all-time)
- 788 — career assists (first all-time)
- 685 — career field goals (seventh all-time)
- 500 — career rebounds
- 329 — number of minutes (in 122 games) he hasn't been on the floor
- 294 — career three-point field goals (second all-time)
- 235 — career steals (first all-time)
- 122 — consecutive games started (first all-time)
- 118 — games playing 30-plus minutes (.967)
- 106 — number of times led team in assists (.869 - 106/122 career games)
- 49 — number of times led team in scoring (.402 - 49/122 career games)
- 43 — number of games playing 40-plus minutes (.352)

All About The Threes:

Notre Dame's 14 three-pointers against Pittsburgh marked a season-high ... Earlier this season, the Irish registered 13 from beyond the arc in back-to-back games against St. John's and West Virginia ... The Irish shot a season-best 55.0 percent from three-point range against Boston College, hitting 11-20, including 5-8 (.625) in the second half and against Pittsburgh were 14-29 (.483), 8-16 in the second half ... Notre Dame is 46-97 (.474) in its last four games from three-point range ... Over the last 13 games, the Irish are 129-314 (.411) from three-point range in BIG EAST play and are 203-514 (.395) overall ... As a team, Notre Dame is averaging 8.8 three-point field goals made per game ... Of the 203 three-point field goals made, Chris Thomas (44), Chris Quinn (59) and Colin Falls (68) have combined for 84.2 percent of those three-pointers.

Stingy Defense:

Irish opponents are averaging 61.0 points per game ... Notre Dame held its first five opponents to 61 points and under with three of those opponents scoring 45 points or less ... Overall, the Irish have limited their opponents to 45 points and under on four occasions ... In the two wins prior to the loss at Michigan (60-61), the Irish held IPFW (73-45) and Charleston Southern (54-38) to under 50 points ... The last time that occurred was during the 2002-03 season when the Irish held their first three opponents — Belmont (76-48), IUPUI (89-45) and Bucknell (73-42) — to under 50 points ... The 38 points scored by Charleston Southern in Notre Dame's win on November 26 were the fewest allowed by an Irish team under head coach Mike Brey and the second fewest ever scored by an Irish opponent since the opening of the Joyce Center for the 1968-69 season ... The 44 points scored by Samford were the third-fewest allowed under Brey.

Where Was The "D" Against DePaul:

The 84 points that the Irish yielded against DePaul were the most since Arizona scored 88 in the Wildcats 88-71 victory on March 27, 2003 in the West Regional semifinals ... Prior to the DePaul game, Notre Dame had not allowed that many points in 37 previous outings ... DePaul shot 59.5 percent from the field, the third-best shooting performance by an opponent during Mike Brey's four-plus seasons ... In 151 games during Brey's tenure, only 14 teams have shot better than 50 percent or better from the field (and only two better than 60 percent).

Thomas In Elite Scoring Company:

Chris Thomas has a career scoring average of 17.3 points per game and is third on the all-time Notre Dame career scoring list with 2,109 career points in 122 career outings ... Heading into this season, Thomas had scored 1,783 points in 99 career outings ... Only four other players scored more points in the first three seasons of their careers — Austin Carr (2,560 points in 75 games), Adrian Dantley (2,223 points in 86 games), Troy Murphy (2,011 points in 94 games) and Tom Hawkins (1,820 points in 79 games) .

Ironman:

Chris Thomas has started in a Notre Dame record 122 consecutive games and has never missed a game during his career ... His 112th consecutive start on January 10 against Syracuse set the record for consecutive games started ... The record of 111 was formerly held by Pat Garrity (1994-98) ... John Paxson (1979-83) stands third all-time with 85 consecutive starts (86 total during his career) ... Paxson started every game in his final three seasons ... Thomas has never missed a game during his Irish career and has averaged 37.6 minutes per game in those contests and been on the court 93.3 percent of the time in those 122 games having played 4,586 of a possible 4,915 minutes.

No Doubting Thomas:

In games against Marist (Dec. 22) and Western Illinois (Dec. 30), Chris Thomas flirted with recording his second and third career triple-doubles ... Against Marist, he finished with 18 points, nine assists and eight rebounds before following that up with 21 points, nine assists (all in the first half) and nine rebounds in the win over the Leathernecks ... He has played 40 minutes in six of the last 11 games ... Thomas has converted 58 of his last 63 free-throw attempts that included a recent string of 33 straight before missing a free throw against St. John's ... It marked his first miss in a game since December 19 versus Army ... He did, however, miss all three of his free-throw attempts against Syracuse on February 5, but connected on all four in Wednesday night's win against Boston College.

Scoring Streak Snapped:

Chris Thomas' two-point performance against Michigan snapped a 19-game double-figure scoring streak for the Irish guard and also marked his lowest scoring output in the 103 games he had played at the time ... Thomas has netted double figures in 105 of 122 career contests.

He Keeps Going And Going And Going....:

Chris Thomas has been on the court an amazing 93.3 percent of the time during his career and has played all but 329 minutes ... Thomas has played 30-plus minutes in 118 career contests and 40-plus minutes on 43 occasions in three-plus seasons.

Lending The Assist:

Chris Thomas has led the Irish in assists in each of his three seasons (a single-season school record 252 in 2001-02, 236 in 2002-03 and 150 in 2003-04) ... Currently the school's career assist leader with 788, he will look to become just the third player in Notre Dame history to lead the Irish in assists during all four of his seasons ... Rich Branning was the first player to do so as he led Notre Dame from 1976-80 and finished his career with 466 (currently sixth on the all-time list) ... David Rivers (1984-88) also led the Irish during all four of his seasons ... Rivers finished as the school's all-time career assist leader with 586 and held that record until last season, when it was eclipsed by Thomas in February of 2004.

Thomas Registers 13th Career Double-Double:

Chris Thomas' 10 points and 11 assists in the win over IPFW marked the 16th double-double of his career, but the first time he registered double figures in both points and assists since his sophomore season when he scored 21 points and dished off 13 assists against Virginia Tech on February 22, 2003 ... Thomas' lone double-double last season was a 23-point and 11-rebound effort in a loss to Providence on February 24, 2004 ... He has dished 10-plus assists in 17 games during his career.

Francis Posts 21st Double-Double:

Torin Francis posted his fourth double-double of the season and 21st of his career in the loss at Syracuse as he scored 15 points and grabbed 11 boards ... Francis' three other double doubles were in wins at Indiana (11 points/13 rebounds) and Seton Hall (15 points/10 rebounds) and in a loss at Villanova (19 points/13 rebounds).

Cornett Collects First Double-Double:

Rick Cornett registered the first double-double of his Fighting Irish career with a 14 point and 14 rebound performance at Providence on Feb. 19.

Cornette Eyes Block Record:

In three-plus seasons spanning 120 career games, Jordan Cornette has 193 career blocked shots to rank second all-time in that category ... He needs eight blocks to break LaPhonso Ellis' (1988-2002) career mark of 200 ... Cornette's four blocks against Western Illinois moved him past Ryan Humphrey (2000-02) in Notre Dame history ... Humphrey stands third on the all-time list with 166 blocked shots ... Cornette stands third all-time with a 1.6 blocked shots average.

Transfer Of Influence:

Dennis Latimore is the third transfer to play under head coach Mike Brey ... He transferred to Notre Dame in the summer of 2003 after two seasons at the University of Arizona ... Ryan Humphrey was the first transfer to play for the Irish ... He played his first two seasons at the University of Oklahoma ... During his two-year career from 2000-02, he played in 60 games and averaged 16.6 points (997), 9.95 rebounds (597) and 2.8 blocked shots (166) ... Humphrey was a first-team all-BIG EAST selection in his senior season and earned second-team All-America honors from *Basketball Times* ... Dan Miller played one year (2002-03) after transferring from the University of Maryland and averaged 13.9 points and 5.7 rebounds.

Latimore Nets Double Figures In Three Straight Games:

Dennis Latimore's three consecutive double-figure outings against Army (15), Marist (10) and Western Illinois (18), marked the first time in his career that he has scored in double figures in three straight contests ... Latimore also recorded three straight double-figure outings against Connecticut (12), Syracuse (10) and Boston College (10) ... Contests at Michigan and Indiana earlier this season produced back-to-back double-figure scoring efforts for the first time in his career ... Heading into the season, Latimore, had only scored in double figures twice in 57 games at Arizona ... Already this season, he has registered 10-plus points in 11 games and played 30-plus minutes in five contests ... Latimore is averaging 22.6 mpg ... At Arizona, he averaged 10.9 and 12.0 minutes during his freshman and sophomore seasons, respectively.

Latimore Posts Second Career Double-Double:

Dennis Latimore registered his second career double-double and first in a BIG EAST game in the win over Villanova as he scored 12 points and grabbed 11 rebounds ... He posted his first career double-double, scoring 12 points (tying a career-high) and grabbing a personal best 11 rebounds ... In two seasons at Arizona, where he played 57 games, he only twice scored in double figures (22 versus California and 10 against Arizona State) and never had 10-plus rebounds in a game.

Free-Throw Shooting In Last Five Minutes:

Russell Carter	3-3 (1.000)
Rick Cornett	1-6 (.143)
Jordan Cornette	0-1 (.000)
Colin Falls	8-8 (1.000)
Torin Francis	6-11 (.545)
Omari Isreal	0-1 (.000)
Rob Kurz	2-3 (.667)
Dennis Latimore	3-5 (.600)
Chris Quinn	16-22 (.727)
Chris Thomas	36-40 (.900)
Notre Dame Totals	75-100 (.750)
Opponent Totals	50-78 (.641)

Miscellaneous Irish Stats

Games In Double Figures:

Chris Thomas.....	105
Torin Francis	45
Chris Quinn	45
Colin Falls	16
Dennis Latimore.....	13
Jordan Cornette.....	8
Rick Cornett	3
Russell Carter.....	1

Games With 20- Plus Points:

Chris Thomas.....	45
Torin Francis	9
Chris Quinn	8
Colin Falls	1

Games With 30- Plus Points:

Chris Thomas.....	5
-------------------	---

Games With 10- Plus Rebounds:

Torin Francis	26
Jordan Cornette.....	8
Chris Thomas.....	1
Dennis Latimore.....	2
Rick Cornett	2

Games With 20- Plus Rebounds:

Torin Francis	1
---------------------	---

Games With 10- Plus Assists:

Chris Thomas.....	17
-------------------	----

Games With 10- Plus Steals:

Chris Thomas.....	1
-------------------	---

Games With 10- Plus Blocked Shots:

Jordan Cornette.....	1
----------------------	---

**2004-05 BIG EAST STANDINGS
(through games of Feb. 19)**

	Overall Record	BIG EAST Record
Boston College	22-1	11-1
Syracuse	22-5	9-4
Pittsburgh	18-4	8-3
Connecticut	17-6	9-3
Georgetown	16-7	8-4
NOTRE DAME	16-7	8-5
Villanova	16-6	6-5
West Virginia	15-8	5-7
Seton Hall	11-11	3-8
Rutgers	8-15	2-11
St. John's	8-14	2-10
Providence	11-15	1-11

2004-05 BIG EAST WEEKLY AWARDS

Player of the Week:

Nov. 22	Hakim Warrick (SU)
Nov. 29	Quincy Douby (RU) Tyrone Sally (WVU)
Dec. 6	Chevron Troutman (UP) Hakim Warrick (SU)
Dec. 13	Carl Krauser (UP)
Dec. 20	Rashad Anderson (UC) Craig Smith (BC)
Dec. 27	Carl Krauser (UP) Ryan Gomes (PC)
Jan. 3	Mike Gansey (WVU) Daryll Hill (SJU)
Jan. 10	Chris Thomas (ND) Gerry McNamara (SU)
Jan. 17	Jared Dudley (BC)
Jan. 24	Jared Dudley (BC) Hakim Warrick (SU)
Jan. 31	Allan Ray (VU)
Feb. 7	Rashad Anderson (UC) Gerry McNamara (SU)
Feb. 14	Ryan Gomes (PC) Hakim Warrick (SU)

Rookie of the Week:

Nov. 22	Dexter Gray (SJU)
Nov. 29	Ollie Bailey (RU)
Dec. 6	Rudy Gay (UC)
Dec. 13	Jeff Green (GU)
Dec. 20	Ollie Bailey (RU)
Dec. 27	Jeff Green (GU)
Jan. 3	Rudy Gay (UC)
Jan. 10	Sean Williams (BC)
Jan. 17	Jeff Green (GU)
Jan. 24	Roy Hibbert (GU)
Jan. 31	Jeff Green (GU)
Feb. 7	Rudy Gay (UC)
Feb. 14	Jeff Green (GU)

In The Spirit Of Giving:

Chris Thomas' unselfish play is one of the reasons why the Irish have been successful while he has been in the Notre Dame backcourt ... In the 122 games he has directed Mike Brey's teams, Thomas has helped the Irish compile a 81-41 record for a .664 winning percentage ... As a freshman, he averaged 7.64 assists to rank fifth nationally ... Thomas then dished off 6.9 assists (eighth in the nation) as a sophomore ... He is the only player in Notre Dame history to record 200-plus assists in consecutive seasons ... Thomas has distributed 10-plus assists in 17 games during his career ... This season, he is averaging a 6.5 assists, after dishing off just 4.7 during the 2003-04 campaign.

Francis Returns:

Torin Francis was back in the lineup for the first time since the Connecticut game (February 9, 2004) last year in the season opener against Harvard ... Francis missed the final 12 games of the '03-'04 campaign with a herniated disc ... In the three games prior to being sidelined with his back injury last season, he scored six points versus Boston College (29 minutes), four points against Pittsburgh (nine minutes) and did not score against Connecticut (seven minutes) ... Francis has scored in double figures in nine games overall this season, including a season-high 19-point performances against Villanova and Connecticut ... He has started all 75 games of his Irish career and has grabbed nine or more rebounds in 10 games this season ... Francis has registered double-doubles in two of the last seven games and reached double figures in 10 games overall.

The Mighty Quinn:

Chris Quinn is second on the team with an 13.3 scoring average and has led or shared team-high scoring honors on eight occasions ... He achieved a first in his career by leading Notre Dame in scoring in his first three games... Quinn has scored 20-plus points in three games — a 21-point performance against Marist (seventh 20-point performance of his career) in which he finished 7-8 from the field and connected on all four of his three-point field goal attempts and a 20-point effort in the season opener against Harvard ... He tied a career-high in the Pittsburgh game scoring 25 points as he connected on 10-15 field goals and 5-6 three-pointers ... Last season, Quinn led the Irish in scoring on three occasions — in the Quinnipiac (25 points), Boston College (25 points) and Purdue (21 points) games ... While averaging 36.9 minutes per game (848 minutes played), Quinn has turned the ball over just 26 times ... In 11 games in 2003-04 (spanning 390 minutes), Quinn did not commit a turnover ... Last season he committed just 37 turnovers and dished off 104 assists and owned a BIG EAST best 2.81 assist-to-turnover ratio ... Also during the season, Quinn had a stretch of 159:00 minutes on the floor without a turnover.

Taking Care Of The Ball:

The backcourt of Chris Thomas and Chris Quinn have combined for just 10 turnovers in Notre Dame's last four games against Boston College, Pittsburgh, Georgetown and Providence ... Both had a turnover in the Georgetown game ... Quinn the lone turnover came against the Eagles when he turned the ball over with 25 seconds remaining in the contest ... Thomas did not turn the ball over against Boston College and dished off nine assists ... He did have one turnover in the Pittsburgh game to go along with his seven assists ... When Thomas did not turn the ball over against the Eagles, it marked the second time this season that he did not commit a turnover in the game (he also did not have a turnover in the third game of the season against Charleston Southern) ... Thomas has played 859 minutes for an average of 37.3 minutes per game ... He is averaging a turnover every 13.2 minutes... Quinn has turned the ball over 26 times in 848 minutes while averaging 36.9 minutes per game as he averages a turnover every 32.6 minutes ... Neither of the two turned the ball over against Charleston Southern with Quinn playing 38 minutes and Thomas playing 37 minutes ... Quinn has had four games this season in which he did not commit a turnover — Harvard, Charleston Southern, Seton Hall and Georgetown.

Hot Shot:

Colin Falls matched his career-high with a 23-point outing against Boston College when he connected on 8-14 shots from the field and was 7-12 from three-point range (his seven three-pointers were a career best) ... Falls also scored 23 points against St. John's as he connected on 7-16 from the field and 6-13 from beyond the arc ... Falls has been in double figures in eight of the last 13 games and in 11 contests overall ... Before a three-point performance against Villanova on January 26, he had scored in double figures in the six previous outings (the first time that he had scored in double figures in six straight games)

**Irish Record Under Brey In Games
Decided By....**

1 point.....	9-4
2 points	3-3
3 points	6-10
4 points	3-3
5 points	2-4
6 points	5-1
7 points	3-3
8 points	3-6
9 points	3-4
10 points	4-2
11-15 points.....	24-9
16-20 points.....	13-2
21-30 points.....	11-0
31-40 points.....	8-0
41-50 points.....	4-0
50+points.....	0-0

... Earlier this season in contests against DePaul and Army, Falls shot 63.2 percent from the field (12-19) and 57.1 percent from three-point range (8-14) ... He also averaged 18.0 points, scoring a career-high 20 against DePaul and 16 versus Army ... Against DePaul, he connected on 7-10 shots from the field and 5-7 from three-point range, and followed that up by shooting 5-9 from the field and 3-7 from beyond the arc against Army ... In Notre Dame's defeat of Western Illinois, Falls knocked down 5-9 shots from beyond the arc to finish with 17 points, and he scored a team-high 19 on 3-6 shooting from downtown in the BIG EAST-opening victory at Seton Hall ... He buried three shots from beyond the arc en route to a 16-point effort in the Villanova contest.

Threes The Key For Falls:

Sixty-eight of Colin Falls' 75 field goals have come from three-point range ... It wasn't until the DePaul game that he connected on a two-point field goal ... Prior to the contest, all eight of his field goals and all 20 of his attempts had come from three-point range ... Falls connected on three three-pointers against IPFW and Michigan as he finished with nine points in both of those games ... During his freshman season, Falls' favorite shot was from beyond the arc ... 105 of his 122 career field goals made (.861) have come from three-point range, while 262 of his 309 attempts (.848) have been from the three-point line or beyond.

In Select Company:

When Jordan Cornette recorded his 100th career steal in the Army game, he joined former Irish standout Troy Murphy as the only two players in school history with 100 career blocks and 100 career steals ... Cornette has 193 blocks and 120 steals in three-plus seasons, while Murphy ended his career with 126 and 113, respectively.

Counting On Colin:

Colin Falls' game-winning shot (from three-point range) against Seton Hall on January 5 with four seconds remaining, marked the second game-winning shot of his career (44 games) ... In the first round of the BIG EAST Championship last year, Falls' three-pointer with 15.8 seconds remaining lifted the Irish to a 65-64 victory over West Virginia.

Rookie Roll Call:

Sophomore Omari Isreal has seen action in 14 games, while freshman Rob Kurz has played in 12 games ... Isreal, who missed all of last season while recovering from the ACL surgery he had in February of 2003, had his best outing against Charleston Southern when he scored four points and grabbed three rebounds ... He has played 10-plus minutes in three games ... Kurz played a season-high 12 minutes against IPFW and a career-high three points against Marist.

Keeping It Close:

In the 51 losses suffered by Irish teams in Mike Brey's four seasons, only 13 have been by 10 or more points and have been by a combined 354 points for an average of 6.9 points ... Notre Dame's biggest losses have been on the road at Pittsburgh (72-55 on January 6, 2003) and against Arizona (88-71 on March 27, 2003) in the West Regional semifinal in Anaheim, Calif... Prior to those two setbacks, the worst defeat was a 16-point decision at Connecticut during Brey's first season ... Notre Dame's 11 losses during the 2001-02 season were by a combined 49 points for an average margin of defeat of 4.5 points ... Only one loss that season (versus Georgetown at the Joyce Center) was by double figures, while eight of those setbacks were by five or less points.

Block Party:

The Irish frontcourt provides many shot-blocking opportunities ... The 2002-03 team set the single-season mark with 189 blocked shots for a per game average of 5.59 ... The former mark of 178 was set during the 2000-01 season in which Notre Dame averaged 5.93 blocks ... The Irish finished the 2001-02 campaign with 163 blocks for an average of 4.94 per game ... Last year, the Irish had 139 blocks for an average of 4.34 per game ... Under head coach Mike Brey, Notre Dame averaged 5.17 blocks per game in his first four seasons ... The single-season totals each of the past four years are among the top five block totals in school history ... The Irish have 94 blocked shots in 23 games (4.1).

202 And Counting:

Heading into tonight's game against Connecticut, Notre Dame has hit at least one three-pointer in 202 straight games, a mark that dates back to the the 1998-99 campaign ... The last time an Irish team failed to hit a three-pointer was in a 101-70 loss to Connecticut at the Hartford Civic Center on January 12, 1999 as Notre Dame finished 0-7 from beyond the arc in the game.

Spark Off The Bench:

Russell Carter has been a spark off the bench this season and has played in 19 games ... Against Army, he played 12 minutes and grabbed a career-high five rebounds ... In the win over Marist, he came off the bench to play a career-high 15 minutes and scored a

Irish Career Double-Doubles

Rick Cornett	1
Jordan Cornette.....	3
Torin Francis	21
Dennis Latimore.....	2
Chris Thomas.....	13*

*includes only triple-double in Notre Dame basketball history

Irish Double-Doubles in 2004-05

Rick Cornett (1)	vs. Providence (14 pts./14 asts.)
Torin Francis (3).....	vs. Indiana (11 pts./13 rebs.)
.....	vs. Seton Hall (15 pts./10 rebs.)
.....	vs. Villanova (19 pts./13 rebs.)
.....	vs. Syracuse on 2-5 (15 pts./11 rebs.)
Dennis Latimore (2)	vs. IPFW (12 pts./11 rebs.)
.....	vs. Villanova (12 pts./11 rebs.)
Chris Thomas (1).....	vs. IPFW (10 pts./11 asts.)

Notre Dame Rises To Top Spot In Directors' Cup Standings

Notre Dame stands first in the final set of fall sports standings released in the 2004-05 United States Sports Academy Division I Directors' Cup all-sports competition sponsored by the National Association of Collegiate Directors of Athletics (formerly known as Sears Directors' Cup) ... This marks the first time in the 12-year history of the all-sports program that Notre Dame has ranked number one ... The previous highest ranking for the Irish was second in the 2004-05 second set of fall standings ... Fall NCAA competition earned the Irish 337 points based on their NCAA title in women's soccer (100 points), their fourth-place finish in women's cross country (80), 11th-place finish in men's cross country (57) and second-round NCAA appearances in men's soccer and volleyball (50 each) ... Michigan (333 points) stands second, followed by Stanford (332), Duke (327) and UCLA (297) ... The current standings include results from NCAA fall competition in volleyball, field hockey, men's water polo, men's and women's cross country, and men's and women's soccer and football ... In previous years in which the Directors' Cup competition has been held, Notre Dame has finished 11th in '93-'94, 30th in '94-'95, 11th in '95-'96, 14th in '96-'97, 31st in '97-'98, 25th in '98-99, 21st in '99-'00, 11th in '00-'01, 13th in '01-02 and '02-'03 and 19th in '03-'04.

Notre Dame Basketball Honored As One of Greatest College Basketball Programs

The Notre Dame men's basketball program was recognized by *Street & Smith's* as one of the top 100 basketball programs of all-time ... Notre Dame's program was rated the 39th best of all-time ... Kentucky topped the list, followed by UCLA, North Carolina, Kansas, Duke, Indiana, Louisville, Arkansas, Connecticut and Cincinnati.

personal-best seven points, while grabbing three rebounds ... He notched four points and four boards versus Western Illinois in 15 minutes ... His best career outing was against Samford as he registered career-bests of 11 points and seven assists, while playing a career-high 20 minutes ... He chipped in five points in the conference-opening win over Seton Hall ... Prior to playing just four minutes against Seton Hall, Carter had been averaging 4.5 points, 3.2 rebounds and 12.3 minutes in the four previous outings ... Against Syracuse in the loss at the Joyce Center, he had seven points in 10 minutes.

Steady As They Go:

Notre Dame's backcourt tandem of Chris Thomas and Chris Quinn has combined for 631 of the team's 1,531 points (.412) and dished off 222 of its 338 assists (.657).

All In The Family:

Freshman Rob Kurz' younger sister Laura is a freshman on the Duke women's basketball team. As a matter of fact, she played a regular-season contest on the Joyce Center floor 48 hours before her brother's home opener. The Irish women's basketball team hosted the Blue Devils in semifinal action of the Women's National Invitation Tournament on November 17 ... Notre Dame won the game 76-65.

Irish Add Four In Early Signing Period:

Mike Brey signed four players to national letters of intent during the early signing period ... Joining the Irish in the fall of 2005 will be Ryan Ayers (Blue Bell, Pa.), Zach Hillesland (Toledo, Ohio), Kyle McAlarney (Staten Island, N.Y.) and Luke Zeller (Washington, Ind.) ... Ayers, a 6-7, 200-pound combination guard/forward, is the son of former Ohio State and Philadelphia 76ers head coach Randy Ayers ... He averaged 16.4 points, 8.0 rebounds and 4.6 assists during his junior year at Germantown Academy ... Hillesland is a 6-8, 220-pound forward who averaged 13.0 points, 9.0 rebounds in his junior season at St. John's Jesuit ... McAlarney, a 6-1, 170-pound point guard, already ranks as the all-time leading scorer in Staten Island prep history with 1,662 career points and a 22.6 scoring average ... His 35.6 scoring average and 907 points in 2003-04 for Moore Catholic set the Staten Island high school single-season marks ... Zeller, a 6-11, 240-pound forward/center, is a candidate for the 2005 Mr. Indiana Basketball honors ... A *Streets and Smith's* All-America selection in his junior season, he netted 19.8 points and 9.4 rebounds during his junior year at Washington.

Irish Find Success In The Classroom:

For the second straight semester, Irish basketball players excelled in the classroom ... Overall, the Irish earned a 3.056 semester average, the second-highest semester average since the fall semester of 1992, after earning a 3.115 cumulative grade point average following the 2004 spring semester ... The team also boasts a 3.028 cumulative grade index, which also reflects the highest average since Notre Dame's Office of Academic Services For Student-Athletes began keeping track of semester grade point averages at the start of the 1992-93 school year ... Seven players — Greg Bosl, Rick Cornett, Dennis Latimore, Chris Murphy, Ben Nickol, Chris Quinn and Chris Thomas — earned semester grade point averages of better than 3.00.

Notre Dame Basketball On The Big Screen:

Notre Dame will play a record 15 games on national television during the regular season ... Last year, the Irish also made 13 national appearances during the regular season and appeared on either CBS, ESPN or ESPN2 a total of 16 times ... Since the 2000-01 season under head coach Mike Brey, Notre Dame teams have appeared on national television during the regular and post-season a total of 52 times (average of 13 per year) — it's the most television appearances in a four-year period in the program's history.

Joyce Center Sellouts:

Since the 2000-01 campaign, there have been 34 sellouts at the Joyce Center ... Notre Dame enjoyed 10 sellouts during the 2002-03 campaign, the most since the 1985-86 season ... The 29 sellouts from 2000-04 were the most in a four-year period since the 1983-87 campaigns.

Web Site (www.und.com):

Notre Dame's official athletic department web site can be found at www.und.com ... The web site is created in partnership with College Sports Online of Carlsbad, Calif.

Facing The Defending National Champions:

Notre Dame's 78-74 victory over Connecticut on January 30 marked the third straight year that the Irish faced a team which in the previous season had won the national championship ... Notre Dame teams own a 10-24 record all-time versus teams which had won the NCAA crown in the previous season ... Last year, the Irish knocked off Syracuse 84-72 on February 16, 2004 at the Carrier Dome and defeated Maryland 79-67 on December 7, 2002 in the first round of the BB&T Classic at the MCI Center ... The 1999-2000 Irish squad beat Connecticut twice — 75-70 at the Hartford Civic Center and 68-66 at the Joyce Center — the season after the Huskies claimed the '99 NCAA title.

Irish in the Record Books

Career Scoring

1. Austin Carr (1968-71).....	2,560
2. Adrian Dantley (1973-76).....	2,223
3. Chris Thomas (2001- present)....	2,109
4. Pat Garrity (1994-98).....	2,085
5. David Rivers (1984-88).....	2,058
6. Troy Murphy (1998-01).....	2,011

Career Scoring Average

1. Austin Carr (1968-71).....	34.6
2. Adrian Dantley (1973-76).....	25.8
3. Tom Hawkins (1956-59).....	23.0
4. John Shumate (1972-74).....	22.6
5. Troy Murphy (1998-01).....	21.4
6. Bob Arnzen (1966-69).....	20.3
7. Ron Reed (1962-65).....	18.9
8. Pat Garrity (1994-98).....	18.8
Bob Whitmore (1966-69).....	18.8
10. Larry Sheffield (1962-65).....	18.7
11. Chris Thomas (2001- present)....	17.3

Career Field Goals Made

1. Austin Carr (1968-71).....	1,017
2. Adrian Dantley (1973-76).....	804
3. Pat Garrity (1994-98).....	748
4. Tom Hawkins (1956-59).....	710
5. David Rivers (1984-88).....	704
6. Chris Thomas (2001- present)....	685
7. Troy Murphy (1998-01).....	680

Career Field Goals Attempted

1. Austin Carr (1968-71).....	1,925
2. Chris Thomas (2001- present) ...	1,777
3. Tom Hawkins (1956-59).....	1,636
4. David Rivers (1984-88).....	1,593

Career Three-Point Field Goals Made

1. Matt Carroll (1999-03).....	301
2. Chris Thomas (2001- present)....	294
3. David Graves (1998-02).....	259
4. Ryan Hoover (1992-96).....	248
5. Martin Ingelsby (1997-01).....	167
6. Chris Quinn (2002- present).....	162
7. Colin Falls (2003- present).....	105

Career Three-Point Field Goals Attempted

1. Chris Thomas (2001- present)....	797
2. Matt Carroll (1999-03).....	769
3. Ryan Hoover (1992-96).....	680
4. David Graves (1998-02).....	630
5. Martin Ingelsby (1997-01).....	394
6. Chris Quinn (2002- present).....	387
7. Antoni Wyche (1995-99).....	333
8. Pat Garrity (1994-98).....	279
9. Colin Falls (2003- present).....	262
10. Elmer Bennett (1988-02).....	259
11. Jordan Cornette (2001- present)..	227

Career Three-Point Field Goal Percentage

1. Joe Frederick (1987-90).....	.490
2. Martin Ingelsby (1997-01).....	.424
3. Chris Quinn (2002- present).....	.419
4. David Graves (1998-02).....	.411
5. David Rivers (1985-88).....	.406
6. Colin Falls (2003- present).....	.401
7. Keith Friel (1996-98).....	.397
8. Matt Carroll (1999-03).....	.389
9. Jamere Jackson (1987-90).....	.380
10. Kevin Ellery (1988-91).....	.372

11. Carl Cozen (1991-94).....	.370
12. Chris Thomas (2001- present)....	.369

Career Rebounding Average

1. Walter Sahn (1962-65).....	16.9
2. Tom Hawkins (1956-59).....	16.7
3. Ron Reed (1962-65).....	14.3
4. Michael Graney (1957-60).....	13.3
5. Robert Whitmore (1966-69).....	12.4
6. John Shumate (1972-74).....	11.6
7. Bob Arnzen (1966-69).....	11.5
8. LaPhonso Ellis (1988-92).....	11.1
9. Collis Jones (1968-71).....	10.4
10. Ryan Humphrey (2000-02).....	9.9
14. Jay Miller (1962-65).....	8.9
15. Gary Novak (1971-74).....	8.7
16. Torin Francis (2002- present)....	8.3

Career Assists

1. Chris Thomas (2001- present)....	788
-------------------------------------	-----

Career Assist Average

1. Chris Thomas (2001- present)....	6.5
2. Doug Gottlieb (1995-96).....	5.7
3. Jackie Meehan (1968-71).....	5.3
4. David Rivers (1984-88).....	5.0
5. Tim Singleton (1987-91).....	4.9
6. Martin Ingelsby (1997-01).....	4.3
7. Elmer Bennett (1988-92).....	4.2
8. Rich Branning (1976-80).....	4.1
9. John Paxson (1979-83).....	3.7
10. Admore White (1993-97).....	3.6
11. Joe Howard (1983-84).....	3.3
12. Jimmy Dillon (1996-00).....	3.2
13. Ray Martin (1973-77).....	2.9
14. David Graves (1998-02).....	2.6
Dwight Clay (1972-75).....	2.6
Chris Quinn (2002- present).....	2.6
17. Matt Carroll (1999-03).....	2.4
Dan Miller (2002-03).....	2.4
Ryan Hoover (1992-96).....	2.4
Lamarr Justice (1991-95).....	2.4

Steals

1. Chris Thomas (2001- present)....	235
-------------------------------------	-----

Steals Average

1. Chris Thomas (2001- present)....	1.9
2. David Rivers (1984-88).....	1.7

Career Blocked Shots

1. LaPhonso Ellis (1998-92).....	200
2. Jordan Cornette (2001- present)..	193
3. Ryan Humphrey (2000-02).....	166
4. Troy Murphy (1998-01).....	126
5. Torin Francis (2002- present)....	116

Career Blocked Shot Average

1. Ryan Humphrey (2000-02).....	2.8
2. LaPhonso Ellis (1988-92).....	2.1
3. Jordan Cornette (2001- present)..	1.6
4. Torin Francis (2002- present)....	1.5

Career Free Throws Made

1. Adrian Dantley (1973-76).....	615
2. Troy Murphy (1998-01).....	587
3. David Rivers (1984-88).....	583
4. Austin Carr (1968-71).....	526
5. Pat Garrity (1994-98).....	489
6. Kelly Tripucka (1977-81).....	461

7. Donald Royal (1983-87).....	449
8. Chris Thomas (2001- present)....	445

Career Free Throws Attempted

1. Adrian Dantley (1973-76).....	769
2. Troy Murphy (1998-01).....	755
3. David Rivers (1984-88).....	717
4. Jack Stephens (1952-56).....	686
5. Pat Garrity (1994-98).....	655
6. Austin Carr (1968-71).....	646
7. Tom Hawkins (1956-59).....	583
8. Kelly Tripucka (1977-81).....	578
9. Donald Royal (1983-87).....	576
10. Bob Whitmore (1966-69).....	543
11. Chris Thomas (2001- 04).....	516

Career Free-Throw Percentage

1. Chris Thomas (2001- present)....	.862
-------------------------------------	------

Career Games Started

1. Matt Carroll (1999-03).....	125
2. Chris Thomas (2001- present)....	122
3. David Rivers (1984-88).....	116
4. Pat Garrity (1994-98).....	111
5. David Graves (1998-02).....	107

Consecutive Games Started

1. Chris Thomas (2001- present)....	122
-------------------------------------	-----

Career Games Played

1. Matt Carroll (1999-03).....	133
2. David Graves (1998-02).....	130
3. Harold Swanagan (1998-02).....	127
4. Elmer Bennett (1988-02).....	124
5. Martin Ingelsby (1997-01).....	123
Torrian Jones (2000-04).....	123
7. Jimmy Dillon (1996-00).....	122
Daimon Sweet (1988-92).....	122
Chris Thomas (2001- present)....	122
10. Ken Barlow (1982-86).....	120
Jordan Cornette (2001- present)..	120

Notre Dame Highs and Lows Under Mike Brey

Notre Dame - Team Game High (1st Half)

Points.....57 vs. Sacred Heart (11/18/00)*
Field Goals Made21 vs. Pittsburgh (1/30/02)*
..... 21 vs. New Hampshire (11/16/01)*
Field Goals Attempted..... 43 vs. New Hampshire (11/16/01)*
Field Goal Percentage.....67.7% (21-31) vs. Pittsburgh (1/30/02)*
3 PT Field Goals Made..... 9 vs. UCLA (2/28/04)
3 PT Field Goals Attempted 18 vs. UCLA (2/28/04)
3 PT Field Goals Percentage..... 66.7% (8-12) vs. West Virginia (1/15/04)
Free Throws Made.....11 vs. Connecticut (2/9/04)*
Free Throws Attempted 14 vs. Connecticut (2/9/04)*
Free Throw Percentage100.0% on three occasions
Total Rebounds27 vs. Army (12/19/04)*
Offensive Rebounds 14 vs. Army (12/19/04)*
..... 14 vs. Providence (2/19/05)
Defensive Rebounds 19 vs. Georgetown (3/4/04)*
Assists 13 vs. Western Illinois (12/28/04)*
Steals12 vs. New Hampshire (11/16/01)*
Blocked Shots 13 vs. Belmont (11/17/02)*
Turnovers.....10 vs. Syracuse (1/21/01)
Fouls 11 vs. Villanova (1/8/05)*

Notre Dame - Team Game High (2nd Half)

Points.....68 vs. Georgetown (2/9/02)
Field Goals Made23 vs. Georgetown (2/9/02)
Field Goals Attempted.....63 vs. Georgetown (2/9/02)
Field Goal Percentage.....53.3% vs. Pittsburgh (1/12/04)
3 PT Field Goals Made..... 11 vs. St. John's (3/6/04)
3 PT Field Goals Attempted13 vs. Army (12/19/04)*
3 PT Field Goals Percentage..... 58.3% (7-12) vs. Connecticut (3/8/02)
.....58.3% (7-12) vs. DePaul (12/11/04)*
Free Throws Made..... 20 vs. West Virginia (1/29/03)*
Free Throws Attempted 23 vs. West Virginia (1/29/03)*
Free Throw Percentage 100.0% (13-13) vs. Villanova (1/8/05)*
Total Rebounds 34 vs. Seton Hall (1/8/01)
Offensive Rebounds 15 vs. Army (12/19/04)*
Defensive Rebounds25 vs. Sacred Heart (11/18/00)*
Assists 16 vs. Army (12/19/04)*
Steals14 vs. New Hampshire (11/16/01)*
Blocked Shots 6 vs. Belmont (11/17/02)
Turnovers.....10 vs. Syracuse (1/21/01)
..... 10 vs. Syracuse (2/5/05)
Fouls 16 vs. Rutgers (1/31/04)

Notre Dame - Team Game High (Total)

Points.....116 vs. Georgetown (2/9/02)
Field Goals Made 42 vs. Canisius (12/19/00)*
Field Goals Attempted.....94 vs. Georgetown (2/9/02)
Field Goal Percentage..... 66.7% (34-51) vs. Pittsburgh (1/30/02)*
3 PT Field Goals Made..... 17 vs. St. John's (3/6/04) #
3 PT Field Goals Attempted44 vs. Canisius (12/22/00)
3 PT Field Goals Percentage..... 60.9% (14-23) vs. Rutgers (2/6/02)*
Free Throws Made..... 27 vs. Georgetown (2/9/02)
Free Throws Attempted 39 vs. Georgetown (2/9/02)
Free Throw Percentage100% (5-5) vs. Illinois (3/22/03)
..... (19-19) vs. Villanova (1/8/05) #*
Total Rebounds64 vs. Georgetown (2/9/02)
Offensive Rebounds 24 vs. Seton Hall (1/8/01)
Defensive Rebounds40 vs. Tennessee Tech (12/17/00)*
Assists 32 vs. Canisius (12/19/00)*
Steals26 vs. New Hampshire (11/16/01)* #
Blocked Shots 19 vs. Belmont (12/17/02)* #
Turnovers.....20 vs. Syracuse (1/2/01)
Fouls26 vs. Georgetown (2/9/02)

Notre Dame - Team Game Lows (1st Half)

Points..... 19 vs. Connecticut (2/12/04)*
Field Goals Made 6 vs. Connecticut (2/21/04)
Field Goals Attempted..... 21 vs. Canisius College (12/22/01)
Field Goal Percentage.....18.8% (6-32) vs. Connecticut (2/21/04)
3 PT Field Goals Made..... 0 vs. West Virginia (1/7/04)
.....0 vs. Connecticut (1/12/99)
3 PT Field Goals Attempted5 vs. Virginia Tech (1/20/04)
.....5 vs. IPFW (11/23/04)*
3 PT Field Goals Percentage..... 8.3% (1-12) vs. Providence (1/21/03)
Free Throws Made.....0 on four occasions
Free Throws Attempted0 on three occasions
Free Throw Percentage 0.0% on four occasions
Total Rebounds 10 vs. Pittsburgh (2/9/03)*
Offensive Rebounds1 vs. Pittsburgh (2/9/03)*
Defensive Rebounds8 vs. Pittsburgh (2/12/05)
Assists3 vs. Charleston Southern (11/26/04)*
Steals1 vs. Georgetown (1/23/05)
Blocked Shots 0 vs. Providence (2/24/04)*
.....0 vs. IPFW (11/23/04)*
Turnovers.....1 vs. Georgetown (3/4/04)*
Fouls 0 vs. Samford (12/30/04)*

Notre Dame - Team Game Lows (2nd Half)

Points.....19 vs. Valparaiso (1/5/03)
Field Goals Made 6 vs. Purdue (3/17/04)*
.....6 vs. Harvard (11/19/04)*
Field Goals Attempted..... 19 vs. Georgetown (2/16/05)*
Field Goal Percentage21.4% (6-28) vs. Harvard (11/19/04)*
3 PT Field Goals Made..... 1 on three occasions
3 PT Field Goals Attempted 3 vs. Indiana (12/8/04)
3 PT Field Goals Percentage.....10.0% (1-10) vs. Seton Hall (1/12/03)*
Free Throws Made..... 0 vs. Pittsburgh (1/12/04)
Free Throws Attempted 2 vs. Pittsburgh (1/12/04)
Free Throw Percentage0.0% (0-2) vs. Pittsburgh (1/12/04)
Total Rebounds 7 vs. Rutgers (3/1/03)
Offensive Rebounds2 vs. Charleston Southern (11/26/04)
Defensive Rebounds 4 vs. Rutgers (3/1/03)
Assists0 vs. Harvard (11/19/04)
Steals0 vs. Georgetown (3/4/04)*
..... 0 vs. Villanova (1/26/05)
Blocked Shots0 on three occasions
Turnovers.....0 vs. West Virginia (3/10/04)
Fouls3 vs. West Virginia (1/7/04)*

Notre Dame - Team Game Lows (Total)

Points.....50 vs. Connecticut (2/21/04)
Field Goals Made 13 vs. Rutgers (3/1/03)
Field Goals Attempted..... 44 vs. Canisius (12/22/01)
Field Goal Percentage 29.7% (19-64) vs. Connecticut (2/21/04)
3 PT Field Goals Made.....1 vs. Pittsburgh (2/3/01)
3 PT Field Goals Attempted 8 vs. Pittsburgh (2/3/01)
3 PT Field Goals Percentage..... 10.5% vs. Rutgers (2/14/02)
Free Throws Made.....2 vs. Syracuse (1/14/02)
Free Throws Attempted 4 vs. Pittsburgh (3/8/01)
Free Throw Percentage 35.6% (6-17) vs. Syracuse (2/5/05)
Total Rebounds 21 vs. Rutgers (3/1/03)
Offensive Rebounds 3 vs. DePaul (12/14/02)*
Defensive Rebounds14 vs. DePaul (12/11/04)*
Assists6 vs. Mississippi (3/18/01)
Steals 1 vs. DePaul (12/11/04)
Blocked Shots1 on four occasions
Turnovers..... 4 vs. Connecticut (2/9/04)*
Fouls 6 vs. West Virginia (1/7/04)*

* Indicates game played at the Joyce Center, Notre Dame, Ind.

Indicates school record

Notre Dame Team Highs and Lows in a BIG EAST Game

Notre Dame - BIG EAST Team Game High (1st Half)

Points.....	41 vs. Villanova (1/8/05)*
Field Goals Made	21 vs. Pittsburgh (1/30/02)*
Field Goals Attempted.....	38 vs. St. John's (1/15 /05)*
Field Goal Percentage	67.7% (21-31) vs. Pittsburgh (1/30/02)*
3 PT Field Goals Made.....	7 vs. Villanova (1/8/05)*
3 PT Field Goals Attempted	14 vs. Connecticut (1/30/05)*
3 PT Field Goals Percentage... 66.7% (8-12) vs. West Virginia (1/19/05)	
Free Throws Made.....	11 vs. Connecticut (2/9/04)*
Free Throws Attempted	14 vs. Connecticut (2/9/04)*
Free Throw Percentage	100.0% (9-9) vs. Rutgers (1/14/03)*
.....	(6-6) vs. Villanova (1/8/05)*
Total Rebounds	21 vs. Georgetown (3/4/04) *
.....	21 vs. Syracuse (2/5/05)
Offensive Rebounds	14 vs. Providence (2/19/05)
Defensive Rebounds	19 vs. Georgetown (3/4/04)*
Assists	11 vs. Boston College (2/4/04)
.....	11 vs. Syracuse (3/5/03)*
Steals	7 vs. St. John's (3/6/04)
Blocked Shots	7 vs. Connecticut (2/9/04)*
.....	7 vs. West Virginia (1/19/05)
Turnovers.....	8 vs. West Virginia (1/19/05)
Fouls	11 vs. Villanova (1/8/05)*

Notre Dame - BIG EAST Team Game High (2nd Half)

Points.....	68 vs. Georgetown (2/9/02)
Field Goals Made	23 vs. Georgetown (2/9/02)
Field Goals Attempted.....	63 vs. Georgetown (2/9/02)
Field Goal Percentage	53.3% vs. Pittsburgh (1/12/04)
3 PT Field Goals Made.....	11 vs. St. John's (3/6/04)
3 PT Field Goals Attempted	12 vs. Connecticut (3/8/02)
3 PT Field Goals Percentage.....	58.3% (7-12) vs. Connecticut (3/8/02)
Free Throws Made.....	20 vs. West Virginia (1/29/03)*
Free Throws Attempted	23 vs. West Virginia (1/29/03)*
Free Throw Percentage	100.0% (13-13) vs. Villanova (1/8/05)*
Total Rebounds	34 vs. Seton Hall (1/8/01)
Offensive Rebounds	18 vs. Seton Hall (1/8/01)
Defensive Rebounds	27 vs. Georgetown (3/4/04)*
Assists	13 vs. St. John's (3/6/04)
Steals	5 vs. Syracuse (1/7/04)*
Blocked Shots	4 vs. Connecticut (3/11/04)
.....	vs. Villanova (1/8/05)*
Turnovers.....	8 vs. Syracuse (1/10/05)*
.....	8 vs. Pittsburgh (1/12/05)
Fouls	16 vs. Rutgers (1/31/04)

Notre Dame - BIG EAST Team Game High (Total)

Points.....	116 vs. Georgetown (2/9/02)
Field Goals Made	41 vs. Georgetown (2/9/02)
Field Goals Attempted.....	94 vs. Georgetown (2/9/02)
Field Goal Percentage	66.7% (34-51) vs. Pittsburgh (1/30/02)*
3 PT Field Goals Made.....	17 vs. St. John's (3/6/04)#
3 PT Field Goals Attempted	34 vs. Syracuse (3/4/03)*
3 PT Field Goals Percentage.....	60.9% (14-23) vs. Rutgers (2/6/02)*
Free Throws Made.....	27 vs. Georgetown (2/9/02)
Free Throws Attempted	39 vs. Georgetown (2/9/02)
Free Throw Percentage	100.0% (19-19) vs. Villanova (1/14/03)#*
Total Rebounds	64 vs. Georgetown (2/9/02)
Offensive Rebounds	24 vs. Seton Hall (1/8/01)
Defensive Rebounds	25 vs. Providence (2/19/05)
Assists	20 vs. St. John's (3/6/04)
Steals	10 vs. Syracuse (1/7/04)*
Blocked Shots	9 vs. Connecticut (2/9/04)*
Turnovers.....	20 vs. Syracuse (1/2/01)
Fouls	26 vs. Georgetown (2/9/02)

Notre Dame - BIG EAST Team Game Lows (1st Half)

Points.....	19 vs. Connecticut (2/12/04)*
Field Goals Made	6 vs. Connecticut (2/21/04)
Field Goals Attempted.....	24 vs. Georgetown (2/16/05)*
Field Goal Percentage	18.8% (6-32) vs. Connecticut (2/21/04)
3 PT Field Goals Made.....	0 vs. West Virginia (1/7/04)
.....	0 vs. Connecticut (1/12/99)
3 PT Field Goals Attempted	5 vs. Virginia Tech (1/20/04)
3 PT Field Goals Percentage.....	8.3% (1-12) vs. Providence (1/21/03)
Free Throws Made.....	0 on four occasions
Free Throws Attempted	0 on four occasions
Free Throw Percentage	0.0% on four occasions
Total Rebounds	10 vs. Pittsburgh (2/9/03)*
Offensive Rebounds	1 vs. Pittsburgh (2/9/03)*
Defensive Rebounds	8 vs. Pittsburgh (2/12/05)
Assists	4 vs. West Virginia (3/10/04)
Steals	1 vs. Georgetown (1/23/05)
Blocked Shots	0 vs. Providence (2/24/04)*
Turnovers.....	1 vs. Georgetown (3/4/04)*
Fouls	4 vs. Georgetown (3/4/04)*
.....	4 vs. Villanova (1/26/05)

Notre Dame - BIG EAST Team Game Lows (2nd Half)

Points.....	26 vs. Pittsburgh (2/7/04)
Field Goals Made	7 vs. Syracuse (1/10/05)
Field Goals Attempted.....	19 vs. Georgetown (2/16/05)*
Field Goal Percentage	28.0% (7-25) vs. Syracuse (1/10/05)
3 PT Field Goals Made.....	0 vs. Connecticut (1/12/99)
3 PT Field Goals Attempted	7 vs. Pittsburgh (1/12/04)
3 PT Field Goals Percentage.....	10.0% (1-10) vs. Seton Hall (1/12/03)*
Free Throws Made.....	0 vs. Pittsburgh (1/12/04)
Free Throws Attempted	2 vs. Pittsburgh (1/12/04)
Free Throw Percentage	0.0% (0-2) vs. Pittsburgh (1/12/04)
Total Rebounds	7 vs. Rutgers (3/1/03)
Offensive Rebounds	3 vs. Pittsburgh (2/9/03)*
.....	3 vs. Boston College (2/8/05)*
Defensive Rebounds	8 vs. Rutgers (3/1/03)
Assists	2 vs. Boston College (2/4/04)
Steals	0 vs. Georgetown (3/4/04)*
.....	0 vs. Villanova (1/26/05)
Blocked Shots	0 on four occasions
Turnovers.....	0 vs. West Virginia (3/10/04)
Fouls	3 vs. West Virginia (1/7/04)*

Notre Dame - BIG EAST Team Game Lows (Total)

Points.....	50 vs. Connecticut (2/21/04)
Field Goals Made	13 vs. Rutgers (3/1/03)
Field Goals Attempted.....	42 vs. Miami (2/26/00)
Field Goal Percentage	29.7% (19-64) vs. Connecticut (2/21/04)
3 PT Field Goals Made.....	0 vs. Connecticut (1/12/99)
3 PT Field Goals Attempted	6 vs. Seton Hall (2/6/99)
3 PT Field Goals Percentage.....	10.5% vs. Rutgers (2/14/02)
Free Throws Made.....	2 vs. Syracuse (1/14/02)
Free Throws Attempted	4 vs. Pittsburgh (3/8/01)
Free Throw Percentage	35.3% (6-17) vs. Syracuse (2/5/05)
Total Rebounds	21 vs. Rutgers (3/1/03)
Offensive Rebounds	4 vs. Pittsburgh (2/9/03)*
Defensive Rebounds	18 vs. Pittsburgh (2/7/04)*
Assists	7 vs. Rutgers (3/1/03)
.....	7 vs. Pittsburgh (3/8/01)
Steals	3 vs. Virginia Tech (1/20/04)
.....	3 vs. Georgetown (1/23/05)
Blocked Shots	1 on three occasions
Turnovers.....	4 vs. Connecticut (2/9/04)*
Fouls	6 vs. West Virginia (1/7/04)*

*Indicates game played at the Joyce Center, Notre Dame, Ind.

#Indicates school record

Notre Dame Opponent Highs and Lows in a BIG EAST Game

Opponent - BIG EAST Team Game High (1st Half)

Points.....	54, Connecticut (1/12/99)
Field Goals Made	22, Syracuse (3/4/03)*
Field Goals Attempted.....	44, Georgetown (3/4/01)*
Field Goal Percentage	65.2% (15-23), Providence (2/21/96)*
3 PT Field Goals Made.....	9, West Virginia (2/2/00)*
.....	9, Boston College (1/11/97)*
3 PT Field Goals Attempted	19, West Virginia (2/2/00)*
3 PT Field Goals Percentage.....	100.0% (5-5), Connecticut (2/8/97)*
Free Throws Made.....	21, Connecticut (1/12/99)
Free Throws Attempted	23, Connecticut (1/12/99)
Free Throw Percentage	100.0% (7-7), Connecticut (3/11/04)
.....	100.0% (8-8), Providence (3/2/02)*
Total Rebounds	33, Connecticut (2/21/04)
Offensive Rebounds	14, Georgetown (3/8/03)
Defensive Rebounds	21, Connecticut (3/11/04)
.....	21, Connecticut (2/21/04)
Assists	11, Boston College (2/4/04)
.....	11, Syracuse (3/4/03)*
Steals	7, Virginia Tech (1/20/04)
.....	7, Syracuse (1/10/05)*
Blocked Shots	10, Connecticut (2/21/04)
Turnovers.....	14, Pittsburgh (1/6/03)
Fouls	14, Rutgers (1/31/04)

Opponent - BIG EAST Team Game High (2nd Half)

Points.....	68, Georgetown (2/9/02)
Field Goals Made	23, Georgetown (2/9/02)
Field Goals Attempted.....	60, Georgetown (2/9/02)
Field Goal Percentage	65.4% (17-26), Pittsburgh (1/12/04)
3 PT Field Goals Made.....	9, Pittsburgh (1/29/97)
3 PT Field Goals Attempted	20, Miami (2/23/02)
3 PT Field Goals Percentage.....	83.3% (5-6), Boston College (3/1/97)
Free Throws Made.....	23, Seton Hall (2/18/97)
Free Throws Attempted	30, Villanova (2/8/00)
Free Throw Percentage	100.0% (14-14), Miami (1/28/00)*
Total Rebounds	30, Pittsburgh (1/6/03)
Offensive Rebounds	13, Syracuse (2/16/04)
.....	13, Virginia Tech (1-20-04)
Defensive Rebounds	26, Connecticut (2/21/04)
Assists	16, Georgetown (2/1/03)
Steals	6, West Virginia (1/7/04)*
.....	6, Pittsburgh (2/9/03)*
Blocked Shots	5, West Virginia (1/7/04)*
.....	5, Connecticut (2/24/03)*
Turnovers.....	10, Rutgers (1/31/04)
Fouls	18, Georgetown (2/1/03)

Opponent - BIG EAST Team Game High (Total)

Points.....	111, Georgetown (2/9/02)
Field Goals Made	41, Syracuse (3/4/03)*
Field Goals Attempted.....	87, Georgetown (1/7/97)
Field Goal Percentage	56.5% (34-60), Syracuse (1/17/04)*
3 PT Field Goals Made.....	14, Syracuse (1/16/00)
3 PT Field Goals Attempted	36, Boston College (1/2/00)*
3 PT Field Goals Percentage.....	71.4% (5-7), Seton Hall (2/5/03)
Free Throws Made.....	32, Connecticut (1/12/99)
Free Throws Attempted	44, Miami (1/23/96)
Free Throw Percentage	94.4% (17-18), Miami (1/25/00)*
Total Rebounds	59, Connecticut (2/21/04)
Offensive Rebounds	32, Georgetown (1/7/97)
Defensive Rebounds	40, Connecticut (1/3/98)
Assists	26, Villanova (1/7/99)
Steals	24, Georgetown (2/10/99)*
Blocked Shots	13, Connecticut (2/17/96)
Turnovers.....	23, Villanova (1/6/02)*
Fouls	33, West Virginia (2/11/97)*

Opponent - BIG EAST Team Game Lows (1st Half)

Points.....	16, Georgetown (3/4/04)*
Field Goals Made	6, Georgetown (2/16/05)*
Field Goals Attempted.....	19, Georgetown (2/16/05)*
Field Goal Percentage	21.9% (7-32), Syracuse (3/4/03)*
3 PT Field Goals Made.....	0 on three occasions
3 PT Field Goals Attempted	2, Georgetown (2/1/03)*
3 PT Field Goals Percentage.....	0.0% (0-6), Miami (2/26/00)
.....	0.0% (0-6), Syracuse (2/5/05)
Free Throws Made.....	0, West Virginia (3/10/04)
.....	0, Pittsburgh (2/7/04)*
Free Throws Attempted	0, St. John's (1/15/05)*
.....	0, Rutgers (1/31/04)
.....	0, West Virginia (1/9/02)
Free Throw Percentage	0.0% (0-0), Rutgers (1/31/04)*
.....	0.0% (0-0), West Virginia (1/9/02)
Total Rebounds	11, Virginia Tech (1/20/04)
.....	11, West Virginia (1/7/04)*
Offensive Rebounds	0, Virginia Tech (1/20/04)
Defensive Rebounds	7, Seton Hall (1/12/03)*
Assists	3 on three occasions
Steals	0, Connecticut (3/11/04)
.....	0, Georgetown (3/4/04)*
Blocked Shots	0 on two occasions
Turnovers.....	1, Pittsburgh (1/12/04)
Fouls	3, Pittsburgh (2/7/04) *

Opponent - BIG EAST Team Game Lows (2nd Half)

Points.....	21, Rutgers (1/14/03)*
Field Goals Made	5, West Virginia (1/9/02)
Field Goals Attempted.....	17, Boston College (1/9/96)
Field Goal Percentage	22.7%, West Virginia (1/9/02)
3 PT Field Goals Made.....	0, Connecticut (2/26/01)
3 PT Field Goals Attempted	3, Connecticut (2/26/01)
3 PT Field Goals Percentage.....	0.0% (0-3), Connecticut (2/26/01)
Free Throws Made.....	0, Pittsburgh (12/6/97)
Free Throws Attempted	0, Pittsburgh (1/29/97)
Free Throw Percentage	0.0% (0-0), Pittsburgh (1/29/97)
Total Rebounds	9, West Virginia (3/10/04)
.....	9, Virginia Tech (2/22/03)*
Offensive Rebounds	1, West Virginia (3/10/04)
Defensive Rebounds	3, Virginia Tech (2/22/03)*
Assists	2, Connecticut (3/11/04)
Steals	0, St. John's (3/6/04)
.....	0, West Virginia (1/15/05)
Blocked Shots	0, St. John's (3/6/04)
Turnovers.....	0, West Virginia (3/10/04)
Fouls	5, St. John's (3/6/04)
.....	5, Georgetown (1/23/05)

Opponent - BIG EAST Team Game Lows (Total)

Points.....	48, Georgetown (3/4/04)*
Field Goals Made	17, Rutgers (1/20/96) *
Field Goals Attempted.....	40, Syracuse (2/5/05)
Field Goal Percentage	28.1% (18-64), Georgetown (3/4/04)*
3 PT Field Goals Made.....	1, Georgetown (2/7/98)
3 PT Field Goals Attempted	7, Seton Hall (2/5/03)
3 PT Field Goals Percentage.....	9.5% (2-21), Seton Hall (2/6/99)
Free Throws Made.....	2, Connecticut (2/12/00)*
Free Throws Attempted	3, Connecticut (2/12/00)*
Free Throw Percentage	44.0% (11-25), Pittsburgh (1/6/03)
Total Rebounds	23, Pittsburgh (2/3/01)
Offensive Rebounds	4, West Virginia (2/18/03)
Defensive Rebounds	16, Pittsburgh (1/30/02)*
Assists	6, Syracuse (2/5/05)
Steals	1, Connecticut (3/11/04)
Blocked Shots	0, St. John's (3/6/04)
Turnovers.....	4, Syracuse (2/15/03)
Fouls	11, Connecticut (3/11/04)

* Indicates game played at the Joyce Center, Notre Dame, Ind.

The Last Time It Happened...

Notre Dame recorded a

30-Point win.....was on 12/14/02 - ND 102, DePaul 71 (31 Points)*
40-Point win.....was on 11/18/02 - ND 89, IUPUI 45 (44 Points)*
50-Point win.....was on 2/22/86 - ND 126, Miami 73 (53 Points)
30-Point loss.....was on 1/7/99 - ND 62, Villanova 93 (31 Points)*

Notre Dame shot.....

60% on FGs.....was on 12/14/02 - 60.0% (30-50) vs. DePaul (ND 102, DePaul 71)
65% on FGs.....was on 1/30/02 - 66.7% (34-51) vs. Pittsburgh (ND 89, Pittsburgh 76)*
90% on FTs.....was on 1/19/05 - 91.7% (11-12) vs. West Virginia (ND 70 - West Virginia 57)

Notre Dame.....

Won 10 games in a row.....was from 1/16/01 thru 2/24/01 - 11 straight
Won 15 games in a row.....was from 12/31/53 thru 3/9/54 - 18 straight
Won 20 games in a row.....never
Lost 5 games in a row.....was from 1/15/94 thru 1/24/94 - 6 straight
Scored 100 points.....was on 1/15/03 (ND 101 - Boston College 94)
- Scored 100 points on the road.....was on 1/15/03 (ND 101 - Boston College 94)
- Scored 100 points at a neutral site.....was on 3/12/78 (ND 100 - Houston 77) (NCAA First Round, Tulsa, OK)
- Scored 100 points and lost.....was on 3/20/71 (ND 106 - Houston 119) (NCAA Regional Semi-finals at Wichita,KS)
Allowed 100 points.....was on 2/9/02 vs. Georgetown (ND 116 - Georgetown 111)
Scored less than 50 points.....was on 11/21/97 vs. Marquette (ND 48 - Marquette 72)
Allowed less than 50 points.....was on 12/8/04 vs. Indiana (ND 55 - Indiana 45)
Played an Overtime Game.....was on 2/1/03 vs. Georgetown (ND 93 - Georgetown 92)*
- Played in a Multi-Overtime Game.....was on 2/1/03 vs. Georgetown (ND 93 - Georgetown 92 - 2OT)*
Won on a "last second" shot.....was on 2/9/03 vs. Pittsburgh (ND 66 - Pittsburgh 64 - Torin Francis layup at 00:00.6)*
Had 5 double figure scorers.....was on 3/6/04 vs. St. John's (ND 89 - St. John's 62) - Chris Thomas 25 , Jordan Cornette 12, Colin Falls 11, Torrian Jones 11, Tom Timmermans 11
Had 6 double figure scorers.....was on 12/14/03 vs. DePaul (ND 82 - DePaul 69) - Jordan Cornette 17, Chris Thomas 13, Colin Falls 12, Torin Francis 12, Chris Quinn 12, Rick Cornett 10
Had 7 double figure scorers.....never
Had two double-figure rebounders.....was on 11/18/02 vs. IUPUI (ND 85 - IUPUI 45)* - Dan Miller 11, Torin Francis 10
Had two players with double-doubles.....was on 11/23/04 vs. IPFW (ND 73 - IPFW 45)* - Chris Thomas (10 pts., 11 ast.), Dennis Latimore (12 pts., 11 rebs.)
Had three players with double-doubles.....never
Had two 20-point scorers.....was on 12/11/04 vs. DePaul (ND 73 - DePaul 84) - Chris Thomas - 24, Colin Falls - 20
Had three 20-point scorers.....was on 2/28/04 vs. UCLA (ND 75 - UCLA 60) - Chris Thomas 21, Tom Timmermans 20, Chris Quinn 20
Made 10 three-point field goals.....was on 1/15/05 - 13-34 (38.2%) vs. St. John's (ND 67 - St. John's 66)*
Committed 10 turnovers or less.....was on 2/16/05 - 10 turnovers vs. Georgetown (ND 70 - Georgetown 64)*
Committed 5 turnovers or less.....was on 3/4/04 - 5 turnovers vs. Georgetown (ND 61 - Georgetown 48)
Committed 25 turnovers.....was on 2/8/00 - 26 turnovers vs. Villanova (ND 69 - Villanova 86)
Forced 25 turnovers.....was on 11/16/01 - 30 turnovers vs. New Hampshire (ND 95 - New Hampshire 53)

An Irish player had.....

25+ points.....was on 2/12/05 - Chris Quinn (25) vs. Pittsburgh (ND 66 - Pittsburgh 68)
30+ points.....was on 2/9/04 - Chris Thomas (31) vs. Connecticut (ND 80 - Connecticut 74)*
35+ points.....was on 3/22/04 - Chris Thomas (39) vs. Saint Louis (ND 77 - Saint Louis 66)
40+ points.....was on 11/28/93 - Monty Williams (42) vs. Valparaiso (ND 96 - Valparaiso 74)*
15 or more rebounds.....was on 1/20/04 - Torin Francis (16) vs. Virginia Tech (ND 74 - Virginia Tech 63)
20 rebounds.....was on 11/22/02 - Torin Francis (20) vs. Bucknell (ND 73, Bucknell 42)*
a "double-double".....was on 2/19/05 - Rick Cornett (14 pts, 14 rebs) vs. Providence (ND 62 - Providence 61)
a "triple-double".....was on 11/16/01 - Chris Thomas (24 pts, 11 ast, 11 steals) vs. New Hampshire (ND 99 - New Hampshire 53)*
20 points and 10 rebounds.....was on 1/20/04 - Torin Francis (22 pts, 16 rebs) vs. Virginia Tech (ND 74 - Virginia Tech 63)
20 points and 20 rebounds.....was on 1/8/01 - Troy Murphy (25 pts, 20 rebs) vs. Seton Hall (ND 76 - Seton Hall 78)
10 assists.....was on 12/4/04 - Chris Thomas (10) vs. Michigan (ND 60, Michigan 61)
10 blocks.....was on 11/17/02 - Jordan Cornette (11) vs. Belmont (ND 76, Belmont 48)*#
10 steals.....was on 11/16/01 - Chris Thomas (11) vs. New Hampshire (ND 99, New Hampshire 53)*#

An opposing player had.....

25+ points.....was on 1/15/05 - Daryll Hill (30), St. John's (ND 67 - St. John's 66)*
30+ points.....was on 1/25/03 - Troy Bell (31), Boston College (ND 101 - BC 96 OT)
35+ points.....was on 2/1/03 - Mike Sweetney (38), Georgetown (ND 93 - Georgetown 92 2OT)
40+ points.....was on 2/8/87 - Danny Manning (40), Kansas (ND 60 - Kansas 70)
15 rebounds.....was on 1/10/04 - Jason Fraser (17), Villanova (ND 82 - Villanova 78)
20 rebounds.....was on 2/21/04 - Emeka Okafor (22), Connecticut (ND 50 - Connecticut 61)
a "double-double".....was on 2/8/05 - Jared Dudley (16 pts, 11 rebs), Boston College (ND 68 - Boston College 65)*
a "triple-double".....never
20 points and 10 rebounds.....was on 2/23/04 - Ryan Gomes (25 pts, 12 rebs), Providence (ND 59, Providence 73)*
20 points and 20 rebounds.....was on 2/9/02 - Mike Sweetney (35 pts, 20 rebs), Georgetown (ND 116 - Georgetown 111 - 4OT)
10 assists.....was on 1/30/05 - James Strong (16), Connecticut (ND 78 - Connecticut 74)*@
10 blocks.....was on 1/27/73 - Bill Walton (10), UCLA (ND 63 - UCLA 82)*
10 steals.....was on 1/29/89 - Mark Macon (11), Temple (ND 64 - Temple 60)*

**indicates Notre Dame home game; #school record; @Joyce Center record*

The Last Time It Happened In A BIG EAST Game...

Note: Notre Dame began playing as a member of the BIG EAST Conference in 1995-96.

Notre Dame Recorded a ...

30-Point win.....never
40-Point win.....never
50-Point win.....never
30-Point loss.....was on 1/7/99 - ND 62, Villanova 93 (31 points)

Notre Dame Shot ...

60% on FGs.....was on 1/6/01 - 60.8% (31-51) vs. Rutgers (ND 87 - Rutgers 80)*
65% on FGs.....was on 1/30/02 - 66.7% (34-51) vs. Pittsburgh (ND 89, Pittsburgh 76)*
90% on FTs.....was on 1/19/05 - 91.7% (11-12) vs. West Virginia (ND 70 - West Virginia 57)

Notre Dame ...

Won 5 BIG EAST games in a row.....was from 1/16/01 thru 2/14/01 (8 straight)
Won 10 BIG EAST games in a row.....never
Lost 5 BIG EAST games in a row.....never
Scored 100 points.....was on 1/15/03 (ND 101 - Boston College 94)
-Scored 100 points on the road.....was on 1/15/03 (ND 101 - Boston College 94)
-Scored 100 points on the neutral sit.....enever
-Scored 100 points and lost.....never
Allowed 100 points.....was on 2/9/02 vs. Georgetown (ND 116 - Georgetown 111)
Scored less than 50 points.....never
Allowed less than 50 points.....was on 3/4/04 vs. Georgetown (ND 61 - Georgetown 48)*
Played an Overtime game.....was on 2/1/03 vs. Georgetown (ND 93 - Georgetown 92)*
-Played in a Multi-Overtime Game.....was on 2/1/03 vs. Georgetown (ND 93 - Georgetown 92 - 2OT)*
Won on a "last second" shot.....was on 2/9/03 vs. Pittsburgh (ND 66 - Pittsburgh 64 - Torin Francis layup at 00:00.6)*
Had 5 double figure scorers.....was on 3/6/04 vs. St. John's (ND 89 - St. John's 62) - Chris Thomas 25, Jordan Cornette 12, Colin Falls 11, Torin Francis 11, Tom Timmermans 11
Had 6 double figure scorers.....never
Had 7 double figure scorers.....never
Had two double figure rebounders.....never
Had two players with double-doubles.....was on 2/21/01 vs. Boston College (ND 76 - Boston College 75) - Ryan Humphrey (15 pts, 14 rebs), Matt Carroll (17 pts, 11 rebs)
Had three players with double-doubles.....never
Had two 20-point scorers.....was on 2/16/04 vs. Syracuse (ND 84 - Syracuse 72) - Chris Thomas - 25, Chris Quinn - 22
Had three 20-point scorers.....was on 2/22/03 vs. Virginia Tech (ND 98 - Virginia Tech 76) - Dan Miller 22, Chris Thomas 21, Matt Carroll 25
Made 10 three-point field goals.....was on 2/8/05 - 11-20 (55.0%) vs. Boston College (ND 68 - Boston College 65)*
Committed 10 turnovers or less.....2/16/05 - 10 turnovers vs. Georgetown (ND 70 - Georgetown 64)*
Committed 5 turnovers or less.....was on 3/4/04 - 5 Turnovers vs. Georgetown (ND 61 - Georgetown 48)
Committed 25 turnovers.....was on 2/8/00 - 26 turnovers vs. Villanova (ND 69 - Villanova 86)
Forced 25 turnovers.....never


An Irish player had..

25+ points.....was on 2/12/05 - Chris Quinn (25) vs. Pittsburgh (ND 66 - Pittsburgh 68)
30+ points.....was on 2/9/04 - Chris Thomas (31) vs. Connecticut (ND 80 - Connecticut 72)*
35+ points.....was on 2/1/03 - Matt Carroll (36) vs. Georgetown (ND 93 - Georgetown 92 2OT)*
40+ points.....never
15 or more rebounds.....was on 1/20/04 - Torin Francis (16) vs. Virginia Tech (ND 74 - Virginia Tech 63)
20 rebounds.....never
a "double-double".....was on 2/19/05 - Rick Cornett (14 pts, 14 rebs) vs. Providence (ND 62 - Providence 61)
a "triple-double".....never
20 points and 10 rebounds.....was on 1/20/04 - Torin Francis (22 pts, 16 rebs) vs. Virginia Tech (ND 74 - Virginia Tech 63)
20 points and 20 rebounds.....was on 1/8/01 - Troy Murphy (25 pts, 20 rebs) vs. Seton Hall (ND 76 - Seton Hall 78)
10 assists.....was on 2/22/03 - Chris Thomas (13) vs. Virginia Tech (ND 98 - Virginia Tech 76)
10 blocks.....never
10 steals.....never

An opposing player had..

25+ points.....was on 1/15/05 - Daryll Hill (30), St. John's (ND 67 - St. John's 66)*
30+ points.....was on 1/25/03 - Troy Bell (31), Boston College (ND 101 - BC 96 OT)
35+ points.....was on 2/1/03 - Mike Sweetney (38), Georgetown (ND 93 - Georgetown 92 - 2OT)
40+ points.....never
15 or more rebounds.....was on 1/10/04 - Jason Fraser (17), Villanova (ND 82 - Villanova 78)
20 rebounds.....was on 2/21/04 - Emeka Okafor (22), Connecticut (ND 50 - Connecticut 61)
a "double-double".....was on 2/8/05 - Jared Dudley (16 pts, 11 rebs), Boston College (ND 68 - Boston College 65)*
a "triple-double".....never
20 points and 10 rebounds.....was on 2/23/04 - Ryan Gomes (25 pts, 12 rebs), Providence (ND 59 - Providence 73)*
20 points and 20 rebounds.....was on 2/9/02 - Mike Sweetney (35 pts, 20 rebs), Georgetown (ND 116 - Georgetown 111 - 4OT)
10 assists.....was on 1/30/05 - Marcus Williams (16), Connecticut (ND 78 - Connecticut 74)*@
10 blocks.....never
10 steals.....never

* indicates Notre Dame home game; @ indicates Joyce Center record



Jordan Cornette

12

6- 10 • 236 • Senior • Center • Cincinnati, OH/St. Xavier

Two-time Irish captain ... needs eight blocks to become school's career leader ... has scored in double figures in eight career outings and grabbed 10-plus rebounds in six career games ... three career double-doubles ... blocked a season-

high six shots in win over West Virginia, in addition to scoring six points, grabbing six rebounds and dishing off three assists ... grabbed 500th rebound in the win over St. John's ... registered nine points, to go along with five rebounds and three steals against Michigan ... also finished with nine points in St. John's contest, in addition to grabbing seven rebounds, dishing off a career-high four assists and blocking three shots ... blocked shot on final play of game to persevere victory for the Irish over the Red Storm ... scored six points, grabbed four rebounds and made three steals in season opener against Harvard ... registered season-highs of three assists and seven rebounds against DePaul ... played in his 100th career game vs. Charleston Southern...scored a season-high 13 points against Army, to go with seven rebounds and two blocks...tallied the 100th steal of his career against the Black Knights ... came away with four steals against Marist ... blocked a season-high four shots in both the Western Illinois and Seton Hall games ... set a career high with five steals against Seton Hall, and also dished off the 100th assist of his career ... scored in double figures for the second time this season in loss at Pittsburgh as he scored 10 points ... tied a career-highby playing 39 minutes in Notre Dame's win over Georgetown.

	Career Highs	2004- 05 Season Highs
Points:	17 vs. DePaul (12-14-03)	13 vs. Army (12-19-04)
Field Goals:	6 vs. DePaul (12-14-03)	5 vs. Army (12-19-04)
Field Goals Attempted:	13 vs. Army (12-19-04)	13 vs. Army (12-19-04)
Field-Goal Pct.:	1.000 on 11 occasions	.571 vs. Michigan (12-4-04)
Three-Point Field Goals:	5 vs. DePaul (12-14-03)	3 vs. Army (12-19-04) vs. Pittsburgh (2-12-05)
Three-Point Field Goals Attempted:	9 vs. St. John's (1-15-05)	9 vs. St. John's (1-15-05)
Three-Point Field Goal Pct.:	1.000 on four occasions	.375 vs. Army (12-19-04)
Free Throws:	4 vs. Miami (1-28-04)	2 vs. Harvard (11-19-04)
Free Throws Attempted:	5 vs. Indiana (12-10-03)	2 on four occasions
Free-Throw Percentage:	1.000 on 13 occasions	1.000 vs. Harvard (11-19-04) vs. Providence (2-15-05)
Rebounds:	13 vs. Belmont (11-17-02)	9 vs. Seton Hall (1-5-05)
Assists:	4 vs. Georgetown (3-4-04) vs. St. John's (1-15-05)	4 vs. St. John's (1-15-05)
Blocked Shots:	11 vs. Belmont (11-17-02)	6 vs. West Virginia (1-19-05)
Steals:	5 vs. Seton Hall (1-5-05)	5 vs. Seton Hall (1-5-05)
Minutes:	39 vs. Seton Hall (2-14-04) vs. Georgetown (2-16-05)	39 vs. Georgetown (2-16-05)

Opp.	Min.	Total				Rebounds											Stl.	Pts.
		FG- FGA	Pct.	3FG- FGA	Pct.	FT- FTA	Pct.	Off.	Def.	Total	PF	A	TO	BLK				
Harvard (S)	22	2-5	.400	0-2	.000	2-2	1.000	3	1	4	2	1	1	1	3	6		
IPFW (S)	24	1-4	.250	1-4	.250	1-2	.500	0	3	3	2	1	0	2	1	4		
Charleston Southern (S)	32	1-5	.200	0-3	.000	0-0	.000	1	3	4	3	0	1	0	0	2		
at Michigan (S)	29	4-7	.571	1-3	.333	0-0	.000	3	2	5	2	1	0	0	3	9		
at Indiana (S)	25	1-4	.250	0-3	.000	0-0	.000	1	3	4	2	0	1	1	1	2		
DePaul (S)	28	1-4	.250	0-2	.000	0-0	.000	2	5	7	1	3	0	2	2	2		
Army (S)	30	5-13	.384	3-8	.375	0-0	.000	4	3	7	2	1	3	2	3	13		
Marist (S)	20	2-5	.400	1-3	.333	0-0	.000	0	1	1	2	1	1	2	4	5		
Western Illinois	19	0-3	.000	0-2	.000	1-2	.500	1	2	3	3	2	0	4	1	1		
Samford	23	2-6	.333	1-2	.500	0-0	.000	2	1	3	0	1	2	0	1	5		
at Seton Hall*	30	2-4	.500	1-3	.333	0-0	.000	2	7	9	2	2	2	4	5	5		
Villanova*	33	1-7	.143	1-6	.167	0-0	.000	2	6	8	3	3	0	3	0	3		
Syracuse*	23	1-2	.500	1-2	.500	0-0	.000	2	1	3	3	0	0	2	1	3		
St. John's* (S)	34	3-10	.300	3-9	.333	0-0	.000	3	4	7	3	4	2	3	1	9		
at West Virginia* (S)	32	2-5	.400	2-4	.500	0-0	.000	1	6	7	2	3	1	6	1	6		
at Georgetown* (S)	22	1-3	.333	1-3	.333	0-0	.000	0	3	3	3	1	0	1	1	3		
at Villanova* (S)	33	2-8	.250	0-5	.000	0-0	.000	0	3	3	4	1	1	0	0	4		
Connecticut*(S)	25	2-6	.333	1-4	.250	0-0	.000	2	1	3	2	0	0	0	0	5		
at Syracuse* (S)	14	0-1	.000	0-1	.000	0-0	.000	1	3	4	4	0	0	0	0	0		
Boston College* (S)	17	0-1	.000	0-1	.000	0-1	.000	1	0	1	2	2	2	1	1	0		
at Pittsburgh* (S)	22	3-8	.375	3-7	.429	1-2	.500	1	1	2	5	1	0	1	1	10		
Georgetown* (S)	39	2-6	.333	2-5	.400	0-0	.000	2	2	4	3	0	0	0	2	6		
at Providence* (S)	34	1-4	.250	1-3	.333	2-2	1.000	0	6	6	3	1	0	3	1	5		
at Connecticut*																		
UCLA																		
Rutgers*																		
Pittsburgh*																		

Cornette's Career Statistics

YEAR	G- S	MIN/AVG	3-Point				Rebounds										
			FG- FGA	PCT.	FG- FGA	PCT.	FT- FTA	PCT.	O	D	TOT	AVG.	AST.	STL	BLK	PF- D	PTS/AVG
2001- 02	31-6	443/14.3	36-82	.439	3-12	.250	10-21	.476	40	62	102	3.3	16	20	17	51-2	85/2.7
BIG EAST	15-4	236/15.7	17-41	.415	3-9	.333	5-13	.385	22	39	61	4.1	10	10	7	25-1	42/2.8
2002- 03	34-21	658/19.4	42-92	.457	6-19	.316	13-23	.565	45	98	143	4.2	33	34	75	81-2	103/3.0
BIG EAST	16-14	310/19.4	23-51	.451	4-10	.400	8-14	.571	29	44	73	4.6	12	17	31	39-1	58/3.6
2003- 04	32-27	983/30.7	61-180	.339	39-111	.351	25-39	.641	63	130	193	6.0	38	33	63	88-5	186/5.8
BIG EAST	16-13	467/29.2	27-85	.318	20-56	.357	14-18	.778	30	65	95	5.9	22	18	26	46-4	88/5.5
2004- 05	23-18	609/26.5	39-121	.322	23-85	.271	7-11	.636	34	67	101	4.4	29	33	38	58-1	108/4.7
BIG EAST	13-10	357/27.5	20-65	.308	16-53	.302	3-5	.600	17	43	60	4.6	18	14	24	39-1	59/4.5
TOTALS	120- 72	2693/22.4	178- 475	.375	71- 227	.313	55- 94	.585	182	357	539	4.5	116	120	193	278- 10	482/4.0
BIG EAST	60- 41	1370/22.8	87- 242	.360	43- 128	.336	30- 50	.600	98	191	289	4.8	62	59	88	149- 7	247/4.1



Chris Thomas

1

6- 1 • 190 • Senior • Guard • Indianapolis, IN/Pike

Two-time Irish captain ... became sixth player in Notre Dame history to score 2,000 points (in West Virginia game) ... third on all-time scoring list ... all-time career assist and steals leader ... ranks among the top 11 in 13 career categories ... became second Notre Dame and 25th overall to score 1,000 points in BIG EAST play ... registered fourth 20-point out-


ing of the season in win over Georgetown, scoring 21 points ... shot 6-10 from the field and 3-5 from three-point range in scoring 19 points against Boston College ... also had nine assists and no turnovers ... has netted double figures in 105 of 122 career games (.860) ... has started in a Notre Dame record 122 consecutive games ... was 6-12 from the field and 4-5 from three-point range in scoring 16 points against Pittsburgh ... dished off 10-plus assists in 17 career outings ... 13 career double-doubles ... logged 40-plus minutes in 43 career games ... missed first eight minutes of the second half against St. John's after suffering a concussion at the end of the first half ... in only attempt from the field in the second half, hit game-winning basket three-pointer with six seconds remaining ... finished the game with 11 points, three rebounds and four assists ... scored 24 points and dished off seven assists versus DePaul ... finished with 15 points, six assists, four steals and no turnovers against Charleston Southern ... his two points against Michigan marked a career-low ... grabbed 400th rebound against Michigan ... scored nine of Notre Dame's final 19 points against Indiana and finished with 13 points...passed former Irish guard David Graves for first on the school's all-time steals list with five against Army...netted 12 points and dished off seven assists against the Black Knights ... narrowly missed the feat again in Notre Dame's next outing, scoring 21 points to go along with nine assists and nine boards ... his 29 minutes against Samford marked just the second time he played less than 30 minutes ... notched 15 points, five rebounds and five points in the Seton Hall contest ... scored a team and season-high 25 points in 40 minutes in the defeat of Villanova as he scored eight of final 12 points ... scored 16 points, grabbed six rebounds and dished off five assists against West Virginia ... registered 15 points, eight assists and four rebounds in win over Connecticut ... grabbed 500th career rebound and 150th season assist against Providence ... co-BIG EAST player of the Week (week of Jan. 10) ... finalist for Bob Cousy Collegiate Point Guard of the Year Award.

	Career Highs	2004-05 Season Highs
Points:	39 vs. Saint Louis (3-22-04)	25 vs. Villanova (1-8-05)
Field Goals:	12 vs. Marquette (12-2-02)	9 vs. DePaul (12-11-04)
Field Goals Attempted:	25 vs. Oregon (3-25-04)	19 vs. Harvard (11-19-04)
Field-Goal Pct:	.714 (10-14) vs. Rutgers (2-6-02)	.643 vs. DePaul (12-11-04)
Three-Point Field Goals:	7 vs. Rutgers (2-6-02)	4 on two occasions
Three-Point Field Goals Attempted:	14 on two occasions	11 vs. Syracuse (1-10-05)
Three-Point Field Goal Pct.:	1.000 (3-3) vs. Villanova (1-8-05)	1.000 (3-3) vs. Villanova (1-8-05)
Free Throws:	14 vs. Georgetown (2-1-03)	9 vs. Marist (12-22-04) vs. Georgetown (2-16-05)
Free Throws Attempted:	16 vs. Georgetown (2-1-03)	10 vs. Georgetown (2-16-05)
Free-Throw Percentage:	1.000 on 42 occasions	1.000 on 11 occasions
Rebounds:	11 vs. Providence (2-24-04)	9 vs. Western Illinois (12-28-04)
Assists:	13 on three occasions	11 vs. IPFW (11-23-04)
Blocked Shots:	2 vs. Seton Hall (1-26-02)	1 vs. Marist (12-22-04)
Steals:	11 vs. New Hampshire (11-16-01)	5 vs. Army (12-19-04)
Minutes:	60 vs. Georgetown (2-9-02)	40 on seven occasions

Opp.	Min.	Total FG-FGA	Pct.	3FG-FGA	Pct.	FT-FTA	Pct.	Off.	Def.	Total	PF	A	TO	BLK	Stl.	Pts.
Harvard (S)	39	7-19	.368	2-7	.286	1-2	.500	0	3	3	2	5	2	0	3	17
IPFW (S)	32	3-8	.375	0-2	.000	4-4	1.000	0	2	2	1	11	1	0	2	10
Charleston Southern (S)	37	5-14	.357	1-6	.167	4-7	.571	0	3	3	0	6	0	0	4	15
at Michigan (S)	39	1-13	.077	0-4	.000	0-0	.000	2	6	8	1	10	3	0	2	2
at Indiana (S)	37	4-10	.400	2-3	.667	3-3	1.000	2	4	6	1	4	5	0	3	13
DePaul (S)	40	9-14	.642	4-5	.800	2-2	1.000	0	3	3	4	7	5	0	2	24
Army (S)	35	4-14	.285	1-5	.200	3-4	.750	2	4	6	0	7	1	0	5	12
Marist (S)	35	4-11	.363	1-5	.200	9-9	1.000	2	6	8	1	9	4	1	1	18
Western Illinois (S)	35	8-15	.533	3-4	.750	2-2	1.000	1	8	9	1	9	4	0	2	21
Samford (S)	29	4-12	.333	2-4	.500	4-4	1.000	0	3	3	0	4	3	0	4	14
at Seton Hall* (S)	40	4-14	.285	3-5	.600	4-4	1.000	1	4	5	1	5	4	0	1	15
Villanova* (S)	40	7-13	.538	3-3	1.000	8-8	1.000	0	3	3	2	3	4	0	2	25
Syracuse* (S)	40	1-14	.071	1-11	.090	2-2	1.000	0	7	7	2	8	4	0	3	5
St. John's* (S)	32	3-10	.300	2-6	.333	3-4	.750	0	3	3	2	4	3	0	1	11
at West Virginia* (S)	38	5-11	.455	3-5	.600	3-3	1.000	0	6	6	2	5	1	0	2	16
at Georgetown* (S)	40	3-11	.273	2-7	.286	2-2	1.000	1	5	6	2	5	6	0	0	10
at Villanova* (S)	40	4-14	.286	1-3	.333	3-3	1.000	2	6	8	2	6	3	0	2	12
Connecticut* (S)	40	4-14	.286	1-4	.250	6-6	1.000	2	2	4	2	8	3	0	1	15
at Syracuse* (S)	38	2-12	.167	1-6	.167	0-3	.000	0	5	5	2	5	4	0	3	5
Boston College* (S)	38	6-10	.600	3-5	.600	4-4	1.000	1	3	4	2	9	0	0	3	19
at Pittsburgh* (S)	36	6-12	.500	4-5	.800	0-0	.000	1	3	4	1	7	1	0	1	16
Georgetown* (S)	39	5-13	.385	2-4	.500	9-10	.900	0	4	4	1	5	1	0	2	21
at Providence* (S)	40	4-15	.267	2-6	.333	0-2	.000	2	4	6	1	8	3	0	2	10
at Connecticut*																
UCLA																
Rutgers*																
Pittsburgh*																

Thomas' Career Statistics

YEAR	G-S	MIN/AVG	FG-FGA	PCT.	3-Point			FT-FTA	PCT.	O	Rebounds			AVG.	AST.	STL	BLK	PF-D	PTS/AVG
					FG-FGA	PCT.	PCT.				D	TOT	AVG.						
2001-02	33-33	1255/38.0	160-413	.387	76-206	.369	120-135	.889	26	88	114	3.5	252	72	6	71-0	516/15.6		
BIG EAST	16-16	644/40.2	74-202	.366	32-105	.305	68-78	.872	12	46	58	3.6	130	32	6	32-0	248/15.5		
2002-03	34-34	1247/36.7	211-523	.403	80-208	.385	135-155	.871	34	101	135	4.0	236	62	8	80-1	637/18.7		
BIG EAST	16-16	610/38.1	102-262	.389	38-110	.345	73-86	.849	19	57	76	4.8	108	30	1	40-1	315/19.7		
2003-04	32-32	1225/38.3	211-548	.385	94-268	.351	114-138	.826	24	111	135	4.2	150	50	3	60-1	630/19.7		
BIG EAST	16-16	620/38.8	106-281	.377	49-136	.360	57-70	.814	10	62	72	4.5	73	22	2	32-1	318/19.9		
2004-05	23-23	859/37.3	103-293	.352	44-115	.383	76-88	.864	19	97	116	5.0	150	51	1	33-0	326/14.2		
BIG EAST	13-13	501/38.5	54-163	.331	28-70	.400	44-51	.863	10	55	65	5.0	78	22	0	22-0	180/13.8		
TOTALS	122-122	4586/37.6	685-1777	.385	294-797	.369	445-516	.862	103	397	500	4.1	788	235	18	244-2	2109/17.3		
BIG EAST	61-61	2375/38.9	336-908	.370	147-421	.349	242-285	.849	51	220	271	4.4	389	107	9	126-2	1071/17.6		



Dennis Latimore

41

6-9 • 238 • Senior • Forward • Halstead, KS/Halstead

Did not play the entire 2003-04 campaign after transferring to Notre Dame from Arizona in June of 2003 ... recorded first career double-double against IPFW with 12 points and career-high 11 rebounds ... registered career-best 18 points playing a career-high 35 minutes ... followed that with a 12-point and eight-rebound performance against Indiana playing a career-high 36 minutes ... it marked the first time in his career in which he scored in double figures in back-to-back contests ... scored 13 second-half points and finished with 15 against Army as he connected on 6-8 field goals ... matched his career high with two blocked shots against Marist ... tied his career high with 18 points in the Western Illinois game ... started the first seven games of the season ... has started 12 games overall ... recorded second career double-double, with 12 points and 11 rebounds, in the win over Villanova ... finished with 10 points in 30 minutes off the bench against Georgetown ... career-high four steals versus Boston College.

	Career Highs	2004-05 Season Highs
Points:	18 on two occasions	18 on two occasions
Field Goals:	9 vs. Western Illinois (12-28-04)	9 vs. Western Illinois (12-28-04)
Field Goals Attempted:	15 on two occasions	15 on two occasions
Field-Goal Pct.:	.750 (6-8) vs. Army (12-19-04)	.750 (6-8) vs. Army (12-19-04)
Three-Point Field Goals:	—	—
Three-Point Field Goals Attempted:	—	—
Three-Point Field Goal Pct.:	—	—
Free Throws:	4 on three occasions	3 vs. Army (12-19-04)
Free Throws Attempted:	6 on three occasions	6 vs. Michigan (12-4-04)
Free-Throw Percentage:	1.000 on six occasions	1.000 on three occasions
Rebounds:	11 on two occasions	11 on two occasions
Assists:	3 vs. Saint Louis (12-3-02)	2 on three occasions
Blocked Shots:	2 on six occasions	2 on four occasions
Steals:	4 vs. Boston College (2-5-05)	4 vs. Boston College (2-5-05)
Minutes:	36 vs. Indiana (12-8-04)	36 vs. Indiana (12-8-04)

reer-high 35 minutes ... followed that with a 12-point and eight-rebound performance against Indiana playing a career-high 36 minutes ... it marked the first time in his career in which he scored in double figures in back-to-back contests ... scored 13 second-half points and finished with 15 against Army as he connected on 6-8 field goals ... matched his career high with two blocked shots against Marist ... tied his career high with 18 points in the Western Illinois game ... started the first seven games of the season ... has started 12 games overall ... recorded second career double-double, with 12 points and 11 rebounds, in the win over Villanova ... finished with 10 points in 30 minutes off the bench against Georgetown ... career-high four steals versus Boston College.

Opp.	Min.	Total				Rebounds											Pts.
		FG- FGA	Pct.	3FG- FGA	Pct.	FT- FTA	Pct.	Off.	Def.	Total	PF	A	TO	BLK	Stl.		
Harvard (S)	30	2-10	.200	0-0	.000	2-2	1.000	4	4	8	4	2	2	2	1	6	
IPFW (S)	28	6-11	.545	0-0	.000	0-0	.000	3	8	11	0	1	3	0	1	12	
Charleston Southern (S)	31	2-8	.250	0-0	.000	2-2	1.000	0	7	7	2	1	1	2	0	6	
at Michigan (S)	35	7-13	.538	0-0	.000	4-6	.667	3	2	5	1	2	1	0	0	18	
at Indiana (S)	36	5-9	.556	0-0	.000	2-5	.400	2	6	8	3	1	3	1	0	12	
DePaul (S)	23	1-5	.200	0-0	.000	0-0	.000	1	0	1	3	0	0	0	0	2	
Army (S)	17	6-8	.750	0-0	.000	3-4	.750	1	4	5	0	2	3	0	0	15	
Marist	23	4-8	.500	0-0	.000	2-3	.667	2	2	4	2	1	0	2	1	10	
Western Illinois (S)	29	9-15	.600	0-0	.000	0-0	.000	1	5	6	1	1	2	1	1	18	
Samford (S)	24	4-6	.667	0-0	.000	0-0	.000	1	3	4	1	0	4	0	0	8	
at Seton Hall* (S)	20	2-5	.400	0-0	.000	0-3	.000	0	2	2	1	1	1	0	1	4	
Villanova* (S)	29	5-15	.333	0-0	.000	2-2	1.000	3	8	11	1	1	2	1	0	12	
Syracuse* (S)	25	2-5	.400	0-0	.000	0-0	.000	0	4	4	2	0	3	1	0	4	
St. John's*	13	0-4	.000	0-0	.000	0-0	.000	1	0	1	1	1	1	0	0	0	
at West Virginia*	8	0-2	.000	0-0	.000	1-2	.500	0	2	2	1	0	0	0	0	1	
at Georgetown*	30	5-8	.625	0-0	.000	0-0	.000	1	2	3	2	2	0	0	1	10	
at Villanova*	11	1-4	.250	0-0	.000	0-0	.000	1	2	3	2	1	4	0	0	2	
Connecticut*	25	6-10	.600	0-0	.000	0-2	.000	5	4	9	0	0	0	0	1	12	
at Syracuse*	29	5-8	.625	0-0	.000	0-0	.000	3	3	6	4	1	2	0	1	10	
Boston College*	23	5-8	.625	0-0	.000	0-0	.000	0	1	1	1	1	2	1	4	10	
at Pittsburgh*	19	1-4	.250	0-0	.000	0-1	.000	0	2	2	4	0	2	0	0	2	
Georgetown*	3	0-2	.000	0-0	.000	0-0	.000	0	0	0	1	0	0	0	0	0	
at Providence*	9	2-4	.500	0-0	.000	1-2	.500	1	1	2	0	0	2	1	0	5	
at Connecticut*																	
UCLA																	
Rutgers*																	
Pittsburgh*																	

Latimore's Career Statistics

YEAR	G-S	MIN/AVG	FG- FGA	PCT.	3- Point			FT- FTA	PCT.	Rebounds			AST.	STL	BLK	PF- D	PTS/AVG
					FG- FGA	PCT.				O	D	TOT					
2001-02	34-0	372/10.9	26-61	.426	0-0	.000	11-28	.393	25	61	86	2.5	7	4	6	32-0	63/1.9
2002-03	23-1	277/12.0	27-52	.519	0-0	.000	20-36	.556	20	52	72	3.1	13	4	7	13-0	74/3.2
2004-05	23-12	520/22.6	80-172	.465	0-0	.000	19-34	.559	33	72	105	4.6	19	12	13	37-0	179/7.8
BIG EAST	13-3	244/18.8	34-79	.430	0-0	.000	4-12	.333	15	31	46	3.5	8	8	5	20-0	72/5.5
TOTALS	80-13	1169/14.6	133-285	.467	0-0	.000	50-98	.510	78	185	263	3.3	39	20	26	82-0	316/4.0
BIG EAST	13-3	244/18.8	34-79	.430	0-0	.000	4-12	.333	15	31	46	3.5	8	8	5	20-0	72/5.5



Rick Cornett

11

6-8 • 256 • Junior • Forward • Country Club Hills, IL/Homewood Christian Academy


Has scored in double figures in two career games ... has played in 19 games this season ... came off the bench against Harvard in season opener and played nine minutes, scoring four points and grabbing four rebounds ... scored six points against IPFW ... finished with four points and seven rebounds versus Michigan while playing a season-high 16 minutes ... scored four points and grabbed five rebounds against DePaul ... had five points in nine minutes against Marist ... scored two points and hauled in two rebounds versus Villanova ... played 12 minutes off the bench in win at West Virginia and scored six points and grabbed three rebounds ... hit all three of his field goal attempts and finished with six points against Connecticut in six minutes off the bench ... scored six points in loss at Syracuse ... netted a season-high 14 points, including four free-throws, and 14 rebounds in only 27 minutes of play, earning first double-double of his career against Providence.

	Career Highs	2004-05 Season Highs
Points:	16 vs. Purdue (3-17-04)	14 vs. Providence (2-19-05)
Field Goals:	5 vs. Connecticut (3-11-04)	5 vs. Providence (2-19-05)
Field Goals Attempted:	9 vs. Providence (2-19-05)	9 vs. Providence (2-19-05)
Field-Goal Pct.:	1.000 on four occasions	1.000 on two occasions
Three-Point Field Goals:	—	—
Three-Point Field Goals Attempted:	—	—
Three-Point Field Goal Pct.:	—	—
Free Throws:	8 vs. Purdue (3-17-04)	4 vs. IPFW (11-23-04) 4 vs. Providence (2-19-05)
Free Throws Attempted:	9 vs. Providence (2-19-05)	9 vs. Providence (2-19-05)
Free-Throw Percentage:	1.000 on 10 occasions	.667 vs. IPFW (11-23-04)
Rebounds:	14 vs. Providence (2-15-05)	14 vs. Providence (2-15-05)
Assists:	2 vs. Purdue (3-17-04)	1 vs. Marist (12-22-04) vs. Providence (2-19-05)
Blocked Shots:	2 on three occasions	2 vs. Michigan (12-4-04)
Steals:	2 on three occasions	1 vs. West Virginia (1-19-05) vs. Pittsburgh (2-12-05)
Minutes:	27 vs. Providence (2-19-05)	27 vs. Providence (2-19-05)

Opp.	Min.	Total				Rebounds				PF	A	TO	BLK	Stl.	Pts.
		FG- FGA	Pct.	3FG- FGA	Pct.	FT- FTA	Pct.	Off.	Def.						
Harvard	9	2-4	.500	0-0	.000	0-3	.000	3	1	4	2	0	0	0	4
IPFW	12	1-3	.333	0-0	.000	4-6	.667	1	1	2	2	0	0	0	6
Charleston Southern	9	0-2	.000	0-0	.000	0-0	.000	1	0	1	1	0	1	0	0
at Michigan	16	2-4	.500	0-0	.000	0-0	.000	2	5	7	2	0	3	2	4
at Indiana	6	2-3	.667	0-0	.000	0-0	.000	0	0	0	3	0	2	0	4
DePaul	11	2-4	.500	0-0	.000	0-0	.000	3	2	5	0	0	2	0	4
Army	8	0-0	.000	0-0	.000	0-2	.000	2	1	3	1	0	1	1	0
Marist	9	2-3	.667	0-0	.000	1-4	.250	1	1	2	1	1	0	0	5
Western Illinois	4	0-0	.000	0-0	.000	0-0	.000	0	1	1	0	0	0	1	0
Samford	4	0-2	.000	0-0	.000	0-0	.000	0	0	0	0	0	0	0	0
at Seton Hall*	DNP														
Villanova*	8	1-2	.500	0-0	.000	0-0	.000	0	2	2	2	0	0	0	2
Syracuse*	DNP														
St. John's*	DNP														
at West Virginia*	12	3-5	.600	0-0	.000	0-0	.000	2	1	3	1	0	2	1	6
at Georgetown*	6	1-1	1.000	0-0	.000	0-0	.000	0	1	1	1	0	0	0	2
at Villanova*	10	2-3	.667	0-0	.000	0-2	.000	0	3	2	0	0	0	0	4
Connecticut*	6	3-3	1.000	0-0	.000	0-0	.000	1	0	1	1	0	1	1	6
at Syracuse*	11	3-4	.750	0-0	.000	0-2	.000	3	0	3	1	0	2	0	6
Boston College*	6	0-0	.000	0-0	.000	0-0	.000	1	1	2	1	0	2	0	0
at Pittsburgh*	13	0-1	.000	0-0	.000	1-2	.500	1	2	3	3	0	3	0	1
Georgetown*	9	0-0	.000	0-0	.000	1-2	.500	0	0	0	3	0	3	0	1
at Providence*	27	5-9	.555	0-0	.000	4-9	.444	8	6	14	3	1	0	0	14
at Connecticut*															
UCLA															
Rutgers*															
Pittsburgh*															

Cornett's Career Statistics

YEAR	G-S	MIN/AVG	3-Point				Rebounds				AVG.	AST.	STL	BLK	PF-D	PTS/AVG	
			FG- FGA	PCT.	FG- FGA	PCT.	FT- FTA	PCT.	O	D							TOT
2002-03	12-0	61/5.1	10-17	.588	0-0	.000	10-14	.714	2	11	13	1.1	2	0	3	7-0	30/2.5
BIG EAST	2-0	4/2.0	0-1	.000	0-0	.000	2-4	.500	1	0	1	0.5	0	0	0	0-0	2/1.0
2003-04	26-1	284/10.9	38-80	.475	0-0	.000	42-62	.677	38	51	89	3.4	4	11	7	32-0	118/4.5
BIG EAST	14-0	121/8.6	13-37	.400	0-0	.000	14-27	.519	19	25	44	3.1	0	5	2	14-0	40/2.0
2004-05	20-0	196/9.8	29-53	.547	0-0	.000	11-32	.344	29	28	57	2.9	2	2	7	28-0	69/3.5
BIG EAST	10-0	108/10.8	18-28	.643	0-0	.000	6-17	.353	16	16	32	3.2	1	2	2	16-0	42/4.2
TOTALS	58-1	541/9.3	77-150	.513	0-0	.000	63-108	.583	69	90	159	2.7	8	13	17	67-0	217/3.7
BIG EAST	26-0	233/9.0	31-66	.470	0-0	.000	22-48	.458	36	41	77	3.0	1	7	4	30-0	84/3.2



Torin Francis

34

6- 11 • 252 • Junior • Forward • Boston, MA/Tabor Academy


Captain of 2004-05 Irish ... has registered 21 career double-doubles ... scored in double figures in 45 of 77 career games and grabbed 10-plus rebounds in 26 career outings ... posted 21st career double-double in loss at

Syracuse with 15 points and 11 rebounds ... registered 20th career double-double in Notre Dame's second meeting against Villanova as he scored 19 points and grabbed 13 rebounds ... scored 19 points in win over Connecticut ... grabbed nine or more rebounds in 11 contests ... hauled in nine rebounds versus Harvard in season opener and first game back after missing final 12 games of the 2003-04 campaign ... scored 12 points in shooting 5-6 from the field against Michigan ... scored 11 points against IPFW for only other double-figures scoring effort of the season ... registered first double-double of the season and blocked 100th career shot against Indiana ... grabbed 500th career rebound versus DePaul ... grabbed nine rebounds against Army ... netted a season-high 13 points in the win over Marist ... posted second double-double of the year in the BIG EAST-opening defeat of Seton Hall, including a 6-7 effort from the charity stripe ... finished with 15 points and nine rebounds against Syracuse playing a season-high 35 minutes ... finished with nine points and nine rebounds against St. John's ... grabbed 600th rebound in loss at Syracuse ... scored 11 points and grabbed nine rebounds in win over Georgetown.

	Career	2004-05 Season Highs
Points:	25 vs. Arizona (3-27-03)	19 vs. Villanova (1-26-05) vs. Connecticut (1-30-05)
Field Goals:	10 vs. Arizona (3-27-03)	7 vs. Villanova (1-26-05) vs. Connecticut (1-30-05)
Field Goals Attempted:	15 vs. Rutgers (1-31-04)	14 vs. Connecticut (1-30-05)
Field-Goal Pct:	1.000 on four occasions	1.000 (1-1) vs. Charleston Southern (11-26-04)
Three-Point Field Goals:	1 vs. Arizona (3-27-03)	—
Three-Point Field Goals Attempted:	1 vs. Arizona (3-27-03)	—
Three-Point Field Goal Pct.:	1.000 (1-1) vs. Arizona (3-27-03)	—
Free Throws:	11 on two occasions	5 on three occasions
Free Throws Attempted:	17 vs. Syracuse (2-15-03)	8 vs. Villanova (1-26-05) vs. Syracuse (2-5-05)
Free-Throw Percentage:	1.000 on six occasions	1.000 on two occasions
Rebounds:	20 vs. Bucknell (11-22-03)	14 vs. Samford (12-30-04)
Assists:	4 vs. Virginia Tech (2-22-03)	2 vs. St. John's (1-15-05)
Blocked Shots:	8 vs. Texas (12-8-02)	3 vs. Georgetown (1-23-05)
Steals:	3 vs. Seton Hall (1-12-03)	1 on three occasions
Minutes:	40 on two occasions	35 vs. Syracuse (1-10-05)

Opp.	Min.	Total				Rebounds											Pts.
		FG- FGA	Pct.	3FG- FGA	Pct.	FT- FTA	Pct.	Off.	Def.	Total	PF	A	TO	BLK	Stl.		
Harvard (S)	32	2-6	.333	0-0	.000	3-5	.600	3	6	9	3	0	1	2	1	7	
IPFW (S)	28	4-9	.444	0-0	.000	3-5	.600	2	5	7	1	1	2	1	0	11	
Charleston Southern (S)	14	1-1	1.000	0-0	.000	2-2	1.000	2	1	3	0	0	4	0	0	4	
at Michigan (S)	17	5-6	.833	0-0	.000	2-4	.500	2	4	6	2	0	4	1	0	12	
at Indiana (S)	33	4-11	.364	0-0	.000	3-4	.750	5	8	13	2	0	1	1	0	11	
DePaul (S)	25	4-7	.571	0-0	.000	0-0	.000	2	1	3	1	1	0	0	0	8	
Army (S)	19	1-3	.333	0-0	.000	3-4	.750	5	4	9	1	1	0	1	0	3	
Marist (S)	24	5-7	.714	0-0	.000	3-3	1.000	1	7	8	2	1	2	0	0	13	
Western Illinois (S)	27	1-5	.200	0-0	.000	0-0	.000	5	5	10	1	1	2	2	0	2	
Samford (S)	22	0-4	.000	0-0	.000	0-2	.000	5	9	14	0	0	0	1	0	0	
at Seton Hall* (S)	34	6-12	.500	0-0	.000	3-4	.750	4	6	10	2	0	1	0	0	15	
Villanova* (S)	13	2-4	.500	0-0	.000	0-0	.000	2	0	2	3	0	1	0	0	4	
Syracuse* (S)	35	5-9	.556	0-0	.000	5-8	.625	4	5	9	4	1	4	0	0	15	
St. John's* (S)	33	2-9	.222	0-0	.000	5-6	.833	5	4	9	2	2	1	1	1	9	
at West Virginia* (S)	26	3-5	.600	0-0	.000	0-0	.000	0	3	3	4	1	1	1	1	6	
at Georgetown* (S)	21	1-4	.250	0-0	.000	0-0	.000	0	3	3	1	0	2	3	0	2	
at Villanova* (S)	30	7-12	.583	0-0	.000	5-8	.625	7	6	13	3	0	1	1	0	19	
Connecticut* (S)	31	7-14	.500	0-0	.000	5-7	.714	4	3	7	3	0	1	2	0	19	
at Syracuse* (S)	26	5-9	.556	0-0	.000	5-8	.625	5	6	11	4	0	1	0	0	15	
Boston College* (S)	35	2-9	.222	0-0	.000	2-4	.500	2	6	8	3	0	1	2	0	6	
at Pittsburgh* (S)	26	0-5	.000	0-0	.000	1-2	.500	2	5	7	1	0	4	2	0	1	
Georgetown* (S)	29	4-10	.400	0-0	.000	3-3	1.000	3	6	9	5	2	3	0	1	11	
at Providence* (S)	8	0-6	.000	0-0	.000	0-0	.000	4	1	5	0	0	2	0	0	0	
at Connecticut*																	
UCLA																	
Rutgers*																	
Pittsburgh*																	

Francis' Career Statistics																		
YEAR	G- S	MIN/AVG	FG- FGA	PCT.	3-Point			FT- FTA	PCT.	O	Rebounds			AST.	STL	BLK	PF- D	PTS/AVG
					FG- FGA	PCT.	PCT.				O	D	TOT					
2002-03	34-34	974/28.6	126-252	.500	1-1	1.000	124-181	.685	96	188	284	8.4	34	16	60	64-0	377/11.1	
BIG EAST	16-16	448/28.0	48-104	.462	0-0	.000	56-83	.675	34	71	105	6.6	19	7	23	29-0	152/9.5	
2003-04	20-20	632/31.6	98-181	.567	0-2	.000	88-129	.682	61	114	175	8.8	23	7	35	47-0	284/14.2	
BIG EAST	10-10	275/27.5	51-90	.567	0-0	.000	26-48	.542	26	42	68	6.8	6	1	13	23-0	128/12.8	
2004-05	23-23	588/25.6	71-167	.425	0-0	.000	51-79	.646	74	104	178	7.7	11	4	21	48-1	193/8.4	
BIG EAST	13-13	347/26.7	44-108	.407	0-0	.000	34-50	.680	42	54	96	7.4	6	3	12	35-1	122/9.4	
TOTALS	77-77	2194/28.5	295-600	.492	1-3	.333	263-389	.676	231	406	637	8.3	68	27	116	159-1	854/11.1	
BIG EAST	39-39	1070/27.4	143-302	.474	0-0	.000	116-181	.641	102	167	269	6.9	31	11	48	87-1	402/10.3	



Chris Quinn

2

6- 2 • 185 • Junior • Guard • Dublin, OH/Dublin Coffman

Captain of 2004-05 Irish ... 44 career games in double figures ... has played all 89 games of his career ... led the Irish in scoring in the first three games of the season (first time that he has led team in scoring in three straight contests) and in seven games over-


all ... current 12-game double-figure scoring streak is a career best ... matched his career-high 25 points for the third time in his career in loss at Pittsburgh as he connected on a career-high 10 field (on 15 attempts) and was 5-6 from three-point range ... it marked the eighth 20-plus point performance of his career ... registered 20-plus points for the sixth time in his career in season opener against Harvard as he led all scorers with 20 points ... dished off a season-high six assists against DePaul ... scored 21 points against Marist ... netted 11 points, dished off three assists and collected three rebounds vs. Western Illinois ... turned in a 16-point, 5-assist performance in the BIG EAST home opener against Villanova ... finished with 13 points, four rebounds and four assists against Syracuse ... grabbed a career-high seven rebounds against St. John's and also finished with 13 points and four assists ... played 39 minutes in win at West Virginia and finished with 13 points and dished off 200th career assist versus Mountaineers ... played all 40 minutes in win over Boston College and scored 10 points and dished off six assists while turning the ball over just once ... played 40 minutes against Georgetown and was a perfect 4-4 from the field, connecting on all four of his field goal attempts from three-point range ... led all scoring with 17 points against Providence ... has had 0 turnovers in five contests.

	Career Highs	2004-05 Season Highs
Points:	25 on three occasions	25 vs. Pittsburgh (2-12-05)
Field Goals:	10 vs. Pittsburgh (2-12-05)	10 vs. Pittsburgh (2-12-05)
Field Goals Attempted:	18 vs. Boston College (2-4-04)	15 vs. Harvard (11-19-04) vs. Pittsburgh (2-12-05)
Field-Goal Pct:	1.000 on two occasions	1.000 (4-4) vs. Georgetown (2-16-05)
Three-Point Field Goals:	6 vs. Quinnipiac (12-23-03)	5 vs. Pittsburgh (2-12-05)
Three-Point Field Goals Attempted:	10 vs. Syracuse (1-17-04)	8 vs. Charleston Southern (11-26-04)
Three-Point Field Goal Pct.:	1.000 on seven occasions	1.000 (4-4) on two occasions
Free Throws:	8 vs. Purdue (3-17-04)	7 vs. Harvard (11-19-04)
Free Throws Attempted:	9 vs. Purdue (3-17-04)	7 vs. Harvard (11-19-04)
Free-Throw Percentage:	1.000 on 24 occasions	1.000 on eight occasions
Rebounds:	7 vs. St. John's (1-15-05)	7 vs. St. John's (1-15-05)
Assists:	8 vs. Miami (1-28-04)	6 vs. DePaul (12-11-04)
Blocked Shots:	1 on 12 occasions	1 on four occasions
Steals:	6 on two occasions	6 vs. Harvard (11-19-04)
Minutes:	40 on six occasions	40 vs. Villanova (1-26-05) vs. Boston College (2-8-05) vs. Providence (2-19-05)

Opp.	Min.	Total			Rebounds			Rebounds										Pts.
		FG- FGA	Pct.	3FG- FGA	Pct.	FT- FTA	Pct.	Off.	Def.	Total	PF	A	TO	BLK	Stl.			
Harvard (S)	38	6-15	.400	1-6	.167	7-7	1.000	0	4	4	1	0	0	0	6	20		
IPFW (S)	28	5-7	.714	3-4	.750	2-3	.667	0	2	2	1	3	1	0	1	15		
Charleston Southern (S)	38	7-13	.538	3-8	.375	0-0	.000	1	2	3	0	1	0	0	2	17		
at Michigan (S)	39	2-11	.182	2-5	.400	0-0	.000	0	1	1	2	1	3	0	0	6		
at Indiana (S)	34	4-9	.444	3-6	.500	2-4	.500	0	3	3	3	3	1	0	3	13		
DePaul (S)	37	1-8	.125	1-4	.250	4-4	1.000	1	0	1	3	6	1	0	1	7		
Army (S)	34	3-9	.333	2-6	.333	0-0	.000	0	3	3	1	4	1	0	1	8		
Marist (S)	34	7-8	.875	4-4	1.000	3-5	.600	1	0	1	2	3	1	0	1	21		
Western Illinois (S)	32	3-11	.272	1-7	.142	4-4	1.000	0	3	3	1	3	1	1	0	11		
Samford (S)	38	4-10	.400	1-5	.200	0-0	.000	1	0	1	0	2	1	0	3	9		
at Seton Hall* (S)	34	1-7	.143	1-6	.167	0-0	.000	1	0	1	3	3	0	0	0	3		
Villanova* (S)	36	5-11	.455	4-6	.667	2-2	1.000	1	1	2	2	5	1	1	2	16		
Syracuse* (S)	35	4-9	.444	3-7	.429	2-2	1.000	3	1	4	3	4	2	0	1	13		
St. John's* (S)	38	5-12	.417	2-5	.400	1-1	1.000	3	4	7	0	4	1	1	1	13		
at West Virginia* (S)	39	4-9	.444	2-3	.667	3-3	1.000	2	2	4	2	3	2	0	1	13		
at Georgetown* (S)	38	4-10	.400	3-6	.500	2-2	1.000	1	4	5	0	3	0	0	0	13		
at Villanova* (S)	40	4-9	.444	3-6	.500	2-3	.667	0	4	4	1	4	1	1	0	13		
Connecticut* (S)	39	5-10	.500	2-5	.400	0-2	.000	0	3	3	0	3	1	0	3	12		
at Syracuse* (S)	39	4-8	.500	3-7	.429	1-2	.500	0	2	2	3	1	2	0	1	12		
Boston College* (S)	40	4-7	.571	1-2	.500	1-3	.333	0	4	4	2	6	1	1	1	10		
at Pittsburgh* (S)	39	10-15	.667	5-6	.833	0-0	.000	1	2	3	1	3	0	0	1	25		
Georgetown* (S)	40	4-4	1.000	4-4	1.000	6-7	.857	1	1	2	1	3	1	0	1	18		
at Providence* (S)	40	6-13	.462	5-8	.625	0-0	.000	2	3	5	0	4	3	0	0	17		
at Connecticut*																		
UCLA																		
Rutgers*																		
Pittsburgh*																		

Quinn's Career Statistics

YEAR	G-S	MIN/AVG	3-Point			Rebounds										PTS/AVG	
			FG- FGA	PCT.	FG- FGA	PCT.	FT- FTA	PCT.	O	D	TOT	AVG.	AST.	STL	BLK		PF-D
2002-03	34-0	521/15.3	43-90	.478	29-66	.439	16-20	.800	18	35	53	1.6	51	28	3	40-0	131/3.9
BIG EAST	16-0	210/13.1	15-33	.455	10-25	.400	8-10	.800	13	7	20	1.3	22	12	1	15-0	48/3.0
2003-04	32-25	1145/35.8	153-354	.432	74-195	.379	77-96	.802	15	80	95	3.0	104	47	5	62-0	457/14.3
BIG EAST	16-14	582/36.4	76-182	.418	38-105	.362	38-52	.731	8	41	49	3.1	60	26	4	29-0	228/14.3
2004-05	23-23	848/36.9	102-225	.453	59-126	.468	42-54	.778	19	49	68	3.0	72	30	5	32-0	305/13.3
BIG EAST	13-13	496/38.2	60-124	.484	38-71	.535	20-27	.741	15	31	46	3.5	46	12	4	18-0	178/13.7
TOTALS	89-48	2514/28.2	298-669	.445	162-387	.419	135-170	.794	52	164	216	2.4	227	105	13	134-0	893/10.0
BIG EAST	45-27	1288/28.6	151-339	.445	86-201	.428	66-89	.742	36	79	115	2.5	128	50	9	62-0	454/10.1



Russell Carter

43

6- 4 • 223 • Sophomore • Guard • Paulsboro, NJ/Paulsboro

Has played in 19 games ... had best outing of his career in posting personal bests of 11 points (first double-digit performance of his career) and seven rebounds while playing a career-high 20 minutes in the win over Samford ... finished 3-4 from the field and


4-6 from three-point range ... scored six points against DePaul as he finished 2-4 from the field ... saw his first action of the season against IPFW and scored two points... also played against Charleston Southern ... played 12 minutes, while registering personal-bests of five rebounds and two steals, against Army ... played a career-high 15 minutes and tallied seven points in the win over Marist ... had four points and four rebounds against Western Illinois ... scored five points in eight minutes against Seton Hall ... netted seven points in 10 minutes off the bench against Syracuse.

	Career Highs	2004-05 Season Highs
Points:	11 vs. Samford (12-30-04)	11 vs. Samford (12-30-04)
Field Goals:	3 on three occasions	3 on three occasions
Field Goals Attempted:	7 vs. Marist (12-22-04)	7 vs. Marist (12-22-04)
Field-Goal Pct:	1.000 on five occasions	1.000 on three occasions
Three-Point Field Goals:	1 on 10 occasions	1 on eight occasions
Three-Point Field Goals Attempted:	4 on two occasions	4 on two occasions
Three-Point Field Goal Pct.:	1.000 (1-1) on seven occasions	1.000 (1-1) on six occasions
Free Throws:	4 vs. Samford (12-30-04)	4 vs. Samford (12-30-04)
Free Throws Attempted:	6 vs. Samford (12-30-04)	6 vs. Samford (12-30-04)
Free-Throw Percentage:	1.000 (1-1) vs. DePaul (12-11-04)	1.000 vs. DePaul (12-11-04)
Rebounds:	7 vs. Samford (12-30-04)	7 vs. Samford (12-30-04)
Assists:	2 on two occasions	2 on two occasions
Blocked Shots:	1 on two occasions	1 vs. Marist (12-22-04)
Steals:	2 vs. Army (12-19-04)	2 vs. Army (12-19-04)
Minutes:	20 vs. Samford (12-30-04)	20 vs. Samford (12-30-04)

Opp.	Min.	Total			Rebounds			PF	A	TO	BLK	Stl.	Pts.			
		FG- FGA	Pct.	3FG- FGA	Pct.	FT- FTA	Pct.							Off.	Def.	Total
Harvard	DNP															
IPFW	6	1-2	.500	0-1	.000	0-0	.000	1	0	1	0	2	1	2		
Charleston Southern	2	0-0	.000	0-0	.000	0-0	.000	0	0	0	1	0	2	0		
at Michigan	DNP															
at Indiana	DNP															
DePaul	4	2-4	.500	1-2	.500	1-1	1.000	0	0	0	2	0	1	0	6	
Army	12	0-4	.000	0-2	.000	0-0	.000	4	1	5	2	0	1	0	2	
Marist	15	3-7	.429	1-2	.500	0-0	.000	2	1	3	1	0	1	1	0	7
Western Illinois	15	2-6	.333	0-1	.000	0-0	.000	3	1	4	4	1	1	0	0	4
Samford	20	3-4	.750	1-1	1.000	4-6	.667	4	3	7	3	2	3	0	1	11
at Seton Hall*	8	2-3	.667	1-1	1.000	0-0	.000	0	0	0	0	0	0	0	0	5
Villanova*	4	0-0	.000	0-0	.000	0-0	.000	0	1	0	2	0	0	0	0	0
Syracuse*	10	3-4	.750	1-1	1.000	0-1	.000	2	0	2	2	0	2	0	1	7
St. John's*	9	1-2	.500	0-1	.000	0-0	.000	0	1	1	1	1	1	0	0	2
at West Virginia*	4	1-1	1.000	1-1	1.000	0-0	.000	0	0	0	2	0	0	0	0	3
at Georgetown*	9	0-1	.000	0-0	.000	1-2	.000	1	0	1	1	0	1	0	0	1
at Villanova*	2	1-1	1.000	1-1	1.000	0-0	.000	0	0	0	0	0	1	0	0	3
Connecticut*	4	0-0	.000	0-0	.000	0-0	.000	0	1	1	2	1	1	0	0	0
at Syracuse*	3	0-2	.000	0-1	.000	0-2	.000	1	0	1	1	0	0	0	1	0
Boston College*	2	0-0	.000	0-0	.000	0-0	.000	0	1	1	0	0	1	0	0	0
at Pittsburgh*	11	1-1	1.000	1-1	1.000	0-0	.000	0	1	1	1	0	1	0	0	3
Georgetown*	2	0-0	.000	0-0	.000	0-0	.000	0	0	0	0	0	1	1	0	0
at Providence*	DNP															
at Connecticut*																
UCLA																
Rutgers*																
Pittsburgh*																

Carter's Career Statistics

YEAR	G- S	MIN/AVG	3-Point			Rebounds			PF- D	PTS/AVG							
			FG- FGA	PCT.	FG- FGA	PCT.	FT- FTA	PCT.			O	D	TOT	AVG.	AST.	STL	BLK
2003-04	11-0	23/2.1	3-9	.333	2-5	.400	1-2	.500	1	3	4	0.4	0	1	1	5-0	9/0.8
BIG EAST	4-0	5/1.3	2-3	.667	1-2	.500	0-0	.000	0	1	1	0.3	0	0	0	2-0	5/1.3
2004-05	19-0	142/7.5	20-42	.476	8-16	.500	6-12	.500	18	11	29	1.5	7	6	2	25-0	54/2.8
BIG EAST	12-0	68/5.7	9-15	.600	5-7	.714	1-5	.200	4	5	9	0.8	2	2	1	12-0	24/2.0
TOTALS	30-0	165/5.6	23-51	.451	10-21	.476	7-14	.500	19	14	33	1.1	7	7	3	30-0	63/2.1
BIG EAST	16-0	73/4.6	11-18	.611	6-9	.667	1-5	.200	4	6	10	0.6	2	2	1	14-0	29/1.8



Colin Falls

15

6- 5 • 204 • Sophomore • Guard • Park Ridge, IL/Loyola Academy

Has played in all 23 contests, and made starts in each of the last 16 games ... his six-game double-digit scoring streak was a career-high ... matched personal best with 23-point performance in Notre Dame's win over previously unbeaten Boston College as he connected on


a personal-best 8-14 shots and was 7-12 (also a career-high) from three-point range ... scored a career-high 23 points in win over St. John's as he connected on a personal best six three-pointers ... netted first 20-point performance of his career when he registered a then career-high 20 points against DePaul ... finished 7-10 from the field and 5-7 from three-point range ... followed that with a game-high 16-point effort against Army as he finished 5-9 from the field and 3-7 from three-point range ... dished off a career-best five assists against the Cadets ... prior to the DePaul game all of his field goals (8) and attempts (20) for the season had been from three-point range ... 3-4 against IPFW and 3-7 versus Michigan from three-point range ... ripped down a season-high five rebounds against Marist ... scored 17 points on 5-9 shooting versus Western Illinois ... tallied 19 points, including the game-winning three-pointer with four seconds remaining, in the BIG EAST opener versus Seton Hall ... led Irish in scoring for the fourth time this season with 19-point effort against West Virginia ... has scored in double figures in 13 career games ... has made 33 of his last 35 free-throw attempts ... hit three-pointer that gave the Irish the lead (54-53) with six seconds remaining in eventual loss at Georgetown ... played all 40 minutes for the first time in his career in Notre Dame's loss to Syracuse and finished with nine points ... had 13 points and tied a career-high with three steals against Georgetown ... has led the Irish in scoring in six contests.

	Career Highs	2004-05 Season Highs
Points:	23 vs. St. John's (1-15-05) vs. Boston College (2-8-05)	23 vs. DePaul (1-15-05) vs. Boston College (2-8-05)
Field Goals:	8 vs. Boston College (2-8-05)	8 vs. Boston College (2-8-05)
Field Goals Attempted:	16 vs. St. John's (1-15-05)	16 vs. St. John's (1-15-05)
Field-Goal Pct.:	1.000 on four occasions	.750 vs. IPFW (11-23-04)
Three-Point Field Goals:	7 vs. Boston College (2-8-05)	7 vs. Boston College (2-8-05)
Three-Point Field Goals Attempted:	13 vs. St. John's (1-15-05)	13 vs. St. John's (1-15-05)
Three-Point Field Goal Pct.:	1.000 on three occasions	.750 vs. IPFW (11-23-04)
Free Throws:	10 vs. Seton Hall (1-5-05)	10 vs. Seton Hall (1-5-05)
Free Throws Attempted:	11 vs. Seton Hall (1-5-05)	11 vs. Seton Hall (1-5-05)
Free-Throw Percentage:	1.000 on 13 occasions	1.000 on 10 occasions
Rebounds:	5 on three occasions	5 vs. Marist (12-22-04)
Assists:	5 vs. Army (12-19-04)	5 vs. Army (12-19-04)
Blocked Shots:	1 on four occasions	1 on four occasions
Steals:	3 on three occasions	3 vs. Connecticut (1-30-05) vs. Georgetown (2-16-05)
Minutes:	40 vs. Syracuse (2-5-05)	40 vs. West Virginia (2-5-05)

Opp.	Min.	Total			Rebounds												
		FG- FGA	Pct.	3FG- FGA	Pct.	FT- FTA	Pct.	Off.	Def.	Total	PF	A	TO	BLK	Stl.	Pts.	
Harvard	18	1-4	.250	1-4	.250	0-0	.000	0	0	0	0	0	0	0	0	0	3
IPFW	15	3-4	.750	3-4	.750	0-0	.000	0	0	0	3	0	0	0	1	9	
Charleston Southern	18	1-3	.333	1-3	.333	2-2	1.000	0	0	0	1	1	1	0	1	5	
at Michigan	24	3-7	.429	3-7	.429	0-0	.000	2	1	3	2	2	1	0	2	9	
at Indiana	16	0-2	.000	0-2	.000	0-0	.000	1	1	2	0	1	0	0	0	0	
DePaul	23	7-10	.700	5-7	.714	1-1	1.000	1	1	2	1	1	1	0	1	20	
Army	30	5-9	.556	3-7	.429	3-4	.750	0	3	3	0	5	0	1	2	16	
Marist (S)	28	2-7	.285	2-6	.333	0-0	.000	0	5	5	0	1	2	1	1	6	
Western Illinois (S)	29	5-9	.555	5-9	.555	2-2	1.000	1	2	3	2	2	3	0	1	17	
Samford (S)	28	3-7	.429	3-6	.500	0-0	.000	1	1	2	2	1	1	1	0	9	
at Seton Hall* (S)	34	3-10	.300	3-6	.500	10-11	.909	1	3	4	2	0	0	0	1	19	
Villanova* (S)	37	3-6	.500	3-5	.600	7-7	1.000	0	2	2	3	2	0	1	0	16	
Syracuse* (S)	32	3-9	.333	3-9	.333	5-5	1.000	0	3	3	4	3	2	0	0	14	
St. John's* (S)	34	7-16	.438	6-13	.463	3-3	1.000	0	2	2	4	1	1	0	0	23	
at West Virginia* (S)	38	5-13	.385	5-12	.417	4-4	1.000	0	4	4	1	2	0	0	0	19	
at Georgetown* (S)	33	3-7	.429	3-6	.500	4-5	.800	0	0	0	4	0	0	0	1	13	
at Villanova* (S)	34	1-6	.167	1-4	.250	0-0	.000	1	3	4	5	1	2	0	0	3	
Connecticut* (S)	30	2-11	.182	2-10	.200	3-3	1.000	1	2	3	4	3	1	0	2	9	
at Syracuse* (S)	40	3-9	.333	3-8	.375	0-0	.000	1	0	1	2	4	0	1	0	9	
Boston College* (S)	39	8-14	.571	7-12	.583	0-0	.000	0	4	4	2	1	0	0	0	23	
at Pittsburgh* (S)	34	2-11	.182	1-10	.100	3-3	1.000	0	1	1	2	1	2	0	1	8	
Georgetown* (S)	39	2-8	.250	2-7	.286	7-7	1.000	1	0	1	1	1	1	0	3	13	
at Providence* (S)	36	3-12	.250	3-11	.273	0-0	.000	0	3	3	2	2	1	0	1	9	
at Connecticut*																	
UCLA																	
Rutgers*																	
Pittsburgh*																	

Falls' Career Statistics

YEAR	G-S	MIN/AVG	3-Point			Rebounds												
			FG- FGA	PCT.	FG- FGA	PCT.	FT- FTA	PCT.	O	D	TOT	AVG.	AST.	STL	BLK	PF- D	PTS/AVG	
2003-04	32-8	499/15.6	47-115	.409	37-94	.394	16-23	.696	12	30	42	1.3	28	11	3	38-0	147/4.6	
BIG EAST	16-2	196/12.3	19-45	.422	16-39	.410	11-16	.688	6	12	18	1.1	11	6	1	21-0	65/4.1	
2004-05	23-16	689/30.0	75-194	.387	68-168	.405	54-57	.947	11	41	52	2.3	35	18	5	47-1	272/11.8	
BIG EAST	13-13	460/35.4	45-132	.341	42-113	.372	46-48	.958	5	27	32	2.5	21	9	2	36-1	178/13.7	
TOTALS	55-24	1188/21.6	122-309	.395	105-262	.401	70-80	.875	23	71	94	1.7	63	29	8	85-1	419/7.6	
BIG EAST	29-15	656/22.6	61-177	.345	58-152	.382	57-64	.890	11	39	50	1.7	32	15	3	57-1	243/8.4	



Omari Isreal

5

6-9 • 233 • Sophomore • Forward • Rockville, MD/Our Lady of Good Counsel

Did not play during the 2003-04 season while recovering from ACL surgery in February of 2003 ... has played in 14 games ... made appearance in first-ever BIG EAST game versus St. John's and played seven minutes ... saw action in his first collegiate game in the


season opener against Harvard and scored three points ... registered career-bests of four points and three rebounds against Charleston Southern ... grabbed three rebounds in the Indiana and Army games ... dished off three assists in seven minutes against DePaul ... scored two points and grabbed a rebound in the Western Illinois game ... grabbed two rebounds against Georgetown... saw action against Providence, scoring two points.

	Career Highs	2004-05 Season Highs
Points:	4 vs. Charleston Southern (11-26-04)	4 vs. Charleston Southern (11-26-04)
Field Goals:	1 on six occasions	1 on six occasions
Field Goals Attempted:	3 on two occasions	3 on two occasions
Field-Goal Pct:	.500 on three occasions	.500 on three occasions
Three-Point Field Goals:	1 vs. Harvard (11-19-04)	1 vs. Harvard (11-19-04)
Three-Point Field Goals Attempted:	1 vs. Harvard (11-19-04)	1 vs. Harvard (11-19-04)
Three-Point Field Goal Pct.:	1.000 vs. Harvard (11-19-04)	1.000 vs. Harvard (11-19-04)
Free Throws:	2 vs. Charleston Southern (11-26-04)	2 vs. Charleston Southern (11-26-04)
Free Throws Attempted:	2 vs. Charleston Southern (11-26-04)	2 vs. Charleston Southern (11-26-04)
Free-Throw Percentage:	1.000 (2-2) vs. Charleston Southern (11-26-04)	1.000 (2-2) vs. Charleston Southern (11-26-04)
Rebounds:	3 on three occasions	3 on three occasions
Assists:	3 vs. Harvard (12-11-04)	3 vs. Harvard (12-11-04)
Blocked Shots:	-	-
Steals:	1 on two occasions	1 on two occasions
Minutes:	14 vs. IPFW (11-23-04)	14 vs. IPFW (11-23-04)

Opp.	Min.	Total				Rebounds				PF	A	TO	BLK	Stl.	Pts.	
		FG- FGA	Pct.	3FG- FGA	Pct.	FT- FTA	Pct.	Off.	Def.							Total
Harvard	7	1-3	.333	1-1	1.000	0-0	.000	1	0	1	1	1	0	0	1	3
IPFW	14	1-2	.500	0-0	.000	0-0	.000	1	0	1	1	0	1	0	0	2
Charleston Southern	13	1-2	.500	0-0	.000	2-2	.000	1	2	3	2	0	0	0	1	4
at Michigan	1	0-0	.000	0-0	.000	0-0	.000	0	0	0	0	0	0	0	0	0
at Indiana	9	0-1	.000	0-0	.000	0-2	.000	2	1	3	0	0	0	0	0	0
DePaul	7	0-0	.000	0-0	.000	0-1	.000	0	1	1	2	3	1	0	0	0
Army	10	1-3	.333	0-0	.000	0-0	.000	2	1	3	1	0	1	1	0	0
Marist	5	0-1	.000	0-0	.000	0-0	.000	0	0	0	1	0	0	0	0	0
Western Illinois	3	1-2	.500	0-0	.000	0-1	.000	0	1	1	0	0	0	0	0	2
Samford	7	0-1	.000	0-0	.000	0-0	.000	0	0	0	1	0	1	0	0	0
at Seton Hall*	DNP															
Villanova*	DNP															
Syracuse*	DNP															
St. John's*	7	0-2	.000	0-0	.000	0-0	.000	0	1	1	4	0	0	0	0	0
at West Virginia*	1	0-0	.000	0-0	.000	0-0	.000	0	1	1	0	0	1	0	0	0
at Georgetown*	1	0-0	.000	0-0	.000	0-0	.000	1	1	2	2	0	1	0	0	0
at Villanova*	DNP															
Connecticut*	DNP															
at Syracuse*	DNP															
Boston College*	DNP															
at Pittsburgh*	DNP															
Georgetown*	DNP															
at Providence*	4	1-2	.500	0-0	.000	0-1	.000	0	1	1	3	0	0	0	0	2
at Connecticut*																
UCLA																
Rutgers*																
Pittsburgh*																

Isreal's Career Statistics

YEAR	G- S	MIN/AVG	3-Point				Rebounds				AST.	STL	BLK	PF- D	PTS/AVG		
			FG- FGA	PCT.	FG- FGA	PCT.	FT- FTA	PCT.	O	D						TOT	AVG.
2004-05	14-0	89/6.4	6-19	.316	1-1	1.000	2-7	.286	6	12	18	1.3	4	2	0	21-0	15/1.1
BIG EAST	4-0	13/3.3	1-3	.333	0-0	.000	0-1	.000	1	4	5	1.3	0	0	0	9-0	2/0.5
TOTALS	14-0	89/6.4	6-19	.316	1-1	1.000	2-7	.286	6	12	18	1.3	4	2	0	21-0	15/1.1
BIG EAST	4-0	13/3.3	1-3	.333	0-0	.000	0-1	.000	1	4	5	1.3	0	0	0	9-0	2/0.5



Rob Kurz

31

6- 9 • 219 • Freshman • Forward • Lower Gwynedd, PA/Penn Charter


Lone freshman on the 2004-05 Irish roster ... has played in 12 games off the bench ... grabbed a career-high four rebounds versus IPFW ... had an assist and blocked shot against Army ... netted a career-high three points versus Marist ... scored two points against Western Illinois ... saw action in his first BIG EAST contest versus West Virginia, playing one minute ... also saw action against Georgetown and Providence ... sister Laura is a freshman on the Duke women's basketball team.

	Career Highs	2004-05 Season Highs
Points:	3 vs. Marist (12-22-04)	3 vs. Marist (12-22-04)
Field Goals:	1 on three occasions	1 on three occasions
Field Goals Attempted:	3 vs. Western Illinois (12-28-04)	3 vs. Western Illinois (12-28-04)
Field-Goal Pct:	1.000 vs IPFW (11-23-04)	1.000 vs. IPFW (11-23-04)
Three-Point Field Goals:	—	—
Three-Point Field Goals Attempted:	1 vs. Army (12-19-04)	1 vs. Army (12-19-04)
	vs. Samford (12-30-04)	vs. Samford (12-30-04)
Three-Point Field Goal Pct.:	—	—
Free Throws:	1 on two occasions	1 on two occasions
Free Throws Attempted:	2 vs. Charleston Southern (11-26-04)	2 vs. Charleston Southern (11-26-04)
Free-Throw Percentage:	1.000 vs. Marist (12-22-04)	1.000 vs. Marist (12-22-04)
Rebounds:	4 vs. IPFW (11-23-04)	4 vs. IPFW (11-23-04)
Assists:	1 vs. Army (12-19-04)	1 vs. Army (12-19-04)
Blocked Shots:	1 on two occasions	1 on two occasions
Steals:	1 vs. Indiana (12-8-04)	1 vs. Indiana (12-8-04)
Minutes:	12 vs. IPFW (11-23-04)	12 vs. IPFW (11-23-04)

Opp.	Min.	Total				Rebounds				PF	A	TO	BLK	Stl.	Pts.	
		FG- FGA	Pct.	3FG- FGA	Pct.	FT- FTA	Pct.	Off.	Def.							Total
Harvard	5	0-0	.000	0-0	.000	0-0	.000	0	1	1	1	0	1	1	0	0
IPFW	12	1-1	1.000	0-0	.000	0-0	.000	1	3	4	1	0	2	0	0	2
Charleston Southern	5	0-0	.000	0-0	.000	1-2	.500	1	1	2	1	0	1	0	0	1
at Michigan	DNP															
at Indiana	1	0-0	.000	0-0	.000	0-0	.000	0	0	0	0	0	0	0	1	0
DePaul	2	0-0	.000	0-0	.000	0-0	.000	0	0	0	0	0	0	0	0	0
Army	4	0-2	.000	0-1	.000	0-0	.000	0	1	1	1	1	0	1	0	0
Marist	4	1-2	.500	0-0	.000	1-1	1.000	0	0	0	0	0	0	0	0	3
Western Illinois	3	1-3	.333	0-0	.000	0-0	.000	1	0	1	0	0	1	0	0	2
Samford	4	0-1	.000	0-1	.000	0-0	.000	0	0	0	0	0	0	0	0	0
at Seton Hall*	DNP															
Villanova*	DNP															
Syracuse*	DNP															
St. John's*	DNP															
at West Virginia*	1	0-0	.000	0-0	.000	0-0	.000	0	0	0	0	0	0	0	0	0
at Georgetown*	DNP															
at Villanova*	DNP															
Connecticut*	DNP															
at Syracuse*	DNP															
Boston College*	DNP															
at Pittsburgh*	DNP															
Georgetown*	1	0-0	.000	0-0	.000	0-0	.000	0	0	0	0	0	0	0	0	0
at Providence*	2	0-0	.000	0-0	.000	0-0	.000	0	0	0	0	0	0	0	0	0
at Connecticut*																
UCLA																
Rutgers*																
Pittsburgh*																

Kurz' Career Statistics

YEAR	G- S	MIN/AVG	3-Point				Rebounds				AST.	STL	BLK	PF- D	PTS/AVG		
			FG- FGA	PCT.	FG- FGA	PCT.	FT- FTA	PCT.	O	D						TOT	AVG.
2004-05	12-0	46/3.8	3-9	.333	0-2	.000	2-3	.667	3	6	9	0.9	1	1	2	4-0	8/0.7
BIG EAST	3-0	3/1.0	0-0	.000	0-0	.000	0-0	.000	0	0	0	0.0	0	0	0	0-0	0/0.0
TOTALS	12-0	46/3.8	3-9	.333	0-2	.000	2-3	.667	3	6	9	0.9	1	1	2	4-0	8/0.7
BIG EAST	3-0	3/1.0	0-0	.000	0-0	.000	0-0	.000	0	0	0	0.0	0	0	0	0-0	0/0.0



Greg Bosl


55

6- 1 • 198 • Senior • Guard • Syosset, NY/St. Dominic

Second-year walk-on ... had surgery to remove a screw after breaking left foot in August ... played in six games during his first season ... has seen action in three games this season ... saw first action of the season against Marist and picked up his first career assist ... grabbed first career rebound and made first career steal against Western Illinois ... also saw action in the Samford contest ...

Bosl's Career Statistics

YEAR	G- S	MIN/AVG	FG- FGA	PCT.	3- Point		FT- FTA	PCT.	Rebounds			AST.	STL	BLK	PF- D	PTS/AVG	
					FG- FGA	PCT.			O	D	TOT						AVG.
2003- 04	6- 0	4/0.7	1- 3	.333	1- 3	.333	0- 0	.000	0	0	0	0.0	0	0	0	0- 0	3/0.5
BIG EAST	2- 0	1/0.5	0- 1	.000	0- 1	.000	0- 0	.000	0	0	0	0.0	0	0	0	0- 0	0/0.0
2004- 05	4- 0	5/1.3	0- 0	.000	0- 0	.000	0- 0	.000	0	1	0	0.3	1	1	0	0- 0	0/0.0
BIG EAST	1- 0	1/1.0	0- 0	.000	0- 0	.000	0- 0	.000	0	0	0	0.0	0	0	0	0- 0	0/0.0
TOTALS	10- 0	9/0.9	1- 3	.333	1- 3	.333	0- 0	.000	0	1	0	0.1	1	1	0	0- 0	3/0.3
BIG EAST	3- 0	2/0.7	0- 1	.000	0- 1	.000	0- 0	.000	0	0	0	0.0	0	0	0	0- 0	0/0.0



Chris Murphy


24

6- 6 • 210 • Junior • Forward • Downers Grove, IL/Benet Academy

First-year member of team as a walk-on ... did not dress for the IPFW and Charleston Southern contests due to a foot injury ... earned first collegiate appearance in the win over Marist, playing one minute ... played one minutes in win at West Virginia, seeing action in his first BIG EAST contest.

Murphy's Career Statistics

YEAR	G- S	MIN/AVG	FG- FGA	PCT.	3- Point		FT- FTA	PCT.	Rebounds			AST.	STL	BLK	PF- D	PTS/AVG
					FG- FGA	PCT.			O	D	TOT					
2004- 05	2- 0	2/1.0	0- 0	.000	0- 0	.000	0- 0	.000	0	0	0	0.0	0	0	1- 0	0/0.0
BIG EAST	2- 0	1/1.0	0- 0	.000	0- 0	.000	0- 0	.000	0	0	0	0.0	0	0	0- 0	0/0.0
TOTALS	2- 0	2/1.0	0- 0	.000	0- 0	.000	0- 0	.000	0	0	0	0.0	0	0	1- 0	0/0.0
BIG EAST	1- 0	1/1.0	0- 0	.000	0- 0	.000	0- 0	.000	0	0	0	0.0	0	0	0- 0	0/0.0



Ben Nickol

21

6- 5 • 218 • Junior • Forward • Coueur d'Alene, ID/Gonzaga Academy

First-year member of team as a walk-on ... has played in six games ... registered first career points when he scored two points against Army ... saw action in his first collegiate game against IPFW and played one minute ... also played one minute versus Charleston Southern ... got one minute of action against Marist ... played two minutes against Western Illinois ... saw action in his first BIG EAST contest in Notre Dame's win at West Virginia.

Nickol's Career Statistics

YEAR	G- S	MIN/AVG	FG- FGA	PCT.	3- Point			Rebounds			AST.	STL	BLK	PF- D	PTS/AVG		
					FG- FGA	PCT.	FT- FTA	PCT.	O	D						TOT	AVG.
2004- 05	6- 0	7/1.2	1- 3	.333	0- 1	.000	0- 0	.000	0	0	0	0.0	0	1	0	0- 0	2/0.3
BIG EAST	1- 0	1/1.0	0- 0	.000	0- 0	.000	0- 0	.000	0	0	0	0.0	0	0	0	0- 0	0/0.0
TOTALS	6- 0	7/1.2	1- 3	.333	0- 1	.000	0- 0	.000	0	0	0	0.0	0	1	0	0- 0	2/0.3
BIG EAST	1- 0	1/1.0	0- 0	.000	0- 0	.000	0- 0	.000	0	0	0	0.0	0	0	0	0- 0	0/0.0

BIG EAST Career Statistics

Russell Carter's Career Stats vs. The BIG EAST

Opponent	G- GS Min.	3Pt.			Reb.	A	PF	BS	ST	Pts.	
		FG- FGA	FG- FGA	FT- FTA							
Boston College	1-0	2/2.0	0-0	0-0	0-0	1/1.0	0	0	0	0	0/0.0
Connecticut	1-0	4/4.0	0-0	0-0	0-0	1/1.0	1	2	0	0	4/4.0
Georgetown	3-0	12/4.0	1-2	0-0	1-2	1/0.3	0	2	1	0	3/1.0
Pittsburgh	1-0	11/11.0	1-1	1-1	0-0	1/1.0	0	1	0	0	3/3.0
Providence	1-0	2/2.0	0-1	0-1	0-0	1/1.0	0	0	0	0	0/0.0
Rutgers	1-0	1/1.0	0-0	0-0	0-0	0/0.0	0	0	0	0	0/0.0
St. John's	2-0	11/5.5	2-3	1-2	0-0	1/0.5	1	2	0	0	5/2.5
Seton Hall	1-0	8/8.0	2-3	1-1	0-0	0/0.0	0	0	0	0	5/5.0
Syracuse	2-0	13/6.5	3-6	1-3	0-3	3/1.5	0	3	0	2	7/3.5
Villanova	2-0	6/3.0	1-1	1-1	0-0	1/0.5	0	2	0	0	3/1.5
West Virginia	1-1	4/4.0	1-1	1-1	0-0	0/0.0	0	2	0	0	3/3.0

Rick Cornett's Career Stats vs. The BIG EAST

Opponent	G- GS Min.	3Pt.			Reb.	A	PF	BS	ST	Pts.	
		FG- FGA	FG- FGA	FT- FTA							
Boston College	2-0	7/3.5	0-0	0-0	1-2	2/1.0	0	1	0	0	3/1.5
Connecticut	4-0	61/15.3	11-22	0-0	8-12	16/4.0	1	1	1	0	30/7.5
Georgetown	3-0	33/11.0	3-4	0-0	3-4	9/3.0	0	6	1	0	9/3.0
Pittsburgh	2-0	18/9.0	0-1	0-0	1-2	4/2.0	0	4	0	1	1/0.5
Providence	2-0	43/21.5	5-12	0-0	6-13	19/9.5	1	3	0	0	16/8.0
Rutgers	1-0	1/1.0	0-1	0-0	0-0	0/0.0	0	0	0	0	0/0.0
St. John's	1-0	12/12.0	1-7	0-0	4-6	9/9.0	0	1	0	2	6/6.0
Seton Hall	1-0	11/11.0	3-4	0-0	0-2	3/3.0	0	2	1	1	6/6.0
Syracuse	3-0	28/9.3	7-9	0-0	0-3	5/1.7	0	1	0	1	14/4.7
Villanova	3-0	15/5.0	3-6	0-0	0-4	8/2.7	0	3	0	0	6/2.0
West Virginia	4-0	23/5.8	4-8	0-0	4-4	6/1.5	0	0	1	1	12/3.0

Jordan Cornette's Career Stats vs. The BIG EAST

Opponent	G- GS Min.	3Pt.			Reb.	A	PF	BS	ST	Pts.	
		FG- FGA	FG- FGA	FT- FTA							
Boston College	3-3	81/27.0	6-19	3-6	1-5	20/6.7	6	9	5	2	16/5.3
Connecticut	6-5	162/27.0	9-31	7-17	0-0	29/4.8	2	7	11	10	25/4.2
Georgetown	7-5	163/23.3	15-26	6-14	4-6	29/4.4	8	23	9	6	39/5.6
Pittsburgh	7-4	137/19.6	7-23	4-16	3-7	29/4.1	3	17	3	4	21/3.0
Providence	4-3	81/20.3	7-13	4-8	5-7	19/4.8	2	14	9	5	27/6.8
Rutgers	5-3	98/19.6	5-14	1-3	7-10	26/5.2	4	13	12	2	19/3.8
St. John's	5-2	109/21.8	11-28	5-17	2-2	24/4.8	11	8	6	5	29/5.8
Seton Hall	6-4	152/24.4	9-25	3-9	2-3	38/6.3	7	11	10	10	23/3.8
Syracuse	7-4	99/14.1	1-13	1-7	0-2	18/2.6	3	12	4	1	3/0.4
Villanova	4-3	125/31.3	4-17	2-14	0-0	14/3.5	5	13	8	2	10/2.5
West Virginia	7-5	180/25.7	12-31	6-14	2-7	43/6.1	10	12	15	11	32/4.6

Colin Falls' Career Stats vs. The BIG EAST

Opponent	G- GS Min.	3Pt.			Reb.	A	PF	BS	ST	Pts.	
		FG- FGA	FG- FGA	FT- FTA							
Boston College	2-2	49/24.5	9-15	8-13	0-0	6/3.0	1	4	0	0	26/13.0
Connecticut	4-1	75/18.8	6-23	4-20	5-6	8/2.0	4	5	1	3	21/5.3
Georgetown	3-2	87/29.0	6-19	6-16	11-12	2/0.4	1	8	0	5	29/9.7
Pittsburgh	3-1	51/17.0	4-16	3-15	3-3	1/0.3	2	4	0	1	14/4.7
Providence	2-1	55/27.5	3-17	3-11	0-0	6/3.0	4	3	0	4	9/4.5
Rutgers	1-0	9/9.0	2-3	0-0	0-0	0/0.0	0	0	0	0	6/6.0
St. John's	2-1	50/25.0	11-21	9-17	3-3	3/1.5	3	7	1	0	34/17.0
Seton Hall	2-1	38/19.0	3-10	3-6	10-11	4/2.0	0	3	0	1	19/9.5
Syracuse	4-2	95/23.8	7-20	7-19	7-8	7/1.8	9	7	1	0	28/7.0
Villanova	3-3	92/30.7	8-17	8-14	7-8	8/2.7	3	8	1	0	31/10.3
West Virginia	3-2	61/20.3	7-17	7-16	6-6	6/2.0	3	2	0	0	27/9.0

Torin Francis' Career Stats vs. The BIG EAST

Opponent	G- GS Min.	3Pt.			Reb.	A	PF	BS	ST	Pts.	
		FG- FGA	FG- FGA	FT- FTA							
Boston College	3-3	100/33.3	10-24	0-0	7-13	18/6.0	2	9	5	2	27/9.0
Connecticut	3-3	62/20.7	10-26	0-0	7-13	17/5.7	1	5	3	0	27/9.0
Georgetown	4-4	107/26.8	8-21	0-0	9-10	23/5.8	4	10	9	2	25/6.3
Pittsburgh	5-5	127/25.4	13-30	0-0	3-11	30/6.0	5	7	3	1	29/5.8
Providence	2-2	38/19.0	4-13	0-0	5-6	13/6.5	0	2	0	0	13/6.5
Rutgers	3-3	86/28.7	12-28	0-0	14-18	16/5.3	4	5	6	0	38/12.7
St. John's	2-2	70/35.0	8-22	0-0	12-16	15/7.5	2	3	2	1	28/14.0
Seton Hall	3-3	88/29.3	12-27	0-0	10-14	27/9.0	1	4	2	4	34/11.3
Syracuse	5-5	164/32.8	24-41	0-0	35-53	47/9.4	5	14	7	0	83/16.6
Villanova	3-3	63/21.0	14-26	0-0	6-10	20/6.7	1	10	1	0	34/11.3
West Virginia	4-4	108/27.0	17-32	0-0	8-16	23/5.8	4	9	6	1	42/10.5

Omari Isreal's Career Stats vs. The BIG EAST

Opponent	G- GS Min.	3Pt.			Reb.	A	PF	BS	ST	Pts.	
		FG- FGA	FG- FGA	FT- FTA							
Boston College	—	—	—	—	—	—	—	—	—	—	—
Connecticut	—	—	—	—	—	—	—	—	—	—	—
Georgetown	1-0	1/1.0	0-0	0-0	0-0	2/2.0	0	2	0	0	0
Pittsburgh	—	—	—	—	—	—	—	—	—	—	—
Providence	1-0	4/4.0	1-2	0-0	0-1	1/1.0	0	3	0	0	2
Rutgers	—	—	—	—	—	—	—	—	—	—	—
St. John's	1-0	7/7.0	0-2	0-0	0-0	1/1.0	0	4	0	0	0
Seton Hall	—	—	—	—	—	—	—	—	—	—	—
Syracuse	—	—	—	—	—	—	—	—	—	—	—
Villanova	—	—	—	—	—	—	—	—	—	—	—
West Virginia	—	—	—	—	—	—	—	—	—	—	—

Rob Kurz' Career Stats vs. The BIG EAST

Opponent	G- GS Min.	3Pt.			Reb.	A	PF	BS	ST	Pts.	
		FG- FGA	FG- FGA	FT- FTA							
Boston College	—	—	—	—	—	—	—	—	—	—	—
Connecticut	—	—	—	—	—	—	—	—	—	—	—
Georgetown	1-0	1/1.0	0-0	0-0	0-0	0/0.0	0	0	0	0	0/0.0
Pittsburgh	—	—	—	—	—	—	—	—	—	—	—
Providence	1-0	2/2.0	0-0	0-0	0-0	0/0.0	0	0	0	0	0/0.0
Rutgers	—	—	—	—	—	—	—	—	—	—	—
St. John's	—	—	—	—	—	—	—	—	—	—	—
Seton Hall	—	—	—	—	—	—	—	—	—	—	—
Syracuse	—	—	—	—	—	—	—	—	—	—	—
Villanova	—	—	—	—	—	—	—	—	—	—	—
West Virginia	1-0	1/1.0	0-0	0-0	0-0	0/0.0	0	0	0	0	0/0.0

Dennis Latimore's Career Stats vs. The BIG EAST

Opponent	G- GS Min.	3Pt.			Reb.	A	PF	BS	ST	Pts.	
		FG- FGA	FG- FGA	FT- FTA							
Boston College	1-0	23/23.0	5-8	0-0	0-0	1/1.0	1	1	1	4	10/10.0
Connecticut	1-0	25/25.0	6-10	0-0	0-2	9/9.0	0	0	0	1	12/12.0
Georgetown	2-0	33/16.5	5-10	0-0	0-0	3/1.5	2	3	0	1	10/5.0
Pittsburgh	1-0	19/19.0	1-4	0-0	0-1	2/2.0	0	4	0	0	2/2.0
Providence	1-0	9/9.0	2-4	0-0	1-2	2/2.0	0	0	1	0	5/5.0
Rutgers	—	—	—	—	—	—	—	—	—	—	—
St. John's	1-0	13/13.0	0-4	0-0	0-0	1/1.0	1	1	0	0	0/0.0
Seton Hall	1-1	20/20.0	2-5	0-0	0-3	2/2.0	1	1	0	1	4/4.0
Syracuse	2-1	54/27.0	7-13	0-0	0-0	10/5.0	1	6	2	1	14/7.0
Villanova	2-1	40/20.0	6-19	0-0	2-2	14/7.0	2	4	1	0	14/7.0
West Virginia	1-0	8/8.0	0-2	0-0	1-2	2/2.0	0	0	0	0	1/1.0

BIG EAST Career Statistics

Chris Quinn's Career Stats vs. The BIG EAST

Opponent	G- GS	Min.	3Pt.			Reb.	A	PF	BS	ST	Pts.
			FG- FGA	FG- FGA	FT- FTA						
Boston College	3-2	88/29.3	16-29	8-13	5-7	8/2.7	9 3	2 6			45/15.0
Connecticut	5-4	154/30.8	19-52	9-26	5-12	13/2.6	9 0	1 5			52/10.4
Georgetown	5-3	158/31.6	16-31	12-20	15-19	13/2.6	17 6	0 5			61/12.2
Pittsburgh	5-3	141/28.2	17-40	10-23	3-4	12/2.4	12 8	1 4			47/9.4
Providence	3-2	81/27.0	10/22	6-13	4-6	9/3.0	8 2	0 2			30/10.0
Rutgers	3-1	59/19.7	7-15	3-9	4-4	4/1.3	2 4	1 4			21/7.0
St. John's	3-2	93/31.0	10-26	5-14	1-1	11/3.7	10 6	2 5			26/8.7
Seton Hall	4-2	103/25.8	6-17	3-11	6-8	7/1.8	10 6	0 5			21/5.3
Syracuse	6-4	179/29.8	24-50	16-38	9-11	14/2.3	18 11	0 6			73/12.2
Villanova	3-2	109/36.3	13-31	8-18	8-9	11/3.7	13 4	2 5			42/14.0
West Virginia	5-2	136/27.2	13-33	8-19	5-5	13/2.6	11 5	0 3			39/7.8

Chris Thomas' Career Stats vs. The BIG EAST

Opponent	G- GS	Min.	3Pt.			Reb.	A	PF	BS	ST	Pts.
			FG- FGA	FG- FGA	FT- FTA						
Boston College	3-3	119/39.7	17-46	7-18	17-21	16/5.3	20 8	1 8			56/18.7
Connecticut	6-6	232/38.7	41-114	18-47	21-23	24/4.0	40 12	1 12			121/20.2
Georgetown	7-7	304/43.4	40-110	14-46	44-52	24/5.7	48 15	2 12			138/19.7
Pittsburgh	7-7	271/38.7	48-106	21-45	6-7	24/3.4	42 17	1 9			123/17.6
Providence	4-4	157/39.3	22-62	9-32	16-19	24/6.0	21 5	0 5			69/17.3
Rutgers	5-5	157/39.0	27-75	13-40	25-26	24/4.8	35 13	0 9			92/18.4
St. John's	5-5	186/37.2	24-63	16-36	13-15	21/4.2	37 13	0 6			77/15.4
Seton Hall	6-6	232/38.7	32-81	10-25	24-29	25/4.2	30 10	2 11			98/16.3
Syracuse	8-8	312/39.0	33-117	18-65	12-19	31/3.9	50 16	0 16			96/12.0
Villanova	4-4	159/39.8	23-62	9-24	26-29	15/3.8	20 11	0 8			69/20.3
West Virginia	7-7	255/36.4	38-92	17-48	27-32	27/5.3	50 13	1 12			120/17.1

2004-05 Game-By-Game Statistics

<u>Opponent</u>	<u>Overall</u>		<u>3-Point</u>		<u>FT-A</u>	<u>Pct.</u>	<u>O-D-Tot.</u>	<u>PF</u>	<u>A</u>	<u>TO</u>	<u>B</u>	<u>S</u>	<u>Pts</u>
	<u>FG-A</u>	<u>Pct.</u>	<u>FG-A</u>	<u>Pct.</u>									
Harvard	22-48	.458	3-14	.214	12-19	.632	8-33-41	19	11	19	5	6	59
Notre Dame	23-66	.348	5-20	.250	15-21	.714	14-21-35	16	9	7	6	15	65
IPFW	18-51	.348	7-21	.333	2-5	.400	8-18-26	16	11	13	2	5	45
Notre Dame	26-52	.500	7-16	.438	14-20	.700	12-27-39	12	19	11	3	7	73
Charleston Southern	17-52	.327	4-14	.286	0-0	.000	11-23-34	17	7	17	2	4	38
Notre Dame	18-48	.375	5-20	.250	13-17	.765	8-24-32	11	9	11	3	8	54
Michigan	25-55	.455	6-17	.353	5-9	.556	10-22-32	13	10	14	5	6	61
Notre Dame	24-61	.393	6-19	.316	6-10	.600	16-22-38	12	16	16	3	7	60
Indiana	16-53	.302	5-20	.250	8-12	.667	14-18-32	16	11	11	6	6	45
Notre Dame	20-49	.408	5-14	.357	10-18	.556	15-26-41	16	9	14	3	8	55
DePaul	31-52	.596	8-14	.571	14-19	.737	11-19-30	16	22	10	3	7	84
Notre Dame	27-56	.482	11-20	.550	8-9	.889	11-14-25	17	21	11	2	6	73
Army	20-49	.408	7-15	.467	5-7	.467	3-25-28	16	12	19	0	6	52
Notre Dame	26-67	.388	9-29	.310	10-18	.556	19-28-47	10	21	11	6	14	71
Marist	25-62	.403	11-21	.524	12-17	.706	14-24-38	19	15	13	2	8	73
Notre Dame	30-59	.508	9-20	.450	19-25	.760	10-26-36	13	18	12	7	8	88
Western Illinois	25-67	.373	4-19	.211	7-11	.636	11-26-37	16	15	11	5	8	61
Notre Dame	30-69	.435	9-23	.391	9-11	.818	15-32-47	13	19	14	9	6	78
Samford	18-42	.429	4-17	.235	4-6	.667	5-20-25	14	11	17	1	9	44
Notre Dame	20-53	.377	9-19	.474	8-12	.667	15-21-36	7	10	15	2	9	56
Seton Hall	24-59	.406	8-14	.571	9-11	.818	12-24-36	15	15	10	8	5	65
Notre Dame	20-55	.364	9-21	.429	17-22	.773	12-23-35	11	11	9	4	8	66
Villanova	24-62	.387	3-16	.188	21-28	.750	17-25-42	20	12	9	6	4	72
Notre Dame	24-58	.414	11-20	.550	19-19	1.000	9-24-33	18	14	10	6	4	78
Syracuse	28-56	.500	4-15	.267	10-24	.417	13-23-36	14	16	10	2	11	70
Notre Dame	19-52	.365	9-30	.300	14-18	.778	12-22-34	20	16	17	4	6	61
St. John's	25-57	.439	6-13	.462	10-22	.455	14-27-41	16	11	7	6	4	66
Notre Dame	21-65	.323	13-34	.382	12-14	.857	18-23-41	17	17	10	5	4	67
West Virginia	20-60	.333	7-23	.304	10-14	.714	15-22-37	13	14	9	2	4	57
Notre Dame	23-51	.451	13-25	.520	11-12	.917	6-27-33	16	14	10	8	6	70
Georgetown	20-51	.392	4-18	.222	11-15	.733	13-21-34	13	9	10	2	6	55
Notre Dame	18-45	.400	9-22	.409	9-11	.818	6-21-27	16	11	10	4	3	54
Villanova	22-60	.367	7-15	.467	14-20	.700	14-25-39	14	9	5	5	10	65
Notre Dame	22-57	.386	6-19	.316	10-16	.625	15-28-43	17	13	14	2	2	60
Connecticut	28-60	.467	5-13	.385	13-20	.650	15-26-41	16	23	15	5	7	74
Notre Dame	29-68	.426	6-23	.262	14-20	.700	17-19-36	14	15	8	3	7	78
Syracuse	18-40	.450	3-12	.250	21-32	.656	7-22-29	17	6	14	7	6	60
Notre Dame	22-53	.415	7-23	.304	6-17	.353	16-21-37	21	11	13	1	6	57
Boston College	25-62	.403	9-22	.409	6-10	.600	16-22-38	17	18	11	2	4	65
Notre Dame	25-49	.536	11-20	.550	7-12	.583	6-24-30	13	19	9	5	9	68
Pittsburgh	23-54	.426	8-21	.381	14-22	.636	13-25-38	9	13	13	4	8	68
Notre Dame	23-57	.404	14-29	.483	6-10	.600	11-20-31	18	2	13	3	5	66
Georgetown	25-49	.510	5-17	.294	9-12	.750	11-19-30	23	15	17	5	3	64
Notre Dame	17-43	.395	10-20	.500	26-29	.897	8-15-23	15	11	10	1	9	70
Providence	24-55	.436	5-16	.313	8-13	.615	6-26-32	14	13	10	9	7	61
Notre Dame	22-65	.338	11-28	.393	7-16	.438	20-25-45	12	16	11	4	4	62

2004-05 Boxscores

Notre Dame 88, Marist 73
December 22, 2004
Joyce Center — Notre Dame, IN

Game 8

	3-pt			REB	PF	TP	A	TO	BK	ST	MIN	
	FG-A	FG-A	FT-A									
Marist	5-8	5-6	1-2	0-0-0	3	16	2	2	0	0	28	
Will Whittington	4-9	0-1	6-8	4-4-8	0	14	2	2	0	1	24	
Ryan Stilphen	3-12	0-1	0-0	2-5-7	3	6	1	0	1	0	30	
Ben Farmer	0-2	0-1	0-0	1-3-4	2	0	3	2	0	2	19	
Jared Jordan	7-14	2-4	1-1	1-1-2	2	17	7	2	0	3	35	
Pierre Monagan	1-6	1-4	0-0	0-3-3	2	3	0	2	0	1	15	
David Magarity	0-0	0-0	2-2	0-0-0	0	2	0	0	0	0	1	
Miles Orman	1-4	1-2	1-2	0-2-2	3	4	0	0	0	0	14	
James Sutton	0-0	0-0	0-0	0-0-0	0	0	0	0	0	0	1	
Joe Keegan	0-0	0-0	0-0	0-0-0	0	0	0	0	0	0	1	
Carl Hood	3-4	2-2	1-2	1-4-5	0	9	0	3	1	0	22	
Shae McNamara	1-3	0-0	0-0	1-0-1	4	2	0	0	0	1	10	
Team				4-2-6								
TOTALS	25-62	11-21	12-17	14-24	38	19	52	15	13	2	8	200
FG%: 1st Half 10-28, .357; 2nd Half 15-34, .441; Game .403; 3-PT%: 1st Half 3-8, .375; 2nd Half 8-13, .615; Game .524; FT%: 1st Half 3-4, .750; 2nd Half 9-13, .692; Game .706; Deadball: 2.												

	3-pt			REB	PF	TP	A	TO	BK	ST	MIN	
	FG-A	FG-A	FT-A									
Notre Dame	2-5	1-3	0-0	0-1-1	2	5	1	1	2	4	20	
Jordan Cornette	2-7	2-6	0-0	0-5-5	0	6	1	2	1	1	28	
Colin Falls	5-7	0-0	3-3	1-7-8	2	13	1	2	0	0	24	
Torin Francis	4-11	1-5	9-9	2-6-8	1	18	9	4	1	1	35	
Chris Thomas	7-8	4-4	3-5	1-0-1	2	21	3	1	0	1	34	
Chris Quinn	0-1	0-0	0-0	0-0-0	1	0	0	0	0	0	5	
Omari Isreal	2-3	0-0	1-4	1-1-2	1	5	1	0	0	0	9	
Rick Cornett	0-0	0-0	0-0	0-0-0	0	0	0	0	0	0	1	
Ben Nickol	0-0	0-0	0-0	0-0-0	1	0	0	0	0	0	1	
Chris Murphy	1-2	0-0	1-1	0-0-0	0	3	0	0	0	0	4	
Rob Kurz	4-8	0-0	2-3	2-2-4	2	10	1	0	2	1	23	
Dennis Latimore	3-7	1-2	0-0	2-1-3	1	7	0	1	1	0	15	
Russell Carter	0-0	0-0	0-0	0-0-0	0	0	1	1	0	0	1	
Greg Bosl				1-3-4								
Team												
TOTALS	30-59	9-20	19-25	10-26	36	13	88	18	12	7	8	200
FG%: 1st Half 15-27, .556; 2nd Half 15-32, .469; Game .508; 3-PT%: 1st Half 5-10, .188; 2nd Half 4-10, .400; Game .450; FT%: 1st Half 5-9, .556; 2nd Half 14-16, .875; Game .760; Deadball: 1.												

SCORE BY PERIODS	1	2	F
Marist	26	47	73
Notre Dame	40	48	88

OFFICIALS: Jim Haney, Jeff Clark, Less Jones
TECHNICALS: None
ATTENDANCE: 8,554

Notes: Notre Dame's 88 points are the most scored by the Irish to date ... Chris Quinn's 21 points were a season-high and marked the second time this season with 20-plus points ... Chris Thomas' eight rebounds tied a season-high ... Colin Falls made his 9th career start and first of the season ... Russell Carter scored a career-high seven points ... Four players were in double figures for the second straight game ... The seven blocked shots marked a season high.

Game 9

Notre Dame 78, Western Illinois 61
December 28, 2004
Joyce Center — Notre Dame, IN

	3-pt			REB	PF	TP	A	TO	BK	ST	MIN	
	FG-A	FG-A	FT-A									
Western Illinois	4-10	0-2	0-0	2-3-5	2	8	1	1	3	0	26	
Fred Oguns	5-10	0-1	3-4	3-4-7	3	13	4	1	1	3	31	
Eulis Baez	2-5	0-0	3-4	1-1-2	3	7	0	1	0	2	23	
NaVonta Kentle	1-8	0-2	0-0	1-4-5	1	2	2	1	0	2	29	
David Jackson	3-11	2-7	0-0	0-1-1	1	8	3	3	0	1	28	
T.J. Gray	0-0	0-0	0-0	0-2-2	0	0	0	1	0	0	2	
Allen McFarland	2-2	1-1	0-0	0-0-0	1	5	1	0	0	0	3	
Brian Schmit	2-5	1-4	0-0	0-1-1	2	5	0	1	0	0	17	
Troy Okeson	0-2	0-1	0-0	1-1-2	1	0	3	1	0	0	10	
Nathan Koster	0-1	0-0	0-0	0-0-0	0	0	0	0	0	0	2	
David Genslinger	0-1	0-0	0-0	0-0-0	0	0	0	0	0	0	2	
Sean Blalock	5-11	0-1	1-3	2-2-4	2	11	0	1	0	0	24	
Will Lewis	1-1	0-0	0-0	0-1-1	0	2	0	0	0	0	3	
Kyle Lasek				1-5-6								
Team												
TOTALS	25-67	4-19	7-11	11-26	37	16	61	15	11	5	8	200
FG%: 1st Half 12-33, .364; 2nd Half 13-34, .382; Game .373; 3-PT%: 1st Half 2-7, .286; 2nd Half 2-12, .167; Game .211; FT%: 1st Half 6-9, .667; 2nd Half 1-2, .500; Game .636; Deadball: 3.												

	3-pt			REB	PF	TP	A	TO	BK	ST	MIN	
	FG-A	FG-A	FT-A									
Notre Dame	1-5	0-0	0-0	5-5-10	1	2	1	2	2	0	27	
Torin Francis	9-15	0-0	0-0	1-5-6	1	18	1	2	1	1	29	
Dennis Latimore	8-15	3-4	2-2	1-8-9	1	21	9	4	0	2	35	
Chris Thomas	3-11	1-7	4-4	0-3-3	1	11	3	1	1	0	32	
Chris Quinn	5-9	5-9	2-2	1-2-3	2	17	2	3	0	1	29	
Colin Falls	1-2	0-0	0-1	0-1-1	0	2	0	0	0	0	3	
Omari Isreal	0-0	0-0	0-0	0-1-1	0	0	0	0	1	0	4	
Rick Cornett	0-3	0-2	1-2	1-2-3	3	1	2	0	4	1	19	
Jordan Cornette	0-0	0-0	0-0	0-0-0	0	0	0	0	0	0	2	
Ben Nickol	1-3	0-0	0-0	1-0-1	0	2	0	1	0	0	3	
Rob Kurz	2-6	0-1	0-0	3-1-4	4	4	1	1	0	0	15	
Russell Carter	0-0	0-0	0-0	0-1-1	0	0	0	0	0	1	2	
Greg Bosl				2-3-5								
Team												
TOTALS	30-69	9-23	9-11	15-32	47	13	78	19	14	9	6	200
FG%: 1st Half 17-38, .447; 2nd Half 13-31, .419; Game .435; 3-PT%: 1st Half 6-12, .500; 2nd Half 3-11, .273; Game .391; FT%: 1st Half 5-6, .833; 2nd Half 4-5, .800; Game .818; Deadball: 0.												

SCORE BY PERIODS	1	2	F
Western Illinois	32	29	61
Notre Dame	45	33	78

OFFICIALS: Donnee Gray, Mike Roberts, Ron Tyburski
TECHNICALS: Western Illinois - TEAM
ATTENDANCE: 10,228

Notes: Notre Dame had four players in double figures for the third straight game ... Chris Thomas topped the 20-point mark for the second time this season and 43 time in his career ... Colin Falls reached double figures for the third time in four games, while Dennis Latimore netted double figures for the sixth time ... The nine blocked shots marked a season-high ... Jordan Cornette's four blocked shots were a season best.

Game 22

Notre Dame 70, Georgetown 64

February 16, 2005

Joyce Center, Notre Dame, IN

	3-pt											
Georgetown	FG-A	FG-A	FT-A	REB	PF	TP	A	TO	BK	ST	MIN	
Brandon Bowman	6-12	1-3	4-5	3-4-7	4	17	0	2	1	0	34	
Jeff Green	3-6	1-2	2-2	1-6-7	3	9	6	3	2	0	38	
Roy Hibbert	6-10	0-0	3-5	2-1-3	4	15	3	5	2	0	27	
Ashanti Cook	5-8	1-4	0-0	0-2-2	0	11	2	4	0	2	36	
Jonathan Wallace	1-5	1-5	0-0	2-1-3	4	3	1	2	0	0	20	
Ray Reed	2-5	0-1	0-0	0-1-1	4	4	1	1	0	1	23	
Darrel Owens	1-2	0-1	0-0	2-4-6	2	2	2	0	0	0	19	
Tyler Crawford	1-1	1-1	0-0	0-0-0	2	3	0	0	0	0	3	
Team				1-0-1								
TOTALS	25-49	5-17	9-12	11-19-30	23	64	15	17	5	3	200	
FG%: 1st Half 6-19, .316; 2nd Half 19-30, .633; Game .510; 3-PT%: 1st Half 1-9, .111; 2nd Half 4-8, .500; Game .294; FT%: 1st Half 4-6, .667; 2nd Half 5-6, .833; Game .750; Deadball: 1.												

	3-pt											
Notre Dame	FG-A	FG-A	FT-A	REB	PF	TP	A	TO	BK	ST	MIN	
Jordan Cornette	2-6	2-5	0-0	2-2-4	3	6	0	0	0	2	39	
Torin Francis	4-10	0-0	3-3	3-6-9	5	11	2	3	0	1	29	
Chris Thomas	5-13	2-4	9-10	0-4-4	1	21	5	1	0	2	39	
Chris Quinn	4-4	4-4	6-7	1-1-2	1	18	3	1	0	1	40	
Colin Falls	2-8	2-7	7-7	1-0-1	1	13	1	1	0	3	39	
Rick Cornett	0-0	0-0	1-2	0-0-0	3	1	0	3	0	0	9	
Rob Kurz	0-0	0-0	0-0	0-0-0	0	0	0	0	0	0	1	
Dennis Latimore	0-2	0-0	0-0	0-0-0	1	0	0	0	0	0	3	
Russell Carter	0-0	0-0	0-0	0-0-0	0	0	0	1	1	0	2	
Team				1-2-3								
TOTALS	17-43	10-20	26-29	8-15-23	15	70	11	10	1	9	200	
FG%: 1st Half 8-24, .333; 2nd Half 9-19, .474; Game .395; 3-PT%: 1st Half 6-11, .545; 2nd Half 4-9, .444; Game .500; FT%: 1st Half 8-9, .889; 2nd Half 18-20, .900; Game .897; Deadball: 2.												

SCORE BY PERIODS

	1	2	F
Georgetown	17	47	64
Notre Dame	30	40	70

OFFICIALS: Jim Burr, Curtis Shaw, Michael Stephens

TECHNICALS: None

ATTENDANCE: 11,418

Notes: Chris Thomas moved to third on the all-time career scoring list ... Notre Dame defeated Georgetown for the fifth time in six games ... The 17 points scored by Georgetown in the first half were the second-fewest allowed by the Irish in a BIG EAST game.