

Athletic Media Relations Office

University of Notre Dame

112 Joyce Center

Notre Dame, IN 46556

Phone: 574.631.7516 • Fax: 574.631.7941

Web Site: UND.com • Twitter: UND_com

Men's Soccer Contact: Sean Carroll

(O) 574.631.2664 • (C) 574.340.2177

E-Mail: Carroll.64@nd.edu



**2010 University of
NOTRE DAME
MEN'S SOCCER**

**2010 Schedule/Results
Overall (3-2-2); BIG EAST (1-0-0)**

AUGUST

| | | | |
|----|------|---------------------------|--------|
| 23 | Mon. | UIC (ex.) | W, 3-2 |
| 28 | Sat. | vs. #10 Ohio State^ (ex.) | W, 2-0 |
| 29 | Sun. | at IPFW^ (ex.) | W, 3-0 |

SEPTEMBER

| | | | |
|---|------|-------------------------------------|---------------------|
| 3 | Fri. | vs. #5 UCLA! (Bloomington, Ind.) | L, 0-1 |
| 5 | Sun. | CALIFORNIA! | T, 0-0 (2ot) |

MIKE BERTICELLI MEMORIAL TOURNAMENT

| | | | |
|----|------|---|---------------|
| 10 | Fri. | #22 DRAKE | W, 2-0 |
| 12 | Sun. | CAL POLY | W, 5-1 |
| 17 | Fri. | at Michigan | T, 0-0 (2ot) |
| 19 | Sun. | #15 MICHIGAN STATE | L, 0-2 |
| 25 | Sat. | #12 ST. JOHN'S* | W, 1-0 |
| 29 | Wed. | vs. Northwestern (Toyota Park; Bridgeview, Ill.) | 7:00 p.m. |

OCTOBER

| | | | |
|----|------|--|-------------------|
| 3 | Sun. | PROVIDENCE* (CBS College Sports) | 2:30 p.m. |
| 6 | Wed. | at Indiana | 7:30 p.m. |
| 9 | Sat. | at West Virginia* | 7:30 p.m. |
| 13 | Wed. | MARQUETTE* | 7:00 p.m. |
| 16 | Sat. | at Louisville* | 7:00 p.m. |
| 19 | Tue. | at Seton Hall* | 7:00 p.m. |
| 22 | Fri. | at Connecticut* (Fox Soccer Channel) | 8:00 p.m. |
| 27 | Wed. | PITTSBURGH* | 7:00 p.m. |
| 30 | Sat. | GEORGETOWN* | 11:00 a.m. |

NOVEMBER

| | | | |
|----|------|---|-----|
| 3 | Wed. | BIG EAST First Round (Campus Sites) | TBA |
| 6 | Sat. | BIG EAST Quarterfinals (Campus Sites) | TBA |
| 12 | Fri. | BIG EAST Semifinals (Red Bull Arena; Harrison, N.J.) | TBA |
| 14 | Sun. | BIG EAST Final (Red Bull Arena; Harrison, N.J.) | TBA |
| 17 | Wed. | NCAA First Round (Campus Sites) | TBA |
| 21 | Tue. | NCAA Second Round (Campus Sites) | TBA |
| 28 | Sun. | NCAA Third Round (Campus Sites) | TBA |

DECEMBER

| | | | |
|-----|-----------|--|-----|
| 3-5 | Fri.-Sun. | NCAA Quarterfinals (Campus Sites) | TBA |
| 10 | Fri. | NCAA Semifinals (Santa Barbara, Calif.) | TBA |
| 12 | Sun. | NCAA Final (Santa Barbara, Calif.) | TBA |

home games in **BOLD CAPS**

^ — National Soccer Festival (Fort Wayne, Ind.)

! — adidas/IU Credit Union Classic

* — BIG EAST Conference game

all times local to site



NORTHWESTERN (3-4-0) vs. NOTRE DAME (3-2-2)

Wednesday, Sept. 29 • 7:00 p.m. (CT)

Toyota Park • Bridgeview, Ill.

Notre Dame Leads Series 12-3-1

Live Streaming Broadcast: TopDrawerSoccer.com

Live Stats: Gametracker on UND.com

SETTING THE STAGE ...

The Notre Dame men's soccer team will face Northwestern at 7:00 p.m. (CT) on Wednesday at Toyota Park in Bridgeview, Ill. Toyota Park, the home to the Chicago Fire of Major League Soccer (MLS), is one of the finest soccer facilities in the country. This will be Notre Dame's first-ever match in an MLS venue. Notre Dame leads the all-time series against Northwestern 12-3-1.

IRISH TRAVEL TO TOYOTA ...

Tickets for Wednesday's match are \$10 over the phone (708-594-7200) and at the gate the night of the match ... student tickets are \$5 at the gate ... Toyota Park is located in Bridgeview, Ill., which is 15 minutes southwest of downtown Chicago.

HOW TO FOLLOW ...

Wednesday's match will be streamed live on TopDrawerSoccer.com ... live stats through Gametracker and also will be available on UND.com ... fans can sign up for 'Irish Alert' on UND.com to receive text message score updates ... updates and results can also be found on Twitter at UND_com.

IRISH AT A GLANCE ...

Notre Dame is 3-2-2 on the season ... the Fighting Irish topped No. 12 St. John's 1-0 on Saturday in the BIG EAST opener ... senior forward **Steven Perry** netted the game winner in the 70th minute ... Perry has a team-high three goals ... the Irish are averaging 1.14 goals per game, while allowing 0.57 per contest ... sophomore midfielder **Dillon Powers** leads the team in assists with two ... junior goalkeeper **Will Walsh** has played every minute in goal and boasts a 0.54 goals-against average and a .875 save percentage to go along with four shutouts ... head coach Bobby Clark is in his 10th season with the Irish ... he has a 120-55-28 (.660) record during his Notre Dame tenure ... this is Clark's 24th season as a college head coach ... he has a combined record of 273-118-53 (.675) during his career, which included stops at Dartmouth and Stanford.

Notre Dame Men's Soccer Quick Facts

| | |
|-------------------------|--|
| First Varsity Season |1977 |
| All-Time Record |435-213-71 (.654) |
| NCAA Tourn. Appearances |13 (1988; 1993-94; 1996; 2001-09) |
| Best NCAA Finish |Quarterfinals (2006 & 2007) |

| | |
|----------------------|---|
| Head Coach |Bobby Clark(Jordanhill College '67) |
| Record at Notre Dame |120-55-28 (.660)/10th season |
| Career Record |273-118-53 (.675)/24th season |
| Assistant Coach |BJ Craig (third season)(Gordon College '93) |
| Assistant Coach |Chad Riley (fifth season)(Notre Dame '04) |

| | |
|-----------------------|--------------------------------------|
| Conference |BIG EAST |
| BIG EAST Titles |Tournament (2), Reg. Season (3) |
| Home Field (Capacity) |Alumni Stadium (2,500) |

| | |
|--|--|
| 2009 Overall Record |11-8-4 |
| 2009 BIG EAST | |
| Record (Finish) |8-3-0 (2nd Blue Division) |
| 2009 NCAA Tournament |Lost at Northwestern insecond round, 3-1 |
| Starters Returning/Lost from '09 |5/7 |
| Letter-Winners Returning/Lost from '09 |12/10 |

Fighting Irish in 2010

| | |
|-------------------------|------------|
| At home |3-1-1 |
| On the road |0-0-1 |
| At neutral sites |0-1-0 |
| Vs. BIG EAST teams |1-0-0 |
| In overtime |0-0-2 |
| Play during the day |2-1-0 |
| Play at night |1-1-2 |
| Vs. a team ranked 1-5 |0-1-0 |
| Vs. a team ranked 6-10 |0-0-0 |
| Vs. a team ranked 11-15 |1-1-0 |
| Vs. a team ranked 16-20 |0-0-0 |
| Vs. a team ranked 21-25 |1-0-0 |
| When ... | |
| Scoring first |3-0-0 |
| Opponent scores first |0-2-0 |
| Leading at halftime |1-0-0 |
| Trailing at halftime |0-2-0 |
| Tied at halftime |2-0-2 |
| Outshooting opponent |3-2-1 |
| When being out shot |0-0-0 |
| In games decided by ... | |
| One goal |1-1-0 |
| Two goals |1-1-0 |
| Three or more goals |1-0-0 |

Probable Starters

| Pos. | # | Name (Yr.) | G-A-P |
|------|----|-----------------------------|-------------------------------------|
| F | 11 | Steven Perry (Sr.) | 3-0-6 |
| F | 5 | Jeb Brovsky (Sr.) | 0-1-1 |
| LM | 17 | Brendan King (Jr.) | 1-1-3 |
| CM | 8 | Dillon Powers (So.) | 1-2-4 |
| CM | 10 | Chris Sutton (Jr.) | 0-0-0 |
| RM | 19 | Adam Mena (Jr.) | 0-0-0 |
| LB | 6 | Greg Klazura (Sr.) | 1-0-2 |
| CD | 20 | Grant Van De Castelee (So.) | 1-0-2 |
| CD | 2 | Aaron Maund (Jr.) | 1-0-2 |
| RB | 3 | Bilal Duckett (Sr.) | 0-0-0 |
| GK | 13 | Will Walsh (Jr.) | 0.54 GAA .875 SV% 3-2-2; 4 SO |

THE NORTHWESTERN SERIES ...

This will be the 17th meeting all-time between Notre Dame and Northwestern ... the Irish have a 12-3-1 advantage in the series ... the Wildcats topped the Irish in the second round of the 2008 and 2009 NCAA Tournaments ... in 2008, Northwestern prevailed 2-1 at Notre Dame, while the Wildcats claimed a 3-1 decision last season at home ... Notre Dame's last win in the series was a 2-1 triumph in 2000 ... the two schools first met in 1978 and the Irish won that encounter, 3-2 in overtime, in Evanston, Ill.

SCOUTING THE WILDCATS ...

Northwestern will bring a 3-4-0 record into Wednesday's clash with the Fighting Irish ... the Wildcats are coming off a 2-0 loss at Michigan State on Sunday ... Northwestern has defeated Cleveland State (4-0), Oregon State (4-1) and Gonzaga (2-0) ... the Wildcats have lost to San Francisco (1-0), Saint Mary's (Calif.) (3-2) and Holy Cross (1-0) ... Northwestern is averaging 1.71 goals per game, while allowing 1.14 goals per game ... junior forward Oliver Kupe leads the team in goals (3) and points (7) ... senior midfielder Piero Bellizzi has a team-high three assists ... junior Drew Kotler has a 3-2-0 record in goal ... he boasts a 0.57 goals-against average and a .842 save percentage in addition to two shutouts ... sophomore Jonathan Harris is 0-2-0 with a 2.95 goals-against average and a .583 save percentage ... Northwestern posted an 11-5-4 record last season and fell at Tulsa, 1-0, in the third round of the NCAA Championship ... the Wildcats returned seven starters and 15 letter winners from that squad ... head coach Tim Lenahan is in his 10th season at Northwestern ... he has a 95-72-23 record at the school.

THE LAST TIME ...

Notre Dame and Northwestern met in the second round of last season's NCAA Championship ... the Wildcats prevailed 3-1 at Lakeside Field in Evanston, Ill. ... Jack Hillgard put Northwestern on top in the 18th minute ... Hillgard struck again in the 54th minute before his teammate Peiro Bellizzi made it 3-0 in the 67th minute ... Notre Dame's John Schaefer scored in the 83rd minute ... the Irish held a 21-8 advantage in shots along with gaining eight more corner kicks (10-2) than the Wildcats.

NOTRE DAME VS. THE BIG TEN ...

Wednesday's match against Northwestern will mark Notre Dame's third game this season against a Big Ten Conference opponent ... the Irish are 0-1-1 against Big Ten competition this season ... Notre Dame played Michigan to a scoreless draw on Sept. 17 in Ann Arbor, Mich. ... the Irish fell to Michigan State, 2-0, two days later at Alumni Stadium.

IRISH IN BIG EAST OPENERS ...

Notre Dame opened BIG EAST play on Saturday with a 1-0 win over St. John's ... the Fighting Irish are 11-4-1 all-time in BIG EAST Conference openers.

NOTRE DAME IN BIG EAST PLAY ...

Notre Dame owns an overall record of 92-53-17 (.620) in BIG EAST regular-season play since joining the conference in 1995 ... the Irish have posted nine straight winning seasons within the conference, including last season's 8-3-0 mark ... the eight wins in BIG EAST play in 2009 tied for the most ever for the Fighting Irish ... Notre Dame also won eight BIG EAST matches in 2004 (8-1-1) and 2006 (8-3) ... the Irish have three regular-season BIG EAST titles ... Notre Dame won the championship outright in 2004 and 2008 (Blue Division) and shared the Blue Division trophy with Connecticut in 2007 ... the Fighting Irish captured BIG EAST tournament crowns in 1996 and 2003.

CLARK IN THE CONFERENCE ...

Head coach Bobby Clark has steered the Irish to a winning record within BIG EAST Conference play during all nine of his seasons at Notre Dame ... Clark has a 64-22-10 (.719) BIG EAST mark during his Notre Dame tenure, which began in 2001 ... his Irish teams have captured three regular-season BIG EAST titles and two BIG EAST tournament championships.

QUOTING CLARK ...

Irish head coach Bobby Clark shares his thoughts on the Northwestern match ... "This is going to be a great game. To be able to play in Toyota Park will be a great experience for both teams. We are certainly looking forward to it. It'll be a tough game because Northwestern is a good team."

THE NORTHWESTERN SERIES

Notre Dame leads series 12-3-1

H: 8-1-0, A: 4-2-1, N: 0-0-0

| Date | Site | Result |
|----------|-------------------|--------|
| 10/26/78 | Evanston, IL (ot) | W, 3-2 |
| 11/2/79 | Notre Dame, IN | W, 4-0 |
| 10/23/81 | Notre Dame, IN | W, 6-0 |
| 9/16/84 | Evanston, IL | W, 3-0 |
| 9/29/85 | Evanston, IL | L, 0-1 |
| 9/17/86 | Notre Dame, IN | W, 4-1 |
| 9/20/87 | Notre Dame, IN | W, 5-0 |
| 9/7/94 | Notre Dame, IN | W, 5-1 |
| 11/1/95 | Evanston, IL | W, 2-1 |
| 9/3/96 | Notre Dame, IN | W, 4-0 |
| 9/16/97 | Evanston, IL (ot) | T, 2-2 |
| 9/8/98 | Notre Dame, IN | W, 1-0 |
| 9/1/99 | Evanston, IL | W, 1-0 |
| 10/3/00 | Notre Dame, IN | W, 2-1 |
| 11/25/08 | Notre Dame, IN* | L, 1-2 |
| 11/22/09 | Evanston, IL* | L, 1-3 |

* - NCAA Tournament Second Round

SHUTTING DOWN ST. JOHN'S ...

Notre Dame did not surrender a shot on goal in Saturday's 1-0 win over No. 12 St. John's ... the Irish blanked the Red Storm, who entered the match averaging 2.8 goals per game and 8.2 shots on goal per game.

NO SAVES, NO PROBLEM ...

Junior goalkeeper **Will Walsh** did not need to make a save to notch his fourth shutout of the season in the 1-0 win over St. John's ... the Fighting Irish defense limited St. John's to seven shots and no shots on goal.

PERRY PUTS HOME GAME WINNER ...

Steven Perry's goal in the 70th minute is all Notre Dame would need to top No. 12 St. John's on Saturday ... it was the third career game-winning goal for the senior forward.

MAUND EARNS CONFERENCE HONOR ...

Junior central defender **Aaron Maund** was named the BIG EAST Defensive Player of the Week for the week of Sept. 20-26 ... Maund and the Fighting Irish defense shut out No. 12 St. John's 1-0 in the conference opener on Saturday ... the Irish defense did not allow a shot on goal in the match ... this was Maund's first BIG EAST player of the week accolade.

By the Numbers

| | Notre Dame | Northwestern |
|----------------------------|------------|--------------|
| Overall Record | 3-2-2 | 3-4-0 |
| Conference Record | 1-0-0 | 0-1-0 |
| At Home | 3-1-1 | 1-1-0 |
| On the Road | 0-0-1 | 0-3-0 |
| At Neutral Site | 0-1-0 | 2-0-0 |
| Goals For/Against | 8/4 | 12/8 |
| Goals Scored Per Game | 1.14 | 1.71 |
| Goals Allowed Per Game | 0.57 | 1.14 |
| Shots Per Game For/Against | 22.6/12.9 | 13.6/9.3 |
| Corner Kicks For/Against | 63/31 | 37/19 |
| Saves Per Game For/Against | 4.0/6.9 | 3.3/4.4 |
| Shutouts For/Against | 4/4 | 2/3 |

2010 Honors & Awards

Jeb Brovsky • Sr. • F

- Lowe's Senior CLASS Award Candidate
- Mike Berticelli Memorial Tournament all-tournament team

Adam LaPlaca • Fr. • GK

- College Soccer News '100 Freshmen To Keep An Eye On' list

Aaron Maund • Jr. • D

- BIG EAST Defensive Player of the Week (9/27)
- Soccer America Preseason All-American
- BIG EAST Preseason Defensive Player of the Year
- All-BIG EAST Preseason Team
- Mike Berticelli Memorial Tournament Defensive MVP
- Mike Berticelli Memorial Tournament all-tournament team
- BIG EAST Weekly Honor Roll (9/13)

Andrew O'Malley • Fr. • D

- College Soccer News '100 Freshmen To Keep An Eye On' list

Steven Perry • Sr. • F

- Mike Berticelli Memorial Tournament Offensive MVP
- Mike Berticelli Memorial Tournament all-tournament team
- TopDrawerSoccer Team of the Week (9/13)

Dillon Powers • So. • M

- Soccer America Preseason All-American
- All-BIG EAST Preseason Team
- Mike Berticelli Memorial Tournament all-tournament team

Michael Rose • Jr. • M

- adidas/IU Credit Union Classic all-tournament team

Chris Sutton • Jr. • M

- adidas/IU Credit Union Classic all-tournament team

Freshman Class

- Ranked 9th by College Soccer News

SHOOTING DOWN THE COMPETITION ...

The Fighting Irish have out shot their competition 158-90 this season, including a 56-32 advantage in shots on goal ... Notre Dame leads all BIG EAST teams in shots and shots per game (22.57).

THREE AMONG TOPDRAWER TOP 100 ...

Three Notre Dame players are ranked among the National Top 100 players according to TopDrawerSoccer.com ... **Dillon Powers** (So./M) is ranked fourth, while **Aaron Maund** (Jr./D) is 32nd and **Jeb Brovsky** (Sr./F) is 90th ... the rankings will be updated weekly.

MAUND MAKING A DIFFERENCE ...

Junior central defender **Aaron Maund** has played every minute on the pitch so far this season ... he has helped the Irish produce a 0.57 goals-against average and limit opponents to 4.6 shots on goal per game ... in addition, he has scored one goal this season ... Maund was named the BIG EAST Defensive Player of the Week on Sept. 27 and was selected to the league's weekly honor roll on Sept. 13 ... Maund has started all 46 matches in which he has played during his Irish career.

CLEAN SHEETS ...

Junior goalkeeper **Will Walsh** has posted four shutouts this season ... Walsh saw a career-best scoreless streak of 357 minutes come to an end when Cal Poly scored with six seconds remaining in the 5-1 Irish victory on Sept. 12 ... Walsh had not seen game action prior to this season.

TOUGH SLATE ...

The Irish have another challenging schedule this season ... Notre Dame has seven teams on its 2010 slate that are ranked in the latest NSCAA top-25 poll ... Connecticut (3), Louisville (6),

Michigan State (11), California (16), St. John's (18), UCLA (20) and West Virginia (21) are the Irish opponents that appear in the poll.

EARLY SEASON OFFENSE ...

The five goals scored in the 5-1 win over Cal Poly (Sept. 12) marked the fourth time in the past five seasons that Notre Dame has tallied five goals in one of its first four matches of the season ... last year, the Irish bested Michigan 5-0 in the season opener ... in 2008, Notre Dame topped USF 5-0 in the fourth game of the campaign ... in the fourth contest of the 2006 season, the Fighting Irish bested Indiana 5-4 in overtime.

IRISH EXPLOSION ...

The five goals scored in the second half against Cal Poly on Sept. 12 were the most goals scored in a single period by the Fighting Irish since they netted five in the first half during a 5-0 win over Villanova on Oct. 23, 2002 ... it marked the most goals scored in a second half since depositing seven in a 7-1 triumph of Western Michigan on Oct. 14, 1997.

PERRY PERFORMS AGAINST DRAKE ...

Senior forward **Steven Perry** netted a career-high two goals in the 2-0 win over Drake on Sept. 10 ... Perry registered a game-high nine shots in the match ... he was named to the TopDrawerSoccer College Team of the Week for his performance against the Bulldogs.

A DAY OF FIRSTS FOR THE IRISH ...

Notre Dame used five different goal scorers in the 5-1 win over Cal Poly on Sept. 12 ... it marked the first career goal for three Fighting Irish players, **Greg Klazura** (Sr./D), **Dillon Powers** (So./M) and **Grant Van De Castele** (So./D).

LOSE THE SHOES ...

At halftime of this Sunday's Notre Dame-Providence match, the championship game of the 'Lose the Shoes' tournament will be held ... the preliminary games of the tournament will take place at 1:00 p.m. (ET) on Saturday, Oct. 2 on Notre Dame's South Quad ... the proceeds from the 3-on-3 barefoot soccer tournament will benefit Grassroot Soccer, a South Africa-based non-governmental organization that integrates the cross-cultural appeal of soccer with evidence-based HIV prevention and life skills programs that arm African youth with the knowledge, skills, and support to live HIV free ... Tommy Clark, the eldest son of Notre Dame head coach Bobby Clark, is a cofounder of Grassroot Soccer ... in the fall of 2006, Dartmouth College held the first ever 'Lose the Shoes' tournament and since then, over 90 'Lose the Shoes' tournaments have raised almost \$150,000 ... Notre Dame held its first 'Lose the Shoes' tournament last year.

CORNERING THE MARKET ...

Notre Dame has gained 32 more corner kicks (63-31) than its opponents this season ... the Irish have had more corner kicks than their opponents in each match ... Notre Dame's high-water mark for corner kicks in a game this season was 13 versus California ... the Irish rank second among all BIG EAST teams in corner kicks with 63 ... Pittsburgh is the leader with 70.

Irish Game HIGHS In 2010

| | |
|---------------------------|---|
| <u>Team</u> | |
| Goals..... | 5, vs. Cal Poly (9/12) |
| Assists..... | 3, vs. Cal Poly (9/12) |
| Points..... | 13, vs. Cal Poly (9/12) |
| Saves..... | 7, at Michigan (9/17) |
| Shots..... | 32, vs. Drake (9/10) |
| Shots on Goal..... | 11, vs. Drake (9/10) |
| Corner Kicks..... | 13, vs. California (9/5) |
| Fewest Goals Allowed..... | 0, four times (MR: vs. St. John's-9/25) |
| Fouls..... | 19, vs. Michigan State (9/19) |

| | |
|--------------------------|----------------------------------|
| <u>Individual</u> | |
| Goals..... | 2, Steven Perry vs. Drake (9/10) |
| Assists..... | 1, five times |
| Points..... | 4, Steven Perry vs. Drake (9/10) |
| Saves..... | 7, Will Walsh at Michigan (9/17) |
| Shots..... | 9, Steven Perry vs. Drake (9/10) |
| Shots on Goal..... | 3, Steven Perry vs. Drake (9/10) |

Irish Game LOWS In 2010

| | |
|--------------------|---|
| <u>Team</u> | |
| Goals..... | 0, four times (MR: vs. Michigan State-9/19) |
| Assists..... | 0, five times (MR: vs. St. John's-9/25) |
| Points..... | 0, four times (MR: vs. Michigan State-9/19) |
| Saves..... | 0, vs. St. John's (9/25) |
| Shots..... | 17, vs. Cal Poly (9/12) |
| Shots on Goal..... | 6, vs. Michigan State (9/19) |
| Corner Kicks..... | 6, vs. Cal Poly (9/12) |
| Fouls..... | 5, vs. Drake (9/10) |

ALL OVER THE MAP ...

Notre Dame's 29-man roster boasts student-athletes from 18 different states ... the state represented the most on the Irish roster is Illinois, which is home to six Notre Dame players ... **Brendan King** (Naperville), **Greg Klazura** (Rockford), **Craig Krzyskowski** (Western Springs), **Bob Novak** (Homer Glen), **Danny O'Leary** (Naperville) and **Harrison Shipp** (Lake Forest) all will return to the Prairie State for Wednesday's match against Northwestern at Toyota Park in Bridgeview, Ill. ... next in line is Texas, which has supplied the Irish with four players on this year's squad.

PRESEASON ACCOLADES ...

Aaron Maund (Jr./D) and **Dillon Powers** (So./M) were named *Soccer America* Preseason All-Americans ... Notre Dame was one of five schools with multiple representatives on the 25-man *Soccer America* Preseason All-America Team ... Akron had four players on the squad, while Virginia, North Carolina and Tulsa joined the Irish with two apiece.

MORE HONORS FOR MAUND AND POWERS ...

Fighting Irish junior **Aaron Maund**, a central defender, was named the 2010 BIG EAST Preseason Defensive Player of the Year in a vote by the league's head coaches ... Irish sophomore **Dillon Powers**, a midfielder, joined Maund on the All-BIG EAST Preseason Team.

IRISH PICKED TO FINISH SECOND IN DIVISION ...

Notre Dame was picked to finish second in the BIG EAST Blue Division, while Connecticut was tabbed to win the division ... the Huskies received 12 first-place votes among the eight Blue Division squads, while the Irish garnered four ... St. John's was picked to win the Red Division ... the league's 16 head coaches were not permitted to vote for their own teams.

BROVSKY A LOWE'S SENIOR CLASS AWARD CANDIDATE ...

Forward **Jeb Brovsky** has been named one of 30 candidates for the 2010 Lowe's Senior CLASS Award in the men's soccer division ... to be eligible for the award, a student-athlete must be classified as an NCAA Division I senior and have notable achievements in four areas of excellence – classroom, character, community and competition ... the list of 30 candidates will be narrowed to 10 finalists midway through the regular season, and those 10 names will be placed on the official ballot ... ballots will be distributed through a nationwide voting system to media, coaches and fans, who will select a candidate that best exemplifies excellence in the four Cs of community, classroom, character and competition.

CAPTAIN KEEPER ...

Fifth-year senior goalkeeper **Philip Tuttle** is Notre Dame's lone captain for the 2010 campaign ... this is Tuttle's first season as a captain ... Tuttle has been unable to play yet this season due to a knee injury.

POWERS PACES TEAM USA ...

Sophomore **Dillon Powers** helped the United States Under-20 national team capture the Milk Cup Tournament in early August ... Powers was named the MVP of the Milk Cup, which is an international youth soccer tournament held annually in Northern Ireland ... the midfielder earned a start in two of the three matches as the U.S. posted a 3-0 record.

TWO ROOKIES RANKED ...

Two Notre Dame freshmen were named to the College Soccer News '100 Freshmen To Keep An Eye On' list for the 2010 season ... goalkeeper **Adam LaPlaca** and defender **Andrew O'Malley** were selected to the list and are part of a very talented eight-man freshman class for the Irish.

ROOKIE RANKINGS ...

Notre Dame's freshman class was ranked ninth according to College Soccer News ... **Leon Brown** (F), **Kyle Craft** (M), **Adam LaPlaca** (GK), **Luke Mishu** (D), **Andrew O'Malley** (D), **Alex Priede** (F), **Harrison Shipp** (M/F) and **Patrick Wall** (GK) make up the stellar class.

A GREAT NIGHT FOR GRASSROOT ...

Notre Dame held its annual exhibition game to benefit Grassroot Soccer on Aug. 23 against UIC ... over 2,000 fans packed into Alumni Stadium to watch the Irish defeat the Flames, 3-2 ... a grand total of \$3,000 was raised for Grassroot Soccer, an international AIDS awareness and education organization that reaches youth in Africa through soccer clinics ... \$1,000 worth of donations were received at the gate and during the match ... head coach Bobby Clark, whose son Tommy is the founder and CEO of the organization, and the Notre Dame men's soccer camp donated \$2,000.

LOOKING BACK ...

Last season, Notre Dame posted an 11-8-4 record ... the Irish were runners-up in the BIG EAST Blue Division with an 8-3 mark ... the Fighting Irish were finalists at the BIG EAST Championship ... Notre Dame defeated Green Bay 2-1 in the first round of the NCAA Tournament before falling at Northwestern, 3-1, in the second round ... that marked Notre Dame's ninth straight appearance in the NCAA Tournament.

PURCHASE YOUR IRISH SOCCER TICKETS ...

To purchase a season pass or single-game tickets, call the Notre Dame ticket office at (574) 631-7356, visit und.com/tickets or stop by the Notre Dame ticket office inside Purcell Pavilion ... tickets can also be purchased at Alumni Stadium on gamedays.

THE ROAD TO RED BULL ...

The BIG EAST and Red Bull New York have joined forces with a three-year partnership for the Conference's men's soccer championship to be held at the new state-of-the-art Red Bull Arena through the 2012 tournament ... the soccer-specific facility in Harrison, N.J., is the new home of the New York Red Bulls of Major League Soccer (MLS) ... the stadium opened in the spring of 2010 ... the BIG EAST will hold its semifinal and champi-

onship games at the venue, along with team practices before each day of competition, beginning this season ... the dates of the championships over the next three years are: 2010 – Nov. 12 & 14; 2011 – Nov. 11 & 13 and 2012 – Nov. 9 & 10 ... for more information, including how to buy tickets, go to bigeastsoccer.com.

**NSCAA/adidas
Rankings**

Sept. 28

| Rank | Team | Record | Last Week |
|------------|-----------------------|----------------|-----------|
| 1. | Akron | (6-0-0) | 1 |
| 2. | North Carolina | (5-1-0) | 2 |
| 3. | Connecticut | (6-0-1) | 6 |
| 4. | Virginia | (5-1-1) | 7 |
| 5. | SMU | (9-0-0) | 9 |
| 6. | Louisville | (5-0-2) | 8 |
| 7. | Tulsa | (6-1-0) | 2 |
| 8. | Maryland | (4-2-1) | 5 |
| 9. | Duke | (4-1-2) | 11 |
| 10. | Monmouth | (6-1-0) | 4 |
| 11. | Michigan State | (7-1-0) | 15 |
| 12. | UC Irvine | (7-1-0) | 18 |
| 13. | Creighton | (6-1-0) | 16 |
| 14. | Butler | (7-0-0) | 17 |
| 15. | Boston College | (4-1-2) | 10 |
| 16. | California | (4-1-2) | 14 |
| 17. | Brown | (5-0-2) | 22 |
| 18. | St. John's | (5-2-0) | 12 |
| 19. | Ohio State | (5-2-1) | 23 |
| 20. | UCLA | (5-2-1) | 13 |
| 21. | West Virginia | (5-2-0) | RV |
| 22. | San Diego State | (6-1-1) | RV |
| 23. | Washington | (6-1-1) | RV |
| 24. | Penn State | (5-2-0) | 20 |
| 25. | James Madison | (6-1-0) | NR |

Bold indicates 2010 opponent

Poll Tracker
Notre Dame in the NSCAA rankings

Preseason.....RV
Sept. 7NR
Sept. 14RV
Sept. 21NR
Sept. 28RV

**Soccer America
Rankings**

Sept. 21

| Rank | Team | Record | Last Week |
|------------|-----------------------|----------------|-----------|
| 1. | Akron | (5-0-0) | 1 |
| 2. | North Carolina | (3-1-0) | 3 |
| 3. | Tulsa | (5-0-0) | 4 |
| 4. | Boston College | (3-0-2) | 5 |
| 5. | Virginia | (3-1-1) | 2 |
| 6. | Connecticut | (5-0-1) | 7 |
| 7. | Monmouth | (6-0-0) | 8 |
| 8. | Michigan State | (5-1-0) | 15 |
| 9. | SMU | (7-0-0) | 21 |
| 10. | Louisville | (4-0-1) | 10 |
| 11. | Maryland | (3-1-1) | 11 |
| 12. | Wake Forest | (2-2-1) | 12 |
| 13. | Duke | (2-1-2) | 6 |
| 14. | Creighton | (5-1-0) | 14 |
| 15. | UCLA | (4-1-1) | 18 |
| 16. | St. John's | (5-1-0) | 19 |
| 17. | Butler | (5-0-0) | 22 |
| 18. | St. Mary's | (4-1-1) | NR |
| 19. | California | (4-1-1) | NR |
| 20. | Penn State | (5-1-0) | NR |
| 21. | Washington | (3-1-1) | NR |
| 22. | South Florida | (4-1-1) | NR |
| 23. | Brown | (4-0-2) | NR |
| 24. | Harvard | (2-1-2) | 13 |
| 25t. | Portland | (2-1-2) | 16 |
| 25t. | New Mexico | (3-1-2) | 23 |

Bold indicates 2010 opponent

Poll Tracker
Notre Dame in the Soccer America rankings

Preseason18th
Sept. 7NR
Sept. 1424th
Sept. 21NR

**Soccer Times
Rankings**

Sept. 27

| Rank | Team | Record | Last Week |
|------------|-----------------------|----------------|-----------|
| 1. | Akron | (6-0-0) | 1 |
| 2. | North Carolina | (5-1-0) | 3 |
| 3. | Connecticut | (6-0-1) | 6 |
| 4. | Virginia | (5-1-1) | 5 |
| 5. | Tulsa | (6-1-0) | 2 |
| 6. | Duke | (4-1-2) | 10 |
| 7. | SMU | (9-0-0) | 11 |
| 8. | Louisville | (5-0-2) | 9 |
| 9. | Maryland | (4-2-1) | 4 |
| 10. | Michigan State | (7-1-0) | 13 |
| 11. | UC Irvine | (7-1-0) | 17 |
| 12. | Boston College | (4-1-2) | 8 |
| 13. | Creighton | (6-1-0) | 18 |
| 14. | Monmouth | (6-1-0) | 7 |
| 15. | Butler | (7-0-0) | 19t |
| 16. | St. John's | (5-2-0) | 12 |
| 17. | Ohio State | (5-2-1) | 33 |
| 18. | UCLA | (5-2-1) | 15 |
| 19. | Penn State | (5-2-0) | 16 |
| 20. | Wake Forest | (3-3-1) | 14 |
| 21. | California | (4-1-2) | 21 |
| 22. | Brown | (5-0-2) | NR |
| 23. | UAB | (6-2-0) | 24 |
| 24. | Indiana | (4-3-0) | NR |
| 25. | Portland | (3-1-3) | 25 |

Bold indicates 2010 opponent

Poll Tracker
Notre Dame in the Soccer Times rankings

Preseason.....RV
Sept. 7RV
Sept. 13RV
Sept. 20NR
Sept. 27RV

**College Soccer News
Rankings**

Sept. 26

| Rank | Team | Record | Last Week |
|------------|-----------------------|----------------|-----------|
| 1. | Akron | (6-0-0) | 1 |
| 2. | North Carolina | (5-1-0) | 2 |
| 3. | Connecticut | (6-0-1) | 7 |
| 4. | Virginia | (5-1-1) | 5 |
| 5. | Tulsa | (6-1-0) | 3 |
| 6. | Louisville | (5-0-2) | 8 |
| 7. | Duke | (4-1-2) | 11 |
| 8. | SMU | (9-0-0) | 14 |
| 9. | UC Irvine | (7-1-0) | 9 |
| 10. | Maryland | (4-2-1) | 4 |
| 11. | Monmouth | (6-1-0) | 6 |
| 12. | Boston College | (4-1-2) | 10 |
| 13. | Michigan State | (7-1-0) | 17 |
| 14. | Creighton | (6-1-0) | 19 |
| 15. | Penn State | (5-2-0) | 13 |
| 16. | Butler | (7-0-0) | 26 |
| 17. | UCLA | (5-2-1) | 12 |
| 18. | Ohio State | (5-2-1) | 13 |
| 19. | St. John's | (5-2-0) | 15 |
| 20. | Brown | (5-0-2) | NR |
| 21. | Wake Forest | (3-3-1) | 16 |
| 22. | California | (4-1-2) | 21 |
| 23. | UC Santa Barbara | (3-2-2) | NR |
| 24. | UNC Wilmington | (5-2-0) | 23 |
| 25. | South Florida | (4-2-1) | 22 |
| 26. | UAB | (6-2-0) | 25 |
| 27. | San Diego State | (6-1-1) | NR |
| 28. | Washington | (6-1-1) | NR |
| 29. | Indiana | (4-3-0) | NR |
| 30. | West Virginia | (5-2-0) | NR |

Bold indicates 2010 opponent

Poll Tracker
Notre Dame in the College Soccer News rankings

PreseasonNR
Sept. 5NR
Sept. 12RV
Sept. 19NR
Sept. 26RV

**2010 BIG EAST
Weekly Awards**

Offensive Player of the Week

Sept. 6 - Uche Onyeador, Georgetown, Jr., F
 Sept. 13 - Stephane Diop, Connecticut, So., M
 Sept. 20 - Bernardo Anor, USF, Jr., M
 Sept. 27 - Tony Cascio, Connecticut, Jr., M

Defensive Player of the Week

Sept. 6 - Austin Berry, Louisville, Jr., D
 Sept. 13 - J.T. Murray, Louisville, Sr., D
 Sept. 20 - Kyle Hoffer, St. John's, Sr., D
Sept. 27 - Aaron Maund, Notre Dame, Jr., D

Goalkeeper of the Week

Sept. 6 - Matthew Brutto, Georgetown, Sr.
 Sept. 13 - Jeff Attinella, USF, Sr.
 Sept. 20 - Josh Ford, Connecticut, Sr.
 Sept. 27 - David Check, Marquette, So.

Rookie of the Week

Sept. 6 - Mamadou Doudou Diouf, Connecticut, F
 Sept. 13 - Dom Sarle, St. John's, F
 Sept. 20 - Dylan Renna, Villanova, F
 Sept. 27 - Dylan Mares, Louisville, F/M

2010 BIG EAST Standings

as of Sept. 28

| <u>Blue Division</u> | <u>BIG EAST</u> | | | | <u>Overall</u> | | |
|----------------------|-----------------|----------|----------|-------------|----------------|----------|----------|
| | <u>W</u> | <u>L</u> | <u>T</u> | <u>Pts.</u> | <u>W</u> | <u>L</u> | <u>T</u> |
| Connecticut | 1 | 0 | 0 | 3 | 6 | 0 | 1 |
| West Virginia | 1 | 0 | 0 | 3 | 5 | 2 | 0 |
| NOTRE DAME | 1 | 0 | 0 | 3 | 3 | 2 | 2 |
| Marquette | 1 | 0 | 0 | 3 | 2 | 3 | 2 |
| Pittsburgh | 0 | 0 | 1 | 1 | 4 | 2 | 1 |
| Providence | 0 | 1 | 0 | 0 | 4 | 2 | 1 |
| Georgetown | 0 | 1 | 0 | 0 | 2 | 4 | 1 |
| Seton Hall | 0 | 1 | 0 | 0 | 1 | 5 | 1 |

| <u>Red Division</u> | <u>BIG EAST</u> | | | | <u>Overall</u> | | |
|---------------------|-----------------|----------|----------|-------------|----------------|----------|----------|
| | <u>W</u> | <u>L</u> | <u>T</u> | <u>Pts.</u> | <u>W</u> | <u>L</u> | <u>T</u> |
| Louisville | 1 | 0 | 0 | 3 | 5 | 0 | 2 |
| Villanova | 1 | 0 | 0 | 3 | 5 | 2 | 1 |
| Cincinnati | 1 | 0 | 0 | 3 | 3 | 2 | 2 |
| Syracuse | 0 | 0 | 1 | 1 | 1 | 4 | 2 |
| St. John's | 0 | 1 | 0 | 0 | 5 | 2 | 0 |
| USF | 0 | 1 | 0 | 0 | 4 | 2 | 1 |
| DePaul | 0 | 1 | 0 | 0 | 3 | 4 | 1 |
| Rutgers | 0 | 1 | 0 | 0 | 3 | 2 | 1 |

2010 BIG EAST Preseason Honors and Predictions

as voted on by the league's head coaches

Preseason Offensive Player of the Year

Colin Rolfe, Jr., F, Louisville

Preseason Defensive Player of the Year

Aaron Maund, Jr., D, Notre Dame

Preseason Goalkeeper of the Year

Jeff Attinella, Sr., USF

Preseason All-BIG EAST Team

Jeff Attinella, Sr., GK, USF
 Bernardo Anor, R-Jr., M, USF
 Tony Cascio, Jr., M, Connecticut
 Raymon Gaddis, Jr., D, West Virginia
 Braylan Martinez, Sr., F/M, Seton Hall

Aaron Maund, Jr., D, Notre Dame

Javed Mohammed, Sr., D, USF

Dillon Powers, So., M, Notre Dame

*Colin Rolfe, Jr., F, Louisville

Tadeu Terra, R-Sr., M, St. John's

Sverre Wegge Gundhus, Sr., F/M, St. John's

* - unanimous selection



| <u>Blue Division</u> (predicted finish) | <u>Points</u> | <u>Red Division</u> (predicted finish) | <u>Points</u> |
|---|---------------|--|---------------|
| 1. Connecticut (12 first-place votes) | 115 | 1. St. John's (8 first-place votes) | 110 |
| 2. NOTRE DAME (4) | 109 | 2. Louisville (5) | 105 |
| 3. West Virginia | 88 | 3. USF (3) | 102 |
| 4. Georgetown | 72 | 4. Villanova | 65 |
| 5. Providence | 65 | 5. Rutgers | 64 |
| 6. Seton Hall | 55 | 6. DePaul | 44 |
| 7. Marquette | 39 | 7t. Syracuse | 39 |
| 8. Pittsburgh | 25 | 7t. Cincinnati | 39 |

2010 NOTRE DAME MEN'S SOCCER ROSTER

| No. | Name | Yr. | Pos. | Ht. | Wt. | Hometown/High School | Pronunciation |
|-----|----------------------|-----|------|------|-----|--|---------------|
| 00 | Adam LaPlaca | Fr. | GK | 5-9 | 170 | Glastonbury, CT/Glastonbury | |
| 0 | Patrick Wall | Fr. | GK | 5-11 | 160 | Sugarland, TX/Strake Jesuit College Prep | |
| 1 | Philip Tuttle** | Sr. | GK | 6-1 | 200 | Hooksett, NH/Brewster Academy | |
| 2 | Aaron Maund** | Jr. | D | 6-1 | 185 | Dorchester, MA/The Roxbury Latin School | |
| 3 | Bilal Duckett* | Sr. | D | 6-2 | 165 | Peachtree City, GA/McIntosh | |
| 4 | Sean McGrath* | Jr. | D | 5-8 | 145 | Indianapolis, IN/Pike | |
| 5 | Jeb Brovsky*** | Sr. | M/F | 6-1 | 170 | Lakewood, CO/Green Mountain | Kluh-ZUR-uh |
| 6 | Greg Klazura* | Sr. | M/D | 5-10 | 150 | Rockford, IL/Boylan Catholic | |
| 7 | Michael Knapp | Jr. | D | 6-0 | 145 | Arlington, TX/Jesuit | |
| 8 | Dillon Powers* | So. | M | 5-11 | 172 | Plano, TX/Plano Senior | |
| 9 | Bob Novak | So. | M | 5-6 | 145 | Homer Glen, IL/Lockport Township | |
| 10 | Chris Sutton* | Jr. | M/D | 6-1 | 185 | Apple Valley, MN/Shattuck-St. Mary's | |
| 11 | Steven Perry*** | Sr. | F | 6-0 | 175 | Edmond, OK/Bishop McGuinness | |
| 12 | Craig Krzyskowski | Sr. | D | 6-2 | 195 | Western Springs, IL/Lyons Township | Kr-COW-ski |
| 13 | Will Walsh | Jr. | GK | 6-3 | 190 | Morristown, NJ/Delbarton | |
| 14 | Danny O'Leary | So. | M/D | 5-11 | 165 | Naperville, IL/Neuqua Valley | |
| 15 | Harrison Shipp | Fr. | M | 5-9 | 145 | Lake Forest, IL/Lake Forest | |
| 16 | Andrew Luttrell | Sr. | M/F | 5-7 | 145 | Granger, IN/Penn | |
| 17 | Brendan King** | Jr. | M | 6-0 | 160 | Naperville, IL/Edison Academic Center (Fla.) | |
| 18 | Kyle Richard | So. | M/F | 5-10 | 155 | Louisville, KY/Saint Xavier | |
| 19 | Adam Mena* | Jr. | M | 5-10 | 145 | Holland, MI/West Ottawa | MAY-nuh |
| 20 | Grant Van De Castele | So. | D | 6-2 | 165 | Plano, TX/Frisco Centennial | |
| 21 | Eric Tilley | So. | M/D | 6-0 | 160 | Albuquerque, NM/Sandia | |
| 22 | Luke Mishu | Fr. | D | 6-0 | 165 | Knoxville, TN/Knoxville Catholic | ME-shoe |
| 23 | Michael Rose* | Jr. | M/F | 6-2 | 170 | Severna Park, MD/Severna Park | |
| 24 | Andrew O'Malley | Fr. | D | 6-0 | 180 | West Chester, PA/Salesianum School | |
| 25 | Alex Priede | Fr. | F | 5-9 | 155 | Cincinnati, OH/Summit Country Day | Pre-DEE |
| 26 | Leon Brown | Fr. | F | 5-11 | 160 | Mattapan, MA/The Roxbury Latin School | |
| 27 | Kyle Craft | Fr. | M | 5-10 | 145 | Tulsa, OK/Bishop Kelly | |

Head Coach: Bobby Clark (10th season, Jordanhill College '67)

Assistant Coaches: BJ Craig (3rd season, Gordon College '93), Chad Riley (5th season, Notre Dame '04)

Volunteer Assistant Coach (Goalkeepers): Vern Gingerich (3rd season, Tri-State University '97)

Athletic Trainer: Bill Agnew; **Senior Manager:** Aryelle Emison

* - denotes numbers of monograms won; (C) - indicates team captain

Roster Breakdown

By Position

Forwards (3) – Brown, Perry, Priede

Forwards/Midfielders (5) - Brovsky, Luttrell, O'Leary, Richard, Rose

Midfielders (6) – Craft, King, Mena, Novak, Powers, Shipp

Midfielders/Defenders (3) - Klazura, Sutton, Tilley

Defenders (8) – Duckett, Knapp, Krzyskowski, Maund, McGrath, Mishu, O'Malley, Van De Castele,

Goalkeepers (4) – LaPlaca, Tuttle, Wall, Walsh

By Class

Fifth-Year Senior (1) – Tuttle

Seniors (6) – Brovsky, Duckett, Klazura, Krzyskowski, Luttrell, Perry

Juniors (8) – King, Knapp, Maund, McGrath, Mena, Rose, Sutton, Walsh

Sophomores (6) – Novak, O'Leary, Powers, Richard, Tilley, Van De Castele

Freshmen (8) – Brown, Craft, LaPlaca, Mishu, O'Malley, Priede, Shipp, Wall

By Home State

Colorado (1): Brovsky

Connecticut (1): LaPlaca

Georgia (1): Duckett

Illinois (6): King, Klazura, Krzyskowski, Novak, O'Leary, Shipp

Indiana (2): Luttrell, McGrath

Kentucky (1): Richard

Maryland (1): Rose

Massachusetts (2): Brown, Maund

Michigan (1): Mena

Minnesota (1): Sutton

New Hampshire (1): Tuttle

New Jersey (1): Walsh

New Mexico (1): Tilley

Ohio (1): Priede

Oklahoma (2): Craft, Perry

Pennsylvania (1): O'Malley

Tennessee (1): Mishu

Texas (4): Knapp, Powers, Van De Castele, Wall

Alphabetical Roster

| No. | Name | Yr. | Pos. |
|-----|----------------------|-----|------|
| 5 | Jeb Brovsky*** | Sr. | F/M |
| 26 | Leon Brown | Fr. | F |
| 27 | Kyle Craft | Fr. | M |
| 3 | Bilal Duckett* | Sr. | D |
| 17 | Brendan King** | Jr. | M |
| 6 | Greg Klazura* | Sr. | M/D |
| 7 | Michael Knapp | Jr. | D |
| 12 | Craig Krzyskowski | Sr. | D |
| 00 | Adam LaPlaca | Fr. | GK |
| 16 | Andrew Luttrell | Sr. | M/F |
| 2 | Aaron Maund** | Jr. | D |
| 4 | Sean McGrath* | Jr. | D |
| 19 | Adam Mena* | Jr. | M |
| 22 | Luke Mishu | Fr. | D |
| 9 | Bob Novak | So. | M |
| 14 | Danny O'Leary | So. | M/D |
| 24 | Andrew O'Malley | Fr. | D |
| 11 | Steven Perry*** | Sr. | F |
| 8 | Dillon Powers* | So. | M |
| 25 | Alex Priede | Fr. | F |
| 18 | Kyle Richard | So. | M/F |
| 23 | Michael Rose* | Jr. | M/F |
| 15 | Harrison Shipp | Fr. | M |
| 10 | Chris Sutton* | Jr. | M/D |
| 21 | Eric Tilley | So. | M/D |
| 1 | Philip Tuttle** | Sr. | GK |
| 20 | Grant Van De Castele | So. | D |
| 0 | Patrick Wall | Fr. | GK |
| 13 | Will Walsh | Jr. | GK |

*denotes number of monograms received

#0 Patrick Wall • Fr. • GK

| Date | Opponent | Score | GP-GS | Minutes | GA | GAAvg. | Saves | Save% | W | L | I | Shutouts |
|------|----------|-------|-------|---------|----|--------|-------|-------|---|---|---|----------|
|------|----------|-------|-------|---------|----|--------|-------|-------|---|---|---|----------|

HAS NOT PLAYED

Totals

#00 Adam LaPlaca • Fr. • GK

| Date | Opponent | Score | GP-GS | Minutes | GA | GAAvg. | Saves | Save% | W | L | I | Shutouts |
|------|----------|-------|-------|---------|----|--------|-------|-------|---|---|---|----------|
|------|----------|-------|-------|---------|----|--------|-------|-------|---|---|---|----------|

HAS NOT PLAYED

Totals

#1 Philip Tuttle • Sr. • GK

| Date | Opponent | Score | GP-GS | Minutes | GA | GAAvg. | Saves | Save% | W | L | I | Shutouts |
|------|----------|-------|-------|---------|----|--------|-------|-------|---|---|---|----------|
|------|----------|-------|-------|---------|----|--------|-------|-------|---|---|---|----------|

HAS NOT PLAYED

Totals

#2 Aaron Maund • Jr. • D

| Date | Opponent | Score | GP-GS | G | A | Pts | Shots | Shot% | SOG | SOG% | GW | PK-ATT | MIN |
|--------|-------------------|-------|-------|---|---|-----|-------|-------|-----|------|----|--------|-----|
| 9/3 | vs. UCLA | 0-1 | ** | 0 | 0 | 0 | 0 | .000 | 0 | .000 | 0 | 0-0 | 90 |
| 9/5 | CALIFORNIA (2ot) | 0-0 | ** | 0 | 0 | 0 | 1 | .000 | 0 | .000 | 0 | 0-0 | 110 |
| 9/10 | DRAKE | 2-0 | ** | 0 | 0 | 0 | 0 | .000 | 0 | .000 | 0 | 0-0 | 90 |
| 9/12 | CAL POLY | 5-1 | ** | 1 | 0 | 2 | 1 | .500 | 1 | .500 | 0 | 0-0 | 90 |
| 9/17 | at Michigan (2ot) | 0-0 | ** | 0 | 0 | 0 | 0 | .500 | 0 | .500 | 0 | 0-0 | 110 |
| 9/19 | MICHIGAN STATE | 0-2 | ** | 0 | 0 | 0 | 1 | .333 | 0 | .333 | 0 | 0-0 | 90 |
| 9/25 | ST. JOHN'S | 1-0 | ** | 0 | 0 | 0 | 1 | .250 | 1 | .500 | 0 | 0-0 | 90 |
| Totals | | | 7-7 | 1 | 0 | 2 | 4 | .250 | 2 | .500 | 0 | 0-0 | 670 |

#3 Bilal Duckett • Sr. • D

| Date | Opponent | Score | GP-GS | G | A | Pts | Shots | Shot% | SOG | SOG% | GW | PK-ATT | MIN |
|--------|-------------------|-------|-------|---|---|-----|-------|-------|-----|------|----|--------|-----|
| 9/3 | vs. UCLA | 0-1 | ** | 0 | 0 | 0 | 1 | .000 | 0 | .000 | 0 | 0-0 | 90 |
| 9/5 | CALIFORNIA (2ot) | 0-0 | ** | 0 | 0 | 0 | 1 | .000 | 0 | .000 | 0 | 0-0 | 110 |
| 9/10 | DRAKE | 2-0 | ** | 0 | 0 | 0 | 1 | .000 | 0 | .000 | 0 | 0-0 | 90 |
| 9/12 | CAL POLY | 5-1 | ** | 0 | 0 | 0 | 0 | .000 | 0 | .000 | 0 | 0-0 | 79 |
| 9/17 | at Michigan (2ot) | 0-0 | ** | 0 | 0 | 0 | 0 | .000 | 0 | .000 | 0 | 0-0 | 110 |
| 9/19 | MICHIGAN STATE | 0-2 | ** | 0 | 0 | 0 | 0 | .000 | 0 | .000 | 0 | 0-0 | 90 |
| 9/25 | ST. JOHN'S | 1-0 | ** | 0 | 0 | 0 | 1 | .000 | 1 | .250 | 0 | 0-0 | 90 |
| Totals | | | 7-7 | 0 | 0 | 0 | 4 | .000 | 0 | .250 | 0 | 0-0 | 659 |

#4 Sean McGrath • Jr. • D

| Date | Opponent | Score | GP-GS | G | A | Pts | Shots | Shot% | SOG | SOG% | GW | PK-ATT | MIN |
|--------|-------------------|-------|-------|---|---|-----|-------|-------|-----|------|----|--------|-----|
| 9/3 | vs. UCLA | | | | | | | | | | | | |
| 9/5 | CALIFORNIA (2ot) | | | | | | | | | | | | |
| 9/10 | DRAKE | | | | | | | | | | | | |
| 9/12 | CAL POLY | 5-1 | * | 0 | 0 | 0 | 0 | .000 | 0 | .000 | 0 | 0-0 | 7 |
| 9/17 | at Michigan (2ot) | | | | | | | | | | | | |
| 9/19 | MICHIGAN STATE | | | | | | | | | | | | |
| 9/25 | ST. JOHN'S | 1-0 | | | | | | | | | | | |
| Totals | | | 1-0 | 0 | 0 | 0 | 0 | .000 | 0 | .000 | 0 | 0-0 | 7 |

#5 Jeb Brovsky • Sr. • F/M

| Date | Opponent | Score | GP-GS | G | A | Pts | Shots | Shot% | SOG | SOG% | GW | PK-ATT | MIN |
|--------|-------------------|-------|-------|---|---|-----|-------|-------|-----|------|----|--------|-----|
| 9/3 | vs. UCLA | 0-1 | ** | 0 | 0 | 0 | 2 | .000 | 1 | .500 | 0 | 0-0 | 82 |
| 9/5 | CALIFORNIA (2ot) | 0-0 | ** | 0 | 0 | 0 | 1 | .000 | 0 | .000 | 0 | 0-0 | 17 |
| 9/10 | DRAKE | 2-0 | ** | 0 | 0 | 0 | 5 | .000 | 2 | .400 | 0 | 0-0 | 80 |
| 9/12 | CAL POLY | 5-1 | ** | 0 | 1 | 1 | 2 | .000 | 1 | .500 | 0 | 0-0 | 80 |
| 9/17 | at Michigan (2ot) | 0-0 | ** | 0 | 0 | 0 | 3 | .000 | 1 | .385 | 0 | 0-0 | 102 |
| 9/19 | MICHIGAN STATE | 0-2 | ** | 0 | 0 | 0 | 3 | .000 | 1 | .375 | 0 | 0-0 | 90 |
| 9/25 | ST. JOHN'S | 1-0 | ** | 0 | 0 | 0 | 1 | .000 | 1 | .412 | 0 | 0-0 | 85 |
| Totals | | | 7-7 | 0 | 1 | 1 | 17 | .000 | 7 | .412 | 0 | 0-0 | 536 |

#6 Greg Klazura • Sr. • D

| Date | Opponent | Score | GP-GS | G | A | Pts | Shots | Shot% | SOG | SOG% | GW | PK-ATT | MIN |
|--------|-------------------|-------|-------|---|---|-----|-------|-------|-----|------|----|--------|-----|
| 9/3 | vs. UCLA | 0-1 | ** | 0 | 0 | 0 | 1 | .000 | 0 | .000 | 0 | 0-0 | 90 |
| 9/5 | CALIFORNIA (2ot) | 0-0 | ** | 0 | 0 | 0 | 0 | .000 | 0 | .000 | 0 | 0-0 | 110 |
| 9/10 | DRAKE | 2-0 | ** | 0 | 0 | 0 | 1 | .000 | 1 | .500 | 0 | 0-0 | 90 |
| 9/12 | CAL POLY | 5-1 | ** | 1 | 0 | 2 | 1 | .333 | 1 | .667 | 0 | 0-0 | 84 |
| 9/17 | at Michigan (2ot) | 0-0 | ** | 0 | 0 | 0 | 2 | .200 | 1 | .600 | 0 | 0-0 | 110 |
| 9/19 | MICHIGAN STATE | 0-2 | ** | 0 | 0 | 0 | 0 | .200 | 0 | .600 | 0 | 0-0 | 90 |
| 9/25 | ST. JOHN'S | 1-0 | ** | 0 | 0 | 0 | 0 | .200 | 0 | .600 | 0 | 0-0 | 90 |
| Totals | | | 7-7 | 1 | 0 | 2 | 5 | .200 | 3 | .600 | 0 | 0-0 | 664 |

#7 Michael Knapp • Jr. • D

| Date | Opponent | Score | GP-GS | G | A | Pts | Shots | Shot% | SOG | SOG% | GW | PK-ATT | MIN |
|--------|-------------------|-------|-------|---|---|--------------|-------|-------|-----|------|----|--------|-----|
| 9/3 | vs. UCLA | | | | | DID NOT PLAY | | | | | | | |
| 9/5 | CALIFORNIA (2ot) | | | | | DID NOT PLAY | | | | | | | |
| 9/10 | DRAKE | | | | | DID NOT PLAY | | | | | | | |
| 9/12 | CAL POLY | 5-1 | * | 0 | 0 | 0 | 0 | .000 | 0 | .000 | 0 | 0-0 | 11 |
| 9/17 | at Michigan (2ot) | | | | | DID NOT PLAY | | | | | | | |
| 9/19 | MICHIGAN STATE | | | | | DID NOT PLAY | | | | | | | |
| 9/25 | ST. JOHN'S | 1-0 | | | | DID NOT PLAY | | | | | | | |
| Totals | | | 1-0 | 0 | 0 | 0 | 0 | .000 | 0 | .000 | 0 | 0-0 | 11 |

#8 Dillon Powers • So. • M

| Date | Opponent | Score | GP-GS | G | A | Pts | Shots | Shot% | SOG | SOG% | GW | PK-ATT | MIN |
|--------|-------------------|-------|-------|---|---|-----|-------|-------|-----|-------|----|--------|-----|
| 9/3 | vs. UCLA | 0-1 | ** | 0 | 0 | 0 | 2 | .000 | 2 | 1.000 | 0 | 0-0 | 90 |
| 9/5 | CALIFORNIA (2ot) | 0-0 | ** | 0 | 0 | 0 | 4 | .000 | 2 | .667 | 0 | 0-0 | 99 |
| 9/10 | DRAKE | 2-0 | ** | 0 | 1 | 1 | 3 | .000 | 1 | .556 | 0 | 0-0 | 70 |
| 9/12 | CAL POLY | 5-1 | ** | 1 | 1 | 3 | 1 | .100 | 1 | .600 | 1 | 0-0 | 75 |
| 9/17 | at Michigan (2ot) | 0-0 | ** | 0 | 0 | 0 | 2 | .083 | 0 | .500 | 0 | 0-0 | 110 |
| 9/19 | MICHIGAN STATE | 0-2 | ** | 0 | 0 | 0 | 4 | .062 | 1 | .438 | 0 | 0-0 | 90 |
| 9/25 | ST. JOHN'S | 1-0 | ** | 0 | 0 | 0 | 2 | .056 | 1 | .444 | 0 | 0-0 | 90 |
| Totals | | | 7-7 | 1 | 2 | 4 | 18 | .056 | 8 | .444 | 1 | 0-0 | 624 |

#9 Bob Novak • so. • M

| Date | Opponent | Score | GP-GS | G | A | Pts | Shots | Shot% | SOG | SOG% | GW | PK-ATT | MIN |
|--------|-------------------|-------|-------|---|---|--------------|-------|-------|-----|------|----|--------|-----|
| 9/3 | vs. UCLA | | | | | DID NOT PLAY | | | | | | | |
| 9/5 | CALIFORNIA (2ot) | | | | | DID NOT PLAY | | | | | | | |
| 9/10 | DRAKE | | | | | DID NOT PLAY | | | | | | | |
| 9/12 | CAL POLY | 5-1 | * | 0 | 0 | 0 | 0 | .000 | 0 | .000 | 0 | 0-0 | 15 |
| 9/17 | at Michigan (2ot) | | | | | DID NOT PLAY | | | | | | | |
| 9/19 | MICHIGAN STATE | | | | | DID NOT PLAY | | | | | | | |
| 9/25 | ST. JOHN'S | 1-0 | | | | DID NOT PLAY | | | | | | | |
| Totals | | | 1-0 | 0 | 0 | 0 | 0 | .000 | 0 | .000 | 0 | 0-0 | 15 |

#10 Chris Sutton • Jr. • M/D

| Date | Opponent | Score | GP-GS | G | A | Pts | Shots | Shot% | SOG | SOG% | GW | PK-ATT | MIN |
|--------|-------------------|-------|-------|---|---|-----|-------|-------|-----|------|----|--------|-----|
| 9/3 | vs. UCLA | 0-1 | ** | 0 | 0 | 0 | 0 | .000 | 0 | .000 | 0 | 0-0 | 67 |
| 9/5 | CALIFORNIA (2ot) | 0-0 | ** | 0 | 0 | 0 | 4 | .000 | 1 | .250 | 0 | 0-0 | 104 |
| 9/10 | DRAKE | 2-0 | ** | 0 | 0 | 0 | 4 | .000 | 1 | .250 | 0 | 0-0 | 90 |
| 9/12 | CAL POLY | 5-1 | ** | 0 | 0 | 0 | 2 | .000 | 0 | .200 | 0 | 0-0 | 71 |
| 9/17 | at Michigan (2ot) | 0-0 | ** | 0 | 0 | 0 | 3 | .000 | 1 | .231 | 0 | 0-0 | 90 |
| 9/19 | MICHIGAN STATE | 0-2 | ** | 0 | 0 | 0 | 1 | .000 | 0 | .214 | 0 | 0-0 | 62 |
| 9/25 | ST. JOHN'S | 1-0 | ** | 0 | 0 | 0 | 0 | .000 | 0 | .214 | 0 | 0-0 | 66 |
| Totals | | | 7-7 | 0 | 0 | 0 | 14 | .000 | 3 | .214 | 0 | 0-0 | 550 |

#11 Steven Perry • Sr. • F

| Date | Opponent | Score | GP-GS | G | A | Pts | Shots | Shot% | SOG | SOG% | GW | PK-ATT | MIN |
|--------|-------------------|-------|-------|---|---|-----|-------|-------|-----|------|----|--------|-----|
| 9/3 | vs. UCLA | 0-1 | ** | 0 | 0 | 0 | 4 | .000 | 1 | .250 | 0 | 0-0 | 76 |
| 9/5 | CALIFORNIA (2ot) | 0-0 | ** | 0 | 0 | 0 | 4 | .000 | 2 | .375 | 0 | 0-0 | 88 |
| 9/10 | DRAKE | 2-0 | ** | 2 | 0 | 4 | 9 | .118 | 3 | .353 | 1 | 0-0 | 75 |
| 9/12 | CAL POLY | 5-1 | ** | 0 | 0 | 0 | 1 | .111 | 0 | .333 | 0 | 0-0 | 61 |
| 9/17 | at Michigan (2ot) | 0-0 | ** | 0 | 0 | 0 | 4 | .091 | 2 | .364 | 0 | 0-0 | 90 |
| 9/19 | MICHIGAN STATE | 0-2 | ** | 0 | 0 | 0 | 3 | .080 | 1 | .360 | 0 | 0-0 | 66 |
| 9/25 | ST. JOHN'S | 1-0 | ** | 1 | 0 | 2 | 4 | .103 | 2 | .379 | 1 | 0-0 | 84 |
| Totals | | | 7-7 | 3 | 0 | 6 | 29 | .103 | 11 | .379 | 2 | 0-0 | 540 |

#12 Craig Krzyskowski • Sr. • D

| Date | Opponent | Score | GP-GS | G | A | Pts | Shots | Shot% | SOG | SOG% | GW | PK-ATT | MIN |
|--------|-------------------|-------|-------|---|---|--------------|-------|-------|-----|------|----|--------|-----|
| 9/3 | vs. UCLA | | | | | DID NOT PLAY | | | | | | | |
| 9/5 | CALIFORNIA (2ot) | | | | | DID NOT PLAY | | | | | | | |
| 9/10 | DRAKE | | | | | DID NOT PLAY | | | | | | | |
| 9/12 | CAL POLY | 5-1 | * | 0 | 0 | 0 | 0 | .000 | 0 | .000 | 0 | 0-0 | 7 |
| 9/17 | at Michigan (2ot) | | | | | DID NOT PLAY | | | | | | | |
| 9/19 | MICHIGAN STATE | | | | | DID NOT PLAY | | | | | | | |
| 9/25 | ST. JOHN'S | 1-0 | | | | DID NOT PLAY | | | | | | | |
| Totals | | | 1-0 | 0 | 0 | 0 | 0 | .000 | 0 | .000 | 0 | 0-0 | 7 |

#13 Will Walsh • Jr. • GK

| Date | Opponent | Score | GP-GS | Minutes | GA | GAAvg. | Saves | Save% | W | L | T | Shutouts |
|--------|-------------------|-------|-------|---------|----|--------|-------|-------|---|---|---|----------|
| 9/3 | vs. UCLA | 0-1 | ** | 90:00 | 1 | 1.00 | 5 | .833 | 0 | 1 | 0 | 0 |
| 9/5 | CALIFORNIA (2ot) | 0-0 | ** | 110:00 | 0 | 0.45 | 4 | .900 | 0 | 1 | 1 | 1 |
| 9/10 | DRAKE | 2-0 | ** | 90:00 | 0 | 0.31 | 3 | .923 | 1 | 1 | 1 | 1 |
| 9/12 | CAL POLY | 5-1 | ** | 90:00 | 1 | 0.47 | 4 | .889 | 2 | 1 | 1 | 0 |
| 9/17 | at Michigan (2ot) | 0-0 | ** | 110:00 | 0 | 0.37 | 7 | .920 | 2 | 1 | 2 | 1 |
| 9/19 | MICHIGAN STATE | 0-2 | ** | 90:00 | 2 | 0.62 | 5 | .875 | 2 | 2 | 2 | 0 |
| 9/25 | ST. JOHN'S | 1-0 | ** | 90:00 | 0 | 0.54 | 0 | .875 | 3 | 2 | 2 | 1 |
| Totals | | | 7-7 | 670:00 | 4 | 0.54 | 28 | .875 | 3 | 2 | 2 | 4 |

#14 Danny O'Leary • So. • M/D

| Date | Opponent | Score | GP-GS | G | A | Pts | Shots | Shot% | SOG | SOG% | GW | PK-ATT | MIN |
|--------|-------------------|-------|-------|---|---|-----|-------|-------|-----|------|----|--------|-----|
| 9/3 | vs. UCLA | 0-1 | * | 0 | 0 | 0 | 0 | .000 | 0 | .000 | 0 | 0-0 | 14 |
| 9/5 | CALIFORNIA (2ot) | 0-0 | | | | | | | | | | | |
| 9/10 | DRAKE | 2-0 | * | 0 | 0 | 0 | 0 | .000 | 0 | .000 | 0 | 0-0 | 5 |
| 9/12 | CAL POLY | 5-1 | * | 0 | 0 | 0 | 0 | .000 | 0 | .000 | 0 | 0-0 | 15 |
| 9/17 | at Michigan (2ot) | 0-0 | * | 0 | 0 | 0 | 0 | .000 | 0 | .000 | 0 | 0-0 | 10 |
| 9/19 | MICHIGAN STATE | | | | | | | | | | | | |
| 9/25 | ST. JOHN'S | 1-0 | * | 0 | 0 | 0 | 0 | .000 | 0 | .000 | 0 | 0-0 | 6 |
| Totals | | | 5-0 | 0 | 0 | 0 | 0 | .000 | 0 | .000 | 0 | 0-0 | 50 |

#15 Harrison Shipp • Fr. • M

| Date | Opponent | Score | GP-GS | G | A | Pts | Shots | Shot% | SOG | SOG% | GW | PK-ATT | MIN |
|--------|-------------------|-------|-------|---|---|-----|-------|-------|-----|------|----|--------|-----|
| 9/3 | vs. UCLA | 0-1 | * | 0 | 0 | 0 | 2 | .000 | 0 | .000 | 0 | 0-0 | 30 |
| 9/5 | CALIFORNIA (2ot) | 0-0 | * | 0 | 0 | 0 | 2 | .000 | 1 | .250 | 0 | 0-0 | 68 |
| 9/10 | DRAKE | 2-0 | * | 0 | 0 | 0 | 4 | .000 | 2 | .375 | 0 | 0-0 | 30 |
| 9/12 | CAL POLY | 5-1 | * | 0 | 1 | 1 | 1 | .000 | 1 | .444 | 0 | 0-0 | 29 |
| 9/17 | at Michigan (2ot) | 0-0 | * | 0 | 0 | 0 | 1 | .000 | 0 | .400 | 0 | 0-0 | 49 |
| 9/19 | MICHIGAN STATE | 0-2 | * | 0 | 0 | 0 | 2 | .000 | 1 | .417 | 0 | 0-0 | 45 |
| 9/25 | ST. JOHN'S | 1-0 | * | 0 | 0 | 0 | 4 | .000 | 2 | .438 | 0 | 0-0 | 29 |
| Totals | | | 7-0 | 0 | 1 | 1 | 16 | .000 | 7 | .438 | 0 | 0-0 | 280 |

#16 Andrew Luttrell • Sr. • F/M

| Date | Opponent | Score | GP-GS | G | A | Pts | Shots | Shot% | SOG | SOG% | GW | PK-ATT | MIN |
|--------|-------------------|-------|-------|---|---|-----|-------|-------|-----|------|----|--------|-----|
| 9/3 | vs. UCLA | 0-1 | | | | | | | | | | | |
| 9/5 | CALIFORNIA (2ot) | 0-0 | * | 0 | 0 | 0 | 0 | .000 | 0 | .000 | 0 | 0-0 | 22 |
| 9/10 | DRAKE | 2-0 | * | 0 | 0 | 0 | 1 | .000 | 0 | .000 | 0 | 0-0 | 10 |
| 9/12 | CAL POLY | 5-1 | * | 0 | 0 | 0 | 0 | .000 | 0 | .000 | 0 | 0-0 | 14 |
| 9/17 | at Michigan (2ot) | | | | | | | | | | | | |
| 9/19 | MICHIGAN STATE | | | | | | | | | | | | |
| 9/25 | ST. JOHN'S | 1-0 | | | | | | | | | | | |
| Totals | | | 3-0 | 0 | 0 | 0 | 1 | .000 | 0 | .000 | 0 | 0-0 | 46 |

#17 Brendan King • Jr. • M

| Date | Opponent | Score | GP-GS | G | A | Pts | Shots | Shot% | SOG | SOG% | GW | PK-ATT | MIN |
|--------|-------------------|-------|-------|---|---|-----|-------|-------|-----|------|----|--------|-----|
| 9/3 | vs. UCLA | 0-1 | ** | 0 | 0 | 0 | 4 | .000 | 1 | .250 | 0 | 0-0 | 86 |
| 9/5 | CALIFORNIA (2ot) | 0-0 | ** | 0 | 0 | 0 | 6 | .000 | 2 | .300 | 0 | 0-0 | 80 |
| 9/10 | DRAKE | 2-0 | ** | 0 | 0 | 0 | 1 | .000 | 0 | .273 | 0 | 0-0 | 60 |
| 9/12 | CAL POLY | 5-1 | ** | 1 | 1 | 3 | 4 | .067 | 1 | .267 | 0 | 0-0 | 60 |
| 9/17 | at Michigan (2ot) | 0-0 | ** | 0 | 0 | 0 | 3 | .056 | 1 | .278 | 0 | 0-0 | 89 |
| 9/19 | MICHIGAN STATE | 0-2 | ** | 0 | 0 | 0 | 3 | .048 | 0 | .238 | 0 | 0-0 | 63 |
| 9/25 | ST. JOHN'S | 1-0 | ** | 0 | 0 | 0 | 3 | .042 | 0 | .208 | 0 | 0-0 | 73 |
| Totals | | | 7-7 | 1 | 1 | 3 | 24 | .042 | 5 | .208 | 0 | 0-0 | 511 |

#18 Kyle Richard • So. • M/F

| Date | Opponent | Score | GP-GS | G | A | Pts | Shots | Shot% | SOG | SOG% | GW | PK-ATT | MIN |
|--------|-------------------|-------|-------|---|---|-----|-------|-------|-----|------|----|--------|-----|
| 9/3 | vs. UCLA | 0-1 | | | | | | | | | | | |
| 9/5 | CALIFORNIA (2ot) | 0-0 | * | 0 | 0 | 0 | 0 | .000 | 0 | .000 | 0 | 0-0 | 20 |
| 9/10 | DRAKE | 2-0 | * | 0 | 0 | 0 | 0 | .000 | 0 | .000 | 0 | 0-0 | 11 |
| 9/12 | CAL POLY | 5-1 | * | 0 | 0 | 0 | 1 | .000 | 0 | .000 | 0 | 0-0 | 17 |
| 9/17 | at Michigan (2ot) | | | | | | | | | | | | |
| 9/19 | MICHIGAN STATE | 0-2 | * | 0 | 0 | 0 | 1 | .000 | 0 | .000 | 0 | 0-0 | 55 |
| 9/25 | ST. JOHN'S | 1-0 | | | | | | | | | | | |
| Totals | | | 4-0 | 0 | 0 | 0 | 2 | .000 | 0 | .000 | 0 | 0-0 | 103 |

#19 Adam Mena • Jr. • M

| Date | Opponent | Score | GP-GS | G | A | Pts | Shots | Shot% | SOG | SOG% | GW | PK-ATT | MIN |
|--------|-------------------|-------|-------|-----|---|-----|-------|-------|-----|------|----|--------|-----|
| 9/3 | vs. UCLA | 0-1 | * | 0 | 0 | 0 | 0 | .000 | 0 | .000 | 0 | 0-0 | 19 |
| 9/5 | CALIFORNIA (2ot) | 0-0 | * | 0 | 0 | 0 | 1 | .000 | 0 | .000 | 0 | 0-0 | 74 |
| 9/10 | DRAKE | 2-0 | * | 0 | 0 | 0 | 0 | .000 | 0 | .000 | 0 | 0-0 | 30 |
| 9/12 | CAL POLY | 5-1 | * | 0 | 0 | 0 | 0 | .000 | 0 | .000 | 0 | 0-0 | 30 |
| 9/17 | at Michigan (2ot) | 0-0 | * | 0 | 0 | 0 | 2 | .000 | 0 | .000 | 0 | 0-0 | 31 |
| 9/19 | MICHIGAN STATE | 0-2 | * | 0 | 0 | 0 | 3 | .000 | 2 | .333 | 0 | 0-0 | 22 |
| 9/25 | ST. JOHN'S | 1-0 | ** | 0 | 0 | 0 | 0 | .000 | 0 | .333 | 0 | 0-0 | 42 |
| Totals | | | | 7-1 | 0 | 0 | 6 | .000 | 2 | .333 | 0 | 0-0 | 248 |

#20 Grant Van De Castele • so. • D

| Date | Opponent | Score | GP-GS | G | A | Pts | Shots | Shot% | SOG | SOG% | GW | PK-ATT | MIN |
|--------|-------------------|-------|-------|-----|---|-----|-------|-------|-----|------|----|--------|-----|
| 9/3 | vs. UCLA | 0-1 | ** | 0 | 0 | 0 | 1 | .000 | 0 | .000 | 0 | 0-0 | 90 |
| 9/5 | CALIFORNIA (2ot) | 0-0 | ** | 0 | 0 | 0 | 1 | .000 | 0 | .000 | 0 | 0-0 | 110 |
| 9/10 | DRAKE | 2-0 | ** | 0 | 0 | 0 | 0 | .000 | 0 | .000 | 0 | 0-0 | 90 |
| 9/12 | CAL POLY | 5-1 | ** | 1 | 0 | 2 | 3 | .200 | 1 | .200 | 0 | 0-0 | 84 |
| 9/17 | at Michigan (2ot) | 0-0 | ** | 0 | 0 | 0 | 1 | .167 | 0 | .167 | 0 | 0-0 | 110 |
| 9/19 | MICHIGAN STATE | 0-2 | ** | 0 | 0 | 0 | 0 | .167 | 0 | .167 | 0 | 0-0 | 79 |
| 9/25 | ST. JOHN'S | 1-0 | ** | 0 | 0 | 0 | 0 | .167 | 0 | .167 | 0 | 0-0 | 90 |
| Totals | | | | 7-7 | 1 | 0 | 6 | .167 | 1 | .167 | 0 | 0-0 | 653 |

#21 Eric Tilley • so. • M/D

| Date | Opponent | Score | GP-GS | G | A | Pts | Shots | Shot% | SOG | SOG% | GW | PK-ATT | MIN |
|----------------|----------|-------|-------|---|---|-----|-------|-------|-----|------|----|--------|-----|
| HAS NOT PLAYED | | | | | | | | | | | | | |
| Totals | | | | | | | | | | | | | |

#22 Luke Mishu • Fr. • D

| Date | Opponent | Score | GP-GS | G | A | Pts | Shots | Shot% | SOG | SOG% | GW | PK-ATT | MIN |
|----------------|----------|-------|-------|---|---|-----|-------|-------|-----|------|----|--------|-----|
| HAS NOT PLAYED | | | | | | | | | | | | | |
| Totals | | | | | | | | | | | | | |

#23 Michael Rose • Jr. • M/F

| Date | Opponent | Score | GP-GS | G | A | Pts | Shots | Shot% | SOG | SOG% | GW | PK-ATT | MIN |
|--------|-------------------|-------|-------|-----|---|-----|-------|-------|-----|-------|----|--------|-----|
| 9/3 | vs. UCLA | 0-1 | ** | 0 | 0 | 0 | 1 | .000 | 1 | 1.000 | 0 | 0-0 | 75 |
| 9/5 | CALIFORNIA (2ot) | 0-0 | ** | 0 | 0 | 0 | 3 | .000 | 1 | .500 | 0 | 0-0 | 88 |
| 9/10 | DRAKE | 2-0 | ** | 0 | 1 | 1 | 3 | .000 | 1 | .429 | 0 | 0-0 | 79 |
| 9/12 | CAL POLY | 5-1 | ** | 0 | 0 | 0 | 0 | .000 | 0 | .429 | 0 | 0-0 | 74 |
| 9/17 | at Michigan (2ot) | 0-0 | ** | 0 | 0 | 0 | 1 | .000 | 1 | .500 | 0 | 0-0 | 89 |
| 9/19 | MICHIGAN STATE | 0-2 | ** | 0 | 0 | 0 | 1 | .000 | 0 | .444 | 0 | 0-0 | 59 |
| 9/25 | ST. JOHN'S | 1-0 | * | 0 | 0 | 0 | 2 | .000 | 1 | .455 | 0 | 0-0 | 64 |
| Totals | | | | 7-7 | 0 | 1 | 11 | .000 | 5 | .455 | 0 | 0-0 | 528 |

#24 Andrew O'Malley • Fr. • D

| Date | Opponent | Score | GP-GS | G | A | Pts | Shots | Shot% | SOG | SOG% | GW | PK-ATT | MIN |
|----------------|----------|-------|-------|---|---|-----|-------|-------|-----|------|----|--------|-----|
| HAS NOT PLAYED | | | | | | | | | | | | | |
| Totals | | | | | | | | | | | | | |

#25 Alex Priede • Fr. • F



| Date | Opponent | Score | GP-GS | G | A | Pts | Shots | Shot% | SOG | SOG% | GW | PK-ATT | MIN |
|----------------|----------|-------|-------|---|---|-----|-------|-------|-----|------|----|--------|-----|
| HAS NOT PLAYED | | | | | | | | | | | | | |
| Totals | | | | | | | | | | | | | |

#26 Leon Brown • Fr. • F

| Date | Opponent | Score | GP-GS | G | A | Pts | Shots | Shot% | SOG | SOG% | GW | PK-ATT | MIN |
|----------------|----------|-------|-------|---|---|-----|-------|-------|-----|------|----|--------|-----|
| HAS NOT PLAYED | | | | | | | | | | | | | |
| Totals | | | | | | | | | | | | | |

#27 Kyle Craft • Fr. • M

| Date | Opponent | Score | GP-GS | G | A | Pts | Shots | Shot% | SOG | SOG% | GW | PK-ATT | MIN |
|----------------|----------|-------|-------|---|---|-----|-------|-------|-----|------|----|--------|-----|
| HAS NOT PLAYED | | | | | | | | | | | | | |
| Totals | | | | | | | | | | | | | |



 **GAME 1** 

Sept. 3, 2010
 Bill Armstrong Stadium • Bloomington, Ind.
 adidas/IU Credit Union Classic

| | <u>1</u> | <u>2</u> | | <u>F</u> |
|----------------|----------|----------|---|----------|
| #5 UCLA | 1 | 0 | - | 1 |
| #18 Notre Dame | 0 | 0 | - | 0 |

Scoring: UCLA: Ryan Hollingshead (Kelyn Rowe) 22:54
Goalkeepers: UCLA: Brian Rowe - 90:00 - 0 ga - 7 svs - W;
 ND: Will Walsh - 90:00 - 1 ga - 5 svs - L

| | <u>UCLA</u> | <u>ND</u> |
|--------------|-------------|-----------|
| Shots | 14 | 19 |
| Corner Kicks | 4 | 10 |
| Saves | 7 | 5 |
| Fouls | 10 | 9 |
| Offsides | 2 | 4 |



 **GAME 2** 

Sept. 5, 2010
 Alumni Stadium • Notre Dame, Ind.
 adidas/IU Credit Union Classic

| | <u>1</u> | <u>2</u> | <u>OT</u> | <u>OT2</u> | | <u>F</u> |
|----------------|----------|----------|-----------|------------|---|----------|
| California | 0 | 0 | 0 | 0 | - | 0 |
| #18 Notre Dame | 0 | 0 | 0 | 0 | - | 0 |

Scoring: None
Goalkeepers: CAL: David Bingham - 110:00 - 0 ga - 9 svs - T; ND: Will Walsh - 110:00 - 0 ga - 4 svs - T

| | <u>CAL</u> | <u>ND</u> |
|--------------|------------|-----------|
| Shots | 16 | 28 |
| Corner Kicks | 7 | 13 |
| Saves | 9 | 4 |
| Fouls | 10 | 14 |
| Offsides | 4 | 1 |



 **GAME 3** 

Sept. 10, 2010
 Alumni Stadium • Notre Dame, Ind.
 Mike Berticelli Memorial Tournament

| | <u>1</u> | <u>2</u> | | <u>F</u> |
|------------|----------|----------|---|----------|
| #22 Drake | 0 | 0 | - | 0 |
| Notre Dame | 1 | 1 | - | 2 |

Scoring: ND: Steven Perry (Michael Rose, Dillon Powers) 26:52; ND: Steven Perry (unassisted) 77:24
Goalkeepers: DU: Jordan Kadlec - 90:00 - 2 ga - 9 svs - L;
 ND: Will Walsh - 90:00 - 0 ga - 3 svs - W

| | <u>DU</u> | <u>ND</u> |
|--------------|-----------|-----------|
| Shots | 9 | 32 |
| Corner Kicks | 1 | 11 |
| Saves | 9 | 3 |
| Fouls | 4 | 5 |
| Offsides | 1 | 1 |



 **GAME 4** 

Sept. 12, 2010
 Alumni Stadium • Notre Dame, Ind.
 Mike Berticelli Memorial Tournament

| | <u>1</u> | <u>2</u> | | <u>F</u> |
|------------|----------|----------|---|----------|
| Cal Poly | 0 | 1 | - | 1 |
| Notre Dame | 0 | 5 | - | 5 |

Scoring: ND: Aaron Maund (Brendan King) 50:04; ND: Dillon Powers (Jeb Brovsky) 56:25; ND: Brendan King (unassisted) 61:18; ND: Greg Klazura (unassisted) 70:57; ND: Grant Van De Castele (Dillon Powers, Harrison Shipp) 73:25; CP: Cameron Walters (unassisted) 89:54
Goalkeepers: CP: Chris Violas - 90:00 - 5 ga - 2 svs - L; ND: Will Walsh - 90:00 - 1 ga - 4 svs - W

| | <u>CP</u> | <u>ND</u> |
|--------------|-----------|-----------|
| Shots | 9 | 17 |
| Corner Kicks | 3 | 6 |
| Saves | 2 | 4 |
| Fouls | 8 | 11 |
| Offsides | 3 | 3 |



 **GAME 5** 

Sept. 17, 2010
 U-M Soccer Complex • Ann Arbor, Mich.

| | <u>1</u> | <u>2</u> | <u>OT</u> | <u>OT2</u> | | <u>F</u> |
|----------------|----------|----------|-----------|------------|---|----------|
| #24 Notre Dame | 0 | 0 | 0 | 0 | - | 0 |
| Michigan | 0 | 0 | 0 | 0 | - | 0 |

Scoring: None
Goalkeepers: ND: Will Walsh - 7 SV, 0 GA, 110:00, T; UM: Chris Blais - 7 SV, 0 GA, 110:00, T

| | <u>ND</u> | <u>UM</u> |
|--------------|-----------|-----------|
| Shots | 22 | 22 |
| Corner Kicks | 9 | 4 |
| Saves | 7 | 7 |
| Fouls | 14 | 12 |
| Offsides | 2 | 4 |



 **GAME 6** 

Sept. 19, 2010
 Alumni Stadium • Notre Dame, Ind.

| | <u>1</u> | <u>2</u> | | <u>F</u> |
|--------------------|----------|----------|---|----------|
| #15 Michigan State | 1 | 1 | - | 2 |
| #24 Notre Dame | 0 | 0 | - | 0 |

Scoring: MSU: Domenic Barone (Josh Barends, Cyrus Saydee) 39:30; MSU: Domenic Barone (Cyrus Saydee) 83:49
Goalkeepers: MSU: Avery Steinlage - 6 SV, 0 GA, 90:00, W; ND: Will Walsh - 5 SV, 2 GA, 90:00, L

| | <u>MSU</u> | <u>ND</u> |
|--------------|------------|-----------|
| Shots | 13 | 22 |
| Corner Kicks | 6 | 7 |
| Saves | 6 | 5 |
| Fouls | 11 | 19 |
| Offsides | 2 | 2 |

 **GAME 7** 

Sept. 25, 2010
 Alumni Stadium • Notre Dame, Ind.

| | <u>1</u> | <u>2</u> | | <u>F</u> |
|----------------|----------|----------|---|----------|
| #12 St. John's | 0 | 0 | - | 0 |
| Notre Dame | 0 | 1 | - | 1 |

Scoring: ND: Steven Perry (unassisted) 69:14
Goalkeepers: SJ: Rafael Diaz - 8 SV, 1 GA, 90:00, L; ND: Will Walsh - 0 SV, 0 GA, 90:00, W

| | <u>SJ</u> | <u>ND</u> |
|--------------|-----------|-----------|
| Shots | 7 | 18 |
| Corner Kicks | 6 | 7 |
| Saves | 8 | 0 |
| Fouls | 7 | 9 |
| Offsides | 2 | 0 |

2010 Notre Dame Men's Soccer
Notre Dame Combined Team Statistics (as of Sep 25, 2010)
All games

| RECORD: | OVERALL | HOME | AWAY | NEUTRAL |
|----------------|----------------|-------------|-------------|----------------|
| ALL GAMES | 3-2-2 | 3-1-1 | 0-0-1 | 0-1 |
| CONFERENCE | 1-0 | 1-0 | 0-0 | 0-0 |
| NON-CONFERENCE | 2-2-2 | 2-1-1 | 0-0-1 | 0-1 |

| Date | Opponent | Score | Att. | # | Player | gp | g | a | pts | sh | sh% | sog | sog% | gw | pk-att |
|----------|--------------------|---------|------|----|---------------------|----|---|---|-----|----|------|-----|------|----|--------|
| Sep 03 | vs #5 UCLA | L 0-1 | 2952 | 11 | PERRY, Steven | 7 | 3 | 0 | 6 | 29 | .103 | 11 | .379 | 2 | 0-0 |
| Sep 05 | CALIFORNIA | To2 0-0 | 1379 | 8 | POWERS, Dillon | 7 | 1 | 2 | 4 | 18 | .056 | 8 | .444 | 1 | 0-0 |
| Sep 10 | #22 DRAKE | W 2-0 | 1547 | 17 | KING, Brendan | 7 | 1 | 1 | 3 | 24 | .042 | 5 | .208 | 0 | 0-0 |
| Sep 12 | CAL POLY | W 5-1 | 892 | 20 | VAN DE CASTEELE, Gr | 7 | 1 | 0 | 2 | 6 | .167 | 1 | .167 | 0 | 0-0 |
| Sep 17 | at Michigan | To2 0-0 | 3503 | 6 | KLAZURA, Greg | 7 | 1 | 0 | 2 | 5 | .200 | 3 | .600 | 0 | 0-0 |
| Sep 19 | #15 MICHIGAN STATE | L 0-2 | 893 | 2 | MAUND, Aaron | 7 | 1 | 0 | 2 | 4 | .250 | 2 | .500 | 0 | 0-0 |
| * Sep 25 | #12 ST. JOHN'S | W 1-0 | 928 | 5 | BROVSKY, Jeb | 7 | 0 | 1 | 1 | 17 | .000 | 7 | .412 | 0 | 0-0 |

* - BIG EAST Game

| TEAM STATISTICS | ND | OPP |
|------------------------|-----------|------------|
| SHOT STATISTICS | | |
| Goals-Shot attempts | 8-158 | 4-90 |
| Goals scored per game | 1.14 | 0.57 |
| Shot pct. | .051 | .044 |
| Shots on goal-Attempts | 56-158 | 32-90 |
| SOG pct. | .354 | .356 |
| Shots/Game | 22.6 | 12.9 |
| CORNER KICKS | 63 | 31 |
| PENALTY KICKS | 0-0 | 0-1 |
| PENALTIES | | |
| Yellow cards | 10 | 6 |
| Red cards | 0 | 0 |
| ATTENDANCE | | |
| Total | 5639 | 3503 |
| Dates/Avg Per Date | 5/1128 | 1/3503 |
| Neutral Site #/Avg | 1/2952 | |

| | | | | | | | | | | | |
|-----------|-------------------|---|---|---|----|-----|------|----|-------|---|-----|
| 15 | SHIPP, Harrison | 7 | 0 | 1 | 1 | 16 | .000 | 7 | .438 | 0 | 0-0 |
| 23 | ROSE, Michael | 7 | 0 | 1 | 1 | 11 | .000 | 5 | .455 | 0 | 0-0 |
| 10 | SUTTON, Chris | 7 | 0 | 0 | 0 | 14 | .000 | 3 | .214 | 0 | 0-0 |
| 19 | MENA, Adam | 7 | 0 | 0 | 0 | 6 | .000 | 2 | .333 | 0 | 0-0 |
| 3 | DUCKETT, Bilal | 7 | 0 | 0 | 0 | 4 | .000 | 1 | .250 | 0 | 0-0 |
| 18 | RICHARD, Kyle | 4 | 0 | 0 | 0 | 2 | .000 | 0 | .000 | 0 | 0-0 |
| 16 | LUTTRELL, Andrew | 3 | 0 | 0 | 0 | 1 | .000 | 0 | .000 | 0 | 0-0 |
| 13 | WALSH, Will | 7 | 0 | 0 | 0 | 1 | .000 | 1 | 1.000 | 0 | 0-0 |
| 14 | O'LEARY, Danny | 5 | 0 | 0 | 0 | 0 | .000 | 0 | .000 | 0 | 0-0 |
| 12 | KRZYKOWSKI, Craig | 1 | 0 | 0 | 0 | 0 | .000 | 0 | .000 | 0 | 0-0 |
| 9 | NOVAK, Bob | 1 | 0 | 0 | 0 | 0 | .000 | 0 | .000 | 0 | 0-0 |
| 7 | KNAPP, Michael | 1 | 0 | 0 | 0 | 0 | .000 | 0 | .000 | 0 | 0-0 |
| 4 | McGRATH, Sean | 1 | 0 | 0 | 0 | 0 | .000 | 0 | .000 | 0 | 0-0 |
| Total | | 7 | 8 | 6 | 22 | 158 | .051 | 56 | .354 | 3 | 0-0 |
| Opponents | | 7 | 4 | 4 | 12 | 90 | .044 | 32 | .356 | 2 | 0-1 |

| # | Goalie | GP | Min. | GA | GAAvg | Saves | Pct | W-L-T | Sho |
|-----------|-------------|----|--------|----|-------|-------|------|-------|-----|
| 13 | WALSH, Will | 7 | 670:00 | 4 | 0.54 | 28 | .875 | 3-2-2 | 4 |
| Total | | 7 | 670:00 | 4 | 0.54 | 28 | .875 | 3-2-2 | 4 |
| Opponents | | 7 | 670:00 | 8 | 1.07 | 48 | .857 | 2-3-2 | 4 |

| Goals by Period | 1st | 2nd | OT | OT2 | Total |
|------------------------|-----|-----|----|-----|-------|
| Notre Dame | 1 | 7 | 0 | 0 | 8 |
| Opponents | 2 | 2 | 0 | 0 | 4 |

| Shots by Period | 1st | 2nd | OT | OT2 | Total |
|------------------------|-----|-----|----|-----|-------|
| Notre Dame | 70 | 78 | 5 | 5 | 158 |
| Opponents | 40 | 45 | 1 | 4 | 90 |

| Saves by Period | 1st | 2nd | OT | OT2 | Total |
|------------------------|-----|-----|----|-----|-------|
| Notre Dame | 16 | 11 | 0 | 1 | 28 |
| Opponents | 21 | 25 | 0 | 2 | 48 |

| Corners by Period | 1st | 2nd | OT | OT2 | Total |
|--------------------------|-----|-----|----|-----|-------|
| Notre Dame | 28 | 29 | 4 | 2 | 63 |
| Opponents | 14 | 16 | 1 | 0 | 31 |

| Fouls by Period | 1st | 2nd | OT | OT2 | Total |
|------------------------|-----|-----|----|-----|-------|
| Notre Dame | 33 | 43 | 1 | 4 | 81 |
| Opponents | 25 | 34 | 1 | 2 | 62 |

2010 Notre Dame Men's Soccer
Notre Dame Overall Individual Statistics (as of Sep 25, 2010)
All games

Overall: 3-2-2 Conf: 1-0-0 Home: 3-1-1 Away: 0-0-1 Neut: 0-1-0

| ## | Player | gp-gs | min | g | a | pts | sh | sh% | sog | sog% | gwg | pk-att |
|-----------|----------------------|-------|-----|---|---|-----|-----|------|-----|-------|-----|--------|
| 11 | PERRY, Steven | 7-7 | 540 | 3 | 0 | 6 | 29 | .103 | 11 | .379 | 2 | 0-0 |
| 8 | POWERS, Dillon | 7-7 | 624 | 1 | 2 | 4 | 18 | .056 | 8 | .444 | 1 | 0-0 |
| 17 | KING, Brendan | 7-7 | 511 | 1 | 1 | 3 | 24 | .042 | 5 | .208 | 0 | 0-0 |
| 20 | VAN DE CASTEELE, Gra | 7-7 | 653 | 1 | 0 | 2 | 6 | .167 | 1 | .167 | 0 | 0-0 |
| 6 | KLAZURA, Greg | 7-7 | 664 | 1 | 0 | 2 | 5 | .200 | 3 | .600 | 0 | 0-0 |
| 2 | MAUND, Aaron | 7-7 | 670 | 1 | 0 | 2 | 4 | .250 | 2 | .500 | 0 | 0-0 |
| 5 | BROVSKY, Jeb | 7-7 | 536 | 0 | 1 | 1 | 17 | .000 | 7 | .412 | 0 | 0-0 |
| 15 | SHIPP, Harrison | 7-0 | 280 | 0 | 1 | 1 | 16 | .000 | 7 | .438 | 0 | 0-0 |
| 23 | ROSE, Michael | 7-6 | 528 | 0 | 1 | 1 | 11 | .000 | 5 | .455 | 0 | 0-0 |
| 10 | SUTTON, Chris | 7-7 | 550 | 0 | 0 | 0 | 14 | .000 | 3 | .214 | 0 | 0-0 |
| 19 | MENA, Adam | 7-1 | 248 | 0 | 0 | 0 | 6 | .000 | 2 | .333 | 0 | 0-0 |
| 3 | DUCKETT, Bilal | 7-7 | 659 | 0 | 0 | 0 | 4 | .000 | 1 | .250 | 0 | 0-0 |
| 18 | RICHARD, Kyle | 4-0 | 103 | 0 | 0 | 0 | 2 | .000 | 0 | .000 | 0 | 0-0 |
| 16 | LUTTRELL, Andrew | 3-0 | 46 | 0 | 0 | 0 | 1 | .000 | 0 | .000 | 0 | 0-0 |
| 13 | WALSH, Will | 7-7 | 670 | 0 | 0 | 0 | 1 | .000 | 1 | 1.000 | 0 | 0-0 |
| 14 | O'LEARY, Danny | 5-0 | 50 | 0 | 0 | 0 | 0 | .000 | 0 | .000 | 0 | 0-0 |
| 12 | KRZYSKOWSKI, Craig | 1-0 | 7 | 0 | 0 | 0 | 0 | .000 | 0 | .000 | 0 | 0-0 |
| 9 | NOVAK, Bob | 1-0 | 15 | 0 | 0 | 0 | 0 | .000 | 0 | .000 | 0 | 0-0 |
| 7 | KNAPP, Michael | 1-0 | 11 | 0 | 0 | 0 | 0 | .000 | 0 | .000 | 0 | 0-0 |
| 4 | McGRATH, Sean | 1-0 | 7 | 0 | 0 | 0 | 0 | .000 | 0 | .000 | 0 | 0-0 |
| Total | | 7 | - | 8 | 6 | 22 | 158 | .051 | 56 | .354 | 3 | 0-0 |
| Opponents | | 7 | - | 4 | 4 | 12 | 90 | .044 | 32 | .356 | 2 | 0-1 |

| ## | Goalie | gp-gs | Goal Average | | | Saves | | Record | | | |
|-----------|-------------|-------|--------------|----|-------|-------|------|--------|---|---|-----|
| | | | min | ga | gaavg | saves | pct | w | l | t | sho |
| 13 | WALSH, Will | 7-7 | 670:00 | 4 | 0.54 | 28 | .875 | 3 | 2 | 2 | 4 |
| Total | | 7 | 670:00 | 4 | 0.54 | 28 | .875 | 3 | 2 | 2 | 4 |
| Opponents | | 7 | 670:00 | 8 | 1.07 | 48 | .857 | 2 | 3 | 2 | 4 |

Team saves: 0

| Goals by Period | 1st | 2nd | OT | OT2 | Total |
|-----------------|-----|-----|----|-----|-------|
| Notre Dame | 1 | 7 | 0 | 0 | 8 |
| Opponents | 2 | 2 | 0 | 0 | 4 |

| Corners by Period | 1st | 2nd | OT | OT2 | Total |
|-------------------|-----|-----|----|-----|-------|
| Notre Dame | 28 | 29 | 4 | 2 | 63 |
| Opponents | 14 | 16 | 1 | 0 | 31 |

| Shots by Period | 1st | 2nd | OT | OT2 | Total |
|-----------------|-----|-----|----|-----|-------|
| Notre Dame | 70 | 78 | 5 | 5 | 158 |
| Opponents | 40 | 45 | 1 | 4 | 90 |

| Fouls by Period | 1st | 2nd | OT | OT2 | Total |
|-----------------|-----|-----|----|-----|-------|
| Notre Dame | 33 | 43 | 1 | 4 | 81 |
| Opponents | 25 | 34 | 1 | 2 | 62 |

| Saves by Period | 1st | 2nd | OT | OT2 | Total |
|-----------------|-----|-----|----|-----|-------|
| Notre Dame | 16 | 11 | 0 | 1 | 28 |
| Opponents | 21 | 25 | 0 | 2 | 48 |

| Attendance Summary | ND | Opponent |
|--------------------|--------|----------|
| Total | 5639 | 3503 |
| Dates/Avg Per Date | 5/1128 | 1/3503 |
| Neutral Site #/Avg | 1/2952 | |

2010 Notre Dame Men's Soccer
Notre Dame Overall Team Statistics (as of Sep 25, 2010)
All games

Overall: 3-2-2 Conf: 1-0-0 Home: 3-1-1 Away: 0-0-1 Neut: 0-1-0

| TEAM STATISTICS | ND | OPP |
|------------------------|-----------|------------|
| SHOT STATISTICS | | |
| Goals-Shot attempts | 8-158 | 4-90 |
| Goals scored per game | 1.14 | 0.57 |
| Shot pct. | .051 | .044 |
| Shots on goal-Attempts | 56-158 | 32-90 |
| SOG pct. | .354 | .356 |
| Shots/Game | 22.6 | 12.9 |
| Assists | 6 | 4 |
| CORNER KICKS | 63 | 31 |
| PENALTY KICKS | 0-0 | 0-1 |
| PENALTIES | | |
| Yellow cards | 10 | 6 |
| Red cards | 0 | 0 |
| ATTENDANCE | | |
| Total | 5639 | 3503 |
| Dates/Avg Per Date | 5/1128 | 1/3503 |
| Neutral Site #/Avg | 1/2952 | |

| Goals by Period | 1st | 2nd | OT | OT2 | Total |
|------------------------|------------|------------|-----------|------------|--------------|
| Notre Dame | 1 | 7 | 0 | 0 | 8 |
| Opponents | 2 | 2 | 0 | 0 | 4 |

| Corners by Period | 1st | 2nd | OT | OT2 | Total |
|--------------------------|------------|------------|-----------|------------|--------------|
| Notre Dame | 28 | 29 | 4 | 2 | 63 |
| Opponents | 14 | 16 | 1 | 0 | 31 |

| Shots by Period | 1st | 2nd | OT | OT2 | Total |
|------------------------|------------|------------|-----------|------------|--------------|
| Notre Dame | 70 | 78 | 5 | 5 | 158 |
| Opponents | 40 | 45 | 1 | 4 | 90 |

| Fouls by Period | 1st | 2nd | OT | OT2 | Total |
|------------------------|------------|------------|-----------|------------|--------------|
| Notre Dame | 33 | 43 | 1 | 4 | 81 |
| Opponents | 25 | 34 | 1 | 2 | 62 |

| Saves by Period | 1st | 2nd | OT | OT2 | Total |
|------------------------|------------|------------|-----------|------------|--------------|
| Notre Dame | 16 | 11 | 0 | 1 | 28 |
| Opponents | 21 | 25 | 0 | 2 | 48 |

2010 Notre Dame Men's Soccer
Notre Dame Category Leaders (as of Sep 25, 2010)
All games

| ## | Points | GP | G | A | Pts | Shots |
|----|----------------------|----|---|---|-----|-------|
| 11 | PERRY, Steven | 7 | 3 | 0 | 6 | 29 |
| 8 | POWERS, Dillon | 7 | 1 | 2 | 4 | 18 |
| 17 | KING, Brendan | 7 | 1 | 1 | 3 | 24 |
| 20 | VAN DE CASTEELE, Gra | 7 | 1 | 0 | 2 | 6 |
| 6 | KLAZURA, Greg | 7 | 1 | 0 | 2 | 5 |
| 2 | MAUND, Aaron | 7 | 1 | 0 | 2 | 4 |
| 5 | BROVSKY, Jeb | 7 | 0 | 1 | 1 | 17 |
| 15 | SHIPP, Harrison | 7 | 0 | 1 | 1 | 16 |
| 23 | ROSE, Michael | 7 | 0 | 1 | 1 | 11 |

| ## | Goals | GP | G | A | Pts | Shots |
|----|----------------------|----|---|---|-----|-------|
| 11 | PERRY, Steven | 7 | 3 | 0 | 6 | 29 |
| 8 | POWERS, Dillon | 7 | 1 | 2 | 4 | 18 |
| 2 | MAUND, Aaron | 7 | 1 | 0 | 2 | 4 |
| 6 | KLAZURA, Greg | 7 | 1 | 0 | 2 | 5 |
| 20 | VAN DE CASTEELE, Gra | 7 | 1 | 0 | 2 | 6 |
| 17 | KING, Brendan | 7 | 1 | 1 | 3 | 24 |

| ## | Assists | GP | G | A | Pts | Shots |
|----|-----------------|----|---|---|-----|-------|
| 8 | POWERS, Dillon | 7 | 1 | 2 | 4 | 18 |
| 5 | BROVSKY, Jeb | 7 | 0 | 1 | 1 | 17 |
| 15 | SHIPP, Harrison | 7 | 0 | 1 | 1 | 16 |
| 23 | ROSE, Michael | 7 | 0 | 1 | 1 | 11 |
| 17 | KING, Brendan | 7 | 1 | 1 | 3 | 24 |

| ## | Shots | GP | G | A | Shots | Shot% |
|----|----------------------|----|---|---|-------|-------|
| 11 | PERRY, Steven | 7 | 3 | 0 | 29 | .103 |
| 17 | KING, Brendan | 7 | 1 | 1 | 24 | .042 |
| 8 | POWERS, Dillon | 7 | 1 | 2 | 18 | .056 |
| 5 | BROVSKY, Jeb | 7 | 0 | 1 | 17 | .000 |
| 15 | SHIPP, Harrison | 7 | 0 | 1 | 16 | .000 |
| 10 | SUTTON, Chris | 7 | 0 | 0 | 14 | .000 |
| 23 | ROSE, Michael | 7 | 0 | 1 | 11 | .000 |
| 19 | MENA, Adam | 7 | 0 | 0 | 6 | .000 |
| 20 | VAN DE CASTEELE, Gra | 7 | 1 | 0 | 6 | .167 |
| 6 | KLAZURA, Greg | 7 | 1 | 0 | 5 | .200 |

| ## | Shots on Goal | GP | G | A | Shots | SOG | SOG% |
|----|-----------------|----|---|---|-------|-----|------|
| 11 | PERRY, Steven | 7 | 3 | 0 | 29 | 11 | .379 |
| 8 | POWERS, Dillon | 7 | 1 | 2 | 18 | 8 | .444 |
| 5 | BROVSKY, Jeb | 7 | 0 | 1 | 17 | 7 | .412 |
| 15 | SHIPP, Harrison | 7 | 0 | 1 | 16 | 7 | .438 |
| 17 | KING, Brendan | 7 | 1 | 1 | 24 | 5 | .208 |
| 23 | ROSE, Michael | 7 | 0 | 1 | 11 | 5 | .455 |
| 10 | SUTTON, Chris | 7 | 0 | 0 | 14 | 3 | .214 |
| 6 | KLAZURA, Greg | 7 | 1 | 0 | 5 | 3 | .600 |
| 19 | MENA, Adam | 7 | 0 | 0 | 6 | 2 | .333 |
| 2 | MAUND, Aaron | 7 | 1 | 0 | 4 | 2 | .500 |

| ## | Game-winning Goals | GP | No. |
|----|--------------------|----|-----|
| 11 | PERRY, Steven | 7 | 2 |
| 8 | POWERS, Dillon | 7 | 1 |

2010 Notre Dame Men's Soccer
Notre Dame Game Results (as of Sep 25, 2010)
All games

| Date | Opponent | Score | Overall | Conf | Att. | Goals scored |
|----------|--------------------|---------|---------|-------|------|--|
| Sep 03 | vs #5 UCLA | L 0-1 | 0-1-0 | 0-0-0 | 2952 | - |
| Sep 05 | CALIFORNIA | TO2 0-0 | 0-1-1 | 0-0-0 | 1379 | - |
| Sep 10 | #22 DRAKE | W 2-0 | 1-1-1 | 0-0-0 | 1547 | PERRY, Steven (ROSE, Michael;POWERS, Dillon) PERRY, Steven (unassisted) |
| Sep 12 | CAL POLY | W 5-1 | 2-1-1 | 0-0-0 | 892 | MAUND, Aaron (KING, Brendan) POWERS, Dillon (BROVSKY, Jeb) KING, Brendan (unassisted) KLAZURA, Greg (unassisted) VAN DE CASTEELE, Gra (POWERS, Dillon;SHIPP, Harrison) |
| Sep 17 | at Michigan | TO2 0-0 | 2-1-2 | 0-0-0 | 3503 | - |
| Sep 19 | #15 MICHIGAN STATE | L 0-2 | 2-2-2 | 0-0-0 | 893 | - |
| * Sep 25 | #12 ST. JOHN'S | W 1-0 | 3-2-2 | 1-0-0 | 928 | PERRY, Steven (unassisted) |

* - BIG EAST Game

| Team Record | W-L-T | Attendance | Dates | Total | Avg. |
|-------------|-------|------------|-------|-------|------|
| Overall: | 3-2-2 | Total: | 7 | 12094 | 1728 |
| Conference: | 1-0 | Home: | 5 | 5639 | 1128 |
| Home: | 3-1-1 | Away: | 1 | 3503 | 3503 |
| Away: | 0-0-1 | Neutral: | 1 | 2952 | 2952 |
| Neutral: | 0-1 | | | | |
| Overtime: | 0-0-2 | | | | |