



NOTRE DAME

HOCKEY



GAME 40

#1 NOTRE DAME VS. #3 MINNESOTA DULUTH

NATIONAL CHAMPIONSHIP

GAME INFORMATION

Game 40	Saturday, April 7 7:30 p.m. ET NCAA Frozen Four Final	Xcel Energy Center (17,954) St. Paul, Minnesota
Records	Notre Dame Fighting Irish 28-9-2, 17-6-1-1 B1G	Minnesota Duluth Bulldogs 24-16-3, 13-11-0 NCHC
TV & Streaming Coverage	ESPN & WatchESPN	Play-By-Play: John Buccigross Analyst: Barry Melrose Reporter: Quint Kessenich
Radio/Audio Coverage	94.3 FM (South Bend) & UND.com Westwood One National	Darin Pritchett

THE SERIES

All-Time	ND leads 22-16-6	Last: ND 3-1 Oct. 15, 2016 Amsoil Arena Duluth, MN
Neutral	UMD leads 2-1-0	Last: UMD 4-3 April 7, 2011 Frozen Four Semi Saint Paul, MN

COUNTDOWN TO PUCK DROP

158	Senior defenseman Jordan Gross has skated in 158 consecutive games (each game of his Irish career).
137	Jake Evans leads all players in the Frozen Four in career points (41-96-137). Evans (32) is also one of 15 players nationally with at least 30 assists on the season.
86	Junior defenseman Dennis Gilbert ranks fourth nationally with 86 blocked shots this season. He totaled 70 blocks as a freshman and 78 as a sophomore.
31	The Fighting Irish are outscoring opponents by a combined 31 goals over the second, third and overtime periods this season (88-57).
27	With a 27-7-1 record, sophomore goaltender, Hobey Baker Top 10 Finalist and Richter Award finalist Cale Morris leads the nation in victories.
14	Notre Dame is 14-3 in one-goal games this season, including 5-0 in the postseason.
13	Head coach Jeff Jackson is in his 13th season behind the Notre Dame bench. He has led the Irish to nine NCAA tournament appearances and four Frozen Fours.
7	With the 2018 Big Ten tournament and regular season titles, Notre Dame has now won seven conference championships in program history, each under Jeff Jackson (three regular season).
.944	Hobey Baker Top 10 Finalist Cale Morris has a .944 save percentage, which leads the nation. He has posted the impressive save percentage while playing 21 games against the nation's top-15 scoring offenses (ranked by goals per game) and leading the nation in shots faced.

WHAT'S INSIDE

2-9	Notes
2	Quick Facts
3	Numerical Roster / Pronunciations
3	Current Irish In The NHL Draft
4	Geographic Breakdown
4	2017-18 Honors & Awards
5	Major/College Breakdown
6	National Polls
10	Series History vs. Minnesota Duluth

WHAT'S INSIDE

10	2016 Box Scores vs. Minnesota Duluth
11-12	Head Coach Jeff Jackson
13	2017-18 Record When ...
14-15	The Last Time
16-22	2017-18 Stats
23-37	Player Notes & Career Stats
38-47	2017-18 Box Scores
48-57	Irish NCAA Tournament History
58	2018 NCAA & Playoff Stats

2017-18 SCHEDULE

Date	ND Rk	Opp Rk	Opponent	Location	TV	Time/Score
Oct. 1	8/8	--/--	USNTDP (exh.)	Notre Dame, Ind.	--	W, 4-3
Oct. 6	8/8	--/--	Alabama Huntsville	Notre Dame, Ind.	NBCSC+	W, 5-3
Oct. 7	8/8	--/--	Alabama Huntsville	Notre Dame, Ind.	NBCSC+	W, 4-0
Oct. 13	4/6	1/1	Denver	Notre Dame, Ind.	NBCSN	T, 2-2 (ot)
Oct. 14	4/-6	1/1	Denver	Notre Dame, Ind.	NBCSN	L, 4-2
Oct. 19	5/6	--/--	Sacred Heart	Notre Dame, Ind.	NBCSC+	L, 6-4
Oct. 20	5/6	--/--	Sacred Heart	Notre Dame, Ind.	NBCSC+	W, 3-1
Oct. 26	8/t8	RV/--	Omaha	Notre Dame, Ind.	NBCSC+	L, 6-4
Oct. 27	8/t8	RV/--	Omaha	Notre Dame, Ind.	NBCSC+	W, 5-4
Nov. 3	10/10	16/RV	at Ohio State	Columbus, Ohio	BTN	W, 4-1
Nov. 4	10/10	16/RV	at Ohio State	Columbus, Ohio	--	W, 3-2
Nov. 10	6/6	19/RV	Penn State	Notre Dame, Ind.	--	W, 5-3
Nov. 11	6/6	19/RV	Penn State	Notre Dame, Ind.	NBCSN	W, 1-0
Nov. 17	4/4	--/--	at RPI	Troy, N.Y.	--	W, 4-1
Nov. 18	4/4	--/--	at RPI	Troy, N.Y.	--	W, 1-0 (ot)
Nov. 24	4/4	6/6	Minnesota	Notre Dame, Ind.	NBCSN	W, 1-0
Nov. 25	4/4	6/6	Minnesota	Notre Dame, Ind.	NBCSC+	W, 5-2
Dec. 1	4/3	RV/--	at Michigan State	East Lansing, Mich.	--	W, 3-1
Dec. 2	4/3	RV/--	at Michigan State	East Lansing, Mich.	--	W, 2-0
Dec. 8	4/4	12/12	at Wisconsin	Madison, Wisc.	BTN	W, 3-2
Dec. 9	4/4	12/12	at Wisconsin	Madison, Wisc.	FSW+	W, 6-2
Jan. 5	2/1	RV/--	at Michigan	Ann Arbor, Mich.	BTN	W, 2-1
Jan. 7	2/1	RV/--	Michigan	Notre Dame, Ind.	NBCSN	W, 2-1
Jan. 19	1/1	18/--	Wisconsin	Notre Dame, Ind.	NBCSC+	W, 4-2
Jan. 21	1/1	18/--	Wisconsin	Chicago, Ill.	NBCSN	L, 5-0
Jan. 26	1/1	13/14	at Minnesota	Minneapolis, Minn.	ESPN2	L, 1-0 (ot)
Jan. 27	1/1	13/14	at Minnesota	Minneapolis, Minn.	FSN+	W, 4-1
Feb. 2	2/2	17/RV	at Penn State	State College, Pa.	BTN	W, 5-3
Feb. 3	2/2	17/RV	at Penn State	State College, Pa.	--	T, 2-2 (ot)
Feb. 9	1/1	6/6	Ohio State	Notre Dame, Ind.	NBCSN/TSNGo	W, 2-1
Feb. 10	1/1	6/6	Ohio State	Notre Dame, Ind.	--	L, 5-1
Feb. 16	1/1	18/RV	Michigan	Notre Dame, Ind.	NBCSC+*	L, 4-2
Feb. 18	1/1	18/RV	at Michigan	Ann Arbor, Mich.	BTN	L, 1-0
Feb. 23	5/3	--/--	Michigan State	Notre Dame, Ind.	NBCSC+*	W, 6-3
Feb. 24	5/3	--/--	Michigan State	Notre Dame, Ind.	NBCSC+*	L, 4-3.
March 10	5/4	12/12	Penn State (B1G Semi)	Notre Dame, Ind.	ESPNU	W, 3-2
March 17	3/3	5/4	Ohio State (B1G Final)	Notre Dame, Ind.	BTN	W, 3-2 (ot)

2018 NCAA Division I Men's Ice Hockey Championship

March 23	2/2	18/RV	Michigan Tech	Bridgeport, Conn.	ESPN2	W, 4-3 (ot)
March 24	2/2	7/7	Providence	Bridgeport, Conn.	ESPNU	W, 2-1
April 5	2/1	10/4	Michigan	St. Paul, Minn.	ESPN2	W, 4-3
April 7	2/1	11/3	Minnesota Duluth	St. Paul, Minn.	ESPN	7:30 p.m.

-- Rankings: USCHO.com/USA Today/USA HM; ranking listed at time of game | All times Eastern | * - Tape Delayed
-- NCAA Regional Sites: East (Bridgeport, CT), Northeast (Worcester, MA), Midwest (Allentown, PA), West (Sioux Falls, SD)
-- TV: NBC Sports Net [NBCSN] | Big Ten Network [BTN] | NBC Sports Chicago+ [NBCSC+] | Fox Sports WI.+ [FSW+] | Fox Sports NW+ [FSN+]



UNIVERSITY INFORMATION

School	University of Notre Dame
Location	Notre Dame, IN 46556
Founded	1842
Enrollment	8,530 (undergraduate), 12,393 (total)
Nickname	Fighting Irish
Colors	Gold and Blue
Affiliation	NCAA Division I
Conference	Big Ten (B1G)
President	Rev. John I. Jenkins
Provost	Thomas Burish
NCAA Faculty Representative	Patricia Bellia (Harvard '91)
Athletics Director	Jack Swarbrick (Notre Dame '76)
Sr. Assoc. Athletic Director/Sport Admin.	Tom Nevala (Notre Dame '90)
Ticket Office Phone	(574) 631-7356
Home Ice (capacity)	Compton Family Ice Arena (5,022) Charles "Lefty" Smith Rink
Ice Surface	200 x 90

HOCKEY STAFF INFORMATION

Head Coach	Jeff Jackson (Michigan State '78)
Record at Notre Dame	296-176-54 (13th season)
Record Overall	478-228-79 (19th season)
Big Ten Record	17-6-1-1
Associate Head Coach	Paul Pooley (Ohio State '84)
Associate Head Coach	Andy Slaggert (Notre Dame '89)
Volunteer Assistant Coach	Zack Cisek (Michigan State '15)
Coordinator of Hockey Operations	Nick Seirgiej (Wisconsin-River Falls '06)
Athletic Trainer	Kevin Ricks
Equipment Specialist	Ron Grove
Strength and Conditioning Coach	Tony Rolinski
Senior Managers	Emily Hession & Jenna Sobczyk
Administrative Assistant	Sue Halasz
Hockey Office Phone	(574) 631-3630

TEAM INFORMATION

2016-17 Overall Record	23-12-5
2016-17 Hockey East Record/Finish	12-6-4 (4th)
2016-17 Post Season	Hockey East Quarterfinals NCAA Frozen Four
Letter Winners Returning	21 (12 forwards, 8 defensemen, 1 goaltender)
Letter Winners Lost	5 (2 forwards, 1 defenseman, 2 goaltenders)
Newcomers	7 (4 forwards, 1 defenseman, 2 goaltenders)
2017-18 Captain	Jake Evans
2017-18 Alternate Captains	Luke Ripley, Andrew Oglevie, Jordan Gross
NCAA Appearances	Nine (Last: 2017)
NCAA Frozen Four Appearances	Three (2008, 2011, 2017)
All-Americans	13 players/14 times (Last: Anders Bjork in 2017)
Academic All-Americans	Nine (Last: Peter Schneider in 2015)

FOR STARTERS

- For the second time in program history, the Notre Dame hockey team will play for the national title at the Frozen Four. The only other Irish trip to the national title game came in 2008, when they defeated Michigan (5-4/OT) in the semifinals before falling to Boston College (4-1).
- Notre Dame has won all five postseason games in 2018 (two Big Ten, three NCAA) by one goal, with the game-winning goals all coming in the final 31 seconds of regulation or overtime.

B1G Semifinals	Penn State	W, 3-2	Jack Jenkins	3rd	0:31
B1G Final	Ohio State	W, 3-2	Cam Morrison	OT	10:37
NCAA Reg. Semi	Michigan Tech	W, 4-3	Jordan Gross	OT	3:36
NCAA Reg. Final	Providence	W, 2-1	Dylan Malmquist	3rd	0:27
Frozen Four Semi	Michigan	W, 4-3	Jake Evans	3rd	0:05

- Irish head coach Jeff Jackson is looking to become the fourth coach in NCAA history to win national titles at multiple schools. The three coaches to have accomplished the feat are Jerry York (Bowling Green & Boston College four times), Ned Harkness (Rensselaer & Cornell twice) and Rick Comley (Northern Michigan & Michigan State).
- Since 2008, the four total Frozen Four trips by the Irish trail only Boston College and North Dakota (five each) in national semifinal appearances.
- Notre Dame is the top remaining seed in the tournament and enters the weekend ranked No. 1 in the USA Today/USA Hockey Magazine poll. This is the seventh week in 2017-28 the Irish have been at the top of either the USCHO or USA Today/USA Hockey Magazine poll.
- This is the third consecutive NCAA appearance by the Irish, who are the only program in the 16-team championship field to have won their league regular season and tournament titles.
- Notre Dame won the Big Ten regular-season title with a 17-6-1-1 league mark before capturing the tournament championship thanks to a 3-2 overtime win over Ohio State.
- The Irish are looking to become the first NCAA hockey team to win their conference regular season championship, league tournament title and the national championship in the same year since Union College in 2013-14.
- Notre Dame had won three previous conference tournament championships including CCHA Tournament titles in 2007, 2009 and 2013.

MEDIA INFORMATION

Director of Athletics Communications (Hockey Contact)	Dan Colleran
Office Phone Cell Phone	574-631-7519 574-339-9810
Email	dcollera@nd.edu
Assistant Athletics Communications Director (Secondary Hockey Contact)	Michael Scholl
Office Phone Cell Phone	574-631-4780 574-876-6248
Email	mscholl@nd.edu
Compton Family Ice Arena Press Box Phone	574-631-4899
Mailing Address	University of Notre Dame 100 Compton Family Ice Arena Notre Dame, IN 46629
Media Availability	Coach Jackson and requested players are generally available once per week and then after a post-game cooling off period. Please contact Dan Colleran with requests or to be added to the email distribution list regarding availability.
Additional Media Info	UND.com/pressbox



No.	Name	Pos.	Ht.	Wt.	Cl.	Hometown/Last Team
1	Dylan St. Cyr	G	5-9	170	Fr.	Northville, MI/USNTDP
2	Tony Bretzman	D	5-11	175	Sr.	Mendota Heights, MN/Langley (BCHL)
3	Jordan Gross	D	5-10	186	Sr.	Maple Grove, MN/Green Bay (USHL)
4	Dennis Gilbert	D	6-2	220	Jr.	Buffalo, NY/Chicago Steel (USHL)
5	Matt Hellickson	D	6-1	182	Fr.	Rogers, MN/Sioux City (USHL)
6	Tory Dello	D	6-0	190	So.	Crystal Lake, IL/Tri-City (USHL)
8	Matt Steeves	F	6-1	201	Fr.	Bedford, NH/Muskegon (USHL)
9	Dawson Cook	F	6-2	213	Sr.	Cadillac, MI/Green Bay (USHL)
11	Cal Burke	F	5-10	184	So.	Boxborough, MA/Cedar Rapids (USHL)
12	Felix Holmberg	F	5-10	175	So.	Stockholm, SWE/AIK J20
13	Colin Theisen	F	6-0	192	Fr.	Monroe, MI/Dubuque Fighting (USHL)
14	Max Eisenmenger	F	6-4	196	Fr.	Münster, GER/ Djurgårdens IF J20
15	Andrew Oglevie	F	5-10	181	Jr.	Fullerton, CA/Cedar Rapids (USHL)
17	Pierce Crawford	F	5-10	188	Fr.	Park Ridge, IL/Youngstown (USHL)
18	Jake Evans	F	6-0	191	Sr.	Toronto, ONT/St. Michael's (USHL)
19	Mike O'Leary	F	6-1	195	So.	Halifax, NS/Dubuque (USHL)
20	Justin Wade	D	6-1	220	Sr.	Aurora, IL/Cedar Rapids (USHL)
21	Joe Wegwerth	F	6-3	230	Jr.	Brewster, NY/Cedar Rapids (USHL)
22	Andrew Peeke	D	6-2	200	So.	Parkland, FL/Green Bay (USHL)
23	Luke Novak	F	6-0	182	So.	Waukesha, WI/New Jersey (USPHL)
24	Luke Ripley	D	6-5	207	Sr.	Kitimat, BC/Powell River (BCHL)
25	Dylan Malmquist	F	5-11	185	Jr.	Edina, MN/Edina HS
26	Cam Morrison	F	6-3	212	So.	Aurora, ONT/Youngstown (USHL)
27	Bobby Nardella	D	5-9	175	Jr.	Rosemont, IL/Tri-City (USHL)
28	Jack Jenkins	F	5-11	192	Jr.	Lake Bluff, IL/Fargo (USHL)
29	Bo Brauer	F	6-3	210	Sr.	Edina, MN/Nanaimo Clippers (BCHL)
32	Cale Morris	G	6-1	190	So.	Larkspur, CO/Waterloo (USHL)
33	Nick Sanford	G	6-1	180	Fr.	Morristown, NJ/Boston (USPHL)

13 Colin Thiesen	Ty-sin
14 Max Eisenmenger	EYES-zen-men-ger
25 Dylan Malmquist	Mallmm-quist
32 Cale Morris	Kale (rhymes with male)

COACHING STAFF

Head Coach	Jeff Jackson (Michigan State '78)
Associate Head Coach	Paul Pooley (Ohio State '84)
Associate Head Coach	Andy Slaggert (Notre Dame '89)
Volunteer Assistant Coach	Zack Cisek (Michigan State '15)
Coordinator of Hockey Operations	Nick Seirgiej (Wisconsin-River Falls '06)
Athletic Trainer	Kevin Ricks
Equipment Specialist	Ron Grove
Strength and Conditioning Coach	Tony Rolinski

- Hobey Baker Top 10 Finalist Cale Morris leads the nation in save percentage (.944) and victories (27). The sophomore goaltender was named the Big Ten Player of the Year and Goaltender of the Year while collecting first team all-conference accolades. He made 36 saves in Notre Dame's opening round win over Michigan Tech and saved 19-of-20 Providence shots in the regional final, earning All-Regional honors. He is a finalist for the Richter Award.
- Morris was joined on the All-Big Ten first team by seniors Jake Evans and Jordan Gross. Evans leads the Irish with 45 points (13-32-45) on the season, while Gross has 30 points (10-20-30). The duo connected for the game-winning goal against Michigan Tech, with Gross scoring from Evans and Jack Jenkins. The pair assisted on Andrew Oglevie's equalizer in the regional final win over Providence and Gross assisted on Evans' game-tying goal in the second period against Michigan at the Frozen Four.
- Notre Dame is 11-9-0 all-time in the NCAA tournament (11-8-0 under Jeff Jackson).
- As an athletics department, Notre Dame claimed its 31st team national title on Sunday, April 1, when the Irish women's basketball team claimed its second NCAA championship. That title came one week after the Notre Dame fencing program secured its 10th national championship. Notre Dame has never captured three national titles in the same academic year. Only four times have the Irish won multiple national titles in the same year: 2010-11 (women's soccer and fencing) 2004-05 (women's soccer and fencing), 1977-78 (football and men's fencing) and 1943-44 (football and men's golf).

IRISH IN THE FROZEN FOUR

- Notre Dame is in its fourth Frozen Four in program history. The Irish previously advanced to the national title game in 2008, with semifinal defeats in 2011 and 2017.
- In 2008, the Irish made their Frozen Four debut in Denver, Colorado, defeating Michigan, 5-4, in overtime. Calle Ridderwall scored the game-winning goal as well as the first Irish goal, while Mark Van Guilder, Ryan Thang and Kevin Deeth added goals for the Irish. Notre Dame dropped the national title game to Boston College, 4-1.
- In 2011, Notre Dame returned to the Frozen Four, this time falling to Minnesota Duluth, 4-3, at the Xcel Energy Center.
- Last year, the Irish fell to eventual national champion Denver in the semifinals.

CURRENT IRISH IN THE NHL DRAFT

	Jake Evans	2014	Seventh Round	207th Overall	Montreal Canadiens	
	Joe Wegwerth	2014	Fourth Round	92nd Overall	Florida Panthers	
	Dennis Gilbert	2015	Third Round	91st Overall	Chicago Blackhawks	
	Cam Morrison	2016	Second Round	40th Overall	Colorado Avalanche	
	Andrew Peeke	2016	Second Round	34th Overall	Columbus Blue Jackets	
	Matt Hellickson	2017	Seventh Round	214th Overall	New Jersey Devils	



WHERE THEY'RE FROM

California (1)
Andrew Oglevie Fullerton, California
Colorado (1)
Cale Morris Larkspur, Colorado
Florida (1)
Andrew Peeke Parkland, Florida
Illinois (5)
Tory Dello Crystal Lake, Illinois
Bobby Nardella Rosemont, Illinois
Jack Jenkins Lake Bluff, Illinois
Pierce Crawford Park Ridge, Illinois
Justin Wade Aurora, Illinois
Massachusetts (1)
Cal Burke Boxborough, Massachusetts
Michigan (3)
Dawson Cook Cadillac, Michigan
Dylan St. Cyr Northville, Michigan
Colin Theisen Monroe, Michigan
Minnesota (5)
Tony Bretzman Mendota Heights, Minnesota
Jordan Gross Maple Grove, Minnesota
Dylan Malmquist Edina, Minnesota
Bo Brauer Edina, Minnesota
Matt Hellickson Rogers, Minnesota
New Hampshire (1)
Matt Steeves Bedford, New Hampshire
New Jersey (1)
Nick Sanford Morristown, New Jersey
New York (2)
Dennis Gilbert Williamsville, New York
Joe Wegwerth Brewster, New York
Wisconsin (1)
Luke Novak Waukesha, Wisconsin
Canada (4)
Jake Evans Toronto, Ontario
Cam Morrison Aurora, Ontario
Mike O'Leary Halifax, Nova Scotia
Luke Ripley Kitimat, British Columbia
Sweden (1)
Felix Holmberg Stockholm, Sweden
Germany (1)
Max Eisenmenger Münster, Germany

QUICK HITS

- Jake Evans (41-96-137) now ranks 20th all-time in program history for career points and 15th in program history for career assists.
- Evans has skated in 130 consecutive games dating back to his freshman season.
- Dennis Gilbert is the only defenseman in the country with multiple shorthanded goals this season (two).
- Evans' fifth game-winning goal of the season in the national semifinal against Michigan leaves him tied for second nationally, while Andrew Oglevie's four game-winners are tied for 17th.
- The Fighting Irish are ninth in the country in scoring defense with a 2.18 goals against per game mark and their penalty kill ranks second (89.2), trailing only Ohio State's penalty kill of 89.4 percent. Notre Dame killed three Michigan power plays in the semifinal victory.
- Jordan Gross, who has played in all 158 games of his Irish career, leads all active defensemen with 121 career points on 36 goals and 85 assists (Mark Auk of Michigan Tech and Garret Cockerill of Northeastern are tied for second with 84 points each). He is three points away from setting the Notre Dame record for career points by a defenseman (123 by John Schmidt from 1978-82).
- The Irish are 17-6-2 against ranked opponents this season.

2017-18 HONORS & AWARDS

Player	Year	Pos.	Awards
Cal Burke	So.	F	• Big Ten Third Star of the Week (Dec. 12)
Jake Evans	Sr.	F	• Senior Class Award Finalist (Feb. 16) • B1G Def. Player of the Year Finalist (March 7) • First Team All-Big Ten (March 13) • Hobey Baker fan vote nominee (Jan. 15) • Spengler Cup Champion/Team Canada (Dec. 31) • Senior Class Award Candidate (Nov. 1) • Big Ten Second Star of the Week (Oct. 10) • Big Ten Third Star of the Week (Oct. 31) • 2017-18 Big Ten Preseason Watch List (Sept. 18)
Dennis Gilbert	Jr.	D	• 2017-18 Preseason All-CHN First Team (Sept. 20)
Jordan Gross	Jr.	D	• NCAA East Regional Most Outstanding Player (March 24) • B1G Def. Player of the Year Finalist (March 7) • First Team All-Big Ten (March 13) • B1G Tournament All-Tournament Team (March 17) • Hobey Baker fan vote nominee (Jan. 15) • Big Ten Third Star of the Week (Oct. 10) • 2017-18 Big Ten Preseason Watch List (Sept. 18) • 2017-18 Preseason All-CHN Second Team (Sept. 20)
Cale Morris	So.	G	• Hobey Baker Top 10 Finalist (March 14) • B1G Player of the Year (March 13) • B1G Goaltender of the Year (March 13) • B1G Tournament Most Outstanding Player (March 17) • First Team All-Big Ten (March 13) • B1G Tournament All-Tournament Team (March 17) • NCAA East Regional All-Regional Team (March 24) • Hobey Baker fan vote nominee (Jan. 15) • Hockey Commissioners' Association (HCA) Player of the Month (Dec. 6) • Big Ten First Star of the Week (Nov. 14/21/28, Dec. 5, Feb. 6) • Big Ten Second Star of the Week (Nov. 7, Jan. 9) • Big Ten Third Star of the Week (Jan. 30)
Cam Morrison	So.	F	• B1G All-Tournament Team (March 17)
Andrew Peeke	So.	D	• Bronze medal with Team USA at the 2017 IIHF Junior World Championship in Buffalo, N.Y. (Jan. 5, 2018).
Notre Dame			• Big Ten Regular Season Champions • College Hockey News Team of the Week (Nov. 29)
Jeff Jackson			• B1G Coach of the Year Finalist (March 7) • College Hockey News Coach of the Year (March 21)
Academic All-Big Ten			• Dylan Malmquist, Andrew Oglevie, Cal Burks, Cale Morris, Luke Novak & Andrew Peeke

2017-18 ROSTER BY SCHOOL AND/OR MAJOR

Marketing (Mendoza College of Business)

Bo Brauer (Sr.)

Dawson Cook (Sr.)

Finance (Mendoza College of Business)

Tony Bretzman (Sr.)

Luke Ripley (Sr.)

Jack Jenkins (Jr.)

Dylan Malmquist (Jr.)

Management Consulting (Mendoza College of Business)

Jake Evans (Sr.)

Jordan Gross (Sr.)

IT Management (Mendoza College of Business)

Justin Wade (Sr.)

Political Science (College of Arts and Letters)

Dennis Gilbert (Jr.)

Bobby Nardella (Jr.)

Andrew Oglevie (Jr.)

Joe Wegwerth (Jr.)

College of Arts and Letters

Tory Dello

Mendoza College of Business

Cal Burke (So.)

Felix Holmberg (So.)

Cale Morris (So.)

Cam Morrison (So.)

Luke Novak (So.)

Michael O'Leary (So.)

Andrew Peeke (So.)

First Year of Studies

Pierce Crawford (Fr.)

Max Eisenmenger (Fr.)

Matt Hellickson (Fr.)

Dylan St. Cyr (Fr.)

Nick Sanford (Fr.)

Matt Steeves (Fr.)

Colin Theisen (Fr.)

- With Notre Dame & Minnesota Duluth in the Frozen Four for the second straight season, it marks the first time since 2008 multiple teams are in the national semifinals for the second consecutive year. This year's Frozen Four also features three of the same teams from the 2011 Frozen Four, the last time the event was played in St. Paul (Michigan, Minnesota Duluth & Notre Dame), when UMD captured its first national title.

NCAA VETERANS ON ICE AND BENCH

- With Notre Dame making the NCAA Championship field for the third time in the last four seasons, the current Irish roster has combined to play 118 career NCAA tournament games.
- Irish point leaders in NCAA games include Andrew Oglevie (7 GP, 4-4-8), Cam Morrison (6 GP, 3-2-5), Jake Evans (7 GP, 2-7-9) and Jordan Gross (7 GP, 2-5-7).
- Gross was named the East Regional Most Outstanding Player after scoring twice in the win over Michigan Tech and adding an assist in the victory over Providence. Cale Morris joined him on the All-Regional team after making 55 saves in the two victories.
- Last season at the Northeast Regional in Manchester, New Hampshire, Oglevie and Gross were named to the NCAA Northeast Regional All-Tournament Team along with Cal Petersen and Anders Bjork (MOP).
- In 19 seasons as a head coach Jeff Jackson has taken his teams to 15 NCAA tournaments including six with Lake Superior State and nine with the Fighting Irish.
- Jackson has guided Notre Dame to Frozen Four appearances in 2008 (runner-up), 2011 (semifinalist), 2017 (semifinalist) and now 2018. He also led the Lakers to three Frozen Four appearances and two NCAA Championships (1992 and 1994, runner-up in 1993).

BIG TIMES THREE

- With Notre Dame, Michigan and Ohio State in Saint Paul, the Frozen Four included at least three schools from the same conference for just the fifth time in history and the first time since 2005.
- Big Ten teams had combined for five wins in the previous four NCAA Tournaments (since the league was formed in the 2013-14 season); they won six games in regionals this year and one game in Saint Paul when the Irish defeated Michigan. Notre Dame is looking to win the league's first men's ice hockey title.
- It marks the second time Jeff Jackson has been a part of a conference sending at least three teams to the Frozen Four, as his Lake Superior State Lakers won the 1992 national title at a Frozen Four that included Michigan and Michigan State from the CCHA.
 - 2018 - Big Ten (Michigan, Notre Dame, Ohio State)
 - 2005 - WCHA (Colorado College, Denver, Minnesota, North Dakota)
 - 1999 - Hockey East (Boston College, New Hampshire, Maine)
 - 1992 - CCHA (Lake Superior State, Michigan, Michigan State)
 - 1982 - WCHA (Michigan Tech, Minnesota, Wisconsin)

CALE SAVES EVERYTHING

- Notre Dame sophomore goaltender Cale Morris was named a Hobey Baker Award Top 10 Finalist on March 14. Morris leads the nation in save percentage (.944) and victories (27), while his 1.94 goals against average ranks eighth in the country.
- Morris has totaled 1,169 saves on the season, which leads the nation. He is one of just eight goalies to have surpassed 1,000 saves on the year.
- In addition, he has faced more shots than any other goaltender at 1,238 (Arizona State's Joey Daccord is second at 1,193) and will be the only goaltender in the nation to face more than 1,200 shots.
- In Notre Dame's record book, his single-season save percentage would rank first all-time, while his goals against average would be third and his total saves would be sixth.
- Morris has put up his impressive numbers while playing 89.7% of the available minutes in Notre Dame's net and while playing 21 games against teams ranked in the top-15 for offense (goals per game).



USCHO.com Division I Men's Poll

(March 19, 2018)

Rk.	Team (1st-place votes)	Record	Points	Last Week
1.	St. Cloud State (28)	25- 8-6	966	1
2.	Notre Dame (14)	25- 9-2	956	3
3.	Denver (7)	22- 9-8	893	4
4.	Cornell (1)	25- 5-2	859	2
5.	Ohio State	24- 9-5	815	5
6.	Minnesota State	29- 9-1	743	6
7.	Providence	23-11-4	661	9
8.	Northeastern	23- 9-5	644	7
9.	Clarkson	23-10-6	581	10
10.	Michigan	20-14-3	541	11
11.	Minnesota Duluth	21-16-3	508	8
12.	Penn State	18-14-5	429	13
13.	Boston University	21-13-4	366	18
14.	North Dakota	17-13-10	343	12
15.	Minnesota	19-17-2	247	15
16.	Princeton	19-12-4	198	NR
17.	Boston College	20-14-3	188	14
18.	Michigan Tech	22-16-5	175	NR
19.	Northern Michigan	25-15-3	112	16
20.	Omaha	17-17-2	80	17

Others receiving votes: Air Force 78, Bowling Green 76, Mercyhurst 16, Harvard 14, Union 10, Robert Morris 1.

USA Today/USA Hockey Magazine Poll

(March 26, 2018)

Rk.	Team	Points (1st-place votes)	Last Week	Record	In Poll
1.	University of Notre Dame	509 (33)	2	27-9-2	25
2.	Ohio State University	474 (1)	5	26-9-5	16
3.	University of Minnesota Duluth	394	11	23-16-3	22
4.	University of Michigan	378	10	22-14-3	6
5.	University of Denver	370	4	23-10-8	25
6.	St. Cloud State University	367	1	25-9-6	25
7.	Cornell University	317	3	25-6-2	19
8.	Providence College	248	7	24-12-4	25
9.	Minnesota State University	220	6	29-10-1	24
10.	Northeastern University	213	8	23-10-5	24
11.	Boston University	212	13	22-14-4	8
12.	Clarkson University	134	9	23-11-6	23
13.	Penn State University	103	12	18-15-5	15
14.	United States Air Force Academy	46	-	23-15-5	1
15.	Michigan Tech University	36	-	22-17-5	1

Others Receiving Votes: Boston College, 17; University of North Dakota, 17; Princeton University, 10; University of Minnesota, 8; Northern Michigan University, 7.

Notre Dame in the Polls

Date	USCHO.com	USAToday
September 25 (Preseason)	8	8
October 2	n/a	8
October 9	4	6
October 16	5	6
October 23	8	t-8
October 30	10	10
November 6	6	6
November 13	4	4
November 20	4	4
November 27	4	3
December 4	3	3
January 2	2	1
January 9	1	1
January 15	1	1
January 22	1	1
January 30	2	2
February 5	1	1
February 12	1	1
February 19	5	3
February 26	5	4
March 5	5	4
March 12	3	3
March 19	2	2
March 26	n/a	1

- In addition to earning Big Ten Tournament Most Outstanding Player honors, Big Ten Player of the Year and Big Ten Goaltender of the Year, Morris has been named a Big Ten Star of the week eight times this season, including five First Star honors. He is a finalist for the Richter Award and was named to the NCAA East Regional All-Regional team.
- In a 2-2 overtime tie at Penn State (Feb. 3), Morris made a career-high 55 saves and he stopped an Andrew Sturtz penalty shot in overtime to preserve the tie and followed with two saves in the shootout to help the Irish grab the extra Big Ten point.
- Morris becomes the fourth player in Notre Dame history to make the Hobey final 10, joining Anders Bjork (2017), David Brown (2007) and Dave Poulin (1982).
- Brown, also a goaltender, is the top finisher in Notre Dame history, having earned a runner-up nod in 2007.
- A native of Larkspur, Colorado, Morris is the first player from the Centennial State to play his way into the Hobey Top 10.

TWENTY-EIGHT WINS AND COUNTING

- Notre Dame's win over Michigan in the Frozen Four was its 28th victory of the season (28-9-2). It marks the third-highest win total in school history.
- The school record for wins is 32, set by the 2006-07 team. The Irish won 31 games in 2008-09 and 27 games each in 2007-08 and 1987-88.
- It is the 11th season in program history with at least 23 victories (out of 49 NCAA DI varsity seasons) and the eighth under head coach Jeff Jackson.
- This season also marked just the fourth time the Irish reached 23 wins before the start of playoffs.
- The only other seasons the Irish recorded at least 23 wins in the regular season were 1987-88 (23 as a Div. I Independent), 2006-07 (27) and 2008-09 (27).

#1

- The Irish entered the Frozen Four ranked No. 1 in the *USA Today/USA Hockey Magazine* poll released March 26 (USCHO.com did not release a new poll entering the Frozen Four).
- This marks the seventh week this season Notre Dame has been ranked No. 1 in at least one of the polls.
- Notre Dame was ranked No. 1 in both the USCHO.com and the *USA Today/USA Hockey Magazine* polls most recently on Monday, Feb. 12.
- Prior to this season, Notre Dame was last ranked No. 1 in the USCHO.com preseason poll released on Sept. 27, 2011.
- The number one ranking this season marks the seventh time in program history that the Irish have been ranked at the top for at least one week during a given season.
- During the 2006-07 season, Notre Dame was ranked No. 1 for seven straight weeks from Feb. 5 to March 25.
- During the 2008-09 campaign, the Irish were No. 1 from Dec. 1 to Jan. 26, a span covering seven weeks.
- The Irish moved into first in the *USA Today* poll again on Feb. 23, 2009, for the second time that season and on March 15, 2009, were ranked No. 1 in the USCHO.com poll.
- Notre Dame was also No. 1 for one week during the 1976-77 season.
- The Irish were the first Big Ten team to achieve the top ranking since Penn State was ranked No. 1 in the Jan. 16, 2017 polls.

MINNESOTA DULUTH CONNECTIONS

- For a complete series history with UMD and box scores from last season's games in Duluth, see page 10.
- Notre Dame and Minnesota Duluth have met 44 times, with the Irish owning a 22-16-6 edge in the series.
- The teams last met a season ago, splitting a two-game series at Amsoil Arena in Duluth, Minnesota.
- The Bulldogs won the first game, 4-3. Cam Morrison scored his first career goal for the Irish as part of a two-point game, while Andrew Oglevie and Anders Bjork also scored in the effort.
- The next day, the Irish rebounded with a 3-1 victory. Oglevie, Jordan Gross and Dylan Malmquist were the goal scorers for Notre Dame, while Malmquist added a pair of assists.
- The teams have met once at the Frozen Four, with Minnesota Duluth taking a 4-3 victory over the Irish in a national semifinal at the Xcel Energy Center in St. Paul, Minnesota, in 2011.
- UMD leads the all-time series on neutral ice, 2-1-0. The teams played in Milwaukee in 1989-90, a 9-1 Bulldog victory, and met in Hoffman Estates, Illinois, at the 2009 Shillelagh Tournament, a 3-1 Irish win.
- Notre Dame Coordinator of Hockey Operations Nick Siergieje came to the Irish in 2008 following three seasons as the director of hockey operations at UMD.
- Minnesota Duluth Athletics Director Josh Berlo earned his MBA from Notre Dame in 2004. Berlo worked in the athletics department at Notre Dame prior to his current role at UMD as senior associate athletics director for guest relations and event marketing while also serving as the sport administrator for the Irish baseball program.

B1G AWARDS

- On March 13, Cale Morris became the second player in Notre Dame history to be named conference player of the year, while becoming the third Irish net minder to earn conference goaltender of the year awards. Morris was named Big Ten Player and Goaltender of the Year, while also earning first team All-Big Ten accolades.
- He was joined on the All-Big Ten first team by Jake Evans and Jordan Gross, while Andrew Oglevie was named Notre Dame's Big Ten Sportsmanship Award honoree.
- The last Notre Dame player to collect player and goaltender of the year awards at the conference level was also the last time an Irish player won both awards in the same year, as David Brown earned both designations from the CCHA in 2006-07. The only other Notre Dame player to earn goaltender of the year was Jordan Pearce, also in the CCHA, one season later.
- You also have to return to the CCHA days to find the last time Notre Dame had three first team all-league selections. In 2008-09, right wing Erik Condra, center Christian Hanson and defenseman Kyle Lawson were all first-team honorees. This season marks just the third time the Irish have had three first-team selections, with 2003-04 being the other year as Aaron Gill, Rob Globke and Brett Lebda all received first team All-CCHA nods.

ND IN THE PLAYOFFS UNDER JACKSON

- Notre Dame is 39-28-0 in playoff games under 13th-year head coach Jeff Jackson, including trips to the 2008, 2011, 2017 and 2018 Frozen Fours, with title game appearances in 2008 and 2018.

CCHA	18-12-0
Hockey East	8-8-0
Big Ten	2-0-0
NCAA Tournament	11-8-0
Total	39-28-0

EVANS WINS SENIOR CLASS AWARD

- Fighting Irish senior captain Jake Evans was named the winner of college hockey's 2017-18 Senior CLASS Award® on April 4.
- Evans is the second Notre Dame hockey player to win the award, joining goaltender David Brown who captured the hardware in 2007.
- To be eligible for the award, a student-athlete must be classified as an NCAA Div. I senior and have notable achievements in four areas of excellence: community, classroom, character and competition.

IRISH WIN B1G CHAMPIONSHIPS

- With a 2-1 win over sixth-ranked Ohio State on Feb. 9, the Fighting Irish clinched first place in the Big Ten regular season in their first year in the league.
- Notre Dame went on to win the Big Ten tournament via a 3-2 overtime victory over those same Ohio State Buckeyes on March 17.
- The Irish are the only team in the NCAA field to have won both their regular season and tournament conference titles.
- Notre Dame was the first team (out of the six conferences) to clinch a 2018 regular season championship.
- Notre Dame broke a streak of Minnesota winning each Big Ten regular season championship since the league was formed in 2013-14.
- All seven Notre Dame championships have come under the guidance of head coach Jeff Jackson and the list also includes:
CCHA Regular-Season Championships: 2006-07, 2008-09
CCHA Tournament Championships: 2006-07, 2008-09, 2012-13
- This season's championships marked the first two in program history on home ice, as the Irish clinched the 2007 title with a 1-0 win at Alaska (Feb. 17) and then secured the 2009 title with a 1-0 win at Omaha (Feb. 21, 2009). The CCHA tournament championships all came on neutral ice at Joe Louis Arena.

JACKSON RANKS (NCAA DI RECORDS BOOK)*

ACTIVE DI HEAD COACHES - WINNING PERCENTAGE

- Mike Hastings (151-73-19), Minnesota State -- .661 (6th season)
- Jeff Jackson (478-228-79), Notre Dame -- .659 (19th season)**
- Rick Bennett (158-84-32), Union -- .635 (7th season)

ACTIVE DI HEAD COACHES - WINS

- Jerry York, Boston College -- 1,053 (46th season)
- Dick Umile, New Hampshire -- 594 (28th season)
- Rick Gotkin, Mercyhurst -- 545 (30th season)
- Rand Pecknold, Quinnipiac -- 485 (24th season)
- Jeff Jackson, Notre Dame -- 478 (19th season)**

* - Minimum five years as a NCAA Division I head coach, all totals are through national semifinals (April 5).

ON THE ROAD

- Notre Dame has the best road winning percentage in the country at .821 (11-2-1).
- The Irish are tied with Cornell (9-2-2) for fewest road losses in the country.
- Notre Dame's goals-against average on the road is 1.29, which also ranks first.
- In road and neutral site games, Notre Dame is 14-3-1 and that .806 winning percentage leads the nation.

CAREER POINTS BY ND DEFENSEMEN

- 1. John Schmidt (1978-82), 28-95-123
- 2. Jeff Brownschidle (1977-81), 29-92-122
- 3. **Jordan Gross (2014-), 36-85-121**
- 4. Jack Brownschidle (1973-77), 31-78-109
- 5. Bob Thebeau (1982-86), 40-63-103
- 6. Paul Clarke (1973-77), 38-62-100

BURKE BREAKING OUT

- Forward Cal Burke is putting together a strong sophomore season for the Irish.
- After scoring three goals and adding eight assists for 11 points in 35 games as a freshman, Burke has 14 goals and 12 assists for 26 points in 37 games as a sophomore.
- He scored Notre Dame's third goal in the 4-3 Frozen Four semifinal win over Michigan.
- Burke, who sustained an injury at the end of the regular season during his freshman season and was forced to miss the playoffs, registered his first career hat trick in Notre Dame's 6-2 win at Wisconsin to close out the first semester (Dec. 9).
- It marked the first Fighting Irish hat trick since Steven Fogarty found the back of the net three times against Penn State on Oct. 16, 2015.
- Three of Burke's 14 goals this season have been game winners.

RECORD-SETTING WIN STREAK

- Earlier this season, Notre Dame set a program record with 16 consecutive victories.
- The record-setting streak began with a 5-4 win over Omaha on Oct. 27, with win No. 16 then coming on Jan. 19, 2018 with a 4-2 victory over Wisconsin.
- Notre Dame earned that program record-setting win at the Compton Family Ice Arena in front of a record setting crowd (5,630).
- The streak tied for the 16th-longest winning streak in NCAA DI men's hockey history.
- Dating back to the 1993-94 season, Notre Dame is just the third team with a winning streak of at least 16 games, joining Boston College in 2011-12 (19 wins) and Harvard in 2016-17 (16 wins).
- The span between Notre Dame's losses bookending the 16-game streak was 87 days.
- The only other time Notre Dame won at least 15 games in a row occurred during the 1983-84 season from Nov. 4, 1983 - Jan. 21, 1984 (the Irish competed under club status for the 1983-84 season).
- Notre Dame's previous longest winning streak under Jackson was 10 games from Feb. 13 - March 21, 2009.
- The Fighting Irish also became the first Big Ten team to go undefeated through the first 13 games of the conference season and the second Big Ten team to go undefeated through 10 games (Minnesota started 2013-14 with an 8-0-2-0 record).
- Jackson's previous longest career winning streak came with Lake Superior when his team won 15 consecutive games from Jan. 19 - March 9, 1991 as part of a 28-game unbeaten stretch by the Lakers.
- The 16-game winning streak was also Notre Dame's longest unbeaten streak since Oct. 31, 2008-Jan. 17, 2009, when the Irish went 17-0-3 over a span of 20 games.

LONGEST WIN STREAKS SINCE 1993-94

- Boston College 19 (2011-12)
- Harvard 16 (2016-17)
- Notre Dame 16 (2017-18)**
- Clarkson 14 (2017-18)
- Denver 13 (2016-17)
- Northeastern 13 (2015-16)
- Air Force 13 (2008-09)
- Boston College 13 (2006-07)

EVANS A SPENGLER CUP CHAMPION

- Over the semester break, senior captain Jake Evans (Toronto, Ontario) helped Team Canada capture the 2017 Spengler Cup Championship in Davos, Switzerland.
- Evans played all four games for Team Canada, which recorded preliminary wins over Mountfield HK (5-3) and HC Davos (4-1) and then posted a 5-2 win in the semifinals over Mountfield HK (Dec. 30) and followed with a 3-0 championship game victory over Team Switzerland (Dec. 31).
- It marked Canada's third consecutive Spengler Cup Championship and 15th overall.
- The Spengler Cup is widely considered the oldest invitational hockey tournament in the world, dating back to 1923, and the 2017 version marked the 91st edition.
- Hockey Canada officials were using the Spengler Cup as an evaluation tool to help determine their roster for the XXIII Olympic Winter Games in PyeongChang, South Korea (Feb. 9-25, 2018).
- Evans was one of four NCAA players to make Canada's roster as he was joined by the Northeastern duo of Jeremy Davies and Dylan Sikura as well as Boston University's Brandon Hickey.
- The tournament marked Evans' first appearance with the Canadian National Team (senior) and it was his first time suiting up for his country since playing in the World Junior A Challenge (2013/14).

PEEKE HELPS TEAM USA TO BRONZE

- Sophomore defenseman Andrew Peeke helped Team USA earn the bronze medal at the 2018 IIHF World Junior Championship in Buffalo, N.Y. (Dec. 26, 2017 - Jan. 5, 2018).
- In the bronze medal game, Peeke & Team USA beat the Czech Republic, 9-3, on Jan. 5.
- Peeke became the sixth Notre Dame player to medal at the prestigious event.
- Peeke played in all seven Team USA games, totaling a goal and an assist for two points.
- Current Boston Bruins forward Anders Bjork was the most recent Irish player to make Team USA's World Junior Championship team (2015-16).
- Dating back to 1997, 19 Notre Dame players have now taken part in the IIHF World Junior Championships.
- Notre Dame's other medalists include Anders Bjork (bronze in 2015), Mario Lucia (gold in 2013), Kyle Palmieri (gold in 2010 and bronze in 2011), Kyle Lawson (bronze in 2007) and Ben Simon (silver in 1997).

STRONG START

- Notre Dame (15-3-1 to start the year) won 15 of its first 19 games for the first time since the 2006-07 season when the Irish also got off to a 15-3-1 start (15th win came on Dec. 30, 2006).
- The Irish also last won 15 of their first 20 games in 2006-07 (16-3-1).
- Last season, Notre Dame's 15th win of the year came in game 28 (Feb. 4, 2017 vs. Vermont).
- On Saturday, Nov. 18, Notre Dame (10-3-1) and Clarkson (10-3-1) became the first two teams in the country to reach 10 wins on the season.
- It marked the first time Notre Dame won 10 of its first 14 games since 2012-13 (10-4-0) with that season's 10th win coming on Nov. 30, 2012.
- This season also marks the earliest the Irish reached 10 wins (based on date) since starting 2007-08 with a 10-4-0 record with that 10th win coming on Nov. 20 (same weekend of the season as Nov. 18 this year).

EVANS AND GROSS HIT 100

- With a pair of third period assists against Denver (Oct. 14), senior captain Jake Evans hit the 100 career points plateau.
- Evans became the 52nd player in program history to reach 100 career points and the first since Anders Bjork did so during the 2016-17 season.
- Senior defenseman Jordan Gross then hit the 100 career points milestone in Notre Dame's 5-4 win over Omaha (Oct. 27), becoming the 53rd player in program history with 100 points.
- Gross is just the sixth defenseman in program history to reach the century mark and the first to do so since Bob Thebeau in 1985-86.

QUICK STRIKE GOALS

- In Notre Dame's 5-4 win over Omaha on Oct. 27, Cam Morrison and Jack Jenkins scored goals just 11 seconds apart in the second period.
- The 11 seconds between goals was just three seconds over the Notre Dame record of eight seconds, set by Erik Condra and Tom Sawatske in the third period of Notre Dame's game at Northern Michigan on Jan. 21, 2006.
- In Notre Dame's 6-3 win over Michigan State (Feb. 23), Andrew Peeke and Cam Morrison scored just 16 seconds apart to turn a 2-1 lead into a 4-1 advantage for the Irish seven minutes into the second period.
- In Notre Dame's 3-2 win at Ohio State on Nov. 4, Dylan Malmquist and Jake Evans scored just 34 seconds apart to stake the Irish to a 3-0 lead midway through the second period.
- Evans and Cal Burke scored 47 seconds apart midway through the first period to give the Irish a 2-0 lead in an eventual 4-1 win at RPI (Nov. 17).
- Evans and Burke also scored 62 seconds apart in Notre Dame's 3-1 win at Michigan State, turning a 1-0 second period deficit into a 2-1 lead midway through the middle frame.
- In Notre Dame's 2-2 tie at Penn State (Feb. 3), Burke and Dylan Malmquist scored 1:44 apart in the first period.

OGLEVIE'S BUZZER BEATERS

- Junior forward Andrew Oglevie scored a pair of buzzer-beating goals in Notre Dame's 4-0 win over Alabama Huntsville (Oct. 7).
- Both of Oglevie's goals were scored with under 1.0 second remaining in the first and second periods, respectively.

IN THE CLASSROOM

- The Fighting Irish lead the Frozen Four field in Graduation Success Rate (GSR) and Academic Progress Rate (APR).
- Notre Dame's most recent GSR of 95 ranked fourth among all Division I men's ice hockey programs.
- The Irish boast an APR of 997, ahead of Minnesota Duluth (990), Ohio State (980) and Michigan (978).

WINTER CLASSIC AT ND STADIUM

- The 2019 Bridgestone NHL Winter Classic® will feature the Chicago Blackhawks® and Boston Bruins® outdoors on Jan. 1, 2019, at Notre Dame Stadium, home of the University of Notre Dame Fighting Irish, the National Hockey League (NHL®) announced on Nov. 18.
- The 2019 Bridgestone NHL Winter Classic® will be broadcast live on NBC, Sportsnet and TVA Sports.
- Additional details, including game time, ticket information and other events surrounding the game, will be announced in the coming months.

IRISH IN THE NHL

- Eight former Notre Dame hockey players have appeared in the National Hockey League thus far in the 2017-18 season, led by the NHL's 10th-leading scorer Anders Lee (as of March 28, Lee had 39 goals).
- Additional Irish alums to appear in the NHL this season include back-to-back defending Stanley Cup Champions Ian Cole and Bryan Rust (Pittsburgh; Cole traded to Columbus on Feb. 26), rookie Anders Bjork (Boston), Vince Hinostroza (Chicago), Stephen Johns (Dallas), Kyle Palmieri (New Jersey) and Riley Sheahan (Pittsburgh).
- Bjork became the 17th former Irish player under Jeff Jackson to reach the NHL and the program's 31st overall when Boston opened the season with a home win against Nashville on Oct. 5 (Bjork had an assist in that win).
- Sheahan was traded from Detroit to Pittsburgh on Oct. 21, where he joined Cole (since traded to #CBI) and Rust (at Notre Dame), he played with Cole during the 2009-10 season and with Rust during the 2010-11 and 2011-12 seasons).
- In Pittsburgh's 5-2 win over San Jose on Jan. 30, Rust scored a pair of goals, the first of which was assisted by Cole and Sheahan for an All-Irish NHL goal.
- Last season (2016-17), a program-record 10 former Notre Dame hockey players played in the NHL (nine was the previous high in 2011-12).
- The 2016-17 season also included several stretches where eight former Irish players were in the league at the same time, marking the first time in program history eight former players were on active NHL rosters at the same time (now has happened in back-to-back seasons).
- Prior to Bjork, Robbie Russo (Detroit) and T.J. Tynan (Columbus) were the most recent former Irish players to make their NHL debuts when they both did so on March 7, 2017.
- Also during the 2016-17 season, Rust became the third former Irish player to record an NHL hat trick, joining Palmieri (1) and Dave Poulin (5) and Lee totaled 34 goals to set the record for goals in an NHL season by a former Irish player.
- With Pittsburgh winning the 2017 Stanley Cup, Rust and Cole became the third and fourth former Irish players to win back-to-back Stanley Cup Championships, joining Bill Nyrop (Montreal '76-'77-'78) and Don Jackson (Edmonton '84-'85).

WHO'S NEXT TO THE NHL?

- On Oct. 5 of the 2017-18 NHL season, Anders Bjork (Boston) became the 17th former Irish player under Jeff Jackson to reach the NHL and the program's 31st overall.
- While hard to predict, here's a look at a few former Irish players who could be next to make it to the NHL (Name, years at Notre Dame: current season stats):
- Thomas DiPaoli (2012-16): currently with Pittsburgh's AHL affiliate Wilkes-Barre/Scranton; 58 GP, 12-8-20.
- Steven Fogarty (2012-16): currently with the New York Rangers' AHL affiliate Hartford Wolfpack; 57 GP, 9-10-19.
- Sam Herr (2012-16): currently with Los Angeles' AHL affiliate Ontario; 51 GP, 4-4-8.
- Cal Petersen (2014-17): currently with Los Angeles' AHL affiliate Ontario; 35 GP, 21-11-1, 2.39 GAA, .916 Sv.%.



SERIES HISTORY VS. MINNESOTA DULUTH

| 10

MINNESOTA DULUTH SERIES

SERIES HISTORY

ND leads 22-16-6 (44 games)

At Notre Dame: UMD leads 8-7-4

At Minn.-Duluth: ND leads 14-6-2

At Neutral Sites: UMD leads 2-1-0

Overtime Wins: ND 1, UMD 0

One-Goal Wins: UMD 7, ND 3

Current Series Streak: ND 1 win

SERIES RECORDS

ND Most Goals (Game): 10, in '73-'74 (10-2), '75-'76 (10-4)

UMD Most Goals (Game): 9, in '79-'80 (9-8), '89-'90 (9-1)

High-Scoring Game: 17, in 1979-80 (UMD 9-8)

Low-Scoring Game: 4, 3x (last: 2012-'13) UMD 3, ND 1

Longest ND Win Streak: 5 games (twice)

Longest UMD Win Streak: 3 games (1970-'72)

Shutouts By: ND 0, UMD 1

Year	Host	Site	Arena	Win	Loss	Tie	Result
1970-71	Minnesota Duluth	Duluth, Minn.	Duluth Entertainment Conv. Center			T (OT)	5-5
	Minnesota Duluth	Duluth, Minn.	Duluth Entertainment Conv. Center		L		3-6
1971-72	Notre Dame	Notre Dame, Ind.	Joyce Center		L		2-5
	Notre Dame	Notre Dame, Ind.	Joyce Center		L		4-6
1972-73	Minnesota Duluth	Duluth, Minn.	Duluth Entertainment Conv. Center	W			8-2
	Minnesota Duluth	Duluth, Minn.	Duluth Entertainment Conv. Center	W			4-1
1973-74	Notre Dame	Notre Dame, Ind.	Joyce Center	W			5-1
	Notre Dame	Notre Dame, Ind.	Joyce Center	W			10-2
1974-75	Notre Dame	Notre Dame, Ind.	Joyce Center	W			7-5
	Notre Dame	Notre Dame, Ind.	Joyce Center			T (OT)	4-4
1975-76	Minnesota Duluth	Duluth, Minn.	Duluth Entertainment Conv. Center	W (OT)			4-3
	Minnesota Duluth	Duluth, Minn.	Duluth Entertainment Conv. Center		L		3-4
	Notre Dame	Notre Dame, Ind.	Joyce Center	W			7-5
	Notre Dame	Notre Dame, Ind.	Joyce Center	W			10-4
1976-77	Minnesota Duluth	Duluth, Minn.	Duluth Entertainment Conv. Center	W			7-5
	Minnesota Duluth	Duluth, Minn.	Duluth Entertainment Conv. Center	W			6-2
1977-78	Notre Dame	Notre Dame, Ind.	Joyce Center	W			7-3
	Notre Dame	Notre Dame, Ind.	Joyce Center		L		4-5
1978-79	Minnesota Duluth	Duluth, Minn.	Duluth Entertainment Conv. Center	W			7-3
	Minnesota Duluth	Duluth, Minn.	Duluth Entertainment Conv. Center	W			7-6
1979-80	Minnesota Duluth	Duluth, Minn.	Duluth Entertainment Conv. Center	W			8-4
	Minnesota Duluth	Duluth, Minn.	Duluth Entertainment Conv. Center	W			6-4
	Notre Dame	Notre Dame, Ind.	Joyce Center		L		6-7
	Notre Dame	Notre Dame, Ind.	Joyce Center		L		8-9
1980-81	Minnesota Duluth	Duluth, Minn.	Duluth Entertainment Conv. Center	W			8-4
	Minnesota Duluth	Duluth, Minn.	Duluth Entertainment Conv. Center		L		4-6
1989-90	Milwaukee, Wis.	Bradley Center			L		1-9
2002-03	Minnesota Duluth	Duluth, Minn.	Duluth Entertainment Conv. Center			T (OT)	2-2
	Minnesota Duluth	Duluth, Minn.	Duluth Entertainment Conv. Center	W			5-3
2004-05	Notre Dame	Notre Dame, Ind.	Joyce Center			T (OT)	2-2
	Notre Dame	Notre Dame, Ind.	Joyce Center		L		1-4
2008-09	Hoffman Estates, Ill.	Sears Centre Arena		W			3-1
2010-11	NCAA	St. Paul, Minn.	Xcel Energy Center		L		3-4
2011-12	Minnesota Duluth	Duluth, Minn.	AMSOIL Arena		L		3-4
	Minnesota Duluth	Duluth, Minn.	AMSOIL Arena	W			5-3
2012-13	Notre Dame	Notre Dame, Ind.	Compton Family Ice Arena		L		1-3
	Notre Dame	Notre Dame, Ind.	Compton Family Ice Arena	W			4-1
2013-14	Minnesota Duluth	Duluth, Minn.	AMSOIL Arena	W			3-2
	Minnesota Duluth	Duluth, Minn.	AMSOIL Arena		L		1-4
2014-15	Notre Dame	Notre Dame, Ind.	Compton Family Ice Arena		L		0-3
2015-16	Notre Dame	Notre Dame, Ind.	Compton Family Ice Arena			T (OT)	3-3
	Notre Dame	Notre Dame, Ind.	Compton Family Ice Arena			T (OT)	3-3
2016-17	Minnesota Duluth	Duluth, Minn.	AMSOIL Arena		L		3-4
	Minnesota Duluth	Duluth, Minn.	AMSOIL Arena	W			3-1

Minnesota Duluth 4, Notre Dame 3 | Oct. 14, 2016 | Duluth, MN

Notre Dame (2-1-0)(0-0-0 HEA) vs. Minnesota Duluth (3-0-2)(0-0-0 NCHC)
Date: Oct 14, 2016 • Location: Duluth, Minn. • Arena: AMSOIL Arena
Attendance: 5526 • Start time: 7:07 pm • End time: 9:27 • Total time: 2:20

Prd	Time	Team	Scored by	Assists	Vis. on ice	Home on ice	Goals by Period										
1	1st 07:12	ND	PP Andrew Oglevie/2	Cam Morrison/3	22,26,27,18,15	20,8,10,4	Team 1 2 3 Tot										
				Jake Evans/2			ND 3 0 0 3										
2	1st 09:03	UMD	PP Willie Raskob/2	Joey Anderson/3	24,11,15,6	18,15,13,20	UMD 3 1 0 4										
3	1st 13:12	UMD	EV Adam Johnson/2	Kyle Osterberg/2	16,24,26,10,6	7,8,13,21,15											
4	1st 15:35	ND	PP Cam Morrison/1	Joey Anderson/4	26,15,27,22,18	4,7,13,10	Shots by Period										
				Andrew Oglevie/3			Team 1 2 3 Tot										
5	1st 18:04	UMD	EV Alex Iafallo/2	Jake Evans/3	15,18,3,4,26	14,4,19,20,10	ND 11 4 8 23										
				Dominic Toninato/2			UMD 14 12 6 32										
6	1st 18:21	ND	EV Anders Bjork/5	Connor Hurley/5	10,16,25,6,24	21,15,13,7,8	Power Play Goals-Att (Sh)										
7	2nd 06:09	UMD	EV Adam Johnson/3	Dan Molenaar/2	26,11,22,19,27	7,13,3,8,21	Prd ND UMD										
				Kyle Osterberg/3			1st 2-2 (3) 1-1 (1)										
							2nd 0-1 (1) 0-2 (0)										
							3rd 0-3 (6) 0-3 (1)										
							Total 2-6 (10) 1-6 (2)										
TEAM SUMMARY							Penalties-Minutes by Prd										
#	Notre Dame	1	2	3	Tot +/-	#	Minnesota Duluth	1	2	3	Tot +/-						
3	Jordan Gross	0	0	0	0 -1	3	Dan Molenaar	0	0	0	0 +1						
4	Dennis Gilbert	0	0	0	0 -1	4	Neal Plonk	1	1	0	2 +1						
6	Tory Dello	1	1	1	3 0	7	Adam Johnson	1	1	0	2 +1						
8	Ben Ostlie	1	0	0	1 0	8	Kyle Osterberg	0	0	0	0 +1						
9	Dawson Cook	1	0	0	1 0	10	Brenden Kotyk	0	1	0	1 +1						
10	Anders Bjork	1	0	1	2 0	13	Joey Anderson	1	1	0	2 +1						
11	Cal Burke	0	0	0	0 -1	14	Alex Iafallo	3	1	1	5 +1						
12	Felix Holmberg	0	0	0	0 0	15	Willie Raskob	1	1	0	2 0						
15	Andrew Oglevie	2	0	2	4 -1	16	Billy Exell	0	0	0	0 0						
16	Connor Hurley	1	1	0	2 0	17	Blake Young	1	1	0	2 0						
18	Jake Evans	1	1	1	3 -1	18	Nick McCormack	1	0	0	1 0						
19	Mike O'Leary	0	0	0	0 -1	19	Dominic Toninato	1	1	1	3 +1						
21	Joe Wegwerth	0	1	0	1 0	20	Karson Kuhlman	2	0	0	2 +1						
22	Andrew Peeke	0	0	0	0 -1	21	Carson Soucy	0	3	2	5 +1						
24	Luke Ripley	1	0	0	1 0	22	Jared Thomas	1	0	1	2 0						
25	Dylan Malmquist	0	0	1	1 0	26	Jade Miller	0	0	0	0 0						
26	Cam Morrison	2	0	1	3 -2	27	Riley Tufte	1	0	1	2 0						
27	Bobby Nardella	0	0	1	1 -1	28	Sammy Spurrell	0	1	0	1 0						
32	Cale Morris	dnp				32	Hunter Shepard	dnp									
	Totals	11	4	8	23 -10		35	Hunter Miska									
							Totals	14	12	6	32 +1						
GOALTENDERS																	
#	Notre Dame	Dec	Min	GA	1	2	3	Saves	#	Minnesota Duluth	Dec	Min	GA	1	2	3	Saves
40	Cal Petersen	L	58:26	4	11	11	6	28	37	Nick Deery	W	59:53	3	8	4	8	20
	EMPTY NET		1:34	0	0	0	0	0		EMPTY NET		0:07	0	0	0	0	0
PENALTY SUMMARY																	
Prd	Player	Team	MinOffense	Time	Prd	Player	Team	MinOffense	Time								
1st	Dominic Toninato	UMD	2.Hooking	07:54 PP	3rd	Connor Hurley	ND	2.High Sticking	01:55 PP								
1st	Connor Hurley	ND	2.Slashing	07:26 PP	3rd	Anders Bjork	ND	2.Tripping	05:27 PP								
1st	Riley Tufte	UMD	2.Elbowing	14:23 PP	3rd	Blake Young	UMD	2.Hooking	07:42 PP								
1st	Willie Raskob	UMD	2.Slashing	18:21 PP	3rd	Tory Dello	ND	2.Slashing	08:10 PP								
2nd	Dylan Malmquist	ND	2.Interference	16:14 PP	3rd	Tory Dello	ND	2.Holding	13:55 PP								
3rd	Kyle Osterberg	UMD	2.Hooking	00:38 PP	3rd	Brenden Kotyk	UMD	2.Interference	17:10 PP								

Win-Nick Deery (1-0-2). Loss-Cal Petersen (2-1-0).

Referee's signature

Notre Dame 3, Minnesota Duluth 1 | Oct. 15, 2016 | Duluth, MN

Notre Dame (3-1-0)(0-0-0 HEA) vs. Minnesota Duluth (3-1-2)(0-0-0 NCHC)
Date: Oct 15, 2016 • Location: Duluth, Minn. • Arena: AMSOIL Arena
Attendance: 6014 • Start time: 7:07 pm • End time: 9:20 • Total time: 2:13

Prd	Time	Team	Scored by	Assists	Vis. on ice	Home on ice	Goals by Period										
1	2nd 01:53	UMD	EV Adam Johnson/4	Joey Anderson/6	3,25,16,10,2	7,13,12,8,4	Team 1 2 3 Tot										
2	2nd 15:22	ND	PP Andrew Oglevie/3	Dylan Malmquist/4	15,25,27,3,16	21,15,8,20	ND 0 1 2 3										
				Bobby Nardella/3			UMD 0 0 1 0 1										
3	3rd 05:01	ND	EV Jordan Gross/2	Dylan Malmquist/5	3,10,25,16,27	10,7,13,4,8	Shots by Period										
				Anders Bjork/4			Team 1 2 3 Tot										
4	3rd 05:56	ND	EV Dylan Malmquist/3	Anders Bjork/5	25,16,3,10,27	21,15,8,13,7	ND 13 17 8 38										
				Connor Hurley/6			UMD 13 7 8 28										
TEAM SUMMARY																	
#	Notre Dame	1	2	3	Tot +/-	#	Minnesota Duluth	1	2	3	Tot +/-						
2	Tony Bretzman	0	1	0	1 -1	3	Dan Molenaar	0	0	0	0 0						
3	Jordan Gross	2	0	2	4 +1	4	Neal Plonk	0	0	0	0 0						
4	Dennis Gilbert	1	1	0	2 0	7	Adam Johnson	1	1	2	4 -1						
6	Tory Dello	0	2	3	5 0	8	Kyle Osterberg	2	0	1	3 -1						
8	Ben Ostlie	0	0	0	0 0	10	Brenden Kotyk	0	0	0	0 -1						
9	Dawson Cook	0	0	0	0 0	12	Jared Hilderman	0	0	0	0 +1						
10	Anders Bjork	0	1	1	2 +1	13	Joey Anderson	0	1	0	1 -1						
11	Cal Burke	1	0	0	1 0	14	Alex Iafallo	4	0	1	5 0						
15	Andrew Oglevie	4	5	1	10 0	15	Willie Raskob	0	1	0	1 -1						
16	Connor Hurley	0	0	0	0 +1	16	Billy Exell	0	0	0	0 0						
18	Jake Evans	1	0	0	1 0	17	Blake Young	0	0	0	0 0						
19	Mike O'Leary	2	1	0	3 0	19	Dominic Toninato	1	0	1	2 0						
21	Joe Wegwerth	0	2	0	2 0	20	Karson Kuhlman	4	2	1	7 0						
22	Andrew Peeke	0	1	0	1 0	21	Carson Soucy	1	1	0	2 -1						
25	Dylan Malmquist	1	0	1	2 +1	22	Jared Thomas	0	0	1	1 0						
26	Cam Morrison	0	2	0	2 0	26	Jade Miller	0	0	0	0 0						
27	Bobby Nardella	1	1	0	2 +2	27	Riley Tufte	0	0	1	1 0						
29	Bo Brauer	0	0	0	0 0	28	Sammy Spurrell	0	0	1	1 0						
32	Cale Morris	dnp				35	Hunter Miska	dnp									
Totals		13	17	8	38 +5		37	Nick Deery									
							Totals	13	7	8	28 -5						
GOALTENDERS																	
#	Notre Dame	Dec	Min	GA	1	2	3	Saves	#	Minnesota Duluth	Dec	Min	GA	1	2	3	Saves
40	Cal Petersen	W	59:25	1	13	6	8	27	32	Hunter Shepard	L	58:31	2	13	16	6	35
	EMPTY NET		0:35	0	0	0	0	0		EMPTY NET		1:29	0	0	0	0	0
PENALTY SUMMARY																	
Prd	Player	Team	MinOffense	Time	Prd	Player	Team	MinOffense	Time								
1st	Adam Johnson	UMD	2.Hooking	11:59 PP	2nd	Jake Evans	ND	2.Boarding	12:38 PP								
1st	Jared Thomas	UMD	2.Interference	14:44 PP	2nd	Jared Thomas	UMD	2.Hooking	14:27 PP								
1st	Dennis Gilbert	ND	2.Boarding	17:56 PP	3rd	Jordan Gross	ND	2.Holding	07:40 PP								
2nd	Tory Dello	ND	2.Hooking	04:17 PP													

Win-Cal Petersen (3-1-0). Loss-Hunter Shepard (0-1-0).

Referee's signature

HEAD COACH JEFF JACKSON



- The 2017-18 hockey season marks University of Notre Dame hockey coach Jeff Jackson's 13th season behind the Irish bench. The highly regarded Jackson now has over 30 years of coaching experience.
- Notre Dame's Jeff Jackson era began in 2005 when the University searched for a man who could move the program among the elite hockey schools in the country.
- During his now 13-year run, Notre Dame has become one of the nation's top teams, winning the Central Collegiate Hockey Association's (CCHA) regular-season title twice (2006-07 and 2008-09) while earning three Mason Cup championships ('07, '09 and the final one in 2013)
- Since his arrival at Notre Dame, the Irish skaters have accumulated an overall record of 268-167-52, including eight trips to the NCAA Tournament (2006-09, 2010-11, 2012-14 and 2016-17), three Frozen Four appearances (2008, 2011 and 2017) and one national championship berth (2008).
- The 2017-18 season began Notre Dame's hockey tenure in the Big Ten Conference. The Irish won the regular-season title, going 17-6-1-1 and winning their first 13 league games, before also capturing the tournament championship.
- Between 2006-09, the Irish turned in win totals of 32, 27 and 31 for three consecutive seasons of 25 or more wins and three consecutive NCAA tournament appearances, a first in program history.
- Jackson's success on the ice also has had a major impact off the ice for the Irish. With the wins came a commitment from the University that led to the new home of Irish hockey - The Compton Family Ice Arena - one of the finest college hockey facilities in the nation. The new venue opened on Oct. 21, 2011.
- The Irish have seen 34 players selected in the National Hockey League Entry Draft during Jackson's tenure, including three first-round selections. Since his arrival on campus, Notre Dame has also seen 21 products from USA Hockey's National Team Development Program reach the Irish ranks.
- Jackson has coached six Irish players to All-America honors - Anders Bjork (2017) Robbie Russo (2015), Anders Lee (2013), Ian Cole (2009), Erik Condra (2009) and David Brown (2007).
- In addition, 16 of his players have gone on to play in the NHL, including most recently Robbie Russo (Detroit) and T.J. Tynan (Columbus), who each made their NHL debuts on March 7, 2017.
- Jackson's Notre Dame teams have played with poise, discipline, team speed and have also featured strong goaltending and excellent special teams play.
- Having led the Lake Superior State Lakers to an NCAA Division I title in 1992 and 1994, Jackson became the first coach to have won the

THE JEFF JACKSON FILE | COLLEGIATE HEAD COACHING

19th year as NCAA Div. I Head Coach					
Alma Mater: Michigan State ('78, '79)					
School	Seasons	Record			Pct.
Lake Superior State	6	182	52	25	.751
Notre Dame	13	296	176	54	.
TOTALS	19	478	228	79	.

THE JEFF JACKSON FILE | ADDITIONAL HEAD COACHING

Team	Seasons	Record			
USNTDP (USHL)	3	N/A	N/A	N/A	N/A
Guelph (OHL)	2	71	46	16	3

HONORS AND ACCOLADES

Year	Award
1990-91	CCHA Coach of the Year
2006-07	CCHA Coach of the Year
2006-07	Spencer Penrose Award
2010-11	CCHA Coach of the Year

JACKSON AND THE FROZEN FOUR

Year	Team
1992	Lake Superior State (NCAA Champion)
1993	Lake Superior State (NCAA Runner-Up)
1994	Lake Superior State (NCAA Champion)
2008	University of Notre Dame (NCAA Runner-Up)
2011	University of Notre Dame (NCAA Semifinalist)
2017	University of Notre Dame (NCAA Semifinalist)

championship prior to joining Notre Dame's hockey staff.

As a head coach, Jackson has led teams to 14 NCAA tournament appearances and seven conference championships (1991-93, '95, '07, '09 and '13).

- A 1978 graduate of Michigan State University with a degree in communications, Jackson followed with an education degree from Michigan State in 1979.
- In May 2003, Inside College Hockey ranked Jackson 12th on its list of the 16 greatest college coaches of all-time with only five of the 16 still active.
- He made his NHL debut as an assistant coach with the New York Islanders during the 2003 season in which they earned a spot in the 2004 Stanley Cup playoffs. The following season all games were canceled due to the unresolved 2004-05 NHL lockout, and at the end of the year Jackson left the Islanders to join the Fighting Irish as head coach for the 2005-06 season.
- Jackson is a member of the USA Hockey Coaches Achievement Program, the American Hockey Coaches Association and the National Hockey League Coaches Association.

JEFF JACKSON RECORDS VS. DIVISION I TEAMS

Team	W	L	T	%
Air Force	1	0	0	1.00
Alabama Huntsville	8	1	0	0.889
Alaska	21	8	1	0.696
Alaska Anchorage	1	0	0	1.00
Arizona State	2	0	0	1.00
Army	1	0	0	1.00
Bemidji State	0	1	0	0.00
Boston College	10	8	0	0.555
Boston University	10	5	1	0.656
Bowling Green	43	9	4	0.804
Brown	0	1	0	0.00
Canisius	1	0	0	1.00
Clarkson	2	3	0	0.40
Colgate	1	0	0	1.00
Colorado College	0	1	0	0.00
Connecticut	4	1	1	0.750
Cornell	2	1	0	0.667
Denver	1	5	3	0.278
Ferris State	29	11	4	0.705
Harvard	1	1	0	0.50
Holy Cross	2	0	0	1.00
Illinois-Chicago	24	2	0	0.923
Kent State	7	0	1	0.938
Lake Superior State	20	4	4	0.786
Laurentian	2	0	0	1.00
Maine	9	4	1	0.679
Massachusetts	8	4	0	0.667
Massachusetts Lowell	4	9	2	0.333
Mercyhurst	1	0	0	1
Merrimack	6	2	1	0.722
Miami	20	16	10	0.694
Michigan	29	28	8	
Michigan State	26	16	8	
Michigan Tech	7	2	1	0.750
Minnesota	9	6	0	
Minnesota-Duluth	6	6	2	0.50
Minnesota State	2	3	0	0.40
Nebraska Omaha	12	3	2	
New Hampshire	6	3	1	0.650
Niagara	2	0	0	1.00
Northeastern	6	10	2	0.389
North Dakota	1	2	2	0.30
Northern Michigan	16	7	3	0.667
Notre Dame	11	2	0	0.846
Ohio State	32	14	7	0.670
Penn State	5	2	2	.667
Princeton	4	1	0	0.80

Providence College	9	3	2	0.714
Rensselaer	5	1	0	
Robert Morris	1	1	0	0.50
Sacred Heart	3	1	0	0.750
St. Cloud State	0	2	0	0.00
St. Lawrence	2	0	1	0.833
Toronto	1	0	0	1.00
Union College	1	1	0	0.50
Vermont	6	2	2	0.70
Western Michigan	30	14	10	0.648
Wisconsin	4	3	0	
York University	1	0	0	1

POST-SEASON RECORD VS. DIVISION I TEAMS

Team	W	L	%
Alabama Huntsville	1	0	1.00
Alaska	2	2	0.50
Alaska Anchorage	1	0	1.00
Bemidji State	0	1	0.00
Boston College	2	2	0.50
Boston University	3	1	0.750
Bowling Green	4	0	1.00
Clarkson	2	2	0.50
Cornell	1	0	1.00
Denver	0	1	0.00
Ferris State	2	1	0.667
Harvard	1	0	1.00
Illinois-Chicago	6	0	1.00
Lake Superior State	3	1	0.750
Maine	0	1	0.00
Massachusetts	2	1	0.667
Massachusetts Lowell	2	4	0.333
Merrimack	1	0	1.00
Miami	2	2	0.50
Michigan	12	6	
Michigan State	5	1	0.833
Michigan Tech	1	0	1.00
Minnesota	2	0	1.00
Minnesota-Duluth	1	1	0.50
Nebraska Omaha	2	0	1.00
New Hampshire	2	0	1.00
Northeastern	1	2	0.333
Northern Michigan	1	1	0.50
Ohio State	8	2	0.800
Penn State	1	0	1.00
Providence College	3	0	1.00
St. Cloud State	0	2	0.00
Vermont	0	1	0.00

NOTRE DAME'S 2017-18 RECORD WHEN	
Overall	28-9-2
In Big Ten regular season games	17-6-1-1
Non-conference games	9-3-1
Home	14-6-1
Road	11-2-1
Neutral	3-1-0
In overtime games	3-1-2
When Notre Dame scores first	21-2-2
When opponents score first	7-7-0
When Notre Dame leads after 1 period	10-1-1
When Notre Dame trails after 1 period	7-5-0
When score is tied after 1 period	10-3-1
When Notre Dame leads after 2 periods	20-1-0
When Notre Dame trails after 2 periods	1-6-0
When score is tied after 2 periods	7-2-2
When Notre Dame trails at any point in the third period	1-7-1
When Notre Dame outshoots opponent	10-2-0
When opponent outshoots Notre Dame	18-6-2
When shots are even	0-1-0
In Game 1 of weekend series	12-4-1
In Game 2 of weekend series	11-5-1
In Game 1 of Big Ten weekend series	10-2-0
In Game 2 of Big Ten weekend series	7-4-1
In one-goal games	14-3-0
In two-goal games	7-4-0
When scoring 0-1 goals	3-4-0
When scoring two or more goals	21-5-2
When scoring three or more goals	20-3-0

When scoring four or more goals	14-2-0
When scoring five or more goals	7-0-0
Against Ranked Opponents	
vs. #1/1 Denver	0-1-1
vs. #4/5 Ohio State	1-0-0
vs. #6/6 Minnesota	2-0-0
vs. #6/6 Ohio State	1-1-0
vs. #7/7 Providence	1-0-0
vs. #10/4 Michigan	1-0-0
vs. #12/12 Penn State	1-0-0
at #12/12 Wisconsin	2-0-0
at #13/14 Minnesota	1-1-0
at #16/RV Ohio State	2-0-0
at #17 Penn State	1-0-1
vs./at #18 Michigan	0-2-0
vs. #18 Wisconsin	1-1-0
vs. #18/RV Michigan Tech	1-0
vs. #19/RV Penn State	2-0-0
Total	17-6-2
Month-By-Month	
Notre Dame in October	4-3-1
Notre Dame in November	8-0-0
Notre Dame in December	4-0-0
Notre Dame in January	4-2-0
Notre Dame in February	3-4-1
Notre Dame in March	4-0
Notre Dame in April	1-0
Vs. Conferences	
Atlantic Hockey	1-1-0
Big Ten	20-6-1
ECAC	2-0-0
Hockey East	1-0-0
NCHC	1-2-1
WCHA	3-0-0

THE LAST TIME...

TEAM	
Notre Dame won in overtime	March 23, 2018 vs. Michigan Tech/NCAA Regional Semifinal (4-3)
Notre Dame lost in overtime	January 26, 2018 at Minnesota (1-0)
Notre Dame tied in overtime	February 3, 2017 at Penn State (2-2, ND shootout win)
Notre Dame scored 10 or more goals in a game	December 29, 2010 vs. Canisius (10-2)
Notre Dame allowed 10 or more goals in a game	March 12, 2005 at Michigan (10-1)
Notre Dame had a home shutout	November 24, 2017 vs. Minnesota (Cale Morris, 44 saves)
Notre Dame had a road shutout	December 2, 2017 at Michigan State (Cale Morris, 23 saves)
Notre Dame had a neutral site shutout	October 13, 2012 vs. Maine (Steven Summerhays, 22 saves)
Notre Dame was shutout at home	November 26, 2016 vs. Clarkson (Jake Keilley 35 saves)
Notre Dame was shutout on the road or neutral	February 18, 2018 at Michigan (Hayden Lavigne, 35 saves; 1-0)
Notre Dame won 1-0	November 24, 2017 vs. Minnesota (Cale Morris, 44 saves)
Notre Dame had 40 or more shots in a game	March 10, 2018 vs. Penn State/B1G Semifinal (47 shots)
Notre Dame had 50 or more shots in a game	October 7, 2016 vs. Arizona State (51 shots)
Notre Dame surrendered 40 or more shots in a game	March 17, 2018 vs. Ohio State/B1G Final (43 shots)
Notre Dame surrendered 50 or more shots in a game	February 3, 2018 at Penn State (57 shots)
Notre Dame had three PP goals in a game	January 27, 2018 vs. Minnesota (4-1 win)
Notre Dame had four PP goals in a game	October 20, 2013 vs. Michigan Tech (7-3 win)
Notre Dame had six PP goals in a game	October 7, 2016 vs. Arizona State (9-2 win) February 13, 2009 vs. Northern Michigan (9-5 win)
Notre Dame had one short-handed goal	February 24, 2018 vs. Michigan State (Dennis Gilbert, 4-3 loss)
Notre Dame had two short-handed goals	January 7, 2011 at Northern Michigan (8-1 win) November 20, 2010 vs. Michigan State (4-2 win)
Notre Dame surrendered five PP goals	December 4, 2004 vs. Michigan (8-0 loss)
Notre Dame surrendered four PP goals	February 1, 2013 at Ohio State (6-3 loss)
Notre Dame surrendered three PP goals	December 2, 2016 at UMass (5-4 loss)
Notre Dame surrendered two short-handed goals	February 8, 2013 vs. Michigan (7-4 win)
Notre Dame played a #1 ranked team	October 14, 2017 vs. Denver (L, 4-2)
Notre Dame tied a #1 ranked team	October 13 2017 vs. Denver (T, 2-2 in OT)
Notre Dame defeated a #1 ranked team	March 1, 2014 at Boston College (W, 2-1 in OT)
Notre Dame defeated a #1 ranked team at home	November 8, 2013 vs. Minnesota (W, 4-1)
Notre Dame swept a series versus a top-10 opponent	November 24-25, 2017 vs. #6/6 Minnesota (1-0 & 5-2)
Notre Dame erased a two-goal deficit to win or tie	April 5, 2018 vs. Michigan in Frozen Four Semifinal (W, 4-3)
Notre Dame erased a two-goal, third period deficit to win	December 8, 2017 at Wisconsin (W, 3-2) December 10, 2015 at Boston College (W, 4-3)
Had at least eight penalty kills	November 17, 2017 at RPI (ND 8-for-8 on the PK)
Notre Dame took zero penalties in a game	December 2, 2017 at Michigan State (W, 2-0)

INDIVIDUAL	
Notre Dame player scored a hat trick	December 9, 2017 - Cal Burke at Wisconsin
Notre Dame defenseman scored a hat trick	January 18, 2015 - Robbie Russo at UConn
Notre Dame player scored four goals	October 19, 1995 - Brian Urick at Alaska Fairbanks
Notre Dame player scored five goals	December 29, 1971 - Ian Williams at Dartmouth
Notre Dame player had three assists	January 27, 2018 - Andrew Oglevie at Minnesota (0-3-3)
Notre Dame player had four assists	October 26, 2017 - Jake Evans vs. Omaha (0-4-4)
Notre Dame player had five assists	October 21, 1994 - Jamie Ling vs. Waterloo (2-5-7)
Notre Dame player had four points	October 26, 2017 - Jake Evans vs. Omaha (0-4-4)
Notre Dame player had five points	February 13, 2009 - Erik Condra at Northern Michigan (2-3-5)
Notre Dame player had six points	October 21, 1994 - Jamie Ling vs. Waterloo (2-5-7)
Notre Dame player had seven points	October 21, 1994 - Jamie Ling vs. Waterloo (2-5-7)
Notre Dame goalie made 35+ saves	March 23, 2018 - Cale Morris vs. Mich. Tech/NCAA Regional Semi, 36 saves (4-3 OT win)
Notre Dame goalie made 40+ saves	March 17, 2018 - Cale Morris vs. Ohio State/B1G Final, 41 saves (3-2 ND OT win)
Notre Dame goalie made 50+ saves	February 3, 2018 - Cale Morris at Penn State, 55 saves (T, 2-2, ND Shootout win)
Opposing player scored a hat trick	October 19, 2017 - Vito Bavaro of Sacred Heart
Opposing player scored four goals	March 12, 1994 - Colin Ward of Western Michigan
Opposing player scored five goals	November 10, 1973 - Tom Ross of Michigan State
Opposing player had four assists	December 2, 2011 - Ludwig Karlsson of Northeastern (0-4-4)
Opposing player had five assists	January 20, 1996 - Kevin Hilton of Michigan (0-5-5)
Opposing player had four points	March 12, 2016 - Kevin Roy of Northeastern (2-2-4)
Opposing player had five points	January 27, 2001 - Jeff Hamilton of Yale (2-3-5)
Opposing player had six points	January 11, 1994 - John Gruden of Ferris State (4-3-7)
Opposing player had seven points	January 11, 1994 - John Gruden of Ferris State (4-3-7)
Opposing goalie made 35+ saves	March 17, 2018 - Sean Romeo of Ohio State, 35 saves (3-2 ND OT win)
Opposing goalie made 40+ saves	March 10, 2018 - Peyton Jones of Penn State, 44 saves (3-2 ND win)
Opposing goalie made 50+ saves	March 6, 2015 - Steve Mastalerz of UMass, 75 saves (4-3 ND loss)
Notre Dame had a penalty shot	January 21, 2017 - Joe Wegwerth (saved vs. New Hampshire)
Notre Dame scored on a penalty shot	December 6, 2013 - Jeff Costello (vs. UMass) March 16, 2013 - Bryan Rust (vs. Bowling Green)
Opponent had a penalty shot	February 3, 2018 - Andrew Strurtz, Penn State (saved by Cale Morris in OT in 2-2 tie) January 19, 2018 - Trent Frederic, Wisconsin (scored on Cale Morris, 4-2 ND win) March 10, 2017 - Shane Kavanagh, Providence (vs. Cal Petersen, missed wide, 5-0 ND win) January 29, 2016 - Colin White, Boston College (saved by Cal Petersen, 4-0 ND loss) January 22, 2016 - Ara Nazarian, New Hampshire (scored on Cal Petersen, 5-1 ND win) December 10, 2015 - Colin White, Boston College (saved by Cal Petersen, 4-3 ND win)

2017-18 COMBINED STATS

Date	Opponent	Score	Att.
Oct 06	ALABAMA HUNTSVILLE	W 5-3	3885
Oct 07	ALABAMA HUNTSVILLE	W 4-0	3412
Oct 13	#1 DENVER	Tot 2-2	4478
Oct 14	#1 DENVER	L 2-4	4075
Oct 19	SACRED HEART	L 4-6	3340
Oct 20	SACRED HEART	W 3-1	4007
Oct 26	OMAHA	L 4-6	3834
Oct 27	OMAHA	W 5-4	4743
* Nov 03	at #16 Ohio State	W 4-1	6749
* Nov 04	at #16 Ohio State	W 3-2	5900
* Nov 10	#19 PENN STATE	W 5-3	4574
* Nov 11	#19 PENN STATE	W 1-0	4160
Nov 17	at Rensselaer	W 4-1	2866
Nov 18	at Rensselaer	Wot 1-0	3030
* Nov 24	#6 MINNESOTA	W 1-0	4931
* Nov 25	#6 MINNESOTA	W 5-2	4383
* Dec 01	at Michigan State	W 3-1	6392
* Dec 02	at Michigan State	W 2-0	5698
* Dec 08	at #12 Wisconsin	W 3-2	9216
* Dec 09	at #12 Wisconsin	W 6-2	11934
* Jan 05	at MICHIGAN	W 2-1	5800
* Jan 07	MICHIGAN	W 2-1	4896
* Jan 19	#18 WISCONSIN	W 4-2	5630
* Jan 21	vs #18 Wisconsin	L 0-5	9313
* Jan 26	at #13 Minnesota	Lot 0-1	8501
* Jan 27	at #13 Minnesota	W 4-1	9890
* Feb 02	at #17 Penn State	W 5-3	6229
* Feb 03	at #17 Penn State	Tot 2-2	6221
* Feb 09	#6 OHIO STATE	W 2-1	5291
* Feb 10	#6 OHIO STATE	L 1-5	5202
* Feb 18	at #18 Michigan	L 0-1	5800
* Feb 16	#18 MICHIGAN	L 2-4	5593
* Feb 23	MICHIGAN STATE	W 6-3	4660
* Feb 24	MICHIGAN STATE	L 3-4	5174
Mar 10	#12 PENN STATE	W 3-2	4892
Mar 17	#4 OHIO STATE	Wot 3-2	5515
Mar 23	vs #4 Michigan Tech	Wot 4-3	0
Mar 24	vs #2 Providence College	W 2-1	5505
Apr. 5	vs #10 Michigan	W 4-3	18026

TEAM STATISTICS ND OPP

SHOT STATISTICS		
Goals-Shot attempts	116-1225	85-1387
Shot pct.	.095	.061
Goals/Game	3.0	2.2
Shots/Game	31.4	35.6

POWER PLAYS		
Goals-Power Plays	30-128	13-120
Conversion Percent	.234	.108
Shot Attempts	211	201
Shot Percent	.142	.065

GOAL BREAKDOWN		
Power Play	30	13
Short-handed	5	2
Empty net	7	4
Penalty	0	1
Unassisted	6	3
Overtime	3	1
Shootout	0	0
Delayed Penalty	0	0

PENALTIES		
Number	153	159
Minutes	350	340
Penalties/Game	3.9	4.1
Pen minutes/Game	9.0	8.7
SHOOTOUTS (Made-Att)	2-7	2-7

Record:	Overall	Home	Away	Neutral
ALL GAMES	28-9-2	14-6-1	11-2-1	3-1-0
CONFERENCE	17-6-1	8-3-0	9-2-1	0-1-0
NON-CONFERENCE	11-3-1	6-3-1	2-0-0	3-0-0

##	Player	gp	g	a	pts	sh	sh%	pen-min	pp	sh
18	Jake Evans	39	13	32	45	110	.118	9-18	3	2
15	Andrew Oglevie	35	14	24	38	120	.117	9-18	8	0
3	Jordan Gross	39	10	20	30	142	.070	12-24	4	1
11	Cal Burke	37	14	12	26	98	.143	3-17	1	0
27	Bobby Nardella	39	5	19	24	66	.076	7-14	3	0
26	Cam Morrison	39	8	14	22	91	.088	6-12	1	0
25	Dylan Malmquist	33	9	11	20	50	.180	4-8	1	0
13	Colin Theisen	39	6	13	19	81	.074	10-20	1	0
22	Andrew Peeke	38	5	9	14	55	.091	11-22	2	0
28	Jack Jenkins	39	3	10	13	75	.040	2-4	0	0
5	Matt Hellickson	39	3	9	12	46	.065	6-12	3	0
21	Joe Wegwerth	31	6	5	11	52	.115	3-6	3	0
4	Dennis Gilbert	38	4	6	10	49	.082	8-16	0	2
19	Mike O'Leary	37	3	6	9	39	.077	11-22	0	0
9	Dawson Cook	37	6	2	8	29	.207	8-16	0	0
29	Bo Brauer	34	5	3	8	38	.132	8-27	0	0
20	Justin Wade	35	0	3	3	28	.000	16-54	0	0
6	Tory Dello	37	1	1	2	28	.036	9-18	0	0
8	Matt Steeves	13	1	0	1	14	.071	5-10	0	0
14	Max Eisenmenger	5	0	1	1	2	.000	1-2	0	0
32	Cale Morris	36	0	1	1	0	.000	1-2	0	0
23	Luke Novak	4	0	1	1	7	.000	1-2	0	0
17	Pierce Crawford	8	0	0	0	2	.000	2-4	0	0
12	Felix Holmberg	4	0	0	0	2	.000	0-0	0	0
24	Luke Ripley	3	0	0	0	1	.000	0-0	0	0
TM	TEAM	13	0	0	0	0	.000	1-2	0	0
Total		39	116	202	318	1225	.095	153-350	30	5
Opponents		39	85	143	228	1387	.061	159-340	13	2

##	Goalie	gp	min	ga	gaavg	saves	save%	w-l-t
32	Cale Morris	36	2134:11	69	1.94	1169	.944	27-7-1
1	Dylan St. Cyr	5	235:11	12	3.06	133	.917	1-2-1
TM	EMPTY NET	13	10:13	4	-	0	.000	0-0-0
Total		39	2379:35	85	2.14	1302	.939	28-9-2
Opponents		39	2379:35	116	2.92	1109	.905	9-28-2

Attendance Summary ND Opponent

Total	96675	94226
Dates/Avg Per Date	21/4604	14/6730
Neutral Site #/Avg	4/8211	

Goals by Period

	1st	2nd	3rd	OT	Total
Notre Dame	26	49	38	3	116
Opponents	27	27	30	1	85

Saves by Period

	1st	2nd	3rd	OT	Total
Notre Dame	428	413	441	20	1302
Opponents	358	395	328	28	1109

2017-18 INDIVIDUAL STATS

Overall: 28-9-2 Conf: 17-6-1 Home: 14-6-1 Away: 11-2-1 Neut: 3-1-0

OVERALL

#	Player	gp	g	a	pts	sh	+/-	pen-min	pp	sh	gw
18	Jake Evans	39	13	32	45	110	+10	9-18	3	2	5
15	Andrew Oglevie	35	14	24	38	120	+7	9-18	8	0	4
3	Jordan Gross	39	10	20	30	142	+13	12-24	4	1	3
11	Cal Burke	37	14	12	26	98	+4	3-17	1	0	3
27	Bobby Nardella	39	5	19	24	66	+1	7-14	3	0	0
26	Cam Morrison	39	8	14	22	91	-11	6-12	1	0	3
25	Dylan Malmquist	33	9	11	20	50	+10	4-8	1	0	3
13	Colin Theisen	39	6	13	19	81	+5	10-20	1	0	0
22	Andrew Peeke	38	5	9	14	55	+13	11-22	2	0	1
28	Jack Jenkins	39	3	10	13	75	+3	2-4	0	0	1
5	Matt Hellickson	39	3	9	12	46	+4	6-12	3	0	1
21	Joe Wegwerth	31	6	5	11	52	-1	3-6	3	0	0
4	Dennis Gilbert	38	4	6	10	49	+3	8-16	0	2	0
19	Mike O'Leary	37	3	6	9	39	+4	11-22	0	0	0
9	Dawson Cook	37	6	2	8	29	+2	8-16	0	0	2
29	Bo Brauer	34	5	3	8	38	+3	8-27	0	0	2
20	Justin Wade	35	0	3	3	28	-4	16-54	0	0	0
6	Tory Dello	37	1	1	2	28	+4	9-18	0	0	0
8	Matt Steeves	13	1	0	1	14	-2	5-10	0	0	0
14	Max Eisenmenger	5	0	1	1	2	0	1-2	0	0	0
32	Cale Morris	36	0	1	1	0	0	1-2	0	0	0
23	Luke Novak	4	0	1	1	7	0	1-2	0	0	0
17	Pierce Crawford	8	0	0	0	2	-1	2-4	0	0	0
12	Felix Holmberg	4	0	0	0	2	-2	0-0	0	0	0
24	Luke Ripley	3	0	0	0	1	-1	0-0	0	0	0
TM TEAM		13	0	0	0	0	0	1-2	0	0	0
Total		39	116	202	318	1225	+64	153-350	30	5	28
Opponents		39	85	143	228	1387	-79	159-340	13	2	9

CONFERENCE

gp	g	a	pts	sh	+/-	pen-min	pp	sh	gw
24	7	13	20	70	+4	7-14	2	1	3
22	8	14	22	72	+4	8-16	3	0	3
24	2	10	12	71	+7	9-18	1	0	1
23	10	7	17	55	+3	0-0	1	0	2
24	2	9	11	41	+3	2-4	1	0	0
24	4	10	14	57	-6	4-8	1	0	1
24	7	8	15	40	+9	2-4	1	0	2
24	3	7	10	54	+4	5-10	0	0	0
23	3	4	7	27	+10	8-16	1	0	1
24	1	6	7	43	+3	1-2	0	0	0
24	2	4	6	27	+2	6-12	2	0	1
19	2	3	5	19	-1	1-2	2	0	0
24	3	5	8	30	+4	6-12	0	2	0
22	3	4	7	22	+7	9-18	0	0	0
24	4	1	5	19	+4	4-8	0	0	1
24	4	1	5	27	+2	7-25	0	0	2
22	0	1	1	14	0	11-44	0	0	0
23	1	1	2	13	+4	6-12	0	0	0
6	0	0	0	6	-1	1-2	0	0	0
-									
-									
-									
7	0	0	0	2	-1	1-2	0	0	0
-									
1	0	0	0	1	-1	0-0	0	0	0
-									
24	66	108	174	710	+60	98-229	15	3	17
24	47	80	127	884	-69	101-221	8	2	6

OVERALL

#	Player	gp	min.	ga	gaavg	saves	pct	w	l	t
32	Cale Morris	36	2134:11	69	1.94	1169	.944	27	7	1
1	Dylan St. Cyr	5	235:11	12	3.06	133	.917	1	2	1
TM TEAM		13	10:13	4	0.00	0	.000	0	0	0
Total		39	2379:35	85	2.14	1302	.939	28	9	2
Opponents		39	2379:35	116	2.92	1109	.905	9	28	2

CONFERENCE

gp	min.	ga	gaavg	saves	pct	w	l	t
24	1429:49	46	1.93	831	.948	17	6	1
1	11:26	0	0.00	6	1.000	0	0	0
9	7:20	1	0.00	0	.000	0	0	0
24	1448:35	47	1.95	837	.947	17	6	1
24	1448:35	66	2.73	644	.907	6	17	1

Shots on Goal	shots	avg/g	shot%
Notre Dame	1225	31.41	.095
Opponents	1387	35.56	.061

Shots on Goal	shots	avg/g	shot%
Notre Dame	710	29.58	.093
Opponents	884	36.83	.053

Power Plays	goals	chances	pp%
Notre Dame	30	128	.234
Opponents	13	120	.108

Power Plays	goals	chances	pp%
Notre Dame	15	79	.190
Opponents	8	73	.110

Goals by Period	1st	2nd	3rd	OT	Total
Notre Dame	26	49	38	3	116
Opponents	27	27	30	1	85

Goals by Period	1st	2nd	3rd	OT	Total
Notre Dame	15	28	23	0	66
Opponents	16	15	15	1	47

2017-18 LEADERS

## Points	GP	G	A	Pts	Sh
18 Jake Evans	39	13	32	45	110
15 Andrew Oglevie	35	14	24	38	120
3 Jordan Gross	39	10	20	30	142
11 Cal Burke	37	14	12	26	98
27 Bobby Nardella	39	5	19	24	66
26 Cam Morrison	39	8	14	22	91
25 Dylan Malmquist	33	9	11	20	50
13 Colin Theisen	39	6	13	19	81
22 Andrew Peeke	38	5	9	14	55
28 Jack Jenkins	39	3	10	13	75

## Goals	GP	G	A	Pts	Sh
15 Andrew Oglevie	35	14	24	38	120
11 Cal Burke	37	14	12	26	98
18 Jake Evans	39	13	32	45	110
3 Jordan Gross	39	10	20	30	142
25 Dylan Malmquist	33	9	11	20	50
26 Cam Morrison	39	8	14	22	91
13 Colin Theisen	39	6	13	19	81
21 Joe Wegwerth	31	6	5	11	52
9 Dawson Cook	37	6	2	8	29
27 Bobby Nardella	39	5	19	24	66

## Power-Play Goals	GP	PPG
15 Andrew Oglevie	35	8
3 Jordan Gross	39	4
18 Jake Evans	39	3
27 Bobby Nardella	39	3
21 Joe Wegwerth	31	3
5 Matt Hellickson	39	3
22 Andrew Peeke	38	2

## Short-Handed Goals	GP	SHG
18 Jake Evans	39	2
4 Dennis Gilbert	38	2
3 Jordan Gross	39	1

## Game-Winning Goals	GP	GWG
18 Jake Evans	39	5
15 Andrew Oglevie	35	4
26 Cam Morrison	39	3
11 Cal Burke	37	3
25 Dylan Malmquist	33	3
3 Jordan Gross	39	3
29 Bo Brauer	34	2
9 Dawson Cook	37	2

## Plus/Minus	GP	+/-
3 Jordan Gross	39	+13
22 Andrew Peeke	38	+13
18 Jake Evans	39	+10
25 Dylan Malmquist	33	+10
15 Andrew Oglevie	35	+7
13 Colin Theisen	39	+5
11 Cal Burke	37	+4
5 Matt Hellickson	39	+4
6 Tory Dello	37	+4
19 Mike O'Leary	37	+4

## Assists	GP	G	A	Pts	Sh
18 Jake Evans	39	13	32	45	110
15 Andrew Oglevie	35	14	24	38	120
3 Jordan Gross	39	10	20	30	142
27 Bobby Nardella	39	5	19	24	66
26 Cam Morrison	39	8	14	22	91
13 Colin Theisen	39	6	13	19	81
11 Cal Burke	37	14	12	26	98
25 Dylan Malmquist	33	9	11	20	50
28 Jack Jenkins	39	3	10	13	75
22 Andrew Peeke	38	5	9	14	55

## Shots	GP	G	A	Pts	Sh	Sh%
3 Jordan Gross	39	10	20	30	142	.070
15 Andrew Oglevie	35	14	24	38	120	.117
18 Jake Evans	39	13	32	45	110	.118
11 Cal Burke	37	14	12	26	98	.143
26 Cam Morrison	39	8	14	22	91	.088
13 Colin Theisen	39	6	13	19	81	.074
28 Jack Jenkins	39	3	10	13	75	.040
27 Bobby Nardella	39	5	19	24	66	.076
22 Andrew Peeke	38	5	9	14	55	.091
21 Joe Wegwerth	31	6	5	11	52	.115

## Shot Pct.	GP	G	A	Pts	Sh	Sh%
9 Dawson Cook	37	6	2	8	29	.207
25 Dylan Malmquist	33	9	11	20	50	.180
11 Cal Burke	37	14	12	26	98	.143
29 Bo Brauer	34	5	3	8	38	.132
18 Jake Evans	39	13	32	45	110	.118
15 Andrew Oglevie	35	14	24	38	120	.117
21 Joe Wegwerth	31	6	5	11	52	.115
22 Andrew Peeke	38	5	9	14	55	.091
26 Cam Morrison	39	8	14	22	91	.088
4 Dennis Gilbert	38	4	6	10	49	.082

## Penalties	GP	Pen	Min
20 Justin Wade	35	16	54
3 Jordan Gross	39	12	24
19 Mike O'Leary	37	11	22
22 Andrew Peeke	38	11	22
13 Colin Theisen	39	10	20
18 Jake Evans	39	9	18
15 Andrew Oglevie	35	9	18
6 Tory Dello	37	9	18
29 Bo Brauer	34	8	27
9 Dawson Cook	37	8	16

## Penalty Minutes	GP	Pen	Min
20 Justin Wade	35	16	54
29 Bo Brauer	34	8	27
3 Jordan Gross	39	12	24
19 Mike O'Leary	37	11	22
22 Andrew Peeke	38	11	22
13 Colin Theisen	39	10	20
6 Tory Dello	37	9	18
18 Jake Evans	39	9	18
15 Andrew Oglevie	35	9	18
11 Cal Burke	37	3	17

2017-18 RESULTS

Date	Opponent		Score	Shots	Overall	Conf	Time	Att.	Goalie of record
Oct 06	ALABAMA HUNTSVILLE	W	5-3	40/28	1-0-0	0-0-0	2:20	3885	Cale Morris
Oct 07	ALABAMA HUNTSVILLE	W	4-0	31/34	2-0-0	0-0-0	2:12	3412	Dylan St. Cyr
Oct 13	#1 DENVER	Tot	2-2	29/48	2-0-1	0-0-0	2:35	4478	Dylan St. Cyr
Oct 14	#1 DENVER	L	2-4	33/34	2-1-1	0-0-0	2:28	4075	Cale Morris
Oct 19	SACRED HEART	L	4-6	33/28	2-2-1	0-0-0	2:13	3340	Dylan St. Cyr
Oct 20	SACRED HEART	W	3-1	43/25	3-2-1	0-0-0	2:21	4007	Cale Morris
Oct 26	OMAHA	L	4-6	35/36	3-3-1	0-0-0	2:20	3834	Dylan St. Cyr
Oct 27	OMAHA	W	5-4	35/31	4-3-1	0-0-0	2:25	4743	Cale Morris
* Nov 03	at #16 Ohio State	W	4-1	18/24	5-3-1	1-0-0	2:08	6749	Cale Morris
* Nov 04	at #16 Ohio State	W	3-2	23/41	6-3-1	2-0-0	2:23	5900	Cale Morris
* Nov 10	#19 PENN STATE	W	5-3	19/43	7-3-1	3-0-0	2:20	4574	Cale Morris
* Nov 11	#19 PENN STATE	W	1-0	27/33	8-3-1	4-0-0	2:12	4160	Cale Morris
Nov 17	at Rensselaer	W	4-1	31/39	9-3-1	4-0-0	2:22	2866	Cale Morris
Nov 18	at Rensselaer	Wot	1-0	34/25	10-3-1	4-0-0	2:20	3030	Cale Morris
* Nov 24	#6 MINNESOTA	W	1-0	23/44	11-3-1	5-0-0	2:17	4931	Cale Morris
* Nov 25	#6 MINNESOTA	W	5-2	35/42	12-3-1	6-0-0	2:22	4383	Cale Morris
* Dec 01	at Michigan State	W	3-1	18/30	13-3-1	7-0-0	2:05	6392	Cale Morris
* Dec 02	at Michigan State	W	2-0	29/23	14-3-1	8-0-0	2:04	5698	Cale Morris
* Dec 08	at #12 Wisconsin	W	3-2	32/36	15-3-1	9-0-0	2:24	9216	Cale Morris
* Dec 09	at #12 Wisconsin	W	6-2	29/41	16-3-1	10-0-0	2:23	11934	Cale Morris
* Jan 05	at MICHIGAN	W	2-1	27/36	17-3-1	11-0-0	2:18	5800	Cale Morris
* Jan 07	MICHIGAN	W	2-1	36/34	18-3-1	12-0-0	2:19	4896	Cale Morris
* Jan 19	#18 WISCONSIN	W	4-2	29/35	19-3-1	13-0-0	2:30	5630	Cale Morris
* Jan 21	vs #18 Wisconsin	L	0-5	40/46	19-4-1	13-1-0	2:25	9313	Cale Morris
* Jan 26	at #13 Minnesota	Lot	0-1	25/34	19-5-1	13-2-0	2:18	8501	Cale Morris
* Jan 27	at #13 Minnesota	W	4-1	30/17	20-5-1	14-2-0	2:21	9890	Cale Morris
* Feb 02	at #17 Penn State	W	5-3	37/51	21-5-1	15-2-0	2:25	6229	Cale Morris
* Feb 03	at #17 Penn State	Tot	2-2	34/57	21-5-2	15-2-1	2:33	6221	Cale Morris
* Feb 09	#6 OHIO STATE	W	2-1	29/32	22-5-2	16-2-1	2:29	5291	Cale Morris
* Feb 10	#6 OHIO STATE	L	1-5	40/38	22-6-2	16-3-1	2:15	5202	Cale Morris
* Feb 18	at #18 Michigan	L	0-1	35/37	22-7-2	16-4-1	2:21	5800	Cale Morris
* Feb 16	#18 MICHIGAN	L	2-4	36/36	22-8-2	16-5-1	2:25	5593	Cale Morris
* Feb 23	MICHIGAN STATE	W	6-3	33/38	23-8-2	17-5-1	2:17	4660	Cale Morris
* Feb 24	MICHIGAN STATE	L	3-4	26/36	23-9-2	17-6-1	2:20	5174	Cale Morris
Mar 10	#12 PENN STATE	W	3-2	47/45	24-9-2	17-6-1	2:30	4892	Cale Morris
Mar 17	#4 OHIO STATE	Wot	3-2	38/43	25-9-2	17-6-1	2:50	5515	Cale Morris
Mar 23	vs #4 Michigan Tech	Wot	4-3	32/39	26-9-2	17-6-1	3:16		Cale Morris
Mar 24	vs #2 Providence College	W	2-1	25/20	27-9-2	17-6-1	2:29	5505	Cale Morris
Apr. 5	vs #10 Michigan	W	4-3	29/28	28-9-2	17-6-1	2:32	18026	Cale Morris

Team Record	W-L-T	Attendance	Dates	Total	Avg.
Overall:	28-9-2	Total:	39	223745	5737
Conference:	17-6-1	Home:	21	96675	4604
Home:	14-6-1	Away:	14	94226	6730
Away:	11-2-1	Neutral:	4	32844	8211
Neutral:	3-1-0				
Overtime:	3-1-2				

2017-18 GAME-BY-GAME COMPARISON STATS

Date	Opponent	Score	Goals	Shots		Penalties			Power Plays	
				Assists	Shots	Pen-Min	/	Pen-Min	G-Ch	G-Ch
Oct 06	ALABAMA HUNTSVILLE	5-3	5 / 3	9 / 5	40 / 28	5-10	/	5-10	2-5	/ 1-5
Oct 07	ALABAMA HUNTSVILLE	4-0	4 / 0	7 / 0	31 / 34	6-12	/	5-10	1-4	/ 0-5
Oct 13	DENVER	2-2	2 / 2	4 / 4	29 / 48	2-4	/	1-2	1-1	/ 1-2
Oct 14	DENVER	2-4	2 / 4	4 / 8	33 / 34	2-4	/	3-6	1-3	/ 0-2
Oct 19	SACRED HEART	4-6	4 / 6	8 / 9	33 / 28	2-4	/	4-8	2-3	/ 0-1
Oct 20	SACRED HEART	3-1	3 / 1	6 / 2	43 / 25	3-6	/	4-8	0-4	/ 0-3
Oct 26	OMAHA	4-6	4 / 6	8 / 6	35 / 36	3-6	/	4-8	1-4	/ 0-3
Oct 27	OMAHA	5-4	5 / 4	10 / 7	35 / 31	5-10	/	7-14	1-5	/ 2-4
Nov 03	at Ohio State	4-1	4 / 1	6 / 1	18 / 24	3-17	/	4-8	0-3	/ 0-1
Nov 04	at Ohio State	3-2	3 / 2	5 / 3	23 / 41	5-10	/	4-8	0-3	/ 1-4
Nov 10	PENN STATE	5-3	5 / 3	8 / 5	19 / 43	2-4	/	0-0	0-0	/ 0-2
Nov 11	PENN STATE	1-0	1 / 0	2 / 0	27 / 33	4-8	/	3-6	0-3	/ 0-4
Nov 17	at Rensselaer	4-1	4 / 1	6 / 2	31 / 39	10-31	/	6-15	1-4	/ 0-8
Nov 18	at Rensselaer	1-0	1 / 0	2 / 0	34 / 25	5-10	/	4-8	0-3	/ 0-4
Nov 24	MINNESOTA	1-0	1 / 0	2 / 0	23 / 44	5-10	/	4-8	1-3	/ 0-4
Nov 25	MINNESOTA	5-2	5 / 2	10 / 4	35 / 42	8-16	/	6-20	0-4	/ 2-7
Dec 01	at Michigan State	3-1	3 / 1	4 / 2	18 / 30	2-4	/	1-2	0-1	/ 0-2
Dec 02	at Michigan State	2-0	2 / 0	3 / 0	29 / 23	0-0	/	1-2	0-1	/ 0-0
Dec 08	at Wisconsin	3-2	3 / 2	6 / 4	32 / 36	4-8	/	7-14	0-6	/ 1-3
Dec 09	at Wisconsin	6-2	6 / 2	6 / 4	29 / 41	7-14	/	6-12	1-4	/ 1-5
Jan 05	at MICHIGAN	2-1	2 / 1	4 / 2	27 / 36	1-2	/	2-4	2-2	/ 0-1
Jan 07	MICHIGAN	2-1	2 / 1	4 / 2	36 / 34	3-6	/	3-6	1-3	/ 0-3
Jan 19	WISCONSIN	4-2	4 / 2	6 / 2	29 / 35	8-27	/	9-18	1-6	/ 0-3
Jan 21	vs Wisconsin	0-5	0 / 5	0 / 7	40 / 46	9-29	/	7-25	0-4	/ 2-6
Jan 26	at Minnesota	0-1	0 / 1	0 / 2	25 / 34	3-6	/	3-6	0-3	/ 0-3
Jan 27	at Minnesota	4-1	4 / 1	6 / 2	30 / 17	5-10	/	8-16	3-6	/ 0-3
Feb 02	at Penn State	5-3	5 / 3	10 / 5	37 / 51	2-4	/	1-2	1-1	/ 0-2
Feb 03	at Penn State	2-2	2 / 2	4 / 4	34 / 57	3-6	/	4-8	0-4	/ 0-2
Feb 09	OHIO STATE	2-1	2 / 1	4 / 2	29 / 32	6-12	/	7-14	0-6	/ 1-4
Feb 10	OHIO STATE	1-5	1 / 5	2 / 9	40 / 38	5-10	/	5-10	1-5	/ 0-5
Feb 18	at Michigan	0-1	0 / 1	0 / 1	35 / 37	4-8	/	4-8	0-2	/ 0-2
Feb 16	MICHIGAN	2-4	2 / 4	4 / 8	36 / 36	3-6	/	6-12	2-4	/ 0-2
Feb 23	MICHIGAN STATE	6-3	6 / 3	7 / 6	33 / 38	3-6	/	4-8	1-3	/ 0-2
Feb 24	MICHIGAN STATE	3-4	3 / 4	5 / 5	26 / 36	3-6	/	2-4	1-2	/ 0-3
Mar 10	PENN STATE	3-2	3 / 2	6 / 4	47 / 45	3-6	/	3-6	1-3	/ 1-3
Mar 17	OHIO STATE	3-2	3 / 2	6 / 3	38 / 43	2-4	/	3-6	1-2	/ 0-1
Mar 23	vs Michigan Tech	4-3	4 / 3	7 / 6	32 / 39	1-2	/	2-4	1-2	/ 0-1
Mar 24	vs Providence College	2-1	2 / 1	4 / 1	25 / 20	2-4	/	4-8	1-4	/ 0-2
Apr. 5	vs Michigan	4-3	4 / 3	7 / 6	29 / 28	4-8	/	3-6	1-2	/ 0-3
		116-85	116 / 85	202 / 143	1225 / 138	153-350	/	159-340	30-128	/ 13-120

Note: Game totals are displayed in the format TEAM/OPPONENT for each category

2017-18 G-A-P GAME-BY-GAME

Opponent	Date	Score	1 CYR,DYLAN S	3 GROSS,JORD	4 GILBERT,DEN	5 HELLICKSON,	6 DELLO,TORY	8 STEEVES,MA	9 COOK,DAWS	11 BURKE,CAL	12 HOLMBERG,F	13 THEISEN,COL	14 EISENMENGE
UAH	Oct 06	5-3 W	DNP	0-3-3	1-0-1	0-1-1	0-0-0	DNP	0-0-0	0-0-0	0-0-0	1-0-1	0-1-1
UAH	Oct 07	4-0 W	0-0-0	1-0-1	0-0-0	0-1-1	DNP	1-0-1	0-0-0	0-0-0	DNP	0-1-1	0-0-0
DEN	Oct 13	2-2 t	0-0-0	0-1-1	0-0-0	0-0-0	0-0-0	DNP	DNP	0-0-0	0-0-0	0-0-0	0-0-0
DEN	Oct 14	2-4 L	DNP	1-0-1	0-0-0	0-0-0	0-0-0	DNP	DNP	0-0-0	0-0-0	0-0-0	0-0-0
SHU	Oct 19	4-6 L	0-0-0	0-0-0	0-0-0	0-0-0	0-0-0	0-0-0	1-0-1	1-0-1	DNP	0-1-1	0-0-0
SHU	Oct 20	3-1 W	DNP	0-1-1	DNP	0-0-0	0-0-0	DNP	1-0-1	0-0-0	DNP	0-1-1	DNP
OMAHA	Oct 26	4-6 L	0-0-0	1-0-1	0-0-0	0-1-1	0-0-0	0-0-0	0-0-0	1-0-1	DNP	0-1-1	DNP
OMAHA	Oct 27	5-4 W	DNP	1-2-3	0-0-0	0-0-0	0-0-0	0-0-0	0-1-1	0-2-2	0-0-0	2-0-2	DNP
at OSU	Nov 03	4-1 W	DNP	0-1-1	0-0-0	0-1-1	0-0-0	0-0-0	0-0-0	1-1-2	DNP	1-1-2	DNP
at OSU	Nov 04	3-2 W	DNP	0-0-0	0-0-0	0-0-0	0-0-0	0-0-0	0-0-0	1-0-1	DNP	0-0-0	DNP
PSU	Nov 10	5-3 W	DNP	0-0-0	0-1-1	0-1-1	0-1-1	DNP	1-1-2	0-0-0	DNP	0-0-0	DNP
PSU	Nov 11	1-0 W	DNP	0-0-0	0-1-1	0-0-0	0-0-0	0-0-0	0-0-0	0-0-0	DNP	0-0-0	DNP
at RPI	Nov 17	4-1 W	DNP	1-0-1	0-0-0	0-1-1	0-0-0	0-0-0	0-0-0	1-0-1	DNP	0-1-1	DNP
at RPI	Nov 18	1-0 W	DNP	0-0-0	0-0-0	0-0-0	0-0-0	DNP	0-0-0	DNP	DNP	0-0-0	DNP
MINN	Nov 24	1-0 W	DNP	0-1-1	0-0-0	0-0-0	0-0-0	DNP	0-0-0	0-0-0	DNP	0-0-0	DNP
MINN	Nov 25	5-2 W	DNP	0-1-1	0-1-1	0-0-0	1-0-1	DNP	0-0-0	2-0-2	DNP	0-1-1	DNP
at MSU	Dec 01	3-1 W	DNP	0-2-2	0-0-0	0-0-0	0-0-0	DNP	0-0-0	1-0-1	DNP	1-0-1	DNP
at MSU	Dec 02	2-0 W	DNP	0-0-0	0-0-0	0-0-0	0-0-0	DNP	0-0-0	1-0-1	DNP	0-1-1	DNP
at UW	Dec 08	3-2 W	DNP	0-0-0	0-1-1	0-0-0	0-0-0	DNP	1-0-1	0-0-0	DNP	0-2-2	DNP
at UW	Dec 09	6-2 W	DNP	0-0-0	2-0-2	0-0-0	0-0-0	DNP	0-0-0	3-0-3	DNP	0-0-0	DNP
at MICH	Jan 05	2-1 W	DNP	0-1-1	0-0-0	1-0-1	0-0-0	DNP	0-0-0	0-1-1	DNP	0-0-0	DNP
MICH	Jan 07	2-1 W	DNP	0-0-0	0-0-0	1-0-1	0-0-0	DNP	0-0-0	0-0-0	DNP	0-1-1	DNP
UW	Jan 19	4-2 W	DNP	0-0-0	0-0-0	0-0-0	0-0-0	DNP	1-0-1	0-1-1	DNP	0-1-1	DNP
vs UW	Jan 21	0-5 L	DNP	0-0-0	0-0-0	0-0-0	0-0-0	DNP	0-0-0	0-0-0	DNP	0-0-0	DNP
at MINN	Jan 26	0-1 L	DNP	0-0-0	0-0-0	0-0-0	0-0-0	DNP	0-0-0	0-0-0	DNP	0-0-0	DNP
at MINN	Jan 27	4-1 W	DNP	1-1-2	0-0-0	0-0-0	0-0-0	0-0-0	0-0-0	DNP	DNP	0-0-0	DNP
at PSU	Feb 02	5-3 W	DNP	0-0-0	0-1-1	0-1-1	0-0-0	DNP	1-0-1	0-1-1	DNP	0-0-0	DNP
at PSU	Feb 03	2-2 t	DNP	0-1-1	0-0-0	0-0-0	0-0-0	DNP	0-0-0	1-1-2	DNP	0-0-0	DNP
OSU	Feb 09	2-1 W	DNP	1-0-1	0-0-0	0-0-0	0-0-0	DNP	0-0-0	0-1-1	DNP	0-0-0	DNP
OSU	Feb 10	1-5 L	0-0-0	0-0-0	0-0-0	0-0-0	0-0-0	DNP	0-0-0	0-0-0	DNP	0-0-0	DNP
at MICH	Feb 18	0-1 L	DNP	0-0-0	0-0-0	0-0-0	0-0-0	0-0-0	0-0-0	0-0-0	DNP	0-0-0	DNP
MICH	Feb 16	2-4 L	DNP	0-1-1	0-0-0	0-1-1	0-0-0	0-0-0	0-0-0	0-0-0	DNP	0-0-0	DNP
MSU	Feb 23	6-3 W	DNP	0-0-0	0-0-0	0-0-0	0-0-0	DNP	0-0-0	0-1-1	DNP	0-0-0	DNP
MSU	Feb 24	3-4 L	DNP	0-1-1	1-0-1	0-0-0	DNP	DNP	0-0-0	0-0-0	DNP	1-0-1	DNP
PSU	Mar 10	3-2 W	DNP	1-0-1	0-0-0	0-1-1	0-0-0	DNP	0-0-0	0-1-1	DNP	0-0-0	DNP
OSU	Mar 17	3-2 W	DNP	0-0-0	0-1-1	1-0-1	0-0-0	DNP	0-0-0	0-1-1	DNP	0-0-0	DNP
vs MTU	Mar 23	4-3 W	DNP	2-0-2	0-0-0	0-0-0	0-0-0	0-0-0	0-0-0	0-0-0	DNP	0-1-1	DNP
vs PC	Mar 24	2-1 W	DNP	0-1-1	0-0-0	0-0-0	0-0-0	0-0-0	0-0-0	0-1-1	DNP	0-0-0	DNP
vs MICH	Apr. 5	4-3 W	DNP	0-2-2	0-0-0	0-0-0	0-0-0	DNP	0-0-0	1-0-1	DNP	0-0-0	DNP

Opponent	Date	Score	15 OGLEVIE,AN	17 CRAWFORD,	18 EVANS,JAKE	19 O'LEARY,MIK	20 WADE,JUSTI	21 WEGWERTH,	22 PEEKE,ANDR	23 NOVAK,LUKE	24 RIPLEY,LUKE	25 MALMQUIST,	26 MORRISON,C
UAH	Oct 06	5-3 W	0-2-2	DNP	2-1-3	0-0-0	DNP	0-0-0	0-0-0	DNP	0-0-0	DNP	0-1-1
UAH	Oct 07	4-0 W	2-0-2	DNP	0-2-2	0-0-0	0-0-0	0-1-1	0-0-0	DNP	DNP	DNP	0-0-0
DEN	Oct 13	2-2 t	1-0-1	DNP	1-0-1	0-0-0	0-1-1	0-0-0	0-0-0	DNP	DNP	DNP	0-1-1
DEN	Oct 14	2-4 L	0-1-1	DNP	0-2-2	0-0-0	0-0-0	0-0-0	0-0-0	DNP	DNP	DNP	1-0-1
SHU	Oct 19	4-6 L	1-0-1	DNP	0-0-0	0-1-1	0-1-1	1-0-1	0-1-1	DNP	DNP	DNP	0-1-1
SHU	Oct 20	3-1 W	0-0-0	DNP	0-0-0	0-0-0	0-0-0	2-0-2	0-2-2	0-0-0	0-0-0	DNP	0-0-0
OMAHA	Oct 26	4-6 L	DNP	DNP	0-4-4	0-0-0	0-0-0	DNP	1-0-1	0-1-1	DNP	0-0-0	0-0-0
OMAHA	Oct 27	5-4 W	DNP	DNP	0-3-3	0-0-0	0-0-0	DNP	0-0-0	0-0-0	DNP	0-0-0	1-0-1
at OSU	Nov 03	4-1 W	DNP	0-0-0	0-0-0	0-0-0	0-0-0	DNP	0-1-1	DNP	DNP	1-0-1	1-0-1
at OSU	Nov 04	3-2 W	DNP	0-0-0	1-2-3	0-0-0	0-0-0	DNP	0-2-2	DNP	DNP	1-1-2	0-0-0
PSU	Nov 10	5-3 W	1-1-2	DNP	0-1-1	0-1-1	0-0-0	0-0-0	0-0-0	DNP	DNP	0-0-0	0-0-0
PSU	Nov 11	1-0 W	0-0-0	0-0-0	0-0-0	0-1-1	DNP	DNP	0-0-0	DNP	DNP	0-0-0	0-0-0
at RPI	Nov 17	4-1 W	0-2-2	DNP	1-1-2	0-0-0	DNP	0-0-0	0-0-0	DNP	DNP	0-0-0	0-0-0
at RPI	Nov 18	1-0 W	0-0-0	0-0-0	0-1-1	0-0-0	0-0-0	DNP	0-1-1	0-0-0	DNP	0-0-0	1-0-1
MINN	Nov 24	1-0 W	1-0-1	0-0-0	0-0-0	0-0-0	0-0-0	DNP	0-0-0	DNP	DNP	0-0-0	0-0-0
MINN	Nov 25	5-2 W	0-0-0	0-0-0	1-2-3	1-0-1	0-0-0	DNP	0-0-0	DNP	DNP	0-0-0	0-3-3
at MSU	Dec 01	3-1 W	0-0-0	DNP	1-1-2	0-0-0	0-1-1	0-0-0	0-0-0	DNP	DNP	0-0-0	0-0-0
at MSU	Dec 02	2-0 W	1-0-1	DNP	0-1-1	0-0-0	0-0-0	0-0-0	0-0-0	DNP	DNP	0-1-1	0-0-0
at UW	Dec 08	3-2 W	0-1-1	DNP	0-0-0	0-1-1	0-0-0	0-1-1	0-0-0	DNP	DNP	2-0-2	0-0-0
at UW	Dec 09	6-2 W	0-2-2	DNP	0-0-0	1-0-1	0-0-0	0-0-0	0-0-0	DNP	DNP	0-1-1	0-2-2
at MICH	Jan 05	2-1 W	1-0-1	0-0-0	0-0-0	0-0-0	0-0-0	0-0-0	DNP	DNP	DNP	0-1-1	0-1-1
MICH	Jan 07	2-1 W	1-0-1	DNP	0-0-0	0-0-0	0-0-0	0-0-0	0-0-0	DNP	DNP	0-1-1	0-1-1
UW	Jan 19	4-2 W	1-1-2	DNP	1-0-1	0-0-0	0-0-0	0-0-0	1-1-2	DNP	DNP	0-1-1	0-1-1
vs UW	Jan 21	0-5 L	0-0-0	0-0-0	0-0-0	0-0-0	DNP	0-0-0	0-0-0	DNP	DNP	0-0-0	0-0-0
at MINN	Jan 26	0-1 L	0-0-0	DNP	0-0-0	0-0-0	0-0-0	0-0-0	0-0-0	DNP	DNP	0-0-0	0-0-0
at MINN	Jan 27	4-1 W	0-3-3	DNP	1-1-2	0-0-0	0-0-0	0-0-0	0-0-0	DNP	DNP	2-0-2	0-0-0
at PSU	Feb 02	5-3 W	1-0-1	DNP	0-0-0	0-1-1	0-0-0	0-2-2	1-0-1	DNP	DNP	0-1-1	0-0-0
at PSU	Feb 03	2-2 t	0-2-2	DNP	0-0-0	0-0-0	0-0-0	0-0-0	0-0-0	DNP	DNP	1-0-1	0-0-0
OSU	Feb 09	2-1 W	1-0-1	DNP	0-1-1	0-0-0	0-0-0	0-0-0	0-0-0	DNP	DNP	0-1-1	0-1-1
OSU	Feb 10	1-5 L	0-1-1	DNP	0-0-0	0-0-0	0-0-0	0-0-0	0-0-0	DNP	DNP	0-0-0	1-0-1
at MICH	Feb 18	0-1 L	0-0-0	DNP	0-0-0	DNP	0-0-0	0-0-0	0-0-0	DNP	DNP	0-0-0	0-0-0
MICH	Feb 16	2-4 L	0-1-1	DNP	0-1-1	DNP	0-0-0	1-0-1	0-0-0	DNP	DNP	0-0-0	0-0-0
MSU	Feb 23	6-3 W	0-2-2	DNP	1-1-2	1-0-1	0-0-0	1-0-1	1-0-1	DNP	DNP	0-0-0	2-0-2
MSU	Feb 24	3-4 L	0-0-0	DNP	1-2-3	0-0-0	0-0-0	0-0-0	0-0-0	DNP	0-0-0	0-0-0	0-1-1
PSU	Mar 10	3-2 W	0-1-1	DNP	0-0-0	0-0-0	0-0-0	0-1-1	1-0-1	DNP	DNP	0-2-2	0-0-0
OSU	Mar 17	3-2 W	0-0-0	DNP	0-2-2	0-0-0	0-0-0	0-0-0	0-1-1	DNP	DNP	0-0-0	1-0-1
vs MTU	Mar 23	4-3 W	0-2-2	DNP	0-1-1	0-1-1	0-0-0	1-0-1	0-0-0	DNP	DNP	1-0-1	0-0-0
vs PC	Mar 24	2-1 W	1-1-2	DNP	0-1-1	0-0-0	0-0-0	0-0-0	0-0-0	DNP	DNP	1-0-1	0-0-0
vs MICH	Apr. 5	4-3 W	1-1-2	DNP	2-1-3	0-0-0	0-0-0	0-0-0	0-0-0	DNP	DNP	0-1-1	0-1-1

2017-18 G-A-P GAME-BY-GAME

Opponent	Date	Score	27		28		29		32	
			NARDELLA,B	JENKINS,JAC	BRAUER,BO	MORRIS,CAL				
UAH	Oct 06	5-3 W	1-0-1	0-0-0	DNP	0-0-0				
UAH	Oct 07	4-0 W	0-1-1	0-0-0	0-1-1	DNP				
DEN	Oct 13	2-2 t	0-1-1	0-0-0	0-0-0	DNP				
DEN	Oct 14	2-4 L	0-1-1	0-0-0	0-0-0	0-0-0				
SHU	Oct 19	4-6 L	0-2-2	0-1-1	DNP	DNP				
SHU	Oct 20	3-1 W	0-0-0	0-1-1	0-1-1	0-0-0				
OMAHA	Oct 26	4-6 L	1-1-2	0-0-0	0-0-0	0-0-0				
OMAHA	Oct 27	5-4 W	0-2-2	1-0-1	DNP	0-0-0				
at OSU	Nov 03	4-1 W	0-0-0	0-1-1	0-0-0	0-0-0				
at OSU	Nov 04	3-2 W	0-0-0	0-0-0	0-0-0	0-0-0				
PSU	Nov 10	5-3 W	1-1-2	1-0-1	1-0-1	0-0-0				
PSU	Nov 11	1-0 W	0-0-0	0-0-0	1-0-1	0-0-0				
at RPI	Nov 17	4-1 W	1-0-1	0-0-0	0-0-0	0-1-1				
at RPI	Nov 18	1-0 W	0-0-0	0-0-0	0-0-0	0-0-0				
MINN	Nov 24	1-0 W	0-1-1	0-0-0	0-0-0	0-0-0				
MINN	Nov 25	5-2 W	0-0-0	0-1-1	0-1-1	0-0-0				
at MSU	Dec 01	3-1 W	0-0-0	0-0-0	0-0-0	0-0-0				
at MSU	Dec 02	2-0 W	0-0-0	0-0-0	0-0-0	0-0-0				
at UW	Dec 08	3-2 W	0-0-0	0-0-0	0-0-0	0-0-0				
at UW	Dec 09	6-2 W	0-0-0	0-1-1	0-0-0	0-0-0				
at MICH	Jan 05	2-1 W	0-0-0	0-0-0	0-0-0	0-0-0				
MICH	Jan 07	2-1 W	0-1-1	0-0-0	0-0-0	0-0-0				
UW	Jan 19	4-2 W	0-0-0	0-0-0	0-0-0	0-0-0				
vs UW	Jan 21	0-5 L	0-0-0	0-0-0	0-0-0	0-0-0				
at MINN	Jan 26	0-1 L	0-0-0	0-0-0	0-0-0	0-0-0				
at MINN	Jan 27	4-1 W	0-1-1	0-0-0	0-0-0	0-0-0				
at PSU	Feb 02	5-3 W	0-2-2	0-1-1	2-0-2	0-0-0				
at PSU	Feb 03	2-2 t	0-0-0	0-0-0	0-0-0	0-0-0				
OSU	Feb 09	2-1 W	0-0-0	0-0-0	0-0-0	0-0-0				
OSU	Feb 10	1-5 L	0-1-1	0-0-0	0-0-0	0-0-0				
at MICH	Feb 18	0-1 L	0-0-0	0-0-0	0-0-0	0-0-0				
MICH	Feb 16	2-4 L	1-0-1	0-0-0	0-0-0	0-0-0				
MSU	Feb 23	6-3 W	0-2-2	0-1-1	0-0-0	0-0-0				
MSU	Feb 24	3-4 L	0-0-0	0-1-1	0-0-0	0-0-0				
PSU	Mar 10	3-2 W	0-0-0	1-0-1	0-0-0	0-0-0				
OSU	Mar 17	3-2 W	0-1-1	0-0-0	1-0-1	0-0-0				
vs MTU	Mar 23	4-3 W	0-1-1	0-1-1	DNP	0-0-0				
vs PC	Mar 24	2-1 W	0-0-0	0-0-0	DNP	0-0-0				
vs MICH	Apr. 5	4-3 W	0-0-0	0-1-1	0-0-0	0-0-0				

1	DYLAN ST. CYR	FR.	GOALTENDER
----------	----------------------	------------	-------------------



Northville, Michigan
USNTDP (USHL)

Career Highs

Saves: 46 (vs. Denver 10/13/17)
Goals Against: 5 (2x - vs. Omaha 10/26/17)
Shutouts: 1 (vs. Alabama Huntsville 10/7/17)
Points: N/A

his first career start since Mike Johnson blanked Providence 2-0 on Oct. 16, 2009 at the Joyce Center (29 saves).

- Started game one of the Denver series and made 46 saves as the Irish skated to a 2-2 overtime tie with the No. 1 ranked Pioneers.

As a Freshman

- Made his Irish debut against Alabama Huntsville (Oct. 7) and posted a shutout in his first career start (34 saves).
- St. Cyr became the first Irish goaltender to record a shutout in


ST. CYR'S GAME-BY-GAME (2017-18)

Date	Opponent	Score	Minutes	GA	GAAvg	Saves	Save%	W	L	T	PP	SH	EN	PN	SO
Oct 07, 2017	ALABAMA HUNTSVILLE	4-0	60:00	0	0.00	34	1.000	1	0	0	0	0	0	0	0
Oct 13, 2017	DENVER	2-2	65:00	2	0.96	46	.976	1	0	1	1	0	0	0	0
Oct 19, 2017	SACRED HEART	4-6	58:46	5	2.29	22	.936	1	1	1	0	0	0	0	0
Oct 26, 2017	OMAHA	4-6	39:59	5	3.22	25	.914	1	2	1	0	0	0	0	0
Feb 10, 2018	OHIO STATE	1-5	11:26	0	3.06	6	.917	1	2	1	0	0	0	0	0
Totals			235:11	12	3.06	133	.917	1	2	1	1	0	0	0	0

ST. CYR'S CAREER STATS

Goalie	GP-GS	Minutes	GA	GAAvg	Saves	Save%	W	L	T	Sho	PPG	SHG
2017-18	5-4	235:11	12	3.06	133	.917	1	2	1	1.0	1	0
TOTAL	5-4	235:11	12	3.06	133	.917	1	2	1	1.0	1	0

2	TONY BRETZMAN	SR.	DEFENSEMAN
----------	----------------------	------------	-------------------



Mendota Heights, Minnesota
Langley Rivermen (BCHL)

Career Highs


Goals: 1 (2x - vs. UConn 11/1/15)
Assists: 1 (2x - at UMass 12/3/16)
Points: 1 (4x - at UMass 12/3/16)
Multi-Point Games: N/A
Point Streak: N/A
Most Recent Goal: 11/1/15 (W, 8-2 at UConn)

As a Senior

BRETZMAN'S CAREER STATS

Season	GP	G	A	Points	Shots	Shot%	Pen-Min	+/-	PPG	SHG	GWG	Blk
2014-15	17	1	1	2	8	.125	3-6	-2	0	0	1	15
2015-16	8	1	0	1	5	.200	2-4	+2	0	0	0	13
2016-17	15	0	1	1	7	.000	1-2	-1	0	0	0	10
TOTAL	40	2	2	4	-	-	6-12	-1	0	0	1	38

3	JORDAN GROSS	SR.	DEFENSEMAN
---	--------------	-----	------------



Maple Grove, Minnesota
Green Bay Gamblers (USHL)

Career Highs

Goals: 2 (3x - vs. Michigan Tech 3/23/17)
Assists: 3 (2x - vs. Alabama Huntsville 10/6/17)
Points: 3 (3x - vs. Alabama Huntsville 10/6/17)
Multi-Point Games: 26
Point Streak: 9 games (Dec. 5, 2014 - Jan. 23, 2015; 3-8-11)
Most Recent Goal: 3/23/18 (2 G - W, 4-3 vs. Michigan Tech 3/23/18)

As a Senior

- Serving as an alternate captain for the first time in his Irish career.
- Opened the season with a three-assist game against Alabama Huntsville (Oct. 6) and followed by scoring a goal in the 4-0 win over the Chargers on Oct. 7 for a four-point weekend.
- Was named the Big Ten's Third Star of the Week (Oct. 10).
- Scored a game-tying, third period goal against No. 1 Denver in Notre Dame's 4-2 defeat (Oct. 14).
- That goal against the Pioneers was a power-play tally that was blasted through the back of the net and later called a goal after video review.
- Had a goal and two assists in Notre Dame's 5-4 win over

Omaha (Oct. 27), including his 100th career point on the assist and the game-winning goal.

- He became the 53rd player in program history to reach 100 career points.
- Had a pair of assists in Notre Dame's 3-1 win at Michigan State.
- Had a power-play goal and an assist to lead Notre Dame to a 4-1 win at Minnesota (Jan. 27).
- Notched the shootout winner in Notre Dame's 2-2 tie/shootout win at Penn State (Feb. 3) in his first career shootout.
- Scored the game-winning goal against Ohio State in what proved to be the Big Ten Regular Season Championship clinching win, 2-1 (Feb. 9).
- Scored a goal in B1G semifinal win over Penn State (March 10), earning all-tournament team accolades
- Scored twice, including the OT game-winning goal, in NCAA first round win over Michigan Tech (March 23)
- Assisted on Andrew Oglevie's game-tying goal in the regional final victory over Providence (March 24)
- Named East Regional Most Outstanding Player
- Assisted on Andrew Oglevie PP goal, first in Notre Dame's comeback from two goals down in the second, in national semifinal (April 5) win over Michigan

GROSS' CAREER STATS

Season	GP	G	A	Points	Shots	Shot%	Pen-Min	+/-	PPG	SHG	GWG	Blk
2014-15	42	7	21	28	92	.076	7-14	+8	1	0	1	41
2015-16	37	9	22	31	113	.080	11-30	+15	2	0	1	40
2016-17	40	10	22	32	160	.062	6-12	+10	5	0	3	66
2017-18	39	10	20	30	142	.070	12-24	+13	4	1	3	47
TOTAL	158	36	85	121	507	.071	36-80	+46	12	1	8	194

4	DENNIS GILBERT	JR.	DEFENSEMAN
---	----------------	-----	------------



Buffalo, New York
Chicago Steel (USHL)

Career Highs

Goals: 2 (at Wisconsin 12/9/17)
Assists: 2 (8x - vs. Providence 2/18/17)
Points: 2 (10x - at Wisconsin 12/9/17)
Multi-Point Games: 10
Point Streak: 5 games (Feb. 4 - Feb. 18, 2017; 0-9-9)
Most Recent Goal: 2/24/18 (L, 4-3 vs. Michigan State -- SHG))

As a Junior

- Notched a goal in Notre Dame's 5-3 season-opening win over Alabama Huntsville to tie the game at 3-3 (Oct. 6).

- That goal against the Chargers was his first since he netted the game winner in Notre Dame's 4-3 comeback win at Boston College during his freshman season (Dec. 10, 2015).
- Missed game two of the Sacred Heart series with an injury.
- Posted his first career two-goal game in Notre Dame's 6-2 win at 12th-ranked Wisconsin (Dec. 9), including his first career shorthanded tally.
- Scored his second shorthanded goal of the season in Notre Dame's 4-3 loss to Michigan State (Feb. 24).
- Assisted on Cam Morrison's game-winning goal in the B1G championship game (March 17)

GILBERT'S CAREER STATS

Season	GP	G	A	Points	Shots	Shot%	Pen-Min	+/-	PPG	SHG	GWG	Blk
2015-16	37	2	8	10	54	.037	17-34	+5	1	0	1	70
2016-17	40	0	22	22	50	.000	11-22	+27	0	0	0	78
2017-18	38	4	6	10	49	.082	8-16	+3	0	2	0	86
TOTAL	115	6	36	42	153	.039	36-72	+35	1	2	1	234

5	MATT HELLICKSON	FR.	DEFENSEMAN
----------	------------------------	------------	-------------------



Rogers, Minnesota
Sioix City Muskateers (USHL)

Career Highs

Goals: 1 (2x - vs. Michigan 1/7/18)
Assists: 1 (8x - vs. Michigan 2/16/18)
Points: 1 (10x - vs. Michigan 2/16/18)
Multi-Point Games: N/A
Point Streak: 2 games (Jan. 5 - 7, 2018; 2-0-2)
Most Recent Goal: 3/17/18 (W, 3-2/ot vs. Ohio State)

As a Freshman

- Notched an assist in his first career game, a 5-3 win over Alabama Huntsville (Oct. 6).
- Added an assist in 4-0 game two win over Chargers (Oct. 7).
- Had the primary assist on Dawson Cook's third-period, game-winning goal in Notre Dame's 5-3 victory against Penn State (Nov. 10).
- Scored his first career goal with a power-play tally in Notre Dame's 2-1 win at Michigan (Jan. 5).
- Netted what proved to be the game-winning power-play goal against Michigan in the 2-1 Irish win at home to complete the weekend sweep (Jan. 7).
- It marked his first career game winner.
- Recorded points in both B1G playoff games, an assist against Penn State (March 10) and a goal versus Ohio State (March 18)

HELLICKSON'S CAREER STATS

Season	GP	G	A	Points	Shots	Shot%	Pen-Min	+/-	PPG	SHG	GWG	Blk
2017-18	39	3	9	12	46	.065	6-12	+4	3	0	1	28
TOTAL	39	3	9	12	46	.065	6-12	+4	3	0	1	28

6	TORY DELLO	SO.	DEFENSEMAN
----------	-------------------	------------	-------------------



Crystal Lake, Illinois
Tri-City Storm (USHL)

Career Highs

Goals: 1 (2x - vs. Minnesota 11/25/17)
Assists: 2 (vs. Holy Cross 11/25/16)
Points: 2 (vs. Holy Cross 11/25/16)
Multi-Point Games: 1
Point Streak: 3 games (Feb. 17-24, 2017; 0-3-3)
Most Recent Goal: 11/25/17 (W, 5-2 vs. Minnesota)

As a Sophomore

- Notched his first point of the season with an assist in Notre Dame's 5-3 victory against Penn State (Nov. 10).
- Scored Notre Dame's second goal in an eventual 5-2 win over sixth-ranked Minnesota (Nov. 25).

DELLO'S CAREER STATS

Season	GP	G	A	Points	Shots	Shot%	Pen-Min	+/-	PPG	SHG	GWG	Blk
2016-17	39	1	11	12	80	.013	23-65	+5	0	0	0	60
2017-18	37	1	1	2	28	.036	9-18	+4	0	0	0	50
TOTAL	76	2	12	14	108	.019	32-83	+9	0	0	0	110

8	MATT STEEVES	FR.	FORWARD
----------	---------------------	------------	----------------



Bedford, New Hampshire
Muskegon Lumberjacks (USHL)

Career Highs

Goals: 1 (vs. Alabama Huntsville 10/7/17)
Assists: N/A
Points: 1 (vs. Alabama Huntsville 10/7/17)
Multi-Point Games: N/A
Point Streak: N/A
Most Recent Goal: 10/7/17 (W, 4-0 vs. Alabama Huntsville)

As a Freshman

- Notched a goal in Notre Dame's 4-0 win over Alabama Huntsville, which was his first career game (Oct. 7).
- That goal came on Steeves' first shot on goal in an Irish uniform.

STEEVES' CAREER STATS

Season	GP	G	A	Points	Shots	Shot%	Pen-Min	+/-	PPG	SHG	GWG	Blk
2017-18	13	1	0	1	14	.071	5-10	-2	0	0	0	3
TOTAL	13	1	0	1	14	.071	5-10	-2	0	0	0	3

9	DAWSON COOK	SR	FORWARD
----------	--------------------	-----------	----------------



Cadillac, Michigan
Green Bay Gamblers (USHL)

Career Highs

Goals: 1 (11x - at Penn State 2/2/18)
Assists: 1 (9x - vs. Penn State 11/10/17)
Points: 2 (vs. Penn State 11/10/17)
Multi-Point Games: 1
Point Streak: 2 games (Nov. 28 - Dec. 4, 2015)
Most Recent Goal: 2/2/18 (W, 5-3 at Penn State)

As a Senior

- Missed the Denver series with an upper body injury.
- Scored his first goal of the season in the game one loss to Sacred Heart (Oct. 19).

- Scored what proved to be the game winner against Sacred Heart (Oct. 20) for his second career game winner.
- Had the game-winning goal and added an assist for his first career multi-point game in Notre Dame's 5-3 win over Penn State (Nov. 10).
- Scored the third period, game-tying goal in Notre Dame's 3-2 comeback win at 12th-ranked Wisconsin (Dec. 8).
- Added the empty net goal to seal Notre Dame's 4-2 win over Wisconsin (Jan. 19).
- Sealed Notre Dame's 5-3 win at Penn State by scoring the fifth Irish goal midway through the third period (Feb. 2).

COOK'S CAREER STATS

Season	GP	G	A	Points	Shots	Shot%	Pen-Min	+/-	PPG	SHG	GWG	Blk
2014-15	35	1	1	2	11	.091	4-8	-6	0	0	0	9
2015-16	32	3	1	4	16	.188	2-4	-2	0	0	1	7
2016-17	39	1	5	6	39	.026	4-8	0	0	0	0	16
2017-18	37	6	2	8	29	.207	8-16	+2	0	0	2	11
TOTAL	143	11	9	20	95	.116	18-36	-6	0	0	3	43

11	CAL BURKE	SO	FORWARD
----	-----------	----	---------



Boxborough, Massachusetts
Cedar Rapids RoughRiders (USHL)

Career Highs

Goals: 3 (at Wisconsin 12/9/17)
Assists: 2 (2x - vs. Omaha 10/27/17)
Points: 3 (at Wisconsin 12/9/17)
Multi-Point Games: 6
Point Streak: 5 games (Feb. 3 - Feb. 17, 2017)
Most Recent Goal: 4/5/18 (W, 4-3 vs. Michigan | Frozen Four)

As a Sophomore

- Scored his first goal of the season to put the Irish up 1-0 just 62 seconds into the game one loss to Sacred Heart (Oct. 19).
- Scored his second goal of the season against Omaha on Notre Dame's 6-4 loss (Oct. 26).
- Had a pair of assists in Notre Dame's 5-4 win over Omaha (Oct. 27).
- Scored the first goal in Notre Dame's wins at #16 Ohio State (Nov. 3 & 4).
- Notched the game winner in Notre Dame's 4-1 win at RPI (Nov. 17).
- Scored a pair of goals to lead Notre Dame to a 5-2 win over sixth-ranked Minnesota (Nov. 25), marking his first career

- two-goal game.
- Scored the game-winning goal in Notre Dame's 3-1 win at Michigan State (Dec. 1).
- Posted his first career hat trick and led the Irish to a 6-2 win at 12th-ranked Wisconsin (Dec. 9) as Notre Dame closed out the first semester on a 13-game winning streak.
- It marked the first Notre Dame hat trick since Steven Fogarty found the back of the net three times against Penn State on Oct. 16, 2015.
- Named the Big Ten's Third Star of the Week following that series at Wisconsin (Dec. 12).
- Missed game two at Minnesota (Jan. 27) with a lower body injury.
- Had a goal and an assist in Notre Dame's 2-2 tie (shootout win) at Penn State (Feb. 3).
- Recorded one assist in each of the B1G playoff games against Penn State (March 10) and Ohio State (March 17).
- Had the primary assist on Dylan Malmquist's game-winning goal in the East Regional Final against Providence (March 24)
- Scored to give Irish lead early in third period of national semifinal against Michigan (April 5)

BURKE'S CAREER STATS

Season	GP	G	A	Points	Shots	Shot%	Pen-Min	+/-	PPG	SHG	GWG	Blk
2016-17	35	3	8	11	69	.043	4-8	+3	0	0	1	10
2017-18	37	14	12	26	98	.143	3-17	+4	1	0	3	13
TOTAL	72	17	20	37	167	.102	7-25	+7	1	0	4	23

12	FELIX HOLMBERG	SO	FORWARD
----	----------------	----	---------



Stockholm, Sweden
AIK J20 (SuperElit)

Career Highs

Goals: 1 (at Boston College 1/28/17)
Assists: N/A
Points: 1 (at Boston College 1/28/17)
Multi-Point Games: N/A
Point Streak: N/A
Most Recent Goal: 1/28/17 (L, 6-4 at Boston College)

As a Sophomore

HOLMBERG'S CAREER STATS

Season	GP	G	A	Points	Shots	Shot%	Pen-Min	+/-	PPG	SHG	GWG	Blk
2016-17	18	1	0	1	8	.125	1-2	-1	0	0	0	4
2017-18	4	0	0	0	2	.000	0-0	-2	0	0	0	1
TOTAL	22	1	0	1	10	.100	1-2	-3	0	0	0	5

13	COLIN THEISEN	FR.	FORWARD
-----------	----------------------	------------	----------------



Monroe, Michigan
Dubuque Fighting Saints (USHL)

Career Highs

Goals: 2 (vs. Omaha 10/27/17)
Assists: 2 (at Wisconsin 12/8/17)
Points: 2 (3x - at Wisconsin 12/8/17)
Multi-Point Games: 3
Point Streak: 5 games (Oct. 19- Nov. 3, 2017; 3-4-7)
Most Recent Goal: 2/24/18 (L, 4-3 vs. Michigan State)

As a Freshman

- Scored a goal in his first career game, Notre Dame's 5-3 season-opening win over Alabama Huntsville (Oct. 6).
- Notched his first career assist in Notre Dame's game two, 4-0

win over the Chargers (Oct. 7).

- Had a pair of goals, including his first career power-play goal, in Notre Dame's 5-4 win over Omaha (Oct. 27).
- Had a goal and an assist in Notre Dame's 4-1 win at #16 Ohio State (Nov. 3).
- Had a pair of assists in Notre Dame's 3-2 comeback win at 12th-ranked Wisconsin (Dec. 8), marking his first career two-assist game.
- Assisted on Joe Wegwerth's goal in 4-3 victory over Michigan Tech in NCAA Regional Semifinal

THEISEN'S CAREER STATS

Season	GP	G	A	Points	Shots	Shot%	Pen-Min	+/-	PPG	SHG	GWG	Blk
2017-18	39	6	13	19	81	.074	10-20	+5	1	0	0	16
TOTAL	39	6	13	19	81	.074	10-20	+5	1	0	0	16

14	MAX EISENMENGER	FR.	FORWARD
-----------	------------------------	------------	----------------



Münster, Germany
Djurgårdens IF J20 (SuperElit)

Career Highs

Goals: N/A
Assists: 1 (vs. Alabama Huntsville 10/6/17)
Points: 1 (vs. Alabama Huntsville 10/6/17)
Multi-Point Games: N/A
Point Streak: N/A
Most Recent Goal: N/A

As a Freshman

- Notched an assist in his first career game as Notre Dame beat Alabama Huntsville 5-3 (Oct. 6).

EISENMENGER'S CAREER STATS

Season	GP	G	A	Points	Shots	Shot%	Pen-Min	+/-	PPG	SHG	GWG	Blk
2017-18	5	0	1	1	2	.000	1-2	0	0	0	0	-
TOTAL	5	0	1	1	2	.000	1-2	0	0	0	0	-

15	ANDREW OGLEVIE	JR	FORWARD
----	----------------	----	---------



Fullerton, California
Cedar Rapids RoughRiders (USHL)

Career Highs

Goals: 2 (2x - at Boston College 1/28/17)
Assists: 3 (2x - at Minnesota 1/27/18)
Points: 3 (5x - at Minnesota 1/27/18)
Multi-Point Games: 21
Point Streak: 11 games (Jan. 7 - Feb. 17, 2017; 9-5-14)
Most Recent Goal: 4/5/18 (W, 4-3 vs. Michigan | Frozen Four)

As a Junior

- Serving as an alternate captain for the first time in his Irish career.
- Had a pair of assists in Notre Dame's season-opening 5-3 win over Alabama Huntsville (Oct. 6).
- Scored a pair of goals, each with less than one second remaining on the clock (to end the first and second periods) in Notre Dame's 4-0 win over Alabama Huntsville (Oct. 7).
- Scored the third period, game-tying goal against Denver in Notre Dame's 2-2 tie with the No.1 ranked Pioneers.
- Scored a power-play goal against Sacred Heart (Oct. 19).
- Missed the Omaha and Ohio State series with an upper body injury.
- Returned against Penn State and notched a goal and an assist in Notre Dame's 5-3 win (Nov. 11).
- Had a pair of assists in Notre Dame's 4-1 win at RPI (Nov. 17).
- Notched the game-winning, power-play goal in Notre Dame's 1-0 victory over Minnesota (Nov. 24).
- Scored the game-winning goal in Notre Dame's 2-0 win at Michigan State (Dec. 2).
- Had a pair of assists in Notre Dame's 6-2 win at Wisconsin (Dec. 9).
- Scored what proved to be the game-winning, power-play goal at Michigan in Notre Dame's 2-1 win (Jan. 5).
- Opened the scoring in Notre Dame's 2-1 win versus Michigan to help the Irish complete the weekend sweep (Jan. 7).
- Had a goal and an assist to lead the Irish to a 4-2 win over Wisconsin (Jan. 19).
- Tied his career high with three assists in Notre Dame's 4-1 win at Minnesota (Jan. 27).
- Assisted on both Notre Dame goals in the 2-2 tie (shootout win) at Penn State (Feb. 3).
- Notched a pair of assists in Notre Dame's 6-3 win over Michigan State (Feb. 23), which was his 100th career game.
- Assisted on two goals in 4-3 NCAA tournament win over Michigan Tech (March 23)
- Recorded an assist on Dylan Malmquist's game-winning goal in the East Regional Final against Providence (March 24)
- Had a goal and an assist in national semifinal victory over Michigan (April 5)

OGLEVIE'S CAREER STATS

Season	GP	G	A	Points	Shots	Shot%	Pen-Min	+/-	PPG	SHG	GWG	Blk
2015-16	31	5	4	9	59	.085	4-8	+9	0	0	2	6
2016-17	40	21	20	41	127	.165	5-10	+18	5	1	3	8
2017-18	35	14	24	38	120	.117	9-18	+7	8	0	4	9
TOTAL	106	40	48	88	306	.131	18-36	+34	13	1	9	23

17	PIERCE CRAWFORD	FR	FORWARD
----	-----------------	----	---------



Park Ridge, Illinois
Youngstown Phantoms (USHL)

Career Highs

Goals: N/A
Assists: N/A
Points: N/A
Multi-Point Games: N/A
Point Streak: N/A

As a Freshman

- Injured in the exhibition game against the USNTDP (Oct. 1) and missed the first four series of the season (upper body).
- Made his Notre Dame debut in the 4-1 win at #16 Ohio State (Nov. 3).

CRAWFORD'S CAREER STATS

Season	GP	G	A	Points	Shots	Shot%	Pen-Min	+/-	PPG	SHG	GWG	Blk
2017-18	8	0	0	0	2	.000	2-4	-1	0	0	0	3
TOTAL	8	0	0	0	2	.000	2-4	-1	0	0	0	3

18	JAKE EVANS	SR.	FORWARD
----	------------	-----	---------



Toronto, Ontario
St. Michael's Buzzers (OJHL)

Career Highs

Goals: 2 (5x - (last vs. Michigan 4/5/18 | Frozen Four))
Assists: 4 (vs. Omaha 10/26/17)
Points: 4 (vs. Omaha 10/26/17)
Multi-Point Games: 34
Point Streak: 7 games (Dec. 2, 2016 - Jan. 7, 2017; 4-4-8)
Most Recent Goal: 4/5/18 (2x; W, 4-3 vs. Michigan | Frozen Four)

As a Senior

- After serving as an alternate captain ad a junior, he is the team's lone captain as a senior.
- Evans is the 13th Canadian-born captain of the Irish and the first since two-year captain Steve Noble (1996-98).
- Had two goals, including the game winner and the empty net shorthanded tally, and an assist in Notre

- Dame's 5-3 win against Alabama Huntsville to open the season (Oct. 6).
- Added a pair of assists in Notre Dame's 4-0 win in game two against the Chargers (Oct. 7) for a five-point weekend.
- Was named the Big Ten Conference's Second Star (Oct. 10).
- Had a three-point weekend against No. 1 Denver with a goal and two assists (Oct. 13-14) to reach the 100-career points milestone.
- Evans became the 52nd player in program history to notch at least 100-career points.
- Posted a career-best four assists in Notre Dame's 6-4 loss to Omaha (Oct. 26), becoming the first Irish player with a four-assist game since Stephen Johns did so on Dec. 29, 2010, versus Canisius.
- Posted three assists in Notre Dame's game two win over Omaha (Oct. 27) for a seven point series (0-7-7) and was named the BIG's Third Star of the Week.
- Named a Senior Class Award candidate (Nov. 1).
- Scored the game-winning goal and added two assists for a three-point game in Notre Dame's 3-2 win at Ohio State (Nov. 4).
- Had a goal and an assist in Notre Dame's 4-1 win at RPI, including the game's first goal.
- Scored the game-winning goal and added two assists for a three-point night in Notre Dame's 5-2 win over sixth-ranked Minnesota (Nov. 25).
- Had a goal and an assist to lead Notre Dame to a 3-1 win at Michigan State (Dec. 1).
- Named to Team Canada's roster for the 2017 Spengler

- Cup in Davos, Switzerland (Dec. 26-31).
- Had a breakaway goal in Notre Dame's 4-2 victory versus Wisconsin (Jan. 19).
- Had the game-winning goal and added an assist in Notre Dame's 4-1 win at Minnesota (Jan. 27).
- Had the primary assist on Jordan Gross' game winner against Ohio State in which Notre Dame defeated the Buckeyes 2-1 to clinch the Big Ten Regular Season Championship (Feb. 9).
- Named a 2017-18 Senior Class Award Finalist (Feb. 16).
- Had a shorthanded goal and an assist in Notre Dame's 6-3 win over Michigan State (Feb. 23).
- Notched a goal and an assist in Notre Dame's 4-3 loss to Michigan State (Feb. 24) for a five point weekend.
- Named the Big Ten's Third Star of the Week following that series versus the Spartans (Feb. 26).
- Assisted on two of Notre Dame's three goals in the BIG title game against Ohio State (March 17), including Cam Morrison's overtime game-winner.
- Had primary assist on Jordan Gross' OT game-winning goal against Michigan Tech in NCAA regional semifinal (March 23)
- Assisted on Andrew Oglevie's game-tying goal in the NCAA East Regional Final against Providence (March 24)
- Scored twice and added an assist in national semifinal win over Michigan (April 5), including the game-winning goal with 5.2 seconds remaining in regulation.

EVANS' CAREER STATS

Season	GP	G	A	Points	Shots	Shot%	Pen-Min	+/-	PPG	SHG	GWG	Blk
2014-15	41	7	10	17	63	.111	11-22	+4	1	0	1	10
2015-16	37	8	25	33	55	.145	9-29	+15	4	0	1	26
2016-17	40	13	29	42	110	.118	18-47	+11	1	1	0	27
2017-18	39	13	32	45	110	.118	9-18	+10	3	2	5	25
TOTAL	157	41	96	137	338	.121	47-116	+40	9	3	7	88

19	MIKE O'LEARY	SO.	FORWARD
----	--------------	-----	---------



Halifax, Nova Scotia
Dubuque Fighting Saints (USHL)

Career Highs

Goals: 1 (4x - at Wisconsin 12/9/17)
Assists: 1 (7x - at Penn State 2/2/18)
Points: 1 (11x - at Penn State 2/2/18)
Multi-Point Games: N/A
Point Streak: 2 games (twice)
Most Recent Goal: 12/9/17 (W, 6-2 at Wisconsin)

As a Sophomore

- Notched his first point of the season with an assist against Sacred

- Heart (Oct. 19).
- Scored his first goal of the season in Notre Dame's 5-2 win over sixth-ranked Minnesota (Nov. 25), notching a backhanded tally for the fifth Irish goal of the night.
- Capped the scoring in Notre Dame's 6-2 win at Wisconsin (Dec. 9).
- Missed the second Michigan series (Feb. 16 & 18) with an illness.
- Returned to score the opening goal in Notre Dame's 6-3 win over Michigan State (Feb. 23).
- Assisted on Joe Wegwerth's goal in 4-3 NCAA regional semifinal win over Michigan Tech (March 23)

O'LEARY'S CAREER STATS

Season	GP	G	A	Points	Shots	Shot%	Pen-Min	+/-	PPG	SHG	GWG	Blk
2016-17	37	2	2	4	22	.091	16-40	+1	0	0	0	7
2017-18	37	3	6	9	39	.077	11-22	+4	0	0	0	18
TOTAL	74	5	8	13	61	.082	27-62	+5	0	0	0	25

20	JUSTIN WADE	SR.	DEFENSEMAN
-----------	--------------------	------------	-------------------



Aurora, Illinois
Cedar Rapids RoughRiders (USHL)

Career Highs

Goals: 1 (2x - vs. UMD 10/23/15)
Assists: 1 (15x - at Michigan State 12/1/17)
Points: 1 (17x - at Michigan State 12/1/17)
Multi-Point games: N/A
Point Streak: N/A
Most Recent Goal: 10/23/15 (T, 3-3 ot vs. Minnesota Duluth)

As a Senior

- Notched his first point of the season with an assist in the 2-2 overtime tie versus No. 1 Denver (Oct. 13).

WADE'S CAREER STATS												
Season	GP	G	A	Points	Shots	Shot%	Pen-Min	+/-	PPG	SHG	GWG	Blk
2014-15	41	1	6	7	21	.048	12-38	+7	0	0	0	49
2015-16	34	1	6	7	31	.032	11-22	+5	0	1	0	56
2017-18	35	0	3	3	28	.000	16-54	-4	0	0	0	44
TOTAL	110	2	15	17	80	.025	39-114	+8	0	1	0	149

21	JOE WEGWERTH	JR	FORWARD
-----------	---------------------	-----------	----------------



Brewster, New York
Cedar Rapids RoughRider (USHL)

Career Highs


Goals: 2 (2x - vs. Sacred Heart 10/20/17)
Assists: 2 (at Penn State 2/2/18)
Points: 2 (3x - at Penn State 2/2/18)
Multi-Point Games: 3
Point Streak: 2 games (2x - Oct. 19-20, 2017)
Most Recent Goal: 3/23/18 (W, 4-3/ot vs. Michigan Tech)

As a Junior


- Scored his first goal of the season on the power play against Sacred Heart (Oct. 19).

- Followed up with a two-goal effort in Notre Dame's 3-1 win over Sacred Heart (Oct. 20).
- Missed the Omaha and Ohio State series as well as games versus Penn State and RPI and the Minnesota series with a lower body injury.
- Posted a career-high two assists in Notre Dame's 5-3 comeback win at Penn State (Feb. 2).
- Scored a power-play goal in Notre Dame's 6-3 win over Michigan State (Feb. 23).
- Recorded an assist in B1G semifinal win over Penn State (March 10)
- Scored in NCAA tournament win over Michigan Tech (March 23)


WEGWERTH'S CAREER STATS												
Season	GP	G	A	Points	Shots	Shot%	Pen-Min	+/-	PPG	SHG	GWG	Blk
2015-16	30	1	3	4	29	.034	9-18	-4	0	0	0	4
2016-17	33	7	4	11	52	.135	7-14	+2	3	0	0	5
2017-18	31	6	5	11	52	.115	3-6	-1	3	0	0	14
TOTAL	94	14	12	26	133	.105	19-38	-3	6	0	0	23

22	ANDREW PEEKE	SO.	DEFENSEMAN
	Career Highs Goals: 1 (8x - vs. Michigan State 2/23/18) Assists: 2 (4x - at Ohio State 11/4/17) Points: 2 (6x - vs. at Ohio State 11/4/17) Multi-Point Games: 5 Point Streak: 3 games (Jan. 1 - Jan. 7, 2017) Most Recent Goal: 2/23/18 (W, 6-3 vs. Michigan State)	<ul style="list-style-type: none">• Had the primary assist on Cam Morrison's overtime game winner at RPI (Nov. 18).• Named to Team USA's roster for the 2017 IIHF World Junior Championship in Buffalo (Dec. 26 - Jan. 5) and helped Team USA win the bronze medal to become Notre Dame's sixth all-time medalist at the prestigious tournament.• Peeke, who was the 19th Notre Dame player to take part in the Junior World Championship, played in all seven games for team USA and finished with a goal and an assist.• Scored what proved to be the game winner, late in the first period, in Notre Dame's 4-2 win versus Wisconsin (Jan. 19).• Notched his first career power-play goal in Notre Dame's 5-3 win at Penn State (Feb. 2).• Notched a goal in Notre Dame's 6-3 win over Michigan State to push the Irish lead to 3-1.• Scored in B1G semifinal win over Penn State (March 10)• Recorded an assist in B1G championship win over Ohio State (March 17)	
	As a Sophomore <ul style="list-style-type: none">• Notched his first point of the season with an assist versus Sacred Heart (Oct. 19).• Had two assists in Notre Dame's 3-1 win over Sacred Heart (Oct. 20).• Scored his first goal of the season in Notre Dame's 6-4 loss to Omaha (Oct. 26).• Had two assists in Notre Dame's 3-2 win at #16 Ohio State (Nov. 4).		

PEEKE'S CAREER STATS												
Season	GP	G	A	Points	Shots	Shot%	Pen-Min	+/-	PPG	SHG	GWG	Blk
2016-17	40	4	10	14	56	.071	8-16	+9	0	0	1	95
2017-18	38	5	9	14	55	.091	11-22	+13	2	0	1	61
TOTAL	78	9	19	28	111	.081	19-38	+22	2	0	2	156

23	LUKE NOVAK	SO	FORWARD
	Career Highs Goals: N/A Assists: 1 (vs. Omaha 10/26/17) Points: 1 (vs. Omaha 10/26/17) Multi-Point Games: N/A Point Streak: N/A	As a Sophomore <ul style="list-style-type: none">Made his Notre Dame debut in the 3–1 win over Sacred Heart (Oct. 20).Notched his first career point with an assist in Notre Dame’s 6–4 loss versus Omaha (Oct. 26).	
	Waukesha, Wisconsin New Jersey Hitmen (USPHL)		

NOVAK'S CAREER STATS												
Season	GP	G	A	Points	Shots	Shot%	Pen-Min	+/-	PPG	SHG	GWG	Blk
2017-18	4	0	1	1	7	.000	1-2	0	0	0	0	2
TOTAL	4	0	1	1	-	-	1-2	0	0	0	0	2

24	LUKE RIPLEY	SR.	DEFENSEMAN
		<p>Career Highs Goals: 1 (3x - vs. Northeastern 3/12/16) Assists: 1 (12x - at Providence 2/19/16) Points: 1 (15x - vs. Northeastern 3/12/16) Multi-Point Games: N/A Point Streak: 3 games (Jan. 31 - Feb. 7, 2015; 0-3-3) Most Recent Goal: 3/12/16 (L, 6-4 vs. Northeastern)</p>	
<p>Kitimat, British Columbia Powell River Kings (BCHL)</p>		<p>As a Senior</p> <ul style="list-style-type: none"> Serving as an alternate captain for the second consecutive season. Skated in his third game of the season on Senior Night against Michigan State (Feb. 24). 	

RIPLEY'S CAREER STATS												
Season	GP	G	A	Points	Shots	Shot%	Pen-Min	+/-	PPG	SHG	GWG	Blk
2014-15	42	2	6	8	32	.062	15-30	+4	0	0	1	71
2015-16	37	1	6	7	40	.025	18-47	+12	0	0	0	56
2016-17	38	0	0	0	26	.000	20-40	-4	0	0	0	36
2017-18	3	0	0	0	1	.000	0-0	-1	0	0	0	-
TOTAL	120	3	12	15	99	.030	53-117	+11	0	0	1	163

25	DYLAN MALMQUIST	JR.	FORWARD
		<p>Career Highs Goals: 2 (6x - at Minnesota 1/27/18) Assists: 2 (4x - vs. Alaska 1/1/17) Points: 3 (3x - at Minnesota Duluth 10/15/16) Multi-Point Games: 11 Point Streak: 6 games (Dec. 2, 2017 - Jan. 19, 2018) Most Recent Goal: 3/24/18 (W, 2-1 vs. Providence)</p>	
<p>Edina, Minnesota Edina High School</p>		<p>As a Junior</p> <ul style="list-style-type: none"> Missed the first three series of the year with a lower body injury before returning for the Omaha series (Oct. 26-27). His first goal of the season was scored in the third period and what proved to be the game winner in Notre Dame's 4-1 win at #16 Ohio State (Nov. 3). Had a goal and an assist in Notre Dame's 3-2 win at Ohio State (Nov. 4). Had the primary assist on Andrew Oglevie's game-winning goal at Michigan State in Notre Dame's 2-0 win (Dec. 2). Had a pair of third period goals, including the game winner, in Notre Dame's 3-2 comeback win at 12th-ranked Wisconsin (Dec. 8). Notched a pair of third period goals to close out the scoring in Notre Dame's 4-1 win at Minnesota, including a power-play tally. Notched the second goal in Notre Dame's 2-2 tie (shootout win) at Penn State (Feb. 3). Scored in 4-3 NCAA tournament win over Michigan Tech (March 23) Recorded the game-winning goal to clinch Frozen Four berth with 27 seconds remaining in East Regional Final vs. Providence (March 24) Registered an assist on Cal Burke's goal against Michigan in the national semifinals (April 5) 	

MALMQUIST'S CAREER STATS												
Season	GP	G	A	Points	Shots	Shot%	Pen-Min	+/-	PPG	SHG	GWG	Blk
2015-16	36	11	6	17	59	.186	7-25	+9	2	0	2	7
2016-17	40	10	14	24	68	.147	10-20	+6	3	0	3	3
2017-18	33	9	11	20	50	.180	4-8	+10	1	0	3	10
TOTAL	109	30	31	61	177	.169	21-53	+25	6	0	8	20

26	CAM MORRISON	SO	FORWARD
	Career Highs Goals: 2 (2x - vs. Michigan State 2/23/18) Assists: 3 (vs. Minnesota 11/25/17) Points: 3 (vs. Minnesota 11/25/17) Multi-Point Games: 9 Point Streak: 3 games (active) Most Recent Goal: 3/17/18 (W, 3-2/ot vs. Ohio State)		<ul style="list-style-type: none">Scored his first career overtime game-winning goal for the Irish in Notre Dame's 1-0 win at RPI, just 13 seconds into the extra stanza (Nov. 18).Notched a career-high three assists in Notre Dame's 5-2 win over Minnesota (Nov. 25).Had a pair of assists in Notre Dame's 6-2 win at Wisconsin (Dec. 9).Matched his career high with two goals in Notre Dame's 6-3 win over Michigan State, including the game winner (Feb. 23).Scored in overtime to give Irish B1G championship game win over Ohio State (March 17), earning spot on all-tournament teamAssisted on Jake Evans' game-winning goal with 5.2 seconds left against Michigan in national semifinal game (April 5)
	As a Sophomore <ul style="list-style-type: none">Scored his first goal of the season in the third period of Notre Dame's 4-2 loss to No. 1 Denver (Oct. 14).Scored in the third period to restore Notre Dame's two goal lead in an eventual 4-1 win at #16 Ohio State (Nov. 3).		
	Aurora, Ontario Youngstown Phantoms (USHL)		

MORRISON'S CAREER STATS

Season	GP	G	A	Points	Shots	Shot%	Pen-Min	+/-	PPG	SHG	GWG	Blk
2016-17	40	12	12	24	83	.145	6-12	+5	5	0	1	8
2017-18	39	8	14	22	91	.088	6-12	-11	1	0	3	3
TOTAL	79	20	26	46	174	.115	12-24	-6	6	0	4	11

27	BOBBY NARDELLA	JR	DEFENSEMAN
	Career Highs Goals: 2 (vs. Arizona State 10/7/16) Assists: 2 (9x - vs. Michigan State 2/23/18) Points: 3 (3x - at UMass 12/2/16) Multi-Point Games: 13 Point Streak: 6 games (Jan 2-23, 2017; 2-10-12) Most Recent Goal: 2/16/18 (L, 4-2 vs. Michigan)	<ul style="list-style-type: none">• Had a goal and an assist in Notre Dame's 6-4 loss to Omaha (Oct. 26).• Posted two assists in Notre Dame's 5-4 win over Omaha (Oct. 27).• Had a goal and an assist in Notre Dame's 5-3 win over Penn State (Nov. 10).• Notched a pair of assists, including the primary assist on Bo Brauer's game winner, in Notre Dame's 5-3 victory at Penn State (Feb. 2).• Had a pair of assists in Notre Dame's 6-3 win over Michigan State (Feb. 23).• Registered assist in B1G title game win over Ohio State (March 17)• Assisted on Jordan Gross' goal in NCAA regional semifinal win over Michigan Tech (March 23)	
	As a Junior <ul style="list-style-type: none">• Scored a power-play goal in Notre Dame's season-opening win over Alabama Huntsville (Oct. 6) and then added an assist in the 4-0 game two win over the Chargers for a two-point weekend.• Had two assists in game one against Sacred Heart (Oct. 19).		

NARDELLA'S CAREER STATS

Season	GP	G	A	Points	Shots	Shot%	Pen-Min	+/-	PPG	SHG	GWG	Blk
2015-16	35	4	20	24	69	.058	9-18	+9	1	0	1	20
2016-17	34	7	14	21	84	.083	9-26	+5	4	0	1	34
2017-18	39	5	19	24	66	.076	7-14	+1	3	0	0	42
TOTAL	108	16	53	69	219	.073	25-58	+15	8	0	2	96

28	JACK JENKINS	JR	FORWARD
-----------	---------------------	-----------	----------------



Lake Bluff, Illinois
 Fargo Force (USHL)

Career Highs

Goals: 1 (11x - vs. Penn State 11/10/17)
 Assists: 1 (15x - vs. Michigan State 2/24/18)
 Points: 2 (vs. Providence 3/10/17)
 Multi-Point Games: 1
 Point Streak: 3 games (March 10-26, 2017)
 Most Recent Goal: 3/10/18 (W, 3-2 vs. Penn State)

As a Junior

- Notched his first point of the season with an assist against

Sacred Heart (Oct. 19).

- Scored his first goal of the season in Notre Dame's 5-4 win over Omaha (Oct. 27).
- Added the empty net tally to seal Notre Dame's 5-3 win over Penn State (Nov. 10).
- Score game-winning goal with 31 seconds remaining in B1G semifinal victory over Penn State (March 10)
- Assisted on Jake Evans' game-winning goal with 5.2 seconds left in Frozen Four semifinal win over Michigan (April 5)

JENKINS' CAREER STATS

Season	GP	G	A	Points	Shots	Shot%	Pen-Min	+/-	PPG	SHG	GWG	Blk
2015-16	28	2	2	4	28	.071	1-2	-1	0	0	1	9
2016-17	36	7	5	12	88	.080	2-4	+1	0	0	2	24
2017-18	39	3	10	13	75	.040	2-4	+3	0	0	1	27
TOTAL	103	12	17	29	191	.063	5-10	+3	0	0	4	60

29	BO BRAUER	SR	FORWARD
-----------	------------------	-----------	----------------



Edina, Minnesota
 Naniamo Clippers (BCHL)

Career Highs

Goals: 2 (2x - at Penn State 2/2/18)
 Assists: 2 (vs. Providence 3/10/17)
 Points: 2 (3x - at Penn State 2/2/18)
 Multi-Point Games: 3
 Point Streak: 2 games (November 10-pres., 2017)
 Most Recent Goal: 3/17/18 (W, 3-2/ot vs. Ohio State)

As a Senior

- Notched an assist in Notre Dame's 4-0 win over Alabama


Huntsville (Oct. 7), which was his first game of the season.

- Scored his first goal of the season to get the Irish on the board in an eventual 5-3 win over Penn State (Nov. 10).
- Scored his first career game-winning goal in Notre Dame's 1-0 win over Penn State (Nov. 11).
- Posted his second career two-goal game in Notre Dame's 5-3 victory at Penn State (Feb. 3), including the game winner.
- Scored in B1G title game victory over Ohio State (March 17)

BRAUER'S CAREER STATS

Season	GP	G	A	Points	Shots	Shot%	Pen-Min	+/-	PPG	SHG	GWG	Blk
2014-15	2	0	0	0	1	.000	1-2	0	0	0	0	-
2015-16	1	0	0	0	-	-	0-0	0	0	0	0	-
2016-17	26	3	2	5	12	.250	3-14	+3	1	0	0	1
2017-18	34	5	3	8	38	.132	8-27	+3	0	0	2	9
TOTAL	63	8	5	13	-	-	12-43	+6	1	0	2	10

33	NICK SANFORD	FR.	GOALTENDER
-----------	---------------------	------------	-------------------



Morristown, New Jersey
 Boston Jr. Bruins (USPHL)

Career Highs

Goals: N/A
 Assists: N/A
 Points: N/A
 Multi-Point Games: N/A
 Point Streak: N/A

As a Freshman

32	CALE MORRIS	SO	GOALTENDER
-----------	--------------------	-----------	-------------------



Larkspur, Colorado
Waterloo Black Hawks (USHL)

Career Highs

Saves

- 55 (at Penn State 2/3/18)
- 48 (at Penn State 2/2/18)
- 44 (vs. Minnesota 11/24/17)

Goals Against

- 5 (vs. Wisconsin 1/21/18)

Shutouts (4):

- vs. Penn State 11/11/17 (W, 1-0; 33 saves)
- at RPI 11/18/17 (W, 1-0; 25 saves)
- vs. Minnesota 11/24/17 (W, 1-0; 44 saves)
- at Michigan State 12/2/17 (W, 2-0; 23 saves)

As a Sophomore

- Made 25 saves against Alabama Huntsville to earn the win in his first career start (Oct. 6).
- Made a career-high 30 saves in Notre Dame's 4-2 loss to Denver (last DU goal was an ENG).
- Stopped 24 of the 25 shots he faced against Sacred Heart to post his second career win (Oct. 20).
- Made 23 saves to lead the Irish to a 4-1 win at #16 Ohio State, marking Notre Dame's first win in its first Big Ten game.
- Made 39 saves in Notre Dame's 3-2 win at #16 Ohio State (Nov. 4) for his third straight win, including 22 saves in the third period.
- Stopped a career-high 40 shots in Notre Dame's 5-3 win over Penn State (Nov. 10).
- Made 33 saves in Notre Dame's 1-0 win against Penn State to post his first career shutout (Nov. 11).

- Put together a shutout streak of 118:30 from Nov. 10 - Nov. 17 that came to an end in the third period of Notre Dame's 4-1 win at RPI (Nov. 17).
- Came back and posted a 25-save shutout in game two against the Engineers as Notre Dame won 1-0 in overtime (Nov. 18).
- Made a career high 44 saves in Notre Dame's 1-0 win over Minnesota (Nov. 25).
- Stopped 40 shots while yielding just two power-play goals in game two against the Gophers as the Irish won 5-2 (Nov. 25).
- Named the Big Ten's First Star for the third consecutive week following that Minnesota series.
- Posted a 23-save shutout in Notre Dame's 2-0 win at Michigan State (Dec. 2) for his fourth shutout of the season and of his career.
- Made 48 saves in Notre Dame's 5-3 win at Penn State (Feb. 2).
- Followed with a career-high 55 saves in game two of the series with Penn State, which was a 2-2 tie (shootout win on Feb. 3).
- In that game against the Nittany Lions, Morris stopped a penalty shot against Andrew Sturtz in overtime to preserve the tie and then made two stops in the shootout.
- Made 43 saves in B1G semifinal win over Penn State (March 10)
- Registered 41 saves against Ohio State in B1G championship Game (March 17)
- Named B1G tournament Most Outstanding Player
- Made 36 saves in NCAA Championship debut, earning an overtime victory over Michigan Tech in Each Regional Semifinal (March 23)
- Named to NCAA East Regional All-Regional team after making 55 saves in two victories to send Irish to Frozen Four
- Made 25 saves in national semifinal win over Michigan (April 5)

MORRIS' CAREER STATS

Goalie	GP-GS	Minutes	GA	GAAvg	Saves	Save%	W	L	T	Sho	PPG	SHG
2016-17	1-0	19:43	1	3.04	7	.875	0	0	0	0.0	0	0
2017-18	36-35	2134:11	69	1.94	1169	.944	27	7	1	4.0	12	2
TOTAL	37-35	2153:54	70	1.95	1176	.944	27	7	1	4.0	12	2

MORRIS' GAME-BY-GAME (2017-18)

Date	Opponent	Score	Minutes	GA	GAAvg	Saves	Save%	W	L	T	PP	SH	EN	PN	SO
Oct 06, 2017	ALABAMA HUNTSVILLE	5-3	60:00	3	3.00	25	.893	1	0	0	1	0	0	0	0
Oct 14, 2017	DENVER	2-4	59:32	3	3.01	30	.902	1	1	0	0	0	0	0	0
Oct 20, 2017	SACRED HEART	3-1	60:00	1	2.34	24	.919	2	1	0	0	0	0	0	0
Oct 26, 2017	OMAHA	4-6	19:03	0	2.11	5	.923	2	1	0	0	0	0	0	0
Oct 27, 2017	OMAHA	5-4	60:00	4	2.55	27	.910	3	1	0	2	0	0	0	0
Nov 03, 2017	at Ohio State	4-1	60:00	1	2.26	23	.918	4	1	0	0	0	0	0	0
Nov 04, 2017	at Ohio State	3-2	60:00	2	2.22	39	.925	5	1	0	1	0	0	0	0
Nov 10, 2017	PENN STATE	5-3	60:00	3	2.33	40	.926	6	1	0	0	0	0	0	0
Nov 11, 2017	PENN STATE	1-0	60:00	0	2.05	33	.935	7	1	0	0	0	0	0	0
Nov 17, 2017	at Rensselaer	4-1	60:00	1	1.93	38	.940	8	1	0	0	0	0	0	0
Nov 18, 2017	at Rensselaer	1-0	60:13	0	1.75	25	.945	9	1	0	0	0	0	0	0
Nov 24, 2017	MINNESOTA	1-0	60:00	0	1.59	44	.951	10	1	0	0	0	0	0	0
Nov 25, 2017	MINNESOTA	5-2	60:00	2	1.62	40	.952	11	1	0	2	0	0	0	0
Dec 01, 2017	at Michigan State	3-1	60:00	1	1.58	29	.953	12	1	0	0	0	0	0	0
Dec 02, 2017	at Michigan State	2-0	60:00	0	1.47	23	.955	13	1	0	0	0	0	0	0
Dec 08, 2017	at Wisconsin	3-2	60:00	2	1.50	34	.954	14	1	0	1	0	0	0	0
Dec 09, 2017	at Wisconsin	6-2	60:00	2	1.53	39	.954	15	1	0	1	0	0	0	0
Jan 05, 2018	at MICHIGAN	2-1	60:00	1	1.50	35	.955	16	1	0	0	0	0	0	0
Jan 07, 2018	MICHIGAN	2-1	59:50	1	1.47	33	.956	17	1	0	0	0	0	0	0
Jan 19, 2018	WISCONSIN	4-2	60:00	2	1.50	33	.955	18	1	0	0	0	0	1	0
Jan 21, 2018	vs Wisconsin	0-5	59:55	5	1.67	41	.951	18	2	0	2	1	0	0	0
Jan 26, 2018	at Minnesota	0-1	63:24	1	1.64	33	.952	18	3	0	0	0	0	0	0
Jan 27, 2018	at Minnesota	4-1	59:54	1	1.61	16	.952	19	3	0	0	0	0	0	0
Feb 02, 2018	at Penn State	5-3	60:00	3	1.67	48	.951	20	3	0	0	0	0	0	0
Feb 03, 2018	at Penn State	2-2	64:47	2	1.68	55	.952	20	3	1	0	0	0	0	0
Feb 09, 2018	OHIO STATE	2-1	60:00	1	1.65	31	.953	21	3	1	1	0	0	0	0
Feb 10, 2018	OHIO STATE	1-5	47:32	4	1.75	27	.950	21	4	1	0	0	0	0	0
Feb 18, 2018	at Michigan	0-1	58:25	1	1.73	36	.951	21	5	1	0	0	0	0	0
Feb 16, 2018	MICHIGAN	2-4	57:20	4	1.81	32	.948	21	6	1	0	0	0	0	0
Feb 23, 2018	MICHIGAN STATE	6-3	60:00	3	1.85	35	.947	22	6	1	0	1	0	0	0
Feb 24, 2018	MICHIGAN STATE	3-4	58:42	4	1.92	32	.945	22	7	1	0	0	0	0	0
Mar 10, 2018	PENN STATE	3-2	60:00	2	1.93	43	.946	23	7	1	1	0	0	0	0
Mar 17, 2018	OHIO STATE	3-2	69:10	2	1.92	41	.946	24	7	1	0	0	0	0	0
Mar 23, 2018	vs Michigan Tech	4-3	76:24	3	1.94	36	.945	25	7	1	0	0	0	0	0
Mar 24, 2018	vs Providence College	2-1	60:00	1	1.91	19	.945	26	7	1	0	0	0	0	0
Apr. 5, 2018	vs Michigan	4-3	60:00	3	1.94	25	.944	27	7	1	0	0	0	0	0
Totals			2134:11	69	1.94	1169	.944	27	7	1	12	2	0	1	0

Hockey Game Box Score (Final)

Alabama Huntsville vs #8 Notre Dame (Oct 06, 2017 at Notre Dame, Ind.)

Alabama Huntsville (0-1-0) vs. Notre Dame (1-0-0)

Date: Oct 06, 2017 • Location: Notre Dame, Ind. • Arena: Compton Family Arena
Attendance: 3885 • Start time: 7:35 PM • End time: 9:55 PM • Total time: 2:20

Prd	Time	Team	Scored by	Assists	Vis. on ice	Home on ice	Goals by Period
1	2nd	00:12	ND	PP	Bobby Nardella/1	Cam Morrison/1	Team 1 2 3 Tot
							UAH 0 0 0 3
							ND 0 0 3 2 5
2	2nd	00:48	UAH	EV	Tyler Poulsen/1	Brennan Saulnier/1	Team 1 2 3 Tot
							UAH 0 0 0 3
							ND 0 0 3 2 5
3	2nd	03:01	ND	EV	Colin Theisen/1	Andrew Ogilvie/1	Team 1 2 3 Tot
							UAH 0 0 0 3
							ND 0 0 3 2 5
4	2nd	04:44	UAH	EV	Josh Kestner/1	Matt Hellickson/1	Team 1 2 3 Tot
							UAH 0 0 0 3
							ND 0 0 3 2 5
5	2nd	07:17	UAH	PP	Tyler Poulsen/2	Josh Kestner/1	Team 1 2 3 Tot
							UAH 0 0 0 3
							ND 0 0 3 2 5
6	2nd	18:30	ND	EV	Dennis Gilbert/1	Jordan Gross/1	Team 1 2 3 Tot
							UAH 0 0 0 3
							ND 0 0 3 2 5
7	3rd	05:50	ND	PP	Jake Evans/1	Max Eisenmenger/1	Team 1 2 3 Tot
							UAH 0 0 0 3
							ND 0 0 3 2 5
8	3rd	19:42	ND	EN	Jake Evans/2	Andrew Ogilvie/2	Team 1 2 3 Tot
							UAH 0 0 0 3
							ND 0 0 3 2 5

TEAM SUMMARY

#	Alabama Huntsville	1	2	3	Tot	+/-	#	Notre Dame	1	2	3	Tot	+/-
1	Cam Knight	1	1	1	3	-3	2	Jordan Gross	2	1	1	5	0
4	Connor James	1	0	0	1	0	4	Dennis Gilbert	1	1	0	2	-1
5	Cody Champagne	1	0	0	1	1	5	Matt Hellickson	0	1	0	1	+1
8	John Teets	0	0	1	1	0	6	Tory Dello	1	0	0	1	0
9	Christian Rajic	0	0	1	1	-1	9	Dawson Cook	1	0	1	2	0
10	Andrew Dodson	1	0	0	1	0	11	Cal Burke	3	1	1	5	-1
11	Levi Wunder	0	2	2	4	+1	12	Felix Holmberg	2	0	0	2	0
12	Connor Merkle	0	0	0	0	+1	13	Colin Theisen	0	1	1	2	+1
14	Madison Dunn	0	0	2	2	-1	14	Max Eisenmenger	0	1	0	1	+1
15	Hans Gorowsky	0	0	0	0	-1	15	Andrew Ogilvie	2	1	0	3	0
16	Connor Wood	0	0	0	0	-1	18	Jake Evans	2	0	3	5	+1
18	Austin Beaulieu	1	0	1	2	0	19	Mike O'Leary	1	0	1	2	0
19	Brandon Salerno	1	1	0	2	-1	21	Joe Wegwerth	0	1	2	3	0
20	Brandon Parker	0	0	0	0	+1	22	Andrew Peeke	0	1	1	2	+2
21	Tyler Poulsen	0	2	0	2	+1	24	Luke Ripley	0	0	0	0	0
24	Brennan Saulnier	2	0	1	3	-1	26	Cam Morrison	0	1	1	2	-1
26	Josh Kestner	1	0	1	2	0	27	Bobby Nardella	1	1	0	2	0
28	Kurt Gosselin	0	1	1	2	-2	28	Jack Jenkins	0	0	0	0	+1
TM TEAM		0	0	0	0	0	31	Dylan St. Cyr	dnp				
30	Mark Sinclair	dnp					Totals		16	11	13	40	-4

GOALTENDERS

#	Alabama Huntsville	Dec	Min	GA	1	2	3	Saves	#	Notre Dame	Dec	Min	GA	1	2	3	Saves
32	Jordan Uhelski	L	58:54	4	16	8	11	35	32	Cale Morris	W	60:00	3	9	5	11	25
	EMPTY NET			1:06	1	0	0	0									

PENALTY SUMMARY

Prd	Player	Team	Min/Offense	Time	Prd	Player	Team	Min/Offense	Time		
1st	Brandon Parker	UAH	2.Hooking	18:38	PP	2nd	John Teets	UAH	2.Interference	16:14	PP
2nd	Bobby Nardella	ND	2.Hooking	05:46	PP	3rd	Josh Kestner	UAH	2.Interference	02:25	PP
2nd	Bobby Nardella	ND	2.Tripping	10:16	PP	3rd	Connor James	UAH	2.High Sticking	05:30	PP
2nd	Max Eisenmenger	ND	2.Boarding	12:41	PP	3rd	Connor James	UAH	2.Tripping	13:00	PP
2nd	Tory Dello	ND	2.Holding	13:20	PP	3rd	Dennis Gilbert	ND	2.Slashing	18:54	PP

Win-Cale Morris (1-0-0). Loss-Jordan Uhelski (0-1-0).

Hockey Game Box Score (Final)

Alabama Huntsville vs #8 Notre Dame (Oct 07, 2017 at Notre Dame, Ind.)

Alabama Huntsville (0-2-0) vs. Notre Dame (2-0-0)

Date: Oct 07, 2017 • Location: Notre Dame, Ind. • Arena: Compton Ice Arena
Attendance: 3412 • Start time: 7:05 PM • End time: 9:17 PM • Total time: 2:12

Prd	Time	Team	Scored by	Assists	Vis. on ice	Home on ice	Goals by Period
1	1st	19:59	ND	PP	Andrew Ogilvie/1	Bobby Nardella/1	Team 1 2 3 Tot
							UAH 0 0 0 0
							ND 1 2 1 4
2	2nd	05:19	ND	EV	Jordan Gross/1	Jake Evans/2	Team 1 2 3 Tot
							UAH 0 0 0 0
							ND 1 2 1 4
3	2nd	19:59	ND	EV	Andrew Ogilvie/2	Jake Evans/3	Team 1 2 3 Tot
							UAH 0 0 0 0
							ND 1 2 1 4
4	3rd	09:49	ND	EV	Matt Steeves/1	Joe Wegwerth/1	Team 1 2 3 Tot
							UAH 0 0 0 0
							ND 1 2 1 4

TEAM SUMMARY

#	Alabama Huntsville	1	2	3	Tot	+/-	#	Notre Dame	1	2	3	Tot	+/-
2	Cam Knight	0	1	0	1	-1	3	Jordan Gross	1	2	1	4	+2
4	Connor James	0	0	1	1	-3	4	Dennis Gilbert	1	0	1	2	+1
5	Cody Champagne	2	1	0	3	-2	5	Matt Hellickson	0	0	0	0	+1
8	John Teets	0	0	1	1	0	8	Matt Steeves	0	1	1	2	+1
9	Christian Rajic	0	0	0	0	-1	9	Dawson Cook	1	0	1	2	0
10	Andrew Dodson	0	0	1	1	-1	11	Cal Burke	0	0	2	2	0
11	Levi Wunder	1	0	0	1	-1	13	Colin Theisen	2	0	2	4	+2
12	Connor Merkle	1	0	2	3	0	14	Max Eisenmenger	0	0	0	0	+1
14	Madison Dunn	0	0	0	0	-1	15	Andrew Ogilvie	1	2	0	3	+1
15	Hans Gorowsky	4	1	2	7	-1	18	Jake Evans	2	0	2	4	+2
16	Connor Wood	0	0	0	0	-2	19	Mike O'Leary	0	0	0	0	0
18	Austin Beaulieu	1	1	2	4	0	20	Justin Wade	1	0	0	1	0
19	Brandon Salerno	0	1	0	1	-1	21	Joe Wegwerth	1	1	2	4	+1
20	Brandon Parker	2	0	0	2	0	22	Andrew Peeke	0	2	1	3	+2
21	Tyler Poulsen	1	0	1	2	-1	26	Cam Morrison	0	0	0	0	0
24	Brennan Saulnier	2	0	0	2	0	27	Bobby Nardella	0	0	0	0	0
26	Josh Kestner	1	0	1	2	0	28	Jack Jenkins	1	0	0	1	0
28	Kurt Gosselin	0	2	0	2	0	29	Bo Brauer	0	1	0	1	0
32	Jordan Uhelski	dnp					32	Cale Morris	dnp				
Totals		15	9	10	34	-15	Totals		11	8	12	31	+15

GOALTENDERS

#	Alabama Huntsville	Dec	Min	GA	1	2	3	Saves	#	Notre Dame	Dec	Min	GA	1	2	3	Saves
30	Mark Sinclair	L	60:00	4	10	6	11	27	1	Dylan St. Cyr	W	60:00	0	15	9	10	34

PENALTY SUMMARY

Prd	Player	Team	Min/Offense	Time	Prd	Player	Team	Min/Offense	Time
1st	Mike O'Leary	ND	2.Hooking	02:18 PP	2nd	Jordan Gross	ND	2.Cross-Checking	17:06 PP
1st	Matt Steeves	ND	2.Charging	05:01 PP	3rd	Connor Merkle	UAH	2.interference	06:01 PP
1st	Justin Wade	ND	2.interference	08:25 PP	3rd	Cody Champagne	UAH	2.Tripping	09:49 PP
1st	Christian Rajic	UAH	2.Hooking	19:27 PP	3rd	Hans Gorowsky	UAH	2.Cross-Checking	19:44
2nd	Christian Rajic	UAH	2.Hooking	13:29 PP	3rd	Bobby Nardella	ND	2.Roughing	19:44
2nd	Justin Wade	ND	2.Tripping	16:12 PP					

Win-Dylan St. Cyr (1-0-0). Loss-Mark Sinclair (0-1-0).

Referee's signature

Hockey Game Box Score (Final)

#1 Denver vs #4 Notre Dame (Oct 13, 2017 at Notre Dame, Ind.)

Denver (0-0-1) vs. Notre Dame (2-0-1)

Date: Oct 13, 2017 • Location: Notre Dame, Ind. • Arena: Compton Family Arena
Attendance: 4478 • Start time: 7:05 • End time: 9:40 pm • Total time: 2:35

Prd	Time	Team	Scored by	Assists	Vis. on ice	Home on ice	Goals by Period
1	1st	14:01	ND	EV	Jake Evans/3	Cam Morrison/2	Team 1 2 3 OT Tot
							DEN 1 0 1 0 2
							ND 1 0 1 0 2
2	1st	14:16	DEN	EV	Henrik Borgstrom/1	Adam Plant/1	Team 1 2 3 OT Tot
							DEN 1 0 1 0 2
							ND 1 0 1 0 2
3	3rd	14:38	DEN	PP	Henrik Borgstrom/2	Troy Terry/1	Team 1 2 3 OT Tot
							DEN 1 0 1 0 2
							ND 1 0 1 0 2
4	3rd	16:11	ND	PP	Andrew Ogilvie/3	Ian Mitchell/1	Team 1 2 3 OT Tot
							DEN 1 0 1 0 2
							ND 1 0 1 0 2

TEAM SUMMARY

Denver									Pond Hockey									Pond Hockey								
#	1	2	3	OT	Tot	+/-	Bl	#	Notre Dame	1	2	3	OT	Tot	+/-	Bl	Pond Hockey									
																		Pond Hockey								
																		Pond Hockey								
2	Erich Fear	0	0	0	0	0	1	3	Jordan Gross	0	1	0	0	1	0	0	1	1st	0-0 (0)	ND						
4	Griffin Mendel	0	1	1	0	2	0	4	Dennis Gilbert	0	0	0	0	0	0	0	1	2nd	0-0 (0)	0-0 (0)						
5	Henrik Borgstrom	1	1	1	0	3	+1	5	Matt Hellickson	0	0	0	0	0	0	0	0	3rd	1-2 (10)	1-1 (2)						
7	Dylan Gambrell	1	0	1	0	5	-1	6	Tory Dello	0	0	0	0	0	0	0	0	OT	0-0 (0)	0-0 (0)						
9	Tyson McLellan	0	2	0	0	2	0	11	Cal Burke	0	0	1	1	2	-1	0	0	Total	1-2 (10)	1-1 (2)						
10	Jaakko Heikkinen	0	0	1	0	1	0	12	Felix Holmberg	0	0	0	0	0	0	0	0									
12	Kohen Olschefske	1	1	0	0	2	0	13	Colin Theisen	0	1	1	3	+1	2	0	0	Penalties-Minutes by Prd								
13	Liam Finlay	2	3	2	0	7	0	14	Max Eisenmenger	0	1	0	1	0	0	0	1	1st	0-0	0-0						
14	Jarid Lukosevicius	1	1	1	4	0	1	15	Andrew Ogilvie	0	1	2	4	0	0	0	2nd	0-0	0-0							
15	Ian Mitchell	0	0	2	0	2	+1	2	18	Jake Evans	2	0	0	2	+1	1	0	3rd	1-2	2-4						
16	Jake Durlinger	1	1	1	0	3	0	19	Mike O'Leary	0	1	0	1	0	0	0	OT	0-0	0-0							
18	Ryan Barrow	0	0	2	0	2	0	20	Justin Wade	0	0	0	0	0	0	2	Total	1-2	2-4							
19	Troy Terry	0	1	0	1	2	0	0	21	Joe Wegwerth	2	1	0	2	5	-1	1									
21	Michael Davies	0	0	1	0	1	-1	1	22	Andrew Peeke	0	1	1	0	1	0	0	Three stars:								
22	Logan O'Connor	1	0	2	0	3	0	0	26	Cam Morrison	1	1	0	1	3	+1	1	Hayden St. Cyr								
24	Colin Staub	3	1	0	0	5	0	0	27	Bobby Nardella	0	1	1	3	0	0	3	Henrik Borgstrom								
25	Blake Hillman	1	0	2	0	3	-1	2	28	Jack Jenkins	0	1	2	3	-1	1	3	Tanner Jalliet								
28	Adam Plant	1	0	0	0	1	+1	29	Bo Brauer	0	0	0	0	0	0	0	0									
TM	TEAM	0	0	0	0	0	0	0	TM	TEAM	0	0	0	0	0	0	0	Officials:								
TM	Stanton Rasmussen	dnp							32	Stanton Rasmussen	dnp							32	Stanton Rasmussen	Referee: Barry Pochmara						
33	Totals	13	12	21	2	48	0	14	33	Totals	5	10	7	7	29	0	19	Referee: Stephen Michnack								



2017-18 BOX SCORES

Hockey Game Box Score (Final) Sacred Heart vs #5 Notre Dame (Oct 19, 2017 at Notre Dame, Ind.)

Sacred Heart (2-2-0, 0-0-0 AHA) vs. Notre Dame (2-2-1, 0-0-0 BIG)
Date: Oct 19, 2017 • Location: Notre Dame, Ind. • Arena: Compton Family Arena
Attendance: 3340 • Start time: 7:35 PM • End time: 9:48 PM • Total time: 2:13

Prd	Time	Team	Scored by	Assists	Vis. on ice	Home on ice	Goals by Period
1	1st	01:02	ND	EV	Cal Burke/1	Justin Wade/2	Team 1 2 3 Tot
							SHU 0 2 4 6
							ND 1 2 1 4
2	2nd	06:24	SHU	EV	Bavaro, Vito/2	John Theisen/2	
							SHU 20,23,3,26,10
							ND 26,18,22,15,3
3	2nd	08:21	ND	EV	Dawson Cook/1	Mike O'Leary/1	
							SHU 26,4,17,13,10
							ND 9,27,6,21,19
4	2nd	14:17	SHU	EV	Clare, Liam/1	Bobby Nardella/4	
							SHU 4,13,10,17,26
							ND 4,14,20,8,21
5	2nd	17:33	ND	PP	Andrew Oglevie/4	Bates, Alex/2	
							SHU 26,17,4,6
							ND 15,26,3,18,27
6	3rd	02:56	SHU	EV	Bavaro, Vito/3	Tugnutt, Matt/1	
							SHU 20,22,29,7,17
							ND 9,21,27,6,19
7	3rd	07:30	SHU	EV	Tsekos, Zach/1	Rakmatov, Ruslan/3	
							SHU 17,26,13,3,21
							ND 28,27,13,6,11
8	3rd	12:18	ND	PP	Joe Wegwerth/1	Jack Jenkins/1	
							SHU 26,29,4,6
							ND 21,28,22,5,11
9	3rd	13:24	SHU	EV	Bavaro, Vito/4	Andrew Peeke/1	
							SHU 20,17,29,4,10
							ND 9,8,19,4,20
10	3rd	19:59	SHU	EN	Kaplan, Jordan/1	Tsekos, Zach/2	
							SHU 13,26,7,17,22
							ND 3,15,27,21,18,11

TEAM SUMMARY

#	Sacred Heart	1	2	3	Tot	+/-	BI	#	Notre Dame	1	2	3	Tot	+/-	BI
3	Joseph, Marcus	0	0	0	0	+2	0	3	Jordan Gross	1	3	4	8	-2	2
4	Clare, Liam	1	1	0	2	0	2	4	Dennis Gilbert	1	0	0	1	-1	1
6	Lukas, Max	0	0	0	0	0	0	5	Matt Hellickson	0	0	0	0	0	0
2	Rakhatmov, Rustan	0	0	2	2	+2	0	6	Tory Dello	0	0	0	0	-1	0
9	Cotton, Jason	0	1	1	2	0	1	8	Matt Steeves	1	0	1	2	-0	0
10	Bates, Alex	0	0	0	0	+1	4	9	Dawson Cook	0	1	0	1	-2	0
12	Hadlin, Stephen	1	0	0	1	0	0	11	Cal Burke	2	3	0	5	-1	0
13	Kaplan, Jordan	2	0	1	3	+1	1	13	Colin Theisen	1	0	0	1	0	0
15	De Conclis, Zach	0	0	0	0	1	14	14	Max Eisenmenger	0	0	0	0	-1	0
17	Tsekos, Zach	1	2	1	4	+3	1	15	Andrew Oglewie	1	1	0	2	-2	0
20	Bavaro, Vito	1	1	3	5	+3	0	18	Jake Evans	0	0	0	0	-2	0
21	Allan, Josh	0	0	0	0	+1	0	19	Mike O'Leary	2	0	0	2	-1	0
22	Crocock, Mike	0	0	0	0	+2	1	20	Justin Wade	0	2	0	2	-1	0
23	Fargey, Hunter	0	0	1	1	+1	0	21	Joe Wegwerth	2	3	3	8	-2	1
25	McMurray, Austin	1	1	4	6	0	0	22	Andrew Peeke	1	1	0	2	-1	1
26	Johnstone, Marc	0	0	0	0	+2	0	26	Cam Morrison	0	0	0	0	-1	0
27	Barilant, Jackson	0	1	0	1	0	1	27	Bobby Nardella	0	0	0	0	-2	1
29	Tugnutt, Matt	0	0	1	1	+2	2	28	Jack Jenkins	0	0	0	0	0	1
TM	TEAM	0	0	0	0	0	2	32	Cale Morris	dnp					
31	Perry, Nathan	dnp						Totals		12	14	7	33	-21	7
Totals		7	7	14	28	+20	16								

Three stars:

1. Bavaro, Vito

2. Tsekos, Zach

3. Johnstone, Marc

Officials:

Referee: Brett DeRosiers

Referee: CJ Beaurien

Linesman: Robert Shintani

Linesman: Nick Huff

GOALTENDERS

#	Sacred Heart	Dec	Min	GA	1	2	3	Saves	#	Notre Dame	Dec	Min	GA	1	2	3	Saves
33	Magnus, Brett	W	60:00	4	11	12	6	29	1	Dylan St. Cyr	L	58:46	5	13	12	6	30
										EMPTY NET		1:14	1	0	0	0	1

PENALTY SUMMARY

Prd	Player	Team	Min/Offense	Time	Prd	Player	Team	Min/Offense	Time
2nd	Tory Dello	ND	2.Holding	02:00	2nd	Rakmatov, Ruslan	SHU	2.Kneeing	17:36 PP
2nd	Bavaro, Vito	SHU	2.Embellishment	02:00	3rd	Colin Theisen	ND	2.Roughing	04:24 PP
2nd	Allan, Josh	SHU	2.High Sticking	10:01 PP	3rd	Kaplan, Jordan	SHU	2.Interference	10:38 PP

Win-Magnus, Brett (2-1-0). Loss-Dylan St. Cyr (1-1-1).

Hockey Game Box Score (Final) Omaha vs #8 Notre Dame (Oct 26, 2017 at Notre Dame, Ind.)

Omaha (3-1-1, 0-0-0 NCHC) vs. Notre Dame (3-3-1, 0-0-0 BIG)
Date: Oct 26, 2017 • Location: Notre Dame, Ind. • Arena: Compton Family Arena
Attendance: 3834 • Start time: 7:35 PM • End time: 9:55 PM • Total time: 2:20

Prd	Time	Team	Scored by	Assists	Vis. on ice	Home on ice	Goals by Period
1	1st	00:15	OMAH	EV	David Pope/2	Joel Messner/2	Team 1 2 3 Tot
							OMA 12,10,13,22,5
							ND 5,11,13,20,28
2	2nd	05:10	OMAH	EV	Jake Randolph/2	Fredrik Olofsson/4	
							OMA 26,13,28,18,20
							ND 4,19,20,25,26
4	2nd	04:00	ND	EV	Bobby Nardella/2	Jake Novak/1	
							OMA 6,9,19,20,27
							ND 27,18,23,6,8
5	2nd	16:39	OMAH	EV	David Pope/3	Jake Randolph/2	
							OMA 12,13,15,10
							ND 4,18,20,25,26
6	2nd	17:55	OMAH	EV	Zach Jordan/2	Tristan Keck/2	
							OMA 27,19,20,9,5
							ND 6,9,27,28,29
7	2nd	18:36	ND	EV	Cal Burke/2	Colin Theisen/4	
							OMA 5,16,17,21,22
							ND 11,13,18,3,5
8	2nd	19:38	ND	EV	Andrew Peeke/1	Matt Hellickson/3	
							OMA 11,18,20,26,28
							ND 22,5,18,11,13
9	3rd	01:09	ND	PP	Jordan Gross/3	Jake Evans/8	
							OMA 6,9,15,21
							ND 3,18,27,25,26
10	3rd	19:54	OMAH	EN	Steven Spinner/3	Bobby Nardella/6	
							OMA 26,5,11,22,28
							ND 3,18,25,26,27,28

TEAM SUMMARY

#	Omaha	1	2	3	Tot	+/-	BI	#	Notre Dame	1	2	3	Tot	+/-	BI
5	Joel Messner	1	0	0	1	+3	2	3	Jordan Gross	0	1	1	2	0	1
6	Lukas Buchta	1	1	0	2	0	1	4	Dennis Gilbert	1	0	1	2	-2	1
9	Riley Alford	2	0	1	3	0	1	5	Matt Hellickson	0	1	0	1	0	0
10	Tyler Vesel	1	0	0	1	+3	1	6	Tory Dello	0	1	0	1	0	1
11	Mason Morelli	0	1	1	2	0	0	8	Matt Steeves	0	1	2	+1	0	0
12	David Pope	2	3	0	5	+3	1	9	Dawson Cook	0	1	0	1	-1	0
13	Jake Randolph	1	0	1	2	+4	2	11	Cal Burke	2	1	1	4	+1	1
15	Jalen Schulz	0	2	0	2	+1	2	13	Colin Theisen	1	0	1	2	+1	2
16	Martin Sundberg	2	0	2	4	-1	0	18	Jake Evans	0	0	0	0	0	0
17	Luke Nogard	1	0	0	1	-1	1	19	Mike O'Leary	0	0	0	0	-1	0
18	Dean Stewart	0	2	1	3	0	1	20	Justin Wade	0	1	1	2	-4	1
19	Tristan Keck	0	1	0	1	0	0	22	Andrew Peeke	0	1	1	2	+1	2
20	Ryan Jones	0	2	0	2	0	4	23	Luke Novak	2	1	2	5	+1	1
21	Ryan Galt	0	0	0	0	-1	0	25	Dylan Malmquist	0	0	0	0	-4	0
22	Jordan Klehr	0	1	0	1	+2	3	26	Cam Morrison	1	0	2	3	-4	0
26	Steven Spinner	2	1	1	4	+1	1	27	Bobby Nardella	0	1	1	2	-1	0
27	Zach Jordan	0	3	1	4	0	1	28	Jack Jenkins	3	1	1	5	-3	1
28	Fredrik Olofsson	1	0	0	1	+1	0	29	Bo Brauer	0	0	1	1	-1	0
T	TEAM	0	0	0	0	0	2	T	TEAM	0	0	0	0	0	1
1	Alex Blankenburg	dnp						33	Nick Sanford	dnp					
33	Kris Oldham	dnp						Totals	10	11	14	35	-16	12	
Totals		15	15	6	36	+1	23								

GOALTENDERS

#	Omaha	Dec	Min	GA	1	2	3	Saves	#	Notre Dame	Dec	Min	GA	1	2	3	Saves
35	Evan Weninger	W	60:00	4	10	8	13	31	1	Dylan St. Cyr	L	39:59	5	13	12	0	25
										EMPTY NET		0:58	1	0	0	0	0
										32	Cale Morris	19:03	0	0	0	5	5

PENALTY SUMMARY

Prd	Player	Team	Min/Offense	Time	Prd	Player	Team	Min/Offense	Time
1st	Steven Spinner	Omaha	2.Chi Elbowing	08:15 PP	2nd	Mason Morelli	Omaha	2.Hooking	19:38 PP
1st	Jordan Klehr	Omaha	2.Slashing	14:13 PP	3rd	Matt Messner	ND	2.Hooking	06:52 PP
2nd	Mason Morelli	Omaha	2.Hooking	10:27 PP	3rd	Steven Spinner	Omaha	2.Interference	16:47 PP
2nd	Justin Wade	ND	2.Boarding	13:18 PP					

Win-Evan Weninger (3-1-0). Loss-Dylan St. Cyr (1-2-1).

Hockey Game Box Score (Final) Sacred Heart vs #5 Notre Dame (Oct 20, 2017 at Notre Dame, Ind.)

Sacred Heart (2-3-0, 0-0-0 AHA) vs. Notre Dame (3-2-1, 0-0-0 BIG)
Date: Oct 20, 2017 • Location: Notre Dame, Ind. • Arena: Compton Family Arena
Attendance: 4007 • Start time: 7:35 PM • End time: 9:56 PM • Total time: 2:21

Prd	Time	Team	Scored by	Assists	Vis. on ice	Home on ice	Goals by Period
1	1st	03:51	ND	EV	Joe Wegwerth/2	Jordan Gross/5	Team 1 2 3 Tot
							SHU 26,9,10,13,4
							ND 21,3,22,18,11
2	2nd	12:54	ND	EV	Dawson Cook/2	Andrew Peeke/2	
							SHU 17,21,18,25,12
							ND 9,28,29,3,22
3	2nd	16:27	ND	EV	Joe Wegwerth/3	Bo Brauer/2	
							SHU 26,21,13,4,23
							ND 13,22,11,21,5
4	3rd	08:31	SHU	EV	McMurray, Austin/3	Rakmatov, Ruslan/4	
							SHU 25,7,12,26,13
							ND 15,28,11,22,20

TEAM SUMMARY

15	De Conclis, Zac	1	0	0	1	0	0	19	Mike O'Leary	2	2	3	5	0	0	2nd	2-4	0-0
17	Teske, Zach	0	0	1	1	-1	0	20	Justin Wade	0	0	0	0	-1	2	2nd	2-4	0-0
18	Gilroy, Michael	0	0	0	0	0	0	21	Joe Wegwerth	1	1	1	3	0	0	2nd	2-4	0-0
20	Bavaro, Josh	0	0	1	1	0	1	22	Andrew Peeke	0	3	0	3	0	0	Total	4-8	3-6
21	Allan, Vito	0	0	0	0	-2	2	23	Luke Novak	0	3	1	4	1	0			
22	Conrad, Mike	0	0	0	0	0	0	24	David O'Leary	0	1	0	1	0	0			
23	Fargy, Hunter	0	0	0	0	-1	0	26	Cam Morrison	1	1	1	3	0	0			
25	McMillurray, Aust	1	1	2	4	0	0	27	Bobby Nardella	1	0	1	2	0	0			
26	Johnstone, Marc	0	0	4	4	-1	4	28	Jack Jenkins	1	0	1	2	0	0			
27	Barilant, Jackson	0	0	0	0	0	0	29	Benjamin	0	0	0	0	0	0			
T TEAM	0	0	0	0	0	3	3	32	Cale Morris	0	0	0	0	0	0			
33	Magnus, Brett							T TEAM	0	0	0	0	0	2				
Totals		5	3	17	25	-10	22	1 Divan, Scott Cyr										
								Totals		14	17	43	1	0	12			

Three stars:	1. Joe Wegwerth
2. Andrew Peeke	
3. Dawson Cook	
Officials:	Referee: Brett DesRosiers
	Referee: CJ Beaurline
	Linesman: Robert Shintani
	Linesman: Nick Huff

Hockey Game Box Score (Final)
#10 Notre Dame vs #16 Ohio State (Nov 03, 2017 at Columbus, Ohio)

Notre Dame (5-3-1, 1-0-0-0) vs. Ohio State (5-2-2, 1-2-0-0)
Date: Nov 03, 2017 • Location: Columbus, Ohio • Arena: Value City Arena
Attendance: 6749 • Start time: 7:03 pm • End time: 9:15 pm • Total time: 2:08

Pr. Time		Team		Scored by		Assists		Vis. on ice		Home on ice		Goals by Period				
													1	2	3	Total
1.	2nd	02:03	ND	EV	Cal Burke/3		Jordan Gross/8		11.5, 28.25		27.26, 15.7, 20					
2.	3rd	05:35	ND	EV	Dylan Malmquist/1		Matt Hellison/4		25.11, 28.4, 6		9.19, 16.3, 5			0	1	3
													OSU	0	0	1
3.	3rd	08:35	OSU	EV	Janik Mosser/2		Jack Jenkins/3		22.13, 18.19, 27		20.26, 27.15, 7					
4.	3rd	13:40	ND	EV	Cam Thornton/3		Andrew Peeke/4		26.22, 13.27, 18		21.8, 18, 20.7					
							Colin Theisen/5									
5.	3rd	19:25	ND	EN	Colin Theisen/4				13.18, 19.4, 2.7		7.20, 17.20, 10.26					
													OSU	1	2	3
													OSU	1	5	6

TEAM SUMMARY																		
#	Notre Dame	G	A	Pim	Sh	+/-	BI	#	Ohio State	G	A	Pim	Sh	+/-	BI	Power Play	Goals-At	Shots
																PP	ND	OS
3	Jordan Gross	0	1	0	2	+1	1	3	Sasha Larocque	0	0	0	1	-1	2	1st	0-0 (0)	0-1
4	Dennis Gilbert	0	0	0	0	+2	1	8	Gord Myer	0	0	0	0	-1	1	2nd	0-2 (3)	0-0
6	Matt Hellekson	0	1	0	1	+1	3	6	Tommy Pashan	0	0	0	1	0	0	3rd	0-1 (0)	0-0
7	Joe Delo	0	0	0	0	0	0	2	Wyatt Egan	0	0	0	0	-1	1	2nd	0-3 (3)	0-1
8	Matt Steeves	0	0	0	1	0	0	8	Dakota Joshua	0	0	0	0	-2	1			
9	Dawson Cook	0	0	0	1	0	1	9	Tanner Luczynski	0	0	0	5	-1	0			
11	Cal Burke	1	1	0	3	+2	0	10	John Walita	0	0	0	0	-1	0			
12	Colin Theissen	1	1	0	4	+1	0	11	Justin Poley	0	0	0	2	-1	1	1st	2-5 (0)	0-0
17	Pierce Crawford	0	0	0	0	0	1	15	Freddy Gerard	0	0	0	2	0	0	2nd	1-2	0-0
18	Jake Evans	0	0	0	0	+1	0	16	Matthew Weiss	0	2	2	1	-1	0	3rd	0-0	0-0
19	Mike O'Leary	0	0	2	1	0	0	18	Christian Lampass	0	0	0	0	-1	0	Total	3-17	4-13
20	Justin Wade	0	0	0	0	0	0	19	Kevin Miller	0	0	0	4	-1	0			
22	Andrew Pank	1	1	0	0	0	0	19	Kevin Moser	0	0	2	2	-1	1	Three stars:		
25	Dylan Malquist	1	0	0	1	+2	0	21	Eugene Fadzeyev	0	0	0	0	-1	0	1. None		
26	Cam Morrison	1	0	0	2	+1	0	25	Brendon Kearney	0	0	0	0	0	0	2. None		
27	Brady Nardella	0	0	0	0	+1	0	28	Mason Jobst	0	1	4	-1	0	0	3. None		
28	Dan Jenkins	0	0	0	0	+2	0	22	Luke Stork	0	0	0	0	-1	0	Officials:		
29	Bo Brabner	0	0	0	1	0	0	20	Major Elliot	0	2	2	1	0	1	Referee: Brian Aron		
31	Dylan St. Cyr	dnp						31	Evann Moysie	dnp						Linesman: C.J. Beaurline		
Totals		4	6	17	18	+15	7	37	Tommy Napper	1	8	24	-16	11	3	Referee-Pat Richardson		

GOALTENDERS																	
##	Notre Dame	Dec	Min	GA	1	2	3	Saves	##	Ohio State	Dec	Min	GA	1	2	3	Saves
32	Cale Morris	W	60:00	1	13	5	5	23	30	Sean Romeo	L	58:48	3	4	9	1	23
										EMPTY NET		1:12	1	0	0	0	

PENALTY SUMMARY						
Prd	Player	Team	MinOffense	Time		
1st	Justin Wade	ND	5 Hitting From Behind	08:13	PP	
1st	Justin Wade	ND	10 Game Misconduct	08:13		
2nd	Matthew Weiss	OSU	2 Cross-Checking	05:16	PP	
2nd	Janik Moser	OSU	2 Tripping	12:32	PP	

Prd	Player	Team	MinOffense	Time		
2nd	Kevin Miller	OSU	2 Charging	18:44	PP	
2nd	Matt O'Leary	ND	2 Roughing Atw	18:44		
2nd	Mike O'Leary	ND	2 Roughing Atw	18:44		

Win-Cale Morris (4-1-0). Loss-Sean Romeo (5-2-2).

Referee's signature

Hockey Game Box Score (Final)
Penn State vs Notre Dame (Nov 10, 2017 at Notre Dame, Ind.)

Penn State (5-6-0, 2-3-0 B1G) vs. Notre Dame (7-3-1, 3-0-0 B1G)
Date: Nov 10, 2017 • Location: Notre Dame, Ind. • Arena: Compton Family Arena
Attendance: 4574 • Start time: • End time: 9:55 PM • Total time: 2:20

Prd	Time	Team	Scored by	Assists	Vis. on ice	Home on ice	Goals by Period				
1st	04:39	PSU	EV Guber, Blake/2	Marsh, Alec/2	23,28,19,13,4	26,18,15,10,4	Team	1	2	3	Tot
1st	11:55	ND	Bo Brauer/1	Hamilton, Derian/1	28,20,23,21,7	29,9,19,4,2,7	PSU	2	1	0	3
1st	19:32	PSU	EV Pavlychuk, Nikita/5	Folkes, Liam/3	13,26,20,27,17	15,18,26,5,3	ND	1	2	2	5
2nd	09:14	ND	EV Bobby Nardella/3	Andrew Ogjevie/4	14,16,11,10,14	17,16,17,10,8	Shots by Period				
2nd	14:20	ND	Andrew Ogjevie/5	Travis Pello/1	10,14,20,22,7	25,22,7,28,6	Team	1	2	3	Tot
2nd	15:48	PSU	EV Sturtz, Andrew/7	Bobby Nardella/9	16,18,8,20,2,0	2,6,18,5,3,15	PSU	1	1	0	2
3rd	11:41	ND	EV Dawson Cook/3	Murav, Brett/2	14,10,20,27,7	9,5,19,29,3	ND	7	8	4	19
3rd	19:41	ND	EN Jack Jenkins/2	Dennis Gilbert/1	16,8,9,18,2,2	28,4,9,18,3	Power Play Goals-Att (S)				
							Prd	PSU	ND	NT	
							1st	0-0	0-0	0-0	
							2nd	0-0	0-0	0-0	

TEAM SUMMARY													3rd	0-0 (3)	0-0	
#	Penn State	1	2	3	Tot +/-	BI	#	Note Dams	1	2	3	Tot +/-	BI	Penalties-Minutes by P		
2	Phelps, Cole	0	0	0	-2	0	2	David Gross	2	2	0	0	0	6	1st PSU	
4	Myllari, Kris	0	2	1	3	0	1	4	Dennis Gilbert	0	0	0	+1	2	2nd 0-0	
6	Gobetz, James	0	1	0	1	0	5	Matt Hellikson	0	0	0	-1	1	2nd 0-0		
8	Berger, Chase	0	0	0	0	2	6	Tory Delo	1	0	0	+1	2	3rd 0-0		
9	Limoques, Brandon	0	1	0	1	-1	0	9	Dawson Cook	1	1	1	+3	0	Total 0-0	
10	Biro, Alex	1	0	1	2	-3	11	Cal Burke	0	0	0	0	0	0	Three stars:	
11	Hamilton, Trevor	0	0	0	0	-1	13	Colin Theisen	0	0	0	+1	0	1	1. Andrew Oglevie	
13	Pavlychev, Nikita	1	1	1	+3	+2	15	Andrew Oglevie	0	2	0	2	-1	0	2. Dawson Cook	
14	Sucea, Nate	1	1	3	5	-5	18	Jake Evans	0	0	0	0	0	1	3. Mike O'Leary	
16	Sturtz, Andrew	2	5	3	10	-1	19	Mike O'Leary	1	0	1	1	2	0	Officials:	
17	Barratt, Evan	1	2	3	3	-1	20	Justin Wade	1	0	1	0	1	0	Referee: Brett Sheva	
18	Murray, Brett	0	0	0	0	0	21	Joe Wegwerth	0	0	0	0	0	0	Referee: Stephen McIncha	
19	Hamilton, Derian	0	0	0	+1	+1	22	Andrew Peeke	0	0	0	0	0	4	Linesman: Ed Moberg	
20	Autio, Erik	0	0	0	0	-2	0	25	Dylan Malquist	0	1	0	1	0	0	Referee: Stephen McIncha
23	Gober, Blake	1	1	1	3	3	0	26	Cam Morrison	0	0	0	-2	0	0	Linesman: Ed Moberg
26	Folkes, Liam	3	1	0	4	+1	0	27	Bobby Nardella	0	1	0	+1	+3	1	Linesman: Bruce Vida
27	Stenschein, Sa	1	2	2	4	-1	1	28	Jack Jenkins	0	0	0	0	0	0	
28	Marsh, Alec	0	0	0	0	0	0	29	Bro Brauer	1	0	0	+2	+1	0	
T	TEAM	0	0	0	0	1	1	T TEAM	0	0	0	0	0	3	0	
33	Funkley, Chris	1	0	0	0	0	1	1	Dylan St. Cyr	0	0	0	0	0	0	
Totals		14	19	10	43	-11	9	33	Nick Sanford	dnp						

GOALTENDERS															
## Penn State	Dec	Min	GA	1	2	3	Saves	## Notre Dame	Dec	Min	GA	1	2	3	Saves
31 Jones, Peyton	L	59:00	4	6	6	2	14	32 Cale Morris	W	60:00	3	12	18	10	
EMPTY NET		1:00	1	0	0	0	0								

PENALTY SUMMARY					
Prd	Player	Team	Min	Offense	Time
2nd	Justin Wade	ND	2	Tripping	03:27 PP
Prd	Player	Team	Min	Offense	Time
2nd	Justin Wade	ND	2	Interference	11:21 PP

Win-Cale Morris (6-1-0). Loss-Jones, Peyton (5-4-0).

Referee's signature _____

Hockey Game Box Score (Final)
#10 Notre Dame vs #16 Ohio State (Nov 04, 2017 at Columbus, Ohio)

Notre Dame (6-3-1, 2-0-0-0) vs. Ohio State (5-3-2, 1-3-0-0)
Date: Nov 04, 2017 • Location: Columbus, Ohio • Arena: Value City Arena
Attendance: 5900 • Start time: 7:05 pm • End time: 9:28 pm • Total time: 2:23

Prd	Tm	Team	Scores by	Assists	Vs. on ice	Home on ice	Goals by Period
1.	2nd	18:48	ND	EV Cal Burke/a	Jake Evans/13	11,16,328.5	7,19,25.8
2.	3rd	06:14	ND	EV Dylan Malmquist/2	Andrew Peeke/s Jake Evans/14	25,22,18.4	23,25,20.9
3.	3rd	06:48	ND	EV Jake Evans/a	Andrew Peeke/s Dylan Malmquist/1	18,22,29.25	27,5.50,15.8
3.	3rd	12:22	OSU	EK Mason Joshua/a	Dakota Joshua/a Matt Miller/1	20,42.3,5	26,8.50,16.9
3.	3rd	18:05	OSU	EK Dakota Joshua/2	Tanner Laczynski/r	19,28.9,3.4	6,9.16,50.26.5

Shots by Period

Team	1	2	3	Total
OSU	0	1	2	3
NSH	4	13	26	43

TEAM SUMMARY															Power Play Goals-At (Sh)				
#	Notre Dame	G	A	Pim	Sh	+/-	BI	#	Ohio State	G	A	Pim	Sh	+/-	BI	Prd	ND	OSU	
3	Jordan Gilbert	0	0	0	2	0	1	3	Sasha Larocque	0	0	0	0	0	-1	3	1st	0-1 (0)	0-1 (0)
4	Dennis Gross	0	0	0	1	+1	4	5	Gordi Myer	0	0	0	0	0	0	2nd	0-2 (0)	0-1 (2)	
6	Matt Hellekson	0	0	0	1	+1	1	9	Wyatt Eise	0	0	2	1	-1	0	3rd	0-0 (0)	1-2 (9)	
6	Core Delo	0	0	0	0	0	0	10	Joshua	1	1	1	4	-1	0	3rd	0-3 (3)	1-4 (11)	
8	Matt Steeves	0	0	0	1	0	1	2	Tanner Luczynski	0	1	0	4	0	0				
9	Dawson Cook	0	0	0	4	-1	1	10	John Wilota	0	0	0	2	0	0				
11	Cal Bruce	1	0	0	2	+1	1	14	Austin Pooley	0	0	0	1	0	0				
12	Chris Thiesen	0	0	0	0	0	0	15	Christopher Gerard	0	0	0	0	-1	0				
17	Pierce Crawford	0	0	0	0	0	0	16	Matthew Wells	0	0	2	1	+1	1				
18	Jack Evans	1	2	0	5	+3	0	17	Sam McCormick	0	0	0	0	0	0				
19	Mike O'Leary	0	0	0	1	-1	1	18	Christian Miller	0	0	0	0	0	0				
20	Justin Wade	0	0	0	0	0	0	19	Kevin Miller	0	0	0	0	0	0				
23	Andrew Peske	0	2	2	0	+2	3	20	Janik Mossa	0	0	0	0	-1	0				
25	Dylan Matmquist	1	1	0	3	+2	2	23	Michael Rounds	0	0	0	0	-1	2				
26	Cam Morrison	0	0	0	2	0	0	25	Brendan Kearney	0	0	0	5	-2	0				
27	Robby Nardella	0	1	0	0	0	0	26	Mason Jibbet	1	0	0	8	+1	0				
28	Jack Jenkins	0	0	0	0	0	0	27	Luke Stork	0	0	0	2	0	0				
29	Bo Brauer	0	0	2	2	+1	0	50	Matt Miller	0	1	0	5	0	3				
1	Dylan St. Cyr	dnp						31	Evann Moysie	dnp									
Totals		3	5	10	23	+9	18	Totals		2	3	8	41	-8	12				

Penalties-Minutes by Prd

Prd	ND	OSU
1st	1-2	2-4
2nd	1-2	2-4
3rd	3-6	1-2
Total	5-10	4-8

Three stars:

1. None

2. None

3. None

Officials:
Referee: Brian Aron
Linesman: CJ Beaurline
Linesman: Pat Richardson
Referee: Bruce Vail

GOALTENDERS																	
##	Notre Dame	Dec	Min	GA	1	2	3	Saves	##	Ohio State	Dec	Min	GA	1	2	3	Saves
32	Cale Morris	W	60:00	2	4	13	22	39	30	Sean Romeo	L	46:37	3	6	8	4	18
										EMPTY NET		5:24	0	0	0	0	
									37	Tommy Nappier		7:59	0	0	0	2	2

PENALTY SUMMARY									
Prd	Player	Team	Min/Offense	Time	Prd	Player	Team	Min/Offense	Time
1st	Dawson Cook	ND	2 Cross-Checking	02:33 PP	3rd	Dakota Joshua	OSU	2 Unsportsmanlike Cond	04:44
1st	Matthew Veis	OSU	2 Hooking	06:41 PP	3rd	Bo Brien	ND	2 Unsportsmanlike Cond	04:44
2nd	Wyatt Ege	OSU	2 Tripping	07:55 PP	3rd	Dawson Cook	ND	2 Slashing	07:50 PP
2nd	Dakota Joshua	OSU	2 Charging	10:32 PP	3rd	Andrew Peeke	ND	2 Cross-Checking	10:58 PP
2nd	Nolan Muehl	ND	15:52	BP					

Win-Cale Morris (5-1-0). Loss-Sean Romeo (5-3-2)
OSU timeout, 6:48/3rd
ND timeout, 15:21/3rd

Referee's signature _____

Hockey Game Box Score (Final)
#19 Penn State vs #6 Notre Dame (Nov 11, 2017 at Notre Dame, Ind.)

Penn State (5-7-0, 2-4-0 B1G) vs. Notre Dame (8-3-1, 4-0-0 B1G)
Date: Nov 11, 2017 • Location: Notre Dame, Ind. • Arena: Compton Family Arena
Attendance: 4160 • Start time: 5:40 PM • End time: 7:52 PM • Total time: 2:12

Prd	Time	Team	Scored by	Assists	Vis. on ice	Home on ice	Goals by Period																	
1.	2nd	14:12	ND	EV	Bo Brauer/2	Mike O'Leary/3 Dennis Gilbert/2	4,14,28,11,27	29,19,4,9,6	<table><tr><th>Team</th><th>1</th><th>2</th><th>3</th><th>Tot</th></tr><tr><td>PSU</td><td>0</td><td>0</td><td>0</td><td>0</td></tr><tr><td>ND</td><td>0</td><td>1</td><td>0</td><td>1</td></tr></table>	Team	1	2	3	Tot	PSU	0	0	0	0	ND	0	1	0	1
Team	1	2	3	Tot																				
PSU	0	0	0	0																				
ND	0	1	0	1																				

TEAM SUMMARY															
#	Penn State	1	2	3	Tot	+/-	BI	#	Noire Dame	1	2	3	Tot	+/-	BI
2	Hults, Cole	1	1	1	3	0	2	3	Jordan Gross	2	1	0	3	0	0
4	Myllari, Kris	2	1	0	3	-1	2	4	Dennis Gilbert	0	2	1	3	+1	3
6	Gobetz, James	0	0	0	0	0	0	6	Matt Hellickson	0	1	0	1	0	0
7	Robinson, James	0	0	2	2	0	0	6	Tory Eldredge	0	0	0	0	+1	5
8	Berger, Chase	0	1	1	2	0	0	8	Matt Swales	0	0	0	0	0	0
9	Limoges, Alex	0	0	0	0	0	0	9	Dawson Cook	2	1	0	3	+1	2
10	Birro, Brandon	3	1	0	4	0	0	11	Cai Burke	0	0	0	0	0	0
11	Hamilton, Trevor	1	1	0	2	-1	3	13	Colin Theisen	0	0	0	0	0	1
13	Pavlychev, Nikita	0	2	0	2	0	0	15	Andrew Ogilvie	3	1	1	5	0	0
14	Susac, Nate	0	0	0	0	0	0	17	Pierre Crawford	0	0	2	2	0	0
16	Sturtz, Andrew	0	0	0	0	0	0	18	Jake Evans	0	0	0	0	0	0
17	Sarratt, Evan	1	0	1	2	0	1	19	Mike O'Leary	1	1	0	2	+1	0
19	Hamilton, Derian	0	0	0	0	0	0	22	Andrew Peeke	0	0	0	0	0	3
20	Autio, Erik	1	0	0	1	0	1	25	Dylan Malmequist	1	0	0	1	0	0
23	Gober, Blake	1	1	1	3	0	0	26	Carm Morrison	1	0	0	1	0	0
25	Falkes, Liam	0	0	0	0	0	0	27	Scott Nardella	0	0	0	0	0	0
27	Zernschtein, Sam	1	0	2	3	0	1	28	Jack Jenkins	0	1	0	1	0	1
28	Marsh, Alec	0	0	0	0	-1	0	29	Bro Brauer	0	1	2	3	+1	0
TM TEAM	0	0	0	0	0	0	0	TM TEAM	0	0	0	0	0	0	1
33	Funkley, Chris	dnp						1	Dylan St. Cyr	dnp					
	Totals	15	9	9	33	-5	14		Nick Sanford	dnp					
										15	11	4	27	+5	30

Officials:
Referee: Brett Sheva
Referee: Stephen McInchak
Linesman: Ed Moberg
Linesman: Bruce Vida

GOALTENDERS									
#	Penn State	Dec	Min	GA	1	2	3	Saves	
31	Jones, Peyton	L	58:13	1	12	10	4	26	
	EMPTY NET		1:47	0	0	0	0	0	

#	Notre Dame	Dec	Min	GA	1	2	3	5
32	Cale Morris	W	60:00	0	15	9	9	

PENALTY SUMMARY										
Prd	Player	Team	MinOffense	Time		Prd	Player	Team	MinOffense	Time
1st	Sternschein, Sam	PSU	2.Slashing	12:12	PP	2nd	Robinson, James	PSU	2.Slashing	11:23 PP
1st	Sturtz, Andrew	PSU	2.Goaltender interference	16:01	PP	2nd	Matt Hellickson	ND	2.Slashing	18:37 PP

Win-Cale Morris (7-1-0). Loss-Jones, Peyton (5-5-0).

Referee's signature

**Hockey Game Box Score (Final)**
#4 Notre Dame vs Michigan State (Dec 01, 2017 at East Lansing, Mich.)

Notre Dame (13-3-1, 7-0) vs. Michigan State (7-7-1, 1-5-1-1)
Date: Dec 01, 2017 • Location: East Lansing, Mich. • Arena: Munn Ice Arena
Attendance: 6392 • Start time: 7:05 pm • End time: 9:10 pm • Total time: 2:05

Prd	Time	Team	Scored by	Assists	Vis. on ice	Home on ice	Goals by Period
1	1st	19:27	MSU	EV Hirose, Taro/6	Sanford, Brennan/1	18,26,41,22	17,13,11,57,18
2	2nd	11:30	ND	EV Jake Evans/7	Saliba, Sam/2	18,20,4,21,29	17,55,9,57,52
3	2nd	12:32	ND	EV Cal Burke/8	Jake Evans/10	11,18,3,28,22	10,19,71,57,52
4	3rd	17:42	ND	EV Colin Theisen/5	Jordan Gross/11	13,15,22,28	55,17,18,9,12

TEAM SUMMARY																	
#	Notre Dame	G	A	PI	Sh	+	-	BI	#	Michigan State	G	A	PI	Sh	+	-	BI
3	Jordan Gross	0	2	0	1	+	1	0	4	Scarsella, Antho	0	0	0	0	0	0	2
4	Dennis Gilbert	0	0	0	0	0	0	1	9	Lewandowski, Mi	0	0	0	1	-2	0	0
5	Matt Hellickson	0	0	0	1	0	0	0	10	Saliba, Sam	0	1	0	1	-1	0	0
6	Tory Dello	0	0	0	0	0	0	2	11	Apap, Tommy	0	0	0	0	3	+1	0
9	Dawson Cook	0	0	0	0	0	0	0	12	Miller, Tommy	0	0	0	0	0	-1	2
11	Cal Burke	1	0	0	2	+	0	0	13	Sanford, Brenna	0	1	0	3	+	+1	0
13	Colin Theisen	1	0	0	4	+	1	0	16	Stevens, Brody	0	0	0	0	0	0	0
15	Andrew Oglevie	0	0	0	1	+	1	0	17	Hirose, Taro	1	0	0	9	0	-1	0
18	Jake Evans	1	1	2	3	+	+2	1	18	Gatt, Carson	0	0	0	1	0	1	2
19	Mike O'Leary	0	0	0	1	0	0	0	19	Keefer, David	0	0	0	2	-1	0	0
20	Justin Wade	0	1	0	0	+	1	1	21	Smith, Jake	0	0	0	1	0	0	0
21	Joe Wegwerth	0	0	0	0	+	+1	1	24	Kamer, Austin	0	0	0	0	0	0	0
22	Andrew Peeke	0	0	0	1	+	1	0	28	Esteves, Gianlu	0	0	0	0	0	0	0
25	Dylan Malmquist	0	0	0	2	0	0	0	44	Chafari, Butrus	0	0	0	2	0	1	0
26	Cam Morrison	0	0	0	0	0	0	0	52	Eliot, Mitch	0	0	0	0	0	-2	1
27	Bobby Nardella	0	0	0	0	2	0	0	55	Rodorenko, Pat	0	0	0	0	5	-2	1
28	Jack Jenkins	0	0	0	0	+	+1	1	57	Rosburg, Jerad	0	0	0	2	-1	-3	0
29	Bo Brauer	0	0	2	0	+	+1	0	71	Lambdin, Logan	0	0	0	1	-1	0	0
33	Dylan St. Cyr	dnp							41	Wright, Spencer	dnp						
33	Nick Sanford	dnp							45	Minney, Ed	dnp						
Totals		3	4	4	18	+	9	8	Totals		1	2	2	30	-10	-11	11

GOALTENDERS

#	Notre Dame	Dec	Min	GA	1	2	3	Saves	#	Michigan State	Dec	Min	GA	1	2	3	Saves
32	Cale Morris	W	60:00	1	10	7	12	29	31	Lethemon, John	L	58:38	3	3	9	3	15
										EMPTY NET		1:22	0	0	0	0	0

PENALTY SUMMARY

Prd	Player	Team	Min	Offense	Time	Prd	Player	Team	Min	Offense	Time
2nd	Ghaflar, Butrus	MSU	2	Boarding	02:10 PP	3rd	Jake Evans	ND	2	Slashing	06:57 PP
2nd	Bo Brauer	ND	2	Hooking	14:44 PP						

Win-Cale Morris (12-1). Loss-Lethemon, John (7-5-1).

Referee's signature

Hockey Game Box Score (Final)**#4 Notre Dame vs Michigan State (Dec 02, 2017 at East Lansing, Mich.)**

Notre Dame (14-3-1, 8-0) vs. Michigan State (7-8-1, 1-6-1-1)
Date: Dec 02, 2017 • Location: East Lansing, Mich. • Arena: Munn Ice Arena
Attendance: 5698 • Start time: 7:05 pm • End time: 9:09 pm • Total time: 2:04

Prd	Time	Team	Scored by	Assists	Vis. on ice	Home on ice	Goals by Period
1	1st	01:30	ND	EV Andrew Oglevie/7	Dylan Malmquist/2	15,13,25,20,4	17,12,18,55,9
2	3rd	19:46	ND	EN Cal Burke/9	Colin Theisen/8	11,18,15,4,20	10,55,2,18,17,9

TEAM SUMMARY															
#	Notre Dame	1	2	3	Tot	+/-	BI	#	Michigan State	1	2	3	Tot	+/-	BI
3	Jordan Gross	1	0	0	1	0	0	2	Osburn, Zach	0	0	1	1	-1	0
4	Dennis Gilbert	0	0	1	1	+2	2	9	Lewandowski, Mitch	0	1	3	4	-2	0
5	Matt Hellickson	0	0	0	0	0	0	10	Saliba, Sam	1	0	1	2	-1	1
6	Tory Dello	1	0	0	1	0	0	11	Apap, Tommy	0	0	0	0	0	0
9	Dawson Cook	0	0	0	0	0	0	12	Miller, Tommy	0	2	2	2	-3	1
11	Cal Burke	2	1	1	4	+1	0	13	Sanford, Brennan	0	0	0	0	0	0
13	Colin Theisen	2	1	0	3	+1	0	16	Stevens, Brody	0	0	0	0	0	0
15	Andrew Oglevie	1	0	1	2	+2	0	17	Hirose, Taro	3	0	1	4	-2	2
18	Jake Evans	1	1	0	2	+1	0	18	Gatt, Carson	0	0	0	0	-2	0
19	Mike O'Leary	0	0	0	0	0	0	19	Keefer, David	0	0	1	1	0	0
20	Justin Wade	0	0	1	1	+2	2	21	Smith, Jake	0	0	0	0	0	0
21	Joe Wegwerth	1	1	0	2	0	0	24	Kamer, Austin	1	1	0	2	0	1
22	Andrew Peeke	0	0	1	1	0	0	28	Esteves, Gianluca	0	1	0	1	0	1
25	Dylan Malmquist	0	0	1	1	+1	0	44	Ghaflar, Butrus	0	0	0	0	0	0
26	Cam Morrison	0	1	2	3	0	0	52	Eliot, Mitch	0	1	0	1	0	2
27	Bobby Nardella	1	1	2	3	0	3	55	Rodorenko, Patrick	2	1	1	4	-1	1
28	Jack Jenkins	1	0	1	2	0	0	57	Rosburg, Jerad	0	1	0	1	0	2
29	Bo Brauer	dnp	0	0	2	0	0	71	Lambdin, Logan	0	0	0	0	0	0
1	Dylan St. Cyr	dnp						41	Wright, Spencer	dnp					
33	Nick Sanford	dnp						45	Minney, Ed	dnp					
Totals		13	5	11	29	+10	7	Totals		7	6	10	23	-11	13

GOALTENDERS

#	Notre Dame	Dec	Min	GA	1	2	3	Saves	#	Michigan State	Dec	Min	GA	1	2	3	Saves
32	Cale Morris	W	60:00	0	7	6	10	23	31	Lethemon, John	L	58:24	1	12	5	10	27
										EMPTY NET		1:36	1	0	0	0	0

PENALTY SUMMARY

Prd	Player	Team	Min	Offense	Time
2nd	Sanford, Brennan	MSU	2	Tripping	17:57 PP

Win-Cale Morris (13-1). Loss-Lethemon, John (7-6-1).

Referee's signature

Hockey Game Box Score (Final)
#4 Notre Dame vs #12 Wisconsin (Dec 08, 2017 at Madison, Wis.)

Notre Dame (15-3-1, 9-0-0 B1G) vs. Wisconsin (10-8-2, 4-4-1 B1G)
Date: Dec 08, 2017 • Location: Madison, Wis. • Arena: Kohl Center
Attendance: 9216 • Start time: 8:03 pm • End time: 10:37 pm • Total time: 2:24

Prd	Time	Team	Scored by	Assists	Vis. on ice	Home on ice	Goals by Period
1	1st	14:15	MSU	PP Cameron Hughes/7	Linus Weissbach/9	6,11,22,28	19,8,13,17,10
2	2nd	06:25	ND	EV Tarek Baker/8	Ryan Wagner/10	5,3,21,28,11	16,13,10,9,6
3	3rd	07:06	ND	EV Dylan Malmquist/3	Wyatt Kalyunuk/13	25,21,13,32,7	2,10,8,13,17
4	3rd	14:43	ND	EV Dawson Cook/4	Colin Theisen/9	9,4,28,19,3	2,26,13,16,9
5	3rd	16:09	ND	EV Dylan Malmquist/4	Dennis Gilbert/4	25,13,32,15	6,20,17,18,19

Colin Theisen/10

TEAM SUMMARY																
# Notre Dame								# Wisconsin								
	G	A	PI	Sh	+/-	BI			G	A	PI	Sh	+/-	BI		
3	Jordan Gross	0	0	2	5	+2	2	1	Jack Berry	0	0	2	0	0	0	
4	Dennis Gilbert	0	1	0	2	+1	3	2	Wyatt Kalyunuk	0	1	0	1	-2	2	
5	Matt Hellickson	0	0	0	1	-1	0	5	Tyler Inamoto	0	0	0	1	0	0	
6	Tory Dello	0	0	0	0	0	1	6	Peter Tischeke	0	0	0	3	0	3	
9	Dawson Cook	1	0	0	2	+1	0	8	Jarod Zirbel	0	0	2	1	-1	1	
11	Cal Burke	0	0	0	4	-1	0	9	Linus Weissbach	0	1	4	3	0	1	
13	Colin Theisen	0	2	2	2	+2	0	10	Jake Linhart	0	0	0	1	0	1	
15	Andrew Oglevie	0	1	0	1	+1	1	13	Ryan Wagner	0	2	0	1	-1	0	
18	Jake Evans	0	0	0	3	0	1	15	Matthew Freytag	0	0	0	5	0	0	
19	Mike O'Leary	0	1	0	1	+1	1	16	Tarek Baker	1	0	0	4	0	1	
20	Justin Wade	0	0	2	0	0	0	17	Will Johnson	0	0	0	2	-2	1	
21	Joe Wegwerth	0	1	0	0	0	1	18	Seamus Malone	0	0	2	1	-1	1	
22	Andrew Peeke	0	0	0	1	+1	1	19	Cameron Hughes	1	0	0	1	-1	3	
25	Dylan Malmquist	2	0	0	2	+2	0	20	Josh Ess	0	0	2	1	-1	2	
26	Cam Morrison	0	0	2	0	0	0	22	Max Zimmer	0	0	0	0	0	1	
27	Bobby Nardella	0	0	2	2	+1	1	23	Jason Dhooghe	0	0	0	1	0	0	
28	Jack Jenkins	0	0	0	0	2	0	24	Sean Dhooghe	0	0	0	4	0	0	
29	Bo Brauer	0	0	0	2	0	0	26	Tim Davison	0	0	0	0	-1	4	
1	Dylan St. Cyr	dnp						34	Trent Frederic	0	0	0	6	0	2	
Totals		3	6	8	32	+1	12	T Team		0	0	2	0	0	0	
								33	Kyle Hayton	dnp						
								Totals		2	4	14	36	-10	23	

GOALTENDERS

#	Notre Dame	Dec	Min	GA	1	2	3	Saves	#	Wisconsin	Dec	Min	GA	1	2	3	Saves
32	Cale Morris	W	60:00	2	9	12	13	34	1	Jack Berry	L	58:15	3	13	11	5	29
										EMPTY NET		1:45	0	0	0	0	0

PENALTY SUMMARY

Prd	Player	Team	Min	Offense	Time	Prd	Player	Team	Min	Offense	Time
1st	Justin Wade	ND	2	Boarding	13:05 PP	2nd	Josh Ess	ND	2	Interference	16:02 PP
1st	Jordan Gross	ND	2	Cross-Checking	14:54 PP	2nd	Team	ND	2	Too Many Players	0:18:20 PP
1st	Seamus Malone	ND	2	Interference	15:36 PP	2nd	Bobby Nardella	ND	2	Tripping	19:38 PP
1st	Colin Theisen	ND	2	Embellishment	16:53	3rd	Jarod Zirbel	ND	2	Tripping	02:20 PP
1st	Linus Weissbach	ND	2	Hooking	16:53	3rd	Jack Berry	ND	2	Tripping	05:04 PP
2nd	Linus Weissbach	ND	2	Hooking	11:42 PP						

Win-Cale Morris (14-1-0). Loss-Jack Berry (3-2-0).
ND loses challenge TO with 8:06 left in 1st
Timeout UW with 1:31 left in 3rd period

Referee's signature

Hockey Game Box Score (Final)
#4 Notre Dame vs #12 Wisconsin (Dec 09, 2017 at Madison, Wis.)

Notre Dame (16-3-1, 10-0-0 B1G) vs. Wisconsin (10-9-2, 4-5-1-1 B1G)
Date: Dec 09, 2017 • Location: Madison, Wis. • Arena: Kohl Center
Attendance: 11934 • Start time: 7:07 pm • End time: 9:30 pm • Total time: 2:23

Prd	Time
-----	------



2017-18 BOX SCORES

Hockey Game Box Score (Final) #2 Notre Dame vs MICHIGAN (Jan 05, 2018 at Ann Arbor, Mich.)

Notre Dame (17-3-1, 11-0-0-0 B1G) vs. MICHIGAN (8-9-2, 3-6-2-1 B1G)
Date: Jan 05, 2018 • Location: Ann Arbor, Mich. • Arena: Yost Ice Arena
Attendance: 5800 • Start time: 6:33 pm • End time: 8:51 pm • Total time: 2:18

Prd	Time	Team	Scored by	Assists	Vis. on ice	Home on ice	Goals by Period
1	2	3	4	5	6	7	8
1	1st 04:44	ND	PP Matt Hellickson/1	Cam Morrison/9	5,26,11,27,18	13,18,2,30	ND 1 2 3 Tot MICH 1 0 0 1
2	1st 09:55	ND	PP Andrew Oglevie/8	Dylan Malmquist/4 Jordan Gross/13	15,25,3,13,26	11,12,33,2	ND 2 0 0 2 MICH 1 0 0 1
3	1st 15:52	MICH	EV Tony Calderone/15	Dexter Dancs/11 Cooper Marody/22	11,20,26,18,4	17,90,20,5,33	ND 2 0 0 2 MICH 1 0 0 1
Shots by Period							
Team 1 2 3 Tot							
ND 11 9 7 27							
MICH 14 8 14 36							
Power Play Goals-Att (Sh)							
Team 1 2 3 Tot							
ND 2-2 (6) 0-1 (3)							
MICH 0-0 (0) 0-0 (0)							
Total 2-2 (6) 0-1 (3)							
Penalties-Minutes by Prd							
Prd 1 2 3 Tot							
ND 1-2 2-4							
MICH 0-0 0-0							
Total 1-2 2-4							
Three stars:							
Referee: CJ Beaurline							
Linesman: Justin Cornell							
Linesman: Joseph Hutek							

##	Notre Dame	Dec	Min	GA	1	2	3	Saves	##	MICHIGAN	Dec	Min	GA	1	2	3	Saves
32	Cale Morris	W	60:00	1	13	8	14	35	30	Hayden Lavigne	L	58:56	2	9	9	7	25
EMPTY NET									EMPTY NET								
1:04									0 0 0 0 0 0								

Prd	Player	Team	Min/Offense	Time	Prd	Player	Team	Min/Offense	Time
1st	James Sanchez	MICH	2.Cth Elbowing	02:45 PP	1st	Dylan Malmquist	ND	2.Slashing	17:05 PP
1st	Adam Winborg	MICH	2.Boarding	08:51 PP					

Win-Cale Morris (16-1-0). Loss-Hayden Lavigne (4-5-2).

Referee's signature

Hockey Game Box Score (Final) Michigan vs #1 Notre Dame (Jan 07, 2018 at Notre Dame, Ind.)

Michigan (8-10-2, 3-6-2-1 B1G) vs. Notre Dame (18-3-1, 12-0-0-0 B1G)
Date: Jan 07, 2018 • Location: Notre Dame, Ind. • Arena: Compton Ice Arena
Attendance: 4896 • Start time: 3:10 PM • End time: 5:29 PM • Total time: 2:19

Prd	Time	Team	Scored by	Assists	Vis. on ice	Home on ice	Goals by Period
1	2	3	4	5	6	7	8
1	2nd 06:10	ND	EV Andrew Oglevie/9	Dylan Malmquist/5 Colin Theisen/11	6,33,90,17,18	15,25,13,5,27	ND 1 2 3 Tot MICH 0 0 1 1
2	2nd 13:51	ND	PP Matt Hellickson/2	Cam Morrison/10 Bobby Nardella/11	11,4,18,74	5,26,27,18,11	ND 2 0 0 2
3	3rd 08:44	MICH	EV Josh Norris/5	Quinn Hughes/10 Jake Slaker/5	9,43,13,12,33	18,26,4,11,20	ND 2 0 0 2
Shots by Period							
Team 1 2 3 Tot							
ND 11 9 7 27							
MICH 14 8 14 36							
Power Play Goals-Att (Sh)							
Team 1 2 3 Tot							
ND 2-2 (6) 0-1 (3)							
MICH 0-0 (0) 0-0 (0)							
Total 2-2 (6) 0-1 (3)							
Penalties-Minutes by Prd							
Prd 1 2 3 Tot							
ND 1-2 2-4							
MICH 0-0 0-0							
Total 1-2 2-4							
Three stars:							
Referee: CJ Beaurline							
Linesman: Justin Cornell							
Linesman: Joseph Hutek							

##	Michigan	Dec	Min	GA	1	2	3	Saves	##	Notre Dame	Dec	Min	GA	1	2	3	Saves
30	Hayden Lavigne	L	58:39	2	15	5	14	34	32	Cale Morris	W	59:50	1	8	15	10	33
EMPTY NET									EMPTY NET								
1:21									0 0 0 0 0 0								

Prd	Player	Team	Min/Offense	Time	Prd	Player	Team	Min/Offense	Time
1st	Tony Calderone	MICH	2.Hooking	06:44 PP	1st	Tony Calderone	MICH	2.Hooking	12:54 PP
1st	Mike O'Leary	ND	2.High Sticking	11:50 PP	2nd	Luke Martin	MICH	2.Slashing	17:35 PP
2nd	Dennis Gilbert	ND	2.Slashing	10:37 PP	3rd	Andrew Peeke	ND	2.Interference	01:08 PP

Win-Cale Morris (17-1-0). Loss-Hayden Lavigne (4-6-2).

Referee's signature

Hockey Game Box Score (Final) #18 Wisconsin vs #1 Notre Dame (Jan 19, 2018 at Notre Dame, Ind.)

Wisconsin (11-12-3, 5-8-2-0 B1G) vs. Notre Dame (19-3-1, 13-0-0-0 B1G)
Date: Jan 19, 2018 • Location: Notre Dame, Ind. • Arena: Compton Family Arena
Attendance: 5630 • Start time: 7:35 PM • End time: 10:05 PM • Total time: 2:30

Prd	Time	Team	Scored by	Assists	Vis. on ice	Home on ice	Goals by Period
1	2	3	4	5	6	7	8
1	1st 07:08	ND	PP Andrew Oglevie/7	Colin Theisen/8	20,21,16,2	15,12,28,21	ND 1 2 3 Tot MICH 1 0 1 2
1	1st 11:51	ND	EV Jake Evans/7	Cam Morrison/7	9,2,13,34,10	18,26,11,20,4	ND 3 0 1 4
1	1st 17:56	UW	EV Trent Frederic/10	PENALTY SHOT			ND 3 0 1 4
1	1st 19:13	ND	EV Andrew Peeke/2	Andrew Oglevie/7	16,24,15,2,10	22,15,25,3,13	ND 3 0 1 4
5	3rd 04:17	UW	EV Tarek Baker	Dylan Malmquist/2	16,22,17,20,2	3,9,13,18,22	ND 3 0 1 4
6	3rd 19:22	ND	EN Dawson Cook/5	Max Zimmer	11,20,26,18,4	17,90,20,5,33	ND 3 0 1 4
Shots by Period							
Team 1 2 3 Tot							
ND 11 13 11 35							
MICH 13 10 6 29							
Power Play Goals-Att (Sh)							
Team 1 2 3 Tot							
ND 0-1 (2) 1-3 (3)							
MICH 0-0 (0) 0-1 (1)							
Total 0-1 (2) 1-3 (3)							
Penalties-Minutes by Prd							
Prd 1 2 3 Tot							
ND 3-6 5-21							
MICH 0-0 0-0							
Total 3-6 5-21							
Three stars:							
Referee: Colin Kronforst							
Referee: David Marcotte							
Linesman: Robert Shintani							
Linesman: Bruce Vida							

##	Wisconsin	Dec	Min	GA	1	2	3	Saves	##	Notre Dame	Dec	Min	GA	1	2	3	Saves
33	Kyle Hayton	L	58:38	3	10	10	5	25	32	Cale Morris	W	60:00	2	10	13	10	33
EMPTY NET									EMPTY NET								
1:22									0 0 0 0 0 0								

Prd	Player	Team	Min/Offense	Time	Prd	Player	Team	Min/Offense	Time
1st	JD Greenway	UW	2.Holding	02:03 PP	2nd	Ryan Wagner	UW	2.Roughing Atw	19:10
1st	Matthew Freytag	UW	2.Cross-Checking	06:29 PP	2nd	Justin Wade	ND	2.Roughing Atw	19:10
1st	Andrew Oglevie	ND	2.Cross-Checking	07:19 PP	2nd	Justin Wade	ND	5.Contact To The Head	19:10
1st	Ryan Wagner	UW	2.Hooking	15:57 PP	2nd	Justin Wade	ND	10.Game Misconduct	19:10
1st	Mike O'Leary	ND	2.Interference	17:56	3rd	Tyler Inamoto	UW	2.Tripping	10:53 PP
2nd	Jason Ford	UW	2.Hooking	01:48 PP	3rd	Peter Tschick	UW	2.Hooking	15:19 PP
2nd	Dennis Gilbert	ND	2.Interference	16:27 PP	3rd	Trent Frederic	UW	2.Cross-Checking	19:55
2nd	Peter Tschick	UW	2.Roughing Atw	19:10	3rd	Mike O'Leary	ND	2.Cross-Checking	19:55
2nd	Cam Morrison	ND	2.Roughing Atw	19:10					

Win-Cale Morris (18-1-0). Loss-Kyle Hayton (8-9-3).

Hockey Game Box Score (Final) #18 Wisconsin vs #1 Notre Dame (Jan 21, 2018 at Chicago)

Wisconsin (12-12-3, 6-8-2-0 B1G) vs. Notre Dame (19-4-1, 13-1-0-0 B1G)
Date: Jan 21, 2018 • Location: Chicago • Arena: United Center
Attendance: 9313 • Start time: 2:10 PM • End time: 4:35 PM • Total time: 2:25

Prd	Time	Team	Scored by			Assists	Vis. on ice	Home on ice	Goals by Period									
1	2	3	4	5	6	7	8	9	10	11	12							
1	1st 15:07	UW	EV	Wyatt Kalynuk/2		Jake Linhart/11 Sean Dhooche/9	2,10,24,16,15	4,18,26,11,6	UW	1	2	3	Tot					
2	2nd 14:05	UW	SH	Trent Frederic/11		-	34,20,14,13	11,15,18,26,27	UW	1	2	2	5					
3	2nd 19:11	UW	PP	Seamus Malone/9		Wyatt Kalynuk/18 Sean Dhooche/10	18,22,17,22	3,4,11,28	ND	0	0	0	0					
4	3rd 19:23	UW	PP	Linus Weissbach/7		Ryan Wagner/13 Cameron Hughes/10	9,13,19,34,2	4,6,15,18	Shots by Period									
5	3rd 19:53	UW	EV	Sean Dhooche/6		Seamus Malone/9	24,18,10,6	5,17,27,28	Team	1	2	3	Tot					
									UW	17	13	16	46					
									ND	16	10	14	40					
TEAM SUMMARY																		
#	Wisconsin	1	2	3	Tot	+/ -	BI	#	Notre Dame	1	2	3	Tot	+/ -	BI	Power Play Goals-Att (Sh)		
2	Wyatt Kalynuk	2	2	2	6	+1	1	3	Jordan Gross	3	0	2	5	0	1	1st	0-1 (2)	0-1 (1)
5	Tyler Inamoto	1	0	1	2	0	2	4	Dennis Gilbert	0	1	0	1	-1	3	2nd	1-3 (7)	0-2 (2)
6	Peter Tschinke	0	0	0	0	+1	0	5	Matt Hellickson	1	0	1	2	-1	2	3rd	1-2 (6)	0-1 (3)
10	Linus Weissbach	0	0	2	2	0	0	6	Tory Dello	0	0	0	0	0	0	Total	2-6 (15)	0-4 (6)
16	Jake Linhart	0	0	0	0	+2	2	9	Dawson Cook	0	2	0	2	0	1	Penalties-Minutes by Prd		
13	Ryan Wagner	3	0	3	6	+1	0	11	Cal Burke	2	1	1	4	-2	0	1st	1-2	2-4
14	JD Greenway	0	0	1	1	+1	0	13	Colin Theisen	1	0	1	2	0	0	2nd	2-4	2-4
15	Matthew Freytag	3	1	1	5	+1	0	15	Andrew Ogilvie	1	1	1	3	-1	1	3rd	4-19	5-21
16	Joakim Baker	0	0	0	0	0	0	17	Patrick Crawford	0	0	0	0	0	0	Total	7-25	9-29
17	Will Johnson	0	1	1	2	0	0	18	Jake Evans	1	1	1	3	-2	0	Three stars:		
18	Seamus Malone	1	3	1	5	+1	0	19	Mike O'Leary	0	0	0	0	0	0	1. Jake Berry		
19	Cameron Hughes	0	1	1	2	0	1	21	Joe Wegerth	0	0	0	0	0	0	2. Wyatt Kalynuk		
20	Joakim Baker	0	0	0	0	0	0	22	Andrew Peske	0	0	0	0	0	0	3. Sean Dhooche		
22	Max Zimmer	1	1	0	2	0	0	25	Dylan Malquist	0	1	1	2	0	0	Officials:		
23	Jason Dhooche	1	1	0	2	0	0	26	Cam Morrison	2	1	1	4	-2	0	Referee:Colin Kronforst		
24	Sean Dhooche	1	1	2	4	+2	0	27	Bobby Nardella	1	0	2	3	-2	1	Referee:David Marcotte		
25	Cullen Hurley	0	0	0	0	0	2	28	Jack Jenkins	1	1	2	4	-1	3	Linesman:Robert Shintani		
34	Trent Frederic	0	0	0	0	+1	1	29	Bo Brauner	0	0	0	0	0	2	Linesman:Bruce Vida		
35	Team	0	0	0	0	0	1	30	TEAM	0	0	0	0	0	2			
33	Kyle Hayton	(31	Dylan St. Cyr	(
30	Johan Blomquist	dnp						33	Nick Sanford	dnp								
Totals			17	13	16	46	+1	9	Totals			16	10	14	40	-14	18	



2017-18 BOX SCORES

#1 Notre Dame vs #13 MINNESOTA (Jan 26, 2018 at Minneapolis, Minn.)

Notre Dame (19-5-1, 13-2-0-0 B1G) vs. MINNESOTA (16-12-1, 7-9-1-1 B1G)
Date: Jan 26, 2018 • Location: Minneapolis, Minn. • Arena: 3M Arena at Mariucci
Attendance: 8501 • Start time: 7:02 pm • End time: 9:20 pm • Total time: 2:18

Prd	Time	Team	Scored by	Assists	Vis. on ice	Home on ice
1.	OT 03:35	MINN	EV Mittelstadt, Casey/8	Pitlick, Rem/13 Nanne, Tyler/6	4:13,20,26	21:52,7,20

TEAM SUMMARY

#	Notre Dame	G	A	PI	Sh	+/-	BI	#	MINNESOTA	G	A	PI	Sh	+/-	BI
3	Jordan Gross	0	0	4	3	0	1	2	Sadek, Jack	0	0	0	1	0	0
4	Dennis Gilbert	0	0	2	0	-1	2	3	Glover, Jack	0	0	0	2	0	0
5	Matt Hellickson	0	0	0	0	0	1	4	Johnson, Steve	0	0	2	2	0	0
6	Tory Dello	0	0	0	1	0	1	5	Lindgren, Ryan	0	0	0	3	0	1
9	Dawson Cook	0	0	0	1	0	2	6	Phillips, Clayton	0	0	1	0	0	0
11	Cal Burke	0	0	0	2	0	0	7	McManus, Brann	0	0	2	2	+1	0
13	Colin Theisen	0	0	0	3	-1	0	9	Szatmala, Mike	0	0	0	1	0	0
15	Andrew Oglevie	0	0	0	3	0	0	10	Gates, Brent	0	0	0	1	0	0
18	Jack Evans	0	0	0	5	-1	0	15	Pitlick, Rem	0	1	0	2	+1	0
19	Mike O'Leary	0	0	0	0	0	1	16	Ramsey, Jack	0	0	0	1	0	0
20	Justin Wade	0	0	0	1	-1	1	17	Novak, Tommy	0	0	0	3	0	0
21	Joe Wegwerth	0	0	0	0	0	0	18	Bristedt, Leon	0	0	0	3	0	0
22	Andrew Peeke	0	0	0	1	0	0	19	Reedy, Scott	0	0	0	0	0	0
25	Dylan Malmquist	0	0	0	0	0	0	20	Zuhlsdorf, Ryan	0	0	0	2	+1	2
26	Cam Morrison	0	0	0	2	-1	0	21	Mittelstadt, Casey	1	0	0	4	+1	0
27	Bobby Nardella	0	0	0	2	0	1	22	Sheehy, Tyler	0	0	2	5	0	0
28	Jack Jenkins	0	0	0	0	0	0	26	Romanko, Daria	0	0	0	0	0	0
29	Bo Brauer	0	0	0	1	0	0	29	Nanne, Tyler	0	1	0	1	+1	0
1	Dylan St. Cyr	dnp						1	Kautz, Brock	dnp					
33	Nick Sanford							37	Schierhorn, Eric						
Totals		0	0	6	25	-5	10	Totals		1	2	6	34	+5	3

Shots by Period					
Team	1	2	3	OT	Tot
ND	4	9	8	4	25

MINN	9	13	9	3	34
------	---	----	---	---	----

Power Play Goals-Att (Sh)					
Prd	ND	MTNN			

1st	0-1 (0)	0-2 (4)
2nd	0-1 (3)	0-1 (2)
3rd	0-1 (2)	0-0 (0)
OT	0-0 (0)	0-0 (0)
Total	0-3 (5)	0-3 (6)

Penalties-Minutes by Prd		
Prd	ND	MINN
1st	2-4	1-2
2nd	1-2	1-2
3rd	0-0	1-2
OT	0-0	0-0
Total	3-6	3-6

Three stars:
1. Mittelstadt, Casey
2. Cale Morris
3. Robson, Mat
Officials:
Referee: Stephen McInchak
Referee: Brett Sheva
Linesman: Sam Shikowsky
Linesman: Nick Bradshaw

#	Notre Dame	Dec	Min	GA	1	2	3	OT	Saves	#	MINNESOTA	Dec	Min	GA	1	2	3	OT	Saves
32	Cale Morris	OTL	63:24	1	9	13	9	2	33	40	Robson, Mat	W	63:05	0	4	9	8	4	25
	EMPTY NET	0:11	0	0	0	0	0	0			EMPTY NET	0:30	0	0	0	0	0	0	

PENALTY SUMMARY

Prd	Player	Team	MinOffense	Time	Prd	Player	Team	MinOffense	Time
1st	Dennis Gilbert	ND	2.Hooking	01:30 PP	2nd	Sheehy, Tyler	MINN	2.Interference	00:34 PP
1st	Johnson, Steve	MINN	2.Holding	08:02 PP	2nd	Jordan Gross	ND	2.Hooking	07:43 PP
1st	Jordan Gross	ND	2.Cross-Checking	17:04 PP	3rd	McManus, Brannon	MINN	2.Tripping	17:11 PP

Win-Robson, Mat (4-1-0). Loss-Cale Morris (18-3-0).
Minnesota timeout at 11:45 (3rd Period)
Notre Dame timeout at 17:11 (3rd Period)

Referee's signature



#2 Notre Dame vs #17 Penn State (Feb 02, 2018 at University Park, Pa.)



Notre Dame (21-5-1, 15-2-0-0 B1G) vs. Penn State (13-12-4, 6-9-4-2 B1G)
Date: Feb 02, 2018 • Location: University Park, Pa. • Arena: Pegula Ice Arena
Attendance: 6229 • Start time: 6:33 PM • End time: 8:58 PM • Total time: 2:25

Prd	Time	Team	Scored by	Assists	Vis. on ice	Home on ice
1.	1st 07:31	PSU	EV Marsh, Alec/2	Berger, Chase/14 Sturtz, Andrew/21	28:13,18,4,20	28:8,16,2,20

2.	1st 17:18	PSU	EV Berger, Chase/9	Sturtz, Andrew/22	26:23,13,18	8,16,20,28,2
3.	2nd 04:00	ND	EV Andrew Oglevie/11	Dennis Gilbert/5	15:41,22,25	20,22,5,14,27
4.	2nd 06:48	ND	PP Andrew Peeke/3	Cal Burke/6 Dylan Malmquist/7	22:25,21,5,13	10,14,20,2
5.	2nd 09:01	PSU	EV Berger, Chase/10	Joe Wegwerth/4 Hamilton, Trevor/18	9,15,11,27,4	8,11,16,2,5
6.	2nd 17:13	ND	EV Bo Brauer/3	Sturtz, Andrew/23	29:21,5,27,19	8,16,28,4,6
7.	3rd 04:21	ND	EV Bo Brauer/4	Matt Hellickson/7 Bobby Nardella/13	29:27,28,21	9,26,17,4,6
8.	3rd 11:58	ND	EV Dawson Cook/6	Jack Jenkins/6 Bobby Nardella/14	9,19,27,6,28	26,17,2,11,9

TEAM SUMMARY

Notre Dame								Penn State								
#	J	G	A	PI	Sh	+/-	BI	#	H	G	A	PI	Sh	+/-	BI	
3	Jordan Gross	0	0	0	2	-1	0	2	Huitts, Cole	0	0	0	0	0	+1	4
4	Dennis Gilbert	0	1	0	3	-1	4	4	Myllari, Kris	0	0	0	6	-2	2	
5	Matt Hellickson	0	1	0	1	+1	0	5	Kerr, Kevin	0	0	2	0	+1	1	
6	Tory Dello	0	0	0	0	+2	0	6	Gobetz, James	0	0	0	0	0	-2	2
9	Dawson Cook	1	1	0	1	0	1	7	Robinson, James	0	0	0	0	0	0	1
11	Cal Burke	0	1	0	2	0	1	8	Berger, Chase	2	1	0	4	+2	0	
13	Colin Theisen	0	0	0	0	-2	2	9	Limoges, Alex	0	0	5	-2	1	1	
15	Andrew Oglevie	1	0	0	5	0	1	10	Biro, Brandon	0	0	0	5	0	0	
18	Jack Evans	0	0	0	2	-2	2	11	Hamilton, Trevor	0	1	0	1	0	3	
19	Mike O'Leary	0	1	0	2	+2	2	13	Pavlychev, Nikita	0	0	0	6	0	0	
20	Justin Wade	0	0	0	2	-1	2	14	Sucece, Nate	0	0	0	3	-1	1	
21	Joe Wegwerth	0	2	0	3	+2	2	16	Sturtz, Andrew	0	3	0	2	+2	0	
22	Andrew Peeke	1	0	2	3	0	0	17	Barratt, Evan	0	0	0	1	-2	0	
25	Dylan Malmquist	0	1	0	2	+1	2	20	Autio, Erik	0	0	0	3	+1	2	
26	Cam Morrison	0	0	0	2	-2	0	25	Smirnov, Denis	0	0	0	3	-1	0	
27	Bobby Nardella	0	2	0	0	+2	1	26	Folkes, Liam	0	0	0	5	-2	0	
28	Jack Jenkins	0	1	0	5	+2	0	27	Sternschein, Sa	0	0	0	2	-1	0	
29	Bo Brauer	2	0	2	2	+2	0	28	Marsh, Alec	1	0	0	5	+1	2	
1	Dylan St. Cyr	dnp						30	Erichman, Matt	dnp						
33	Nick Sanford	dnp						33	Funkley, Chris	dnp						
Totals		5	10	4	37	+5	20	Totals		3	5	2	51	-5	19	

GOALTENDERS

#	Notre Dame	Dec	Min	GA	1	2	3	OT	Saves	#	Penn State	Dec	Min	GA	1	2	3	OT	Saves
32	Cale Morris	W	60:00	3	21	9	18	48		31	Jones, Peyton	L	57:42	5	16	10	6	32	
											EMPTY NET		2:18	0	0	0	0	0	

PENALTY SUMMARY

Prd	Player	Team	MinOffense	Time	Prd	Player	Team	MinOffense	Time
2nd	Kerr, Kevin	PSU	2.High Sticking	05:25 PP	3rd	Bo Brauer	ND	2.Hooking	07:55 PP
2nd	Andrew Peeke	ND	2.High Sticking	14:27 PP					

Win-Cale Morris (20-3-0). Loss-Jones, Peyton (12-10-3).
Timeout Notre Dame 10:39 of the third

Referee's signature

#1 Notre Dame vs #13 MINNESOTA (Jan 27, 2018 at Minneapolis, Minn.)

Notre Dame (20-5-1, 14-2-0-0) vs. MINNESOTA (16-13-1, 7-10-1-1)
Date: Jan 27, 2018 • Location: Minneapolis, Minn. • Arena: 3M Arena at Mariucci
Attendance: 9890 • Start time: 7:05 pm • End time: 9:26 pm • Total time: 2:21

Prd	Time	Team	Scored by	Assists	Vis. on ice	Home on ice
1.	1st 16:41	ND	PP Jordan Gross/6	Bobby Nardella/12 Andrew Oglevie/11	3:27,15,18,26	4,20,22,26

2.	2nd 09:23	ND	PP Jake Evans/9	Andrew Oglevie/12	18,15,3,26,27	2,5,17,22
3.	2nd 16:12	MINN	EV McManus, Brannon/6	Jordan Gross/14	4,15,20,25,28	7,4,21,3,15
4.	3rd 06:47	ND	EV Dylan Malmquist/5	Mittelstadt, Casey/14	-	25,4,15,20,28
5.	3rd 17:40	ND	PP Dylan Malmquist/6	Jake Evans/22	25,18,15,3,27	3,20,22

TEAM SUMMARY

#	Notre Dame	G	A	PI	Sh	+/-	BI	#	MINNESOTA	G	A	PI	Sh	+/-	BI
3	Jordan Gross	1	1	2	3	0	2	2	Sadek, Jack	0	0	0	2	-1	0
4	Dennis Gilbert	0	0	0	0	0	3	3	Glover, Jack	0	0	0	0	+1	2
5	Matt Hellickson	0	0	0	1	0	0	4	Johnson, Steve	0	1	0	2	+1	1
6	Tory Dello	0	0	2	0	0	0	5	Lindgren, Ryan	0	0	4	0	-1	4
8	Matt Steeves	0	0	0	0	0	0	6	Phillips, Clayton	0	0	0	0	0	0
9	Dawson Cook	0	0	0	1	0	0	7	McManus, Brann	1	0	0	3	0	0
13	Colin Theisen	0	1	0	3	0	0	9	Szatmala, Mike	0	0	0	0	0	1
15	Andrew Oglevie	0	3	2	0	0	0	10	Gates, Brent	0	0	2	2	0	0
18	Jack Evans	1	1	0	4	0	1	15	Pitlick, Rem	0	0	4	1	0	0
19	Mike O'Leary	0	0	0	1	0	0	16	Ramsey, Jack	0	0	0	1	0	0
20	Justin Wade	0	0	0	1	0	1	17	Novak, Tommy	0	0	0	0	0	1
21	Joe Wegwerth	0	0	0	1	0	0	22	Sheehy, Tyler	0	0	0	3	0	1
22	Andrew Peeke	0	0	2	0	0	0	19	Reedy, Scott	0	0	2	0	0	0
25	Dylan Malmquist	2	0	0	6	0	0	20	Zuhlsdorf, Ryan	0	0	0	0	0	3
26	Cam Morrison	0	0	2	2	0	0	21	Mittelstadt, Casey	0	1	0	1	0	0
27	Bobby Nardella	0	1	0	3	0	1	22	Sheehy, Tyler	0	0	0	0	0	1
28	Jack Jenkins	0	0	0	2	0	0	26	Romanko, Daria	0	0	0	0	0	0
29	Bo Brauer	0	0	0	2	0	0	29	Nanne, Tyler	0	0	0	1	0	1
1	Dylan St. Cyr	dnp						34	Lehr, Nick	dnp					
33	Nick Sanford							37	Schierhorn, Eric						
Totals		4	6	10	30	0	8	Totals		1	2	16	17	0	14

GOALTENDERS

# Notre Dame									# MINNESOTA								
	Dec	Min	GA	1	2	3	Saves			Dec	Min	GA	1	2	3	Saves	
32 Cale Morris	W	59:54	1	4	4	8	16	40 Robson, Mat	L	59:21	4	10	4	12	26		
EMPTY NET		0:06	0	0	0	0	0	EMPTY NET		0:39	0	0	0	0	0		

Hockey Game Box Score (Final) #6 Ohio State vs #1 Notre Dame (Feb 09, 2018 at Notre Dame, Ind.)

Ohio State (18-7-4, 11-7-0 B1G) vs. Notre Dame (22-5-2, 16-2-1 B1G)
Date: Feb 09, 2018 • Location: Notre Dame, Ind. • Arena: Compton Family Arena
Attendance: 5291 • Start time: 7:40 PM • End time: 10:09 PM • Total time: 2:29

Prd	Time	Team	Scored by	Assists	Vis. on ice	Home on ice	Goals by Period
1st	12:49	ND	EV Andrew Oglevie/12	Dylan Malmquist/8	3,7,9,15,16	15,25,11,4,20	Team 1 2 3 Tot OSU 0 1 0 1 ND 1 1 0 2
2nd	06:52	OSU	PP Kevin Miller/4	Cal Burke/8 John Witala/8 Gordy Myer/6	19,10,5,15,50	6,15,18,22	
3rd	09:36	ND	EV Jordan Gross/7	Jake Evans/23 Cam Morrison/12	26,10,5,50,17	3,18,26,13,22	

TEAM SUMMARY

#	Ohio State	1	2	3	Tot	+/-	BI	#	Notre Dame	1	2	3	Tot	+/-	BI
3	Sasha Larocque	0	0	0	0	-1	1	3	Jordan Gross	0	2	2	4	+1	1
5	Gordy Myer	1	1	0	2	-1	4	4	Dennis Gilbert	0	0	0	0	+1	3
6	Tommy Parrran	0	0	0	0	0	1	5	Matt Hellickson	1	0	0	1	0	0
2	Wyatt Ege	0	1	1	2	-1	0	6	Tory Dello	0	0	0	0	0	3
12	Tanner Luczynski	3	0	1	4	-1	1	9	Dawson Cook	0	0	0	0	0	0
10	John Witala	1	2	0	3	-1	2	11	Cal Burke	1	0	0	1	+1	0
14	Austin Pooley	0	2	0	2	0	0	13	Colin Theisen	0	0	0	0	+1	1
15	Freddy Gerard	3	0	0	3	-1	0	15	Andrew Oglevie	1	1	0	2	+1	1
16	Matthew Weis	0	2	2	4	-1	1	18	Jake Evans	1	2	3	6	+1	0
17	Sam McCormick	1	0	0	1	-1	0	19	Mike O'Leary	0	1	0	1	0	0
18	Christian Lampasso	0	0	0	0	0	0	20	Justin Wade	0	0	0	0	+1	1
19	Kevin Miller	1	2	2	5	0	0	21	Joe Wegwerth	0	0	0	0	0	0
25	Brendon Kearney	0	0	0	0	0	0	22	Andrew Peeke	2	2	4	8	+1	1
26	Mason Jobst	0	2	1	3	-1	0	25	Dylan Malmquist	0	1	2	3	+1	1
27	Luke Stork	0	0	0	0	0	0	26	Cam Morrison	1	2	1	4	+1	0
40	Ronnie Hein	0	0	1	1	0	0	27	Bobby Nardella	0	0	2	2	0	0
46	Matt Joyaux	0	1	0	1	0	0	28	Jack Jenkins	0	0	1	1	0	2
50	Matt Miller	0	0	3	3	-1	1	29	Bo Brauer	0	0	0	0	0	1
31	Evann Moore	dnp						31	Dylan St. Cyr	dnp					
37	Tommy Nappier	dnp						33	Nick Sanford	dnp					
Totals		10	11	11	32	-10	11	Totals		7	11	11	29	+10	15

GOALTENDERS

#	Ohio State	Dec	Min	GA	1	2	3	Saves	#	Notre Dame	Dec	Min	GA	1	2	3	Saves
30	Sean Romeo	L	57:56	2	6	10	11	27	32	Cale Morris	W	60:00	1	10	10	11	31
	EMPTY NET		2:04	0	0	0	0	0									

PENALTY SUMMARY

Prd	Player	Team	Min/Offense	Time	Prd	Player	Team	Min/Offense	Time
1st	Mason Jobst	OSU	2.Slashing	17:23 PP	3rd	Mason Jobst	OSU	2.Holding	04:41 PP
1st	Jack Jenkins	ND	2.Hooking	19:54 PP	3rd	Andrew Oglevie	ND	2.Slashing	05:28 PP
2nd	Mike O'Leary	ND	2.High Sticking	10:51 PP	3rd	Sasha Larocque	OSU	2.Hooking	06:21 PP
2nd	Matthew Weis	OSU	2.Cross-Checking	13:55 PP	3rd	Jordan Gross	ND	2.Roughing	10:40
2nd	Mason Jobst	OSU	2.Tripping	15:06 PP	3rd	Matt Miller	OSU	2.Interference	10:40
2nd	Andrew Peeke	ND	2.High Sticking	17:49 PP	3rd	Jake Evans	ND	2.Boarding	14:14 PP
3rd	Matt Joyaux	OSU	2.Holding	03:06 PP					

Win-Cale Morris (21-3-1). Loss-Sean Romeo (15-7-4).

Referee's signature

Hockey Game Box Score (Final) #18 Michigan vs #1 Notre Dame (Feb 16, 2018 at Notre Dame, Ind.)

Michigan (15-13-3, 10-10-3-2) vs. Notre Dame (22-7-2, 16-4-1-1)
Date: Feb 16, 2018 • Location: Notre Dame, Ind. • Arena: Compton Family Arena
Attendance: 5593 • Start time: 7:35 pm • End time: 10:00 pm • Total time: 2:25 pm

Prd	Time	Team	Scored by	Assists	Vis. on ice	Home on ice	Goals by Period
1st	12:34	MICH	EV Adam Winborg/2	Quinn Hughes/16 Joseph Ceccoli/13	18,43,6,12,2	4,9,20,28,29	Team 1 2 3 Tot MICH 2 1 1 4 ND 0 2 0 2
2nd	15:40	MICH	EV Dexter Dancs/8	Cooper Marody/24 Sam Piazza/11	90,20,6,17,2	4,13,18,20,26	
3rd	01:27	ND	PP Joe Wegwerth/4	Jake Evans/24 James Sanchez/4	9,18,2,6	21,15,8,3,15	
4th	04:27	MICH	EV Tony Calderone/16	Andrew Oglevie/16 Cooper Marody/25	17,20,61,43,33	4,11,20,26,18	
5th	18:47	ND	PP Bobby Nardella/5	Andrew Oglevie/17 Nick Pastujov/7	9,13,6,2	27,3,15,26,18	
6th	08:08	MICH	EV Michael Pastujov/3	Luke Martin/5	21,91,2,6,8	4,6,15,25,29	

TEAM SUMMARY

#	Michigan	1	2	3	Tot	+/-	BI	#	Notre Dame	1	2	3	Tot	+/-	BI
2	Luke Martin	0	1	0	1	+3	1	3	Jordan Gross	1	4	0	5	0	1
4	Cutter Martin	0	0	0	0	0	1	4	Dennis Gilbert	0	1	1	2	-4	0
6	Sam Piazza	2	1	0	3	+3	0	5	Matt Hellickson	0	0	1	1	0	0
8	Jack Becker	2	0	2	4	+2	1	6	Tory Dello	0	0	0	0	-1	0
9	Josh Norris	3	1	0	4	0	3	8	Matt Steeves	0	0	2	2	0	1
11	Brendan Warren	0	0	0	0	0	1	9	Dawson Cook	0	0	0	0	-1	0
12	Dakota Raabe	2	0	2	4	+2	1	11	Cal Burke	0	0	1	1	-1	0
13	Jake Slaker	0	0	0	0	0	2	13	Colin Theisen	0	0	0	0	0	0
17	Tony Calderone	3	3	0	6	+2	0	15	Andrew Oglevie	0	0	0	0	0	0
18	Adam Winborg	2	1	1	4	+1	1	18	Jake Evans	0	0	4	4	0	1
20	Cooper Marody	1	0	1	2	0	0	20	Justin Wade	0	0	0	0	0	0
21	Michael Pastujov	0	0	1	1	+1	0	21	Joe Wegwerth	0	0	0	0	0	0
23	Joseph Ceccoli	0	0	0	0	+2	2	22	Dylan Malmquist	0	0	2	2	0	0
43	Quinn Hughes	0	3	0	3	+2	2	25	Cam Morrison	0	0	2	2	0	0
61	James Sanchez	0	1	0	1	+1	0	26	Jack Jenkins	0	0	1	1	-1	1
74	Nicholas Boka	0	1	2	3	0	1	27	Bobby Nardella	0	1	1	2	0	0
90	Dexter Dancs	1	3	0	4	+1	1	28	Jack Jenkins	0	0	2	2	-1	0
91	Nick Pastujov	1	0	0	1	+1	0	29	Bo Brauer	0	0	0	0	-1	2
TM	TEAM	0	0	0	0	0	2	TM	TEAM	0	0	0	0	0	1
45	Jack LaFontaine	dnp						31	Dylan St. Cyr	dnp					
Totals		17	15	4	36	+20	21	Totals		6	16	14	36	-20	4

GOALTENDERS

#	Michigan	Dec	Min	GA	1	2	3	Saves	#	Notre Dame	Dec	Min	GA	1	2	3	Saves
30	Hayden Lavigne	W	60:00	2	6	14	14	34	32	Cale Morris	L	57:20	4	15	14	3	32
										EMPTY NET		2:40	0	0	0	0	0

PENALTY SUMMARY

Prd	Player	Team	Min/Offense	Time	Prd	Player	Team	Min/Offense	Time
1st	Brendan Warren	MICH	2.Tripping	17:41 PP	2nd	Luke Martin	MICH	2.Interference	09:45 PP
1st	Andrew Oglevie	ND	2.Hooking	18:04 PP	2nd	Cooper Marody	MICH	2.Hooking	18:39 PP
1st	Jake Slaker	MICH	2.Hooking	00:00 PP	3rd	Josh Norris	MICH	2.Cross-Checking	19:37
2nd	Bo Brauer	ND	2.Hooking	05:30 PP	3rd	Jordan Gross	ND	2.Cross-Checking	19:37
2nd	Nicholas Boka	MICH	2.Hooking	08:20 PP					

Win-Hayden Lavigne (11-9-3). Loss-Cale Morris (21-5-1).

Michigan Timeout at 7:40 2nd period

Notre Dame Timeout at 19:11 3rd period

Referee's signature



Hockey Game Box Score (Final) #2 Notre Dame vs #17 Penn State (Feb 03, 2018 at University Park, Pa.)



Notre Dame (21-5-2, 15-2-1-1 B1G) vs. Penn State (13-12-5, 6-9-5-2 B1G)
Date: Feb 03, 2018 • Location: University Park, Pa. • Arena: Pegula Ice Arena
Attendance: 6221 • Start time: 4:07 PM • End time: 6:40 PM • Total time: 2:33

Prd	Time	Team	Scored by	Assists	Vis. on ice	Home on ice	Goals by Period
1st	06:38	ND	EV Cal Burke/13	Andrew Oglevie/14 Jordan Gross/15	11,15,25,6,27	7,13,23,11,5	Team 1 2 3 Tot OSU 0 1 0 1 ND 1 1 0 2
2nd	08:22	ND	EV Dylan Malmquist/7	Andrew Oglevie/15	25,15,11,4,20	8,16,28,2,19	
3rd	17:49	PSU	EV Sturtz, Andrew/12	Gobetz, James/5 Barratt, Evan/7	6,18,26,27,11	16,6,17,28,4	
4th	02:09	PSU	EV Folkles, Liam/10	Biro, Brandon/20 Sucease, Nate/12	19,28,20,4,29	26,10,14,4,6	

TEAM SUMMARY

#	Notre Dame	G	A	PI	Sh	+/-	BI	#	Penn State	G	A	PI	Sh	+/-	BI
3	Jordan Gross	0	1	0	4	0	0	2	Hults, Cole	0	0	0	1	-1	5
4	Dennis Gilbert	0	0	0	1	0	5	4	Myllari, Kris	0	0	0	4	+2	1
5	Matt Hellickson	0	0	2	0	0	0	5	Kerr, Kevin	0	0	0	4	-1	0
6	Tory Dello	0	0	2	3	0	3	6	Gobetz, James	0	1	4	3	+2	0
9	Dawson Cook	0	0	0	0	0	0	7	Robinson, James	0	0	2	4	-1	2
11	Cal Burke	1	1	0	3	+1	1	8	Berger, Chase	0	0	0	3	-1	3
13	Colin Theisen	0	0	0	1	0	1	9	Limoges, Alex	0	0	0	4	0	0
15	Andrew Oglevie	0	2	0	6	+2	0	10	Biro, Brandon	0	1	0	2	+1	1
18	Jake Evans	0	0	0	2	-1	0	11	Hamilton, Trevor	0	0	0	2	-1	5
19	Mike O'Leary	0	0	0	0	-1	0	13	Pavlychev, Nikita	0	0	0	3	-1	0
20	Justin Wade	0	2	1	0	4	0	14	Sucease, Nate	0	1	0	4	+1	0
21	Joe Wegwerth	0	0	0	1	0	1	16	Sturtz, Andrew	1	0	0	8	0	1
22	Andrew Peeke	0	0	2	2	0	0	17	Barratt, Evan	0	1	0	4	+1	0
25	Dylan Malmquist	1	0	0	2	+2	0	19	Hamilton, Derian	0	0	0	1	-1	0
26	Cam Morrison	0	0	0	2	-1	0	23	Gober, Blake	0	0	0	5	-1	1
27	Bobby Nardella	0	0	0	2	0	0	25	Srinivas, Denis	0	0	0	2	0	0
28	Jack Jenkins	0	0	0	-1	1	1	26	Folkles, Liam	1	0	0	1	+1	1
29	Bo Brauer	0	0	0	0	-1	0	28	Marsh, Alec	0	0	2	2	0	1
31	Dylan St. Cyr	dnp						30	Erlchman, Matt	dnp					
33	Nick Sanford	dnp						33	Funkey, Chris	dnp					
Totals		2	4	6	34	0	16	Totals		2	4	8	57	0	21

GOALTENDERS



2017-18 BOX SCORES

Hockey Game Box Score (Final) Michigan State vs Notre Dame (Feb 23, 2018 at Notre Dame, Ind.)

Michigan State (11-20-2, 5-16-2-1) vs. Notre Dame (23-8-2, 17-5-1-1)
Date: Feb 23, 2018 • Location: Notre Dame, Ind. • Arena: Compton Family Arena
Attendance: 4660 • Start time: 7:35 pm • End time: 9:52 pm • Total time: 2:17

Prd	Time	Team	Scored by	Assists	Vis. on ice	Home on ice	Goals by Period					
1	st	15:32	ND	EV Mike O'Leary/3	Bobby Nardella/16 Jack Jenkins/7	41,11,12,19	19,27,28,5,9	Team	1	2	3	Tot
								MSU	0	1	2	3
								ND	1	5	0	6
2	nd	00:37	ND	SH Jake Evans/10		18,23,17,55	18,4,15,20	Shots by Period				
3	nd	05:52	MSU	EV Osburn, Zach/3	Smith, Jake/3 Esteves, Gianluca/2	2,21,28,18,16	21,28,29,5,27	Team	1	2	3	Tot
4	nd	06:54	ND	EV Andrew Peeke/4	Cal Burke/9	18,71,23,10,13	22,11,15,25,3	MSU	12	13	13	38
5	nd	07:10	ND	EV Cam Morrison/6	Andrew Ogilvie/18	17,57,55,9,2	26,18,13,20,4	ND	11	15	7	33
6	nd	11:22	ND	PP Joe Wegwerth/5	Andrew Ogilvie/19 Bobby Nardella/17	13,12,11,11,18	21,15,27,3,18	Power Play Goals-Att (Sh)				
7	nd	15:47	ND	EV Cam Morrison/7		55,17,9,18,12	26,13,18,4,20	Prd	MSU	ND	Sh	
8	3rd	02:30	MSU	SH Sanford, Brennan/5	Gatt, Carson/14 Miller, Tommy/10	13,18,12,57	15,18,26,3,27	1st	0-0 (0)	0-0 (0)		
					Ghafari, Butrus/1	2,44,19,11,13	4,21,27,28,29	2nd	0-1 (1)	1-1 (2)		
9	3rd	09:44	MSU	EV Osburn, Zach/4				3rd	0-1 (2)	0-2 (0)		

TEAM SUMMARY

#	Michigan State	1	2	3	Tot	+/-	BI	#	Notre Dame	1	2	3	Tot	+/-	BI
2	Osburn, Zach	0	4	2	6	+1	1	3	Jordan Gross	1	1	0	2	0	1
7	Chreck, Damian	1	0	0	1	0	0	4	Dennis Gilbert	1	0	0	1	+2	1
9	Lewandowski, Mi	0	0	1	1	-3	0	5	Matt Hellickson	1	0	0	1	0	0
10	Saliba, Sam	1	1	3	1	0	0	6	Tony Delo	0	0	0	0	0	0
11	Aapo, Tommy	0	0	0	0	0	0	9	Dawson Cook	0	0	1	1	+1	0
12	Miller, Tommy	1	0	0	1	-1	0	11	Cal Burke	0	0	1	1	+1	0
13	Sanford, Brenna	1	0	3	4	0	0	13	Colin Theisen	2	2	1	5	+2	0
16	Stevens, Brody	0	0	0	0	0	0	15	Andrew Ogilvie	2	2	0	4	+1	0
17	Hirose, Taro	1	1	0	2	0	0	18	Andrew Peeke	1	2	1	4	+1	0
18	Gatt, Carson	1	2	0	3	-1	1	19	Mike O'Leary	1	0	1	2	+1	0
19	Keefe, David	0	1	2	0	0	0	20	Justin Wade	0	0	0	0	+3	0
21	Smith, Jake	0	1	1	2	+1	0	21	Joe Wegwerth	0	2	0	2	-2	1
23	Milan, Cody	1	1	0	2	0	0	22	Andrew Peeke	1	2	1	4	+1	0
28	Esteves, Gianluc	1	0	1	2	+1	0	25	Dylan Malmquist	0	0	0	0	+1	0
44	Ghafari, Butrus	1	0	0	1	0	1	26	Cam Morrison	0	3	1	4	+1	0
55	Khodorenko, Pat	0	0	0	0	-3	0	27	Bobby Nardella	0	2	0	2	-2	1
57	Rosburg, Jerad	0	0	0	0	0	0	28	Jack Jenkins	2	0	1	3	-1	0
71	Lambdin, Logan	3	1	1	5	-1	1	29	Bo Brauer	0	0	0	0	-2	0
7	TEAM	0	0	0	0	0	0	1	Dylan St. Cyr	dnp					
41	Wright, Spencer							33	Nick Sanford						
Totals		12	13	13	38	-11	5	Totals		11	15	7	33	+9	5

GOALTENDERS

#	Michigan State	Dec	Min	GA	1	2	3	Saves	#	Notre Dame	Dec	Min	GA	1	2	3	Saves
31	Lethemon, John	L	27:10	4	10	3	0	13	32	Cale Morris	W	60:00	3	12	12	11	35
45	Minney, Ed		32:50	2	0	7	7	14									

PENALTY SUMMARY

Prd	Player	Team	MinOffense	Time	Prd	Player	Team	MinOffense	Time
1st	Matt Hellickson	ND	2.Cross-Checking	19:26 PP	3rd	Lewandowski, Mitch	MSU	2.Embellishment	12:08
2nd	Lewandowski, Mitch	MSU	2.High Sticking	10:29 PP	3rd	Jake Evans	ND	2.Interference	12:08
3rd	Lambdin, Logan	MSU	2.Hooking	01:48 PP	3rd	Dawson Cook	ND	2.Elbowing	18:46 PP
3rd	TEAM	MSU	2.Too Many Players On	04:57 PP					

Win-Cale Morris (22-6-1). Loss-Lethemon, John (11-17-2).

Referee's signature

Hockey Game Box Score (Final) #12 Penn State vs #4 Notre Dame (Mar 10, 2018 at Notre Dame, Ind.)

Penn State (18-14-5) vs. Notre Dame (24-9-2)
Date: Mar 10, 2018 • Location: Notre Dame, Ind. • Arena: Compton Family Arena
Attendance: 4892 • Start time: 5:33 pm • End time: 8:03 pm • Total time: 2:30

Prd	Time	Team	Scored by	Assists	Vis. on ice	Home on ice	Goals by Period
1	st	06:18	ND	EV Jordan Gross/8	Dylan Malmquist/9 Cal Burke/10	6,14,4,26,9 3,25,11,5,22	MSU 2 0 0 2 PSU 2 0 0 1 3
1	st	11:43	PSU	PP Sucese, Nate/14	Biro, Brandon/22	14,10,20,4,26 18,15,20,4	
3	1st	14:03	ND	PP Andrew Peeke/5	Joe Wegwerth/5	16,8,4,6	22,21,5,11,25
4	1st	15:43	PSU	EV Biro, Brandon/9	Sucese, Nate/15	10,25,4,6,8	18,13,3,26,22
5	3rd	19:29	ND	EV Jack Jenkins/3	Auto, Erik/12	Dylan Malmquist/10	28,25,20,15,4
					Andrew Ogilvie/20		

TEAM SUMMARY

#	Penn State	1	2	3	Tot	+/-	BI	#	Notre Dame	1	2	3	Tot	+/-	BI
2	Hults, Cole	0	0	0	0	0	2	3	Jordan Gross	1	2	2	5	0	1
4	Myllari, Kris	0	1	3	4	-1	0	4	Dennis Gilbert	0	0	1	1	+1	6
5	Kerr, Kevin	2	0	2	0	2	2	5	Matt Hellickson	1	0	1	2	0	2
6	Gobetz, James	0	1	1	2	-1	2	6	Tony Delo	0	0	0	0	0	0
7	Robinson, James	0	1	3	4	0	0	9	Dawson Cook	0	2	1	3	0	0
8	Berger, Chase	2	0	1	3	0	1	11	Cal Burke	1	3	1	5	+1	0
9	Limoges, Alex	2	1	0	3	1	1	12	Colin Theisen	0	0	0	1	-1	0
10	Biro, Brandon	2	0	0	2	+1	0	15	Andrew Ogilvie	4	2	3	9	+2	0
11	Hamilton, Trevor	0	1	0	1	0	3	18	Jake Evans	0	2	1	3	0	-1
14	Sucese, Nate	1	1	1	3	0	0	19	Mike O'Leary	0	0	0	0	0	0
16	Sturtz, Andrew	2	3	1	6	-1	0	20	Justin Wade	0	0	2	2	+1	0
17	Barratt, Evan	1	0	0	1	0	0	21	Joe Wegwerth	2	0	0	2	0	0
18	Murray, Brett	1	1	0	2	0	0	22	Andrew Peeke	3	2	1	6	0	4
20	Auto, Erik	3	0	0	3	0	2	25	Dylan Malmquist	0	0	1	1	+2	0
25	Smirnov, Denis	2	2	1	5	+1	0	26	Cam Morrison	2	1	0	3	-1	0
26	Folles, Liam	0	1	1	2	-1	0	27	Bobby Nardella	0	0	0	0	0	0
27	Sternschein, Sam	0	0	1	1	0	0	28	Jack Jenkins	0	0	2	2	+1	0
28	Marsh, Alec	0	0	1	1	-1	0	29	Bo Brauer	2	0	0	2	0	0
30	Erichman, Matt	dnp						1	Dylan St. Cyr	dnp					
33	Kunkley, Chris	dnp						33	Nick Sanford	dnp					
Totals		18	13	14	45	-5	13	Totals		16	14	17	47	+5	16

GOALTENDERS

#	Penn State	Dec	Min	GA	1	2	3	Saves	#	Notre Dame	Dec	Min	GA	1	2	3	Saves
31	Jones, Peyton	L	59:29	3	14	14	16	44	32	Cale Morris	W	60:00	2	16	13	14	43
	EMPTY NET		0:31	0	0	0	0	0									

PENALTY SUMMARY

Prd	Player	Team	MinOffense	Time	Prd	Player	Team	MinOffense	Time
1st	Myllari, Kris	PSU	2.Tripping	08:03 PP	2nd	Tony Delo	ND	2.Elbowing	01:43 PP
1st	Dawson Cook	ND	2.Cross-Checking	10:08 PP	2nd	Autio, Erik	PSU	2.Tripping	07:57 PP
1st	Murray, Brett	PSU	2.Tripping	12:04 PP	2nd	Justin Wade	ND	2.Interference	13:49 PP

Win-Cale Morris (23-7-1). Loss-Jones, Peyton (17-12-4).

Referee's signature

Hockey Game Box Score (Final) Michigan State vs #3 Notre Dame (Feb 24, 2018 at Notre Dame, Ind.)

Michigan State (12-20-2, 6-16-2-1) vs. Notre Dame (23-9-2, 17-6-1-1)
Date: Feb 24, 2018 • Location: Notre Dame, Ind. • Arena: Compton Family Arena
Attendance: 5174 • Start time: 7:10 PM • End time: 9:30 PM • Total time: 2:20

Prd	Time	Team	Scored by	Assists	Vis. on ice	Home on ice	Goals by Period	
1	1st	12:35	ND	EV Colin Thiesen/6	Jake Evans/26	55,9,17,7,18	13,18,4,20,26	Team 1 2 3 Tot
2	1st	17:31	MSU	EV Hirose, Taro/12	Gatt, Carson/15	17,18,55,12	13,18,26,24,27	ND 1 1 1 3
3	2nd	02:44	ND	PP Jake Evans/11	Jordan Gross/17	11,18,13,12	18,3,26,27,15	
					Cam Morrison/13			
4	2nd	13:14	MSU	EV Lewandowski, Mitch/18	Rosburg, Jerad/9	9,57,55,17,44	4,20,19,26,28	
5	3rd	00:42	ND	SH Dennis Gilbert/4	Jack Jenkins/8	23,17,21,55	4,28,18,3	
6	3rd	03:20	MSU	EV Lewandowski, Mitch/19	Rosburg, Jerad/10	9,57,17,2,55	11,15,25,4,20	
7	3rd	08:50	MSU	EV Rosburg, Jerad/1	Hirose, Taro/27	Khodorenko, Patr/18	57,55,17,2,9	
							4,20,13,18,26	

Shots by Period
Team 1 2 3 Tot
MSU 6
ND 8
11
26

Power Play Goals-Att (Sh)

TEAM SUMMARY

#	Michigan State	1	2	3	Tot	+/-	BI	#	Notre Dame	1	2	3	Tot	+/-	BI
2	Osburn, Zach	0	2	2	4	+2	3	3	Jordan Gross	1	1	0	2	+1	0
7	Chreck, Damian	0	0	0	0	-1	0	4	Dennis Gilbert	0	0	1	1	-1	2
9	Lewandowski, Mi	0	1	2	3	+2	1	5	Matt Hellickson	1	0	0	1	0	0
10	Saliba, Sam	0	2	0	2	0	0	9	Dawson Cook	0	0	0	0	0	0
11	Aapo, Tommy	0	2	0	2	0	1	11	Cal Burke	0	0	1	1	-1	0
12	Miller, Tommy	0	1	1	2	+1	2	13	Colin Theisen	1	1	0	2	-1	0
13	Sanford, Brenna	0	2	0	2	0	0	15	Andrew Ogilvie	0	1	3	4	-1	0
16	Stevens, Brody	0	0	0	0	0	0	18	Jake Evans	2	2	0	4	0	0
17	Hirose, Taro	2	1	0	3	+2	0	19	Mike O'Leary	0	0	1	1	-1	2
18	Gatt, Carson	0	0	1	1	0	6	20	Justin Wade	0	0	1	1	-2	1
19	Keefe, David	1	1	0	2	0	0	21	Joe Wegwerth	0	0	0	0	0	0
21	Smith, Jake	1	0	1	2	-1	0	22	Andrew Peeke	0	0	0	0	0	1
23	Milan, Cody	0	1	1	2	-1	0	24	Luke Ripley	0	1	0	1	-1	0
28	Esteves, Gianluc	0	0	0	0	0	0	25	Dylan Malmquist	1	0	0	1	-1	0
44	Ghafari, Butrus	0	0	1	1	+1	2	26	Cam Morrison	0	1	1	2	-2	1
55	Khodorenko, Pat	1	2	0	3	+2	0	27	Bobby Nardella	1	0	0	1	-1	2
57	Rosburg, Jerad	1	2	2	5	+3	4	28	Jack Jenkins	0	1	2	3	0	1
71	Lambdin, Logan	0	0	2	2	0	1	29	Bo Brauer	0	0	1	1	-1	0
7	TEAM	0	0	0	0	0	1	1	TEAM	0	0	0	0	0	2
41	Wright, Spencer							1	Dylan St. Cyr	dnp					
45	Minney, Ed	dnp						33	Nick Sanford	dnp					
Totals		6	18	12	36	+1	21	Totals		7	8	11	26	-11	13

GOALTENDERS

#	Michigan State	Dec	Min	GA	1	2	3	Saves	#	Notre Dame	Dec	Min	GA	1	2</
---	----------------	-----	-----	----	---	---	---	-------	---	------------	-----	-----	----	---	-----



2017-18 BOX SCORES

Hockey Game Box Score (Final) #4 Michigan Tech vs #1 Notre Dame (Mar 23, 2018 at Bridgeport, CT)

Michigan Tech (22-17-5) vs. Notre Dame (26-9-2)
Date: Mar 23, 2018 • Location: Bridgeport, CT • Arena: Webster Bank Arena
Attendance: • Start time: 3:03 pm • End time: 6:19 pm • Total time: 3:16

Prd Time		Team	Scored by	Assists	Vis. on ice	Home on ice	Goals by Period												
1	2	3	Ot	Tot	+	-	1	2	3	Ot	Tot								
1	2nd 01:13	MTU	EV Joel L'Esperance/12	Seamus Donohue/12 Jake Lucchini/22	12,12,15,27,14	22,19,13,9,3	MTU	0	1	2	0	3							
2	2nd 03:40	ND	EV Dylan Malmquist/8	Andrew Oglevie/21	15,14,11,5,2	25,15,28,20,4	ND	0	2	1	1	4							
3	2nd 07:04	ND	EV Joe Wegwerth/6	Colin Theisen/13	23,16,2,5,13	21,13,19,3,6													
4	3rd 00:56	MTU	EV Gavin Gould/14	Mike O'Leary/6	14,15,2,11,5	26,20,18,11,4													
5	3rd 06:19	ND	PP Jordan Gross/9	Seamus Donohue/13 Bobby Nardella/19	28,12,11,6	3,27,15,18,26													
6	3rd 18:54	MTU	EX Jake Jackson/13	Dylan Steman/12	10,8,28,12,18,4	28,22,21,15,3													
7	Ot 16:24	ND	EV Jordan Gross/10	Brent Baltus/12 Jake Evans/30 Jack Jenkins/9	27,20,15,12,14	3,18,28,26,20													
TEAM SUMMARY																			
#	Michigan Tech	1	2	3	Ot	Tot	+	-	BI	#	Notre Dame	1	2	3	Ot	Tot	+	-	BI
2	Seamus Donohue	1	0	2	0	3	0	1	3	3	Jordan Gross	1	0	2	2	5	0	2	2
4	Dane Birks	0	1	0	0	1	+1	0	1	4	Dennis Gilbert	1	0	0	0	1	0	4	4
5	Mitch Reinke	0	0	0	0	-1	-1	5	Matt Hellickson	0	0	0	1	1	0	1	0	1	1
6	Cooper Watson	0	0	0	1	1	0	0	6	Tory Dello	0	0	0	0	0	+1	1	0	1
8	Dylan Steman	1	3	0	0	4	+1	0	8	Matt Steeves	0	1	0	1	2	0	0	0	0
10	Jake Jackson	0	0	2	0	2	+1	1	9	Dawson Cook	0	0	0	0	0	-1	0	0	0
11	Joel L'Esperance	0	3	2	1	6	+1	2	11	Cal Burke	1	0	2	1	4	-1	0	0	0
12	Mark Auk	0	0	0	0	0	0	0	13	Colin Theisen	0	0	0	0	0	0	0	1	0
13	Thomas Beretta	1	0	0	0	1	-1	0	15	Andrew Oglevie	0	0	1	1	2	0	1	0	0
14	Gavin Gould	1	2	1	5	0	0	1	18	Jake Evans	2	0	0	0	2	0	0	0	0
15	Jake Lucchini	0	2	1	1	4	0	0	25	Dylan Malmquist	0	0	0	0	0	1	1	0	0
16	Mason Blacklock	0	0	0	0	-1	-1	20	Justin Wade	1	1	0	0	2	+1	2	3	2	3
17	Justin Misiak	0	0	0	0	0	0	1	21	Joe Wegwerth	0	1	0	1	2	0	1	0	1
18	Greyson Reitmeyer	0	1	0	2	+1	1	1	22	Andrew Peeke	0	0	2	1	3	-2	4	0	2
20	Alex Smith	0	0	0	0	-1	-1	0	25	Dylan Malmquist	0	2	0	0	2	+1	1	0	0
23	Raymond Brice	0	1	0	0	1	-1	1	26	Cam Morrison	0	1	1	1	3	0	0	0	0
27	Mitch Meek	0	3	1	0	4	0	0	27	Bobby Nardella	0	0	1	0	1	0	0	0	0
28	Brent Baltus	0	2	3	0	5	+1	0	28	Jack Jenkins	1	0	1	0	2	+1	1	0	1
31	Devin Kero	dnp							1	Dylan St. Cyr	dnp								
35	Robbie Beydoun	dnp							33	Nick Sanford	dnp								
Totals			4	17	14	4	39	+1	10	Totals			7	6	10	9	32	0	20

GOALTENDERS																				
# Michigan Tech										# Notre Dame										
	Dec	Min	GA	1	2	3	OT	Saves		Dec	Min	GA	1	2	3	OT	Saves			
30	Patrick Munson	OTL	76:13	4	7	4	9	8	28	32	Cale Morris	W	76:24	3	4	16	12	4	36	
	EMPTY NET		0:11	0	0	0	0	0	0											

PENALTY SUMMARY											
Prd	Player	Team	Min	Offense	Time	Prd	Player	Team	Min	Offense	Time
2nd	Cal Burke	ND	2	Interference	08:35 PP	3rd	Mitch Reinke	MTU	2	Cross-Checking	05:16 PP
3rd	Mitch Meek	MTU	2	Holding	02:32 PP						

Win-Cale Morris (25-7-1 Overall). Loss-Patrick Munson (10-8-3 Overall).
NCAA East Regional at Bridgeport, CT
Notre Dame advances to East Regional Final
Notre Dame timeout with 15:23 left in OT1.

Referee's signature



Hockey Game Box Score (Final) #10 Michigan vs #2 Notre Dame (Apr. 5, 2018 at St. Paul, Minn.)



Michigan (22-15-3 (11-10-3)) vs. Notre Dame (28-9-2 (17-6-1))
Date: Apr. 5, 2018 • Location: St. Paul, Minn. • Arena: Xcel Energy Center
Attendance: 18026 • Start time: 8:46 PM • End time: 11:18 PM • Total time: 2:32

Prd		Time		Team	Scored by	Assists	Vis. on ice	Home on ice	Goals by Period								
1	2	3	Ot	Tot	+	-	1	2	3	Ot	Tot	1	2	3	Ot	Tot	
1	1st 08:19	MICH	EV	Tony Calderone/25	Dexter Dancs/16	17,74,50,18,5	13,26,20,4,18	MICH	1	1	1	3					
2	2nd 00:17	MICH	EV	Dexter Dancs/12	Cooper Marody/35	90,33,20,17,43	20,13,18,26,4	ND	0	2	2	4					
3	2nd 02:41	ND	PP	Andrew Oglevie/14	Tony Calderone/20	13,6,9,2	15,18,26,3,27										
4	2nd 06:20	ND	EV	Jake Evans/12	Joseph Ceconi/27	9,6,74,13	18,3,22,26										
5	3rd 01:35	ND	EV	Cal Burke/14	Jake Evans/32	2,13,9,11,6	11,26,15,22,3										
6	3rd 14:38	MICH	EV	Michael Pastujov/5	Jack Becker/7	21,8,91,33,43	13,3,26,18,22										
7	3rd 19:54	ND	EV	Jake Evans/13	Nick Pastujov/11	90,33,17,20,43	18,26,20,3,28										
					Cam Morrison/14												
					Jack Jenkins/10												
TEAM SUMMARY																	
#	Michigan	1	2	3	Ot	Tot	+/-	BI	#	Notre Dame	1	2	3	Ot	Tot	+/-	BI
2	Luke Martin	0	1	0	1	-1	-1	3	Jordan Gross	2	3	1	6	+2	4	4	0
5	Griffin Luce	0	0	0	0	+1	1	4	Dennis Gilbert	0	0	0	0	-2	1	1	0
6	Sam Piazza	0	0	0	0	-2	-4	5	Matt Hellickson	1	1	0	2	0	2	1	0
8	Jack Becker	1	0	1	2	+1	0	6	Tory Dello	1	0	0	1	0	0	0	0
9	Josh Norris	0	1	2	3	-2	-2	9	Dawson Cook	0	0	0	0	0	0	0	0
11	Brendan Warren	0	0	0	0	-1	-1	11	Cal Burke	1	0	1	2	+1	0	0	0
12	Dakota Raabe	0	0	0	0	0	0	13	Colin Theisen	2	0	0	2	-3	0	0	0
13	Jake Slaker	0	0	1	1	-2	-0	15	Andrew Oglevie	0	2	0	2	+1	1	1	0
17	Tony Calderone	2	1	1	4	+1	0	18	Jake Evans	0	1	1	2	-1	0	0	0
18	Adam Winborg	0	0	0	0	+1	1	19	Mike O'Leary	0	0	0	0	0	0	0	0
20	Cooper Marody	1	0	1	2	0	0	20	Justin Wade	0	2	0	2	-1	1	1	0
21	Michael Pastujov	2	0	3	5	+1	1	21	Joe Wegwerth	1	0	0	1	0	1	0	0
22	Niko Porikos	0	0	0	0	0	0	22	Andrew Peeke	0	0	0	0	+1	1	1	0
33	Joseph Ceconi	2	0	1	3	+1	2	25	Dylan Malmquist	0	1	0	1	+1	0	0	0
43	Quinn Hughes	1	0	0	1	+1	2	26	Cam Morrison	0	3	1	4	-1	0	0	0
74	Nicholas Boka	0	1	0	1	0	0	27	Bobby Nardella	0	1	1	2	0	3	0	0
90	Dexter Dancs	1	1	0	2	+1	0	28	Jack Jenkins	1	0	0	1	+1	0	0	0
91	Nick Pastujov	0	2	1	3	+1	0	29	Bo Bruwer	0	1	0	1	0	2	0	0
31	Chad Catt	dnp						1	Dylan St. Cyr	dnp							
45	Jack LaFontaine	dnp						33	Nick Sanford	dnp							
Totals		10	7	11	28	+1	14		Totals		9	15	5	29	-1	16	

GOALTENDERS																		
# Michigan									# Notre Dame									
	Dec	Min	GA	1	2	3	Saves			Dec	Min	GA	1	2	3	Saves		
30 Hayden Lavigne	L	59:54	4	9	13	3	25		32 Cale Morris	W	60:00	3	9	6	10	25		
EMPTY NET		0:06	0	0	0	0	0											

PENALTY SUMMARY											
Prd	Player	Team	Min	Offense	Time	Prd	Player	Team	Min	Offense	Time
1st	Cooper Marody	MICH	2	Hooking	00:34 PP	2nd	Dawson Cook	ND	2	Hooking	10:02 PP
2nd	Joseph Ceconi	MICH	2	Holding	02:32 PP	2nd	Andrew Peeke	ND	2	Cross-Checking	15:12 PP
2nd	Quinn Hughes	MICH	2	Roughing	04:28	3rd	Jack Jenkins	ND	2	Hooking	08:15 PP
2nd	Colin Theisen	ND	2	Roughing	04:28						

Win-Cale Morris (27-7-1). Loss-Hayden Lavigne (18-11-3).

Referee's signature

Hockey Game Box Score (Final) #2 Providence College vs #1 Notre Dame (Mar 24, 2018 at Bridgeport, CT)

Providence College (24-12-4) vs. Notre Dame (27-9-2)
Date: Mar 24, 2018 • Location: Bridgeport, CT • Arena: Webster Bank Arena
Attendance: 5505 • Start time: 6:02 pm • End time: 8:31 pm • Total time: 2:29

Prd Time		Team	Scored by	Assists	Vis. on ice	Home on ice	Goals by Period		
1	2	3	Ot	Tot	+	-	1	2	3 Tot
1st	02:02	PC	EV Bjorkqvist, Kasper/16	Davis, Tommy/10	20,5,2,17,19	21,19,8,6,5	PC	1	0 0 1
2nd	18:09	ND	PP Andrew Oglevie/13	Jake Evans/31	21,15,11,4	15,18,3,27,26	ND	0	1 1 2
3rd	19:33	ND	EV Dylan Malmquist/9	Jordan Gross/7	21,20,15,5,26	25,11,15,4,20			
				Cal Burke/12					
				Andrew Oglevie/23					
TEAM SUMMARY									
#	Providence College	1	2	3	Ot	Tot	+	-	BI
2	Desharnais, Vinc	0	2	0	2	+1 1	3	Jordan Gross	1 0 0 1 0 2
4	Mirageas, Ben	1	0	0	1	0 4	4	Dennis Gilbert	2 0 0 2 +1 5
5	Davis, Tommy	0	0	0	0	0 0	5	Matt Hellickson	1 0 0 1 -1 2
8	Fain, Scott	0	0	0	0	0 0	6	Tony DeMarco	1 0 0 2 -1 1
10	Duhaime, Brand	0	0	0	0	0 0	10	Matt Steeves	0 0 0 0 -1 0
10	Conway, Ryan	0	2	1	3	0 0	9	Dawson Cook	0 0 0 0 0 0
11	Printz, Greg	0	0	0	0	0 0	11	Cal Burke	1 1 1 3 +1 0
12	Foley, Erik	0	1	0	1	0 0	12	Colin Theisen	0 1 0 1 0 0
13	Burns, Chris	0	0	0	0	0 0	13	Andrew Oglevie	0 3 0 4 -1 0
15	Wilkins, Josh	0	0	1	1	-1 0	18	Jake Evans	0 4 1 5 0 1
17	Kavanagh, Shan	0	0	0	0	+1 0	19	Mike O'Leary	0 0 0 0 -1 0
18	Bryson, Jacob	0	0	2	2	0 3	20	Justin Wade	0 0 0 0 +1 1
19	Heintz, Jason	0	0	1	1	+1 0	21	Joe Wescroft	0 0 0 0 -1 1
20	Bjorkqvist, Kasp	1	0	0	0	0 0	22	Andrew Peeke	0 0 0 0 0 2
21	Young, Spenser	1	0	1	2	-1 3	25	Dylan Malmquist	0 0 1 1 +1 1
22	Sukumaran, Virn	0	0	0	0	0 0	26	Cam Morrison	1 0 0 1 0 0
23	Heintz, Jason	0	0	1	1	-1 0	27	Roby Nardella	0 0 0 0 0 0
29	Conger, Bailey	0	0	0	0	0 0	28	Jack Jenkins	1 0 0 1 0 0
1	Team	0	0	0	0	0 0	1	Dylan St. Cyr	dnp
1	Beaton, Jake	dnp					33	Nick Sanford	i
3	Molitor-Hill, Gabe	5	7	8	20	0 13	Totals	10	11 4 25 0 19
Penalty Play Goals-Add (Sh) Prd									
1st	0	1	2	3	Ot	Tot	+	-	ND
1st	0	0	0	1	0	1	0	0	0
2nd	0	0	0	0	0	0	0	0	0
3rd	0	0	0	0	0	0	0	0	0
Tot	0	0	0	1	0	1	0	0	0
Penalties-Minutes by Prd									
1st	PC	ND							
1st	2	4							
2nd	1	0							
3rd	1	0							
Tot	4	4							
Three stars:									
1. Dylan Malmquist									
2. Hawkey, Hayden									
3. Gabe Morris									
Officials:									
Referee: Geno Binda									
Referee: Nick Krebsbach									

2004 NCAA TOURNAMENT

MIDWEST REGIONAL

March 27, 2004 — Grand Rapids, Mich.

	1	2	3	F
#13 Notre Dame (20-15-4)	2	0	0	2
#3 Minnesota (27-13-3)	0	3	2	5

The Notre Dame hockey team made its first-ever NCAA Championship appearance at Van Andel Championship Arena in Grand Rapids, Mich. The opponent was the two-time defending national champion and third-ranked Minnesota Golden Gophers.

The Irish jumped out to a 2-0 first-period lead on goals by Cory McLean and Aaron Gill only to see the Gophers score five unanswered goals on the way to a 5-2 win over Notre Dame.

Sophomore All-American Thomas Vanek led Minnesota's comeback with two goals and an assist. Matt Koalska, Danny Irmén (ppg) and Troy Riddle also scored for the Gophers.

The Irish got on the scoreboard just 54 seconds into the contest as McLean teamed with Gill on a two on one to beat Minnesota goaltender Kellen Briggs for McLean's 10th goal of the year.

Notre Dame took advantage of a Minnesota penalty late in the first period and made it 2-0 at 19:18 on the power play. Rob Globke and Mike Walsh set up Gill's team-high ninth power-play goal of the year on a redirection past Briggs for Gill's 17th of the year.

Koalska cut the lead in half to open the middle stanza with a goal just 26 seconds into the period.

The powerful Gopher offense would even the score at 9:13 when Irmén steered a bouncing puck past Morgan Cey for a power-play tally to make it 2-2.

Vanek put the Gophers ahead to stay 3-2 at 16:24 when he poked a loose puck past Cey for his first goal of the game.

The talented Vanek sealed the win at 11:52 of the final period when he beat Cey on a wrap-around goal to make it 4-2.

Riddle closed out the scoring for Minnesota with an empty-net goal at 19:24 to end Notre Dame's season.

Cey equaled a season high with 40 saves. Briggs made 20 saves in the Minnesota goal.

SCORING

1st: ND: Cory McLean 10 (Aaron Gill, Mike Walsh), 00:54; ND: A. Gill 17 (M. Walsh, Rob Globke), PPG, 19:18. 2nd: UM: Matt Koalska 13 (Thomas Vanek, Chris Harrington), 00:26; UM: Danny Irmén 14 (Harrington, Gino Guyer), PPG, 9:18; UM: Vanek 25 (unassisted), 16:24. 3rd: UM: Vanek 26 (Koalska, Keith Ballard), 11:52; UM: Troy Riddle 24 (unassisted), ENG, 19:24.

GOALTENDER SAVES

Goalie	Time	1	2	3	F
ND Morgan Cey	59:01	13	18	9	40
UM Kellen Briggs	60:00	6	7	7	20

POWER PLAYS

ND: 1 for 5; UM: 1 for 5

PENALTIES

ND: 8 for 16 min.; UM: 8 for 16 min.

ATTENDANCE

5,325

2007 NCAA TOURNAMENT

MIDWEST REGIONAL

March 23, 2007 — Grand Rapids, Mich.

	1	2	3	OT	2OT	F
Alabama - Huntsville (13-20-3)	0	2	0	0	0	2
#3 Notre Dame (32-6-3)	2	0	0	0	1	3

For over 94 minutes, Notre Dame and Alabama-Huntsville battled tooth and nail, looking for that one scoring chance to end the contest.

This time the luck of the Irish was in full force as freshman Ryan Thang drilled a shot from the left wing circle that beat Charger goaltender Marc Narduzzi to give Notre Dame the 3-2 win in the longest game in Irish hockey history.

The win also was the first NCAA Tournament victory in Irish hockey history and advanced Notre Dame to the Midwest Regional finals to face Michigan State.

Notre Dame got off to a fast start, scoring a pair of goals in the first five minutes of the game as senior left wing Josh Sciba scored just 3:18 into the game.

Thang followed with his first goal of the night at 4:26 when he took a feed from Erik Condra and ripped a low shot that beat Blake MacNicol, giving the Irish a 2-0 lead. The goal sent MacNicol to the UAH bench in favor of Marc Narduzzi.

Alabama got back in the game at 10:20 of the second period as Dominick Rozman's shot deflected off an Irish defenseman past David Brown to cut the Notre Dame lead to 2-1.

The Chargers would get the equalizer at 16:06 when Cale Tanaka fired a shot from the slot that beat Brown to the upper corner.

From there the goaltenders took over. Brown would finish with 28 saves in the game while Narduzzi made 49 saves, giving up just one goal.

The Irish got the game winner via the power play. Defensemen Brett Blatchford and Kyle Lawson played catch at the point until Lawson slid a pass to the left wing boards where Thang took the puck and whipped a shot over Narduzzi's blocker for the game winner.

Thang's goal was his 20th of the season and set off a wild celebration on the ice as the Irish had their first NCAA Championship win and lived to play another day.

SCORING

1st: ND: Josh Sciba 8 (unassisted), 3:18; ND: Ryan Thang 19 (Erik Condra), 4:26. 2nd: UAH: Dominick Rozman 6 (Josh Murray), 10:20; UAH: Cale Tanaka 2 (Tom Train), 16:06. 3rd: No Scoring. 1st OT: No Scoring. 2nd OT: ND: Thang 20 (Kyle Lawson, Brett Blatchford), PPG, 15:18.

GOALTENDER SAVES:

Goalie	Time	1	2	3	OT	2OT	F
UAH Black MacNicol	4:26	1	-	-	-	-	1
Marc Narduzzi	90:16	9	13	11	8	8	49
ND David Brown	94:42	7	3	3	12	3	28

POWER PLAYS

UAH: 0 for 2; ND: 1 for 6

PENALTIES

UAH: 6 for 12 min.; ND: 2 for 4 min.

ATTENDANCE

5,201

MIDWEST REGIONAL FINAL

March 24, 2007 — Grand Rapids, Mich.

		1	2	3	F
#10	Michigan State (24-13-3)	0	1	1	2
#1	Notre Dame (32-7-3)	0	0	1	1

The Notre Dame 2006-07 hockey season will go down as the one of the best in the program's history as the Irish set record after record on the way to a 32-7-3 final tally. The ride came to an end though as CCHA foe Michigan State handed the Irish a 2-1 loss in the NCAA Midwest Regional championship game.

Chris Mueller and Tim Kennedy scored power-play goals for the Spartans while junior Evan Rankin scored Notre Dame's lone goal in the loss.

The regional championship got off to a slow start as the two teams tried to get a read on each other. The game would remain scoreless after one period of play.

Michigan State finally broke through at 6:04 of the second period as Mueller stuffed a rebound on the power play past David Brown for a 1-0 lead.

The lead would go to 2-0 on another power-play chance at 5:59 of the third period.

Working the puck behind the net, Kennedy walked in front and tucked the puck between Brown's pads for his 17th goal of the year.

Notre Dame finally broke through on Michigan State goaltender Jeff Lerg at 14:52. Defenseman Brett Blatchford fired a shot on goal that went off of Rankin and past Lerg, cutting the lead to 2-1. For Rankin, the goal was his fourth of the season.

The Irish would get several chances in the waning moments as Brown was pulled for the final 1:15 of the game in favor of a sixth attacker, but Notre Dame could not score.

Defenseman Wes O'Neill and forward Ryan Thang were selected to the all-regional team from Notre Dame. They were joined by Michigan State forwards Tim Kennedy and Chris Mueller, defenseman Tyler Howells and goaltender Jeff Lerg. Lerg was ther regional most valuable player.

SCORING

1st: No Scoring. 2nd: MSU: Chris Mueller 14 (Chris Snavelly, Ethan Graham), PPG, 6:04. 3rd: MSU: Tim Kennedy 17 (Tim Crowder, Justin Abdelkader), PPG, 5:59; ND: Evan Rankin 4 (Brett Blatchford, Jason Paige), 14:52.

GOALTENDER SAVES

Goalie	Time	1	2	3	F
MSU Jeff Lerg	60:00	8	3	8	19
ND David Brown	58:45	7	8	8	23

POWER PLAYS

MSU: 2 for 7; ND: 0 for 5

PENALTIES

MSU: 8 for 16 min.; ND: 10 for 20 min.

ATTENDANCE

4,839

2008 NCAA TOURNAMENT

WEST REGIONAL

March 28, 2008 — Colorado Springs, Colo.

		1	2	3	F
#12	Notre Dame	2	2	3	7
#4	New Hampshire	0	2	1	3

For most of the second half of the 2007-08 season, the Notre Dame Fighting Irish struggled to score goals. The struggles came to an end at the World Arena in the first semifinal of the NCAA West Regional.

Notre Dame got seven goals from six different players as the Irish advanced to the West Regional final with a 7-3 win over top-seeded New Hampshire.

Junior Christian Hanson scored two goals while Ian Cole (ppg), Kyle Lawson (ppg), Dan Kissel, Ryan Thang and Kevin Deeth had single goals in the win.

New Hampshire got two goals from Jerry Pollastrone and one from Phil DeSimone while James vanRiemsdyck added three assists in the game.

The win improved Notre Dame to 25-15-4 on the year while fourth-ranked New Hampshire ended its season with a 25-10-3 mark.

Pollastrone gave the Wildcats a 1-0 lead at 1:04 of the first as he fired a rebound shot past Jordan Pearce.

The Irish answered back 58 seconds later on the power play when Cole drilled a wrist shot through Kevin Regan's pads to tie the game at the 2:02 mark.

UNH made it 2-1 at 5:41 when Pollastrone got his second of the period and the game, beating Pearce on a rebound to make it 2-1.

Notre Dame would tie the score at 2-2 with a power-play goal at 17:25. Thang set up Lawson at the right point and the sophomore defenseman drilled a wrister past Regan for his fifth of the year.

The Irish took the lead for good at 2:39 of the second period as Hanson scored his 11th goal of the year off a Stewart Carlin rebound to make it 3-2.

The lead would go to 4-2 on a tremendous individual short-handed effort by Kissel as he stickhandled through three UNH defenders and fired a shot inside the left post at 9:53 for his ninth goal of the season.

New Hampshire came right back and cut the lead to 4-3 when DeSimone scored at 13:09.

Notre Dame restored the two-goal lead just 23 seconds into the third as Thang drilled one of his patented wrist shots past Regan for his 17th goal of the year and a 5-3 lead.

With less than four minutes left in the game and the teams skating four on four, UNH pulled its goaltender, with Deeth scoring on a rebound to make it 6-3 with 3:06.

Regan would again be pulled with under three minutes left in the game and Hanson closed the scoring at 17:54 with his second of the night for the final of 7-3.

New Hampshire outshot Notre Dame 35-34. Pearce finished the night with 32 saves while Regan had 27.

SCORING

1st: UNH: Jerry Pollastrone 14 (James vanRiemsdyck), 1:04; ND: Ian Cole 8 (Ben Ryan, Mark Van Guilder), PPG, 2:23; UNH: Pollastrone 15 (Brad Flaishans, vanRiemsdyck), 5:41; ND: Kyle Lawson 5 (Van Guilder, Ryan Thang), PPG, 17:25. 2nd: ND: Christian Hanson 11 (Stewart Carlin, Brock Sheahan), 2:39; ND: Dan Kissel 9 (unassisted), 9:53; UNH: Phil DeSimone 3 (Flaishans, vanRiemsdyck), 13:09. 3rd: ND: Thang 17 (Van Guilder), 00:23; ND: Kevin Deeth 9 (Thang), ENG, 16:54; ND: Hanson 12 (Garrett Regan, Brett Blatchford), 17:54.

GOALTENDER SAVES

Goalie	Time	1	2	3	F
ND Jordan Pearce	60:00	13	13	7	32
UNH Kevin Regan	58:45	4	15	8	27

POWER PLAYS

ND: 2-8; UNH: 0-4

PENALTIES

ND: 5 for 10 min.; UNH: 8 for 27 min.

ATTENDANCE

6,634

WEST SEMIFINAL

March 29, 2008 — Colorado Springs, Colo.

	1	2	3	F
#12 Notre Dame	0	1	2	3
#9 Michigan State	0	1	0	1

The Notre Dame hockey team earned its first-ever trip to the Frozen Four with a 3-1 win over Michigan State in the championship game of the NCAA West Regional at the Colorado Springs World Arena.

The Fighting Irish became the first team seeded fourth in a regional to advance to the NCAA Frozen Four and avenged their 2-1 loss to the Spartans in the '06-'07 Midwest Regional final.

Christian Hanson, Mark Van Guilder and Teddy Ruth scored for Notre Dame in the victory with Van Guilder getting the game winner with 5:54 remaining in the third period.

Michigan State dominated play early in the game but could not get the puck past goaltender Jordan Pearce who stopped all 10 first-period shots.

Hanson broke through on the scoreboard for the Irish at 2:43 of the second stanza when he stuffed a rebound past Spartan goaltender Jeff Lerg. That gave Hanson three goals and an assist in the two games and earned him a spot on the all-regional team.

Michigan State's Justin Abdelkader banged a laser off the crossbar three minutes later, then tied the game with 10:55 to play in the period when he put a one-timer from the left circle behind Pearce to make it 1-1.

The game would remain that way until Van Guilder snapped the tie with just under six minutes left in the game. He took a pass from Ben Ryan and beat Lerg inside the near post with wrist shot from the slot.

The Irish added an insurance goal just 1:14 later when Ruth put a slap shot past Lerg high on the glove side with assists to Justin White and Hanson.

The Notre Dame defense played a huge role in both victories. The Irish blocked 12 shots in the victory over Michigan State University and killed all four Spartan power plays and all nine in the two regional games. Pearce allowed just one goal on 21 Michigan State shots and had 32 saves in the victory over New Hampshire, posting back-to-back victories over Hobey Baker semifinalists Lerg and Kevin Regan.

Van Guilder, Hanson and defenseman Brock Sheahan were selected to the NCAA West Regional all-tournament team with Van Guilder being named most outstanding player.

SCORING

1st: No Scoring. 2nd: ND: Christian Hanson 13 (Garrett Regan), 2:43; MSU: Justin Abdelkader 19 (Tim Kennedy, Tim Crowder), 9:05. 3rd: ND: Mark Van Guilder 12 (Ben Ryan), 14:06; ND: Teddy Ruth 2 (Justin White, Hanson), 15:20.

GOALTENDER SAVES

Goalie	Time	1	2	3	F
ND Jordan Pearce	60:00	10	4	6	20
MSU Jeff Lerg	59:13	7	7	9	23

POWER PLAY

ND: 0-4; MSU: 0-3

PENALTIES

ND: 4 for 8 min.; MSU: 5 for 10 min.

ATTENDANCE

5,836

NATIONAL SEMIFINAL

April 10, 2008 — Denver, Colo.

	1	2	3	OT	F
#5 Notre Dame	3	0	1	1	5
#1 Michigan	0	2	2	0	4

Freshman left wing Calle Ridderwall scored his second goal of the game at 5:44 of overtime, lifting fifth-ranked Notre Dame to a 5-4 victory over top-seeded Michigan in the NCAA Frozen Four semifinals at a sold-out (18,544) Pepsi Center in Denver. The win moved the Irish into their first national championship game versus Boston College.

Ridderwall came into the game with three goals in his rookie season, but he saved some of his best play of the year for college hockey's biggest stage as he also scored the opening goal in the first period. He was joined on the Irish side of the scoresheet by Mark Van Guilder, Ryan Thang and Kevin Deeth. Chad Kolarik scored twice for Michigan with Matt Rust and Carl Hagelin getting single goals in the loss.

Ridderwall opened the scoring just five minutes into the game when he rifled a shot over Michigan goaltender Billy Sauer's right shoulder for his fourth goal of the year.

Just 42 seconds later, the Irish had a 2-0 lead when Thang dropped a pass for Van Guilder who ripped a shot from the left circle under Sauer's left arm for his 13th of the season at 5:42.

Thang took his turn at 19:25 of the first period when he scored a brilliant short-handed goal, beating the Wolverine defense at the blueline, then flipping a backhand over Sauer's blocker for his 18th goal of the year and a 3-0 Irish lead.

Sauer was replaced by Bryan Hogan in the Michigan goal to start the second period and he held the Irish at bay until the Wolverines could get back in the game.

They would score twice in a 15-second span midway through the middle period to get back in the game. Kolarik scored his first of the night at 8:48 with a wrist shot over the left shoulder of Notre Dame goaltender Jordan Pearce.

Seconds later, Rust redirected an Aaron Palushaj pass from the left corner behind Pearce at 9:03 to make it a 3-2 game after two periods.

The Wolverines would get the equalizer on the power play at 2:16 of the third period as Kolarik scored his second of the game off his own rebound for his 30th goal of the year.

The Irish grabbed the lead back with 8:30 remaining in the game as Dan Kissel and Deeth combined on a two-on-one play. Kissel put a pass on Deeth's stick and the sophomore center cut in front of the goal, chipping a shot over Hogan for his 10th goal of the season to give Notre Dame the 4-3 lead.

Michigan answered back, tying the game at 4-4 at 14:39 when Hagelin won the race to a loose puck in the Irish zone and fired a shot from the goal line that somehow found its way between Pearce's pad and the near post to send the game into overtime.

That set up Ridderwall's overtime heroics. White dropped a pass to the right point to defenseman Dan VeNard. The senior blueliner drilled a low shot on goal that Hogan stopped with the rebound sliding to the slot. Ridderwall was there and put his head down driving the puck past Hogan to set off a wild celebration on the Pepsi Center ice with the 5-4 Notre Dame win.

The win was the first in overtime for the Irish during the 2007-08 season and their first since defeating Alabama-Huntsville in the 2006-07 NCAA Championship.

Pearce made 29 saves in the victory while Hogan stopped 18 of 20 shots in 45:44 minutes. Sauer finished with six saves in the first 20 minutes of action.

SCORING

1st: ND: Calle Ridderwall 4 (Justin White), 5:00; ND: Mark Van Guilder 13 (Ryan Thang, Brock Sheahan), 5:42; ND: Ryan Thang 18 (unassisted), SHG, 19:25. 2nd: UM: Chad Kolarik 29 (Kevin Porter, Bryan Hogan), 8:48; UM: Matt Rust 12 (Aaron Palushaj, Carl Hagelin), 9:03. 3rd: UM: Kolarik 30 (Max Pacioretty, Palushaj), PPG, 2:16; ND: Kevin Deeth 10 (Dan Kissel, Ian Cole), 11:30; UM: Hagelin 11 (Rust, Palushaj), 14:39. OT: Ridderwall 5 (Dan VeNard, White), 5:44.

GOALTENDER SAVES

Goalie	Time	1	2	3	OT	F
ND Jordan Pearce	65:44	11	7	7	4	29
UM Billy Sauer	20:00	6	-	-	-	6
Bryan Hogan	45:44	-	6	5	7	18

POWER PLAY

ND: 0-3; UM: 1-5

PENALTIES

ND: 5 for 10 min.; UM: 3 for 6 min.

ATTENDANCE

18,544 (sellout)

NATIONAL CHAMPIONSHIP GAME

April 12, 2007-08 – Denver, Colo.

	1	2	3	F
#5 Notre Dame	0	1	0	1
#3 Boston College	0	3	1	4

The Notre Dame hockey team ventured where no other Irish hockey squad had ever been. It faced off in the NCAA Frozen Four championship game against Boston College at the Pepsi Center in Denver, Colo.

The Irish ran into a red-hot Nathan Gerbe as the third-ranked Eagles ended Notre Dame's season with a 4-1 loss in front of a sell-out crowd of 18,632. Gerbe scored twice and assisted on Boston College's other two goals on his way to a four-point game and most valuable player honors. Kevin Deeth scored the lone goal for the Irish who finished the year with a 27-16-4 record.

Both teams had chances in a tightly-played first period that led to the fourth scoreless opening frame in NCAA title game history (also 1968, 2001 and 2007). Boston College ended up with a 7-4 shot advantage in the opening 20 minutes, while Notre Dame went on the power play three times in the period, coming up empty on all three.

The Eagles snapped the scoreless tie just 2:23 into the second period, converting an Irish turnover into a goal. Brian Gibbons forced the turnover and found Gerbe inside the left circle where he whipped a shot over Jordan Pearce's left shoulder for his 34th goal of the year.

Gerbe was at it less than three minutes later, this time on a Boston College power play. Ben Smith's shot from the slot was wide of the goal but rebounded off the back dasherboards into the crease where the Eagles' top scorer was there to jam the rebound past Pearce for a 2-0 lead at 5:37.

Boston College made it 3-0 at 8:11 of the second period, converting a second power-play chance, this time with a four-on-three advantage. Joe Whitney did the honors as he took a feed from Gerbe at the top of the slot and drove a slapshot past Pearce for his 11th goal of the year.

The Irish finally broke through just over a minute later at 9:07 when Deeth took a feed from defenseman Kyle Lawson and snapped a shot past Eagles' goaltender John Muse to cut the lead to 3-1 after two periods of play.

Notre Dame looked like it had cut the margin to 3-2 just 4:56 into the third period. Ian Cole's centering pass got caught up in Lawson's skates near the right post and deflected toward the goal, trickling past Muse and over the goal line. Although it was ruled a goal on the ice by referee Todd Anderson, video replay official Greg Shepherd overturned the score after a lengthy delay, ruling the puck was apparently propelled into the net by Lawson's skate in a distinct kicking motion.

The no-goal call took on added significance less than a minute later when Boston College scored to make it a 4-1 game. Gerbe tracked down the puck behind the net and threw a centering pass back in front for Smith, who fanned on his shot attempt but got enough of the bouncing biscuit for it to knuckle over Pearce's shoulder at 5:31 of the period for the final score of 4-1.

Pearce finished with 19 saves in goal while Muse stopped 20 in the game. The Irish were zero-for-eight on the power play while Boston College was able to convert on two of four tries.

Pearce finished the year with 23 wins and the team's 27 wins were the second most in the program's history. Lawson and Deeth were selected to the Frozen Four all-tournament team.

SCORING

1st: No Scoring. 2nd: BC: Nathan Gerbe 34 (Brian Gibbons, Ben Smith), 2:23; BC: Gerbe 35 (Smith, Dan Bertram), PPG, 5:37; BC: Joe Whitney 11 (Gerbe, Benn Ferriero), PPG, 8:11; ND: Kevin Deeth 11 (Kyle Lawson, Ian Cole), 9:07. 3rd: BC: Ben Smith 25 (Gerbe, Gibbons), 5:31.

GOALTENDER SAVES:

Goalie	Time	1	2	3	F
ND Jordan Pearce	58:31	7	8	4	19
BC John Muse	60:00	5	7	8	20

POWER PLAY

ND: 0-8; BC: 2-4

PENALTIES

ND: 5 for 10 min.; BC: 8 for 16 min.

ATTENDANCE

18,632 (sellout)

2009 NCAA TOURNAMENT

MIDWEST REGIONAL

March 28, 2009 – Grand Rapids, Mich.

	1	2	3	F
Bemidji State	2	1	2	5
#2 Notre Dame	0	0	1	1

The Fighting Irish made their third consecutive appearance in the NCAA Tournament, this time as the No. 1 seed at the Midwest Regional, facing Bemidji State. For Notre Dame, everything that could go wrong did, at Van Andel Arena, as the Irish were upset by the Beavers in a 5-1 loss.

Ranked second in the nation coming into the regional, the loss ended Notre Dame's season with a 31-6-3 record. Bemidji went on to win the regional and advance to its first ever NCAA Frozen Four.

The first Bemidji goal would set the tone for the entire game. The Beavers dumped the puck behind the Irish net, where senior goaltender Jordan Pearce came out to play it. The puck took a funny bounce off the back dasher, then caromed off the side of the goal and back into the crease at the right post. As Pearce scrambled to get back in his net, Bemidji State's Chris McKelvie came charging in from the right wing and chopped at the puck, muscling it over the line just 1:42 into the contest.

The Beavers would make it 2-0 at 11:03 of the first when Tyler Schofield scored on a power-play deflection between Pearce's pads.

Notre Dame had its chances in the first period, outshooting Bemidji by an 11-7 margin.

The lead would go to 3-0 in the second period when Ben Kinne's shot from the point caromed through a crowd behind Pearce at 13:19.

The Irish would start the third period on the power play, but their hopes would die just 49 seconds into the third period when Matt Read blasted a slapshot from the top of the right circle over Pearce's blocker to give the Beavers a 4-0 lead.

Notre Dame would finally get on the board at 6:02 when Dan Kissel buried a shot past Bemidji goaltender Matt Dalton from the left circle for his sixth goal of the year to cut the lead to 4-1.

The Irish would pull Pearce with just under four minutes left in favor of a sixth attacker only to see the Beavers win a big faceoff before Schofield fired a loose puck into an empty net for the final margin of 5-1.

Pearce would finish the game with 14 saves while Dalton made 34 stops in the Bemidji net.

SCORING

1st: BSU: Chris McKelvie 3 (unassisted), 1:42; BSU: Tyler Schofield 19 (Brad Hunt, Matt Read), PPG, 11:03. 2nd: BSU: Ben Kinne 8 (Ryan Cramer, Seha Walters), 13:19. 3rd: BSU: Matt Read 14 (Schofield), SHG, 00:49; ND: Dan Kissel 6 (Ryan Guentzel, Brett Blatchford), 6:02; BSU: Schofield 20 (unassisted), ENG, 16:33.

GOALTENDER SAVES:

Goalie	Time	1	2	3	F
BSU Matt Dalton	60:00	11	11	12	34
ND Jordan Pearce	59:43	5	7	2	14

POWER PLAY

BSU: 1-5; ND: 0-4

PENALTIES

BSU: 4 for 8 min.; ND: 5 for 10 min.

ATTENDANCE

4,052

2011 NCAA TOURNAMENT

NORTHEAST REGIONAL

March 26, 2011 — Manchester, N.H.

	1	2	3	OT	F
#9 Notre Dame	1	1	1	1	4
#7 Merrimack	2	1	0	0	3

After missing the NCAA Championship in 2010, Notre Dame returned to postseason action in 2011 at the Northeast Regional in Manchester, N.H., as the third seed at the Verizon Wireless Arena.

The Irish opened the tournament against Hockey East foe Merrimack and the Warriors saw Notre Dame rally from a pair of two-goal deficits to win in overtime 4-3 to advance to the regional final.

Freshman left wing Anders Lee led the way for the Irish, recording two goals, including the overtime game winner 5:18 into the extra stanza for the win. Junior Billy Maday and senior Calle Ridderwall added single goals in the victory.

Merrimack got goals from Kyle Bigos, Ryan Flanigan and Rhett Bly, as the Warriors led 2-0 in the first period and 3-1 midway through the second.

Notre Dame outshot the Warriors 37-35. Irish goaltender Mike Johnson made 32 saves while Merrimack's Joe Cannata had 33.

The victory improved the ninth-ranked Irish to 24-13-5 while seventh-ranked Merrimack closed its season with a 25-10-4 mark.

The Warriors jumped out to a 2-0 lead in the first period, scoring once on the power play and once short-handed.

Bigos opened the scoring at 13:23 when he managed to jam a loose puck in the crease past Johnson for his second goal of the season.

Merrimack got its second goal of the night as Flanigan teamed with Stephane DeCosta on a two-on-one short-handed goal at 16:00 for the 2-0 lead.

The Irish answered 27 seconds later on the power play as Ridderwall ripped a shot from between the hashmarks, beating Cannata for his 15th goal of the season.

Merrimack built the lead to 3-1 at 2:58 of the middle stanza as Bly backhanded a shot over Johnson.

Notre Dame cut the lead to 3-2 at 13:29 when Lee fired a wrist shot over Cannata's glove hand and into the upper right corner. Bryan Rust cleared the puck out of the Irish zone from the right boards to Lee who raced down the left side and fired from the top of the left circle, scoring his team-high 23rd goal of the season.

The Irish got the equalizer at 5:32 of the third period as Maday drove to the goal and was able to get a stick on the puck and push it through the goaltender's pads for his ninth goal of the season and a 3-3 tie.

While the Irish ended regulation with the momentum, Merrimack came out flying in the extra stanza putting the pressure on the Notre Dame goal with six shots in the first five minutes.

Lee would get the game winner at 5:18 on pure hustle and a little bit of luck. Off a faceoff, the Irish threw the puck into the Merrimack zone where a Warrior defender skated behind the goal with Lee in pursuit. As the defenseman cut inside at the right post, Lee took a swing at the puck and deflected it past Cannata to give Notre Dame its first and only lead of the night and the win.

SCORING

1st: MC: Kyle Bigos 2 (Ryan Flanigan, Jordan Heywood), PPG, 13:23; MC: Flanigan 16 (Stephane DeCosta), SHG, 16:00; ND: Calle Ridderwall 15 (Billy Maday, T.J. Tynan), PPG, 16:27. 2nd: MC: Rhett Bly 4 (Shawn Bates), 2:58; ND: Anders Lee 23 (Bryan Rust), 13:29. 3rd: ND: Billy Maday 9 (unassisted), 5:32. OT: Lee 24 (unassisted), 5:18.

GOALTENDER SAVES

ND: Mike Johnson (65:14) 13 - 9 - 4 - 6 - 32

MC: Joe Cannata (65:18) 10 - 7 - 16 - 0 - 33

Goalie	Time	1	2	3	OT	F
ND Mike Johnson	65:14	13	9	4	6	32
MC Joe Cannata	65:18	10	7	16	0	33

POWER PLAY

ND: 1-4; MC: 1-3

PENALTIES

ND: 5 for 10 min.; MC: 6 for 12 min.

ATTENDANCE

7,608

NORTHEAST REGIONAL

March 27, 2011 — Manchester, N.H.

	1	2	3	F
#11 New Hampshire	0	0	1	1
#9 Notre Dame	1	1	0	2

For the third time in five trips to the NCAA Championship, Notre Dame would play in a regional championship game, this time facing New Hampshire at Verizon Wireless Arena in Manchester, N.H.

Sophomore goaltender Mike Johnson stopped 37 of 38 shots and got goals from Stephen Johns and Billy Maday as the Fighting Irish downed the Wildcats 2-1 to send Notre Dame to the NCAA Frozen Four for the second time in the program's 43-year history.

Johnson held the Wildcats off the scoreboard early in the game and then withstood their third-period comeback attempt. The Verona, Wis., native finished the weekend with 69 saves and a pair of wins.

The lone New Hampshire goal came with 6:23 left in the game and was scored by Mike Sislo.

The victory improved ninth-ranked Notre Dame to 25-13-5 overall while 11th-ranked New Hampshire finished the year with a 22-11-6 mark.

Following a television timeout at the 7:11 mark of the first period, the Irish got their second shot of the period and it found the back of the Wildcat net.

Johns got Notre Dame on the scoreboard at 7:26 of the first as he hammered a shot from the center point past netminder Matt DiGirolamo's stick hand for the 1-0 lead.

With time running down in the second, Riley Sheahan centered a pass from the New Hampshire goal line. The puck found Maday at the bottom of the left circle where he got off a backhand that beat DiGirolamo at 19:55 to give the Irish a 2-0 lead. The goal was Maday's second of the weekend and 10th of the season.

New Hampshire broke through on Johnson, snapping his shutout bid at 13:37 of the third period, on a goal by Sislo from right in front to cut Notre Dame's lead to 2-1.

From there the Irish held off the Wildcats, including a penalty kill in the final four minutes.

Notre Dame was outshot by New Hampshire 38-36. DiGirolamo finished with 34 saves in the Wildcat goal.

The win improved the Irish to 6-4 all-time in NCAA Championship games.

Four Notre Dame players were selected to the all-Northeast Regional Team. Johnson was selected as the all-tourney goaltender with Johns on defense. Maday and Anders Lee were selected as forwards on the squad with Johnson being named MVP of the tournament.

SCORING

1st: Stephen Johns 2 (Riley Sheahan, Anders Lee), 7:26. 2nd: ND: Billy Maday 10 (Sheahan), 19:55. 3rd: UNH: Mike Sislo 15 (Matt Campanale, Damon Kip), 13:37.

GOALTENDER SAVES

Goalie	Time	1	2	3	F
UNH Mike DiGirolamo	59:22	6	14	16	34
ND Mike Johnson	60:00	13	16	8	37

POWER PLAY

UNH: 0-3; ND: 0-2

PENALTIES

UNH: 2 for 4 min.; ND: 3 for 6 min.

ATTENDANCE

5,906

NATIONAL SEMIFINAL

April 7, 2011 — St. Paul, Minn.

	1	2	3	F
#4 Notre Dame	2	0	1	3
#3 Minnesota-Duluth	3	1	0	4

Notre Dame made its second trip to the NCAA Frozen Four in four seasons and opened versus Minnesota-Duluth at the Xcel Energy Center in St. Paul, Minn.

The Bulldogs used three power-play goals to dash Irish national championship hopes on the way to a 4-3 win to end Notre Dame's outstanding 2010-11 season.

J.T. Brown, Mike Connolly and Jack Connolly scored on the power play and Kyle Schmidt added the fourth goal for the Bulldogs.

The Irish got goals from Jeff Costello, T.J. Tynan and Calle Ridderwall (shg) as they had leads of 1-0 and 2-1 in the game but could not hold on to either advantage.

The loss ended fourth-ranked Notre Dame's season with a 25-14-5 mark while Minnesota-Duluth moved on to face Michigan in the title game.

The Irish got off to a fast start in the game as Costello whipped a wrist shot from the top of the right circle past Bulldog goaltender Kenny Rieter just 49 seconds into the game for a 1-0 lead. Costello's 12th goal of the season became the quickest for the Irish in NCAA postseason action.

Duluth answered with the first of three power-play goals at 3:04 when Brown turned and fired a shot from the left circle that beat Mike Johnson through his pads for his 16th goal of the season.

The Irish answered less than six minutes later on Tynan's 23rd goal of the season at 9:46. Ryan Guentzel fired a shot wide but the puck came off the boards to Tynan on the goal line. The freshman center tucked a shot inside the right post to give the Irish a 2-1 lead.

Just 1:06 later, the Bulldogs got their lone even-strength goal when Schmidt broke down the left side and beat Johnson with a shot to the short side for his 10th of the year at 10:52 to tie the game at 2-2.

Minnesota-Duluth took the lead for good at 13:31 via the power play when Mike Connolly whipped a shot from the between the hash marks past Johnson for a 3-2 lead.

The second period saw the Bulldogs score their third of the night on the power play. This time, Jack Connolly beat Johnson from the right face-off dot at 5:51 to give the Bulldogs a 4-2 lead.

The Irish got back in the game in the third as Ridderwall hammered his 16th goal of the year past Reiter, this one short-handed at 2:05, to cut the Duluth lead to 4-3 with plenty of time left in the contest.

Notre Dame carried the play in the third, out shooting Minnesota-Duluth 15-2 in the period but could not score again in the game.

The Irish had a 34-21 edge in shots. Reiter finished with 31 saves while Johnson had 17. The Bulldogs were three for six on the power play while Notre Dame was zero for five.

SCORING

1st: ND: Jeff Costello 12 (Ryan Guentzel, Sean Lorenz), 00:49; UMD: J.T. Brown 16 (Justin Faulk, Justin Fontaine), PPG, 3:04; ND: T.J. Tynan 23 (Guentzel, Nick Larson), 9:46; UMD: Kyle Schmidt 10 (Joe Basaraba, Faulk), 10:52; UMD: Mike Connolly 28 (Fontaine, Faulk), PPG, 13:31. 2nd: UMD: Jack Connolly 18 (Brown, Fontaine), PPG, 5:51. 3rd: ND: Calle Ridderwall 16 (Ben Ryan, Lorenz), SHG, 2:05.

GOALTENDER SAVES

Goalie	Time	1	2	3	F
ND Mike Johnson	58:34	8	7	2	17
UMD Kenny Reiter	60:00	13	4	14	31

POWER PLAY

ND: 0-5; UMD: 3-6

PENALTIES

ND: 7 for 14 min.; UMD: 6 for 12 min.

ATTENDANCE

19,139 (sellout)

2013 NCAA TOURNAMENT

MIDWEST REGIONAL

March 30, 2013 — Toledo, Ohio

	1	2	3	F
#11 St. Cloud State	1	3	1	5
#4 Notre Dame	0	0	1	1

Notre Dame returned to the NCAA Championship after missing out in 2011-12 and ran into a buzzsaw in St. Cloud State as the Huskies ended the season for the Irish with a 5-1 win.

Joey Benik scored a pair of power-play goals and St. Cloud State got single goals from Ben Hanowski, Cory Thorson and Jonny Brodzinski in the win. Mike Voran scored Notre Dame's lone goal of the game.

The loss ended the season for the Irish with a 25-13-3 overall record and snapped a six-game winning streak in March and a nine-game unbeaten streak (7-0-2) that started on Feb. 17.

St. Cloud State opened the scoring at 11:32 of the opening period as Hanowski scored his 17th goal of the season past Irish starter Steven Summerhays to make it 1-0.

The Irish looked like they tied the game just 28 seconds later when Anders Lee put the rebound of a Peter Schneider shot past St. Cloud goaltender Ryan Faragher. The officials went to the replay and ruled that Lee had directed the puck past Faragher with his foot and waved the goal off.

The second stanza belonged to St. Cloud State as the Huskies scored three times to open a 4-0 lead after 40 minutes of play.

Benik gave St. Cloud a 2-0 lead at 9:28 of the second period when he scored on the power play. The lead would go to 3-0 at 13:35 when Thorson tucked a shot between Summerhays' pads for his 11th goal of the year.

Brodzinski, St. Cloud's leading goal scorer on the year, closed out the period with his 22nd of the season at 14:43 to make it a 4-0 game.

Mike Johnson replaced Summerhays in goal to start the third as the Notre Dame starter finished with 14 saves.

The Irish were forced to kill three consecutive penalties and held St. Cloud State off the scoreboard while finally breaking through on Faragher with a short-handed goal at 7:44 to make it a 4-1 game.

With the Huskies applying pressure in the Irish zone, Bryan Rust broke up a pass and carried the puck to the top of the left circle in the St. Cloud State zone. There he fired a shot at Faragher. The sophomore made the stop but Voran fired the rebound over his glove for his fifth of the year.

The Huskies then closed out the scoring with their second power-play goal of the night, with Benik banging a rebound past Johnson for his fifth of the season at 11:07 for the 5-1 final.

The Huskies were two for seven on the power play while the Irish had just one chance and did not convert.

St. Cloud State outshot Notre Dame 23-18 in the game. Faragher made 17 saves in picking up the victory. Johnson made four saves in the final 20 minutes of the game.

SCORING

1st: SCSU: Ben Hanowski 17 (Andrew Prochno, Kalle Kossila), 11:32. 2nd: SCSU: Joey Benik 4 (Nick Jensen, Hanowski), PPG, 9:28; Cory Thorson 11 (Brook Bertsch, Benik), 13:35; Jonny Brodzinski 22 (Jimmy Murray), 14:53. 3rd: ND: Mike Voran 5 (Bryan Rust), SHG, 7:44; SCSU: Benik 5 (Ethan Prow, Prochno), PPG, 11:07.

GOALTENDER SAVES

Goalie	Time	1	2	3	F
SCSU Ryan Faragher	59:41	10	3	4	17
ND S. Summerhays	40:00	10	4	-	14
Mike Johnson	20:00	-	-	4	4

POWER PLAY

SCSU: 2-7; ND: 0-1

PENALTIES

SCSU: 1 for 2 min.; ND: 7 for 14 min.

ATTENDANCE

2,988

2014 NCAA TOURNAMENT

WEST REGIONAL

March 29, 2014 — St. Paul, Minnesota

	1	2	3	OT	F
#8 St. Cloud State	2	1	0	1	4
#9 Notre Dame	1	1	1	0	3

For the second consecutive year, Notre Dame advanced to the NCAA Championship and would face the St. Cloud State Huskies in the opening game. And, for the second consecutive year, St. Cloud State would end the season for the Irish, this time with a dramatic, 4-3, overtime loss at Xcel Energy Center.

Senior center Nic Dowd whipped a wrist shot from the left wing circle over Irish goaltender Steven Summerhays' glove at 17:21 of the first overtime to give the Huskies the dramatic win 4-3 in a game that saw Notre Dame come from behind three times to force the extra stanza.

The Irish got goals from seniors Bryan Rust and Kevin Lind and sophomore Thomas DiPauli to offset St. Cloud State goals by Ryan Papa, Brooks Bertsch and Jonny Brodzinski to set up Dowd's heroics.

Notre Dame outshot the Huskies by a 42-28 margin, holding St. Cloud State to just six shots in the second and third periods combined.

Summerhays finished with 24 saves, including 15 in overtime as the Huskies had a 16-6 margin in extra time while junior Ryan Faragher had 39 saves in the win.

The loss ended the season for the Irish with a 23-15-2 overall record, including an 8-3-1 mark since Feb. 8.

The Huskies got the first goal of the game off a pretty passing play along the Notre Dame goal line with Papa getting the goal, his sixth of the season at 6:54.

The Irish would answer at the 10:30 mark of the first with Rust getting his 17th of the season as he snapped a wrist shot past Faragher to tie the game at 1-1.

St. Cloud re-took the lead with 34.9 seconds left in the first as Bertsch was left alone in front and took a centering pass from center Cory Thomson and threw it over Summerhays to make it 2-1 heading into the first intermission.

Notre Dame dominated the second period, outshooting the Huskies by an 18-4 margin but could score just once.

That goal came at 8:18 of the second stanza as Lind drilled a laser beam from the right circle past Faragher to tie the game at 2-2.

For the second period in a row, St. Cloud scored in the final minute, with this one coming on the power play with 24.5 seconds left on the clock as the Irish could not get the puck out of their own zone.

Kossila had his pass deflected to Brodzinski at the top of the left circle and the Huskies' leading scorer wasted no time whipping a shot past Summerhays and inside the right post for his 21st goal of the year to give St. Cloud the 3-2 lead.

Notre Dame got the tying goal at 9:35 of the third period when DiPauli scored on a low wrist shot that broke through Faragher's pads to make it 3-3.

Again the Irish dominated the period, outshooting the Huskies by a 9-2 margin as St. Cloud did not get its first shot until 3:37 remained in the third and it came on a power play.

After 60 minutes, the Irish had outshot St. Cloud State by a 36-12 margin, but the score remained tied 3-3.

In overtime, the tide changed, as the Huskies controlled the play and the Irish were forced to kill two penalties in the period to keep the game even.

On the final play, the Irish turned it over at their own blue line twice with David Morley controlling the puck. He fed it ahead to Dowd who finished Notre Dame's season with a perfect shot that hit the cross bar and went in for the 4-3 game winner.

SCORING

1st: SCSU: Ryan Papa 6 (Kalle Kossila, Jonny Brodzinski), 6:54; ND: Bryan Rust 17 (Andy Ryan, T.J. Tynan), 10:30; SCSU: Brooks Bertsch 3 (Cory Thomson, Joey Benik), 19:25. 2nd: ND: Kevin Lind 3 (Mario Lucia, Peter Schneider), 8:18; SCSU: Brodzinski 21 (Kossila, Ethan Prow), PPG, 19:35. 3rd: ND: Thomas DiPauli 3 (Rust, Eric Johnson, 9:35. OT: SCSU: Nic Dowd 22 (David Morley), 17:21.

GOALTENDER SAVES

Goalie	Time	1	2	3	OT	F
SCSU: Ryan Faragher	77:21	8	17	8	6	39
ND: S. Summerhays	77:19	4	3	2	15	24

POWER PLAY

SCSU: 1-5; ND: 0-1

PENALTIES

SCSU: 1 for 2 min.; ND: 5 for 10 min.

ATTENDANCE

9,232

2016 NCAA TOURNAMENT

MIDWEST REGIONAL

#2 Michigan 3 • #3 Notre Dame 2 (ot)

March 25, 2016 — Cincinnati, Ohio

	1	2	3	OT	F
#3 Notre Dame	1	1	0	0	2
#2 Michigan	1	0	1	1	3

Notre Dame and Michigan played an exciting, back-and-forth hockey game on Friday night but Tyler Motte found the back of the net at 8:19 of overtime to lift the Wolverines to a 3-2 win in the second semifinal of the 2016 NCAA Midwest Regional at the U.S. Bank Arena (5,332).

After Justin Selman gave Michigan a 1-0 lead midway through the first period, a goal by Anders Bjork near the end of the first period and then another goal by Thomas DiPauli 24 seconds into the second period turned a 1-0 deficit into a 2-1 Notre Dame lead.

As the end-to-end action continued in the third, Sam Herr dug the puck out of the corner in the Wolverines' offensive zone and fed Jake Evans for a one-timer in the slot but Racine fought it off for one of his best saves of the night.

Then at 9:52 of the third, Michigan defenseman Zach Werenski snapped a shot from the high slot through traffic that tied the game at 2-2.

Both teams had several more chances down the stretch of the third, including a Steven Fogarty shot with under 30 seconds remaining in regulation that went just wide of Racine's net.

Overtime opened with the same fast pace but at 8:19 Motte finished in front to give Michigan the win.

Petersen totaled 32 saves on the night, including six in overtime, while Racine finished with 28.

SCORING

1st: MICH: Justin Selman 13 (Alex Kile, Michael Downing), 10:31; ND: Anders Bjork 12 (unassisted), 15:46. 2nd: ND: Thomas DiPauli 14 (Bjork), 00:24. 3rd: MICH: Zach Werenski 11 (Cristoval Nieves, Nicholas Boka), 9:52. OT: MICH: Tyler Motte 32 (JT Compher, Kyle Connor), 8:19.

GOALTENDER SAVES

ND: Cal Petersen (68:19) 10 - 6 - 10 - 6 - 32

MICH: Steve Racine (68:19) 12 - 8 - 5 - 3 - 28

Goalie	Time	1	2	3	OT	F
ND: Cal Petersen	68:15	10	6	10	6	32
UM: Steve Racine	68:19	12	8	5	3	28

POWER PLAY

ND: 0-2; MICH: 0-0

PENALTIES

ND: 0 for 0 min.; MICH: 2 for 4 min.

ATTENDANCE

5,332

2017 NCAA TOURNAMENT

NORTHEAST REGIONAL

#4 Notre Dame 3 • #1 Minnesota 2

March 25, 2017 — Manchester, N.H.

	1	2	3	F
#4 Notre Dame	0	2	1	3
#1 Minnesota	1	1	0	2

Down 1-0 just over two minutes into the game, the Irish found themselves fighting from behind for the majority of the first two periods. The Irish started their comeback when Andrew Oglevie found the back of the net with just over five minutes to go in the second. Anders Bjork tied it up just 56 after the first Irish goal to make it 2-2.

The third period was all Irish as they went up 3-2 after a scramble at the net which left Minnesota goaltender sprawled out on the ice opening up the net for Bjork to notch his second of the night.

The Irish were outshot 33-29 in the game but Cal Petersen recorded 31 saves to keep Notre Dame's season alive.

SCORING

1st: MINN: Connor Reilly 1 (Brent Gates), 2:07.

2nd: MINN: Vinni Lettieri 19 (Taylor Cammarata, Leon Bristedt), 00:30; ND: Andrew Oglevie 20 (Cal Peterson), 14:39; ND: Anders Bjork 20 (Jake Evans, Cam Morrison), 15:33.

3rd: ND: Anders Bjork 21 (Jake Evans, Jordan Gross), 8:42)

GOALTENDER SAVES

ND: Cal Petersen (60:00) 13 - 10 - 8 - 31

MINN: Eric Scheirhorn (58:43) 9 - 11 - 6 - 26

Goalie	Time	1	2	3	F
ND Cal Petersen	60:00	13	10	8	31
MINN Eric Scheirhorn	58:43	9	11	6	26

POWER PLAY

ND: 1-2; MINN: 1-5

PENALTIES

ND: 5 for 10 min.; MINN: 2 for 4 min.

ATTENDANCE

6,299

NORTHEAST REGIONAL FINAL

#4 Notre Dame 3 • #2 UMass Lowell 2 (ot)

March 26, 2017 — Manchester N.H.

	1	2	3	OT	F
#3 Notre Dame	1	0	1	1	3
#2 UMass Lowell	1	0	1	0	2

The Irish found the back of the net first after Anders Bjork forced a turnover and sent a pass up to Cam Morrison for a breakaway. The initial shot was blocked by goaltender Tyler Wall but Morrison picked up his own rebound, knocking it in 11:49 into the first. With just over a minute to go in the first period UMass Lowell's Ryan Collins beat Cal Peterson to tie the game at 1.

The second period was a lot of back and forth action from both sides, with UML holding a slim advantage in shots, 9-8. The Irish kept the game tied through 40 minutes of play thanks to the strength and endurance of their penalty kill unit which killed off all three power play chances the River Hawks saw in the second period.

UML broke the tie at 11:38 of the third after showing no mercy, pounding the Irish defensive core with 13 shots in the opening eight minutes of the third. Notre Dame's speed proved to be a challenge for the Red Hawks and the Irish were quickly able to knot the game at 2 which would stay at until the end of regulation.

Notre Dame wasted no time in the overtime period, scoring just 2:44 into the extra period. Andrew Oglevie picked up a pass from Bjork and shot it into the top left corner of the net, beating Wall stick side.

The Irish were narrowly outshot by the Red Hawks, 28-29, with Petersen making 27 saves including a major one in overtime.

SCORING

1st: ND: Cam Morrison 10 (Anders Bjork), 11:49; UML: Ryan Collins 1 (Ryan Lohin, Tyler Mueller), 18:58.

3rd: UML: John Edwardh 19 (Tommy Panico, Tyler Mueller), 11:38; ND: Cam Morrison 11 (Anders Bjork, Jake Evans), 14:43.

OT: ND: Andrew Oglevie 21 (Anders Bjork), 2:44.

GOALTENDER SAVES

ND: Cal Petersen (62:44) 10 - 9 - 7 - 1 - 27

UML: Tyler Wall (62:44) 8 - 8 - 9 - 0 - 25

Goalie	Time	1	2	3	OT	F
ND Cal Petersen	62:44	10	9	7	1	27
UML Tyler Wall	62:44	8	8	9	0	25

POWER PLAY

ND: 0-1; UML: 0-3

PENALTIES

ND: 3 for 6 min.; UML: 1 for 2 min.

ATTENDANCE

4,635

FROZEN FOUR

#1 Denver 6 • #4 Notre Dame 1

April 6, 2017 — Chicago, Ill.

	1	2	3	F
#4 Notre Dame	0	0	1	1
#1 Denver	2	3	1	6

For the third time under Jeff Jackson the Irish found themselves playing for a berth in the championship game. Unfortunately, for the Irish, their season ended just shy of the championship, falling to the Denver Pioneers 6-1.

The first two periods were all Denver, firing six shots at Peterson before Notre Dame even got a shot at the other end. The Pioneers opened scoring at the 8:18 mark in the first, when Emil Romig fired a shot past Peterson, stick side. Through the first 20 minutes Notre Dame was outshot 13-3, with goaltender Cal Peterson keeping the Irish hopes alive, stopping 11 of the 13 shots.

In the second Denver scored three more, putting them up 5-0, the third goal of the frame coming with just under two to go.

Notre Dame finally broke down Tanner Jaillet, sneaking the puck past him on a deflection by Morrison at 11:24 of the third. It was the only power play goal scored, coming on Denver's only penalty.

Denver scored one more for a final of 6-1.

Petersen had a stellar game, stopping 36 of 42 shots. The Denver defense proved to be too much for the Irish as they only recorded 17 shots in the 60 minutes of play.

SCORING

1st: DEN: Emil Romig 9 (Colin Staub, Micharl Davies), 8:18; DEN: Henrik Borgstrom 22 (Will Butcher, Liam Finaly), 14:50.

2nd: DEN: Tariq Hammond 3 (Evan Janssen, Logan O'Connor), 14:07; DEN: Dylan Gambrell 12 (Tariq Hammond, Troy Terry), 19; DEN: Evan Ritt 2 (Colin Staub), 18:18.

3rd: ND: Cam Morrison

GOALTENDER SAVES

ND: Cal Petersen (60:00) 11 - 13 - 12 - 26

DEN: Tanner Jaillet (60:00) 3 - 8 - 5 - 16

	Goalie	Time	1	2	3	F
ND	Cal Petersen	60:00	11	13	12	26
DEN	Tanner Jaillet	60:00	12	8	5	16

POWER PLAY

ND: 1-1; DEN: 0-2

PENALTIES

ND: 2 for 4 min.; DEN: 1 for 2 min.

ATTENDANCE

19,626

2018 NCAA TOURNAMENT

EAST REGIONAL SEMIFINAL

#1 Notre Dame 4, #4 Michigan Tech 3 (overtime)

March 23, 2018 — Bridgeport, Conn.

	1	2	3	OT	F
#4 Michigan Tech	0	1	2	0	3
#1 Notre Dame	0	2	1	1	4

Notre Dame's experience in close games paid off in the opening round of the 2018 NCAA Men's Ice Hockey Championship, as Jordan Gross' overtime goal sent the Fighting Irish past Michigan Tech, 4-3.

Notre Dame (26-9-2) entered the weekend as the overall second seed in the tournament and got everything it could handle from the WCHA-champion Huskies (22-17-5). After a scoreless first period, Michigan Tech took the lead before the Irish responded to take a 2-1 advantage with a pair of goals less than five minutes apart in the second.

Notre Dame held the lead into the third period, but the Huskies quickly tied it, as Gavin Gould found the back of the net just 56 seconds in to the third.

Gross looked to be the hero as he scored a power-play goal at 6:19 of the third to put the Irish back on top. The Huskies had other ideas, however, as Jake Jackson beat Cale Morris with 56 seconds to play, tying things up.

It was an eventful overtime period, as both teams had multiple chances to end the contest. Gross reaffirmed his role as hero, as he took a wrist shot from the center point on a feed from Jake Evans and beat Tech's Patrick Munson to send the Irish to the East Regional Final. The possession started with a Cam Morrison breakaway attempt that Munson was able to turn aside.

It marked the third one-goal victory in as many postseason games for Notre Dame. The Irish won the Big Ten semifinals with a 3-2 victory over Penn State as Jack Jenkins scored with 31 seconds left, before Cam Morrison scored at 9:23 of overtime to win the B1G title game over Ohio State.

Morris, a Hobey Baker Top 10 Finalist, finished the game with 36 saves for the Irish. His counterpart, Munson, made 28 saves.

The Irish went 1-for-2 on the power player, while Michigan Tech failed to score on its only extra-man attempt. The Huskies held a slight edge in faceoffs, 43-38.

SCORING

1st: --

2nd: MTU: Joel L'Esperance 12 (Seamus Donohue, Jake Lucchini), 01:13; ND Dylan Malmquist 8 (Andrew Oglevie), 03:40; ND Joe Wegwerth 6 (Colin Theisen, Mike O'Leary), 07:04

3rd: ND: MTU Gavin Gould 14 (Jake Lucchini, Seamus Donohue), 00:56; ND Jordan Gross 9 (Bobby Nardella, Andrew Ogelvie), 06:19; MTU Jake Jackson 13 (Dylan Steman, Brent Baltus), 18:54

OT: ND Jordan Gross 10 (Jake Evans, Jack Jenkins) 16:24

GOALTENDER SAVES

ND: Cale Morris (76:24) 4 - 16 - 12 - 4 - 36

MTU: Patrick Munson (76:13) 7 - 4 - 9 - 8 - 28

	Goalie	Time	1	2	3	OT	F
ND	Cale Morris	76:24	4	16	12	4	36
MTU	Patrick Munson	76:13	7	4	9	8	28

POWER PLAY

ND: 1-2; MTU: 0-1

PENALTIES

ND: 1 for 2 min.; MTU: 2 for 4 min.

ATTENDANCE

--

EAST REGIONAL FINAL

#1 Notre Dame 2, #2 Providence 1

March 24, 2018 — Bridgeport, Conn.

	1	2	3	F
#2 Providence	1	0	0	1
#1 Notre Dame	0	1	1	2

One-goal game? No big deal for the University of Notre Dame hockey team. For the fourth consecutive playoff game, the Irish scored late, with this victory sending the Fighting Irish to the Frozen Four for the second-consecutive season and fourth time in school history.

On Saturday in the NCAA East Regional Final, it was Dylan Malmquist scoring with 27 seconds remaining to give the Irish a 2-1 victory over former Hockey East rival, Providence College. The victory moves the Irish to 27-9-2 on the year, while the Friars finish the campaign at 24-12-4.

The Friars struck for an early goal, taking a lead at 2:02 of the first period when Kasper Bjorkqvist beat Cale Morris. It took almost two full periods for the Irish to finally equalize things as Andrew Oglevie fired home a power-play goal at 18:09 of the second.

Things remained even through most of the third period, but it was the Irish finally breaking through with just 27 seconds left as Malmquist took a craft feed from Cal Burke behind the net and found the back of the net. The Irish had to win a couple of faceoffs, including one to the right of Cale Morris, to secure the victory after timeouts by both squads.

Hobey Baker finalist Cale Morris made 19 saves for the Irish to earn the victory, allowing just the one early goal. Providence's Hayden Hawkey turned aside 23 shots in the effort. Notre Dame scored the game's only power-play goal, going 1-for-4 on the man advantage. Providence failed to score on two power plays.

Morris and Jordan Gross were named to the NCAA's All-East Regional team, while Gross was named the regional's Most Outstanding Player. Morris made 55 saves in the two victories while Gross had two goals in the opening round win over Michigan Tech before assisting on Oglevie's tying goal in the win over Providence.

SCORING

1st: PC: Kasper Bjorkqvist 16 (Tommy Davis), 2:02

2nd: ND: Andrew Oglevie 13 (Jake Evans, Jordan Gross), 18:09

3rd: ND: Dylan Malmquist 9 (Cal Burke, Andrew Oglevie), 19:33

GOALTENDER SAVES

ND: Cale Morris (60:00) 4 - 7 - 8 - 19

PC: Hayden Hawkey (59:40) 10 - 10 - 3 - 23

Goalie	Time	1	2	3	F
ND Cale Morris	60:00	4	7	8	19
PC Hayden Hawkey	59:40	10	10	3	23

POWER PLAY

ND: 1-4; PC: 0-2

PENALTIES

ND: 2 for 4 min.; PC: 4 for 8 min.

ATTENDANCE

5,505

FROZEN FOUR NATIONAL SEMIFINAL

#1 Notre Dame 4, #2 Michigan 3

April 5, 2018 — Saint Paul, Minn.

	1	2	3	F
#2 Michigan	1	1	1	3
#1 Notre Dame	0	2	2	4

The Notre Dame hockey team did it again.

This time it was senior captain Jake Evans playing the part of hero, scoring with 5.2 seconds remaining in regulation to lift the Irish past Michigan, 4-3, in a national semifinal at the 2018 Frozen Four. It was the second of two goals for Evans, while Andrew Oglevie and Cal Burke recorded the other two scores for the Irish.

It marked the fifth time in as many postseason games the Irish won a one-goal game with a score late. The Irish scored in the closing minute of the Big Ten semifinals against Penn State, won the B1G title in overtime against Ohio State, needed overtime to get past Michigan Tech in the first round of the NCAA tournament and scored with 27 seconds remaining against Providence to advance to the Frozen Four.

Michigan controlled the early going, scoring at 8:19 of the first and taking a 1-0 lead into the first intermission. The Wolverines quickly made it 2-0 in the second, as a shot by Dexter Dancs deflected off a Notre Dame defenseman and past Irish goaltender Cale Morris.

The game changed when Oglevie connected for a power play goal at 2:41 of the first. Less than four minutes later, Evans scored the equalizer and it was tied, 2-2, going to the second intermission.

Burke struck early in the third period and looked poised to be the hero until Michael Pastujov banged home a rebound to tie it for Michigan. With time winding down, Evans took a pass from Morrison and went five-hole on Michigan's Hayden Lavigne to win the game.

The Notre Dame penalty kill came up huge for the Irish, as it has done against Michigan all season. The Irish killed four penalties, including one midway through the third. In five games between the rivals this season, the Irish held Michigan to an 0-for-11 mark on power play opportunities with a total of 17 shots on goal. Conversely, Notre Dame went 6-for-13 on the man advantage in the five games.

Notre Dame's Cale Morris, a finalist for the Richter Award being handed out Friday evening, made 25 saves. Michigan's Lavigne matched him with 25 saves on the evening.

SCORING

1st: UM: Tony Calderone 25 (Dexter Dancs, Cooper Marody), 8:19

2nd: UM: Dexter Dancs 12 (Tony Calderone, Joseph Ceconi), 0:17; ND: Andrew Oglevie 14 (Jake Evans, Jordan Gross, 2:41; ND: Jake Evans 12 (Jordan Gross), 6:20

3rd: ND: Cal Burke 14 (Dylan Malmquist, Andrew Oglevie), 1:35; UM: Michael Pastujov 5 (Jack Becker, Nick Pastujov), 14:38; ND: Jake Evans 13 (Cam Morrison, Jack Jenkins), 19:54

GOALTENDER SAVES

ND: Cale Morris (60:00) 9 - 6 - 10 - 25

UM: Hayden Lavigne (59:54) 9 - 13 - 3 - 25

Goalie	Time	1	2	3	F
ND Cale Morris	60:00	9	6	10	25
UM Hayden Lavigne	59:54	9	13	3	25

POWER PLAY

ND: 1-2; UM: 0-3

PENALTIES

ND: 4 for 8 min.; UM: 3 for 6 min.

ATTENDANCE

18,026

2018 NCAA Tournament Stats (3-0)

Date	Opponent	Score	Att.
Mar 23	vs #4 Michigan Tech	Wot 4-3	0
Mar 24	vs #2 Providence College	W 2-1	5505
Apr. 5	vs #10 Michigan	W 4-3	18026

TEAM STATISTICS	ND	OPP
SHOT STATISTICS		
Goals-Shot attempts	10-86	7-87
Shot pct.	.116	.080
Goals/Game	3.3	2.3
Shots/Game	28.7	29.0
POWER PLAYS		
Goals-Power Plays	3-8	0-6
Conversion Percent	.375	.000
Shot Attempts	13	7
Shot Percent	.231	.000
GOAL BREAKDOWN		
Power Play	3	0
Short-handed	0	0
Empty net	0	0
Penalty	0	0
Unassisted	0	0
Overtime	1	0
Shootout	0	0
Delayed Penalty	0	0
PENALTIES		
Number	7	9
Minutes	14	18
Penalties/Game	2.3	3.0
Pen minutes/Game	4.7	6.0
SHOOTOUTS (Made-Att)	0-0	0-0

Record:	Overall	Home	Away	Neutral
ALL GAMES	3-0-0	0-0-0	0-0-0	3-0-0
CONFERENCE	0-0-0	0-0-0	0-0-0	0-0-0
NON-CONFERENCE	3-0-0	0-0-0	0-0-0	3-0-0

#	Player	gp	g	a	pts	sh	sh%	pen-min	pp	sh
15	Andrew Oglevie	3	2	4	6	8	.250	0-0	2	0
18	Jake Evans	3	2	3	5	9	.222	0-0	0	0
3	Jordan Gross	3	2	3	5	12	.167	0-0	1	0
25	Dylan Malmquist	3	2	1	3	4	.500	0-0	0	0
11	Cal Burke	3	1	1	2	9	.111	1-2	0	0
28	Jack Jenkins	3	0	2	2	4	.000	1-2	0	0
21	Joe Wegwerth	3	1	0	1	3	.333	0-0	0	0
26	Cam Morrison	3	0	1	1	8	.000	1-2	0	0
27	Bobby Nardella	3	0	1	1	6	.000	0-0	0	0
19	Mike O'Leary	3	0	1	1	0	.000	0-0	0	0
13	Colin Theisen	3	0	1	1	3	.000	2-4	0	0
29	Bo Brauer	1	0	0	0	1	.000	0-0	0	0
9	Dawson Cook	3	0	0	0	0	.000	1-2	0	0
6	Tory Dello	3	0	0	0	3	.000	0-0	0	0
4	Dennis Gilbert	3	0	0	0	3	.000	0-0	0	0
5	Matt Hellickson	3	0	0	0	4	.000	0-0	0	0
22	Andrew Peeke	3	0	0	0	3	.000	1-2	0	0
8	Matt Steeves	2	0	0	0	2	.000	0-0	0	0
20	Justin Wade	3	0	0	0	4	.000	0-0	0	0
Total		3	10	18	28	86	.116	7-14	3	0
Opponents		3	7	13	20	87	.080	9-18	0	0

#	Goalie	gp	min	ga	gaavg	saves	save%	w-l-t
32	Cale Morris	3	196:24	7	2.14	80	.920	3-0-0
Total		3	196:24	7	2.14	80	.920	3-0-0
Opponents		3	196:24	10	3.05	76	.884	0-3-0

2018 Playoff Stats (5-0 | 2-0 B1G | 3-0 NCAA)

Date	Opponent	Score	Att.
Mar 10	#12 PENN STATE	W 3-2	4892
Mar 17	#4 OHIO STATE	Wot 3-2	5515
Mar 23	vs #4 Michigan Tech	Wot 4-3	0
Mar 24	vs #2 Providence College	W 2-1	5505
Apr. 5	vs #10 Michigan	W 4-3	18026

TEAM STATISTICS	ND	OPP
SHOT STATISTICS		
Goals-Shot attempts	16-171	11-175
Shot pct.	.094	.063
Goals/Game	3.2	2.2
Shots/Game	34.2	35.0
POWER PLAYS		
Goals-Power Plays	5-13	1-10
Conversion Percent	.385	.100
Shot Attempts	24	14
Shot Percent	.208	.071
GOAL BREAKDOWN		
Power Play	5	1
Short-handed	0	0
Empty net	0	0
Penalty	0	0
Unassisted	0	0
Overtime	2	0
Shootout	0	0
Delayed Penalty	0	0
PENALTIES		
Number	12	15
Minutes	24	30
Penalties/Game	2.4	3.0
Pen minutes/Game	4.8	6.0
SHOOTOUTS (Made-Att)	0-0	0-0

Record:	Overall	Home	Away	Neutral
ALL GAMES	5-0-0	2-0-0	0-0-0	3-0-0
CONFERENCE	0-0-0	0-0-0	0-0-0	0-0-0
NON-CONFERENCE	5-0-0	2-0-0	0-0-0	3-0-0

#	Player	gp	g	a	pts	sh	sh%	pen-min	pp	sh
18	Jake Evans	5	2	5	7	13	.154	0-0	0	0
15	Andrew Oglevie	5	2	5	7	21	.095	1-2	2	0
3	Jordan Gross	5	3	3	6	20	.150	0-0	1	0
25	Dylan Malmquist	5	2	3	5	7	.286	0-0	0	0
11	Cal Burke	5	1	3	4	16	.062	1-2	0	0
28	Jack Jenkins	5	1	2	3	10	.100	1-2	0	0
5	Matt Hellickson	5	1	1	2	7	.143	0-0	1	0
26	Cam Morrison	5	1	1	2	16	.062	1-2	0	0
22	Andrew Peeke	5	1	1	2	9	.111	1-2	1	0
21	Joe Wegwerth	5	1	1	2	10	.100	1-2	0	0
27	Bobby Nardella	5	0	2	2	9	.000	0-0	0	0
29	Bo Brauer	3	1	0	1	4	.250	0-0	0	0
4	Dennis Gilbert	5	0	1	1	5	.000	0-0	0	0
19	Mike O'Leary	5	0	1	1	3	.000	0-0	0	0
13	Colin Theisen	5	0	1	1	7	.000	2-4	0	0
9	Dawson Cook	5	0	0	0	3	.000	2-4	0	0
6	Tory Dello	5	0	0	0	3	.000	1-2	0	0
8	Matt Steeves	2	0	0	0	2	.000	0-0	0	0
20	Justin Wade	5	0	0	0	6	.000	1-2	0	0
Total		5	16	30	46	171	.094	12-24	5	0
Opponents		5	11	20	31	175	.063	15-30	1	0

#	Goalie	gp	min	ga	gaavg	saves	save%	w-l-t
32	Cale Morris	5	325:34	11	2.03	164	.937	5-0-0
TM	EMPTY NET	1	0:13	0	-	0	.000	0-0-0
Total		5	325:47	11	2.03	164	.937	5-0-0
Opponents		5	325:47	16	2.95	155	.906	0-5-0