



# NOTRE DAME

## BASEBALL

Fighting Irish Media

Megan Golden • mgolden@nd.edu

574-631-2664 (office) • 440-223-7142 (cell)

GAMES NO. 1-3

NOTRE DAME (0-0) AT NO. 9 LSU (0-0)

### THE SERIES

Date	Time	Opponent	Location	Probable Starters	TV/Radio
Feb. 16	8 p.m. ET	at No. 9 LSU	Alex Box Stadium, Skip Bertman Field	LHP Scott Tully (0-0, 0.00 ERA) vs. RHP Caleb Gilbert (0-0, 0.00 ERA)	SEC Network+/103.1 FM
Feb. 17	5 p.m. ET	at No. 9 LSU	Alex Box Stadium, Skip Bertman Field	LHP Tommy Sheehan (0-0, 0.00 ERA) vs. RHP Zack Hess (0-0, 0.00 ERA)	SEC Network+/103.1 FM
Feb. 18	12 p.m. ET	at No. 9 LSU	Alex Box Stadium, Skip Bertman Field	RHP Cameron Junker (0-0, 0.00 ERA) vs. RHP Todd Peterson (0-0, 0.00 ERA)	SEC Network+/103.1 FM

### BY THE NUMBERS

330	Matt Vierling led the Irish in batting average in 2017, hitting .330 with seven homers and 42 RBI.
5	Irish graduate student Scott Tully is the longest-tenured player on the Notre Dame roster. Over the last four years, he has gone 7-6 with a 3.88 ERA.
7	Junior Nick Podkul is looking to extend his hitting streak to seven games, dating back to the 2017 season.
10	A victory at No. 9 LSU would mark Notre Dame's first regular-season win against a top-10 team since April 10-12, 2015, when the Irish swept No. 7 Florida State at home.
12	Senior Jake Johnson will try to extend his on-base streak to 12 games, dating back to last season.
14	Notre Dame welcomes 14 freshmen to its roster, including student-athletes from 10 different states.
16	In 2017, Notre Dame finished 16-10 against non-conference opponents. The Irish recorded the series victory over Austin Peay and also topped Rhode Island, Monmouth, Davidson, Northern Illinois, Chicago State, Michigan State, Toledo, Central Michigan, Illinois State, Valparaiso, Eastern Michigan, Northwestern and Western Michigan.
19	Notre Dame's opening weekend series at LSU begins a stretch of 19 consecutive games away from Frank Eck Stadium. Of those 19, 11 of them are true road contests.
22	Notre Dame is scheduled to have all 22 of its home games streamed live on ACC Network Extra/WatchESPN.
25	With a win against LSU, the Irish will have won their first game against a top-25 team since defeating No. 19 Virginia, 8-2, in Charlottesville on April 21, 2017.
33	No. 33 Cole Kmet will make his Irish baseball debut this season after competing as a tight end on the Notre Dame football team in the fall.
58	Notre Dame returns Nick Podkul and Matt Vierling, who were the only Irish to appear in all 58 contests in 2017.

### The Start of a New Season

- Notre Dame enters its 122nd season and eighth season under head coach Mik Aoki.
- In his career at Notre Dame, Aoki owns a record of 200-193-1.
- The Irish will work toward their 23rd NCAA Regional appearance and first since 2015.

### Opening Day History

- Notre Dame has gone 5-2 on Opening Day in the Mik Aoki era. In the last seven years, Notre Dame has won the first three-game series of the season three times.
- In 2017, the Irish opened the season against Lafayette as part of the Alamo Irish Classic in San Antonio, and Notre Dame fell, 10-2.

### Friend or Foe?

- LSU head coach Paul Mainieri served at the helm of the Irish baseball program for 12 seasons (1995-2006) and owned a 533-213-3 (.714) record during that span. Mainieri's Notre Dame squads went to nine NCAA Regionals and one College World Series (2002).
- Mainieri enters his 12th season at LSU, where he has compiled a 512-202-3 (.716) record with five College World Series appearances and three National Coach of the Year nods.

### Series History: LSU

- Notre Dame trails LSU 3-4 in the all-time series.
- The Irish and the Tigers last squared off on May 11, 2016, when the teams played a doubleheader at Frank Eck Stadium. Notre Dame dropped both games, falling 1-0 in 11 innings in Game 1 and losing 3-2 in seven innings in Game 2.
- Notre Dame owns a 3-2 record against the Tigers in Baton Rouge. The Irish have won their last two games at The Box, outscoring the Tigers 13-4 in those contests.

### Scouting the Tigers

- LSU is coming off a season that saw them travel to Omaha for the College World Series. The Tigers fell to Florida in the CWS Finals after finishing the season 52-20.
- The Tigers had eight players drafted last summer and will rely on a handful of freshmen to fill the void, particularly in left field and at second base.



# AT A GLANCE

## The Record When...

Home .....	0-0
Away .....	0-0
Neutral .....	0-0
vs. teams ranked in top 25 .....	0-0
vs. teams ranked in top 10 .....	0-0
vs. teams ranked in top 5 .....	0-0
vs. unranked opponents.....	0-0
Both teams are ranked .....	0-0
Neither team is ranked .....	0-0
ND is ranked higher.....	0-0
Opponent is ranked higher.....	0-0
In February.....	0-0
In March.....	0-0
In April .....	0-0
In May .....	0-0
In June .....	0-0
Day Games .....	0-0
Night Games .....	0-0
Decided by one run or fewer .....	0-0
Decided by one run or more .....	0-0
Scoring first.....	0-0
Opponent scores first .....	0-0
Leading after six innings .....	0-0
Leading after seven innings .....	0-0
Leading after eight innings .....	0-0
In extra innings.....	0-0
Scoring 0-2 runs.....	0-0
Scoring 3-5 runs.....	0-0
Scoring 6+ runs .....	0-0
Allowing 0-2 runs .....	0-0
Allowing 3-5 runs .....	0-0
Allowing 6+ runs.....	0-0
Coming off a loss.....	0-0
vs. Atlantic Coast Conference.....	0-0
vs. non-conference opponent .....	0-0

## Irish Eyes Are Smiling

- All 22 Irish home games will be streamed live on ACC Network Extra as part of a record-setting number (800-plus) of regular-season games on the ESPN family of networks.
- Notre Dame's midweek game at Michigan State on April 10 will be broadcast on ESPNU.

## Filling in the Rotation

- Notre Dame enters 2018 looking to fill the void of its three weekend starters as well as its closer from last season.
- Former Irish starters Brad Bass, Michael Hearne and Brandon Bielak and closer Sean Guenther combined to go 11-24 with a 4.21 ERA (139 ER/297.1 IP). The foursome recorded 267 strikeouts, 8.08 strikeouts/9.0 IP, and 2.47 strikeout/walk ratio (108 walks).

## 2017 Season Summary

- The Irish finished the 2017 season with a 26-32 record, including a 10-20 mark in the ACC.
- Notre Dame dropped back-to-back contests against Florida State (3-5) and Louisville (3-10) in the ACC Championship. Current junior Nick Podkul was named to the ACC's All-Tournament team in 2017.

## 2017 MLB Draft

- Six players from last year's roster were selected in the 2017 Major League Baseball Draft. Five of the six were pitchers who tallied a 4.09 ERA (129 ER/284.0 IP) with 293 strikeouts in 2017.
- Right-handed pitcher Peter Solomon highlighted the six draft picks as he went 121st overall (No. 16 in the 4th round) to Houston.
- Sean Guenther (209 overall to MIA), Brad Bass (215; DET), Brandon Bielak (331; HOU), Evy Ruibal (490; LAD) and Ryan Lidge (602; NYY) followed Solomon in the draft order.

## Coming Up Next

- Notre Dame hosts the Alamo Irish Classic at Nelson Wolff Stadium in San Antonio, Texas from Feb. 22-25.
- The Irish are scheduled to play two on Feb. 22, when they open against Saint Louis and follow with a nightcap versus Incarnate Word. Notre Dame will face Purdue on Feb. 24, and there will be championship and consolation games to close the tournament on Feb. 25.

## Irish Awards & Accolades

### Joe Boyle

- No. 2 Freshman by *Perfect Game*

### Nick Podkul

- *College Baseball Daily* Preseason All-ACC Honorable Mention

### Matt Vierling

- *College Baseball Daily* Preseason All-ACC Team
- *Perfect Game* Preseason All-ACC

# 2018 NOTRE DAME BASEBALL GAME NOTES

## 2018 ROSTER

No.	Name	Pronunciation	Class	Pos.	Ht./Wt.	B/T	Hometown/High School
1	Ryan Cole		FR	OF	6-0/160	R/R	San Ramon, CA/De La Salle
2	Spencer Myers		FR	INF	5-11/167	S/R	Tampa, FL/Berkeley Prep
3	David LaManna		FR	C	5-10/176	R/R	Saddle River, NJ/Bergen Catholic
5	Bryce Gray		SO	C	6-0/212	R/R	Flossmoor, IL/Homewood-Flossmoor
6	Cole Daily		JR	INF	6-0/187	L/R	Springfield, IL/Springfield Sacred Heart-Griffin
7	Nick Podkul	POD-kool	JR	INF	6-1/198	R/R	Schererville, IN/Andrean
8	Alex Kerschner		SR	OF	6-2/221	R/L	New Berlin, WI/Marquette University High School
10	Jake Singer		JR	INF	5-11/175	R/R	San Diego, CA/Torrey Pines
11	Tommy Vail	Vayle	FR	LHP	5-11/181	R/L	Seattle, WA/Bishop Blanchet
12	Niko Kavadas	Kuh-VAH-das	FR	INF/OF	6-0/240	L/R	Granger, IN/Penn
13	John Arndorfer		FR	OF	6-3/197	L/R	Lake Oswego, OR/Jesuit
15	Eric Gilgenbach		JR	OF/INF	6-2/205	R/R	Rochester Hills, MI/Stoney Creek
16	Jared Miller		FR	INF	6-0.5/188	S/R	Marietta, GA/Pope
18	Charlie Vorsheck		SR	RHP	6-3.5/223	R/R	Laguna Hills, CA/Mater Dei
19	Eric Feliz		JR	OF	5-11/203	R/R	Englewood Cliffs, NJ/IMG Academy (Bradenton, FL)
21	Anthony Holubecki		SO	RHP	6-4/195	R/R	Elburn, IL/IMG Academy (Fla.)
22	Zack Martin		SO	RHP	6-6/238	R/R	Plainfield, IL/Plainfield North
23	Jack Sheehan		SO	RHP	6-3/184	R/R	Brielle, NJ/Manasquan
24	Matt Vierling	VEER-ling	JR	OF/RHP	6-2/208	R/R	St. Louis, MO/Christian Brothers College High School
26	Cameron Brown		SO	LHP	6-1/197	L/L	Lakewood, CO/D'Evelyn
27	Brian Morrell		FR	RHP/INF	6-0/184	S/R	Shoreham, NY/Shoreham-Wading River
28	Matt James		FR	C	5-11/190	R/R	Ferndale, WA/Ferndale
31	Daniel Jung		SO	1B/OF	5-11/200	L/L	La Mirada, CA/La Mirada
32	Cameron Junker		SO	RHP	6-5/220	R/R	Cincinnati, OH/Moeller
33	Cole Kmet	k-MET	FR	LHP/INF	6-5.5/256	R/L	Lake Barrington, IL/St. Viator
36	Zachary Dreznin		FR	RHP	6-4/215	R/R	Saddle River, NJ/Northern Highlands Regional
37	Patrick McDonald		SO	RHP/OF	6-2.5/197	R/R	Marietta, GA/Woodberry Forest
38	Scott Tully		GS	LHP	5-11/185	L/L	Reading, MA/Reading Memorial
39	Jake Johnson		SR	OF	6-1/197	L/L	Atlanta, GA/The Westminster Schools
40	Tommy Sheehan		FR	LHP/INF	6-3/208	L/L	Brielle, NJ/Manasquan
41	Andrew Belcik		SO	RHP	6-3/236	R/R	Oldsmar, FL/East Lake
46	Joe Boyle		FR	RHP	6-7/220	R/R	Goshen, KY/North Oldham
49	Brandon Knarr	k-NAR	FR	LHP	5-10/221	R/L	York, Pa./Eastern York
55	Shane Combs		JR	RHP	6-2/221	R/R	Wellesley, MA/St. John's High School

<b>Head Coach</b>	9	Mik Aoki (Davidson '90)	MICK ay-OH-kee	Eighth Year at ND (200-193-1)	18th Year Overall (410-456-2)
<b>Assistant Coach</b>	29	Jesse Woods (Wheaton '04)		Eighth Year at ND	
<b>Assistant Coach</b>	34	Chuck Ristano (Sacred Heart '04)	ris-tahn-O	Eighth Year at ND	
<b>Volunteer Assistant</b>	25	Robert Youngdahl (Notre Dame '15)	young-doll	Third Year at ND	
<b>Director of Operations</b>		Kelli Zeese (Saint Mary's (IN) '12)	ZAY-zee	Third Year at ND	

\*Indicates Monograms won

# 2018 SCHEDULE

0-0 Overall | 0-0 Home | 0-0 Away | 0-0 Neutral | 0-0 ACC

Date	Time	Opponent	Location	TV/Radio	Decision	Attendance	Result
Feb. 16	8 p.m.	at No. 9 LSU	Baton Rouge, LA	SEC Network+/WatchND & 103.1 FM (Chuck Freeby)			
Feb. 17	5 p.m.	at No. 9 LSU	Baton Rouge, LA	SEC Network+/ WatchND & 103.1 FM (Chuck Freeby)			
Feb. 18	Noon	at No. 9 LSU	Baton Rouge, LA	SEC Network+/ WatchND & 103.1 FM (Chuck Freeby)			
<b><u>Alamo Irish Classic // Nelson Wolff Stadium</u></b>							
Feb. 22	4 p.m.	vs. Saint Louis	San Antonio, TX	WatchND & 103.1 FM (Chuck Freeby)			
Feb. 22	8 p.m.	vs. Incarnate Word	San Antonio, TX	WatchND			
Feb. 24	1 p.m.	vs. Purdue	San Antonio, TX	WatchND & 103.1 FM (Chuck Freeby)			
Feb. 25	Noon	Champ/Consolation	San Antonio, TX	WatchND & 103.1 FM (Chuck Freeby)			
<b><u>Kissimmee Irish Classic // Osceola County Stadium</u></b>							
March 2	5 p.m.	vs. Youngstown St.	Kissimmee, FL	103.1 FM (Thaddeus Krzus)			
March 3	4 p.m.	vs. Seton Hall	Kissimmee, FL	103.1 FM (Thaddeus Krzus)			
March 4	10 a.m.	vs. Seattle	Kissimmee, FL	103.1 FM (Thaddeus Krzus)			
March 9	7 p.m.	at Miami*	Coral Gables, FL	ACC Network Extra/WatchND & 103.1 FM (Chuck Freeby)			
March 10	7 p.m.	at Miami*	Coral Gables, FL	ACC Network Extra/WatchND & 103.1 FM (Chuck Freeby)			
March 11	1 p.m.	at Miami*	Coral Gables, FL	ACC Network Extra/WatchND & 103.1 FM (Chuck Freeby)			
<b><u>Snowbird Tournament // No. Charlotte Regional Park</u></b>							
March 13	4 p.m.	Saint Joseph's	Port Charlotte, FL				
March 14	4 p.m.	Saint Joseph's	Port Charlotte, FL				
March 16	6 p.m.	at Florida State*	Tallahassee, FL	ACC Network Extra/WatchND & 103.1 FM (Chuck Freeby)			
March 17	2 p.m.	at Florida State*	Tallahassee, FL	ACC Network Extra/WatchND & 103.1 FM (Chuck Freeby)			
March 18	Noon	at Florida State*	Tallahassee, FL	ACC Network Extra/WatchND & 103.1 FM (Chuck Freeby)			
March 20	7 p.m.	at UIC	Chicago, IL				
<b>March 21</b>	<b>6:05 p.m.</b>	<b>NIU</b>	<b>Notre Dame, IN</b>	<b>ACC Network Extra/WatchND &amp; 103.1 FM (Chuck Freeby)</b>			
<b>March 23</b>	<b>6:05 p.m.</b>	<b>Wake Forest*</b>	<b>Notre Dame, IN</b>	<b>ACC Network Extra/WatchND &amp; 103.1 FM (Chuck Freeby)</b>			
<b>March 24</b>	<b>2:05 p.m.</b>	<b>Wake Forest*</b>	<b>Notre Dame, IN</b>	<b>ACC Network Extra/WatchND &amp; 103.1 FM (Chuck Freeby)</b>			
<b>March 25</b>	<b>1:05 p.m.</b>	<b>Wake Forest*</b>	<b>Notre Dame, IN</b>	<b>ACC Network Extra/WatchND &amp; 103.1 FM (Chuck Freeby)</b>			
<b>March 27</b>	<b>6:05 p.m.</b>	<b>Kent State</b>	<b>Notre Dame, IN</b>	<b>ACC Network Extra/WatchND &amp; 103.1 FM (Chuck Freeby)</b>			
<b>March 28</b>	<b>6:05 p.m.</b>	<b>Kent State</b>	<b>Notre Dame, IN</b>	<b>ACC Network Extra/WatchND &amp; 103.1 FM (Chuck Freeby)</b>			
March 30	6 p.m.	at Duke*	Durham, NC	ACC Network Extra/WatchND & 103.1 FM (Chuck Freeby)			
March 31	1 p.m.	at Duke*	Durham, NC	ACC Network Extra/WatchND & 103.1 FM (Chuck Freeby)			
April 1	Noon	at Duke*	Durham, NC	ACC Network Extra/WatchND & 103.1 FM (Chuck Freeby)			
<b>April 3</b>	<b>6:05 p.m.</b>	<b>Chicago State</b>	<b>Notre Dame, IN</b>	<b>ACC Network Extra/WatchND &amp; 103.1 FM (Chuck Freeby)</b>			
April 4	6 p.m.	at South Bend Cubs#	South Bend, IN				
<b>April 6</b>	<b>6:05 p.m.</b>	<b>Clemson*</b>	<b>Notre Dame, IN</b>	<b>ACC Network Extra/WatchND &amp; 103.1 FM (Chuck Freeby)</b>			
<b>April 7</b>	<b>2:05 p.m.</b>	<b>Clemson*</b>	<b>Notre Dame, IN</b>	<b>ACC Network Extra/WatchND &amp; 103.1 FM (Chuck Freeby)</b>			
<b>April 8</b>	<b>1:05 p.m.</b>	<b>Clemson*</b>	<b>Notre Dame, IN</b>	<b>ACC Network Extra/WatchND &amp; 103.1 FM (Chuck Freeby)</b>			
April 10	3 p.m.	at Michigan St.	East Lansing, MI	ESPNU/WatchND & 103.1 FM (Chuck Freeby)			
<b>April 11</b>	<b>6:05 p.m.</b>	<b>Northwestern</b>	<b>Notre Dame, IN</b>	<b>ACC Network Extra/WatchND &amp; 103.1 FM (Chuck Freeby)</b>			
April 13	6:30 p.m.	at NC State*	Raleigh, NC	ACC Network Extra/WatchND & 103.1 FM (Chuck Freeby)			
April 14	6:30 p.m.	at NC State*	Raleigh, NC	ACC Network Extra/WatchND & 103.1 FM (Chuck Freeby)			
April 15	Noon	at NC State*	Raleigh, NC	ACC Network Extra/WatchND & 103.1 FM (Chuck Freeby)			
April 17	7 p.m.	vs. Indiana	Indianapolis, IN				
<b>April 20</b>	<b>6:05 p.m.</b>	<b>Virginia Tech*</b>	<b>Notre Dame, IN</b>	<b>ACC Network Extra/WatchND &amp; 103.1 FM (Chuck Freeby)</b>			
<b>April 21</b>	<b>2:05 p.m.</b>	<b>Virginia Tech*</b>	<b>Notre Dame, IN</b>	<b>ACC Network Extra/WatchND &amp; 103.1 FM (Chuck Freeby)</b>			
<b>April 22</b>	<b>1:05 p.m.</b>	<b>Virginia Tech*</b>	<b>Notre Dame, IN</b>	<b>ACC Network Extra/WatchND &amp; 103.1 FM (Chuck Freeby)</b>			
<b>April 24</b>	<b>6:05 p.m.</b>	<b>Valparaiso</b>	<b>Notre Dame, IN</b>	<b>ACC Network Extra/WatchND &amp; 103.1 FM (Chuck Freeby)</b>			
<b>April 27</b>	<b>6:05 p.m.</b>	<b>Boston College*</b>	<b>Notre Dame, IN</b>	<b>ACC Network Extra/WatchND &amp; 103.1 FM (Chuck Freeby)</b>			
<b>April 28</b>	<b>1:05 p.m.</b>	<b>Boston College*</b>	<b>Notre Dame, IN</b>	<b>ACC Network Extra/WatchND &amp; 103.1 FM (Chuck Freeby)</b>			
<b>April 29</b>	<b>1:05 p.m.</b>	<b>Boston College*</b>	<b>Notre Dame, IN</b>	<b>ACC Network Extra/WatchND &amp; 103.1 FM (Chuck Freeby)</b>			
<b>May 1</b>	<b>6:05 p.m.</b>	<b>Western Michigan</b>	<b>Notre Dame, IN</b>	<b>ACC Network Extra/WatchND &amp; 103.1 FM (Chuck Freeby)</b>			
<b>May 4</b>	<b>6:05 p.m.</b>	<b>Pittsburgh*</b>	<b>Notre Dame, IN</b>	<b>ACC Network Extra/WatchND &amp; 103.1 FM (Chuck Freeby)</b>			
<b>May 5</b>	<b>2:05 p.m.</b>	<b>Pittsburgh*</b>	<b>Notre Dame, IN</b>	<b>ACC Network Extra/WatchND &amp; 103.1 FM (Chuck Freeby)</b>			
<b>May 6</b>	<b>1:05 p.m.</b>	<b>Pittsburgh*</b>	<b>Notre Dame, IN</b>	<b>ACC Network Extra/WatchND &amp; 103.1 FM (Chuck Freeby)</b>			
May 15	4:30 p.m.	at Northwestern	Evanston, IL				
May 17	6 p.m.	at Louisville*	Louisville, KY	WatchND & 103.1 FM (Bob Nagle)			
May 18	6 p.m.	at Louisville*	Louisville, KY	WatchND & 103.1 FM (Bob Nagle)			
May 19	1 p.m.	at Louisville*	Louisville, KY	WatchND & 103.1 FM (Bob Nagle)			
<b><u>ACC Championship // Durham Bulls Athletic Park</u></b>							
May 22	TBD	TBD	Durham, N.C.				
May 23	TBD	TBD	Durham, N.C.				
May 24	TBD	TBD	Durham, N.C.				
May 25	TBD	TBD	Durham, N.C.				
May 26	TBD	TBD	Durham, N.C.				
May 27	TBD	TBD	Durham, N.C.				

# exhibition  
\*ACC game

**2018 NOTRE DAME BASEBALL GAME NOTES****IRISH IN THE PROS**

<b>Player</b>	<b>Team</b>	<b>League</b>	<b>Notes</b>
John Axford	Oakland Athletics	MLB	
Trey Mancini	Baltimore Orioles	MLB	
Jeff Manship	Cincinnati Reds	MLB	
David Phelps	Miami Marlins	MLB	
A.J. Pollock	Arizona Diamondbacks	MLB	
Jeff Samardzija	San Francisco Giants	MLB	
Brandon Bielak	Tri-City ValleyCats	A (HOU)	Drafted in the 11th round of the 2017 MLB Draft
Cavan Biggio	Dunedin Blue Jays	High A (TOR)	
Sean Guenther	Batavia Muckdogs	A (MIA)	Drafted in the seventh round of the 2017 MLB Draft
Torii Hunter Jr.	Orem Owlz	Rookie (LAA)	
Eric Jagielo	Louisville Bats	AAA (CIN)	
Ryan Lidge	Charleston RiverDogs	A (NYY)	Drafted in the 20th round of the 2017 MLB Draft
Evy Ruibal	Great Lakes Loons	A (LAD)	Drafted in the 16th round of the 2017 MLB Draft
Dan Slania	Sacramento River Cats	AAA (SFG)	
Peter Solomon	GCL Astros	Rookie (HOU)	Drafted by Houston in the fourth round of the 2017 MLB Draft

## #1 RYAN COLE



Freshman/OF  
  
Career Highs  
Hits: --  
Runs: --  
RBI: --

News & Notes

### CAREER SUMMARY

### 2018 GAME-BY-GAME

## #2 SPENCER MYERS




Freshman/INF  
  
Career Highs  
Hits: --  
Runs: --  
RBI: --

News & Notes

### CAREER SUMMARY

### 2018 GAME-BY-GAME

## #3 DAVID LAMANNA



**Freshman/CA**  
  
**Career Highs**  
**Hits:** --  
**Runs:** --  
**RBI:** --

**News & Notes**

### CAREER SUMMARY

### 2018 GAME-BY-GAME

## #5 BRYCE GRAY



**Sophomore/CA**  
  
**Career Highs**  
**Hits:** 1 (5/14/17 vs. Austin Peay)  
**Runs:** --  
**RBI:** --

**News & Notes**  
 • Hit .143 over six games for the Irish in 2017.


### CAREER SUMMARY

Year	avg	gp-gs	ab	r	h	2b	3b	hr	rbi	tb	slg%	bb	hbp	so	gdp	ob%	sf	sh	sb-att	po	a	e	fld%
2017	.143	6-0	7	0	1	0	0	0	0	1	.143	0	0	2	0	.143	0	0	0-0	4	0	0	1.000
TOTAL	.143	6-0	7	0	1	0	0	0	0	1	.143	0	0	2	0	.143	0	0	0-0	4	0	0	1.000

### 2018 GAME-BY-GAME

# 2018 NOTRE DAME BASEBALL GAME NOTES

## #6 COLE DAILY



**Junior/INF**

**Career Highs**

**Hits:** 3 (2x; 5/19/17 at Boston Coll.)

**Runs:** 3 (2/18/17 vs. Incarnate Word)

**RBI:** 3 (4/9/17 vs. Georgia Tech)

**News & Notes**

- Batted .244 with eight doubles and a triple in 57 games last season.

### CAREER SUMMARY

Year	avg	gp-gs	ab	r	h	2b	3b	hr	rbi	tb	slg%	bb	hbp	so	gdp	ob%	sf	sh	sb-att	po	a	e	fld%
2016	.239	26-12	46	9	11	5	0	0	7	16	.348	7	1	15	1	.352	0	1	0-0	5	12	3	.850
2017	.244	57-56	197	24	48	8	1	0	16	58	.294	20	2	47	6	.315	3	4	12-17	85	146	19	.924
TOTAL	.243	83-68	243	33	59	13	1	0	23	74	.305	27	3	62	7	.322	3	5	12-17	90	158	22	.919

### 2018 GAME-BY-GAME

--	--	--	--	--	--	--	--	--	--	--	--	--	--	--	--	--	--	--	--	--	--	--	--

## #7 NICK PODKUL



**Junior/INF**

**Career Highs**

**Hits:** 4 (5/24/17 vs. Florida State)

**Runs:** 3 (2x; 5/16/17 vs. W. Mich.)

**RBI:** 2 (5x)

**News & Notes**

- Earned preseason All-ACC honorable mention accolades from College Baseball Daily.
- Batted .285 with 15 doubles and 34 runs scored for the Irish in 2017.
- Podkul is looking to extend his hitting streak to seven games, dating back to the 2017 season.

### CAREER SUMMARY

Year	avg	gp-gs	ab	r	h	2b	3b	hr	rbi	tb	slg%	bb	hbp	so	gdp	ob%	sf	sh	sb-att	po	a	e	fld%
2016	.288	40-36	125	16	36	6	1	0	11	44	.352	20	8	25	1	.413	2	2	3-3	206	24	2	.991
2017	.285	58-58	221	34	63	15	2	5	20	97	.439	22	15	43	3	.386	1	2	10-12	121	131	9	.966
TOTAL	.286	98-94	346	50	99	21	3	5	31	141	.408	42	23	68	4	.396	3	4	13-15	327	155	11	.978

### 2018 GAME-BY-GAME

--	--	--	--	--	--	--	--	--	--	--	--	--	--	--	--	--	--	--	--	--	--	--	--



2018 NOTRE DAME BASEBALL GAME NOTES

#8 ALEX KERSCHNER



Senior/OF  
**Career Highs**  
**Hits:** --  
**Runs:** 1 (2/25/17 at San Diego State)  
**RBI:** --

News & Notes

CAREER SUMMARY

Year	avg	gp-gs	ab	r	h	2b	3b	hr	rbi	tb	slg%	bb	hbp	so	gdp	ob%	sf	sh	sb-att	po	a	e	fld%
2017	.000	9-2	9	1	0	0	0	0	0	0	.000	3	0	1	1	.250	0	1	0-0	8	0	1	.889
TOTAL	.000	9-2	9	1	0	0	0	0	0	0	.000	3	0	1	1	.250	0	1	0-0	8	0	1	.889

2018 GAME-BY-GAME

--	--	--	--	--	--	--	--	--	--	--	--	--	--	--	--	--	--	--	--	--	--	--	--

#11 TOMMY VAIL



Freshman/LHP  
**Career Highs**  
**IP:** --  
**Strikeouts:** --

News & Notes

CAREER SUMMARY

--	--	--	--	--	--	--	--	--	--	--	--	--	--	--	--	--	--	--	--	--	--	--	--

2018 GAME-BY-GAME

--	--	--	--	--	--	--	--	--	--	--	--	--	--	--	--	--	--	--	--	--	--	--	--

# #12 NIKO KAVADAS



Freshman/INF

Career Highs  
 Hits: --  
 Runs: --  
 RBI: --

News & Notes

## CAREER SUMMARY

## 2018 GAME-BY-GAME

# #13 JOHN ARNDORFER



Freshman/OF


Career Highs  
 Hits: --  
 Runs: --  
 RBI: --

News & Notes

## CAREER SUMMARY

## 2018 GAME-BY-GAME

## #15 ERIC GILGENBACH



**Junior/OF**  
**Career Highs**  
**Hits:** 3 (2x; 5/24/17 vs. Florida State)  
**Runs:** 2 (5/13/17 vs. Austin Peay)  
**RBI:** 4 (5/13/17 vs. Austin Peay)

**News & Notes**

- Owned a .333 average and a .608 slugging percentage with five doubles and three home runs in 2017.


### CAREER SUMMARY

Year	avg	gp-gs	ab	r	h	2b	3b	hr	rbi	tb	slg%	bb	hbp	so	gdp	ob%	sf	sh	sb-att	po	a	e	fld%
2017	.333	36-14	51	10	17	5	0	3	8	31	.608	13	4	23	0	.500	0	1	2-4	33	0	1	.971
TOTAL	.333	36-14	51	10	17	5	0	3	8	31	.608	13	4	23	0	.500	0	1	2-4	33	0	1	.971

### 2018 GAME-BY-GAME

--	--	--	--	--	--	--	--	--	--	--	--	--	--	--	--	--	--	--	--	--	--	--	--

## #16 JARED MILLER



**Freshman/INF**  
**Career Highs**  
**Hits:** --  
**Runs:** --  
**RBI:** --

**News & Notes**

### CAREER SUMMARY

--	--	--	--	--	--	--	--	--	--	--	--	--	--	--	--	--	--	--	--	--	--	--	--

### 2018 GAME-BY-GAME

--	--	--	--	--	--	--	--	--	--	--	--	--	--	--	--	--	--	--	--	--	--	--	--

# #18 CHARLIE VORSHECK



**Senior/RHP**

**Career Highs**  
**IP:** 6.1 (5/16/17 vs. W. Michigan)  
**Strikeouts:** 6 (4/18/17 vs. C. Mich.)

**News & Notes**

- Went 5-0 and recorded a 2.88 ERA in 17 appearances in 2017.

## CAREER SUMMARY

Year	avg	gp-gs	ab	r	h	2b	3b	hr	rbi	tb	slg%	bb	hbp	so	gdp	ob%	sf	sh	sb-att	po	a	e	fld%
2015	.000	0-0	0	0	0	0	0	0	0	0	.000	0	0	0	0	.000	0	0	0-0	0	1	0	1.000
2016	.000	0-0	0	0	0	0	0	0	0	0	.000	0	0	0	0	.000	0	0	0-0	0	3	1	.750
2017	.000	0-0	0	0	0	0	0	0	0	0	.000	0	0	0	0	.000	0	0	0-0	3	6	0	1.000
TOTAL	.000	0-0	0	0	0	0	0	0	0	0	.000	0	0	0	0	.000	0	0	0-0	3	10	1	.929

Year	era	w-l	app	gs	cg	sho	sv	ip	h	r	er	bb	so	2b	3b	hr	bf	bavg	wp	hbp	bk	sfa	sha
2015	3.38	0-0	3	0	0	0/2	0	2.2	3	1	1	2	2	1	0	1	13	.273	1	0	0	0	0
2016	4.05	0-0	11	0	0	0/1	0	13.1	16	8	6	2	9	5	0	0	61	.281	0	1	0	0	1
2017	2.88	5-0	17	4	0	0/2	0	40.2	28	16	13	14	31	4	1	2	163	.206	1	3	0	4	5
TOTAL	3.18	5-0	31	4	0	0/5	0	56.2	47	25	20	18	42	10	1	3	237	.230	2	4	0	4	6

## 2018 GAME-BY-GAME

--	--	--	--	--	--	--	--	--	--	--	--	--	--	--	--	--	--	--	--	--	--	--	--

# #19 ERIC FELIZ



**Junior/OF**

**Career Highs**  
**Hits:** 3 (5/19/17 at Boston College)  
**Runs:** 3 (5/19/17 at Boston College)  
**RBI:** 3 (5/19/17 at Boston College)

**News & Notes**

- Hit .324 with four doubles and two home runs in 15 games for the Irish in 2017.

## CAREER SUMMARY


Year	avg	gp-gs	ab	r	h	2b	3b	hr	rbi	tb	slg%	bb	hbp	so	gdp	ob%	sf	sh	sb-att	po	a	e	fld%
2017	.324	15-9	37	7	12	4	0	2	6	22	.595	1	0	7	0	.333	1	0	0-0	4	1	1	.833
TOTAL	.324	15-9	37	7	12	4	0	2	6	22	.595	1	0	7	0	.333	1	0	0-0	4	1	1	.833

## 2018 GAME-BY-GAME

--	--	--	--	--	--	--	--	--	--	--	--	--	--	--	--	--	--	--	--	--	--	--	--

# 2018 NOTRE DAME BASEBALL GAME NOTES

## #21 ANTHONY HOLUBECKI



**Sophomore/RHP**

**Career Highs**  
**IP:** 1.1 (4/21/17 at Virginia)  
**Strikeouts:** 1 (4/21/17 at Virginia)

**News & Notes**

- Recorded a 6.00 ERA in four appearances (3.0 IP) in 2017.

### CAREER SUMMARY

Year	avg	gp-gs	ab	r	h	2b	3b	hr	rbi	tb	slg%	bb	hbp	so	gdp	ob%	sf	sh	sb-att	po	a	e	fld%
2017	.000	0-0	0	0	0	0	0	0	0	0	.000	0	0	0	0	.000	0	0	0-0	0	1	0	1.000
TOTAL	.000	0-0	0	0	0	0	0	0	0	0	.000	0	0	0	0	.000	0	0	0-0	0	1	0	1.000

Year	era	w-l	app	gs	cg	sho	sv	ip	h	r	er	bb	so	2b	3b	hr	bf	bavg	wp	hbp	bk	sfa	sha
2017	6.00	0-0	4	0	0	0/0	0	3.0	4	2	2	4	2	0	0	0	17	.308	5	0	0	0	0
TOTAL	6.00	0-0	4	0	0	0/0	0	3.0	4	2	2	4	2	0	0	0	17	.308	5	0	0	0	0

### 2018 GAME-BY-GAME

--	--	--	--	--	--	--	--	--	--	--	--	--	--	--	--	--	--	--	--	--	--	--	--

## #22 ZACK MARTIN



**Sophomore/RHP**

**Career Highs**  
**IP:** 1.0 (3x; 4/28/17 vs. Duke)  
**Strikeouts:** 1 (7x)

**News & Notes**

- Worked 6.0 innings and recorded a 1.50 ERA in nine appearances in 2017.

### CAREER SUMMARY

Year	avg	gp-gs	ab	r	h	2b	3b	hr	rbi	tb	slg%	bb	hbp	so	gdp	ob%	sf	sh	sb-att	po	a	e	fld%
2017	.000	0-0	0	0	0	0	0	0	0	0	.000	0	0	0	0	.000	0	0	0-0	2	0	0	1.000
TOTAL	.000	0-0	0	0	0	0	0	0	0	0	.000	0	0	0	0	.000	0	0	0-0	2	0	0	1.000

Year	era	w-l	app	gs	cg	sho	sv	ip	h	r	er	bb	so	2b	3b	hr	bf	bavg	wp	hbp	bk	sfa	sha
2017	1.50	0-0	9	0	0	0/0	0	6.0	3	1	1	4	7	0	0	0	24	.150	2	0	0	0	0
TOTAL	1.50	0-0	9	0	0	0/0	0	6.0	3	1	1	4	7	0	0	0	24	.150	2	0	0	0	0

### 2018 GAME-BY-GAME

--	--	--	--	--	--	--	--	--	--	--	--	--	--	--	--	--	--	--	--	--	--	--	--

# 2018 NOTRE DAME BASEBALL GAME NOTES

## #23 JACK SHEEHAN



**Sophomore/RHP**

**Career Highs**

**IP:** 3.0 (2/17/17 vs. Lafayette)  
**Strikeouts:** 4 (2/17/17 vs. Lafayette)

**News & Notes**

- Threw 9.1 innings and recorded a 6.75 ERA in six relief appearances in 2017.

### CAREER SUMMARY

Year	avg	gp-gs	ab	r	h	2b	3b	hr	rbi	tb	slg%	bb	hbp	so	gdp	ob%	sf	sh	sb-att	po	a	e	fld%
2017	.000	0-0	0	0	0	0	0	0	0	0	.000	0	0	0	0	.000	0	0	0-0	1	0	0	1.000
TOTAL	.000	0-0	0	0	0	0	0	0	0	0	.000	0	0	0	0	.000	0	0	0-0	1	0	0	1.000

Year	era	w-l	app	gs	cg	sho	sv	ip	h	r	er	bb	so	2b	3b	hr	bf	bavg	wp	hbp	bk	sfa	sha
2017	6.75	0-0	6	0	0	0/0	0	9.1	15	8	7	4	5	5	0	0	46	.385	1	0	0	3	0
TOTAL	6.75	0-0	6	0	0	0/0	0	9.1	15	8	7	4	5	5	0	0	46	.385	1	0	0	3	0

### 2018 GAME-BY-GAME

--	--	--	--	--	--	--	--	--	--	--	--	--	--	--	--	--	--	--	--	--	--	--	--

## #24 MATT VIERLING



**Junior/OF, RHP**

**Career Highs**

**Hits:** 4 (2x, 5/14/17 vs. Austin Peay)  
**Runs:** 3 (3/4/17 vs. Rhode Island)  
**RBI:** 4 (2x; 3/4/17 vs. Rhode Island)  
**IP:** 4.0 (3/19/17 at Pittsburgh)  
**Strikeouts:** 3 (2x; 4/20/16 vs.

**News & Notes**

- Named preseason All-ACC by Perfect Game.
- Earned preseason All-ACC honorable mention accolades from College Baseball Daily.
- Started all 58 games in 2017, batting .330 with 28 runs scored and 42 RBI.

### CAREER SUMMARY

Year	avg	gp-gs	ab	r	h	2b	3b	hr	rbi	tb	slg%	bb	hbp	so	gdp	ob%	sf	sh	sb-att	po	a	e	fld%
2016	.258	54-54	213	26	55	3	1	6	29	78	.366	20	0	35	2	.322	0	0	3-5	128	4	2	.985
2017	.330	58-58	224	28	74	20	4	7	42	123	.549	23	4	40	9	.398	3	0	7-8	147	10	1	.994
TOTAL	.295	112-112	437	54	129	23	5	13	71	201	.460	43	4	75	11	.361	3	0	10-13	275	14	3	.990


  

Year	era	w-l	app	gs	cg	sho	sv	ip	h	r	er	bb	so	2b	3b	hr	bf	bavg	wp	hbp	bk	sfa	sha
2016	3.60	2-1	10	0	0	0/2	0	10.0	11	4	4	4	12	3	0	1	44	.289	2	0	0	1	1
2017	8.74	1-1	10	0	0	0/1	2	11.1	16	11	11	8	7	4	1	1	55	.381	1	1	0	2	2
TOTAL	6.33	3-2	20	0	0	0/3	2	21.1	27	15	15	12	19	7	1	2	99	.338	3	1	0	3	3

### 2018 GAME-BY-GAME

--	--	--	--	--	--	--	--	--	--	--	--	--	--	--	--	--	--	--	--	--	--	--	--

## #26 CAMERON BROWN



Sophomore/LHP

Career Highs

IP: --

Strikeouts: --

News & Notes

- Worked 21.0 innings and went 1-0 with a 5.57 ERA over 15 appearances in 2017.

### CAREER SUMMARY


Year	avg	gp-gs	ab	r	h	2b	3b	hr	rbi	tb	slg%	bb	hbp	so	gdp	ob%	sf	sh	sb-att	po	a	e	fld%
2017	.000	0-0	0	0	0	0	0	0	0	0	.000	0	0	0	0	.000	0	0	0-0	1	1	1	.667
TOTAL	.000	0-0	0	0	0	0	0	0	0	0	.000	0	0	0	0	.000	0	0	0-0	1	1	1	.667

Year	era	w-l	app	gs	cg	sho	sv	ip	h	r	er	bb	so	2b	3b	hr	bf	bavg	wp	hbp	bk	sfa	sha
2017	5.57	1-0	15	0	0	0/0	0	21.0	27	15	13	16	15	7	0	1	109	.303	2	1	0	1	2
TOTAL	5.57	1-0	15	0	0	0/0	0	21.0	27	15	13	16	15	7	0	1	109	.303	2	1	0	1	2

### 2018 GAME-BY-GAME

--	--	--	--	--	--	--	--	--	--	--	--	--	--	--	--	--	--	--	--	--	--	--	--

## #27 BRIAN MORRELL



Freshman/RHP, INF

Career Highs

Hits: --

Runs: --

RBI: --

IP: --

Strikeouts: --

News & Notes

### CAREER SUMMARY

--	--	--	--	--	--	--	--	--	--	--	--	--	--	--	--	--	--	--	--	--	--	--	--

### 2018 GAME-BY-GAME

--	--	--	--	--	--	--	--	--	--	--	--	--	--	--	--	--	--	--	--	--	--	--	--

## #28 MATT JAMES



**Freshman/CA**

**Career Highs**  
**Hits:** --  
**Runs:** --  
**RBI:** --

**News & Notes**

### CAREER SUMMARY

### 2018 GAME-BY-GAME

## #31 DANIEL JUNG



**Sophomore/INF, OF**

**Career Highs**  
**Hits:** 3 (3/5/17 vs. Monmouth)  
**Runs:** 2 (3/5/17 vs. Monmouth)  
**RBI:** 3 (2x; 5/16/17 vs. W. Michigan)

**News & Notes**

- Hit .223 with seven doubles and 19 RBI last season.

### CAREER SUMMARY

Year	avg	gp-gs	ab	r	h	2b	3b	hr	rbi	tb	slg%	bb	hbp	so	gdp	ob%	sf	sh	sb-att	po	a	e	fld%
2017	.223	56-48	166	13	37	7	0	4	19	56	.337	25	2	44	4	.325	4	6	1-3	390	25	9	.979
TOTAL	.223	56-48	166	13	37	7	0	4	19	56	.337	25	2	44	4	.325	4	6	1-3	390	25	9	.979

### 2018 GAME-BY-GAME



## #32 CAMERON JUNKER



**Sophomore/RHP**

**Career Highs**

**IP:** 0.2 (2/17/17 vs. Lafayette)

**Strikeouts:** 2 (2/17/17 vs. Lafayette)

**News & Notes**

- Tossed 0.2 scoreless innings in one relief appearance in 2017.

### CAREER SUMMARY

Year	era	w-l	app	gs	cg	sho	sv	ip	h	r	er	bb	so	2b	3b	hr	bf	bavg	wp	hbp	bk	sfa	sha
2017	0.00	0-0	1	0	0	0/0	0	0.2	0	0	0	1	2	0	0	0	3	.000	1	0	0	0	0
TOTAL	0.00	0-0	1	0	0	0/0	0	0.2	0	0	0	1	2	0	0	0	3	.000	1	0	0	0	0

### 2018 GAME-BY-GAME

--	--	--	--	--	--	--	--	--	--	--	--	--	--	--	--	--	--	--	--	--	--	--	--

## #33 COLE KMET



**Freshman/LHP, INF**

**Career Highs**

**Hits:** --

**Runs:** --

**RBI:** --

**IP:** --

**Strikeouts:** --

**News & Notes**

- Played tight end in all 13 of Notre Dame's football games throughout the 2017 season.

### CAREER SUMMARY

--	--	--	--	--	--	--	--	--	--	--	--	--	--	--	--	--	--	--	--	--	--	--	--

### 2018 GAME-BY-GAME

--	--	--	--	--	--	--	--	--	--	--	--	--	--	--	--	--	--	--	--	--	--	--	--

# #38 SCOTT TULLY



**Graduate Student/LHP**

**Career Highs**  
**IP:** 7.0 (4/15/15 vs. Toledo)  
**Strikeouts:** 7 (4/15/15 vs. Toledo)

**News & Notes**

- Enters the season as the longest-tenured player on the Irish roster. Tully went 2-0 with a 3.71 ERA in six games (five starts) in 2017.

## CAREER SUMMARY

Year	avg	gp-gs	ab	r	h	2b	3b	hr	rbi	tb	slg%	bb	hbp	so	gdp	ob%	sf	sh	sb-att	po	a	e	fld%
2014	.000	5-0	0	0	0	0	0	0	0	0	.000	0	0	0	0	.000	0	0	0-0	0	0	0	.000
2015	.000	0-0	0	0	0	0	0	0	0	0	.000	0	0	0	0	.000	0	0	0-0	2	6	1	.889
2016	.000	0-0	0	0	0	0	0	0	0	0	.000	0	0	0	0	.000	0	0	0-0	0	2	0	1.000
2017	.000	0-0	0	0	0	0	0	0	0	0	.000	0	0	0	0	.000	0	0	0-0	0	2	0	1.000
TOTAL	.000	5-0	0	0	0	0	0	0	0	0	.000	0	0	0	0	.000	0	0	0-0	2	10	1	.923


  

Year	era	w-l	app	gs	cg	sho	sv	ip	h	r	er	bb	so	2b	3b	hr	bf	bavg	wp	hbp	bk	sfa	sha
2014	3.60	0-0	5	0	0	0/0	0	5.0	5	2	2	3	5	2	0	0	23	.263	2	0	0	1	0
2015	3.17	4-4	22	5	0	0/1	1	65.1	57	26	23	16	63	10	2	3	275	.235	3	6	1	4	6
2016	8.03	1-2	8	1	0	0/1	0	12.1	15	11	11	7	12	1	0	2	58	.313	1	0	0	1	2
2017	3.71	2-0	6	5	0	0/2	0	17.0	12	7	7	10	12	2	1	0	76	.203	0	5	0	2	0
TOTAL	3.88	7-6	41	11	0	0/4	1	99.2	89	46	43	36	92	15	3	5	432	.241	6	11	1	8	8

## 2018 GAME-BY-GAME

--	--	--	--	--	--	--	--	--	--	--	--	--	--	--	--	--	--	--	--	--	--	--	--

# #39 JAKE JOHNSON



**Senior/OF**

**Career Highs**  
**Hits:** 5 (5/16/17 vs. W. Michigan)  
**Runs:** 4 (4/15/17 at Wake Forest)  
**RBI:** 3 (2/18/17 vs. Incarnate Word)

**News & Notes**

- Hit .305 with 38 runs scored and 24 RBI in 55 games (53 starts) last season.
- Johnson will try to extend his on-base streak to 12 games, dating back to last season.

## CAREER SUMMARY

Year	avg	gp-gs	ab	r	h	2b	3b	hr	rbi	tb	slg%	bb	hbp	so	gdp	ob%	sf	sh	sb-att	po	a	e	fld%
2015	.238	25-22	80	11	19	3	0	0	8	22	.275	13	8	10	0	.392	1	2	4-9	43	0	0	1.000
2016	.195	24-21	87	13	17	3	0	0	6	20	.230	9	3	22	0	.293	0	1	2-2	27	1	0	1.000
2017	.305	55-53	200	38	61	14	2	2	24	85	.425	26	8	32	4	.401	3	3	6-8	92	3	0	1.000
TOTAL	.264	104-96	367	62	97	20	2	2	38	127	.346	48	19	64	4	.374	4	6	12-19	162	4	0	1.000

## 2018 GAME-BY-GAME

--	--	--	--	--	--	--	--	--	--	--	--	--	--	--	--	--	--	--	--	--	--	--	--

## #40 TOMMY SHEEHAN



**Freshman/LHP, INF**

**Career Highs**  
**Hits:** --  
**Runs:** --  
**RBI:** --  
**IP:** --  
**Strikeouts:** --

**News & Notes**

- Was named the team's Saturday starter and is scheduled to make his collegiate debut at No. 9 LSU on Feb. 17.


### CAREER SUMMARY

--

### 2018 GAME-BY-GAME

--

## #41 ANDREW BELCIK



**Sophomore/RHP**

**Career Highs**  
**IP:** --  
**Strikeouts:** --

**News & Notes**


### CAREER SUMMARY

Year	avg	gp-gs	ab	r	h	2b	3b	hr	rbi	tb	slg%	bb	hbp	so	gdp	ob%	sf	sh	sb-att	po	a	e	fld%
Year	era	w-l	app	gs	cg	sho	sv	ip	h	r	er	bb	so	2b	3b	hr	bf	bavg	wp	hbp	bk	sfa	sha
2017	20.25	0-0	3	0	0	0/0	0	1.1	2	3	3	3	3	0	0	0	10	.333	0	1	0	0	0
TOTAL	20.25	0-0	3	0	0	0/0	0	1.1	2	3	3	3	3	0	0	0	10	.333	0	1	0	0	0

### 2018 GAME-BY-GAME

--

## #46 JOE BOYLE



**Freshman/RHP**  
**Career Highs**  
IP: --  
Strikeouts: --


**News & Notes**

- Recognized as the No. 2-ranked college freshman by Perfect Game.

### CAREER SUMMARY

### 2018 GAME-BY-GAME

## #49 BRANDON KNARR



**Freshman/LHP**  
**Career Highs**  
IP: --  
Strikeouts: --

**News & Notes**

### CAREER SUMMARY

### 2018 GAME-BY-GAME

## #55 SHANE COMBS



**Junior/RHP**

**Career Highs**

**IP:** 0.2 (3/21/17 vs. NIU)

**Strikeouts:** 2 (3/21/17 vs. NIU)

**News & Notes**

- Last competed in 2016, when he went 1-0 with a 2.70 ERA in five appearances.

### CAREER SUMMARY

Year	era	w-l	app	gs	cg	sho	sv	ip	h	r	er	bb	so	2b	3b	hr	bf	bavg	wp	hbp	bk	sfa	sha
2017	0.00	0-0	1	0	0	0/0	0	0.2	0	0	0	0	2	0	0	0	2	.000	0	0	0	0	0
TOTAL	0.00	0-0	1	0	0	0/0	0	0.2	0	0	0	0	2	0	0	0	2	.000	0	0	0	0	0

### 2018 GAME-BY-GAME

--	--	--	--	--	--	--	--	--	--	--	--	--	--	--	--	--	--	--	--	--	--	--	--

## THE LAST TIME

PLAYER HIT A GRAND SLAM	Kyle Fiala, April 8, 2017 vs. Georgia Tech (4-3 win)
PLAYER LED OFF A GAME WITH A HR	Nick Podkul, April 21, 2017 at #19 Virginia (14-4 loss/game one of DH)
PLAYER HAD A FIRST INNING HR (NOT LEAD OFF)	Matt Vierling, April 4, 2017 at #18 Michigan (4-3 loss)
PLAYER LED OFF AN INNING WITH A HOMER	Eric Feliz, May 19, 2017, at Boston College (10-9 loss)
PLAYER HIT FOR THE CYCLE	Zak Kutsulis, March 11, 2016 at #4 Louisville (4-5; 1B, HR, 3B, RBI 2B)
PLAYER HIT TWO HOME RUNS IN ONE GAME	Daniel Jung, March 5, 2017 vs. Monmouth (Cary, NC) (3-3, 2 solo HR, 2B, sac bunt)
PLAYER HIT THREE HOME RUNS IN A GAME	Jake Shepski, March 24, 2016 at Virginia Tech (5-6, 3 HR, 2B, 3B, 9 RBI, 4 R, 17 TB)
PLAYER HIT AN INSIDE-THE-PARK HOME RUN	Kyle Fiala, Feb. 25, 2017 at San Diego State (7-6 loss)
PLAYER HAD 8 AT BATS IN A GAME	Frank DeSico & Charlie Markson, May 3, 2013 vs USF (8-2 loss in 19)
PLAYER SCORED FOUR RUNS IN A GAME	Jake Johnson, four runs at #24 Wake Forest
PLAYER SCORED FIVE RUNS IN A GAME	A.J. Pollock, Mar. 26, 2008 vs UW-Milwaukee (4-5, 3B, BB, 5 R)
PLAYER HAD 4 HITS IN A GAME	Matt Vierling, May 14, 2017 vs. Austin Peay (4-5)
PLAYER HAD 5 HITS IN A GAME	Jake Johnson, May 16, 2017 vs. Western Michigan (5-5, 2 RBI, R)
PLAYER HAD 6 HITS IN A GAME	Steve Sollmann, June 1, 2002 vs South Alabama NAAs (6-7; 25-1 win)
PLAYER HAD 6 RBI IN A GAME	Ryan Bull, April 7, 2013 vs. Villanova (10-6 loss)
PLAYER HAD 7 RBI IN A GAME	Steve Sollmann, June 1, 2002 vs South Alabama NAAs (25-1 win)
PLAYER HAD 8+ RBI IN A GAME	Jake Shepski, March 24, 2016 at Virginia Tech (5-6, 3 HR, 2B, 3B, 9 RBI, 4 R, 17 TB)
PLAYER HAD 2 DOUBLES IN A GAME	Matt Vierling, May 14, 2017 vs. Austin Peay (4-5, 2 2B, RBI)
PLAYER HAD 2 GROUND-RULE DOUBLES IN A GAME	Kyle Fiala, April 28, 2015 vs. Michigan State (9-6 loss in 12)
PLAYER HAD 3 DOUBLES IN A GAME	Robert Youngdahl, March 14, 2015 at Clemson (11-6 win)
PLAYER HIT 2 TRIPLES IN A GAME	Jake Shepski, Apr. 22, 2015 vs Chicago State (3-4, 2 3B, 1 2B, 3 RBI, 2 R in 10-0 win)
PLAYER HIT 3 TRIPLES IN A GAME	Bob Roemer, Apr. 15, 1973 vs Xavier (11-3 win)
PLAYER RECORDED 10-14 TOTAL BASES	Daniel Jung, March 5, 2017 vs. Monmouth (Cary, NC) (3-3, 2 solo HR, 2B, sac bunt - 10 TB)
PLAYER RECORDED 15+ TOTAL BASES	Jake Shepski, March 24, 2016 at Virginia Tech (5-6, 3 HR, 2B, 3B, 9 RBI, 4 R, 17 TB)
PLAYER WALKED THREE TIMES IN A GAME	Jake Johnson & Jake Shepski, March 21, 2017 vs. Northern Illinois (12-1 win)
PLAYER WALKED FOUR TIMES IN A GAME	Cavan Biggio, April 3, 2016 vs. Wake Forest (0-0, 4 BB in 10-2 win in 6 Inn)
PLAYER WAS HIT BY A PITCH THREE OR MORE TIMES	Brett Lilley, Apr. 18, 2008 at West Virginia (0-3, 3 HBP, 2 R, RBI)
PLAYER STRUCK OUT FOUR TIMES IN A GAME	Jake Shepski, March 24, 2017 vs. Florida State
PLAYER STRUCK OUT FIVE OR MORE TIMES IN A GAME	Ross Brezovsky, June 2, 2006 vs Coll. of Charleston in NCAA Lexington, Ky. Regional (2-8, 6 K)
PLAYER GROUNDED INTO TWO DPs	Kyle Fiala, Feb. 27, 2016 vs. Incarnate Word (13-2 win)
PLAYER GROUNDED INTO THREE DPs	Billy Boockford, Apr. 8, 2008 vs Valparaiso (1-4, R)
PLAYER HAD TWO SAC BUNTS IN A GAME	Daniel Jung, April 26, 2017 vs. Eastern Michigan (0-2, 2 SAC)
PLAYER HAD TWO SAC FLIES IN A GAME	Daniel Jung, April 2, 2017 vs. NC State (9-2 loss)
PLAYER STOLE 3 BASES IN A GAME	Cole Daily, March 19, 2017 at Pitt
PLAYER STRANDED 6-9 RUNNERS ON BASE	Patrick McDonald, March 21, 2017 vs. Northern Illinois (1-5, 1 RBI, 2 R, 6 LOB)
PLAYER STRANDED 10 OR MORE RUNNERS ON BASE	Evan Sharpley, May 19, 2009 vs St. John's (1-6, RBI, 10 LOB)
NOTRE DAME STOLE FOUR OR MORE BASES IN A GAME	5, at Pitt, March 19, 2017
NOTRE DAME WAS WALKED 10 OR MORE TIMES IN A GAME	12, March 21, 2017 vs. Northern Illinois (12-1 win)
NOTRE DAME WAS HIT BY FIVE OR MORE PITCHES IN A GAME	6, Feb. 19, 2015 vs Incarnate Word (14-1 win)
NOTRE DAME HIT THREE HOMERS IN AN INNING	5th inning vs. #22 Clemson (Phil Mosey, Robert Youngdahl, Cavan Biggio), May 11, 2014
NOTRE DAME HIT THREE HOMERS IN A GAME	3 at Pitt, March 17, 2017 (Jake Shepski, Matt Vierling & Kyle Fiala)
NOTRE DAME HIT FOUR HOMERS IN A GAME	at Mercer (Kyle Fiala, Cavan Biggio (2), Robert Youngdahl), Feb. 28, 2015
NOTRE DAME HIT FIVE HOMERS IN A GAME	vs. #20 UNC (Zak Kutsulis (2), Robert Youngdahl, Cavan Biggio & Kyle Richardson), May 10, 2015
NOTRE DAME HIT BACK-TO-BACK HOME RUNS	Kyle Fiala & Cavan Biggio, Feb. 28, 2015 at Mercer (8-2 win)

## THE LAST TIME

NOTRE DAME WON ON A WALK-OFF HIT (NOT HR)	Matt Vierling, April 29, 2017, vs. Duke (one-run triple to win 3-2)
NOTRE DAME WON ON A WALK-OFF WILD PITCH	vs. Akron (Macon, Ga.), Feb. 28, 2015 (5-4 win)
NOTRE DAME WON ON A WALK-OFF HOME RUN	Matt Vierling, March 6, 2016, vs. Niagara (Solo HR in 10th, 5-4 win)
NOTRE DAME WON ON A WALK-OFF ERROR	vs. Wake Forest, April 1, 2016 (E6 on Throw, 6-5 win)
AN OPPONENT HIT TWO HOME RUNS IN ONE GAME	Jake Palomaki, May 19, 2017 at Boston College (10-9 BC win)
AN OPPONENT HIT THREE HOME RUNS IN ONE GAME	Adam Duvall (at Louisville), Apr. 26, 2009 (4-4, 3 HR, 7 RBI in 13-12 ND win)
AN OPPONENT HIT A WALK-OFF HOME RUN	Nick Solak (#4 Louisville), March 11, 2016 in Louisville, Ky. (2-run HR in 11th, LU 4, ND 3)
<b>Pitching Categories</b>	
PITCHER THREW A NO-HITTER	Brian Piotrowicz, May 11, 1988 vs Ball State (2-0 win)
PITCHER THREW A PERFECT GAME	Never
PITCHER(S) THREW A ONE-HITTER	Sam Elam (9 IP, 1 H) & Tony Langford (W, 1 IP, 0 H), Apr. 18, 2007 vs Purdue (1-0 win/10 inn.)
PITCHER(S) THREW A TWO-HITTER	Nick McCarty (9.0 IP, 2 H, 1 R, 0 ER, 1 BB, 6 K) April 8, 2014 at Chicago St. (6-1 win)
PITCHER(S) THREW A THREE-HITTER	M. Hearne (7.0 IP, 3 H, 1 R, 1 ER, 2 BB, 4 SO) & S. Guenther (2.0 IP, 2 SO) May 14, 2016 at #16 UNC (3-1 win)
PITCHER THREW A COMPLETE GAME	Michael Hearne (9.0 IP, 7 H, 0 R, 0 ER, 0 BB, 2 K, 91 pitches) April 19, 2016 at #21 Mich. St. (1-0 win)
PITCHER THREW A COMPLETE GAME (9-innings)	Michael Hearne (9.0 IP, 7 H, 0 R, 0 ER, 0 BB, 2 K, 91 pitches) April 19, 2016 at #21 Mich. St. (1-0 win)
PITCHER THREW A COMPLETE GAME (10-innings)	Adam Norton (10 IP, 12 H, 2 ER, 6 K, 1 BB), May 4, 2013 vs USF (4-3 loss)
PITCHER THREW A HOME COMPLETE GAME	Michael Hearne (9.0 IP, 4 H, 1 R, 1 ER, 0 BB, 5 K, 91 pitches) April 13, 2016 vs. Valparaiso (3-1 win)
PITCHER THREW A HOME COMPLETE GAME (10-innings)	Adam Norton (10 IP, 12 H, 2 ER, 6 K, 1 BB), May 4, 2013 vs USF (4-3 loss)
PITCHER THREW A ROAD COMPLETE GAME (9-innings)	Michael Hearne (9.0 IP, 7 H, 0 R, 0 ER, 0 BB, 2 K, 91 pitches) April 19, 2016 at #21 Mich. St. (1-0 win)
PITCHER THREW A MIDWEEK COMPLETE GAME	Michael Hearne (9.0 IP, 7 H, 0 R, 0 ER, 0 BB, 2 K, 91 pitches) April 19, 2016 at #21 Mich. St. (1-0 win)
PITCHER THREW A MIDWEEK COMPLETE GAME SHUTOUT	Michael Hearne (9.0 IP, 7 H, 0 R, 0 ER, 0 BB, 2 K, 91 pitches) April 19, 2016 at #21 Mich. St. (1-0 win)
PITCHER THREW 9.0+ INNINGS	Adam Norton (10 IP, 12 H, 2 ER, 6 K, 1 BB), May 4, 2013 vs USF (4-3 loss)
PITCHER THREW A COMPLETE GAME SHUTOUT	Michael Hearne (9.0 IP, 7 H, 0 R, 0 ER, 0 BB, 2 K, 91 pitches) April 19, 2016 at #21 Mich. St. (1-0 win)
PITCHER THREW A COMPLETE GAME ACC SHUTOUT	Michael Hearne (9.0 IP, 7 H, 0 R, 0 ER, 0 BB, 5 K) April 12, 2014 vs Boston Coll. (@ Chicago St.) (7-0 win)
PITCHER THREW A COMPLETE GAME HOME SHUTOUT	Ryan Smoyer (9.0 IP, 10 H, 0 R, 0 ER, 0 BB, 5 K) March 31, 2015 vs. Eastern Michigan (6-0 win)
PITCHER THREW A COMPLETE GAME ROAD SHUTOUT	Michael Hearne (9.0 IP, 7 H, 0 R, 0 ER, 0 BB, 2 K, 91 pitches) April 19, 2016 at #21 Michigan State (1-0 win)
PITCHER THREW BACK-TO-BACK COMPLETE GAMES (9-innings)	Michael Hearne, April 13, 2016 vs. Valparaiso (3-1 win) & April 19, 2016 at #21 Michigan State (1-0 win)
AN OPPOSING PITCHER NO-HIT NOTRE DAME	Mar. 26, 2010 at USF, Randy Fontanez (12K) (4-0 loss)
AN OPPOSING PITCHER THREW A COMPLETE GAME	Joe O'Donnell (#13 NC State), March 18, 2016 (9-1 NC State win)
PITCHER ALLOWED 12-13 HITS IN A GAME	Sean Guenther, March 19, 2016 at #13 NC State, 7.0 IP, 12 H, 4 ER, 5 K
PITCHER ALLOWED 14+ HITS IN A GAME	Eric Maust, May 10, 2009 vs USF, 7.1 IP, 14 H, 4 ER, 4 K
PITCHER ALLOWED 10 ER IN A GAME	Ryan Richter, Apr. 10, 2010 vs Rutgers, 3.0 IP, 11 H, 10 ER, 2 K
PITCHER ALLOWED 11 ER IN A GAME	Cole Johnson, Apr. 17, 2009 vs West Virginia, 5.0 IP, 10 H, 11 ER, 3 K
PITCHER ALLOWED 12 ER IN A GAME	David Phelps, May 21, 2008 vs West Virginia, 5.2 IP, 10 H, 12 ER, 3 K
PITCHER WALKED 6 IN A GAME	Brandon Bielak, March 10, 2017, at No. 9 Clemson
PITCHER WALKED 7 IN A GAME	Pat Connaughton, Apr. 6, 2014 at #1 Florida State, 5.2 IP, 7 H, 4 ER, 7 BB, 5 K
PITCHER WALKED 8 OR MORE IN A GAME	Pat Connaughton, May 9, 2014 vs #22 Clemson, 8.0 IP, 3 H, 1 ER, 8 BB, 0 K
PITCHER STRUCK OUT 10-11 BATTERS IN A GAME	Peter Solomon, April 29, 2016 vs. Ohio (6.0 IP, 10K)
PITCHER STRUCK OUT 12-14 BATTERS IN A GAME	Will Hudgins, Mar. 23, 2012 vs Pittsburgh (7.1 IP, 12K)
PITCHER STRUCK OUT 15+ BATTERS IN A GAME	Aaron Heilman, Apr. 15, 2000 at West Virginia, 10 IP, 2 BB, 18 K
AN OPPOSING STARTING PITCHER PITCHED LESS THAN 1.0 INNING	Michigan State's Alex Troop, April 28, 2015 (0.2 IP, 4 H, 4 R, 4 ER, 2 BB, 2 SO, 39 pitches, No Decision)
AN OPPOSING PITCHER STRUCK OUT 10 OR MORE BATTERS IN A GAME	Jacob Stevens - 10, May 18, 2017 at Boston College (4 H, 2 ER, 2 BB, 7.0 IP in 6-2 BC win)
AN OPPOSING PITCHER STRUCK OUT 15 OR MORE BATTERS IN A GAME	Kyle Hansen - 15 (St. John's-1), Apr. 21, 2011 (6-0 St. John's win)
PITCHER ALLOWED 3 HOME RUNS IN A GAME	Michael Hearne - 3 vs. Duke, April 28, 2017

## THE LAST TIME

PITCHER ALLOWED 4 HOME RUNS IN A GAME	David Phelps, Apr. 25, 2008 vs St. John's, 6.2 IP, 12 H, 6 ER, 1 K
PITCHER STARTED SEASON 5-0 OR BETTER	Charlie Vorsheck, 2017 (5-0)
PITCHER RECORDED 10 WINS IN A SEASON	Adam Norton, 2013 (10-5)
PITCHER RECORDED 15 WINS IN A SEASON	Aaron Heilman, 2001 (15-0)
PITCHER HIT THREE OR MORE BATTERS IN A GAME	Nick McCarty, March 29, 2015 vs. Virginia (3 HBP in 6.1 IP)
NOTRE DAME SHUT OUT AN OPPONENT (1 OR MORE PITCHERS)	May 8, 2016 vs. Pitt (5-0) by Michael Hearne (7.2 IP), Brad Bass (0.1 IP) & Matt Vierling (1.0 IP)
NOTRE DAME WAS SHUT OUT	April 22, 2017 at #19 Virginia (9-0 loss)
NOTRE DAME WAS SHUT OUT IN CONSECUTIVE GAMES	May 31, 2015 at #6 Illinois, vs. Wright State (3-0, 4-0)
NOTRE DAME WAS SHUT OUT IN THREE STRAIGHT GAMES	Mar. 2-4, 2012 at Texas State (6-0, 6-0, 5-0)
NOTRE DAME DID NOT WALK A BATTER	April 1, 2017 vs. NC State (Michael Hearne & Sean Guenther in 2-1 win)
<b>Fielding Categories</b>	
PLAYER HAD 20 OR MORE FIELDING CHANCES IN A GAME	Trey Mancini (22), May 3, 2013 vs USF (8-2 loss, 19)
PLAYER HAD 15 OR MORE PUTOUTS IN A GAME	Zak Kutsulis (15), May 10, 2015 vs. #20 North Carolina (8-7 win)
PLAYER HAD 18 OR MORE PUTOUTS IN A GAME	Zak Kutsulis (19), March 21, 2015 vs Louisville (6-4 loss in 18)
PLAYER HAD 10 OR MORE ASSISTS IN A GAME	Mick Doyle (10), Apr. 18, 2010 at Seton Hall (7-4 win)
PLAYER COMMITTED THREE ERRORS IN A GAME	Lane Richards, Feb. 14, 2015 at Oklahoma (3 errors in 10-9 win)
PLAYER COMMITTED FOUR OR MORE ERRORS IN A GAME	Tommy Chase, Feb. 19, 2012 vs Purdue (4 errors in 15-8 loss)
NOTRE DAME HAD NO ERRORS IN A SERIES	April 4-5, 2015 at Pitt (8-1 win, 7-1 win, 7-3 win)
NOTRE DAME COMMITTED FOUR ERRORS IN A GAME	May 18, 2017 at Boston College (6-2 loss)
NOTRE DAME COMMITTED FIVE ERRORS IN A GAME	Feb. 23, 2017 at UC Irvine (18-4 loss)
NOTRE DAME COMMITTED SIX ERRORS IN A GAME	Feb. 15, 2014 at Florida Atlantic (16-6 loss)
NOTRE DAME COMMITTED SEVEN OR EIGHT ERRORS IN A GAME(7)	Apr. 5, 2012 at Seton Hall-1 (5-4 loss)
NOTRE DAME COMMITTED NINE OR MORE ERRORS IN A GAME(9)	Feb. 19, 2012 vs Purdue (15-8 loss)
NOTRE DAME HAD TWO PLAYERS WITH 10 OR MORE PUTOUTS	Zak Kutsulis (11) & Ryan Lidge (10), April 26, 2015 at Wake Forest (5-4 loss, 11 innings)
<b>Scoring &amp; Miscellaneous Categories</b>	
NOTRE DAME RECORDED 20 OR MORE HITS	21, March 24, 2016 at Virginia Tech (16-4 win)
NOTRE DAME SCORED 20 OR MORE RUNS	25, Mar. 20, 2008 at Georgetown (25-1 win)
NOTRE DAME SCORED 30 OR MORE RUNS	34, May 25, 1900 vs Indiana (34-7 win)
NOTRE DAME SCORED 10 OR MORE RUNS IN AN INNING	Feb. 19, 2011 vs Purdue (11 run 4th inning in 19-2 win)
NOTRE DAME LEFT 15 OR MORE RUNNERS ON BASE	March 19, 2016 at #13 NC State (17 LOB in 8-4 win in 12 innings)
NOTRE DAME SURRENDERED A NINTH INNING LEAD	March 6, 2016 vs. Niagara (led 3-2, gave up two runs in 9th, 5-4 win in 10)
NOTRE DAME SURRENDERED AN EXTRA-INNING LEAD	March 11, 2016 at #4 Louisville (led 2-1 in 10th & 3-2 in 11th, gave up 1 in 10th & 2 in 11th, 4-3 loss in 11)
NOTRE DAME BEAT A RANKED TEAM	at #19 Virginia, April 21, 2017 (8-2 in game two of DH)
NOTRE DAME BEAT A RANKED TEAM ON THE ROAD	at #19 Virginia, April 21, 2017 (8-2 in game two of DH)
NOTRE DAME BEAT A TOP-5 TEAM AT HOME	#2 Miami, May 12, 1999 (1-0) (
NOTRE DAME WON A SERIES AGAINST A RANKED TEAM	May 9-10, 2015 vs. #20 North Carolina (ACC) (10-5, 3-1, 8-7)
NOTRE DAME WON A SERIES AGAINST A RANKED TEAM ON THE ROAD	April 28-29, 2007 at #29 Rutgers (BIG EAST) (15-3, 0-7, 6-4)
NOTRE DAME SWEEP A SERIES AGAINST A RANKED TEAM	May 9-10, 2015 vs. #20 North Carolina (ACC) (10-5, 3-1, 8-7)
NOTRE DAME SWEEP A SERIES AGAINST A TOP-10 TEAM	April 10-12, 2015 vs #7 Florida State (ACC) (5-2, 4-1, 2-1)
NOTRE DAME SWEEP A 3-GAME CONFERENCE SERIES	April 7-9, 2017 vs. Georgia Tech (ACC) (4-3, 4-3, 9-6)
NOTRE DAME SWEEP A 3-GAME CONFERENCE SERIES (HOME)	April 7-9, 2017 vs. Georgia Tech (ACC) (4-3, 4-3, 9-6)
NOTRE DAME SWEEP A 3-GAME CONFERENCE SERIES (ROAD)	March 24-26, 2016 at Virginia Tech (ACC) (16-4, 6-2, 5-2)
NOTRE DAME SWEEP A 3-GAME NON-CONFERENCE SERIES	Apr. 20-21, 2013 vs Quinnipiac (9-6, 6-0, 5-1)
NOTRE DAME SWEEP A 3-GAME NON-CONFERENCE SERIES (HOME)	Apr. 20-21, 2013 vs Quinnipiac (9-6, 6-0, 5-1)



## THE LAST TIME

NOTRE DAME SWEPT A 3-GAME NON-CONFERENCE SERIES (ROAD)	Feb. 22-24, 2013 at Tulane (2-1, 3-1, 8-3)
NOTRE DAME SWEPT A 3-GAME NON-CONFERENCE WEEKEND	Feb. 27-28, 2015 (Mercer Baseball Classic) Belmont (W, 6-4), Mercer (8-2) & Akron (5-4)
NOTRE DAME SWEPT A 4-GAME NON-CONFERENCE WEEKEND	Feb. 19-22, 2015 (Alamo Irish Classic) Incarnate Word (W, 14-1 & 11-1), Villanova (8-1) & Northwestern (7-3)
NOTRE DAME WAS SWEPT IN A CONFERENCE SERIES	May 18-20, 2017 at Boston College (6-2, 10-9, 8-7)
NOTRE DAME WAS SWEPT IN A 3-GAME CONFERENCE SERIES	May 18-20, 2017 at Boston College (6-2, 10-9, 8-7)
NOTRE DAME WAS SWEPT IN A CONFERENCE SERIES (HOME)	March 24-25, 2017, vs. Florida State (ACC) (8-2, 8-3, 5-1)
NOTRE DAME WAS SWEPT IN A 3-GAME CONFERENCE SERIES (HOME)	March 28-29, 2015 vs #12 Virginia (ACC) (9-1, 4-2, 5-4)
NOTRE DAME WAS SWEPT IN A 3-GAME NON-CONFERENCE SERIES	Mar. 2-4, 2012 at Texas State (0-6, 0-6, 0-5)
NOTRE DAME WAS SWEPT IN 3-GAME NON-CONF. SERIES (HOME)	Mar. 20-21, 2010 vs Michigan State (0-13, 4-7, 0-3)
NOTRE DAME WAS SWEPT IN A 3-GAME NON-CONF. SERIES (ROAD)	Mar. 2-4, 2012 at Texas State (0-6, 0-6, 0-5)
THE IRISH PLAYED EXTRA INNINGS	March 24, 2017 vs. #13 Florida State (8-3 loss in 13 innings)
THE IRISH PLAYED IN A 0-0 GAME THAT WENT TO EXTRA INNINGS	May 11, 2016 vs. #11 LSU (0-0 into the 11th, LSU won 1-0 in 11)
THE IRISH PLAYED 14 OR MORE INNINGS	April 18, 2015 vs. NC State (4-2 loss in 14)
THE IRISH PLAYED 18 OR MORE INNINGS	March 21, 2015 vs. #8 Louisville (6-4 loss in 18)
THE IRISH PLAYED 19 OR MORE INNINGS	May 3, 2012 vs USF (8-2 loss in 19)
THE IRISH PLAYED TWO CONSECUTIVE EXTRA-INNING GAMES	March 19, 2017 at Pitt (won 4-3 in 11 innings and lost 2-1 in 12 innings of doubleheader)
THE IRISH PLAYED THREE CONSECUTIVE EXTRA-INNING GAMES	Mar. 13-15, 2001 in Fresno, CA vs Navy (4-4/10) & vs Fresno State (5-4 win/10) & vs Miami (OH) (3-2 win/11)
NOTRE DAME PLAYED A GAME OVER 4 HOURS	March 24, 2017 vs. #13 Florida State (8-3 loss in 13 innings and 4:03)
NOTRE DAME PLAYED A GAME UNDER 2 HOURS	April 19, 2016 at #21 Michigan State (1-0 win in 9 innings and 1:58)
NOTRE DAME PLAYED CONSECUTIVE GAMES UNDER 2 HOURS	April 3, 2009 vs Villanova (3-1 win in 9 innings; 1:41) & April 4, 2009 vs Villanova (9-3 win in 9 innings; 1:43)

2017 OVERALL STATISTICS



2017 Notre Dame Baseball  
Overall Statistics for Notre Dame (as of May 25, 2017)  
(All games Sorted by Batting avg)



Record: 26-32 Home: 18-9 Away: 4-15 Neutral: 4-8 ACC: 10-20

Player	avg	gp-gs	ab	r	h	2b	3b	hr	rbi	tb	slg%	bb	hp	so	gdp	ob%	sf	sh	sb-att	po	a	e	fld%	
24 Matt Vierling	.330	58-58	224	28	74	20	4	7	42	123	.549	23	4	40	9	.398	3	0	7-8	147	10	1	.994	
39 Jake Johnson	.305	55-53	200	38	61	14	2	2	24	85	.425	26	8	32	4	.401	3	3	6-8	92	3	0	1.000	
7 Nick Podkul	.285	58-58	221	34	63	15	2	5	20	97	.439	22	15	43	3	.386	1	2	10-12	121	131	9	.966	
20 Kyle Fiala	.279	48-47	183	32	51	9	2	5	32	79	.432	16	1	30	2	.335	3	8	9-9	33	80	10	.919	
6 Cole Daily	.244	57-56	197	24	48	8	1	0	16	58	.294	20	2	47	6	.315	3	4	12-17	85	146	19	.924	
31 Daniel Jung	.223	56-48	166	13	37	7	0	4	19	56	.337	25	2	44	4	.325	4	6	1-3	390	25	9	.979	
36 Ryan Lidge	.215	58-57	195	22	42	10	2	1	31	59	.303	35	3	32	9	.339	3	0	1-1	428	69	4	.992	
0 Jake Shepski	.172	56-54	180	24	31	3	0	3	20	43	.239	25	2	49	2	.276	3	2	4-6	95	10	5	.955	
-----																								
15 Eric Gilgenbach	.333	36-14	51	10	17	5	0	3	8	31	.608	13	4	23	0	.500	0	1	2-4	33	0	1	.971	
19 Eric Feliz	.324	15-9	37	7	12	4	0	2	6	22	.595	1	0	7	0	.333	1	0	0-0	4	1	1	.833	
37 Patrick McDonald	.192	23-21	73	7	14	2	0	0	4	16	.219	3	0	19	2	.218	2	1	0-0	38	7	1	.978	
13 Nick Neville	.175	25-13	40	8	7	1	1	0	5	10	.250	5	1	21	0	.283	0	1	3-3	8	5	1	.929	
14 Connor Power	.159	28-24	88	6	14	3	0	0	10	17	.193	5	1	27	1	.208	2	0	0-0	39	6	2	.957	
5 Bryce Gray	.143	6-0	7	0	1	0	0	0	0	1	.143	0	0	2	0	.143	0	0	0-0	4	0	0	1.000	
10 Jake Singer	.091	10-6	22	1	2	0	0	0	0	2	.091	2	0	10	0	.167	0	0	0-0	3	7	2	.833	
8 Alex Kerschner	.000	9-2	9	1	0	0	0	0	0	0	.000	3	0	1	1	.250	0	1	0-0	8	0	1	.889	
4 Michael Feliz	.000	2-2	4	0	0	0	0	0	0	0	.000	0	0	2	0	.000	0	0	0-0	2	1	0	1.000	
Totals	.250	58	1897	255	474	101	14	32	237	699	.368	224	43	429	43	.338	28	29	55-71	1554	565	73	.967	
Opponents	.263	58	1987	311	522	103	14	39	277	770	.388	241	39	452	26	.349	32	37	46-71	1542	558	43	.980	

LOB - Team (424), Opp (472). DPs turned - Team (31), Opp (57). CI - Team (1), R Lidge 1. IBB - Team (5), M Vierling 2, E Gilgenbach 1, D Jung 1, R Lidge 1, Opp (6). Picked off - K Fiala 5, C Daily 3, E Gilgenbach 2, C Power 1, R Lidge 1, J Shepski 1, M Vierling 1.

(All games Sorted by Earned run avg)

Player	era	w-l	app	gs	cg	sho	sv	ip	h	r	er	bb	so	2b	3b	hr	b/avg	wp	hp	bk	sfa	sha		
50 Sean Guenther	2.64	2-6	24	0	0	0/2	7	58.0	58	24	17	19	69	6	1	5	.264	2	2	0	5	5		
45 Brad Bass	3.74	3-7	15	14	0	0/1	0	84.1	75	45	35	37	80	14	1	8	.236	9	1	0	4	4		
28 Michael Hearne	4.61	4-5	14	13	0	0/0	0	82.0	90	47	42	11	43	18	1	13	.275	1	3	0	1	4		
12 Brandon Bielak	5.55	2-6	15	14	0	0/0	0	73.0	81	50	45	41	75	18	3	4	.279	9	9	2	4	5		
-----																								
55 Shane Combs	0.00	0-0	1	0	0	0/0	0	0.2	0	0	0	0	2	0	0	0	.000	0	0	0	0	0		
32 Cameron Junker	0.00	0-0	1	0	0	0/0	0	0.2	0	0	0	1	2	0	0	0	.000	1	0	0	0	0		
22 Zack Martin	1.50	0-0	9	0	0	0/0	0	6.0	3	1	1	4	7	0	0	0	.150	2	0	0	0	0		
0 Jake Shepski	2.70	0-1	3	0	0	0/1	0	3.1	3	1	1	5	5	0	0	0	.231	0	1	0	0	1		
18 Charlie Vorsheck	2.88	5-0	17	4	0	0/2	0	40.2	28	16	13	14	31	4	1	2	.206	1	3	0	4	5		
38 Scott Tully	3.71	2-0	6	5	0	0/2	0	17.0	12	7	7	10	12	2	1	0	.203	0	5	0	2	0		
35 Peter Solomon	3.83	3-4	21	4	0	0/0	3	54.0	47	31	23	28	61	9	3	2	.234	6	4	1	3	5		
44 Evy Ruibal	5.52	0-0	10	0	0	0/0	0	14.2	19	18	9	12	8	5	0	1	.317	5	4	0	0	1		
26 Cameron Brown	5.57	1-0	15	0	0	0/0	0	21.0	27	15	13	16	15	7	0	1	.303	2	1	0	1	2		
37 Patrick McDonald	5.71	0-0	13	0	0	0/1	0	17.1	19	12	11	3	13	5	1	0	.271	0	0	0	2	1		
21 Anthony Holubecki	6.00	0-0	4	0	0	0/0	0	3.0	4	2	2	4	2	0	0	0	.308	5	0	0	0	0		
23 Jack Sheehan	6.75	0-0	6	0	0	0/0	0	9.1	15	8	7	4	5	5	0	0	.385	1	0	0	3	0		
24 Matt Vierling	8.74	1-1	10	0	0	0/1	2	11.1	16	11	11	8	7	4	1	1	.381	1	1	0	2	2		
3 Ryan Smoyer	8.85	3-2	10	4	0	0/0	0	20.1	23	20	20	21	12	6	1	2	.288	2	4	0	1	2		
41 Andrew Belcik	20.25	0-0	3	0	0	0/0	0	1.1	2	3	3	3	3	0	0	0	.333	0	1	0	0	0		
Totals	4.45	26-32	58	58	0	3/3	12	518.0	522	311	256	241	452	103	14	39	.263	47	39	3	32	37		
Opponents	3.94	32-26	58	58	1	4/4	8	514.0	474	255	225	224	429	101	14	32	.250	40	43	1	28	29		

PB - Team (8), R Lidge 7, C Power 1, Opp (8). Pickoffs - Team (4), R Lidge 3, B Bielak 1, Opp (14). SBA/ATT - R Lidge (41-65), P Solomon (11-15), B Bass (7-12), M Hearne (5-10), B Bielak (3-7), C Vorsheck (3-6), C Brown (6-6), C Power (5-5), E Ruibal (1-4), S Guenther (3-3), S Tully (2-3), P McDonald (2-2), M Vierling (1-1), R Smoyer (1-1), J Shepski (1-1).