



2010-11 NOTRE DAME MEN'S BASKETBALL



ATHLETIC MEDIA RELATIONS: Joyce Center Room 112 Notre Dame, IN 46556 Fax: (574) 631-7941
 MEDIA RELATIONS CONTACTS: Bernadette Cafarelli o: (574) 631-8458 c: (574) 532-0249 cafarelli.1@nd.edu
 Sean Carroll o: (574) 631-2664 c: (574) 340-2177 carroll.64@nd.edu

2010-11 Schedule

Date	Opponent	Time
11/1	MARIAN UNIVERSITY [^]	W, 85-52
11/6	CATHOLIC UNIVERSITY [^]	W, 72-47
11/12	GEORGIA SOUTHERN	W, 98-61
11/14	LIBERTY	W, 72-51
11/17	CHICAGO STATE	W, 102-62
11/22	MAINE	W, 97-72
	<i>Old Spice Classic (Orlando, Fla.)</i>	
11/25	vs. Georgia (ESPN2)	W, 89-83 (2ot)
11/26	vs. California (ESPN2)	W, 57-44
11/28	vs. Wisconsin (ESPN2)	W, 58-51
11/30	(25/-) INDIANA STATE	W, 81-72
12/8	(23/23) vs. Kentucky! (ESPN) (17/16)	L, 58-72
12/11	(23/23) GONZAGA (ESPN2)	W, 83-79
12/19	(24/23) STONY BROOK (ESPNU)	W, 88-62
12/22	(22/20) UMBC	W, 93-53
12/29	(15/15) GEORGETOWN* (9/9) (ESPN2)	W, 69-55
1/1	(15/15) at Syracuse* (5/5) (ESPNU)	L, 58-70
1/4	(14/15) CONNECTICUT* (8/9) (BEN)	W, 73-70
1/8	(14/15) ST. JOHN'S* (ESPNU)	W, 76-61
1/10	(9/11) at Marquette* (ESPN2)	L, 57-79
1/16	(9/11) at St. John's* (BEN)	L, 54-72
1/19	(16/16) CINCINNATI* (25/-) (ESPN2)	W, 66-58
1/22	(16/16) MARQUETTE* (BEN)	W, 80-75
1/24	(15/14) at Pittsburgh* (2/2) (ESPN)	W, 56-51
2/3	(9/8) at DePaul* (ESPN)	W, 83-58
2/6	(9/8) RUTGERS* (BEN)	W, 76-69
2/9	(8/7) LOUISVILLE* (16/15) (ESPNU)	W, 89-79 (ot)
2/12	(8/7) at USF* (BEN)	W, 78-55
2/19	(8/7) at West Virginia* (CBS)	L, 58-72
2/23	(9/9) at Providence* (BEN)	W, 94-93
2/26	(9/9) SETON HALL* (ESPNU)	W, 60-48
2/28	(8/7) VILLANOVA* (19/19) (ESPN)	W, 93-72
3/5	(8/7) at Connecticut* (16/16) (ESPN)	W, 70-67
	BIG EAST Championship (New York, N.Y.)	
	<i>Quarterfinal</i>	
3/10	(4/4) vs. Cincinnati (25/-) (ESPN)	W, 89-51
	<i>Semifinal</i>	
3/11	(4/4) vs. Louisville (14/14) (ESPN)	L, 77-83 (ot)
	NCAA Championship (Chicago, Ill.)	
	<i>Second Round</i>	
3/18	(5/NA) vs. Akron (TBS)	1:40 p.m.
	<i>Third Round</i>	
3/20	(24/NA) Texas A&M/Florida State	TBD
3/25-27	NCAA Championship Regional (San Antonio, Texas)	
4/2	NCAA Final Four-Semifinals (Houston, Texas)	
4/4	NCAA Final Four-Final (Houston, Texas)	

[^] - Exhibition Game
 ! - BIG EAST/SEC Invitational (Louisville, Ky.)
 * - BIG EAST Conference Game
 Home events in **BOLD CAPS**
 All times Eastern

2011 NCAA Championship Southwest Region • March 18 & 20 United Center (20,500) • Chicago, Ill.



Notre Dame Fighting Irish
#2 Seed
Record: 26-6, 14-4 BIG EAST
H: 17-0; A: 5-4; N: 4-2



TV: **TBS**
 Spero Dedes (play-by-play)
 Bob Wenzel (analyst)
 Jaime Maggio (sideline)
 Radio: **Affiliate listings on page 11**
Broadcast also on UND.com
 Jack Nolan (play-by-play)
 Jordan Cornette (analyst)

NOTRE DAME PROBABLE STARTING LINEUP

2010-11 Statistics

No.	Player	Pos	Ht.	Wt.	Yr.	PPG	RPG	APG
1	Tyrone Nash	F	6-8	232	Sr.	9.7	5.9	2.7
21	Tim Abromaitis	F	6-8	235	Sr.	15.3	6.1	1.9
34	Carleton Scott	F	6-8	218	Sr.	11.6	7.1	2.2
14	Scott Martin	G	6-8	219	Sr.	9.9	4.9	1.8
23	Ben Hansbrough	G	6-3	206	Sr.	18.5	3.9	4.3

NO. 2 SEED IRISH HEAD TO CHICAGO FOR NCAA TOURNAMENT

• Notre Dame (26-6) will head to Chicago as the No. 2 seed in the Southwest Region for the 2011 NCAA Championship. The Fighting Irish will face No. 15 seed Akron (23-12), the Mid-American Conference postseason tournament champion, on Friday in the second round. Tip-off is slated for 1:40 p.m. (ET)/12:40 p.m. (CT) inside the United Center. The winner of the Notre Dame-Akron contest will face the winner of the Texas A&M-Florida State tilt on Sunday in the third round. The Southwest Regional will be held March 25 & 27 in San Antonio, Texas.

- Notre Dame has gone 12-2 in its last 14 contests.
- The Fighting Irish are making their 31st appearance in the NCAA Tournament. Notre Dame boasts an all-time record of 30-34 in the NCAA Championship. This is the second straight trip for the Irish and the seventh in 11 seasons under head coach **Mike Brey**. Brey has a 5-6 NCAA Tournament record during his Notre Dame tenure.
- The No. 2 seed is the highest for Notre Dame since the Irish were the No. 2 seed in 1981. That season, Notre Dame defeated James Madison in a second-round game and then fell 51-50 to BYU in a regional semifinal in Atlanta.

FIGHTING IRISH AT THE UNITED CENTER

- The Fighting Irish will only have to travel approximately 95 miles from the University of Notre Dame campus to compete in the NCAA Tournament's Southwest Region at the United Center in Chicago, Ill.
- Notre Dame has never played an NCAA Tournament game at the United Center -- but the Irish are 2-1 in that facility. Notre Dame lost to DePaul 61-48 on Dec. 10, 1994; defeated DePaul 82-55 on Dec. 1, 2001; and defeated Valparaiso 55-53 on Dec. 30, 2002.



NOTRE DAME 2010-11 ROSTER

2010-11 Statistics

No.	Player	Pos	Ht.	Wt.	Yr.	PPG.	RPG	Hometown/High School
0	Eric Atkins	G	6-2	173	Fr.	5.7	1.8	Columbia, Md./Mount Saint Joseph
1	Tyrone Nash	F	6-8	232	Sr.	9.7	5.9	Queens, N.Y./Lawrence Woodmere Academy & Northfield Mt. Hermon
5	Tom Kopko	G	6-2	187	Sr.	0.5	0.3	Chicago, Ill./St. Laurence
12	Alex Dragicevich	G	6-8	215	Fr.	1.5	0.8	Northbrook, Ill./Glenbrook North
14	Scott Martin	G	6-8	219	Sr.	9.9	4.9	Valparaiso, Ind./Valparaiso
21	Tim Abromaitis	F	6-8	235	GS	15.3	6.1	Unionville, Conn./Farmington
22	Jerian Grant	G	6-5	185	Fr.	--	--	Bowie, Md./DeMatha
23	Ben Hansbrough	G	6-3	203	Sr.	18.5	3.9	Poplar Bluff, Mo./Poplar Bluff
25	Tom Knight	F	6-10	253	So.	1.5	1.2	Dixfield, Maine/Dirigo
32	Joey Brooks	G	6-6	215	So.	1.6	1.1	Houston, Texas/Strake Jesuit College Prep
33	Mike Broghammer	F	6-9	248	So.	1.8	1.0	Orono, Minn./Hopkins
34	Carleton Scott	F	6-8	218	Sr.	11.6	7.1	San Antonio, Texas/James Madison
45	Jack Cooley	F	6-9	244	So.	3.8	3.3	Glenview, Ill./Glenbrook South

Head Coach: Mike Brey (George Washington '82)

Assistant Coach: Anthony Solomon (Virginia '87)

Assistant Coach: Rod Balanis (Georgia Tech '93)

Assistant Coach: Martin Ingelsby (Notre Dame '01)

Coordinator of Basketball Operations: Harold Swanagan (Notre Dame '02)

Athletic Trainer: Skip Meyer (Central Connecticut State '74)

Pronunciation Guide

Tim Abromaitis	ab-row-MY-tis
Jack Cooley	COOL-ee
Mike Broghammer.....	BROGE-ham-mer
Alex Dragicevich	Drag-ee-vich
Jerian Grant.....	JARE-in
Ben Hansbrough.....	HANDS-bro
Tom Kopko	cop-COE

National Polls

AP Top 25 (March 14)

1. Ohio State
2. Kansas
3. Duke
- 4. Pittsburgh**
- 5. NOTRE DAME**
6. San Diego State
7. North Carolina
8. Texas
- 9. Connecticut**
10. BYU
- 11. Kentucky**
- 12. Syracuse**
13. Purdue
- 14. Louisville**
15. Florida
- 16. Wisconsin**
17. Arizona
- 18. St. John's**
19. Utah State
20. Xavier
21. Kansas State
- 22. West Virginia**
23. Washington
24. Texas A&M
25. Vanderbilt

ESPN/USA Today Coaches Poll (March 7)

1. Ohio State
2. Kansas
3. BYU
4. Duke
- 5. Pittsburgh**
6. Purdue
- 7. NOTRE DAME**
8. Texas
9. San Diego State
- 10. Wisconsin**
- 11. Louisville**
- 12. Syracuse**
13. North Carolina
14. Florida
- 15. St. John's**
- 16. Connecticut**
- 17. Georgetown**
18. Arizona
- 19. Villanova**
20. Vanderbilt
21. Utah State
22. Texas A&M
- 23. Kentucky**
24. Missouri
25. George Mason

Bold indicates 2010-11 Irish opponent

IRISH AGAINST AKRON

- Notre Dame is 2-0 all-time against Akron. The Irish and Zips last met during the 1995-96 season, a 65-54 Notre Dame victory. The first meeting occurred during the 1982-83 campaign. The Irish won that contest 80-45.
- The Fighting Irish have never faced Texas A&M or Florida State. As a head coach, **Mike Brey** has never squared off against Akron, Texas A&M or Florida State.

A MEETING WITH THE MAC

- Notre Dame is 53-17 all-time against teams currently in the Mid-American Conference (MAC). Notre Dame's last encounter with a MAC foe came against Northern Illinois during the 2007-08 season. The Irish won that contest 108-62. Notre Dame's last loss to a MAC opponent was a 69-68 setback to Central Michigan during the 2003-04 campaign.

BREY NO STRANGER TO NCAA TOURNAMENT

- **Mike Brey** is no stranger to NCAA Tournament success. He has a 5-8 record in the NCAA Tournament as a head coach (5-6 at Notre Dame) and is 4-2 in first round games with the Irish (4-4 all-time). In Friday's matchup with Akron, he will be coaching in his 50th NCAA Tournament contest. In 15 coaching appearances (as either a head coach or assistant coach), he is 36-13 (.735) with six Final Four appearances and two national titles as an assistant coach. Brey reached the NCAA Tournament as an assistant at Duke from 1988-95. In that span, Mike Krzyzewski and the Blue Devils posted a 31-5 mark that included Final Four berths in 1988, '89, '90, '91, '92 and '94. From 1988-92, Duke reached the Final Four in five consecutive seasons and compiled a 25-3 record, including back-to-back national titles in '91 and '92. As head coach at Delaware, he guided the Blue Hens to NCAA Tournament berths in 1998 and 1999.

IRISH IN THE BIG DANCE UNDER BREY

- In 2010, the sixth-seeded Irish dropped a first-round South Region game 51-50 to #11 seed Old Dominion in New Orleans.
- In 2008, the fifth-seeded Irish defeated #12 George Mason 68-50 in a first-round game in Denver, before losing a second-round contest 61-41 to #4 Washington State.
- In 2007, the sixth-seeded Irish dropped a first-round Midwest Region game in Spokane to 11th-seeded Winthrop.
- In 2003, the fifth-seeded Irish defeated Wisconsin-Milwaukee in an NCAA first-round game and fourth-seeded Illinois in a second-round matchup (both in Indianapolis) before falling in a West Regional semifinal to top-seeded Arizona in Anaheim, Calif.



Notre Dame vs. Southwest Pod Teams

Akron

Notre Dame Leads Series 2-0

Home: 2-0, Away: 0-0, Neutral: 0-0

Date	Site	Result
2-21-83	Notre Dame, IN	W, 80-45
11-25-95	Notre Dame, IN	W, 65-54

Texas A&M

Never Played

Florida State

Never Played

Note - Mike Brey has never faced any of the three teams as a head coach

This is the first time Notre Dame has been placed in the Southwest Region of the NCAA Tournament. Here is how the Irish have fared all-time in the different regions ...

Region	Appearances	Record
Midwest	11	9-14
East	7	9-7
Mideast	6	7-7
Southeast	2	1-2
South	2	1-2
West	2	3-2

Seeding The Irish

The NCAA began seeding teams in its 1979 tournament - and in those previous 15 years in which the Irish have participated, here's how they've done at the various levels (11-15 overall, 5-6 under Mike Brey):

Year	Seed	Record
1979	#1	2-1
1980	#4	0-1
1981	#2	1-1
1985	#7	1-1
1986	#3	0-1
1987	#5	1-1
1988	#10	0-1
1989	#9	1-1
1990	#10	0-1
2001	#6	1-1
2002	#8	1-1
2003	#5	2-1
2007	#6	0-1
2008	#5	1-1
2010	#6	0-1
2011	#2	???
Overall		11-15

- In 2002, the eighth-seeded Irish men defeated Charlotte in the first round in Greenville, S.C., before falling to top-seeded Duke in the second round.
- In 2001, sixth-seeded Notre Dame defeated Xavier in the first round in Kansas City, Mo., before dropping a second-round game to third-seeded Ole Miss.

IRISH AGAINST THE NCAA FIELD

• Notre Dame faced 15 teams that earned a berth to the 2011 NCAA Championship. The Irish went 14-6 against those squads. Here is how the Fighting Irish fared against those teams based on seeds ...

Seeds:

- #1-4 (5-3)
- #5-8 (4-2)
- #9-12 (4-1)
- #13-16 (1-0)

BEATING THE BEST

• Notre Dame is 8-3 against ranked foes this season. The Irish have defeated seven of the last eight ranked opponents they have faced. Notre Dame's seven regular-season victories over teams from the top-25 are a school record as are the eight ranked wins overall.

POSTSEASON STRETCH

• Notre Dame has earned appearances in the postseason in each of the last 12 years, which marks the longest stretch in school history. The Irish have been to the NCAA Tournament on seven occasions and the National Invitation Tournament (NIT) five times during this current stretch. Under head coach **Mike Brey**, Notre Dame has played in the NCAAs seven times and NIT four times.

IRISH HAUL IN CONFERENCE HARDWARE

- Senior guard **Ben Hansbrough** was named the 2010-11 BIG EAST Player of the Year. He became the fourth player in program history to earn that distinction, joining Pat Garrity (1997), Troy Murphy (2000 & 2001) and Luke Harangody (2008).
- Head coach **Mike Brey** was named the league's coach of the year for the third time in the last five seasons.
- Senior forward **Tim Abromaitis** was named the BIG EAST Scholar-Athlete of the Year for the second straight season.

MARTIN MAKES MOST OF FIRST BIG EAST TOURNAMENT

- **Scott Martin** was named to the 2011 BIG EAST Championship All-Tournament Team as he averaged 16.0 points and 5.5 rebounds over the course of the two games in New York City.
- Versus Louisville in the semifinals, Martin netted a career-high 21 points and hauled down eight rebounds. He also dished out three assists and had two steals in 44 minutes of play against the Cardinals.
- Martin has registered double-figures in points 18 times this season. He notched his first career double-double versus Marquette (Jan. 10) as he tallied 10 points and a career-high 11 rebounds. Martin has led the Irish in rebounding five times this season.

A SUPER SEASON

- This season's 26 wins are the most during the **Mike Brey** era at Notre Dame (11 seasons). The previous high was 25 in 2007-08. The 26 victories tie the most in the modern era of Notre Dame basketball. The Irish were 26-3 in 1973-74. Notre Dame's highest win total ever was 33 (33-7) in 1908-09.
- This year's 14 regular-season BIG EAST victories also tie the program standard. The Fighting Irish went 14-4 in BIG EAST play in 2007-08.
- Notre Dame's 15 BIG EAST wins (14 regular season, 1 tournament) this season are the most in program history (combined regular season and tournament).

Career Stats In The NCAA Tournament

	gp-gs	min	avg	fg-fga	fg%	3fg-3fga	3fg%	ft-fta	ft%	off-def-tot	avg	pf	dq	a	to	blk	stl	pts	avg
Ben Hansbrough*	3-3	124	38.0	16-28	.571	6-16	.375	3-4	.750	1-11-12	4.0	8	0	6	5	1	5	41	13.7
Tim Abromaitis	3-1	37	12.3	5-13	.385	0-5	.000	1-1	1.000	2-4-6	2.0	3	0	2	1	0	0	11	3.7
Tyrone Nash	3-1	20	6.7	0-2	.000	0-0	.000	1-2	.500	2-1-3	1.0	4	0	0	2	0	1	1	0.3
Scott Martin^	2-0	42	21.0	5-13	.385	2-5	.400	3-5	.600	4-7-11	5.5	3	0	4	2	3	2	15	7.5
Carleton Scott	1-1	35	35.0	6-13	.462	2-5	.400	0-0	.000	4-6-10	10.0	3	0	2	5	2	1	14	14.0
Jack Cooley	1-0	6	6.0	0-0	.000	0-0	.000	0-0	.000	1-0-1	1.0	0	0	0	0	0	0	0	0.0

* - at Mississippi State and Notre Dame; ^ - at Purdue



2010-11 BIG EAST STANDINGS

(Final Regular-Season Standings)

	BIG EAST Record	Overall Record
Pittsburgh [^]	15-3	27-5
NOTRE DAME[^]	14-4	26-6
Louisville [^]	12-6	25-9
Syracuse [^]	12-6	26-7
St. John's*	12-6	21-10
West Virginia*	11-7	20-11
Cincinnati*	11-7	25-8
Georgetown*	10-8	21-9
Connecticut	9-9	26-9
Villanova	9-9	21-11
Marquette	9-9	20-14
Seton Hall	7-11	13-18
Rutgers	5-13	15-17
Providence	4-14	15-17
USF	3-15	10-23
DePaul	1-17	7-24

[^] - clinched bye to BIG EAST Championship quarterfinals

* - clinched bye to BIG EAST Championship second round

Players of the Week

Ashton Gibbs, Jr., G, Pittsburgh (Nov. 22)
Kemba Walker, Jr., G, Connecticut (Nov. 29)
Chris Wright, Sr., G, Georgetown (Dec. 6)
Marshon Brooks, Sr., G, Providence (Dec. 13)
Gilbert Brown, Sr., F, Pittsburgh (Dec. 20)
Peyton Siva, So., G, Louisville (Dec. 27)
Dwight Hardy, Sr., G, St. John's (Jan. 3)

Ben Hansbrough, Sr., G, Notre Dame (Jan. 10)

Kemba Walker, Jr., G, Connecticut (Jan. 17)
Austin Freeman, Sr., G, Georgetown (Jan. 24)
Peyton Siva, So., G, Louisville (Jan. 31)
Marshon Brooks, Sr., G, Providence (Feb. 7)
Dwight Hardy, Sr., G, St. John's (Feb. 14)
Dwight Hardy, Sr., G, St. John's (Feb. 21)
Marshon Brooks, Sr., G, Providence (Feb. 28)
Marshon Brooks, Sr., G, Seton Hall (Mar. 6)

Rookies of the Week

Sean Kilpatrick, Fr., G, Cincinnati (Nov. 22)
Gerard Coleman, Fr., G, Providence (Nov. 29)
Brandon Young, Fr., G, DePaul (Dec. 6)
Vander Blue, Fr., G, Marquette (Dec. 13)
Fuquan Edwin, Fr., F, Seton Hall (Dec. 20)
Cleveland Melvin, Fr., F, DePaul (Dec. 27)
Cleveland Melvin, Fr., F, DePaul (Jan. 3)
Shabazz Napier, Fr., G, Connecticut (Jan. 10)
Cleveland Melvin, Fr., F, DePaul (Jan. 17)
Gerard Coleman, Fr., G, Providence (Jan. 24)
Jeremy Lamb, Fr., G, Connecticut (Jan. 31)
Jeremy Lamb, Fr., G, Connecticut (Feb. 7)
Sean Kilpatrick, Fr., G, Cincinnati (Feb. 14)
Cleveland Melvin, Fr., F, DePaul (Feb. 21)
Gilvydas Biruta, Fr., F, Rutgers (March 6)

Notre Dame Weekly Honor Roll Honorees

Ben Hansbrough (Nov. 22, Jan. 24, Jan. 31,
Feb. 7, Feb. 28, March 6)
Tim Abromaitis (Nov. 29, Dec. 27)
Carleton Scott (Dec. 20, Feb. 14)

WHAT A RUN

• Notre Dame has posted a 95-41 (.699) record over the past four seasons. The 95 wins are the most victories in program history over a four-year span. The previous standard was 93 from when the Irish went 93-43 from 2006-10. The past four seasons also has produced the most regular-season BIG EAST victories (46) in school history. The Irish have gone 46-26 in BIG EAST regular-season play over the past four seasons.

TAKING CARE OF THE CLOSE ONES

• Notre Dame is 6-0 this season in games decided by five points or less. Five of those contests occurred during BIG EAST play.

ROAD WARRIORS

• Notre Dame is 5-4 on the road this season. The five road wins, which all occurred in BIG EAST play, are the most for the Irish since the 2007-08 campaign when that squad went 5-4 away from home. The Fighting Irish are 4-2 at neutral sites this season.

BURRYING THE BEARCATS

• Notre Dame's 38-point win (89-51) over Cincinnati in the BIG EAST quarterfinals was the second-largest margin of victory in the history of the BIG EAST Championship. It was second only to a 96-55 (41 pts.) Syracuse win over Boston College on March 3, 1999.

• Notre Dame's 89 points in its quarterfinal victory matched its largest output in a BIG EAST Tournament game. The Irish also scored 89 in an 89-83 win over Syracuse in the quarterfinals of the 2007 tournament.

• The Fighting Irish shot 56.1% (32-57) from the field against Cincinnati. That is the highest percentage for the Irish in a BIG EAST Tournament game. The 56.1% matched a season-best total for the Irish against a BIG EAST opponent. Notre Dame also went 32-57 from the field against Providence (Feb. 23).

• Notre Dame's 32 made field goals against Cincinnati were a program record for a BIG EAST Tournament game. The previous high was 29 on four occasions.

• The Irish outscored Cincinnati 49-21 during the second half. Notre Dame did not commit a second-half turnover (and just five for the entire game) and the Irish shot 64.3% (18-28) from the field in the stanza. Notre Dame held Cincinnati to a 26.9% (7-26) mark in the second half.

GETTING OFFENSIVE

• Notre Dame has shot 50% or above from the floor 12 times this season, including three times in the past four games.

• Against Villanova (Feb. 28), the Irish were 29-52 (.558) from the floor. Notre Dame shot a blistering 62.5% from three-point range (20-32) versus the Wildcats. That was the highest three-point shooting percentage in a BIG EAST game in school history.

• Notre Dame has scored 90-plus points six times this season. Notre Dame's 94 points in a 94-93 win at Providence (Feb. 23) was the highest point-total in a BIG EAST contest for the Irish since a 103-84 win at Providence during the 2008-09 campaign.

IRISH SENSATIONAL ON SENIOR NIGHT

• The 93-72 win over Villanova on Feb. 28 provided several noteworthy accomplishments for the Fighting Irish ...

• Notre Dame made a school-record 20 three-pointers (20-32). The previous high was 19 against South Dakota on Dec. 2, 2008. The 20 treys also matched a BIG EAST record. West Virginia made 20 against Marquette on Jan. 14, 2006.

• **Tim Abromaitis** tied the Purcell Pavilion at the Joyce Center record with nine made three-pointers (9-13). Kyle McAlarney netted nine three-pointers on Feb. 24, 2008 against Syracuse and then again on Nov. 30, 2008 against Furman. Ryan Ayers also hit nine three-pointers on Dec. 2, 2008 versus South Dakota.

• **Tim Abromaitis** and **Ben Hansbrough** both netted 30 points against Villanova. They became the first Irish players to score 30 or more points in the same contest since Chris Quinn (34) and Colin Falls (32) did so against Seton Hall on Feb. 18, 2006.

• Hansbrough and **Tyrone Nash** both registered double-doubles in their final games inside Purcell Pavilion at the Joyce Center. Hansbrough dished out a career-high tying 10 assists to go along with 30 points to produce his third career double-double (first of the season). Nash recorded his fourth double-double of the season - and fifth of his career - with 11 points and 11 rebounds.



Number of Games Led Irish in This Season ...
(Career figure in parenthesis)

Tim Abromaitis

Points 8 (15)
Rebounds 11 (14)
Assists 2 (4)
Blocks 2 (7)
Steals 10 (14)

Eric Atkins

Points 2 (2)
Assists 9 (9)
Steals 9 (9)

Mike Broghammer

Blocks 2 (2)
Steals 0 (1)

Joey Brooks

Rebounds 1 (1)
Steals 2 (4)

Jack Cooley

Points 1 (1)
Rebounds 1 (1)
Blocks 9 (10)
Steals 2 (2)

Ben Hansbrough

Points 19 (24)
Rebounds 1 (4)
Assists 13 (27)
Blocks 2 (6)
Steals 14 (27)

Scott Martin

Points 1 (1)
Rebounds 5 (5)
Assists 1 (1)
Blocks 3 (3)
Steals 4 (4)

Tyrone Nash

Points 1 (1)
Rebounds 6 (11)
Assists 8 (15)
Blocks 10 (25)
Steals 4 (15)

Carleton Scott

Points 3 (3)
Rebounds 13 (19)
Assists 4 (5)
Blocks 20 (42)
Steals 6 (10)

• Hansbrough became the first Irish player to score 30-plus points and dish off 10-plus assists in a game since Chris Thomas in 2001-02 (his freshman season) when he did it against Rutgers (32 pts., 11 asts.) and Miami (32 pts., 12 asts.).

PURCELL PROVES KIND TO IRISH

- Notre Dame is the only BIG EAST team that did not lose at home in 2010-11.
- The Fighting Irish concluded their 2010-11 home slate with a perfect 17-0 mark. It's the third undefeated season at Purcell Pavilion at the Joyce Center in the last five years and the fifth overall for Notre Dame since the building opened at the start of the 1968-69 campaign. The other perfect home seasons occurred in: 1973-74 (15-0), 1985-86 (15-0), 2006-07 (18-0) and 2007-08 (17-0).
- The Irish have won 19 straight games overall at home.
- Over the last five seasons, Notre Dame is 84-6 (.933) overall at Purcell Pavilion and 40-5 (.889) in BIG EAST play.

DYNAMIC DUO

- **Ben Hansbrough** and **Tim Abromaitis** both scored 30 points in the 93-72 triumph of Villanova (Feb. 28). They accounted for 16 of Notre Dame's school-record 20 made three-pointers (Abromaitis 9, Hansbrough 7) in the contest.
- In the 60-48 win over Seton Hall on Feb. 26, Abromaitis netted 22 points, while Hansbrough had 21. Hansbrough (32) and Abromaitis (28) combined for 60 of Notre Dame's 94 points in the win at Providence on Feb. 23.
- Abromaitis and Hansbrough have both scored 20-plus points in the same game five times this season (four times in BIG EAST play).
- Hansbrough has reached double-figures in points a team-high 30 times this season (out of 32 games), while Abromaitis has netted double-digits 27 times.
- Hansbrough has led the Irish in scoring a team-best 19 times this season, while Abromaitis has done so on nine occasions.
- Hansbrough has scored 20-plus points a team-best 15 times this season, while Abromaitis has done so on 11 occasions.

Number of Games This Season With ...
(Career figure in parenthesis)

Six Double-Figure Scorers 2
Five Double-Figure Scorers 5
Four Double-Figure Scorers 14

Double-Figure Points

Ben Hansbrough 30 (79, 53 at ND)
Tim Abromaitis 27 (55)
Carleton Scott 20 (24)
Tyrone Nash 17 (31)
Scott Martin 18 (31, 18 at ND)
Eric Atkins 7 (7)
Jack Cooley 4 (4)
Joey Brooks 0 (1)

30-Plus Points

Ben Hansbrough 2 (2, 2 at ND)
Tim Abromaitis 1 (3)

20-Plus Points

Ben Hansbrough 15 (22, 18 at ND)
Tim Abromaitis 11 (20)
Carleton Scott 2 (2)
Scott Martin 1 (1, 1 at ND)

10-Plus Rebounds

Carleton Scott 9 (13)
Tyrone Nash 4 (7)
Tim Abromaitis 3 (4)
Scott Martin 1 (1, 1 at ND)
Ben Hansbrough 0 (1, 1 at ND)

10-Plus Assists

Ben Hansbrough 1 (3, 3 at ND)

Double-Doubles

Carleton Scott 7 (10)
Tyrone Nash 4 (5)
Tim Abromaitis 2 (3)
Scott Martin 1 (1, 1 at ND)
Ben Hansbrough 1 (3, 3 at ND)

HANSBROUGH NAMED SECOND TEAM ALL-AMERICAN BY USBWA

- **Ben Hansbrough** was a second team All-America selection by the United States Basketball Writers Association (USBWA). It marks the third straight year Notre Dame has had a player named to one of the two teams.
- He also is one of 20 finalists for the John R. Wooden Award that includes three other BIG EAST players (Marshon Brooks-Providence; Dwight Hardy-St. John's and Kemba Walker-Connecticut).

HANSBROUGH STAYING HOT

- Over the past 13 games, **Ben Hansbrough** is averaging 22.5 points, 4.5 rebounds and 5.0 assists. He is shooting 54.2% (96-177) from the floor during those 13 contests. The Irish are 11-2 in that stretch.
- Hansbrough netted a career-high 32 points on Feb. 23 at Providence. He deposited 30 against Villanova (Feb. 28).
- He currently has a career-high 15-game double-figure scoring streak. That's the longest double-digit scoring streak for the Irish this season.
- Hansbrough made a career-high seven three-pointers (on 10 attempts) against Villanova (Feb. 28). He also matched a career-high total with 10 assists versus the Wildcats to notch his first double-double of the season (third of his career).

HANSBROUGH HELPS IN MANY WAYS

- For the season, **Ben Hansbrough** is averaging a career-best - and team-high - 18.5 points per game. Hansbrough has a team-best 137 assists (4.3 apg) and a team-high 41 steals (1.3 spg). He also is averaging a team-high 35.2 minutes played per game.
- He averaged 20.7 points per game in BIG EAST play.
- Hansbrough has led the Irish in scoring in 12 of the past 15 games and a team-best 19 times this season.
- He has made at least five three-pointers in a game seven times this season.
- Hansbrough has notched at least five assists in a game 14 times this season.
- He is shooting 81.4% (140-172) from the free throw line this season.

HANSBROUGH HITS 1,000-POINT MARK AT NOTRE DAME

- With his second point of the game against Louisville in the BIG EAST Tournament, **Ben Hansbrough** became the 52nd player in Notre Dame history to score 1,000 points. Hansbrough has netted 1,011 points over the course of 67 games (15.1 ppg) during his two seasons with the Irish.
- Hansbrough scored his 1,000th career point overall in the season opener against Georgia Southern. He has 1,580 career points combined from his two seasons at Mississippi State and two campaigns with the Irish.



Irish In The NCAA Rankings

(as of Mar. 13)

TEAM

Assist-To-Turnover Ratio

3. 1.56

(National Leader: Wisconsin, 1.78)

Assists Per Game

10. 16.7

(National Leader: Duquesne, 18.0)

Winning Percentage

12. .813

(National Leader: Three tied at .941)

Fewest Turnovers Per Game

13. 10.7

(National Leader: Wisconsin, 7.4)

Three-Point Field Goal Percentage

16. .392

(National Leader: Northern Arizona, .425)

Scoring Margin

18. +10.4

(National Leader: Belmont, +18.4)

Three-Point Field Goals Per Game

22. 8.1

(National Leader: VMI, 11.3)

Scoring Offense

32. 76.0

(National Leader: VMI, 87.9)

Field Goal Percentage

38. .466

(National Leader: Kansas, .514)

INDIVIDUAL

Three-Point Field Goal Percentage

12. Ben Hansbrough, .441

(National Leader: Jon Diebler, Ohio State, .500)

Assist-To-Turnover Ratio

17. Eric Atkins, 2.67

(National Leader: Jordan Taylor, Wisconsin, 4.20)

Irish Posting One of Top Seasons in Program History

(listed by win total)

SEASON	OVERALL RECORD	PERCENTAGE
1908-09	33-7	.825
1973-74	26-3	.897
2010-11[^]	26-6	.813
2007-08 [^]	25-8	.758
1957-58	24-5	.828
1978-79	24-6	.800
1986-87	24-8	.750
2002-03 [^]	24-10	.706
2006-07 [^]	24-8	.750

SEASON	BIG EAST RECORD	PERCENTAGE
2007-08 [^]	14-4	.778
2010-11[^]	14-4	.778
2006-07 [^]	11-5	.688
2000-01 [^]	11-5	.688

[^] - Mike Brey coached team

ABROMAITIS NETS 1,000TH POINT

• **Tim Abromaitis** netted his 1,000th career point on Feb. 26 versus Seton Hall. He was the 51st player in Notre Dame history to reach that milestone.
• Abromaitis has a 13.6 scoring average in 79 career outings. After scoring just 20 points during his freshman season in 2007-08 and sitting out the 2008-09 campaign, Abromaitis has scored 1,054 points over the course of the last 67 games for a 15.7 scoring average.

A IS FOR ABROMAITIS

• **Tim Abromaitis** has scored in double-figures in 10 of the past 11 games and 27 times overall this season (out of 32 games).
• Abromaitis scored a season-high 30 points against Villanova (Feb. 28). That was his third-career 30-plus point game. He tied the Purcell Pavilion at the Joyce Center record with a career-high nine made three-pointers (on 13 attempts) versus Villanova.
• Abromaitis has netted 20-plus points in a game 11 times this season (five times in BIG EAST play).
• Abromaitis' point (15.3) and rebound (6.1) averages rank second on the team.
• He has two double-doubles this season (Chicago State & UMBC).

IRISH SECURE FIFTH STRAIGHT 20-WIN CAMPAIGN

• Notre Dame has reached the 20-win mark for the fifth consecutive season and for the eighth time in the last 11 seasons under head coach **Mike Brey**. The last time Irish teams reached the 20-win plateau in five straight campaigns was from 1983-89 when those Notre Dame squads under Digger Phelps strung together six consecutive 20-win seasons.

SCOTT PROVIDES A SPARK

• Notre Dame is 24-4 this season when **Carleton Scott** has played and the Irish are 12-2 since he's returned from a hamstring injury.
• Scott had to leave the Syracuse contest (Jan. 1), a 70-58 loss, in the second half after suffering the injury. Notre Dame went 2-2 in the next four contests without his services. Scott returned to game action on Jan. 19 versus Cincinnati, a 66-58 Irish win. He returned to the starting lineup on Jan. 22 versus Marquette (an 80-75 win) and notched a double-double with 11 points and 10 rebounds.

GOOD SHOWINGS FOR SCOTT

• Senior forward **Carleton Scott** produced two solid games during the BIG EAST Tournament. Against Cincinnati in the quarterfinals, he registered 18 points, six rebounds, four assists and a career-high tying four blocked shots. In the semifinals versus Louisville, Scott scored 10 points and grabbed seven boards.
• Despite missing four games earlier this season with a hamstring injury, Scott has been one of Notre Dame's top performers this season. Scott has scored in double-figures 20 times this season (out of 28 games played).
• Scott has a team-high seven double-doubles this season and he has hauled down 10 or more rebounds in a game nine times this season.
• Scott's five made three-pointers at Pittsburgh (Jan. 24) were a career-high total. He is shooting 37.5% (45-120) from three-point range this season.
• He netted a career-high 23 points versus Gonzaga on Dec. 11.
• Scott is shooting a team-best 88.3% (53-60) from the free throw line this season. He produced a 92.0% (23-25) mark from the charity stripe in BIG EAST play.
• Scott's perfect 8-8 performance from the field against Stony Brook (Dec. 19) ranks in a tie for third all-time in program history for most made field goals in a game without a miss. He was 4-4 from three-point range versus the Seawolves.

BLOCK PARTY

• Senior forward **Carleton Scott** has a team-best - and career-high - 50 blocked shots this season (1.8 per game).
• Scott has blocked at least two shots in nine of the last 11 games and 18 times overall this season. He has swatted three or more shots in a game eight times this season. Scott tied a career-high total with a season-high four blocked shots against Indiana State (Nov. 30) and Cincinnati (March 10).

IRISH AMONG NATION'S BEST IN PROTECTING THE BASKETBALL

• Notre Dame's 1.56 assist-to-turnover ratio ranks third nationally. The Irish have registered 535 assists on their 803 made field goals this season (.666). The Fighting Irish average just 10.7 turnovers per game, which is the 13th-best mark in the country.
• Notre Dame has notched at least 20 assists in a game 10 times this season. The Irish had a season-high 29 assists (on 34 made field goals) versus Chicago State (Nov. 17). Notre Dame is 10th nationally in assists per game (16.7).



Free-Throw Shooting in Final Five Minutes and Overtime (Season Totals):

Tim Abromaitis	17-25 (.680)
Eric Atkins	20-27 (.741)
Mike Broghammer	0-0 (.000)
Joey Brooks	4-8 (.500)
Jack Cooley	1-4 (.250)
Alex Dragicevich	4-6 (.667)
Jerian Grant	0-0 (.000)
Ben Hansbrough	57-69 (.826)
Tom Knight	1-1 (1.000)
Tom Kopko	0-0 (.000)
Scott Martin	16-30 (.533)
Tyrone Nash	25-35 (.714)
Carleton Scott	13-15 (.867)
Total	158-220 (.718)
Opponents	98-129 (.760)

Taking Care Of The Basketball

Under Irish head coach Mike Brey, Notre Dame always has been a team that has had a high number of assists and very few turnovers. Here's a look at the Irish under Brey:

	FGs	Assts	TOs	Asst/Bskt	Asst/TO
2000-01	814	527	434	.647	1.21
2001-02	934	629	435	.673	1.45
2002-03	917	558	446	.609	1.25
2003-04	766	434	329	.567	1.32
2004-05	671	415	341	.618	1.22
2005-06	772	468	364	.606	1.29
2006-07	869	552	414	.635	1.33
2007-08	914	608	429	.665	1.42
2008-09	988	601	343	.608	1.75
2009-10	918	585	362	.637	1.62
2010-11	803	535	342	.666	1.56

Irish On The Road Under Brey

	Away	Neutral	Overall
2010-11	5-4	4-2	9-6
2009-10	3-6	3-3	6-9
2008-09	3-8	3-4	6-12
2007-08	5-4	3-4	8-8
2006-07	3-5	3-3	6-8
2005-06	4-7	0-2	4-9
2004-05	4-6	0-1	4-7
2003-04	6-5	2-1	8-6
2002-03	4-5	6-3	10-8
2001-02	8-4	5-3	13-7
2000-01	6-4	2-2	8-6
Totals	51-58	31-28	82-86
	(.468)	(.525)	(.488)

- Senior guard **Ben Hansbrough** leads the Irish with 137 assists (4.3 apg). Freshman point guard **Eric Atkins** is second with 104 (3.3 apg). Atkins has a team-best 2.67 assist-to-turnover ratio, which ranks 17th nationally.
- Notre Dame committed a season-low five turnovers against Cincinnati in the quarterfinals of the BIG EAST Championship. It was the first time Notre Dame had five turnovers or less in a game since the Irish had two against DePaul on Jan. 23, 2010. The Irish did not commit a turnover in the second half of the Cincinnati contest. The Irish have had fewer than 10 turnovers in a game 11 times this season.

ROOKIE HANDLING THE ROCK

- Freshman point guard **Eric Atkins** boasts a team-best 2.67 assist-to-turnover ratio. He ranks 17th nationally in that category. He is second on the team with 104 assists (3.3 apg).
- Atkins had a 2.73 assist-to-turnover ratio in BIG EAST regular-season games, which ranked first among all of the league's players.
- The rookie has dished out five-plus assists in a game nine times this season, including a career-high seven against St. John's (Jan. 16) and USF (Feb. 12).
- Atkins has led the Irish in assists nine times this season.

PERFORMING IN THE POST

- Notre Dame is 15-2 this season when senior forward **Tyrone Nash** scores at least 10 points.
- Nash has led the Irish in assists eight times this season. He has registered five or more assists in a game six times this season, including a career-high seven versus Chicago State (Nov. 17) and Providence (Feb. 23).
- Nash's career-high 85 assists (2.7 apg) rank third among all Notre Dame players this season. He also is third in rebound average with a 5.9 mark and boasts a team-high 79 offensive rebounds.
- Nash has produced four double-doubles this season.

CONTRIBUTIONS FROM COOLEY

- Sophomore forward **Jack Cooley** is an efficient 53-81 (.654) from the field this season.
- Cooley scored a career-high 18 points and hauled down a career-high tying eight rebounds on Feb. 12 at USF. Cooley made his first nine shots of the contest before missing his final attempt from the field.
- Overall, Cooley had made 15 straight field goal attempts before the miss against the Bulls. Cooley made his final field goal attempt versus Rutgers (Feb. 6) and made all five of his tries against Louisville (Feb. 9).
- Cooley gave the Irish a huge lift off the bench in the win over Louisville on Feb. 9. He scored all 10 of his points in the first half. The Louisville and USF contests marked the first time Cooley ever has scored in double-figures in consecutive games. Cooley has four double-digit scoring efforts this season.

DRAINING FROM DEEP

- The Fighting Irish are 259-661 (.392) from three-point range this season. That percentage ranks 16th nationally. Notre Dame has hit 10 or more three pointers in a game seven times this season (all wins), including a school-record 20 treys against Villanova (Feb. 28). The Irish are averaging 8.1 made three-pointers per game, which is the 22nd-best mark in the country.
- The Irish are 224-535 (.419) from three-point range in their 26 wins and they are 35-126 (.278) in the six losses.
- **Ben Hansbrough** is shooting at a team-best 44.1% clip (82-186) from beyond the arc this season. That mark ranks 12th nationally. Hansbrough is shooting 42.8% (149-348) from three-point range during his Notre Dame career. That percentage currently ranks third in Irish history (see page 17).
- **Tim Abromaitis** tied a Purcell Pavilion at the Joyce Center record with a career-high nine made three-pointers (on 13 attempts) against Villanova (Feb. 28). Hansbrough deposited a career-high seven treys (on 10 attempts) versus Villanova.

406 AND COUNTING

- Heading into the NCAA Tournament, Notre Dame has made at least one three-pointer in 406 straight contests dating back to the 1998-99 campaign. The Fighting Irish have made at least one three pointer during every game of the Mike Brey era. The last time an Irish team failed to hit a three-pointer in a game was in a 101-70 loss to Connecticut at the Hartford Civic Center on Jan. 12, 1999. Notre Dame finished 0-7 from beyond the arc in that contest. In 2008-09, the Irish set a single-season three-point record with 319.



Spreading the Wealth (Season Totals)

Six Double-Digit Scorers

Maine - W, 97-72 (Nov. 22)

Abromaitis (26), Martin (15), Nash (13), Cooley (13), Scott (11), Hansbrough (11)

USF - W, 78-55 (Feb. 12)^

Cooley (18), Scott (13), Abromaitis (12), Hansbrough (12), Martin (10), Nash (10)

^ - indicates first time Notre Dame ever has had six double-figure scorers in a BIG EAST game

Five Double-Digit Scorers

Chicago State - W, 102-62 (Nov. 17)

Hansbrough (22), Abromaitis (21), Scott (17), Atkins (12), Nash (11)

Indiana State - W, 81-72 (Nov. 30)

Hansbrough (24), Nash (16), Martin (15), Abromaitis (13), Scott (11)

Cincinnati - W, 66-58 (Jan. 19)

Nash (13), Hansbrough (13), Abromaitis (12), Atkins (11), Martin (11)

Marquette - W, 80-75 (Jan. 22)

Hansbrough (28), Nash (13), Atkins (12), Scott (11), Martin (10)

Louisville - L, 77-83 (OT) (March 11)*

Martin (21), Abromaitis (16), Nash (13), Hansbrough (13), Scott (10)

* - BIG EAST Tournament

Hitting The Century Mark

Notre Dame has scored at least 100 points 13 times during the Mike Brey era. Most recently, the Fighting Irish deposited 102 points on Nov. 17 versus Chicago State. Here are Notre Dame's 100-point outputs during Brey's tenure.

Date	Opponent	Result
11/18/00	Sacred Heart	W, 104-58
11/22/00	Loyola (Chicago)	W, 107-68
2/9/02	at Georgetown (4ot)*	W, 116-111
12/14/02	DePaul	W, 102-71
1/25/03	at Boston College (ot)*	W, 101-96
2/18/06	at Seton Hall*	W, 102-91
12/28/06	Rider	W, 101-51
1/30/07	at Syracuse*	W, 103-91
12/8/07	Northern Illinois	W, 108-62
12/2/08	South Dakota	W, 102-76
2/21/09	at Providence*	W, 103-84
12/22/09	Bucknell	W, 101-69
11/17/10	Chicago State	W, 102-62

* - BIG EAST Game

IRISH FUN FACT UNDER BREY

• Notre Dame teams under **Mike Brey** have always ranked among the best teams in the nation and BIG EAST in assists and three-point shooting. In 11 seasons with Brey on the sidelines, Notre Dame is 74-9 when Irish teams have 20 or more assists and are 73-28 when making 10 or more three-pointers.

HOME COURT ADVANTAGE

• Notre Dame averaged 82.1 points per game in its 17 home games this season, while the Irish averaged 67.6 points in their nine true road games (all BIG EAST contests). Notre Dame averaged 75.8 points per game in its nine BIG EAST home games.

• The Irish eclipsed the 80-point mark at home 10 times this season (three times in BIG EAST play).

• Notre Dame is averaging 71.3 points per game in its six neutral site contests.

SPREADING THE WEALTH

• The Irish have had at least four players reach double-figures in points in nine of the past 10 games. Notre Dame has had at least four double-figure scorers in 15 games this season. The Fighting Irish are 14-1 in those contests.

• In the 78-55 win at USF (Feb. 12), the Irish had six players reach double-figures in points for the first time ever in a BIG EAST game. **Jack Cooley** (18), **Carleton Scott** (13), **Tim Abromaitis** (12), **Ben Hansbrough** (12), **Scott Martin** (10) and **Tyrone Nash** (10) all netted double-digits. It's the second time this season Notre Dame has had six double-figure scorers. Those same six players all did so versus Maine (Nov. 22).

• Notre Dame has had at least five players reach double-digits in the same contest seven times (see box on left).

BALANCED ATTACK

• Seven different Notre Dame players have led the team in scoring during a game this season. **Ben Hansbrough** has led the Irish in scoring a team-best 19 times, including one tie with **Tim Abromaitis**, who has led the Irish in points on eight occasions. **Carleton Scott** has done so three times, including one tie with **Eric Atkins**, who has posted a team-high point total twice this season. **Jack Cooley**, **Scott Martin** and **Tyrone Nash** have led the Irish in scoring once each.

TOPPING 20

• With his career-high 21 points against Louisville in the semifinals of the BIG EAST Championship, **Scott Martin** became the fourth Notre Dame player to score 20 or more points in a game this season. **Ben Hansbrough** has done so 15 times, while **Tim Abromaitis** has scored 20-plus points 11 times. **Carleton Scott** has accomplished the feat twice this season.

FIRST HALF FLURRY

• Notre Dame opponents are averaging just 29.3 points in the first half of play this season, while the Irish are averaging 37.3 points during the first stanza.

• Notre Dame held USF to just 17 first-half points on Feb 12. That marked the fourth time this season Notre Dame has held an opponent to under 20 points in the first half. The other times were against California (5 points), Wisconsin (19) and Cincinnati (19).

• Notre Dame's 46 first-half points against Louisville during the BIG EAST Tournament signified the 15th time this season the Irish have netted at least 40 points in the first half of play.

• Notre Dame is 20-2 this season when leading at the intermission. The losses were to West Virginia (27-26 halftime lead) on Feb. 19 and Louisville (46-32) on March 11.

• Notre Dame has been outscored by 88 points (257-169; 14.7 average) in the second half of its six setbacks.

CLAMPING DOWN

• Notre Dame has held 14 of its opponents to 40% or below shooting from the field. The Irish held California under 30% on Nov. 26. The Irish held both Cincinnati (32.8%) and Louisville (38.4%) under 40% during the BIG EAST Tournament.

• The Irish held Seton Hall (Feb. 26) to just 30.4% (17-56) shooting from the floor. That matched the lowest shooting percentage for an Irish opponent in a BIG EAST game this season. Notre Dame also held USF (Feb. 12) to 30.4% (21-69).

• Seton Hall's 48 points were the fewest scored by an Irish opponent in a BIG EAST game this season. It was the second time this season the Irish have held an opponent to under 50 points. Notre Dame held California to 44 points.



2010-11 BIG EAST Awards and Honors

BIG EAST Player of the Year
Ben Hansbrough, Notre Dame

BIG EAST Coach of the Year
Mike Brey, Notre Dame

BIG EAST Scholar Athlete of the Year
Tim Abromaitis, Notre Dame

BIG EAST Rookie of the Year
Cleveland Melvin, DePaul

BIG EAST Defensive Player of the Year
Rick Jackson, Syracuse

BIG EAST Most Improved Player
Dwight Hardy, St. John's

BIG EAST Sixth Man Award
Justin Burrell, St. John's

BIG EAST Sportsmanship Award
Brad Wanamaker, Pittsburgh

BIG EAST Championship All-Tournament Team
Jeremy Lamb, Connecticut
Preston Knowles, Louisville
Peyton Siva, Louisville
Scott Martin, Notre Dame
Rick Jackson, Syracuse

Dave Gavitt Trophy Most Outstanding Player
Kemba Walker, Connecticut

All-BIG EAST First Team
Kemba Walker, Connecticut, Jr., G
Austin Freeman Georgetown, Sr., G
***Ben Hansbrough, Notre Dame, Sr., G**
Ashton Gibbs, Pittsburgh, Jr., G
Marshon Brooks, Providence, Sr., G
Dwight Hardy, St. John's, Sr., G

All-BIG EAST Second Team
Preston Knowles, Louisville, Sr., G
Darius Johnson-Odom, Marquette, Jr., G
Brad Wanamaker, Pittsburgh, Sr., G
Rick Jackson, Syracuse, Sr., F
Corey Fisher, Villanova, Sr., G

All-BIG EAST Third Team
Chris Wright, Georgetown, Sr., G
Tim Abromaitis, Notre Dame, Gr., F
Jeremy Hazell, Seton Hall, Sr., G
Kris Joseph, Syracuse, Jr., F
Corey Stokes, Villanova, Sr., G

BIG EAST Honorable Team
Peyton Siva, Louisville, So., G
Jimmy Butler, Marquette, Sr., F
Scoop Jardine, Syracuse, So., G
Kevin Jones, West Virginia, Jr., F

BIG EAST All-Rookie Team
Sean Kilpatrick, Cincinnati, Fr., G
Jeremy Lamb, Connecticut, Fr., G/F
Shabazz Napier, Connecticut, Fr., G
***Cleveland Melvin, DePaul, Fr., F**
Brandon Young, DePaul, Fr., G
Gilvydas Biruta, Rutgers, Fr., F

*denotes unanimous selection

LIVING LARGE AT THE LINE

- The Fighting Irish have 87 more made free throws than their opponents have attempts from the charity stripe. The Fighting Irish are 567-782 (.725) from the free throw line this season. Irish opponents are 342-480 (.713) from the line.
- The Irish are 22-0 this season when making more free throws than their opponent.
- The Irish have made 20 or more free throws in a game 13 times this season. Notre Dame made a season-high 30 free throws (on 43 attempts) versus Georgia, an 89-83 double-overtime Irish victory.
- Against Maine, Notre Dame shot a season-best 92.6% from the free throw line (25-27). The Fighting Irish also shot above 90% from the charity stripe against Stony Brook as they connected on 11 of 12 shots (91.7%).

HITTING THE GLASS

- The Fighting Irish are 22-1 this season when out-rebounding their opponent.
- Notre Dame boasts a +4.5 overall rebound margin this season. The Irish have a +7.1 margin in their 26 wins, while they are -7.0 in their six losses. Notre Dame has been out-rebounded in five of its six losses.
- Senior forward **Carleton Scott** is averaging a team-high 7.1 rebounds per game. **Tyrone Nash** leads the team with 79 offensive rebounds.

COMING BACK

- The Irish have been able to produce key comebacks en route to victory this season. Notre Dame is 6-3 this season when trailing at halftime.
- At Connecticut on March 5, Notre Dame overturned a 36-33 halftime deficit to produce a 70-67 victory. The Fighting Irish trailed the Huskies by five (65-60) with 4:24 left in the contest, but finished the game on a 10-2 run to notch the win.
- Against Seton Hall (Feb. 26), the Irish were down by 11 (25-14) late in the first half and trailed by three (27-24) at the intermission. Notre Dame out scored the Pirates by 15 (36-21) in the second half to register the 60-48 victory.
- Notre Dame staged three comebacks during a five-game stretch of BIG EAST play to provide momentum that the team is still riding. The Fighting Irish were down by nine points (45-36) at halftime to Marquette (Jan. 22) and came back to win 80-75. Against Pittsburgh (Jan. 24), the Irish trailed by five points (28-23) at the intermission and prevailed 56-51. Notre Dame overcame a four-point halftime deficit (44-40) to defeat Louisville 89-79 in overtime (Feb. 9).
- The Fighting Irish rebounded from a 12-point halftime deficit (37-25) to defeat Georgia in double-overtime, 89-83, at the Old Spice Classic (Nov. 25).
- Arguably Notre Dame's top comeback of the season occurred during the title game of the Old Spice Classic. Notre Dame trailed Wisconsin 43-32 with 9:21 left in regulation, yet the Fighting Irish finished the game on a 26-8 run to claim the 58-51 victory. Included in that stretch was a 15-0 run for the Irish.

VETERAN PRESENCE

- Seniors **Tim Abromaitis** (F), **Ben Hansbrough** (G), **Scott Martin** (G), **Tyrone Nash** (F) and **Carleton Scott** (F) have combined for 154 of a possible 160 starts this season. Notre Dame is 22-4 when that quintet starts. Nash, Abromaitis and Hansbrough have started all 32 games this season, while Martin has 31 starts. Scott started the first 14 contests of the season before suffering a hamstring injury versus Syracuse (Jan. 1). He returned to the starting lineup on Jan. 22 versus Marquette. Scott has 27 starts this season. (*Notre Dame's game-by-game starters are listed on page 13 of this notes packet.*)

IRONMEN

- **Tim Abromaitis**, **Ben Hansbrough** and **Tyrone Nash** have played in all 67 games over the past two seasons. Nash and Hansbrough both have started all 67 of those contests. Overall, Nash has played in a team-best 82 straight contests. The last game he did not play in was at Cincinnati on Feb. 4, 2009.

TAKING DOWN A TOP-10 FOE

- Notre Dame has defeated three top-10 teams this season. Most recently, the Irish won at #2/2 Pittsburgh, 56-51, on Jan. 24. Notre Dame opened BIG EAST play with a 69-55 triumph of #9/9 Georgetown (Dec. 29) and the Irish produced a 73-70 victory over #8/9 Connecticut (Jan. 4).
- Prior to this season, the last time Notre Dame defeated three top-10 teams in the same season was during the 2008-09 campaign. That season, the Irish took down #6/7 Texas (81-80), #9/10 Georgetown (73-67) and #5/7 Louisville (90-57).
- This season's wins over Georgetown and Connecticut marked the first time since the 2002-03 campaign that Notre Dame defeated two top-10 teams in a three-game span.



IRISH EXCEL ON AND OFF THE COURT

Abromaitis Named To Capital One Academic All-America First Team

- **Tim Abromaitis** has been named to the Capital One Academic All-America Men's Basketball First Team for the second consecutive year. Abromaitis becomes the first Notre Dame men's basketball player to earn first team Academic All-America honors in back-to-back seasons since Pat Garrity in 1997 and 1998.
- He is enrolled in a one-year intensified MBA program within the Mendoza College of Business and has a 3.615 grade point average. He graduated one full year ahead of his class in May of 2010 from the Mendoza College of Business with a degree in finance. A three-time member of the Dean's List, he earned a 3.72 grade index over his eight semesters.
- Abromaitis becomes just the fourth player in program history to earn first team Academic All-America honors on multiple occasions. In addition to Garrity, Bob Arnzen and John Paxson were both multi-year first-team honorees. Arnzen ranks as Notre Dame's only three-time Academic All-America honoree as he garnered first-team recognition in 1967, 1968 and 1969, while Paxson earned first-team recognition in both 1982 and 1983.
- Notre Dame's other Academic All-America honorees include: Gary Novak (second team in 1972 and first team in 1974); Kelly Tripucka (first team in 1979); Rich Branning (first team in 1980) and Chris Quinn (first team in 2006).
- In all, Notre Dame has had eight different players in the 106-year history of the men's basketball program garner Academic All-America recognition on 14 occasions.
- Abromaitis is the third Notre Dame student-athlete during the 2010-11 school year to be named an Academic All-American. Irish kicker David Ruffer was a first-team football selection, while All-American Lauren Fowlkes earned a spot on the women's soccer first team. Overall, Notre Dame ranks second all-time in the number of Academic All-Americans it has produced with 219.

Passing The Test

- Notre Dame has recorded a perfect score of 100 percent in each of the last three Graduation Success Rate (GSR) figures released in 2008, 2009 and 2010 and is one of just 12 schools to earn a perfect 100 percent score in each of the last three years. The 11 other schools include Binghamton, Charleston Southern, Coastal Carolina, Colgate, Holy Cross, Davidson, Loyola of Maryland, North Carolina-Wilmington, Utah State, Wake Forest and Western Kentucky.
- In the recent set of GSR scores released in the fall, Notre Dame had the highest percentage of sports with 100 percent scores (for the fifth time in six years) among the 120 Football Bowl Subdivision institutions, with a .863 figure (19 of 22).

- Prior to the wins over Georgetown and Connecticut, the last time Notre Dame recorded back-to-back home wins over top-10 teams was during the 1960-61 season when the Irish knocked off #7 DePaul (61-58 on Jan. 17, 1961) and #7 St. John's (64-63 on Feb. 2, 1961).

PITT-STOPPED

- Notre Dame's win over then second-ranked Pittsburgh on Jan. 24, produced several noteworthy items as the Irish recorded their third win over a top-10 foe this season:
 - The win was the highest-ranked opponent a Notre Dame team under **Mike Brey** had beaten on the road in a true road game.
 - The victory was the first in a true road game over a top-five team for Notre Dame since a 75-70 win over No. 2 Connecticut on Jan. 2, 2000.
 - The win matched the highest-ranked opponent an Irish squad had beaten during the Brey era. On Dec. 8, 2002, Notre Dame defeated No. 2 Texas in the championship game of the BB&T Classic in Washington, D.C., 98-92.
 - Notre Dame had been winless (0-5) at the Petersen Events Center prior to victory and it marked just the 12th loss ever for a Pittsburgh team in 157 games at the PEC. The victory also snapped the Panthers' 20-game home win streak as Pittsburgh suffered just its 11th loss ever at the PEC in BIG EAST play.
 - It was the first win for an Irish team at Pittsburgh since a 56-53 victory on Jan. 12, 2002. It was Notre Dame's third straight victory over the Panthers, its longest win streak since the Irish joined the BIG EAST Conference in 1995-96.
 - The Irish held the Panthers to their lowest scoring output of the season (51 points) in their first BIG EAST loss of the 2010-11 campaign.
- **Ben Hansbrough** outscored the Pittsburgh 13-12 in the final 9:22 of the contest as he netted 15 of his game-high 19 points in the second half.

LOOKING AT THE NUMBERS

- Notre Dame has scored less than 60 points in five of its six losses this season. The Irish are 3-5 this season when scoring fewer than 60 points. The Irish are averaging 60.3 points per game in the six setbacks and 79.6 points in their 26 victories.
- The Irish are surrendering 63.5 points per game in their wins and they are allowing 74.7 points per game in their losses.

A SUCCESSFUL STRETCH

- Notre Dame is 32-8 (.800) in its last 40 games dating back to last season. Following a double-overtime loss to Louisville (91-89) in Freedom Hall on Feb. 17, 2010, the Irish won their final four regular-season games in 2009-10 (Pittsburgh, Georgetown, Connecticut and Marquette) and won two games in the BIG EAST Tournament (Seton Hall and Pittsburgh) before losing to West Virginia in the conference championship semifinals and to Old Dominion in the first round of the 2010 NCAA Tournament.

BREY REACHES BIG EAST MILESTONE

- Notre Dame head coach **Mike Brey** notched his 100th BIG EAST regular-season victory with the 73-70 win over Connecticut on Jan. 4. Brey is the sixth coach in BIG EAST Conference history with 100 regular-season league wins. Brey's Irish teams are 112-72 (.609) all-time in regular-season BIG EAST play.

ELDER STATESMAN

- **Mike Brey** is in his 11th season along the Irish sidelines. He is the third-longest tenured coach in the BIG EAST, behind only Jim Boeheim of Syracuse and Jim Calhoun of Connecticut. Brey stands sixth all-time in career BIG EAST victories (both regular-season and tournament) with his 119-83 (.589) mark. He is one of eight coaches in BIG EAST history to record 100 conference wins.

BIG EAST All-Time Winningest Coaches By Victories

(Includes conference regular-season and championship games)

1. Jim Boeheim, Syracuse	384-211 (.645)
2. Jim Calhoun, Connecticut	303-172 (.638)
3. John Thompson, Georgetown	232-123 (.654)
4. Lou Carnesecca, St. John's	139-80 (.635)
5. Rollie Massimino, Villanova	123-92 (.572)
6. Mike Brey, Notre Dame	119-83 (.589)
7. Jamie Dixon, Pittsburgh	109-45 (.708)
8. Jay Wright, Villanova	107-79 (.575)



Austin Carr Joins Notre Dame Ring Of Honor; Lower Level of Purcell Pavilion To Be Renamed Austin Carr Concourse

- Former Irish great Austin Carr, who played at Notre Dame from 1968-71 and still remains the school's all-time leader with 2,560 career points and a 34.6 career scoring average, became the third individual to be inducted into the Notre Dame Basketball Ring of Honor inside Purcell Pavilion at the Joyce Center. His legacy and achievements were celebrated during halftime of Saturday's Seton Hall game.
- Carr will join Luke Harangody (2006-10) and Ruth Riley (1997-2001) as Notre Dame's third member to the Ring of Honor. Harangody was the first honoree as he was honored in February 2010, while Riley followed him in November 2010.
- The Ring of Honor was established by the Notre Dame athletics department to honor former and present men's and women's basketball and volleyball players who have made distinguished and noteworthy contributions during their careers while student-athletes at the University. A committee consisting of Irish coaches and administrators helps to determine the inductees.
- On the same evening Austin Carr was inducted into Notre Dame's Ring of Honor inside Purcell Pavilion, a second honor was bestowed upon the program's career scoring leader. Carr will have the lower concourse of the Joyce Center bear his name as it will now be called Austin Carr Concourse.
- The Purcell Pavilion upper concourse area was part of the overall renovation of the Joyce Center that was completed in October of 2009. The concourse area features a variety of theming elements that highlight the history of the venue and the various programs and events that have occurred within the building over the past 42 seasons. The building opened in the fall of 1968 and was originally named the Athletic and Convocation Center.
- The lower concourse area soon will recognize former Irish men's and women's basketball and volleyball student-athletes and their accomplishments.

2010-11 Notre Dame Basketball Radio Affiliates

Notre Dame Sports Properties originates the Notre Dame Radio Network which includes: WSBT AM 960 (South Bend, Ind.); WLS AM 890 (Chicago, Ill.); WXNT-AM 1430 in Indianapolis, Ind.; WNUY-FM 100.1 (Fort Wayne, Ind.); WRSW ESPN 1480 AM (Warsaw, Ind); WEFM FM 95.9 (Michigan City, Ind.); WLUV-AM 1520 (Rockford, Ill.); WVIL-FM 101.3 (Jacksonville/Peoria, Ill.); WJLS-AM 560 (Beckley, W.Va; WKKX-AM 1600 (Wheeling, W.Va.); SIRIUS Satellite (159) and XM Radio (117); and worldwide on www.und.com.

STARTING STRONG

- This season and the 2006-07 campaign are the only two seasons during Notre Dame's BIG EAST era that the Irish suffered just one regular-season non-conference loss.
- Notre Dame's loss to Kentucky on Dec. 8 was the latest calendar date the Irish had suffered their first setback of the season since the 1979-80 campaign. Notre Dame started that season 7-0 before suffering its first loss to Kentucky (86-80) on Dec. 29, 1979.
- Notre Dame's 8-0 start this season was the fifth in program history and the best ever for the Irish under head coach Mike Brey.

OLD SPICE CHAMPIONS

- Notre Dame won the Old Spice Classic in Orlando, Fla. (Nov. 25-28) by capturing wins over Georgia (89-83 in 2ot), California (57-44) and Wisconsin (58-51). It marked the first three-game in-season tournament victory for the Fighting Irish since winning the 2001 Hawaii-Pacific Thanksgiving Classic in Honolulu, Hawaii
- In the Old Spice Classic, the Irish held California and Wisconsin to five and 19 points, respectively, in the first half of play.
- Notre Dame held California (16-61) and Wisconsin (20-57) to a combined 36-118 (.305) from the field during the final two games of the Old Spice Classic.
- Notre Dame out-rebounded Wisconsin 43-28 in the title game of the tournament.
- Notre Dame held a decisive free throw advantage in all three games of the tournament. The Irish made 20 more free throws than both Georgia (30-10) and California (26-6). Notre Dame made 16 more free throws (20-4) than Wisconsin in the title game.
- Senior forward **Tim Abromaitis** was named the MVP of the Old Spice Classic as he averaged 14.0 ppg. and 8.7 rpg. during the three-game run. Fellow senior forward **Carleton Scott** also was named to the all-tournament team. Scott was the only Irish player to reach double figures in points during every game of the event.

BIG EAST FORMULA FOR SUCCESS

- Since his arrival at Notre Dame, head coach **Mike Brey** has led the Irish to a 112-72 (.609) record in BIG EAST regular-season games and a 7-11 mark in tournament play for an overall record of 119-83 (.589) against league foes. Brey's Irish teams have won 10 or more conference regular-season games in seven of his 11 seasons. Prior to his arrival at Notre Dame, Irish teams had just a 35-53 (.398) regular-season record from 1995-2000.

BIG EAST TURNAROUND

- During head coach **Mike Brey's** tenure, Irish teams have only had two losing seasons in BIG EAST play — 6-10 in 2005-06 and 8-10 in 2008-09. Since the 2005-06 campaign when the Irish finished 6-10 after beginning the BIG EAST regular-season with a 1-8 record, Notre Dame has gone 62-33 (.653) over the last 95 regular-season contests. In addition to Notre Dame, only four other BIG EAST teams have had records of .500 or better eight or more times — Pittsburgh and Syracuse (nine times) and Notre Dame, Connecticut and Villanova (eight times).

106 YEARS AND STRONG

- The 2010-11 campaign marks the 106th season of basketball at Notre Dame and the 16th season as a member of the BIG EAST Conference. Notre Dame teams have posted a 1700-926 record for a .647 winning percentage. In 15 seasons as a member of the BIG EAST, the Irish own a 147-125 (.540) record all-time in conference regular-season play.

THE CAPTAINS

- Seniors **Tim Abromaitis**, **Ben Hansbrough**, **Tyrone Nash** and **Carleton Scott** will serve as captains during the 2010-11 season. All four are captains for the first time in their careers.

BASKETBALL BLOODLINES

- This year's Notre Dame roster features several players with some strong basketball bloodlines:
 - **Tim Abromaitis** - His father, Jim, played basketball at the University of Connecticut (1975-80) and was drafted by the New Jersey Nets. His brother, Jason, played basketball at Yale (2003-07).
 - **Mike Broghammer** - His uncle, Christian Laettner, played professional basketball for 13 seasons and was a member of the 1992 gold medal Dream Team. He played for Duke University (1988-92) and led the Blue Devils to national championships in 1991 and 1992.
 - **Joey Brooks** - His father, Lott J. Brooks, III, played college basketball at Eckerd College (1974-78).



Notre Dame's Record in 2010-11 when ...

Played at the Purcell Pavilion.....	17-0
Played on the road.....	5-4
Played at a neutral site.....	4-2
BIG EAST Conference record (all games)	15-5
Non-conference record	11-1
Leading at halftime.....	20-2
Trailing at halftime.....	6-3
Tied at halftime.....	0-1
Playing an overtime game.....	2-1
Shoots .500 or better	12-0
Shoots .500 or less.....	14-6
Opponents shoots .500 or less.....	24-5
Shoots better than opponent	22-1
Shoots worse than opponent.....	4-5
Shoots same as opponent	0-0
Makes more free throws than opponent.....	22-0
Makes less free throws than opponent	3-6
Same number of free throws	1-0
Outrebounded opponents	22-1
Outrebounded by opponent	3-5
Same number of rebounds.....	1-0
Has more turnovers than opponent.....	12-6
Has fewer turnovers than opponent	12-0
Has same number of turnovers	2-0
Bench outscored opponent's bench.....	6-1
Outscored by opponent's bench	19-5
Bench points are the same.....	1-0
Plays a ranked opponent.....	8-3
Makes 10 or more three-pointers	7-0
No Notre Dame player fouls out.....	22-3
One Notre Dame player fouls out.....	4-2
Two or more Notre Dame players foul out.....	0-1
Wears White Uniforms	13-0
Wears Blue Uniforms	6-4
Wears Gold Uniforms.....	7-2
Wears Black Uniforms.....	0-0
Plays in an In-Season Tournament.....	3-0
Plays on Television	20-6
Plays in November	8-0
Plays in December	4-1
Plays in January	5-3
Plays in February	7-1
Plays in March.....	2-1
Plays in Day Games.....	5-3
Plays in Night Games	21-3
Plays on Sundays.....	4-1
Plays on Mondays.....	3-1
Plays on Tuesdays	2-0
Plays on Wednesdays	6-1
Plays on Thursdays.....	3-0
Plays on Fridays.....	2-1
Plays on Saturdays.....	6-2
Final Margin is 5 points or less	6-0
Final Margin is 6-10 points	6-1
Final Margin is 11-20 points	4-5
Final Margin is 20-plus points.....	10-0
Has a player score 20-plus points	20-2
Has a player score 30-plus points	2-0
Scores 59 points or less	3-5
Scores 60-69 points.....	3-0
Scores 70-79 points	6-1
Scores 80-89 points.....	8-0
Scores 90-plus points.....	6-0

• **Jerian Grant** - His father, Harvey, played basketball at the University of Oklahoma (1986-88), and was the 12th pick overall in the 1988 NBA Draft and played from 1988-99 in the NBA. His uncle, Horace Grant, played at Clemson, and was the 10th overall pick in the NBA Draft by the Chicago Bulls. He is the owner of four NBA championship rings. His older brother, Jerai, is a senior on the Clemson basketball team, while a younger brother, Jerami is a junior on the DeMatha basketball team.

• **Ben Hansbrough** - His brother, Tyler, played basketball at the University of North Carolina (2005-09). A three-time All-American, he was the 2008 National Player of the Year and led the Tar Heels to the 2009 national championship. Currently, he is in his second season with the Indiana Pacers, and was the 13th pick overall in the 2009 NBA Draft.

• **Tom Knight** - His father, Karl, played basketball at Bowdoin (1976-80).

DEMATHA CONNECTION

• **Jerian Grant** is the first Irish basketball player from DeMatha High School to attend Notre Dame during the Mike Brey era. Brey played and coached at DeMatha and also is the alma mater of assistant coach Rod Balanis. Former Irish players who also played at DeMatha include Bob Whitmore (1967-69), Sid Catlett (1969-71) and Adrian Dantley (1974-76).

IRISH INK ONE FOR 2011

• **Pat Connaughton**, a 6-5, 195-pound swingman from Arlington, Mass., was the lone early-November 2011 signee for head coach Mike Brey. He is ranked 73rd nationally by Scout.com and 100th by ESPNU.

• A four-year starter at St. John's Prep in Danvers, Mass., Connaughton averaged 24.0 points and 17.9 rebounds in 2009-10 as he led St. John's to one of the best seasons in program history as the squad finished with a 21-3 mark. In addition, his squad won the Catholic Conference championship. His team was ranked seventh in the final Massachusetts state poll after making the school's first appearance since 1974 in the Division 1 state finals.

BREY SERVING AS CHAIRMAN OF THE NCAA MEN'S BASKETBALL RULES COMMITTEE

• **Mike Brey** was elected chair of the 2010-11 NCAA Men's Basketball Rules Committee in May 2010 and is serving his fourth year on the rules committee.



GAME-BY-GAME STARTING LINEUPS

Date	Opponent (Result)	Starting Lineup	No. of Times	Record With Lineup
11/12	Georgia Southern (W, 98-61)	Abromaitis-Hansbrough-Martin-Nash-Scott ^	1	1-0
11/14	Liberty (W, 72-51)	Abromaitis-Hansbrough-Martin-Nash-Scott	2	2-0
11/17	Chicago State (W, 102-62)	Abromaitis-Atkins-Hansbrough-Nash-Scott ^	1	1-0
11/22	Maine (W, 97-72)	Abromaitis-Hansbrough-Martin-Nash-Scott	3	3-0
11/25	Georgia (W, 89-83 2ot)	Abromaitis-Hansbrough-Martin-Nash-Scott	4	4-0
11/26	California (W, 57-44)	Abromaitis-Hansbrough-Martin-Nash-Scott	5	5-0
11/28	Wisconsin (W, 58-51)	Abromaitis-Hansbrough-Martin-Nash-Scott	6	6-0
11/30	Indiana State (W, 81-72)	Abromaitis-Hansbrough-Martin-Nash-Scott	7	7-0
12/8	Kentucky (L, 58-72)	Abromaitis-Hansbrough-Martin-Nash-Scott	8	7-1
12/11	Gonzaga (W, 83-79)	Abromaitis-Hansbrough-Martin-Nash-Scott	9	8-1
12/19	Stony Brook (W, 88-62)	Abromaitis-Hansbrough-Martin-Nash-Scott	10	9-1
12/22	UMBC (W, 93-53)	Abromaitis-Hansbrough-Martin-Nash-Scott	11	10-1
12/29	Georgetown (W, 69-55)	Abromaitis-Hansbrough-Martin-Nash-Scott	12	11-1
1/1	Syracuse (L, 58-70)	Abromaitis-Hansbrough-Martin-Nash-Scott	13	11-2
1/4	Connecticut (W, 73-70)	Abromaitis-Atkins-Hansbrough-Martin-Nash ^	1	1-0
1/8	St. John's (W, 76-61)	Abromaitis-Atkins-Hansbrough-Martin-Nash	2	2-0
1/10	Marquette (L, 57-79)	Abromaitis-Atkins-Hansbrough-Martin-Nash	3	2-1
1/16	St. John's (L, 54-72)	Abromaitis-Atkins-Hansbrough-Martin-Nash	4	2-2
1/19	Cincinnati (W, 66-58)	Abromaitis-Atkins-Hansbrough-Martin-Nash	5	3-2
1/22	Marquette (W, 80-75)	Abromaitis-Hansbrough-Martin-Nash-Scott	14	12-2
1/24	Pittsburgh (W, 56-51)	Abromaitis-Hansbrough-Martin-Nash-Scott	15	13-2
2/3	DePaul (W, 83-58)	Abromaitis-Hansbrough-Martin-Nash-Scott	16	14-2
2/6	Rutgers (W, 76-69)	Abromaitis-Hansbrough-Martin-Nash-Scott	17	15-2
2/9	Louisville (W, 89-79 ot)	Abromaitis-Hansbrough-Martin-Nash-Scott	18	16-2
2/12	USF (W, 78-55)	Abromaitis-Hansbrough-Martin-Nash-Scott	19	17-2
2/19	West Virginia (L, 58-72)	Abromaitis-Hansbrough-Martin-Nash-Scott	20	17-3
2/23	Providence (W, 94-93)	Abromaitis-Hansbrough-Martin-Nash-Scott	21	18-3
2/26	Seton Hall (W, 60-48)	Abromaitis-Hansbrough-Martin-Nash-Scott	22	19-3
2/28	Villanova (W, 93-72)	Abromaitis-Hansbrough-Martin-Nash-Scott	23	20-3
3/5	Connecticut (W, 70-67)	Abromaitis-Hansbrough-Martin-Nash-Scott	24	21-3
3/10	Cincinnati (W, 89-51)	Abromaitis-Hansbrough-Martin-Nash-Scott	25	22-3
3/11	Louisville (L, 77-83)	Abromaitis-Hansbrough-Martin-Nash-Scott	26	22-4

^ - Indicates first time that lineup was used



Head Coach Mike Brey

2007 & 2008 BIG EAST Coach of the Year
Third Longest Tenured Coach in BIG EAST
Record at Notre Dame: 237-119 (.666)
Overall Record: 336-171 (.663)

- 24-year veteran of the college ranks...
 - University of Notre Dame (head coach)
2000-10 (11th season)
 - University of Delaware (head coach)
1995-2000 (five seasons)
 - Duke University (assistant coach)
1987-95 (nine seasons)

	Overall	BIG EAST (regular season)
2000-01	20-10	11-5 (1st place-West Division)
2001-02	22-11	10-6 (2nd place-West Division)
2002-03	24-10	10-6 (3rd place-West Division)
2003-04	19-13	9-7 (7th place)
2004-05	17-12	9-7 (6th place)
2005-06	16-14	6-10 (t11th place)
2006-07	24-8	11-5 (4th place)
2007-08	25-8	14-4 (t2nd place)
2008-09	21-15	8-10 (t9th place)
2009-10	23-12	10-8 (t7th place)
2010-11	26-6	14-4 (2nd place)
	237-119 (.666)	112-72 (.609)

- Has guided nine of his 16 teams to NCAA tournament play; has led a team to postseason play 14 times (five NIT appearances)
- Has mentored three BIG EAST Player of the Year honorees — Troy Murphy (2001), Luke Harangody (2008) and Ben Hansbrough (2011) — and 10 first-team all-BIG EAST honorees
- Spent eight years as an assistant coach under Mike Krzyzewski at Duke and during that time the Blue Devils advanced to the Final Four six times and won national championships in both 1991 and '92
- Played at DeMatha High School under legendary coach Morgan Wootten and graduated from there in 1977. Also served as an assistant coach for Wootten from 1982-87
- Received DeMatha High School's Distinguished Alumnus Award in October 2003
- Awarded an honorary monogram by the Notre Dame Monogram Club in December of 2006 and inducted in University of Delaware Athletic Hall of Fame in November of 2007
- Recipient of 2003 Coaches vs. Cancer Champion Award in recognition of his fund-raising efforts for the Coaches vs. Cancer Program and a member of the CVC National Council
- Along with wife Tish received the Distinguished Service Award and the 2007 March of Dimes Franklin D. Roosevelt Award. The couple has raised nearly \$2 million for the South Bend/Michiana area



Mike Brey vs. Ranked Opponents:

Overall: 38-65

at Notre Dame: 38-59

(2010-11: 8-3; 2009-10: 4-4; 2008-09: 3-9; 2007-08: 2-6;
2006-07: 4-2; 2005-06: 1-7; 2004-05: 2-5; 2003-04: 2-8;
2002-03: 5-6; 2001-02: 3-6; 2000-01: 4-3)
at Delaware: 0-6

Mike Brey in Overtime Games at Notre Dame:

Overall: 7-8

at Georgetown (2/9/02)W, 116-111 (4 OT)
at Boston College (1/25/03) W, 101-96
vs. Georgetown (2/1/03) W, 93-92 (2OT)
at Pittsburgh (1/4/06) L, 97-100 (2OT)
vs. Georgetown (1/24/06) L, 82-85 (2OT)
at Louisville (2/4/06) L, 86-89
at Connecticut (2/21/06) L, 74-75
at Michigan (3/20/06) L, 84-87 (2OT)
vs. Providence (1/31/08)W, 81-74
at Louisville (1/12/09) L, 73-87
at Louisville (2/17/10) L, 89-91 (2OT)
at Marquette (3/6/10) W, 63-60
vs. Georgia (11/25/10)..... W, 89-83 (2OT)
vs. Louisville (2/9/11)..... W, 89-79
vs. Louisville (3/11/11)..... L, 77-83 (OT)

Irish Record Under Brey In Games Decided By ...

1 point	12-11
2 points	6-11
3 points	16-16
4 points	4-6
5 points	7-7
6 points	11-6
7 points	17-7
8 points	6-10
9 points	7-4
10 points	13-6
11-15 points	47-23
16-20 points	27-9
21-30 points	28-3
31-40 points	26-0
41-50 points	10-0
50+points	0-0
Total	237-119



BIG EAST Coaching Percentage

Regular Season and BIG EAST Tournament

	W-L	Pct.	Yrs.	Tour.	Pct.
1. Jamie Dixon, Pittsburgh	109-45	.708	8	11-7	.611
2. John Thompson, Georgetown	231-123	.653	20	33-13	.717
3. Jim Boeheim, Syracuse	384-211	.645	32	46-27	.630
4. Jim Calhoun, Connecticut	303-172	.638	25	33-18	.647
5. Lou Carnesecca, St. John's	139-80	.635	13	12-11	.522
6. Bob Huggins, West Virginia	52-30	.634	4	7-3	.700
7. Rick Pitino, Providence/Louisville	95-55	.633	8	7-7	.500
8. John Thompson III, Georgetown	84-53	.613	7	11-6	.647
Mike Jarvis, St. John's	57-36	.613	5	7-4	.636
10. Tom Crean, Marquette	34-22	.607	3	3-3	.500
11. Ben Howland, Pittsburgh	43-29	.597	4	8-3	.727
12. Buzz Williams, Marquette	36-25	.590	3	4-3	.571
13. Mike Brey, Notre Dame	119-83	.589	11	7-11	.388
14. Jay Wright, Villanova	107-79	.575	10	8-10	.444
15. Rollie Massimino, Villanova	123-92	.572	12	13-12	.520

BIG EAST Coaching Wins

Regular Season and BIG EAST Tournament

	W-L	Pct.	Yrs.	Tour.	Pct.
1. Jim Boeheim, Syracuse	384-211	.645	32	46-27	.630
2. Jim Calhoun, Connecticut	303-172	.638	25	33-18	.647
3. John Thompson, Georgetown	231-123	.653	20	33-13	.717
4. Lou Carnesecca, St. John's	139-80	.635	13	12-11	.522
5. Rollie Massimino, Villanova	123-92	.572	12	13-12	.520
6. Mike Brey, Notre Dame	119-83	.589	11	7-11	.388
7. Jamie Dixon, Pittsburgh	109-45	.708	8	11-7	.611
8. Jay Wright, Villanova	107-79	.575	10	8-10	.444
9. Steve Lappas, Villanova	97-79	.551	9	10-8	.556
10. P.J. Carlesimo, Seton Hall	90-130	.409	9	13-10	.565

Bold indicates active BIG EAST head coach



**Notre Dame Last Time Win/Loss Versus Ranked
Opponent in Associated Press Poll**

	Date	Opponent (Location)	Score				
Win vs. #1	2-1-87	North Carolina (H)	60-58	Win vs. #20	1-15-98	West Virginia (A)	74-72
Loss vs. #1	11-26-08	(8) North Carolina (LC)!	87-102	Loss vs. #20	1-12-09	(12) Louisville (A)	73-87
Win vs. #2	1-24-11	(15) Pittsburgh (A)	56-51	Win vs. #21	1-9-07	(22) West Virginia (H)	61-58
Loss vs. #2	2-28-09	Connecticut (A)	65-72	Loss vs. #21	3-22-08	(15) Washington St. (PC)\$	41-61
Win vs. #3	3-3-90	Missouri (H)	98-67	Win vs. #22	12-7-05	Alabama (A)	78-71
Loss vs. #3	1-27-10	Villanova (A)	90-72	Loss vs. #22	3-16-07	Winthrop (SA)\$	64-74
Win vs. #4	12-7-06	Alabama (H)	99-85	Win vs. #23	12-3-06	Maryland (VC)@	81-74
Loss vs. #4	2-7-04	Pittsburgh (H)	58-66	Loss vs. #23	3-8-06	Georgetown (MSG)*	63-67
Win vs. #5	2-12-09	Louisville (H)	90-57	Win vs. #24	NA		
Loss vs. #5	1-1-11	(15) Syracuse (A)	58-70	Loss vs. #24	3-5-05	Pittsburgh (H)	77-85
Win vs. #6	11-25-08	(8) Texas (LC)!	81-80	Win vs. #25	3-10-11	(4) Cincinnati (MSG)*	89-51
Loss vs. #6	1-6-03	(5) Pittsburgh (A)	55-72	Loss vs. #25	3-13-08	Marquette (MSG)*	79-89
Win vs. #7	2-2-82	San Francisco (H)	75-66	<i>Event/Location Notes</i>			
Loss vs. #7	3-12-10	West Virginia (MSG)*	51-53	\$ - NCAA Tournament			
Win vs. #8	1-4-11	(14) Connecticut (H)	73-70	* - BIG EAST Tournament			
Loss vs. #8	1-17-09	(12) Syracuse (A)	74-93	! - Maui Invitational			
Win vs. #9	12-29-10	(15) Georgetown (H)	69-55	^ - SEC/BIG EAST Invitational			
Loss vs. #9	3-9-07	(20) Georgetown (MSG)*	82-84	@ - BB&T Classic			
Win vs. #10	2-21-01	(18) Boston College (H)	76-75	(H) - Home			
Loss vs. #10	1-2-10	Connecticut (A)	70-82	(A) - Away			
Win vs. #11	2-27-10	Georgetown (A)	78-64	(LC) - Lahaina Civic Center (Maui)			
Loss vs. #11	3-2-09	Villanova (H)	60-77	(MCI) - MCI Center (Washington, D.C.)			
Win vs. #12	2-24-10	Pittsburgh (H)	68-53	(MSG) - Madison Square Garden (New York, N.Y.)			
Loss vs. #12	3-4-03	Syracuse (A)	88-92	(KC) - Kansas City, Mo.			
Win vs. #13	12-2-02	Marquette (H)	92-71	(D) - Dayton, Ohio			
Loss vs. #13	2-28-08	(17) Louisville (A)	85-90	(BFC) - Big Four Classic (Indianapolis, Ind.)			
Win vs. #14	12-5-87	Louisville (BFC)	69-54	(FH) - Freedom Hall (Louisville, Ky.)			
Loss vs. #14	3-11-11	(4) Louisville (MSG)* (ot)	77-83	(PC) - Pepsi Center (Denver, Colo.)			
Win vs. #15	1-21-98	Syracuse (H)	83-63	(SA) - Spokane Arena (Spokane, Wash.)			
Loss vs. #15	2-7-09	UCLA (A)	63-89	(VC) - Verizon Center (Washington, D.C.)			
Win vs. #16	3-5-11	(8) Connecticut (A)	70-67	<i>Note - Number before opponent indicates Notre Dame's AP ranking at the time of the game</i>			
Loss vs. #16	1-18-03	(10) Kentucky (A)	73-88	Bold italics indicates result from this season			
Win vs. #17	3-7-70	(15) Ohio U. (D)\$	112-82				
Loss vs. #17	12-8-10	(23) Kentucky (FH)^	58-72				
Win vs. #18	1-26-08	Villanova (A)	90-80				
Loss vs. #18	2-12-05	Pittsburgh (A)	66-68				
Win vs. #19	2-28-11	(8) Villanova (H)	93-72				
Loss vs. #19	3-8-02	Connecticut (MSG)*	77-82				

Event/Location Notes

\$ - NCAA Tournament

* - BIG EAST Tournament

! - Maui Invitational

^ - SEC/BIG EAST Invitational

@ - BB&T Classic

(H) - Home

(A) - Away

(LC) - Lahaina Civic Center (Maui)

(MCI) - MCI Center (Washington, D.C.)

(MSG) - Madison Square Garden (New York, N.Y.)

(KC) - Kansas City, Mo.

(D) - Dayton, Ohio

(BFC) - Big Four Classic (Indianapolis, Ind.)

(FH) - Freedom Hall (Louisville, Ky.)

(PC) - Pepsi Center (Denver, Colo.)

(SA) - Spokane Arena (Spokane, Wash.)

(VC) - Verizon Center (Washington, D.C.)

Note - Number before opponent indicates Notre Dame's AP ranking at the time of the game

Bold italics indicates result from this season



NOTRE DAME RECORD BOOK WATCH LIST

CAREER

Three-Point Field Goals Made

1.	Colin Falls	2003-07	331
2.	Chris Thomas	2001-05	302
3.	Matt Carroll	1999-03	301
4.	Kyle McAlarney	2005-09	298
5.	David Graves	1998-02	259
6.	Ryan Hoover	1992-96	248
7.	Chris Quinn	2002-05	239
8.	Ryan Ayers	2005-09	170
9.	Martin Ingelsby	1997-01	167
10.	Tim Abromaitis	2007-11	154
11.	Ben Hansbrough	2009-11	149
12.	Russell Carter	2003-07	139
13.	Luke Zeller	2005-09	107
14.	Tory Jackson	2006-10	103
15.	Pat Garrity	1994-98	100
16.	Antoni Wyche	1995-99	93
17.	Elmer Bennett	1988-92	91
18.	Jordan Cornette	2001-05	74
19.	Joe Fredrick	1986-90	73
20.	Rob Kurz	2004-08	72

Three-Point Field Goals Attempted

1.	Chris Thomas	2001-05	833
2.	Colin Falls	2003-07	826
3.	Matt Carroll	2002-03	762
4.	Kyle McAlarney	2005-09	687
5.	Ryan Hoover	1992-96	680
6.	David Graves	1998-02	630
7.	Chris Quinn	2002-06	573
8.	Ryan Ayers	2005-09	401
9.	Martin Ingelsby	1997-01	394
10.	Tim Abromaitis	2007-11	367
11.	Ben Hansbrough	2009-11	348
12.	Russell Carter	2003-07	342
13.	Antoni Wyche	1995-99	333
14.	Tory Jackson	2006-10	320
15.	Luke Zeller	2005-09	297
16.	Pat Garrity	1994-98	279
17.	Elmer Bennett	1988-92	259
18.	Jordan Cornette	2001-05	245
19.	Troy Murphy	1998-01	191
20.	Pete Miller	1993-97	190

Three-Point Field Goal Percentage

Percentage (Min. 120 Attempted)

1.	Joe Fredrick	1986-90	.490
2.	Kyle McAlarney	2005-09	.434
3.	Ben Hansbrough	2009-11	.428
4.	Ryan Ayers	2005-09	.424
	Martin Ingelsby	1997-01	.424
	Tim Abromaitis	2007-11	.424
7.	Chris Quinn	2002-06	.417
8.	David Graves	1998-02	.411
9.	Rob Kurz	2004-08	.409
10.	David Rivers	1984-88	.406
	Russell Carter	2003-07	.406
12.	Colin Falls	2003-07	.401
13.	Keith Friel	1996-98	.397
14.	Matt Carroll	1999-03	.395
15.	Jamere Jackson	1987-90	.380
16.	Jonathan Peoples	2006-10	.377
17.	Kevin Ellery	1988-91	.372
18.	Carl Cozen	1991-94	.370
	Carleton Scott	2008-11	.370
20.	Ryan Hoover	1993-96	.365

Assists

1.	Chris Thomas	2001-05	833
2.	Tory Jackson	2006-10	694
3.	David Rivers	1984-88	586
4.	Tim Singleton	1987-91	549
5.	Martin Ingelsby	1997-01	526
6.	Elmer Bennett	1988-92	516
7.	Rich Branning	1976-80	466
8.	Chris Quinn	2002-06	428
9.	John Paxson	1979-83	411
10.	Jackie Meehan	1969-71	395
11.	Admore White	1993-97	390
12.	Jimmy Dillon	1996-00	387
13.	Kyle McAlarney	2005-09	376
14.	David Graves	1998-02	340
15.	Matt Carroll	1999-03	314
16.	Ben Hansbrough	2009-11	290
17.	Ryan Hoover	1992-96	264
18.	Ray Martin	1973-77	261
19.	Zach Hillesland	2005-09	234
20.	Dwight Clay	1972-75	229

Assist Average

1.	Chris Thomas	2001-05	6.5
2.	Doug Gottlieb	1995-96	5.7
3.	Jackie Meehan	1968-71	5.3
4.	Tory Jackson	2006-10	5.1
5.	David Rivers	1984-88	5.0
6.	Tim Singleton	1987-91	4.9
7.	Martin Ingelsby	1997-01	4.3
	Ben Hansbrough	2009-11	4.3
9.	Elmer Bennett	1988-92	4.2
10.	Rich Branning	1976-80	4.1
11.	John Paxson	1979-83	3.7
12.	Admore White	1993-97	3.6
13.	Chris Quinn	2002-06	3.5
14.	Kyle McAlarney	2005-09	3.4
15.	Eric Atkins	2010-11	3.3
	Joe Howard	1983-84	3.3
17.	Jimmy Dillon	1996-00	3.2
18.	Ray Martin	1973-77	2.9
19.	David Graves	1998-02	2.6
	Dwight Clay	1972-75	2.6

Blocked Shots

1.	Jordan Cornette	2001-05	201
2.	LaPhonso Ellis	1988-92	200
3.	Ryan Humphrey	2000-02	166
4.	Torin Francis	2002-06	157
5.	Troy Murphy	1998-01	126
6.	Rob Kurz	2004-08	122
7.	Matt Gotsch	1993-97	97
8.	Luke Harangody	2006-10	95
9.	Carleton Scott	2008-11	90
10.	Phil Hickey	1995-99	84
11.	Tracy Jackson	1977-81	75
12.	Keith Tower	1988-92	65
	Ken Barlow	1982-86	65
14.	Pat Garrity	1994-98	64
15.	Marcus Young	1993-97	61
16.	Orlando Woolridge	1977-81	54
17.	Monty Williams	1989-94	50
18.	Harold Swanagan	1998-02	49
	Torrian Jones	2000-03	49
20.	Ryan Ayers	2005-09	47
--	Tyrone Nash	2007-11	41



Blocked Shots Average

1.	Ryan Humphrey	2000-02	2.8
2.	LaPhonso Ellis	1988-92	2.1
3.	Jordan Cornette	2001-04	1.6
4.	Torin Francis	2002-05	1.4
5.	Troy Murphy	1998-01	1.3
6.	Rob Kurz	2004-08	1.1
	Carleton Scott	2008-11	1.1
8.	Matt Gotsch	1993-97	1.0
9.	Phil Hickey	1995-99	0.8
10.	Tracy Jackson	1977-81	0.7
	Luke Harangody	2006-10	0.7
12.	Pat Garrity	1994-98	0.6
	Marcus Young	1993-97	0.6
	Monty Williams	1989-94	0.6
	Keith Tower	1988-92	0.6
16.	Ivan Kartelo	1999-01	0.5
	Malik Russell	1991-93	0.5
	Ken Barlow	1982-86	0.5
	Orlando Woolridge	1977-81	0.5
	Dennis Latimore	2004-05	0.5

Steals Average

1.	Chris Thomas	2001-04	1.9
2.	David Rivers	1984-88	1.7
3.	Tory Jackson	2006-10	1.6
	David Graves	1998-02	1.6
5.	Chris Quinn	2002-05	1.3
	Doug Gottlieb	1995-96	1.3
	Ryan Hoover	1992-96	1.3
	Tim Singleton	1987-91	1.3
	Bill Hanzlik	1976-80	1.3
10.	Troy Murphy	1998-01	1.2
	Elmer Bennett	1988-92	1.2
	John Paxson	1979-83	1.2
	Ben Hansbrough	2009-11	1.2
14.	Russell Carter	2003-07	1.1
	Martin Ingelsby	1997-01	1.1
	Jimmy Dillon	1996-00	1.1
	Derek Manner	1994-98	1.1
	Admore White	1993-97	1.1
	Joe Howard	1983-84	1.1
20.	Jordan Cornette	2001-05	1.0
	Adin McCann	1996-97	1.0
	Lamarr Justice	1991-95	1.0
	Monty Williams	1989-94	1.0
	Scott Hicks	1983-87	1.0

Games Played

20.	David Rivers	1984-88	118
--	Tyrone Nash	2007-11	116

SEASON

Three-Point Field Goal Percentage

(Min. 75 Attempted)

1.	Joe Fredrick	.521	1988-89
8t.	Ben Hansbrough	.441	2010-11
17t.	Tim Abromaitis	.424	2010-11
20.	David Rivers	.419	1987-88
	Chris Quinn	.419	2005-06
--	Carleton Scott	.375	2010-11

Assists

20.	Martin Ingelsby	150
--	Ben Hansbrough	137
--	Eric Atkins	104

Blocked Shots

1.	Ryan Humphrey	2001-02	87
2.	LaPhonso Ellis	1991-92	86
3.	Ryan Humphrey	2000-01	79
4.	Jordan Cornette	2002-03	75
5.	Jordan Cornette	2003-04	63
6.	Torin Francis	2002-03	60

7.	Tracy Jackson	1980-81	59
8.	LaPhonso Ellis	1988-89	53
9.	Troy Murphy	2000-01	50
	Carleton Scott	2010-11	50
11.	Rob Kurz	2007-08	48
12.	Rob Kurz	2006-07	46
	Jordan Cornette	2004-05	46
14.	Matt Gotsch	1996-97	41
15.	Troy Murphy	1999-00	38
	Troy Murphy	1998-99	38
17.	Carleton Scott	2009-10	37
	LaPhonso Ellis	1989-90	37
19.	Torin Francis	2003-04	35

Blocked Shots Average

1.	Ryan Humphrey	2001-02	2.8
2.	Ryan Humphrey	2000-01	2.7
3.	LaPhonso Ellis	1991-92	2.6
4.	Jordan Cornette	2002-02	2.2
5.	Tracy Jackson	1980-81	2.1
6.	Jordan Cornette	2003-04	2.0
	LaPhonso Ellis	1989-90	2.0
8.	Torin Francis	2003-04	1.8
	Torin Francis	2002-03	1.8
	Carleton Scott	2010-11	1.8
11.	Troy Murphy	2000-01	1.7
	LaPhonso Ellis	1989-90	1.7
13.	Jordan Cornette	2004-05	1.6
	LaPhonso Ellis	1990-91	1.6
15.	Rob Kurz	2007-08	1.5
	Rob Kurz	2006-07	1.5
	Matt Gotsch	1996-97	1.5
18.	Rob Kurz	2006-07	1.4
	Troy Murphy	1998-99	1.4
20.	Orlando Woolridge	1979-80	1.2

Steal Average

20.	Tim Singleton	1.6
--	Ben Hansbrough	1.3

Free Throw Percentage

(Min. 75 Attempted)

19.	Chris Thomas	2003-04	.826
	Matt Carroll	2001-02	.826
	Adrian Dantley	1973-74	.826
	Austin Carr	1969-70	.826
	George Restovich	1965-66	.826
--	Ben Hansbrough	2010-11	.814
--	Tim Abromaitis	2010-11	.773

INDIVIDUAL RECORDS BY CLASS

Highest Free Throw Percentage

(Minimum 75 Attempted)

As a Senior

Name	Season	FTM-A	Pct.	
1.	Chris Thomas	2004-05	98-110	.891
2.	Chris Quinn	2005-06	95-109	.872
3.	Rob Kurz	2007-08	122-143	.853
4.	John McCarthy	1957-58	132-156	.846
5.	Matt Carroll	2002-03	135-160	.844
--	Ben Hansbrough	2010-11	109-134	.814
--	Tim Abromaitis	2010-11	87-108	.773

Highest Block Average%

As a Senior

Name	Season	BPG	
1.	Ryan Humphrey	2001-02	2.8
2.	LaPhonso Ellis	1991-92	2.6
3.	Tracy Jackson	1980-81	2.1
4.	Carleton Scott	2010-11	1.8
5.	Jordan Cornette	2004-05	1.6
6.	Matt Gotsch	1996-97	1.5
	Rob Kurz	2007-08	1.5

Bold indicates current player



Notre Dame Highs and Lows Under Mike Brey

Notre Dame – Team Game Highs (1st Half)

Points 62 vs. Loyola-Chicago (11/22/00)
..... 62 vs. Georgia Southern (11/12/10)*
Field Goals Made 24 vs. IPFW (11/10/06)*
..... 24 vs. Syracuse (1/30/07)
Field Goals Attempted 43 vs. New Hampshire (11/16/01)*
..... 43 vs. Syracuse (1/30/07)
Field Goal Percentage 75.0% (18-24) vs. West Virginia (1/9/10)*
3 PT Field Goals Made 14 vs. South Dakota (12/2/08)*
3 PT Field Goals Attempted 23 vs. South Dakota (12/2/08)*
3 PT Field Goals Percentage ..85.7% (6-7) vs. West Virginia (1/9/10)*
Free Throws Made 18 vs. Liberty (11/22/09)*
..... 18 vs. Maine (11/22/10)*
Free Throws Attempted 24 vs. Liberty (11/22/09)*
Free Throw Percentage 100.0% on 18 occasions
Total Rebounds 32 vs. Chicago State (11/17/10)*
Offensive Rebounds 15 vs. Savannah State (12/22/08)*
Defensive Rebounds 24 vs. Northern Illinois (12/8/07)*
Assists 19 vs. Canisius (12/19/00)*
Steals 12 vs. New Hampshire (11/16/01)*
Blocked Shots 13 vs. Belmont (11/17/02)*
Turnovers 14 vs. Monmouth (11/16/07)
..... 14 vs. St. John's (1/16/11)
Fouls 13 vs. St. John's (1/16/11)

Notre Dame – Team Game Highs (2nd Half)

Points 68 vs. Georgetown (4OT) (2/9/02)
Field Goals Made 24 vs. Pittsburgh (1/4/06)
Field Goals Attempted 63 vs. Georgetown (4OT) (2/9/02)
Field Goal Percentage 72.0% vs. Lafayette (11/14/06)
3 PT Field Goals Made 11 vs. St. John's (3/6/04)
..... 11 vs. North Carolina (11/26/08)
3 PT Field Goals Attempted 24 vs. Pittsburgh (1/4/06)
3 PT Field Goals Percentage . 75.0% (6-8) vs. Connecticut (2/21/05)
Free Throws Made 27 vs. Seton Hall (2/18/06)
Free Throws Attempted 32 vs. California (11/26/10)
Free Throw Percentage 100.0% on six occasions
Total Rebounds 34 vs. Seton Hall (1/8/01)
Offensive Rebounds 15 vs. Army (12/19/04)*
Defensive Rebounds 25 vs. Sacred Heart (11/18/00)*
Assists 16 vs. Army (12/19/04)*
..... 16 vs. Maine (11/22/10)*
Steals 14 vs. New Hampshire (11/16/01)*
Blocked Shots 6 vs. Belmont (11/17/02)*
..... 6 vs. IUPUI (12/9/09)*
Turnovers 13 vs. Niagara (12/21/05)*
..... 13 vs. Marquette (1/12/08)
Fouls 26 vs. Pittsburgh (1/4/06)

Notre Dame – Team Game Highs (Total)

Points 116 vs. Georgetown (4OT) (2/9/02)
Field Goals Made 42 vs. Canisius (12/19/00)*
Field Goals Attempted 94 vs. Georgetown (4OT) (2/9/02)
Field Goal Percentage 66.7% (34-51) vs. Pittsburgh (1/30/02)*
3 PT Field Goals Made 20 vs. Villanova (2/28/11)*#
3 PT Field Goals Attempted 44 vs. Canisius (12/22/00)
3 PT Field Goals Percentage 72.7% (16-22) vs. Loyola Chicago
(11/22/00)*#
Free Throws Made 33 vs. Seton Hall (2/18/06)
Free Throws Attempted 45 vs. Columbia (12/23/05)*
Free Throw Percentage 100% (5-5) vs. Illinois (3/22/03)
..... 100% (19-19) vs. Villanova (1/8/05)*#
Total Rebounds 64 vs. Georgetown (4OT) (2/9/02)
Offensive Rebounds 24 vs. Seton Hall (1/8/01)
Defensive Rebounds 41 vs. Northern Illinois (12/8/07)*
Assists 32 vs. Canisius (12/19/00)*#
Steals 26 vs. New Hampshire (11/16/01)*#
Blocked Shots 19 vs. Belmont (12/17/02)*#
Turnovers 24 vs. Marquette (1/12/08)
Fouls 32 vs. Pittsburgh (1/4/06)

Notre Dame – Team Game Lows (1st Half)

Points 17 vs. Connecticut (3/3/10)*
Field Goals Made 4 vs. St. John's (1/16/11)
Field Goals Attempted 14 vs. St. John's (1/16/11)
Field Goal Percentage 18.8% (6-32) vs. Connecticut (2/21/04)
3 PT Field Goals Made 0 vs. West Virginia (1/7/04)
..... 0 vs. California (11/26/10)
3 PT Field Goals Attempted 4 vs. St. Louis (11/28/09)
3 PT Field Goals Percentage 0.0% on three occasions
Free Throws Made 0 on ten occasions
Free Throws Attempted 0 on seven occasions
Free Throw Percentage 0.0% on ten occasions
Total Rebounds 9 vs. UCF (12/6/09)*
..... 9 vs. Pittsburgh (3/11/10)
Offensive Rebounds 0 vs. West Virginia (1/9/10)*
Defensive Rebounds 6 vs. Louisville (2/17/10)
Assists 1 vs. Villanova (1/27/07)*
Steals 0 on eight occasions
Blocked Shots 0 on 32 occasions
Turnovers 0 vs. DePaul (1/23/10)*
Fouls 0 vs. Samford (12/30/04)*

Notre Dame – Team Game Lows (2nd Half)

Points 18 vs. Pittsburgh (3/11/10)
Field Goals Made 5 vs. West Virginia (1/9/10)*
..... 5 vs. Pittsburgh (3/11/10)
Field Goals Attempted 13 vs. Pittsburgh (3/11/10)
Field Goal Percentage 21.4% (6-28) vs. Harvard (11/19/04)*
3 PT Field Goals Made 0 on four occasions
3 PT Field Goals Attempted 2 vs. Rutgers (2/6/11)*
3 PT Field Goals Percentage ... 0.0% (0-6) vs. Providence (1/31/08)*
..... 0.0% (0-2) vs. Rutgers (2/6/11)*
Free Throws Made 0 vs. Pittsburgh (1/12/04)
..... 0 vs. Indiana (11/24/08)
..... 0 vs. Old Dominion (3/18/10)
Free Throws Attempted 0 vs. Old Dominion (11/24/08)
..... 0 vs. Old Dominion (3/18/10)
Free Throw Percentage 0.0% on four occasions
Total Rebounds 7 vs. Rutgers (3/1/03)
Offensive Rebounds 2 on four occasions
Defensive Rebounds 4 vs. Rutgers (3/1/03)
Assists 0 vs. Harvard (11/19/04)
Steals 0 on 11 occasions
Blocked Shots 0 on 28 occasions
Turnovers 0 vs. West Virginia (3/10/04)
..... 0 vs. Cincinnati (3/10/11)
Fouls 3 on three occasions

Notre Dame – Team Game Lows (Total)

Points 41 vs. Washington State (3/22/08)
Field Goals Made 13 vs. Rutgers (3/1/03)
..... 13 vs. Washington State (3/22/08)
Field Goals Attempted 34 vs. Pittsburgh (3/11/10)
Field Goal Percentage 24.5% (13-53) vs. Washington State (3/22/08)
3 PT Field Goals Made 1 vs. Pittsburgh (2/3/01)
..... 1 vs. California (11/26/10)
3 PT Field Goals Attempted 8 vs. Pittsburgh (2/3/01)
3 PT Field Goals Percentage ... 5.0% (1-20) vs. California (11/26/10)
Free Throws Made 1 vs. Connecticut (2/28/09)
Free Throws Attempted 3 vs. Old Dominion (3/18/10)
Free Throw Percentage 20.0% (1-5) vs. Connecticut (2/28/09)
Total Rebounds 21 vs. Rutgers (3/1/03)
Offensive Rebounds 3 vs. DePaul (12/14/02)*
Defensive Rebounds 14 vs. DePaul (12/11/04)*
Assists 6 vs. Mississippi (3/18/01)
Steals 1 on four occasions
Blocked Shots 0 on seven occasions
Turnovers 2 vs. DePaul (1/23/10)*
Fouls 6 on three occasions

* Indicates game played at the Purcell Pavilion, Notre Dame, Ind.

Indicates school record



Opponent Highs and Lows Under Mike Brey

Opponent – Team Game Highs (1st Half)

Points	53, Arizona (3/27/03)
Field Goals Made	23, Arizona (3/27/03)
Field Goals Attempted	44, Georgetown (3/4/01)*
Field Goal Percentage	61.5% (16-26), UCF (12/6/09)*
3 PT Field Goals Made	9, Syracuse (1/11/06)*
	9, Lehigh (11/27/06)*
3 PT Field Goals Attempted	19, Syracuse (1/11/06)*
3 PT Field Goal Percentage	81.8% (9-11), Lehigh (11/26/06)*
Free Throws Made	14, Sacred Heart (11/18/00)*
Free Throws Attempted	19, Sacred Heart (11/18/00)*
Free Throw Percentage	100.0%, on 22 occasions
Total Rebounds	33, Connecticut (2/21/04)
Offensive Rebounds	16, Northern Illinois (11/24/03)*
Defensive Rebounds	21, on six occasions
Assists	15, Seton Hall (2/11/10)
Steals	9, Miami (Fla.) (2/23/02)
	9, Marquette (1/12/08)
Blocked Shots	10, Connecticut (2/21/04)
Turnovers	16, Loyola (Chicago) (11/22/00)*
Fouls	16, on four occasions

Opponent – Team Game Highs (2nd Half)

Points	68, Georgetown (4 OT) (2/9/02)
Field Goals Made	21, Syracuse (2/24/08)*
Field Goals Attempted	49, Syracuse (2/24/08)*
Field Goal Percentage	68.2% (15-22), American (12/21/03)*
3 PT Field Goals Made	9, on three occasions
3 PT Field Goals Attempted	22, Tennessee Tech (12/17/00)*
3 PT Field Goal Percentage	100.0% (3-3), Seton Hall (2/5/03)
Free Throws Made	24, Pittsburgh (2 OT) (1/4/06)
Free Throws Attempted	39, Pittsburgh (2 OT) (1/4/06)
Free Throw Percentage	100.0% on eight occasions
Total Rebounds	38, Georgetown (4 OT) (2/9/02)
Offensive Rebounds	16, Syracuse (2/24/08)*
Defensive Rebounds	27, Georgetown (4 OT) (2/9/02)
Assists	19, Pittsburgh (2 OT) (1/4/06)
Steals	9, on two occasions
Blocked Shots	11, Georgetown (4 OT) (2/9/02)
Turnovers	15, New Hampshire (11/16/01)*
Fouls	20, Seton Hall (2/18/06)
	20, Rutgers (2/6/11)

Opponent – Team Game Highs (Total)

Points	111, Georgetown (4 OT) (2/9/02)
Field Goals Made	41, Syracuse (3/4/03)*
Field Goals Attempted	82, Syracuse (2/24/08)*
Field Goal Percentage	63.0% (29-46), American (12/21/03)*
3 PT Field Goals Made	14, Texas (12/7/02)
	14, Lehigh (11/27/06)*
3 PT Field Goals Attempted	37, West Virginia (1/9/10)*
3 PT Field Goal Percentage	73.7% (14-19), Lehigh (11/27/06)*
Free Throws Made	35, Louisville (2OT) (2/17/10)
Free Throws Attempted	46, Pittsburgh (2 OT) (1/4/06)
Free Throw Percentage (min. 8 att.)	100%, on three occasions
Total Rebounds	59, Connecticut (2/21/04)
Offensive Rebounds	27, Loyola (Chicago) (11/22/00)*
Defensive Rebounds	42, Connecticut (1/24/09)*
Assists	30, Pittsburgh (2 OT) (1/4/06)
Steals	13, Niagara (12/21/05)*
Blocked Shots	19, Connecticut (OT) (2/21/06)
Turnovers	30, New Hampshire (11/16/01)*
Fouls	31, Columbia (12/23/05)*

Opponent – Team Game Lows (1st Half)

Points	5, California (11/26/10)
Field Goals Made	2, California (11/26/10)
Field Goals Attempted	18, Georgetown (2/27/10)
Field Goal Percentage	8.0% (2-25), California (11/26/10)
3 PT Field Goals Made	0, on 12 occasions
3 PT Field Goals Attempted	2, Georgetown (2/9/02)
3 PT Field Goal Percentage	0.0%, on 12 occasions
Free Throws Made	0, on 29 occasions
Free Throws Attempted	0, on 15 occasions
Free Throw Percentage	0.0%, on 29 occasions
Total Rebounds	7, Georgetown (2/27/10)
	7, Maine (11/22/10)*
Offensive Rebounds	0, Lafayette (11/14/06)
Defensive Rebounds	5, on three occasions
Assists	1, California (11/26/10)
Steals	0, on 12 occasions
Blocked Shots	0, on 35 occasions
Turnovers	1, on six occasions
Fouls	1, Pittsburgh (2/12/05)
	1, DePaul (12/31/08)
	1, West Virginia (3/12/10)

Opponent – Team Game Lows (2nd Half)

Points	8, Monmouth (11/16/07)
Field Goals Made	3, Monmouth (11/16/07)
Field Goals Attempted	19, Old Dominion (3/18/10)
Field Goal Percentage	13.0% (3-23), Monmouth (11/16/07)
3 PT Field Goals Made	0, on 11 occasions
3 PT Field Goals Attempted	3, on seven occasions
3 PT Field Goal Percentage	0.0% on 11 occasions
Free Throws Made	0, on three occasions
Free Throws Attempted	1, on three occasions
Free Throw Percentage	0.0%, on three occasions
Total Rebounds	6, Marquette (3/6/10)
Offensive Rebounds	0, Kentucky (3/25/09)*
	0, Marquette (3/6/10)
Defensive Rebounds	3, Virginia Tech (2/22/03)*
	3, Marquette (1/22/11)*
Assists	1, UAB (3/17/09)*
	1, Pittsburgh (3/11/10)
Steals	0, on eight occasions
Blocked Shots	0, on 23 occasions
Turnovers	0, West Virginia (3/10/04)
	0, Pittsburgh (1/31/09)
Fouls	4, on four occasions

Opponent – Team Game Lows (Total)

Points	33, Monmouth (11/16/07)
Field Goals Made	12, Bucknell (11/22/02)*
Field Goals Attempted	35, Rutgers (3/1/03)
Field Goal Percentage	21.1% (12-57), Bucknell (11/22/02)*
3 PT Field Goals Made	1, on five occasions
3 PT Field Goals Attempted	7, Seton Hall (2/5/03)
3 PT Field Goal Percentage	5.9% (1-17), Cincinnati (11/24/00)
Free Throws Made	0, Charleston Southern (11/26/04)*
Free Throws Attempted	0, Charleston Southern (11/26/04)*
Free Throw Percentage	0.0% (0-0), Charleston Southern (11/26/04)*
Total Rebounds	19, Winston-Salem St. (11/29/06)*
Offensive Rebounds	3, Army (12/19/04)*
	3, West Virginia (2/1/06)
Defensive Rebounds	12, Georgetown (2/27/10)
	12, Marquette (1/22/11)*
Assists	5, Bucknell (11/22/02)*
Steals	1, on three occasions
Blocked Shots	0, on 11 occasions
Turnovers	3, Marquette (1/26/09)*
	3, Connecticut (3/5/11)
Fouls	7, Connecticut (1/24/09)*
	7, Connecticut (2/28/09)

* - Indicates games played at Purcell Pavilion, Notre Dame, Ind.



Notre Dame Highs and Lows in a BIG EAST Game

Notre Dame – BIG EAST Team Game Highs (1st Half)

Points	61 vs. Syracuse (1/30/07)
Field Goals Made	24 vs. Syracuse (1/30/07)
Field Goals Attempted	43 vs. Syracuse (1/30/07)
Field Goal Percentage	75.0% (18-24) vs. West Virginia (1/9/10)*
3 PT Field Goals Made	11, on three occasions
3 PT Field Goals Attempted	22 vs. Pittsburgh (1/31/09)
3 PT Field Goals Percentage	85.7% (6-7) vs. West Virginia (1/9/10)*
Free Throws Made	13 vs. Seton Hall (2/11/10)
Free Throws Attempted	19 vs. Villanova (1/27/10)
Free Throw Percentage	100.0% on 12 occasions
Total Rebounds	29 vs. Connecticut (1/5/08)
Offensive Rebounds	14 vs. Providence (2/19/05)
Defensive Rebounds	23 vs. Louisville (2/12/09)*
Assists	17 vs. West Virginia (1/9/10)*
Steals	7 on four occasions
Blocked Shots	7 vs. Connecticut (2/9/04)*
	7 vs. West Virginia (1/19/05)
Turnovers	14 vs. St. John's (1/16/11)
Fouls	13 vs. St. John's (1/16/11)

Notre Dame – BIG EAST Team Game Highs (2nd Half)

Points	68 vs. Georgetown (4OT) (2/9/02)
Field Goals Made	24 vs. Pittsburgh (1/4/06)
Field Goals Attempted	63 vs. Georgetown (4OT) (2/9/02)
Field Goal Percentage	71.4% vs. Georgetown (2/27/10)
3 PT Field Goals Made	11 vs. St. John's (3/6/04)
3 PT Field Goals Attempted	24 vs. Pittsburgh (1/4/06)
3 PT Field Goals Percentage	71.4% (6-8) vs. Connecticut (2/21/05)
Free Throws Made	27 vs. Seton Hall (2/18/06)
Free Throws Attempted	30 vs. Seton Hall (2/18/06)
Free Throw Percentage	100.0% on three occasions
Total Rebounds	34 vs. Seton Hall (1/8/01)
Offensive Rebounds	18 vs. Seton Hall (1/8/01)
Defensive Rebounds	27 vs. Georgetown (3/4/04)*
Assists	14 vs. Cincinnati (1/15/08)*
Steals	6 vs. Villanova (1/17/07)
Blocked Shots	5 vs. Georgetown (2/27/10)
Turnovers	13 vs. Marquette (1/12/08)
Fouls	26 vs. Pittsburgh (1/4/06)

Notre Dame – BIG EAST Team Game Highs (Total)

Points	116 vs. Georgetown (4OT) (2/9/02)
Field Goals Made	41 vs. Georgetown (4OT) (2/9/02)
Field Goals Attempted	94 vs. Georgetown (4OT) (2/9/02)
Field Goal Percentage	66.7% (34-51) vs. Pittsburgh (1/30/02)*
3 PT Field Goals Made	20 vs. Villanova (2/28/11)*#
3 PT Field Goals Attempted	36 vs. Pittsburgh (1/4/06)
3 PT Field Goals Percentage	62.5% (20-32) vs. Villanova (2/28/11)*
Free Throws Made	34 vs. Cincinnati (1/15/08)*
Free Throws Attempted	42 vs. Cincinnati (1/15/08)*
Free Throw Percentage	100.0% (19-19) vs. Villanova (1/14/03)*#
Total Rebounds	64 vs. Georgetown (4OT) (2/9/02)
Offensive Rebounds	24 vs. Seton Hall (1/8/01)
Defensive Rebounds	35 vs. Louisville (2/12/09)*
Assists	25 vs. Cincinnati (2/4/10)*
Steals	10 on six occasions
Blocked Shots	9 vs. Connecticut (2/9/04)*
Turnovers	26 vs. Pittsburgh (2/8/00)
Fouls	32 vs. Pittsburgh (1/4/06)

*Indicates game played at the Purcell Pavilion, Notre Dame, Ind.

#Indicates school record

Notre Dame – BIG EAST Team Game Lows (1st Half)

Points	17 vs. Connecticut (3/3/10)*
Field Goals Made	4 vs. St. John's (1/16/11)
Field Goals Attempted	14 vs. St. John's (1/16/11)
Field Goal Percentage	18.8% (6-32) vs. Connecticut (2/21/04)
3 PT Field Goals Made	0 vs. West Virginia (1/7/04)
	0 vs. Connecticut (1/12/99)
3 PT Field Goals Attempted	5 on three occasions
3 PT Field Goals Percentage	8.3% (1-12) vs. Providence (1/21/03)
Free Throws Made	0 on nine occasions
Free Throws Attempted	0 on seven occasions
Free Throw Percentage	0.0% on nine occasions
Total Rebounds	9 vs. Pittsburgh (3/11/10)
Offensive Rebounds	0 on four occasions
Defensive Rebounds	6 vs. Louisville (2/17/10)
Assists	1 vs. Villanova (1/27/07)*
Steals	0 on seven occasions
Blocked Shots	0 on 20 occasions
Turnovers	0 vs. DePaul (1/23/10)*
Fouls	2 vs. West Virginia (2/18/09)
	2 vs. Georgetown (2/27/10)

Notre Dame – BIG EAST Team Game Lows (2nd Half)

Points	18 vs. Pittsburgh (3/11/10)
Field Goals Made	5 vs. West Virginia (1/9/10)*
	5 vs. Pittsburgh (3/11/10)
Field Goals Attempted	13 vs. Pittsburgh (3/11/10)*
Field Goal Percentage	26.3% (5-19) vs. West Virginia (1/9/10)*
3 PT Field Goals Made	0 vs. Connecticut (1/12/99)
	0 vs. Providence (1/31/08)*
	0 vs. Rutgers (2/6/11)*
3 PT Field Goals Attempted	2 vs. Rutgers (2/6/11)*
3 PT Field Goals Percentage	0.0% (0-6) vs. Providence (1/31/08)*
	0.0% (0-2) vs. Rutgers (2/6/11)*
Free Throws Made	0 vs. Pittsburgh (1/12/04)
Free Throws Attempted	2 on four occasions
Free Throw Percentage	0.0% (0-2) vs. Pittsburgh (1/12/04)
Total Rebounds	7 vs. Rutgers (3/1/03)
Offensive Rebounds	2 vs. Connecticut (3/3/10)*
	2 vs. St. John's (1/8/11)*
Defensive Rebounds	4 vs. Rutgers (3/1/03)
Assists	2 on three occasions
Steals	0 on 10 occasions
Blocked Shots	0 on 20 occasions
Turnovers	0 vs. West Virginia (3/10/04)
	0 vs. Cincinnati (3/10/11)
Fouls	3 vs. West Virginia (1/7/04)*
	3 vs. Pittsburgh (2/24/10)*

Notre Dame – BIG EAST Team Game Lows (Total)

Points	48 vs. Georgetown (1/7/06)
Field Goals Made	13 vs. Rutgers (3/1/03)
Field Goals Attempted	34 vs. Pittsburgh (3/11/10)
Field Goal Percentage	29.7% (19-64) vs. Connecticut (2/21/04)
3 PT Field Goals Made	0 vs. Connecticut (1/12/99)
3 PT Field Goals Attempted	6 vs. Seton Hall (2/6/99)
3 PT Field Goals Percentage	10.5% vs. Rutgers (2/14/02)
Free Throws Made	1 vs. Connecticut (2/28/09)
Free Throws Attempted	4 vs. Pittsburgh (3/8/01)
	4 vs. Connecticut (1/24/09)*
Free Throw Percentage	20.0% (1-5) vs. Connecticut (2/28/09)
Total Rebounds	21 vs. Rutgers (3/1/03)
Offensive Rebounds	4 on three occasions
Defensive Rebounds	16 vs. Pittsburgh (1/24/11)
Assists	7 vs. Rutgers (3/1/03)
	7 vs. Pittsburgh (3/8/01)
Steals	1 vs. Marquette (1/26/09)*
	1 vs. Cincinnati (2/4/09)
Blocked Shots	0 on three occasions
Turnovers	2 vs. DePaul (1/23/10)*
Fouls	6 vs. West Virginia (1/7/04)*

*Indicates game played at the Purcell Pavilion, Notre Dame, Ind.

#Indicates school record



Opponent Highs and Lows in a BIG EAST Game

Opponent – BIG EAST Team Game High (1st Half)

Points	54, Connecticut (1/12/99)
Field Goals Made	22, Syracuse (3/4/03)*
Field Goals Attempted	44, Georgetown (3/4/01)*
Field Goal Percentage	65.2% (15-23), Providence (2/21/96)*
3 PT Field Goals Made	9 on three occasions
3 PT Field Goals Attempted	19, West Virginia (2/2/00)*
	19, Syracuse (1/11/06)*
3 PT Field Goals Percentage	100.0% (5-5), Connecticut (2/8/97)*
Free Throws Made	21, Connecticut (1/12/99)
Free Throws Attempted	23, Connecticut (1/12/99)
Free Throw Percentage	100.0% on 11 occasions
Total Rebounds	33, Connecticut (2/21/04)
Offensive Rebounds	14, Georgetown (3/8/03)
Defensive Rebounds	21, on three occasions
Assists	15, Seton Hall (2/11/10)
Steals	9, Marquette (1/12/08)
Blocked Shots	10, Connecticut (2/21/04)
Turnovers	14, Pittsburgh (1/6/03)
Fouls	15, Villanova (1/27/10)

Opponent – BIG EAST Team Game High (2nd Half)

Points	68, Georgetown (4OT) (2/9/02)
Field Goals Made	23, Georgetown (4OT) (2/9/02)
Field Goals Attempted	60, Georgetown (4OT) (2/9/02)
Field Goal Percentage	66.7% (20-30), Pittsburgh (3/5/05)*
3 PT Field Goals Made	9, on three occasions
3 PT Field Goals Attempted	20, Miami (2/23/02)
3 PT Field Goals Percentage	83.3% (5-6), Boston College (3/1/97)
Free Throws Made	24, Pittsburgh (1/4/06)
Free Throws Attempted	39, Pittsburgh (1/4/06)
Free Throw Percentage	100.0% on four occasions
Total Rebounds	31, Syracuse (2/24/08)*
Offensive Rebounds	16, Syracuse (2/24/08)*
Defensive Rebounds	26, Connecticut (2/21/04)
Assists	19, Pittsburgh (1/4/06)
Steals	8, Marquette (1/12/08)
Blocked Shots	11, Georgetown (4 OT) (2/9/02)
Turnovers	10, Rutgers (1/31/04)
Fouls	20, Seton Hall (2/18/06)
	20, Rutgers (2/6/11)*

Opponent – BIG EAST Team Game High (Total)

Points	111, Georgetown (2/9/02)
Field Goals Made	41, Syracuse (3/4/03)*
Field Goals Attempted	87, Georgetown (1/7/97)
Field Goal Percentage	56.5% (34-60), Syracuse (1/17/04)*
3 PT Field Goals Made	14, Syracuse (1/16/00)
3 PT Field Goals Attempted	37, West Virginia (1/9/10)*
3 PT Field Goals Percentage	71.4% (5-7), Seton Hall (2/5/03)
Free Throws Made	35, Louisville (2OT) (2/10/10)
Free Throws Attempted	46, Pittsburgh (1/4/06)
Free Throw Percentage	100% (11-11), Connecticut (3/5/11)*
Total Rebounds	59, Connecticut (2/21/04)
Offensive Rebounds	32, Georgetown (1/7/97)
Defensive Rebounds	42, Connecticut (1/24/09)*
Assists	30, Pittsburgh (1/4/06)
Steals	24, Georgetown (2/10/99)*
Blocked Shots	19, Connecticut (OT) (2/21/06)
Turnovers	23, Villanova (1/6/02)*
Fouls	33, West Virginia (2/11/97)*

Opponent – BIG EAST Team Game Lows (1st Half)

Points	16, Georgetown (3/4/04)*
Field Goals Made	6, Georgetown (2/16/05)*
	6, USF (2/12/11)
Field Goals Attempted	18, Georgetown (2/27/10)
Field Goal Percentage	20.0% (6-30), USF (2/12/11)
3 PT Field Goals Made	0 on nine occasions
3 PT Field Goals Attempted	2, Georgetown (2/1/03)*
3 PT Field Goals Percentage	0.0% on nine occasions
Free Throws Made	0 on 10 occasions
Free Throws Attempted	0, on five occasions
Free Throw Percentage	0.0% on 10 occasions
Total Rebounds	7, Georgetown (2/27/10)
Offensive Rebounds	0, Virginia Tech (1/20/04)
Defensive Rebounds	5, Pittsburgh (2/24/10)*
Assists	2, USF (2/15/06)*
	2, Seton Hall (3/10/10)
Steals	0 on seven occasions
Blocked Shots	0 on 15 occasions
Turnovers	1 on five occasions*
Fouls	1, DePaul (12/31/08)
	1, West Virginia (3/12/10)

Opponent – BIG EAST Team Game Lows (2nd Half)

Points	16, Pittsburgh (3/11/10)*
Field Goals Made	5, West Virginia (1/9/02)
Field Goals Attempted	17, Boston College (1/9/96)
Field Goal Percentage	22.7%, West Virginia (1/9/02)
3 PT Field Goals Made	0, on three occasions
3 PT Field Goals Attempted	2, Connecticut (2/28/09)
3 PT Field Goals Percentage	0.0%, on three occasions
Free Throws Made	0, on four occasions
Free Throws Attempted	0, Pittsburgh (1/29/97)
	0, St. John's (1/23/07)
Free Throw Percentage	0.0% on four occasions
Total Rebounds	6, Marquette (3/6/10)
Offensive Rebounds	0, Marquette (3/6/10)
Defensive Rebounds	3, Virginia Tech (2/22/03)*
	3, Marquette (1/22/11)*
Assists	1, Pittsburgh (3/11/10)
Steals	0, on six occasions
Blocked Shots	0, on 12 occasions
Turnovers	0, West Virginia (3/10/04)
	0, Pittsburgh (1/31/09)
Fouls	2, Connecticut (2/21/05)

Opponent – BIG EAST Team Game Lows (Total)

Points	45, Pittsburgh (3/11/10)*
Field Goals Made	17 on four occasions
Field Goals Attempted	40, Syracuse (2/5/05)
Field Goal Percentage	28.1% (18-64), Georgetown (3/4/04)*
3 PT Field Goals Made	1, Georgetown (2/7/98)
	1, South Florida (2/15/06)*
3 PT Field Goals Attempted	7, Seton Hall (2/5/03)
3 PT Field Goals Percentage	9.5% (2-21), Seton Hall (2/6/99)
Free Throws Made	1, DePaul (2/2/08)*
	1, Rutgers (2/25/09)*
Free Throws Attempted	3, Connecticut (2/12/00)*
	3, DePaul (2/2/08)*
Free Throw Percentage	20.0% (1-5), Rutgers (2/25/09)*
Total Rebounds	20, Georgetown (2/27/10)
Offensive Rebounds	4, West Virginia (2/18/03)
Defensive Rebounds	12, Georgetown (2/27/10)
	12, Marquette (1/22/11)
Assists	6, Syracuse (2/5/05)
	6, Seton Hall (3/10/10)
Steals	1, Connecticut (3/11/04)
Blocked Shots	0 on four occasions
Turnovers	3, Marquette (1/26/09)*
	3, Connecticut (3/5/11)
Fouls	7, Connecticut (1/24/09)*
	7, Connecticut (2/28/09)

* Indicates game played at the Purcell Pavilion, Notre Dame, Ind.



The Last Time ...

Notre Dame recorded a ...

30-Point win..... was on 3/10/11 - ND 89, Cincinnati 51 (38 points)
 40-Point win..... was on 12/22/10 - ND 93, UMBC 53 (40 points)*
 50-Point win..... was on 12/28/06 - ND 101, Rider 51 (50 points)
 30-Point loss..... was on 1/7/99 - ND 62, Villanova 93 (31 points)*

Notre Dame shot ...

60% on FGs was on 12/22/09 - 60.7% (37-61) vs. Bucknell (ND 101 - Bucknell 69)*
 65% on FGs was on 1/30/02 - 66.7% (34-51) vs. Pittsburgh (ND 89 - Pittsburgh 76)*
 90% on FTs was on 12/19/10 - 91.7% (11-12) vs. Stony Brook (ND 88 - Stony Brook 62)*

Notre Dame ...

Won 10 games in a row..... was from 11/24/07 thru 1/5/08 (10 straight)
 Won 15 games in a row..... was from 12/31/53 thru 3/9/54 (18 straight)
 Won 20 games in a row..... never
 Lost 5 games in a row..... was from 1/12/09 thru 2/7/09 (7 straight)
 Scored 100 points..... was on 11/17/10 (ND 102 - Chicago State 62)*
 - Scored 100 points on the road was on 2/21/09 (ND 103 - Providence 84)
 - Scored 100 points at a neutral site..... was on 3/12/78 (ND 100 - Houston 77) (NCAA First Round, Tulsa, OK)
 - Scored 100 points and lost..... was on 3/20/71 (ND 106 - Houston 119) (NCAA Regional Semi-finals at Wichita, KS)
 Allowed 100 points was on 11/26/08 vs. North Carolina (ND 87 - North Carolina 102)
 Scored less than 50 points was on 3/22/08 vs. Washington State (ND 41 - Washington State 61)
 Allowed less than 50 points..... was on 2/26/11 vs. Seton Hall (ND 66 - Seton Hall 48)*
 Played an Overtime Game..... was on 3/11/11 (OT) vs. Louisville (ND 77 - Louisville 83)
 - Played in a Multi-Overtime Game..... was on 11/28/10 (2OT) vs Georgia (ND 89 - Georgia 83)
 Won on a "last second" shot was on 3/19/09 vs. New Mexico (ND 70 - Pittsburgh 68 - Tory Jackson layup at 00:02)*
 Had 5 double figure scorers..... was on 3/11/11 vs. Louisville (OT) (ND 77 - Louisville 83) Scott Martin 21, Tim Abromaitis 16, Ben Hansbrough 13, Ty Nash 13, Carleton Scott 10
 Had 6 double figure scorers was on 2/12/11 vs. USF (ND 78 - USF 55) Jack Cooley 18, Carleton Scott 13, Ben Hansbrough 12, Tim Abromaitis 12, Ty Nash 10, Scott Martin 10
 Had 7 double figure scorers never
 Had two double-figure rebounders was on 11/26/10 vs. California (ND 57 - California 44) Carleton Scott 10, Tim Abromaitis 11
 Had two players with double-doubles was on 2/28/11 vs. Villanova (ND 93 - Villanova 72) Ty Nash (11 pts, 11 rebs), Ben Hansbrough (30 pts, 10 assts)*
 Had three players with double-doubles was on 11/17/10 vs. Chicago State (ND 102 - Chicago State 62) Tim Abromaitis (21 pts, 10 rebs), Carleton Scott (17 pts, 11 rebs), Tyrone Nash (11 pts, 10 rebs)*
 Had two 30-point scorers was on 2/28/11 vs. Villanova (ND 93 - Villanova 72) Ben Hansbrough - 30, Tim Abromaitis - 30*
 Had two 20-point scorers was on 2/28/11 vs. Villanova (ND 93 - Villanova 72) Ben Hansbrough - 30, Tim Abromaitis - 30*
 Had three 20-point scorers was on 3/8/07 vs. Syracuse (ND 89 - Syracuse 83) Russell Carter 24, Luke Harangody 20, Colin Falls 23
 Made 10 three-point field goals was on 2/28/11 vs. Villanova - 20-32 (62.5%) (ND 93 - Villanova 72)*
 Made 20 three-point field goals was on 2/28/11 vs. Villanova - 20-32 (62.5%) (ND 93 - Villanova 72)*
 Committed 10 turnovers or less was on 3/10/11 - 5 turnovers vs. Cincinnati (ND 89 - Cincinnati 51)
 Committed 5 turnovers or less was on 3/10/11 - 5 turnovers vs. Cincinnati (ND 89 - Cincinnati 51)
 Committed 25 turnovers was on 2/8/00 - 26 turnovers vs. Villanova (ND 69 - Villanova 86)
 Forced 25 turnovers was on 11/16/01 - 30 turnovers vs. New Hampshire (ND 95 - New Hampshire 53)

An Irish player had ...

25+ points was on 2/28/11 - Ben Hansbrough (30), Tim Abromaitis (30) vs. Villanova (ND 93 - Villanova 72)*
 30+ points was on 2/28/11 - Ben Hansbrough (30), Tim Abromaitis (30) vs. Villanova (ND 93 - Villanova 72)*
 35+ points was on 2/4/10 - Luke Harangody (37) vs. Cincinnati (ND 83 - Cincinnati 65)*
 40+ points was on 2/28/08 - Luke Harangody (40) vs. Louisville (ND 85 - Louisville 90)
 50+ points never
 15 or more rebounds was on 2/7/10 - Luke Harangody (15) vs. USF (ND 65 - USF 62)*
 20 rebounds was on 3/22/08 - Luke Harangody (22) vs. Washington State (ND 41 - Washington State 61)
 a "double-double" was on 2/28/11 - Ben Hansbrough (30 pts., 10 assts.), Ty Nash (11 pts., 11 rebs.) vs. Villanova (ND 93 - Villanova 72)*
 a "triple-double" was on 11/16/01 - Chris Thomas (24 pts, 11 ast, 11 steals) vs. New Hampshire (ND 99 - New Hampshire 53)*
 20 points and 10 rebounds was on 12/22/10 - Tim Abromaitis (21 pts., 11 rebs.) vs. UMBC (ND 93 - UMBC 62)*
 20 points and 20 rebounds was on 1/8/01 - Troy Murphy (25 pts, 20 rebs) vs. Seton Hall (ND 76 - Seton Hall 78)
 10 assists was on 2/28/11 - Ben Hansbrough (10) vs. Villanova (ND 93 - Villanova 72)*
 10 blocks was on 11/17/02 - Jordan Cornette (11) vs. Belmont (ND 76 - Belmont 48)*#
 10 steals was on 11/16/01 - Chris Thomas (11) vs. New Hampshire (ND 99, New Hampshire 53)*#

An opposing player had ...

25+ points was on 3/5/11 - Kemba Walker (34), Connecticut (ND 70 - Providence 67)
 30+ points was on 3/5/11 - Kemba Walker (34), Connecticut (ND 70 - Providence 67)
 35+ points was on 2/23/11 - Marshon Brooks (52), Providence (ND 94 - Providence 93)
 40+ points was on 2/23/11 - Marshon Brooks (52), Providence (ND 94 - Providence 93)
 50+ points was on 2/23/11 - Marshon Brooks (52), Providence (ND 94 - Providence 93)
 15 rebounds was on 1/2/10 - Stanley Robinson (16), Connecticut (ND 70 - Connecticut 82)
 20 rebounds was on 1/31/09 - DeJuan Blair (22), Pittsburgh (ND 80 - Pittsburgh 93)
 a "double-double" was on 2/19/11 - Kevin Jones (14 pts., 10 rebs.), West Virginia (ND 58 - West Virginia 72)
 a "triple-double" was on 2/21/06 - Marcus Williams (18 pts, 10 rebs, 13 asts) Connecticut (ND 74 - Connecticut 75 - OT)
 20 points and 10 rebounds was on 1/2/10 - Stanley Robinson (22 pts., 16 rebs.), Connecticut (ND 70 - Connecticut 82)
 20 points and 20 rebounds was on 1/31/09 - DeJuan Blair (23 pts., 22 rebs.), Pittsburgh (ND 80 - Pittsburgh 93)
 10 assists was on 2/11/10 - Eugene Harvey (10), Seton Hall (ND 87 - Seton Hall 90)
 10 blocks was on 1/5/08 - Hasheem Thabeet (10), Connecticut (ND 73 - Connecticut 67)*
 10 steals was on 1/29/89 - Mark Macon (11), Temple (ND 64 - Temple 60)*

*indicates Notre Dame home game; #school record; @Purcell Pavilion record



The Last Time In A BIG EAST Game...

Notre Dame Recorded a ...

30-Point win..... was on 3/10/11 - ND 89, Cincinnati 51 (38 points)
 40-Point win.....never
 50-Point win.....never
 30-Point loss..... was on 1/7/99 – ND 62, Villanova 93 (31 points)

Notre Dame Shot ...

60% on FGs was on 1/6/01 – 60.8% (31-51) vs. Rutgers (ND 87 - Rutgers 80)*
 65% on FGs was on 1/30/02 – 66.7% (34-51) vs. Pittsburgh (ND 89 - Pittsburgh 76)*
 90% on FTs was on 1/30/10 – 90.0% (9-10) vs. Rutgers (ND 73 - Rutgers 74)

Notre Dame ...

Won 5 BIG EAST games in a row..... was from 2/23/11 thru 3/11/11 (5 straight)
 Won 10 BIG EAST games in a row.....never
 Lost 5 BIG EAST games in a row..... was from 1/12/09 thru 2/4/09 - (6 straight)
 Scored 100 points..... was on 2/21/09 (ND 103 - Providence 84)
 - Scored 100 points on the road was on 2/21/09 (ND 103 - Providence 84)
 - Scored 100 points on the neutral site.....never
 - Scored 100 points and lost.....never
 Allowed 100 points was on 1/17/07 vs. Villanova (ND 87 - Villanova 102)
 Scored less than 50 points was on 1/6/07 vs. Georgetown (ND 48 - Georgetown 66)
 Allowed less than 50 points was on 2/26/11 vs. Seton Hall (ND 66 - Seton Hall 48)*
 Played an Overtime Game..... was on 3/11/11 (OT) vs. Louisville (ND 77 - Louisville 83)
 - Played in a Multi-Overtime Game was on 2/17/10 (2OT) at Louisville (ND 89 - Louisville 91)
 Won on a “last second” shot was on 2/9/03 vs. Pittsburgh (ND 66 - Pittsburgh 64 - Torin Francis layup at 00:00.6)*
 Had 5 double figure scorers..... was on 3/11/11 vs. Louisville (OT) (ND 77 – Louisville 83) Scott Martin 21, Tim Abromaitis 16, Ben Hansbrough 13, Ty Nash 13, Carleton Scott 10
 Had 6 double figure scorers..... was on 2/12/11 vs. USF (ND 78 – USF 55) Jack Cooley 18, Carleton Scott 13, Ben Hansbrough 12, Tim Abromaitis 12, Ty Nash 10, Scott Martin 10
 Had 7 double figure scorers.....never
 Had two double-figure rebounders was on 1/23/10 vs. DePaul (ND 87 - DePaul 77) Luke Harangody 11, Tyrone Nash 10, Ben Hansbrough 10*
 Had two players with double-doubles was on 2/28/11 vs. Villanova (ND 93 - Villanova 72) Ty Nash (11 pts, 11 rebs), Ben Hansbrough (30 pts, 10 assts)*
 Had three players with double-doubles ... was on 1/23/10 vs. DePaul (ND 87 - DePaul 77) Luke Harangody (24 pts, 11 rebs), Ben Hansbrough (15 pts, 10 rebs), Tyrone Nash (13 pts, 10 rebs)*
 Had four players with double-doubles was on 2/9/02 vs. Georgetown (Notre Dame 116, Georgetown 111 - 4OT) - Matt Carroll (30 pts, 10 rebs. Ryan Humphrey (23 pts, 14 rebs), Chris Thomas (22 pts, 12 assts.), Harold Swanagan (11 pts, 10 reb.)
 Had two 20-point scorers was on 2/28/11 vs. Villanova (ND 93 - Villanova 72) Ben Hansbrough - 30, Tim Abromaitis - 30*
 Had two 20-point scorers was on 2/28/11 vs. Villanova (ND 93 - Villanova 72) Ben Hansbrough - 30, Tim Abromaitis - 30*
 Had three 20-point scorers was on 3/8/07 vs. Syracuse (ND 89 - Syracuse 83) - Russell Carter 24, Luke Harangody 20, Colin Falls 23
 Made 10 three-point field goals was on 2/28/11 vs. Villanova - 20-32 (62.5%) (ND 93 - Villanova 72)*
 Made 20 three-point field goals was on 2/28/11 vs. Villanova - 20-32 (62.5%) (ND 93 - Villanova 72)*
 Committed 10 turnovers or less was on 3/10/11 – 5 turnovers vs. Cincinnati (ND 89 - Cincinnati 51)
 Committed 5 turnovers or less was on 3/10/11 – 5 turnovers vs. Cincinnati (ND 89 – Cincinnati 51)
 Committed 25 turnovers was on 2/8/00 - 26 turnovers vs. Villanova (ND 69 - Villanova 86)
 Forced 25 turnovers.....never

An Irish player had ...

25+ points was on 2/28/11 - Ben Hansbrough (30), Tim Abromaitis (30) vs. Villanova (ND 93 - Villanova 72)*
 30+ points was on 2/28/11 - Ben Hansbrough (30), Tim Abromaitis (30) vs. Villanova (ND 93 - Villanova 72)*
 35+ points was on 2/4/10 - Luke Harangody (37) vs. Cincinnati (ND 83 - Cincinnati 65)*
 40+ points was on 2/28/08 - Luke Harangody (40) vs. Louisville (ND 85 - Louisville 90)
 50+ pointsnever
 15 or more rebounds was on 2/7/10 - Luke Harangody (15) vs. USF (ND 65 - USF 62)*
 20 rebounds was on 1/8/01 - Troy Murphy (20) vs. Seton Hall (ND 76 - Seton Hall 78)
 a “double-double” was on 2/28/11 - Ben Hansbrough (30 pts., 10 assts.), Ty Nash (11 pts., 11 rebs.) vs. Villanova (ND 93 - Villanova 72)*
 a “triple-double”never
 20 points and 10 rebounds was on 2/4/10 - Luke Harangody (37 pts., 14 rebs.) vs. Cincinnati (ND 83 - Cincinnati 65)*
 20 points and 10 rebounds was on 3/10/10 - Luke Harangody (20 pts., 10 rebs.) vs. Seton Hall (ND 68 - Seton Hall 56)
 10 assists was on 2/28/11 - Ben Hansbrough (10) vs. Villanova (ND 93 - Villanova 72)*
 10 blocks.....never
 10 stealsnever

An opposing player had ...

25+ points was on 3/5/11 - Kemba Walker (34), Connecticut (ND 70 - Providence 67)
 30+ points was on 3/5/11 - Kemba Walker (34), Connecticut (ND 70 - Providence 67)
 35+ points was on 2/23/11 - Marshon Brooks (52), Providence (ND 94 - Providence 93)
 40+ points was on 2/23/11 - Marshon Brooks (52), Providence (ND 94 - Providence 93)
 50+ points was on 2/23/11 - Marshon Brooks (52), Providence (ND 94 - Providence 93)
 15 rebounds was on 1/2/10 - Stanley Robinson (16), Connecticut (ND 70 - Connecticut 82)
 20 rebounds was on 1/31/09 - DeJuan Blair (22), Pittsburgh (ND 80 - Pittsburgh 93)
 a “double-double” was on 2/19/11 - Kevin Jones (11 pts., 11 rebs.), West Virginia (ND 58 - West Virginia 72)
 a “triple-double” was on 2/21/06 - Marcus Williams (18 pts, 10 rebs, 13 asts), Connecticut (ND 74 - Connecticut 75 - OT)
 20 points and 10 rebounds was on 1/2/10 - Stanley Robinson (22 pts., 16 rebs.), Connecticut (ND 70 - Connecticut 82)
 20 points and 20 rebounds was on 1/31/09 - DeJuan Blair (23 pts., 22 rebs.), Pittsburgh (ND 80 - Pittsburgh 93)
 10 assists was on 2/11/10 - Eugene Harvey (10), Seton Hall (ND 87 - Seton Hall 90)
 10 blocks..... was on 1/5/08 - Hasheem Thabeet (10), Connecticut (ND 73 - Connecticut 67)*
 10 stealsnever

Note: Notre Dame began playing as a member of the BIG EAST Conference in 1995-96.

* indicates Notre Dame home game; @ indicates Purcell Pavilion record; # indicates school record





0 Eric Atkins

Freshman • 6-2 • 173
Columbia, Md. • Mount Saint Joseph

Career Games With:

Double Figure Points	7
20-Plus Points	N/A
30-Plus Points	N/A
10-Plus Rebounds	N/A
10-Plus Assists	N/A
Double-Double	N/A

QUICK HITS:

- Played 20 or more minutes in 24 games this season and 30+ minutes in nine contests
- Has started six games on the season
- Registered first points in an Irish uniform against Georgia Southern, posting 9 points on 4-4 shooting, including 1-1 from three-point range
- Reached double figures for the first time with the Irish, recording 10 points against Liberty
- Posted a couple more firsts against Chicago State, notching his first start with the Irish while also becoming first freshman to reach double figures in two straight games since Luke Harangody in 2006-07
- Recorded first block of career against Maine
- Scored 12 points against the Wisconsin Badgers in the championship game of Old Spice Classic
- Registered first steal of career against Indiana State
- Pulled down then-career best 5 rebounds against Kentucky in 31 minutes of play
- Broke career high in rebounds against Gonzaga, bringing down 7 boards, while also matching career high in points with 12 in 34 minutes
- Scored first career points in BIG EAST play against Syracuse, hitting a three-pointer and also set a then-career high with two steals against the Orange
- Played most minutes of career (39) along with turning in his most steals (3) during his first BIG EAST start with the Irish against Connecticut
- Led team in scoring and set new career high in points against Marquette, dropping 15 points
- Canned a career high eight free throws and dished off career best seven assists against St. John's (Jan. 16)
- Posted three consecutive games with 6 assists and 1 or fewer turnovers against Rutgers (6 asst., 1 TO), Louisville (6 asst., 0 TO) and USF (7 asst., 1 TO)
- Matched career high with 7 assists in 78-55 win over USF

Season and Career Bests

Points	Season 15 (vs. Marquette 1/10/11) Career 15 (vs. Marquette 1/10/11)	FG's	Season 5 (vs. Marquette 1/10/11) Career 5 (vs. Marquette 1/10/11)
Rebounds	Season 7 (vs. Gonzaga 12/11/10) Career 7 (vs. Gonzaga 12/11/10)	3PT FG's	Season 2 (on four occasions) Career 2 (on four occasions)
Assists	Season 7 (on two occasions) Career 7 (on two occasions)	FT's	Season 8 (vs. St. John's 1/16/11) Career 8 (vs. St. John's 1/16/11)
Steals	Season 3 (on two occasions) Career 3 (on two occasions)	Minutes	Season 39 (on two occasions) Career 39 (on two occasions)
Blocks	Season 1 (vs. Maine 11/22/10) Career 1 (vs. Maine 11/22/10)		

Game-By-Game Stats

	Start	FG-A	3P-A	FT-A	Reb	PF	TP	A	TO	BK	S	Min
Georgia Southern	4-4	1-1	0-0	0-0	3	1	9	3	2	0	0	22
Liberty	4-7	2-3	0-0	1	0	10	4	1	0	0	0	22
Chicago State	*	4-7	2-4	2-2	3	3	12	5	1	0	0	32
Maine	1-7	1-3	0-0	3	2	3	5	0	1	0	0	22
Georgia	3-6	1-2	2-2	4	1	9	1	1	0	0	0	38
California	1-2	0-1	2-4	0	2	4	2	1	0	0	0	26
Wisconsin	3-6	1-3	5-6	3	0	12	2	2	0	0	0	28
Indiana State	0-3	0-1	0-0	3	2	0	4	3	0	1	23	
Kentucky	0-4	0-2	4-6	5	2	4	4	1	0	0	0	31
Gonzaga	3-9	1-4	5-10	7	2	12	3	0	0	1	34	
Stony Brook	1-3	0-1	0-0	3	2	2	5	2	0	0	0	29
UMBC	4-8	1-3	0-0	5	0	9	4	0	0	1	22	
Georgetown	0-2	0-1	0-0	1	4	0	2	1	0	0	0	19
Syracuse	1-5	1-3	0-0	1	2	3	2	2	0	2	16	
Connecticut	*	2-6	1-2	2-5	1	2	7	5	0	0	3	39
St. John's	*	3-6	2-4	0-0	0	4	8	4	3	0	0	39
Marquette	*	5-10	1-6	4-5	0	3	15	2	0	0	1	35
St. John's	*	0-2	0-1	8-10	1	2	8	7	4	0	3	38
Cincinnati	*	3-3	1-1	4-4	3	3	11	5	3	0	0	36
Marquette	4-5	2-2	2-2	1	1	12	2	1	0	2	22	
Pittsburgh	1-1	0-0	0-0	0	0	2	1	0	0	1	22	
DePaul	2-3	1-2	1-1	2	0	6	3	0	0	0	21	
Rutgers	2-4	0-0	1-2	2	3	5	6	1	0	2	23	
Louisville	1-3	0-1	0-0	1	0	2	6	0	0	2	26	
USF	0-4	0-1	0-0	0	0	0	7	1	0	1	17	
West Virginia	0-2	0-0	0-0	1	3	0	3	1	0	0	21	
Providence	0-0	0-0	3-4	1	2	3	0	1	0	0	17	
Seton Hall	0-1	0-0	0-0	0	2	0	1	1	0	0	16	
Villanova	1-1	1-1	2-3	0	2	5	1	2	0	0	19	
Connecticut	2-6	1-4	1-2	0	1	6	3	1	0	1	21	
Cincinnati	1-5	0-1	2-2	2	1	4	1	0	0	0	18	
Louisville	0-1	0-0	0-0	0	4	0	1	3	0	0	13	

Career Stats vs. BIG EAST

Opponent	GP-GS	Min.	FG-A	3PT-A	FT-A	Reb.	A	PF	B	S	Pts.
Cincinnati	2-1	54	3-8	1-2	6-6	5/2.5	6	4	0	0	15/7.5
Connecticut	2-1	60	4-12	2-6	3-7	1/0.5	8	3	0	4	13/6.5
DePaul	1-0	21	2-3	1-2	1-1	2/2.0	3	0	0	0	6/6.0
Georgetown	1-0	19	0-2	0-1	0-0	1/1.0	2	4	0	0	0/0.0
Louisville	2-0	39	1-4	0-1	0-0	1/0.5	7	4	0	2	2/1.0
Marquette	2-1	57	9-15	3-8	6-7	1/0.5	4	4	0	3	27/13.5
Pittsburgh	1-0	22	1-1	0-0	0-0	0/0.0	1	0	0	1	2/2.0
Providence	1-0	17	0-0	0-0	3-4	1/1.0	0	2	0	0	3/3.0
Rutgers	1-0	23	2-4	0-0	1-2	2/2.0	6	3	0	2	5/5.0
St. John's	2-2	77	3-8	2-5	8-10	1/0.5	11	6	0	3	16/8.0
Seton Hall	1-0	16	0-1	0-0	0-0	0/0.0	1	2	0	0	0/0.0
USF	1-0	17	0-4	0-1	0-0	0/0.0	7	0	0	1	0/0.0
Syracuse	1-0	16	1-5	1-3	0-0	1/1.0	2	2	0	2	3/3.0
Villanova	1-0	19	1-1	1-1	2-3	0/0.0	1	2	0	0	5/5.0
West Virginia	1-0	21	0-2	0-0	0-0	1/1.0	3	3	0	0	0/0.0


Career Statistics

Season	GP-GS	Min	Avg	FG-A	Pct	3FG-A	Pct	FT-A	Pct	O-D-TOT	Avg	PF-FO	Ast	TO	Blk	Stl	Pts	Avg
2010-11	32-6	807	25.2	56-136	.412	21-58	.362	50-70	.714	14-43-57	1.8	56-0	104	39	1	21	183	5.7
TOTAL	32-6	807	25.2	56-136	.412	21-58	.362	50-70	.714	14-43-57	1.8	56-0	104	39	1	21	183	5.7

Career BIG EAST Statistics

Season	GP-GS	Min	Avg	FG-A	Pct	3FG-A	Pct	FT-A	Pct	O-D-TOT	Avg	PF-FO	Ast	TO	Blk	Stl	Pts	Avg
2010-11	18-5	447	24.8	27-64	.422	11-29	.379	28-38	.737	4-11-15	0.8	34-0	60	22	0	18	93	5.2
TOTAL	18-5	447	24.8	27-64	.422	11-29	.379	28-38	.737	4-11-15	0.8	34-0	60	22	0	18	93	5.2





1 Tyrone Nash

Senior • 6-8 • 232

Queens, N.Y. • Lawrence Woodmere Academy & Northfield Mt. Hermon

Career Games With:

Double Figure Points	31
20-Plus Points	N/A
30-Plus Points	N/A
10-Plus Rebounds	7
10-Plus Assists	N/A
Double-Double	5

QUICK HITS:

- Has started in 68 contests over career for the Irish, including a string of 67 consecutive games, both leading the current roster
- Reached double-figures in 17 contests on the season
- Played 30+ minutes in 13 contests on the year
- Set a career high in free throws, knocking down 12 against Liberty (on 15 attempts), also tying his then-career high in points with 16 against the Flames
- Posted first double-double of season against Chicago State, going for 11 points and 10 rebounds and set career high for assists with 7
- Matched career high in rebounds, pulling down 11 against Maine, en route to second straight double double (13 points, 11 rebounds)
- Set career high in points with 18 against the Georgia Bulldogs in opening round of Old Spice Classic, playing a season-best 37 minutes
- Recorded third double-double of season in BIG EAST opener against Georgetown with 15 points and 10 rebounds
- Stuffed three shots against Connecticut to tie a career high
- Tied a career high with six field goals against Cincinnati
- Hit first three-point field goal of career against DePaul, finishing the game with 10 pts. and 8 rebs.
- Tied career best with 7 assists vs. Providence along with setting a personal best for minutes played (39) in 94-93 win
- Recorded fourth double-double of season on Senior Day against Villanova, scoring 11 points along with grabbing 11 rebounds

Season and Career Bests

Points	18 (vs. Georgia 11/25/10)	FG's	6 (vs. Cincinnati 1/19/11)
Season	18 (vs. Georgia 11/25/10)	Career	6 (on two occasions)
Rebounds	11 (on two occasions)	3PT FG's	1 (vs. DePaul 2/3/11)
Season	11 (on two occasions)	Career	1 (vs. DePaul 2/3/11)
Assists	7 (on two occasions)	FT's	12 (vs. Liberty 11/14/10)
Season	7 (on two occasions)	Career	12 (vs. Liberty 11/14/10)
Steals	1 (on eight occasions)	Minutes	39 (vs. Providence 2/23/11)
Season	3 (on three occasions)	Career	39 (vs. Providence 2/23/11)
Blocks	3 (vs. Connecticut 1/4/11)		
Season	3 (vs. Connecticut 1/4/11)		
Career	3 (on two occasions)		

Game-By-Game Stats

	Start	FG-A	3P-A	FT-A	Reb	PF	TP	A	TO	BK	S	Min
Georgia Southern	* 2-3	0-0	3-4	2	2	7	1	1	0	1	22	
Liberty	* 2-4	0-0	12-15	9	0	16	1	1	0	0	28	
Chicago State	* 4-6	0-0	3-4	10	2	11	7	1	0	0	26	
Maine	* 1-4	0-0	11-12	11	2	13	5	1	0	0	29	
Georgia	* 5-11	0-0	8-12	6	1	18	2	1	1	1	37	
California	* 4-11	0-0	3-6	5	4	11	3	4	1	1	33	
Wisconsin	* 2-9	0-0	4-7	6	1	8	3	2	0	0	26	
Indiana State	* 5-7	0-0	6-9	7	1	16	4	2	1	1	35	
Kentucky	* 3-7	0-0	2-4	2	2	8	1	4	0	1	25	
Gonzaga	* 1-2	0-0	1-1	1	4	3	5	1	0	1	24	
Stony Brook	* 1-4	0-0	2-2	6	2	4	2	2	2	0	26	
UMBC	* 1-3	0-0	5-6	7	1	7	1	0	0	0	22	
Georgetown	* 5-11	0-0	5-6	10	2	15	3	2	1	0	33	
Syracuse	* 2-4	0-0	1-2	6	1	5	1	1	1	0	36	
Connecticut	* 3-8	0-0	5-6	7	4	11	3	1	3	0	26	
St. John's	* 3-5	0-0	2-2	2	5	8	1	5	1	1	23	
Marquette	* 2-5	0-0	2-4	5	4	6	5	2	0	0	26	
St. John's	* 3-4	0-0	1-4	3	5	7	2	2	0	0	23	
Cincinnati	* 6-11	0-0	1-2	7	2	13	3	1	1	1	30	
Marquette	* 3-4	0-0	7-10	4	4	13	2	0	1	0	36	
Pittsburgh	* 1-2	0-0	3-5	4	2	5	2	2	1	0	30	
DePaul	* 3-6	1-1	3-4	8	1	10	4	3	0	1	32	
Rutgers	* 2-6	0-0	4-6	5	5	8	0	1	0	0	31	
Louisville	* 2-6	0-0	3-6	6	2	7	1	1	0	0	28	
USF	* 5-6	0-0	0-0	6	0	10	2	1	1	0	29	
West Virginia	* 4-5	0-0	2-5	4	0	10	2	4	0	0	23	
Providence	* 4-8	0-1	5-9	8	2	13	7	1	1	0	39	
Seton Hall	* 1-2	0-0	1-1	9	2	3	5	4	0	0	34	
Villanova	* 3-4	0-0	5-6	11	3	11	2	0	0	0	32	
Connecticut	* 3-7	0-0	7-9	5	1	13	2	0	0	1	29	
Cincinnati	* 2-5	0-0	4-6	5	2	8	3	1	0	0	24	
Louisville	* 3-6	0-0	7-8	1	5	13	0	0	2	0	21	

Career Stats vs. BIG EAST

Opponent	GP-GS	Min.	FG-A	3PT-A	FT-A	Reb.	A	PF	B	S	Pts.
Cincinnati	4-4	93	9-18	0-0	7-13	18/4.5	8	13	1	2	25/6.3
Connecticut	6-4	132	19-43	0-0	14-23	34/5.7	10	11	3	4	52/8.7
DePaul	3-2	66	7-12	1-1	8-11	18/6.0	6	3	0	1	23/7.7
Georgetown	4-2	66	7-14	0-0	9-11	16/4.0	6	4	2	0	23/5.8
Louisville	4-3	91	7-18	0-0	10-16	17/4.3	5	13	3	1	24/6.0
Marquette	5-3	110	9-15	0-0	16-24	20/4.0	10	14	1	2	34/6.8
Pittsburgh	4-2	111	7-13	0-0	12-19	18/4.5	11	6	3	4	26/6.5
Providence	3-2	77	12-21	0-1	5-9	18/6.0	7	8	2	1	29/9.7
Rutgers	3-2	65	8-14	0-0	5-10	8/2.7	2	10	0	3	21/7.0
St. John's	5-3	111	11-19	0-0	9-15	13/2.6	10	15	3	4	31/6.2
Seton Hall	4-3	100	9-16	0-1	7-13	22/5.5	7	8	0	1	25/6.3
USF	5-3	95	12-22	0-0	10-12	24/4.8	5	9	4	2	34/6.8
Syracuse	4-2	57	2-7	0-0	2-4	8/2.0	1	5	1	1	6/1.5
Villanova	3-3	80	8-12	0-0	11-19	28/9.3	5	11	0	1	27/9.0
West Virginia	5-3	109	11-16	0-0	7-16	22/4.4	6	11	1	0	29/5.8


Career Statistics

Season	GP-GS	Min	Avg	FG-A	Pct	3FG-A	Pct	FT-A	Pct	O-D-TOT	Avg	PF-FO	Ast	TO	Blk	Stl	Pts	Avg
2007-08	15-0	59	3.9	6-13	.462	0-1	.000	3-11	.273	8-12-20	1.3	6-0	5	3	1	2	15	1.0
2008-09	34-1	384	11.3	37-73	.507	0-0	.000	27-50	.540	51-70-121	3.6	52-2	23	13	6	15	101	3.0
2009-10	35-35	923	26.4	96-177	.542	0-0	.000	80-133	.602	79-104-183	5.2	101-3	59	48	16	24	272	7.8
2010-11	32-32	918	28.7	91-186	.489	1-2	.500	128-183	.699	79-109-188	5.9	74-4	85	52	18	10	311	9.7
TOTAL	116-68	2284	19.7	230-449	.512	1-3	.333	238-377	.631	217-295-512	4.4	233-9	172	116	41	51	699	6.0

Career BIG EAST Statistics

Season	GP-GS	Min	Avg	FG-A	Pct	3FG-A	Pct	FT-A	Pct	O-D-TOT	Avg	PF-FO	Ast	TO	Blk	Stl	Pts	Avg
2007-08	6-0	9	1.5	1-2	.500	0-1	.000	2-4	.500	1-1-2	0.3	0-0	0	0	0	0	4	0.7
2008-09	16-1	148	9.3	17-30	.567	0-0	.000	5-18	.278	21-26-47	2.9	25-1	7	2	6	39	2.4	
2009-10	18-18	508	28.2	52-100	.520	0-0	.000	52-77	.675	45-55-100	5.6	59-3	33	21	8	14	156	8.7
2010-11	18-18	540	30.0	55-104	.529	1-2	.500	57-87	.655	49-61-110	6.1	45-3	47	31	11	4	168	9.3
TOTAL	58-37	1205	20.8	125-236	.530	1-3	.333	116-186	.624	116-143-259	4.5	129-7	87	54	21	24	367	6.3





5 Tom Kopko | Senior • 6-2 • 187 Chicago, Ill. • St. Laurence

Career Games With:

Double Figure Points	N/A
20-Plus Points	N/A
30-Plus Points	N/A
10-Plus Rebounds	N/A
10-Plus Assists	N/A
Double-Double	N/A

QUICK HITS:

- Played in 11 contests on the season
- Matched most career minutes against Chicago State, playing 5 minutes
- Posted first points of the season against Maine, connecting on a three pointer
- Recorded first assist of season against Stony Brook, matching career high
- Made it back-to-back games with an assist against UMBC
- Appeared in first BIG EAST game of the season against St. John's (Jan. 16)
- Dished out first BIG EAST assist of the year against DePaul
- Notched first career BIG EAST points against Villanova on Senior Day, going 1-1 for 2 points

Season and Career Bests

Points	Season 3 (vs. Maine 11/22/10) Career 5 (vs. Northern Illinois 12/8/07)	FG's	Season 1 (on two occasions) Career 2 (vs. Northern Illinois 12/8/07)
Rebounds	Season 1 (on three occasions) Career 2 (vs. Monmouth 11/16/07)	3PT FG's	Season 1 (vs. Maine 11/22/10) Career 1 (on three occasions)
Assists	Season 1 (on two occasions) Career 1 (on four occasions)	FT's	Season -- Career 1 (vs. Savannah State 12/22/08)
Steals	Season -- Career 1 (vs. USC Upstate 11/16/08)	Minutes	Season 5 (vs. Chicago State 11/17/10) Career 5 (on two occasions)
Blocks	Season -- Career --		

Game-By-Game Stats

	Start	FG-A	3P-A	FT-A	Reb	PF	TP	A	TO	BK	S	Min
Georgia Southern	0-2	0-1	0-0		1	0	0	0	0	0	0	3
Liberty	0-0	0-0	0-0		0	0	0	0	0	0	0	1
Chicago State	0-2	0-1	0-0		1	0	0	0	0	0	0	5
Maine	1-1	1-1	0-0		0	0	3	0	0	0	0	3
Georgia												DNP
California												DNP
Wisconsin												DNP
Indiana State												DNP
Kentucky												DNP
Gonzaga												DNP
Stony Brook	0-0	0-0	0-0		0	0	0	1	0	0	0	2
UMBC	0-1	0-1	0-0		0	0	0	1	0	0	0	3
Georgetown												DNP
Syracuse												DNP
Connecticut												DNP
St. John's												DNP
Marquette												DNP
St. John's	0-0	0-0	0-0		0	0	0	0	0	0	0	1
Cincinnati												DNP
Marquette												DNP
Pittsburgh												DNP
DePaul	0-0	0-0	0-0		0	0	0	1	0	0	0	1
Rutgers												DNP
Louisville												DNP
USF	0-1	0-1	0-0		0	0	0	0	0	0	0	1
West Virginia												DNP
Providence												DNP
Seton Hall												DNP
Villanova	1-1	0-0	0-0		0	0	2	0	0	0	0	1
Connecticut												DNP
Cincinnati	0-1	0-0	0-0		1	0	0	0	0	0	0	3
Louisville												DNP

Career Stats vs. BIG EAST

Opponent	GP-GS	Min.	FG-A	3PT-A	FT-A	Reb.	A	PF	B	S	Pts.
Cincinnati	1-0	3	0-1	0-0	0-0	1/1.0	0	0	0	0	0/0.0
Connecticut	0-0	0	0-0	0-0	0-0	0/0.0	0	0	0	0	0/0.0
DePaul	1-0	1	0-0	0-0	0-0	0/0.0	1	0	0	0	0/0.0
Georgetown	0-0	0	0-0	0-0	0-0	0/0.0	0	0	0	0	0/0.0
Louisville	0-0	0	0-0	0-0	0-0	0/0.0	0	0	0	0	0/0.0
Marquette	0-0	0	0-0	0-0	0-0	0/0.0	0	0	0	0	0/0.0
Pittsburgh	0-0	0	0-0	0-0	0-0	0/0.0	0	0	0	0	0/0.0
Providence	0-0	0	0-0	0-0	0-0	0/0.0	0	0	0	0	0/0.0
Rutgers	0-0	0	0-0	0-0	0-0	0/0.0	0	0	0	0	0/0.0
St. John's	1-0	1	0-0	0-0	0-0	0/0.0	0	0	0	0	0/0.0
Seton Hall	1-0	1	0-0	0-0	0-0	0/0.0	0	0	0	0	0/0.0
South Florida	1-0	1	0-1	0-1	0-0	0/0.0	0	0	0	0	0/0.0
Syracuse	0-0	0	0-0	0-0	0-0	0/0.0	0	0	0	0	0/0.0
Villanova	1-0	1	1-1	0-0	0-0	0/0.0	0	0	0	0	2/2.0
West Virginia	0-0	0	0-0	0-0	0-0	0/0.0	0	0	0	0	0/0.0

Career Statistics

Season	GP-GS	Min	Avg	FG-A	Pct	3FG-A	Pct	FT-A	Pct	O-D-TOT	Avg	PF-FO	Ast	TO	Blk	Stl	Pts	Avg
2007-08	5-0	11	2.2	2-4	.500	1-3	.333	0-1	.000	1-1-2	0.4	1-0	0	0	0	0	5	1.0
2008-09	6-0	12	2.0	3-7	.429	0-3	.000	1-2	.500	0-0-0	0.0	0-0	3	1	0	2	7	1.2
2009-10	8-0	13	1.6	3-6	.500	2-4	.500	0-0	.000	0-0-0	0.0	2-0	0	1	0	0	8	1.0
2010-11	11-0	24	2.2	2-9	.222	1-5	.200	0-0	.000	2-1-3	0.3	0-0	3	0	0	0	5	0.5
TOTAL	30-0	60	2.0	10-26	.385	4-15	.267	1-3	.333	3-2-5	0.2	3-0	6	2	0	2	25	0.8

Career BIG EAST Statistics

Season	GP-GS	Min	Avg	FG-A	Pct	3FG-A	Pct	FT-A	Pct	O-D-TOT	Avg	PF-FO	Ast	TO	Blk	Stl	Pts	Avg
2007-08	1-0	0	0.0	0-0	.000	0-0	.000	0-0	.000	0-0-0	0.0	0-0	0	0	0	0	0	0.0
2008-09										Did Not Play								
2009-10										Did Not Play								
2010-11	4-0	4	1.0	1-2	.500	0-1	.000	0-0	.000	0-0-0	0.0	0-0	1	0	0	0	2	0.5
TOTAL	5-0	4	0.8	1-2	.500	0-1	.000	0-0	.000	0-0-0	0.0	0-0	1	0	0	0	2	0.4





12 Alex Dragicevich | Freshman • 6-8 • 215 Northbrook, Ill. • Glenbrook North

Career Games With:

Double Figure Points.....	N/A
20-Plus Points.....	N/A
30-Plus Points.....	N/A
10-Plus Rebounds.....	N/A
10-Plus Assists.....	N/A
Double-Double.....	N/A

QUICK HITS:

- Played in 13 games on the season
- Scored first points with the Irish against Georgia Southern, recording 9 points on 2-5 shooting, including a perfect 4-4 from the free throw line
- Also grabbed first rebounds of career against Georgia Southern, pulling down 3 boards in the contest
- Dished out first assist of Irish career against UMBC in a personal-best 11 minutes of play
- Scored first BIG EAST points of career against Marquette, going 1-1 for 2 points in four minutes of play
- Grabbed first career BIG EAST rebound against DePaul
- Drilled first three of BIG EAST career against USF in 78-55 win

Season and Career Bests

Points		FG's	
Season	9 (vs. Georgia Southern 11/12/10)	Season	2 (vs. Georgia Southern 11/12/10)
Career	9 (vs. Georgia Southern 11/12/10)	Career	2 (vs. Georgia Southern 11/12/10)
Rebounds		3PT FG's	
Season	3 (vs. Georgia Southern 11/12/10)	Season	1 (on two occasions)
Career	3 (vs. Georgia Southern 11/12/10)	Career	1 (on two occasions)
Assists		FT's	
Season	1 (on three occasions)	Season	4 (vs. Georgia Southern 11/12/10)
Career	1 (on three occasions)	Career	4 (vs. Georgia Southern 11/12/10)
Steals		Minutes	
Season	--	Season	11 (vs. UMBC 12/22/10)
Career	--	Career	11 (vs. UMBC 12/22/10)
Blocks			
Season	--		
Career	--		

Game-By-Game Stats

	Start	FG-A	3P-A	FT-A	Reb	PF	TP	A	TO	BK	S	Min
Georgia Southern	2-5	1-2	4-4	3	1	9	0	0	0	0	0	10
Liberty	0-0	0-0	0-0	0	0	0	0	0	0	0	0	1
Chicago State	1-2	0-0	2-2	1	0	4	0	0	0	0	0	7
Maine	0-0	0-0	0-0	1	0	0	0	0	0	0	0	4
Georgia												DNP
California												DNP
Wisconsin												DNP
Indiana State												DNP
Kentucky												DNP
Gonzaga												DNP
Stony Brook	0-0	0-0	0-0	0	0	0	0	0	0	0	0	4
UMBC	0-3	0-2	1-2	2	0	1	1	0	0	0	0	11
Georgetown												DNP
Syracuse												DNP
Connecticut												DNP
St. John's												DNP
Marquette	1-1	0-0	0-0	0	0	2	1	0	0	0	0	4
St. John's	0-2	0-2	1-2	0	0	1	0	1	0	0	0	3
Cincinnati												DNP
Marquette												DNP
Pittsburgh												DNP
DePaul	0-0	0-0	0-0	1	0	0	0	0	0	0	0	3
Rutgers												DNP
Louisville												DNP
USF	1-2	1-2	0-0	0	0	3	0	1	0	0	0	5
West Virginia	0-2	0-2	0-0	0	0	0	0	0	0	0	0	2
Providence												DNP
Seton Hall												DNP
Villanova	0-0	0-0	0-2	1	0	0	0	0	0	0	0	1
Connecticut												DNP
Cincinnati	0-0	0-0	0-0	1	0	0	1	0	0	0	0	4
Louisville												DNP

Career Stats vs. BIG EAST

Opponent	GP-GS	Min.	FG-A	3PT-A	FT-A	Reb.	A	PF	B	S	Pts.
Cincinnati	1-0	4	0-0	0-0	0-0	1/1.0	1	0	0	0	0/0.0
Connecticut	0-0	0	0-0	0-0	0-0	0/0.0	0	0	0	0	0/0.0
DePaul	1-0	3	0-0	0-0	0-0	1/1.0	0	0	0	0	0/0.0
Georgetown	0-0	0	0-0	0-0	0-0	0/0.0	0	0	0	0	0/0.0
Louisville	0-0	0	0-0	0-0	0-0	0/0.0	0	0	0	0	0/0.0
Marquette	1-0	4	1-1	0-0	0-0	0/0.0	1	0	0	0	2/2.0
Pittsburgh	0-0	0	0-0	0-0	0-0	0/0.0	0	0	0	0	0/0.0
Providence	0-0	0	0-0	0-0	0-0	0/0.0	0	0	0	0	0/0.0
Rutgers	0-0	0	0-0	0-0	0-0	0/0.0	0	0	0	0	0/0.0
St. John's	1-0	3	0-2	0-2	1-2	0/0.0	0	0	0	0	1/1.0
Seton Hall	0-0	0	0-0	0-0	0-0	0/0.0	0	0	0	0	0/0.0
USF	1-0	5	1-2	1-2	0-0	0/0.0	0	0	0	0	3/3.0
Syracuse	0-0	0	0-0	0-0	0-0	0/0.0	0	0	0	0	0/0.0
Villanova	1-0	1	0-0	0-0	0-2	1/1.0	0	0	0	0	0/0.0
West Virginia	1-0	2	0-2	0-2	0-0	0/0.0	0	0	0	0	0/0.0


Career Statistics

Season	GP-GS	Min	Avg	FG-A	Pct	3FG-A	Pct	FT-A	Pct	O-D-TOT	Avg	PF-FO	Ast	TO	Blk	Stl	Pts	Avg
2010-11	13-0	59	4.5	5-17	.294	2-10	.200	8-12	.667	3-7-10	0.8	1-0	3	2	0	0	20	1.5
TOTAL	13-0	59	4.5	5-17	.294	2-10	.200	8-12	.667	3-7-10	0.8	1-0	3	2	0	0	20	1.5

Career BIG EAST Statistics

Season	GP-GS	Min	Avg	FG-A	Pct	3FG-A	Pct	FT-A	Pct	O-D-TOT	Avg	PF-FO	Ast	TO	Blk	Stl	Pts	Avg
2010-11	6-0	18	3.0	2-7	.286	1-6	.167	1-4	.250	0-2-2	0.3	0-0	1	2	0	0	6	1.0
TOTAL	6-0	18	3.0	2-7	.286	1-6	.167	1-4	.250	0-2-2	0.3	0-0	1	2	0	0	6	1.0





14 Scott Martin | Senior • 6-8 • 219 Valparaiso, Ind. • Valparaiso

Career Games With:

Double Figure Points ...31 (18 with ND)
 20-Plus Points.....1 (1 with ND)
 30-Plus Points.....N/A
 10-Plus Rebounds.....1 (1 with ND)
 10-Plus AssistsN/A
 Double-Double1 (1 with ND)

QUICK HITS:

- Reached double figures 17 times on the season
- Took to the court for first time since '07-08 season against Georgia Southern, scoring 7 points along with 5 rebounds in 22 minutes of play
- Missed contest against Chicago State due to back spasms
- Returned to starting lineup against Maine, recording first game in double figures with the Irish after scoring 15 points
- Reached double figures for second time on season, scoring 11 points against California in Old Spice Classice second round matchup
- Connected on career-high seven field goals (7-12) against Indiana State en route to a 15-point performance
- Played most minutes of career against Gonzaga, logging 35 minutes of action
- Competed in first BIG EAST game with Irish against Georgetown, scoring 11 points in 30 minutes of play
- Dished out a career best 6 assists against Syracuse in the the first road test of the BIG EAST schedule for the Irish
- Pulled down season-best 8 rebounds in win over St. John's (Jan. 8)
- Pulled down career high 11 rebounds against Marquette (Jan. 10), en route to first career double-double (10 pts, 11 rebs.)
- Tied career best with eight free throw makes against Marquette (Jan. 22), (8-10)
- Set career high for points in a BIG EAST game with 15 against DePaul on 6-10 shooting
- Reached new high-water mark in minutes played against Louisville, scoring 6 points with 6 rebounds in 39 minutes
- Tied career high with 3 blocks in 78-55 win over USF
- Scored career best 21 points on 8-15 shooting in semifinal matchup of BIG EAST tournament vs. Louisville
- Named to BIG EAST all-tournament team

Season and Career Bests

Points	Season 21 (vs. Louisville 3/11/11) Career 21 (vs. Louisville 3/11/11)	FG's	Season 8 (vs. Louisville 3/11/11) Career 8 (vs. Louisville 3/11/11)
Rebounds	Season 11 (vs. Marquette 1/10/11) Career 11 (vs. Marquette 1/10/11)	3PT FG's	Season 3 (on two occasions) Career 3 (on two occasions)
Assists	Season 6 (vs. Syracuse 1/1/11) Career 6 (vs. Syracuse 1/1/11)	FT's	Season 8 (on two occasions) Career 8 (on three occasions)
Steals	Season 2 (on four occasions) Career 4 (vs. Clemson 11/27/07)	Minutes	Season 44 (vs. Louisville 3/11/11) Career 44 (vs. Louisville 3/11/11)
Blocks	Season 3 (vs. USF 2/12/11) Career 3 (on three occasions)		

Game-By-Game Stats

	Start	FG-A	3P-A	FT-A	Reb	PF	TP	A	TO	BK	S	Min
Georgia Southern	*	2-7	0-3	3-3	5	4	7	2	2	0	0	22
Liberty	*	2-9	1-5	1-4	3	0	6	3	2	1	1	29
Chicago State		DNP - Injured										
Maine	*	6-8	2-3	1-2	5	2	15	3	2	0	0	28
Georgia	*	2-3	0-1	2-4	2	1	6	0	2	0	0	26
California	*	2-8	0-3	7-8	6	1	11	1	0	1	0	26
Wisconsin	*	1-4	0-0	4-5	7	0	6	1	0	0	0	27
Indiana State	*	7-12	1-4	0-1	5	2	15	2	1	0	0	29
Kentucky	*	3-8	1-4	0-0	5	4	7	1	0	0	0	27
Gonzaga	*	3-6	2-3	1-2	3	4	9	2	3	0	0	35
Stony Brook	*	4-6	1-1	0-0	6	1	9	3	0	0	2	21
UMBC	*	6-10	3-5	0-0	3	1	15	0	1	0	0	21
Georgetown	*	5-9	1-1	0-4	3	1	11	1	1	0	1	30
Syracuse	*	3-9	0-2	4-4	7	2	10	6	5	1	1	34
Connecticut	*	4-12	2-6	3-4	3	4	13	2	2	1	0	31
St. John's	*	5-11	0-4	2-3	8	1	12	3	0	0	0	35
Marquette	*	4-15	1-6	1-2	11	4	10	1	3	0	0	36
St. John's	*	2-7	0-2	0-1	4	4	4	0	2	0	0	29
Cincinnati	*	4-8	2-2	1-3	8	1	11	1	2	0	0	34
Marquette	*	1-5	0-1	8-10	3	2	10	2	2	1	0	33
Pittsburgh	*	3-10	3-6	1-2	1	2	10	1	1	0	0	36
DePaul	*	6-10	1-2	2-2	7	2	15	1	0	0	2	30
Rutgers	*	3-6	0-1	8-9	2	2	14	3	1	0	0	34
Louisville	*	2-8	1-3	1-2	6	1	6	4	2	0	1	39
USF	*	4-6	2-3	0-0	7	0	10	2	2	3	1	30
West Virginia	*	4-11	1-6	0-0	6	4	9	0	2	0	0	32
Providence	*	4-8	2-4	0-0	5	3	10	1	3	0	1	33
Seton Hall	*	2-7	2-5	0-0	4	1	6	3	0	1	2	35
Villanova	*	2-5	1-2	0-0	0	2	5	1	1	0	0	28
Connecticut	*	2-4	0-1	0-3	6	2	4	1	3	0	0	34
Cincinnati	*	5-10	1-2	0-0	3	0	11	2	0	1	1	32
Louisville	*	8-15	3-8	2-4	8	1	21	3	1	0	2	44

Opponent	GP-GS	Min.	FG-A	3PT-A	FT-A	Reb.	A	PF	B	S	Pts.
Cincinnati	2-2	66	9-18	3-4	1-3	11/5.5	3	1	1	1	22/11.0
Connecticut	2-2	65	6-16	2-7	3-7	9/4.5	3	6	1	0	17/8.5
DePaul	2-2	66	9-20	4-8	3-4	8/4.0	2	4	0	2	25/12.5
Georgetown	1-1	30	5-9	1-1	0-4	3/3.0	1	1	0	1	11/11.0
Louisville	3-3	105	13-29	4-12	8-14	17/5.7	7	6	0	4	38/12.7
Marquette	2-2	69	5-20	1-7	9-12	14/7.0	3	6	1	0	20/10.0
Pittsburgh	0-0	0	0-0	0-0	0-0	0/0.0	0	0	0	0	0/0.0
Providence	1-1	33	4-8	2-4	0-0	5/5.0	1	3	0	1	10/10.0
Rutgers	1-1	34	3-6	0-1	8-9	2/2.0	3	2	0	0	14/14.0
St. John's	2-2	64	7-18	0-6	2-4	12/6.0	3	5	0	0	16/8.0
Seton Hall	1-1	35	2-7	2-5	0-0	4/4.0	3	1	1	2	6/6.0
USF	1-1	30	4-6	2-3	0-0	7/7.0	2	0	3	1	10/10.0
Syracuse	1-1	34	3-9	0-2	4-4	7/7.0	6	2	1	1	10/10.0
Villanova	1-1	28	2-5	1-2	0-0	0/0.0	1	2	0	0	5/5.0
West Virginia	1-1	32	4-11	1-6	0-0	6/6.0	0	4	0	0	9/9.0

Career Statistics

Season	GP-GS	Min	Avg	FG-A	Pct	3FG-A	Pct	FT-A	Pct	O-D-TOT	Avg	PF-FO	Ast	TO	Blk	Stl	Pts	Avg
2007-08	32-8	700	21.9	84-225	.373	26-83	.313	78-112	.696	42-79-121	3.8	78-3	44	48	21	31	272	8.5
2008-09	Sat Out Due To NCAA Transfer Rules																	
2009-10	Did Not Play Due To Injury																	
2010-11	31-31	960	31.0	111-257	.432	34-99	.343	52-82	.634	32-120-152	4.9	59-0	56	46	10	15	308	9.9
TOTAL	63-39	1660	26.3	195-482	.405	60-182	.330	130-194	.670	74-199-273	4.3	137-3	100	94	31	46	580	9.2

Career BIG EAST Statistics

Season	GP-GS	Min	Avg	FG-A	Pct	3FG-A	Pct	FT-A	Pct	O-D-TOT	Avg	PF-FO	Ast	TO	Blk	Stl	Pts	Avg
2008-09	Sat Out Due To NCAA Transfer Rules																	
2009-10	Did Not Play Due To Injury																	
2010-11	18-18	593	32.9	60-151	.397	19-57	.333	31-49	.633	18-73-91	5.1	38-0	33	32	7	9	170	9.4
TOTAL	18-18	593	32.9	60-151	.397	19-57	.333	31-49	.633	18-73-91	5.1	38-0	33	32	7	9	170	9.4





21 Tim Abromaitis | Graduate Student • 6-8 • 235 Unionville, Conn. • Farmington

Career Games With:

Double Figure Points.....	55
20-Plus Points.....	20
30-Plus Points.....	3
10-Plus Rebounds.....	4
10-Plus Assists.....	N/A
Double-Double.....	3

QUICK HITS:

- Has started 58 of the last 59 contests for the Irish
- Reached double-figure points 27 times this season
- Eclipsed 20 points in a game 11 times this season
- Posted 30+ minutes of action in 25 games this season
- Posted first double-double of the season against Chicago State, notching 21 points along with 10 rebounds
- Set career high in assists against Chicago State, dishing out 7 assists
- Had best scoring game of young season, posting 26 points (8-9 FG's, 4-5 3FG's) against Maine
- Named Old Spice Classic tournament MVP along with All-Tournament team member, averaging 14.0 PPG, including a 25-point outburst against Georgia in a career best 46 minutes of play
- Recorded a career best in rebounds, pulling down 11 boards against California in second round of Old Spice Classic
- Selected to the BIG EAST Weekly Honor Roll (Nov. 29 and Dec. 27)
- Posted third double-double of career and second of the season with his 21-point, 11-rebound performance against UMBC
- Tied career-best with five three pointers (5-7) in BIG EAST opener against Georgetown, finishing with a team-best 20 points
- Set a career high with three steals against DePaul
- Named Capital One Academic All-District V First Team
- Eclipsed the 20-point mark against Louisville, scoring 23 on 6-13 shooting and 9-9 from the FT line
- Named to Capital One Academic All-America Men's Basketball First Team
- Set new season best in points with a 28-point performance against Providence, on a career-best tying 11 FG's
- Became 51st Irish player to reach 1,000-point mark with, hitting that mark on the dot after his 22 point performance against Seton Hall
- Reached 30 points for the first time on the season, going 10-17 against Villanova, including a career best 9-13 from three-point range
- Named third team all-BIG EAST
- Selected as BIG EAST Scholar Athlete for second consecutive year

Opponent	GP-GS	Min.	FG-A	3PT-A	FT-A	Reb.	A	PF	B	S	Pts.
Cincinnati	4-4	127	21-42	10-17	15-20	23/5.8	9	13	1	4	67/16.8
Connecticut	4-3	147	18-42	6-20	6-12	22/5.5	4	7	1	4	48/12.0
DePaul	2-2	62	13-25	6-12	11-12	10/5.0	4	3	0	4	43/21.5
Georgetown	3-2	75	13-31	6-16	9-9	8/2.7	4	3	2	2	41/13.7
Louisville	3-3	130	22-41	5-11	19-20	16/5.3	5	7	2	1	68/22.7
Marquette	4-3	110	12-32	3-14	9-11	17/4.3	4	6	0	1	36/9.0
Pittsburgh	3-3	102	7-15	3-6	9-10	9/3.0	1	3	3	0	26/8.7
Providence	2-2	62	19-30	9-15	3-6	12/6.0	2	2	0	2	50/25.0
Rutgers	2-2	72	10-21	4-11	3-4	18/9.0	3	5	0	0	27/13.5
St. John's	3-3	113	15-31	7-15	9-11	18/6.0	5	8	0	3	46/15.3
Seton Hall	4-3	116	11-29	7-16	20-24	22/5.4	4	5	0	1	49/12.3
USF	3-3	91	12-24	5-11	1-1	11/3.7	6	5	1	3	30/10.0
Syracuse	2-2	76	16-32	8-17	1-3	9/4.5	5	7	1	1	41/20.5
Villanova	2-2	74	13-30	11-21	9-12	9/4.5	6	6	0	0	46/23.0
West Virginia	3-3	98	8-23	4-12	13-17	15/5.0	4	11	1	2	33/11.0

Season and Career Bests

Points	30 (vs. Villanova 2/28/11)	FG's	11 (vs. Providence 2/23/11)
Season	31 (vs. UCF 12/6/09)	Career	11 (on two occasions)
Rebounds	11 (on two occasions)	3PT FG's	9 (vs. Villanova 2/28/11)
Season	11 (on two occasions)	Career	9 (vs. Villanova 2/28/11)
Assists	7 (vs. Chicago State 11/17/10)	FT's	9 (on two occasions)
Season	7 (vs. Chicago State 11/17/10)	Career	12 (vs. Seton Hall 2/11/10)
Steals	3 (vs. DePaul 2/3/11)	Minutes	46 (vs. Georgia 11/25/10)
Season	3 (vs. DePaul 2/3/11)	Career	46 (vs. Georgia 11/25/10)
Blocks	2 (on two occasions)		
Season	2 (on three occasions)		
Career			

Game-By-Game Stats

	Start	FG-A	3P-A	FT-A	Reb	PF	TP	A	TO	BK	S	Min
Georgia Southern	*	2-13	1-7	5-6	5	1	10	3	1	0	0	22
Liberty	*	4-12	2-9	3-4	7	2	13	0	2	1	2	34
Chicago State	*	6-15	1-8	8-9	10	0	21	7	0	1	1	30
Maine	*	8-9	4-5	6-6	3	2	26	3	0	0	1	27
Georgia	*	6-11	4-5	9-12	6	4	25	0	2	0	1	46
California	*	2-10	0-4	3-5	11	1	7	2	1	2	0	37
Wisconsin	*	3-11	0-2	4-4	9	2	10	0	2	0	0	36
Indiana State	*	4-11	3-7	2-2	4	3	13	3	1	0	1	33
Kentucky	*	1-7	0-4	2-2	8	1	4	2	1	1	0	31
Gonzaga	*	7-13	4-6	3-3	8	1	21	4	1	0	0	39
Stony Brook	*	8-13	2-5	4-5	8	0	22	3	2	2	1	31
UMBC	*	7-12	3-7	4-5	11	0	21	2	3	2	2	26
Georgetown	*	6-12	5-7	3-3	4	1	20	1	3	0	1	39
Syracuse	*	6-15	3-6	0-1	7	3	15	2	4	0	1	38
Connecticut	*	6-9	3-5	4-10	7	2	19	1	3	1	2	39
St. John's	*	4-9	2-5	2-2	9	3	12	4	2	0	1	39
Marquette	*	4-8	1-3	1-1	4	4	10	0	3	0	1	33
St. John's	*	4-11	1-4	1-1	3	4	10	0	5	0	1	35
Cincinnati	*	4-10	2-5	2-2	6	3	12	1	0	0	0	32
Marquette	*	2-6	1-2	1-2	4	2	6	0	2	0	0	33
Pittsburgh	*	0-0	0-0	2-2	2	1	2	0	0	1	0	29
DePaul	*	4-9	1-3	4-4	4	3	13	1	2	0	3	29
Rutgers	*	4-8	1-4	1-2	8	1	10	1	2	0	0	33
Louisville	*	6-13	2-4	9-9	8	1	23	2	0	1	1	44
USF	*	5-8	2-3	0-0	3	2	12	1	2	1	2	28
West Virginia	*	2-9	1-5	4-6	4	5	9	2	0	1	0	34
Providence	*	11-16	4-7	2-4	5	0	28	1	1	0	2	32
Seton Hall	*	6-16	4-9	6-10	8	0	22	2	1	0	1	40
Villanova	*	10-17	9-13	1-2	4	3	30	4	2	0	0	37
Connecticut	*	5-12	1-6	0-0	7	1	11	1	0	0	0	38
Cincinnati	*	6-12	4-7	1-3	6	4	17	4	2	0	1	29
Louisville	*	5-10	1-3	5-5	3	2	16	3	0	0	0	41

Career Statistics

Season	GP-GS	Min	Avg	FG-A	Pct	3FG-A	Pct	FT-A	Pct	O-D-TOT	Avg	PF-FO	Ast	TO	Blk	Stl	Pts	Avg
2007-08	12-0	40	3.3	6-21	.286	1-8	.125	7-7	1.000	5-7-12	1.0	5-0	3	4	1	1	20	1.7
2008-09										Did Not Play								
2009-10	35-26	1104	31.5	183-370	.495	81-189	.429	117-134	.873	43-123-166	4.7	76-1	52	42	11	17	564	16.1
2010-11	32-32	1094	34.2	158-347	.455	72-170	.424	102-132	.773	42-154-196	6.1	62-1	60	50	14	26	490	15.3
TOTAL	79-58	2238	28.3	347-738	.470	154-367	.420	226-273	.828	90-284-374	4.7	143-2	115	96	26	44	1074	13.6

Career BIG EAST Statistics

Season	GP-GS	Min	Avg	FG-A	Pct	3FG-A	Pct	FT-A	Pct	O-D-TOT	Avg	PF-FO	Ast	TO	Blk	Stl	Pts	Avg
2007-08	3-0	5	1.7	1-2	.500	0-1	.000	2-2	1.000	0-0-0	0.0	1-0	1	1	0	0	4	1.3
2008-09										Did Not Play								
2009-10	18-17	647	35.9	102-217	.470	45-109	.413	78-90	.867	28-74-102	5.7	37-1	34	25	6	9	327	18.2
2010-11	18-18	632	35.1	89-188	.473	43-91	.473	43-61	.705	22-75-97	5.4	39-1	24	32	5	16	264	14.7
TOTAL	39-35	1284	32.9	192-407	.472	88-201	.438	123-153	.804	50-149-199	5.1	77-2	59	58	11	25	595	15.3





22 Jerian Grant | Freshman • 6-5 • 185 Bowie, Md. • DeMatha

Career Games With:

Double Figure Points.....	N/A
20-Plus Points.....	N/A
30-Plus Points.....	N/A
10-Plus Rebounds.....	N/A
10-Plus Assists.....	N/A
Double-Double.....	N/A

QUICK HITS:

- Has not played during the 2010-11 season
- Missed first four game of the season while recoving from injury

Season and Career Bests

Points		FG's	
Season	--	Season	--
Career	--	Career	--
Rebounds		3PT FG's	
Season	--	Season	--
Career	--	Career	--
Assists		FT's	
Season	--	Season	--
Career	--	Career	--
Steals		Minutes	
Season	--	Season	--
Career	--	Career	--
Blocks			
Season	--		
Career	--		

Game-By-Game Stats

	Start	FG-A	3P-A	FT-A	Reb	PF	TP	A	TO	BK	S	Min
Georgia Southern												DNP - Injured
Liberty												DNP - Injured
Chicago State												DNP - Injured
Maine												DNP - Injured
Georgia												DNP
California												DNP
Wisconsin												DNP
Indiana State												DNP
Kentucky												DNP
Gonzaga												DNP
Stony Brook												DNP
UMBC												DNP
Georgetown												DNP
Syracuse												DNP
Connecticut												DNP
St. John's												DNP
Marquette												DNP
St. John's												DNP
Cincinnati												DNP
Marquette												DNP
Pittsburgh												DNP
DePaul												DNP
Rutgers												DNP
Louisville												DNP
USF												DNP
West Virginia												DNP
Providence												DNP
Seton Hall												DNP
Villanova												DNP
Connecticut												DNP
Cincinnati												DNP
Louisville												DNP

Career Stats vs. BIG EAST

Opponent	GP-GS	Min.	FG-A	3PT-A	FT-A	Reb.	A	PF	B	S	Pts.
Cincinnati	0-0	0	0-0	0-0	0-0	0/0.0	0	0	0	0	0/0.0
Connecticut	0-0	0	0-0	0-0	0-0	0/0.0	0	0	0	0	0/0.0
DePaul	0-0	0	0-0	0-0	0-0	0/0.0	0	0	0	0	0/0.0
Georgetown	0-0	0	0-0	0-0	0-0	0/0.0	0	0	0	0	0/0.0
Louisville	0-0	0	0-0	0-0	0-0	0/0.0	0	0	0	0	0/0.0
Marquette	0-0	0	0-0	0-0	0-0	0/0.0	0	0	0	0	0/0.0
Pittsburgh	0-0	0	0-0	0-0	0-0	0/0.0	0	0	0	0	0/0.0
Providence	0-0	0	0-0	0-0	0-0	0/0.0	0	0	0	0	0/0.0
Rutgers	0-0	0	0-0	0-0	0-0	0/0.0	0	0	0	0	0/0.0
St. John's	0-0	0	0-0	0-0	0-0	0/0.0	0	0	0	0	0/0.0
Seton Hall	0-0	0	0-0	0-0	0-0	0/0.0	0	0	0	0	0/0.0
USF	0-0	0	0-0	0-0	0-0	0/0.0	0	0	0	0	0/0.0
Syracuse	0-0	0	0-0	0-0	0-0	0/0.0	0	0	0	0	0/0.0
Villanova	0-0	0	0-0	0-0	0-0	0/0.0	0	0	0	0	0/0.0
West Virginia	0-0	0	0-0	0-0	0-0	0/0.0	0	0	0	0	0/0.0

Career Statistics

Season	GP-GS	Min	Avg	FG-A	Pct	3FG-A	Pct	FT-A	Pct	O-D-TOT	Avg	PF-FO	Ast	TO	Blk	Stl	Pts	Avg	
2010-11																			
TOTAL																			

Career BIG EAST Statistics

Season	GP-GS	Min	Avg	FG-A	Pct	3FG-A	Pct	FT-A	Pct	O-D-TOT	Avg	PF-FO	Ast	TO	Blk	Stl	Pts	Avg	
2010-11																			
TOTAL																			





23 Ben Hansbrough | Senior • 6-3 • 203 Poplar Bluff, Mo. • Poplar Bluff

Career Games With:

Double Figure Points79 (53 at ND)
 20-Plus Points.....22 (18 at ND)
 30-Plus Points.....2 (2 at ND)
 10-Plus Rebounds.....1 (1 at ND)
 10-Plus Assists3 (3 at ND)
 Double-Double3 (3 at ND)

QUICK HITS:

- Has started all 67 contests since putting on an Irish uniform
- Recorded his eighth career 20-point game in the season-opener against Georgia Southern
- Has reached double figures in points in 30 contests this season, including 15 times reaching the 20-point mark and twice reaching the 30-point mark
- Has led the team in scoring in 19 games this season
- Tied a then-career high with 5 three pointers against Liberty, marking the fourth time he had hit that many three's
- Set a new career high in three pointers against Chicago State, drilling 6-10 from beyond the arc
- Set a season high for assists on the season when he dished out 9 against Maine
- Posted best rebounding total of the season, recording an identical 6 boards in back-to-back games at the Old Spice Classic against California and Wisconsin
- Recorded then-career best 24 points against Indiana State, aided by knocking down a career high 8 field goals (8-12)
- Selected to the BIG EAST Weekly Honor Roll (Nov. 22, Jan. 24, Jan. 31, Feb. 7, Feb. 28, Mar. 6)
- Tied a then-career high with 10 FT's against Georgetown in the BIG EAST opener, going 10-10 en route to a 17-point performance
- Scored then-career high 26 points against St. John's (Jan. 8) on 8-15 shooting, including a perfect 6-6 from the FT line
- Named BIG EAST Player of The Week (Jan. 10)
- Reached double figures in 10 straight games (Wisconsin through St. John's) marking a personal best streak
- Connected on a career-best 11 free throws (11-12) against Cincinnati, scoring 13 points
- Scored career best 28 points against Marquette (Jan. 22) on 10-15 shooting, which also set a career high in made FG's
- Matched career high in free throws made (11) against Rutgers, en route to scoring 25 points
- Has reached 20+-point mark in three consecutive games (DePaul (24), Rutgers (25), Louisville (25))
- Named to Naismith Trophy Midseason 30
- Set a season best in rebounds with 7 against West Virginia, to go along with 19 points
- Set new career high with 32 points against Providence on 10-13 shooting, including 9-11 FT's
- Set new career highs in steals (5) and three pointers (7) on Senior Day against Villanova, scoring 30 points and dishing out 10 assists (matching career high)
- Selected as a unanimous choice for first team all-BIG EAST
- Named BIG EAST Player of the Year along with being chosen as a NABC and USBWA All-District V first team selection
- Named a USBWA Second Team All-American

Opponent	GP-GS	Min.	FG-A	3PT-A	FTA	Reb.	A	PF	B	S	Pts.
Cincinnati	4-4	153	16-36	5-19	19-23	16/4.0	25	8	0	5	56/14.0
Connecticut	4-4	145	19-44	10-22	14-18	16/4.0	12	16	1	7	62/15.5
DePaul	2-2	68	11-21	7-12	10-16	13/6.5	10	2	0	1	39/19.5
Georgetown	2-2	76	10-21	4-8	14-15	9/4.5	7	6	1	3	38/19.0
Louisville	3-3	132	16-47	10-28	17-24	21/7.0	10	8	0	4	59/19.7
Marquette	3-3	117	14-30	2-11	11-11	9/3.0	11	9	1	4	41/13.7
Pittsburgh	3-3	113	16-30	3-13	4-6	16/5.3	14	8	1	2	39/13.0
Providence	2-2	78	13-21	4-10	12-16	9/4.5	14	5	1	0	42/21.0
Rutgers	2-2	76	12-27	5-12	14-16	11/5.5	10	3	0	5	43/21.5
St. John's	3-3	113	19-33	9-19	10-10	12/4.0	8	11	0	4	57/19.0
Seton Hall	3-3	110	13-31	5-14	7-10	13/4.3	17	7	2	2	38/12.7
USF	3-3	92	10-25	3-10	5-9	10/3.3	13	7	0	2	28/9.3
Syracuse	2-2	68	7-20	4-15	3-3	4/2.0	7	6	0	2	21/10.5
Villanova	2-2	58	10-15	8-12	9-9	3/1.5	12	7	0	6	37/18.5
West Virginia	3-3	117	14-34	8-16	6-10	18/6.0	15	8	0	4	42/14.0

Season and Career Bests

Points	Season 32 (vs. Providence 2/23/11)	FG's	Season 10 (on two occasions)
Career 32 (vs. Providence 2/23/11)	Career 10 (on two occasions)	3PT FG's	Season 7 (vs. Villanova 2/28/11)
Rebounds	Season 7 (on three occasions)	Career 7 (vs. Villanova 2/28/11)	FT's
Career 10 (vs. DePaul 1/23/10)	Career 10 (on three occasions)	Season 11 (on two occasions)	Career 11 (on two occasions)
Assists	Season 10 (vs. Villanova 2/28/11)	Minutes	Season 45 (vs. Georgia 11/25/10)
Career 10 (on three occasions)	Career 5 (vs. Villanova 2/28/11)	Career 48 (vs. Louisville 2/17/10)	
Steals	Season 5 (vs. Villanova 2/28/11)		
Career 5 (vs. Villanova 2/28/11)			
Blocks	Season 1 (on three occasions)		
Career 1 (on eight occasions)			

Game-By-Game Stats

	Start	FG-A	3P-A	FT-A	Reb	PF	TP	A	TO	BK	S	Min
Georgia Southern	*	7-10	4-7	2-2	3	3	20	4	2	0	2	24
Liberty	*	7-13	5-8	0-0	2	3	19	4	1	0	1	34
Chicago State	*	7-13	6-10	2-5	5	2	22	6	2	0	0	30
Maine	*	2-7	1-2	6-6	2	2	11	9	3	0	0	30
Georgia	*	3-9	1-3	6-9	5	4	13	2	5	0	0	45
California	*	1-3	1-3	4-6	6	3	7	1	2	0	1	30
Wisconsin	*	4-10	1-4	1-1	6	2	10	1	1	0	1	38
Indiana State	*	8-12	4-5	4-4	2	2	24	5	4	0	1	33
Kentucky	*	7-15	5-9	2-3	0	4	21	2	3	0	1	38
Gonzaga	*	3-7	1-2	6-9	3	2	13	3	2	0	1	36
Stony Brook	*	4-14	2-7	4-4	4	2	14	8	0	0	1	28
UMBC	*	3-9	1-6	3-4	3	1	10	3	2	0	2	23
Georgetown	*	3-11	1-3	10-10	6	3	17	3	2	0	2	37
Syracuse	*	5-13	2-8	0-0	3	2	12	5	0	0	2	37
Connecticut	*	7-16	2-6	5-6	5	2	21	4	2	0	1	40
St. John's	*	8-15	4-9	6-6	4	4	26	3	2	0	4	37
Marquette	*	3-9	0-1	3-3	2	2	9	2	4	0	3	36
St. John's	*	6-10	2-6	4-4	4	4	18	2	3	0	0	34
Cincinnati	*	1-8	0-2	11-12	3	2	13	5	2	0	2	39
Marquette	*	10-15	2-5	6-6	5	3	28	6	0	1	0	39
Pittsburgh	*	8-14	1-6	2-3	4	3	19	7	5	0	1	39
DePaul	*	7-12	5-8	5-9	3	1	24	3	1	0	1	34
Rutgers	*	6-15	2-8	11-13	6	0	25	5	4	0	1	39
Louisville	*	9-17	5-10	2-4	6	4	25	2	4	0	1	41
USF	*	5-10	0-2	2-3	2	2	12	8	2	0	2	27
West Virginia	*	7-18	3-7	2-2	7	5	19	2	0	0	2	38
Providence	*	10-13	3-5	9-11	1	3	32	4	2	0	0	39
Seton Hall	*	7-15	2-5	5-7	7	2	21	2	1	1	1	38
Villanova	*	8-12	7-10	7-7	2	2	30	10	5	0	5	39
Connecticut	*	8-9	5-6	0-0	4	5	21	5	4	1	0	27
Cincinnati	*	8-11	2-5	5-5	4	0	23	6	2	0	1	36
Louisville	*	3-16	2-8	5-8	7	3	13	5	6	0	1	43

Career Statistics


Season	GP-GS	Min	Avg	FG-A	Pct	3FG-A	Pct	FT-A	Pct	O-D-TOT	Avg	PF-FO	Ast	TO	Blk	Stl	Pts	Avg
2006-07	35-9	827	23.6	75-175	.429	47-114	.440	58-74	.784	15-83-98	2.8	60-1	112	65	0	35	255	7.3
2007-08	30-28	1005	33.5	98-236	.415	62-173	.358	56-71	.789	20-95-115	3.8	68-2	77	48	2	31	314	10.5
2008-09																		
2009-10	35-35	1241	35.5	129-284	.454	67-162	.414	94-129	.729	29-107-136	3.9	82-2	153	63	5	37	419	12.0
2010-11	32-32	1128	35.2	185-381	.486	82-186	.441	140-172	.814	25-101-126	3.9	82-2	137	78	3	41	592	18.5
TOTAL	132-104	4201	31.8	487-1076	.453	258-635	.406	348-446	.780	89-386-475	3.6	292-7	479	254	10	144	1580	12.0

Did Not Play Due To Transfer Rules

Career BIG EAST Statistics

Season	GP-GS	Min	Avg	FG-A	Pct	3FG-A	Pct	FT-A	Pct	O-D-TOT	Avg	PF-FO	Ast	TO	Blk	Stl	Pts	Avg
2009-10	18-18	670	37.2	62-149	.416	31-86	.360	50-70	.714	18-69-87	4.8	52-2	76	36	3	19	205	11.4
2010-11	18-18	660	36.7	118-232	.509	46-107	.430	90-106	.849	14-60-74	4.1	49-2	78	43	3	28	372	20.7
TOTAL	36-36	1330	36.9	180-381	.472	77-193	.399	140-176	.795	32-129-161	4.5	101-4	154	79	6	47	577	16.0





25 Tom Knight | Sophomore • 6-10 • 253 Dixfield, Maine • Dirigo

Career Games With:

Double Figure Points.....	N/A
20-Plus Points.....	N/A
30-Plus Points.....	N/A
10-Plus Rebounds.....	N/A
10-Plus Assists.....	N/A
Double-Double.....	N/A

QUICK HITS:

- After sitting out last season, scored first points of Irish career against Georgia Southern in a 7-point, 4-rebound performance over his 9 minutes of game time
- Has seen playing time in 13 games on the year
- Recorded first block of Irish career against Chicago State
- Tied career bests in points (7), field goals (3), blocks (1) along with minutes (9), while also setting a new best with 5 rebounds against UMBC
- Saw time in first BIG EAST game of career against Syracuse
- Pulled down first BIG EAST rebound against Marquette (Jan. 10)
- Scored first career BIG EAST points, recording 2 pts. against DePaul on 1-1 shooting

Season and Career Bests

Points	7 (on two occasions)	FG's	3 (on two occasions)
Season	7 (on two occasions)	Season	3 (on two occasions)
Career	7 (on two occasions)	Career	3 (on two occasions)
Rebounds	5 (vs. UMBC 12/22/10)	3PT FG's	--
Season	5 (vs. UMBC 12/22/10)	Season	--
Career	5 (vs. UMBC 12/22/10)	Career	--
Assists	1 (on three occasions)	FT's	1 (on two occasions)
Season	1 (on three occasions)	Season	1 (on two occasions)
Career	1 (on three occasions)	Career	1 (on two occasions)
Steals	--	Minutes	9 (on two occasions)
Season	--	Season	9 (on two occasions)
Career	--	Career	9 (on two occasions)
Blocks	1 (on two occasions)		
Season	1 (on two occasions)		
Career	1 (on two occasions)		

Game-By-Game Stats

	Start	FG-A	3P-A	FT-A	Reb	PF	TP	A	TO	BK	S	Min
Georgia Southern		3-3	0-0	1-1	4	1	7	1	1	0	0	9
Liberty		0-1	0-0	0-0	1	0	0	1	0	0	0	1
Chicago State		0-2	0-0	0-0	2	0	0	0	0	1	0	7
Maine		1-2	0-0	0-0	0	0	2	0	0	0	0	6
Georgia												DNP
California												DNP
Wisconsin												DNP
Indiana State												DNP
Kentucky												DNP
Gonzaga												DNP
Stony Brook		0-2	0-0	0-0	1	0	0	0	0	0	0	4
UMBC		3-5	0-0	1-1	5	0	7	0	0	1	0	9
Georgetown												DNP
Syracuse		0-0	0-0	0-0	0	0	0	0	0	0	0	0+
Connecticut												DNP
St. John's												DNP
Marquette		0-0	0-0	0-0	1	0	0	0	0	0	0	2
St. John's		0-0	0-0	0-0	0	0	0	0	0	0	0	1
Cincinnati												DNP
Marquette												DNP
Pittsburgh												DNP
DePaul		1-1	0-0	0-0	0	0	2	0	0	0	0	2
Rutgers												DNP
Louisville												DNP
USF		0-2	0-0	0-0	0	0	0	0	0	0	0	5
West Virginia												DNP
Providence												DNP
Seton Hall												DNP
Villanova		0-0	0-0	0-0	1	1	0	1	0	0	0	1
Connecticut												DNP
Cincinnati		1-1	0-0	0-0	0	1	2	0	0	0	0	4
Louisville												DNP

Career Stats vs. BIG EAST

Opponent	GP-GS	Min.	FG-A	3PT-A	FT-A	Reb.	A	PF	B	S	Pts.
Cincinnati	1-0	4	1-1	0-0	0-0	0/0.0	0	1	0	0	2/2.0
Connecticut	0-0	0	0-0	0-0	0-0	0/0.0	0	0	0	0	0/0.0
DePaul	1-0	2	1-1	0-0	0-0	0/0.0	0	0	0	0	2/2.0
Georgetown	0-0	0	0-0	0-0	0-0	0/0.0	0	0	0	0	0/0.0
Louisville	0-0	0	0-0	0-0	0-0	0/0.0	0	0	0	0	0/0.0
Marquette	1-0	2	0-0	0-0	0-0	1/1.0	0	0	0	0	0/0.0
Pittsburgh	0-0	0	0-0	0-0	0-0	0/0.0	0	0	0	0	0/0.0
Providence	0-0	0	0-0	0-0	0-0	0/0.0	0	0	0	0	0/0.0
Rutgers	0-0	0	0-0	0-0	0-0	0/0.0	0	0	0	0	0/0.0
St. John's	1-0	0	0-0	0-0	0-0	0/0.0	0	0	0	0	0/0.0
Seton Hall	0-0	0	0-0	0-0	0-0	0/0.0	0	0	0	0	0/0.0
USF	1-0	5	0-2	0-0	0-0	0/0.0	0	0	0	0	0/0.0
Syracuse	1-0	0+	0-0	0-0	0-0	0/0.0	0	0	0	0	0/0.0
Villanova	1-0	1	0-0	0-0	0-0	1/1.0	1	1	0	0	0/0.0
West Virginia	0-0	0	0-0	0-0	0-0	0/0.0	0	0	0	0	0/0.0


Career Statistics

Season	GP-GS	Min	Avg	FG-A	Pct	3FG-A	Pct	FT-A	Pct	O-D-TOT	Avg	PF-FO	Ast	TO	Blk	Stl	Pts	Avg	
2009-10										Did Not Play									
2010-11	13-0	51	3.9	9-19	.474	0-0	.000	2-2	1.000	7-8-15	1.2	3-0	3	1	2	0	20	1.5	
TOTAL	13-0	51	3.9	9-19	.474	0-0	.000	2-2	1.000	7-8-15	1.2	3-0	3	1	2	0	20	1.5	

Career BIG EAST Statistics

Season	GP-GS	Min	Avg	FG-A	Pct	3FG-A	Pct	FT-A	Pct	O-D-TOT	Avg	PF-FO	Ast	TO	Blk	Stl	Pts	Avg	
2009-10										Did Not Play									
2010-11	6-0	11	1.8	1-3	.333	0-0	.000	0-0	.000	1-1-2	0.3	1-0	1	0	0	0	2	0.3	
TOTAL	6-0	11	1.8	1-3	.333	0-0	.000	0-0	.000	1-1-2	0.3	1-0	1	0	0	0	2	0.3	





32 Joey Brooks | Sophomore • 6-6 • 215 Houston, Texas • Strake Jesuit Prep School

Career Games With:

Double Figure Points	1
20-Plus Points	N/A
30-Plus Points	N/A
10-Plus Rebounds	N/A
10-Plus Assists	N/A
Double-Double	N/A

QUICK HITS:

- Has played in 24 games on season
- Recorded double-digit minutes of action in eight contests this season
- Played then-career high in minutes in the season opener against Georgia Southern, seeing 19 minutes of action (7 points, 3 rebounds)
- Also set career high in steals against Georgia Southern with 3
- Matched his career high of four rebounds against Chicago State
- Pulled down personal best four rebounds for second time on the season and third time of career, while setting passing off a career-high three assists against UMBC
- Made a season-best 5 free throws against St. John's (Jan. 8) in nine minutes of action
- Posted most minutes in career and in a BIG EAST game (24) against St. John's (Jan. 16)

Season and Career Bests

Points	7 (vs. Georgia Southern 11/12/10) 12 (vs. Bucknell 12/22/09)	FG's	3 (vs. Georgia Southern 11/12/10) 3 (on two occasions)
Rebounds	4 (on three occasions) 4 (on four occasions)	3PT FG's	1 (vs. Georgia Southern 11/12/10) 1 (on five occasions)
Assists	3 (vs. UMBC 12/22/10) 3 (vs. UMBC 12/22/10)	FT's	5 (vs. St. John's 1/8/11) 6 (vs. Bucknell 12/22/09)
Steals	3 (vs. Georgia Southern 11/12/10) 3 (vs. Georgia Southern 11/12/10)	Minutes	24 (vs. St. John's 1/16/11) 24 (vs. St. John's 1/16/11)
Blocks	-- --		

Game-By-Game Stats

	Start	FG-A	3P-A	FT-A	Reb	PF	TP	A	TO	BK	S	Min
Georgia Southern	3-7	1-4	0-0	3	2	7	2	1	0	0	3	19
Liberty	2-2	0-0	0-0	3	1	4	1	0	0	0	0	12
Chicago State	1-6	0-4	3-6	4	0	5	1	2	0	1	17	
Maine	0-0	0-0	0-0	0	2	0	1	1	0	0	0	9
Georgia	0-0	0-0	0-0	0	0	0	0	1	0	0	0	2
California	0-0	0-0	0-0	0	1	0	0	0	0	0	0	5
Wisconsin												DNP
Indiana State	0-0	0-0	2-4	3	1	2	1	0	0	0	0	11
Kentucky	0-0	0-0	0-0	0	0	0	0	0	0	0	0	4
Gonzaga	0-0	0-0	0-2	0	0	0	0	0	0	0	1	1
Stony Brook	3-5	0-0	0-0	2	2	6	1	2	0	0	0	10
UMBC	0-4	0-1	0-0	4	1	0	3	3	0	0	0	17
Georgetown												DNP
Syracuse	0-0	0-0	0-0	0	0	0	0	0	0	0	0	1
Connecticut	0-0	0-0	0-0	0	0	0	0	0	0	0	0	7
St. John's	0-0	0-0	5-8	1	1	5	0	1	0	0	0	9
Marquette	1-2	0-0	1-2	1	3	3	0	0	0	2	17	
St. John's	1-1	0-0	2-6	4	3	4	0	2	0	2	24	
Cincinnati	0-2	0-2	0-1	2	0	0	0	0	0	0	0	5
Marquette	0-0	0-0	0-2	0	0	0	0	0	0	0	0	1
Pittsburgh												DNP
DePaul	0-0	0-0	2-2	0	0	2	0	1	0	0	0	9
Rutgers	0-0	0-0	0-0	0	0	0	0	0	0	0	0	2
Louisville												DNP
USF	0-1	0-0	0-2	0	1	0	0	1	0	0	0	9
West Virginia	0-0	0-0	0-0	1	0	0	0	0	0	0	0	2
Providence	0-0	0-0	0-0	0	0	0	0	0	0	0	0	0+
Seton Hall												DNP
Villanova	0-0	0-0	0-0	0	0	0	0	0	0	0	0	1
Connecticut												DNP
Cincinnati	1-1	0-0	0-0	0	1	2	1	0	0	0	0	5
Louisville												DNP

Career Stats vs. BIG EAST

Opponent	GP-GS	Min.	FG-A	3PT-A	FT-A	Reb.	A	PF	B	S	Pts.
Cincinnati	4-0	13	2-4	1-3	0-1	3/0.8	1	1	0	0	5/1.3
Connecticut	3-0	8	0-0	0-0	0-0	1/0.3	1	2	0	0	0/0.0
DePaul	2-0	11	0-0	0-0	2-2	1/0.5	0	0	0	0	2/1.0
Georgetown	0-0	0	0-0	0-0	0-0	0/0.0	0	0	0	0	0/0.0
Louisville	1-0	2	0-0	0-0	0-0	0/0.0	0	1	0	0	0/0.0
Marquette	2-0	18	1-2	0-0	1-4	1/0.5	0	3	0	2	3/1.5
Pittsburgh	0-0	0	0-0	0-0	0-0	0/0.0	0	0	0	0	0/0.0
Providence	1-0	0	0-0	0-0	0-0	0/0.0	0	0	0	0	0/0.0
Rutgers	2-0	5	0-1	0-0	0-0	0/0.0	0	0	0	1	0/0.0
St. John's	3-0	38	1-1	0-0	9-16	5/1.7	0	4	0	2	11/3.7
Seton Hall	2-0	8	1-1	0-0	1-2	0/0.0	0	2	0	1	3/1.5
USF	1-0	9	0-1	0-0	0-2	0/0.0	0	1	0	0	0/0.0
Syracuse	1-0	1	0-0	0-0	0-0	0/0.0	0	0	0	0	0/0.0
Villanova	2-0	8	1-2	0-0	0-0	0/0.0	1	0	0	1	2/1.0
West Virginia	2-0	11	2-3	1-1	0-0	1/0.5	0	1	0	0	5/2.5


Career Statistics

Season	GP-GS	Min	Avg	FG-A	Pct	3FG-A	Pct	FT-A	Pct	O-D-TOT	Avg	PF-FO	Ast	TO	Blk	Stl	Pts	Avg
2009-10	22-0	86	3.9	15-31	.484	4-7	.571	11-16	.688	5-4-9	0.4	12-0	4	5	0	9	45	2.0
2010-11	25-0	199	8.0	12-31	.387	1-11	.091	15-35	.429	6-22-28	1.1	20-0	11	15	0	9	40	1.6
TOTAL	47-0	285	6.1	27-62	.435	5-18	.278	26-51	.510	11-26-37	0.8	32-0	15	20	0	18	85	1.8

Career BIG EAST Statistics

Season	GP-GS	Min	Avg	FG-A	Pct	3FG-A	Pct	FT-A	Pct	O-D-TOT	Avg	PF-FO	Ast	TO	Blk	Stl	Pts	Avg
2009-10	11-0	39	3.5	5-8	.625	2-2	1.000	3-4	.750	0-3-3	0.3	5-0	2	1	0	3	15	1.4
2010-11	13-0	87	6.7	2-6	.333	0-2	.000	10-23	.435	1-8-9	0.7	9-0	0	5	0	4	14	1.1
TOTAL	24-0	126	5.3	7-14	.500	2-4	.500	13-27	.481	1-11-12	0.5	14-0	2	6	0	7	29	1.2





33 Mike Broghammer | Sophomore • 6-9 • 248 Orono, Minn. • Hopkins

Career Games With:

Double Figure Points.....	N/A
20-Plus Points.....	N/A
30-Plus Points.....	N/A
10-Plus Rebounds.....	N/A
10-Plus Assists.....	N/A
Double-Double.....	N/A

QUICK HITS:

- Matched career high in points and minutes in season opener against Georgia Southern, recording 5 points in 11 minutes of action
- Set career high in rebounds against Chicago State, pulling down four boards in the contest
- Recorded first assist of season in a career-tying 11 minutes of action against UMBC
- Scored first points of BIG EAST season against Marquette (Jan. 10)
- Picked up first career BIG EAST block against St. John's (Jan. 16)

Season and Career Bests

Points	Season 5 (vs. Georgia Southern 11/12/10) Career 5 (on three occasions)	FG's	Season 2 (on two occasions) Career 2 (on five occasions)
Rebounds	Season 4 (vs. Chicago State 11/17/10) Career 4 (vs. Chicago State 11/17/10)	3PT FG's	Season -- Career 1 (vs. Bucknell 12/22/09)
Assists	Season 1 (vs. UMBC 12/22/10) Career 1 (on three occasions)	FT's	Season 1 (on two occasions) Career 1 (on six occasions)
Steals	Season -- Career 2 (vs. Louisville 2/17/10)	Minutes	Season 11 (on two occasions) Career 11 (on three occasions)
Blocks	Season 1 (on two occasions) Career 1 (on three occasions)		

Game-By-Game Stats

	Start	FG-A	3P-A	FT-A	Reb	PF	TP	A	TO	BK	S	Min
Georgia Southern		2-6	0-0	1-2	2	4	5	0	0	1	0	11
Liberty		0-1	0-0	0-0	1	0	0	0	0	0	0	1
Chicago State		2-4	0-0	0-2	4	3	4	0	1	0	0	10
Maine		0-0	0-0	0-0	0	0	0	0	1	0	0	4
Georgia												DNP
California												DNP
Wisconsin												DNP
Indiana State												DNP
Kentucky												DNP
Gonzaga		0-0	0-0	0-0	0	0	0	0	0	0	0	1
Stony Brook		2-4	0-0	0-0	0	0	4	0	0	0	0	9
UMBC		1-4	0-0	1-2	3	1	3	1	0	0	0	11
Georgetown												DNP
Syracuse		0-0	0-0	0-0	0	0	0	0	0	0	0	1
Connecticut												DNP
St. John's												DNP
Marquette		1-1	0-0	0-0	0	0	2	0	0	0	0	2
St. John's		0-0	0-0	0-0	0	0	0	0	0	1	0	2
Cincinnati												DNP
Marquette												DNP
Pittsburgh												DNP
DePaul												DNP
Rutgers												DNP
Louisville												DNP
USF												DNP
West Virginia												DNP
Providence												DNP
Seton Hall												DNP
Villanova												DNP
Connecticut												DNP
Cincinnati												DNP
Louisville												DNP

Career Stats vs. BIG EAST

Opponent	GP-GS	Min.	FG-A	3PT-A	FT-A	Reb.	A	PF	B	S	Pts.
Cincinnati	0-0	0	0-0	0-0	0-0	0/0.0	0	0	0	0	0/0.0
Connecticut	1-0	1	0-0	0-0	0-0	0/0.0	0	0	0	0	0/0.0
DePaul	0-0	0	0-0	0-0	0-0	0/0.0	0	0	0	0	0/0.0
Georgetown	0-0	0	0-0	0-0	0-0	0/0.0	0	0	0	0	0/0.0
Louisville	1-0	10	1-2	0-0	0-0	1/1.0	0	5	0	2	2/2.0
Marquette	1-0	2	1-1	0-0	0-0	0/0.0	0	0	0	0	2/2.0
Pittsburgh	1-0	3	0-1	0-0	0-0	0/0.0	0	0	0	0	0/0.0
Providence	0-0	0	0-0	0-0	0-0	0/0.0	0	0	0	0	0/0.0
Rutgers	0-0	0	0-0	0-0	0-0	0/0.0	0	0	0	0	0/0.0
St. John's	1-0	2	0-0	0-0	0-0	0/0.0	0	0	1	0	0/0.0
Seton Hall	0-0	0	0-0	0-0	0-0	0/0.0	0	0	0	0	0/0.0
USF	0-0	0	0-0	0-0	0-0	0/0.0	0	0	0	0	0/0.0
Syracuse	1-0	1	0-0	0-0	0-0	0/0.0	0	0	0	0	0/0.0
Villanova	0-0	0	0-0	0-0	0-0	0/0.0	0	0	0	0	0/0.0
West Virginia	0-0	0	0-0	0-0	0-0	0/0.0	0	0	0	0	0/0.0


Career Statistics

Season	GP-GS	Min	Avg	FG-A	Pct	3FG-A	Pct	FT-A	Pct	O-D-TOT	Avg	PF-FO	Ast	TO	Blk	Stl	Pts	Avg
2009-10	13-0	71	5.5	10-22	.455	1-4	.250	3-7	.429	8-6-14	1.1	13-1	2	4	1	4	24	1.8
2010-11	10-0	52	5.2	8-20	.400	0-0	.000	2-6	.333	6-4-10	1.0	8-0	1	2	2	0	18	1.8
TOTAL	23-0	123	5.3	18-42	.429	1-4	.250	5-13	.385	14-10-24	1.0	21-1	3	6	3	4	42	1.8

Career BIG EAST Statistics

Season	GP-GS	Min	Avg	FG-A	Pct	3FG-A	Pct	FT-A	Pct	O-D-TOT	Avg	PF-FO	Ast	TO	Blk	Stl	Pts	Avg
2009-10	3-0	14	4.7	1-3	.333	0-0	.000	0-0	.000	1-0-1	0.3	5-1	0	1	0	2	2	0.7
2010-11	3-0	5	1.7	1-1	1.000	0-0	.000	0-0	.000	0-0-0	0.0	0-0	0	0	0	0	2	0.7
TOTAL	6-0	19	3.2	2-4	.500	0-0	.000	0-0	.000	1-0-1	0.2	5-1	0	1	0	2	4	0.7





34 Carleton Scott | Senior • 6-8 • 218 San Antonio, Texas • James Madison

Career Games With:

Double Figure Points.....	24
20-Plus Points.....	2
30-Plus Points.....	N/A
10-Plus Rebounds.....	13
10-Plus Assists.....	N/A
Double-Double.....	10

QUICK HITS:

- Has started 36 contests for the Irish
- Has reached double figures in points 20 times this season, including a string of 10 consecutive (Chicago State through UMBC)
- Recorded first double-double of the season against Chicago State, posting 17 points (matched then-career high) along with a team-leading 11 rebounds
- Also matched then-career high in three-point field goals with three against the Cougars
- Tied career high in three pointers the following game against Maine, netting three more
- Posted back-to-back double-doubles at the Old Spice Classic against Georgia (11 pts., 11 rebs.) and California (16 pts., 10 rebs.) and finished tourney with 12 points against Wisconsin, earning a spot on All-Tournament Team
- Tied career high with 4 blocks against Indiana State, while also reaching double figures in the sixth-straight contest
- Set career high in points against Gonzaga with 23, aided by a career best 8 free throws
- Was a perfect 8-8 from the field and 4-4 from three-point range (20 points) while recording a then career-high five assists against Stony Brook
- Selected to the BIG EAST Weekly Honor Roll (Dec. 20, Feb. 14)
- Dished out a career-best 6 assists against UMBC
- Missed four straight games (Connecticut-St. John's) with hamstring injury
- Returned to action in reserve role against Cincinnati, scoring six points
- Returned to starting lineup against Marquette (Jan. 22), recording third double-double of season (11 pts., 10 rebs.)
- Connected on career-high five three pointers (5-6) against Pittsburgh, finishing with 16 points and nine rebounds
- Recorded fifth double-double of season with 12 point, 11 rebound performance versus Rutgers
- Scored 9 of 16 points in overtime period against Louisville to help Irish to win
- Posted sixth double-double of season with 13 points and 11 rebounds vs. USF in 78-55 win
- Recorded second consecutive double-double with 11 points, 11 rebounds vs. West Virginia (7th double-double of season)

Opponent	GP-GS	Min.	Career Stats vs. BIG EAST										
			FG-A	3PT-A	FT-A	Reb.	A	PF	B	S	Pts.		
Cincinnati	5-1	84	13-20	5-10	4-6	15/3.0	5	10	7	3	35/7.0		
Connecticut	5-2	93	9-22	5-13	2-4	19/3.8	6	5	4	1	25/5.0		
DePaul	2-1	40	3-12	0-6	2-2	6/3.0	3	2	2	0	8/4.0		
Georgetown	2-2	72	7-14	3-8	4-4	16/8.0	7	5	5	4	21/10.5		
Louisville	5-3	115	11-24	4-9	9-11	22/4.4	3	11	6	3	35/7.0		
Marquette	2-2	76	8-18	2-7	7-8	23/11.5	2	5	1	2	25/12.5		
Pittsburgh	3-2	87	10-18	7-9	1-1	14/4.7	2	10	2	1	28/9.3		
Providence	3-1	35	2-10	0-5	2-2	11/3.7	5	4	3	0	6/2.0		
Rutgers	2-1	34	4-6	2-2	2-2	11/5.5	0	2	3	1	12/6.0		
St. John's	2-0	28	3-6	1-2	0-0	6/3.0	3	4	1	0	7/3.5		
Seton Hall	3-2	65	9-18	1-6	2-2	21/7.0	1	8	3	2	21/7.0		
USF	3-1	50	6-12	3-6	1-1	17/5.7	4	6	4	1	16/5.3		
Syracuse	3-1	45	5-10	1-3	0-0	9/3.0	4	6	0	0	11/3.7		
Villanova	3-1	43	4-13	2-7	0-0	8/2.7	4	4	5	1	10/3.3		
West Virginia	3-2	74	7-18	5-12	0-0	16/5.3	3	4	3	1	19/6.3		

Season and Career Bests

Points	Season: 23 (vs. Gonzaga 12/11/10)	Career: 23 (vs. Gonzaga 12/11/10)	FG's	Season: 6 (on three occasions)	Career: 7 (vs. Georgetown 2/27/10)
Rebounds	Season: 11 (on four occasions)	Career: 14 (vs. Connecticut 3/3/10)	3PT FG's	Season: 5 (vs. Pittsburgh 1/24/11)	Career: 5 (vs. Pittsburgh 1/24/11)
Assists	Season: 6 (vs. UMBC 12/22/10)	Career: 6 (vs. UMBC 12/22/10)	FT's	Season: 8 (vs. Gonzaga 12/11/10)	Career: 8 (vs. Gonzaga 12/11/10)
Steals	Season: 2 (on two occasions)	Career: 2 (on three occasions)	Minutes	Season: 44 (vs. Louisville 3/11/11)	Career: 44 (vs. Louisville 3/11/11)
Blocks	Season: 4 (on two occasions)	Career: 4 (on three occasions)			

Game-By-Game Stats

	Start	FG-A	3P-A	FT-A	Reb	PF	TP	A	TO	BK	S	Min
Georgia Southern	*	2-3	0-1	2-2	7	4	6	4	0	0	1	20
Liberty	*	2-6	0-3	0-2	6	3	4	2	3	2	0	25
Chicago State	*	6-8	3-4	2-2	11	4	17	3	2	3	1	23
Maine	*	4-7	3-4	0-0	2	1	11	0	2	1	1	24
Georgia	*	5-12	1-6	0-0	11	5	11	3	4	0	0	38
California	*	5-17	0-9	6-6	10	1	16	2	1	3	2	35
Wisconsin	*	4-8	2-5	2-2	7	3	12	0	2	3	0	38
Indiana State	*	4-7	1-3	2-2	8	4	11	2	1	4	0	35
Kentucky	*	4-11	0-4	2-3	8	3	10	1	0	2	0	31
Gonzaga	*	6-9	3-5	8-9	4	1	23	2	1	1	0	21
Stony Brook	*	8-8	4-4	0-0	4	0	20	5	1	0	0	26
UMBC	*	4-7	2-4	2-2	4	0	12	6	1	3	1	22
Georgetown	*	0-6	0-4	4-4	7	2	4	4	1	2	2	37
Syracuse	*	4-5	1-2	0-0	0	3	9	2	2	0	0	25
Connecticut												DNP-injured
St. John's												DNP-injured
Marquette												DNP-injured
St. John's												DNP-injured
Cincinnati		2-2	2-2	0-0	2	2	6	1	1	1	1	15
Marquette	*	3-8	1-4	4-4	10	3	11	1	1	1	2	34
Pittsburgh	*	5-11	5-6	1-1	9	2	16	0	0	1	0	34
DePaul	*	3-10	0-5	2-2	5	2	8	3	2	2	0	32
Rutgers	*	4-6	2-2	2-2	11	2	12	0	0	3	1	34
Louisville	*	5-11	1-2	5-7	8	2	16	1	0	2	1	34
USF	*	5-11	2-5	1-1	11	4	13	3	3	2	1	33
West Virginia	*	4-11	3-7	0-0	11	2	11	1	3	2	1	39
Providence	*	2-10	0-5	2-2	10	2	6	5	2	3	0	32
Seton Hall	*	3-7	0-2	2-2	10	3	8	0	5	2	1	34
Villanova	*	4-12	2-6	0-0	6	1	10	3	0	2	0	30
Connecticut	*	5-10	3-7	0-0	3	2	13	2	0	0	0	38
Cincinnati	*	6-8	2-4	4-5	6	2	18	4	0	4	1	34
Louisville	*	4-8	2-5	0-0	7	4	10	1	1	0	1	44

Career Statistics

Season	GP-GS	Min	Avg	FG-A	Pct	3FG-A	Pct	FT-A	Pct	O-D-TOT	Avg	PF-FO	Ast	TO	Blk	Stl	Pts	Avg	
2007-08										Did Not Play									
2008-09	20-0	90	4.5	20-31	.645	3-7	.429	7-9	.778	6-17-23	1.2	10-0	7	2	3	5	50	2.5	
2009-10	34-9	641	18.9	68-138	.493	19-54	.352	16-21	.762	45-112-157	4.6	63-3	37	29	37	16	171	5.0	
2010-11	28-27	867	31.0	113-239	.473	45-120	.375	53-60	.883	39-159-198	7.1	67-1	61	37	50	18	324	11.6	
TOTAL	82-36	1598	19.5	201-408	.493	67-181	.370	76-90	.844	90-288-378	4.6	140-4	105	68	90	39	545	6.6	

Career BIG EAST Statistics

Season	GP-GS	Min	Avg	FG-A	Pct	3FG-A	Pct	FT-A	Pct	O-D-TOT	Avg	PF-FO	Ast	TO	Blk	Stl	Pts	Avg	
2007-08										Did Not Play									
2008-09	11-0	16	1.5	4-6	.667	1-2	.500	0-0	.000	0-5-5	0.5	3-0	0	0	1	0	9	0.8	
2009-10	17-5	317	18.6	29-65	.446	13-30	.433	9-13	.692	20-60-80	4.7	32-1	18	11	19	7	80	4.7	
2010-11	14-13	451	32.2	49-120	.408	22-59	.373	23-25	.920	22-81-103	7.4	32-0	26	20	23	10	143	10.2	
TOTAL	42-18	784	18.7	82-191	.429	36-91	.396	32-38	.842	42-146-188	4.5	67-1	44	31	43	17	232	5.5	





45 Jack Cooley | Sophomore • 6-9 • 244 Glenview, Ill. • Glenbrook South

Career Games With:

Double Figure Points.....	4
20-Plus Points.....	N/A
30-Plus Points.....	N/A
10-Plus Rebounds.....	N/A
10-Plus Assists.....	N/A
Double-Double.....	N/A

QUICK HITS:

- Played in all 32 games on the season
- Played 10+ minutes in 19 games on the season
- Recorded double figure points for the first time in Irish career against Georgia Southern, netting 11 points
- Set then career high in points (13) and field goals (6) against Maine, along with matching his career high in blocks with two
- Recorded season-best 18 minutes against Georgia in opening round of Old Spice Classic
- Matched career high with 2 steals against Gonzaga in 9 minutes of play
- Reached double digits for third time on season, scoring 10 points on 5-5 shooting in overtime win over Louisville
- Enjoyed career day in 78-55 win over USF, setting personal bests in points (18) and FG's (9), while tying high mark in rebounds (8) in 16 minutes of play
- For the third time in career dished off two assists, this time in 94-93 win over Providence
- Pulled down 13 rebounds (7 vs. Cincinnati, 6 vs. Louisville) in 30 minutes of play at the BIG EAST tournament

Opponent	GP-GS	Min.	FG-A	3PT-A	FT-A	Reb.	A	PF	B	S	Pts.
Cincinnati	3-0	21	2-3	0-0	0-0	7/2.3	0	2	2	0	4/1.3
Connecticut	4-0	40	3-7	0-0	1-2	14/3.5	0	5	0	1	7/1.8
DePaul	1-0	7	1-2	0-0	1-2	1/1.0	1	3	0	0	3/3.0
Georgetown	2-0	17	3-3	0-0	0-0	4/2.0	0	0	0	0	6/3.0
Louisville	3-0	51	8-8	0-0	0-1	14/4.7	0	10	3	3	16/5.3
Marquette	2-0	11	0-2	0-0	0-0	3/1.5	0	2	0	0	0/0.0
Pittsburgh	2-0	23	1-2	0-0	0-1	5/2.5	0	5	2	0	2/1.0
Providence	1-0	8	1-2	0-0	0-0	2/2.0	2	0	0	0	2/2.0
Rutgers	1-0	4	1-2	0-0	0-0	1/1.0	0	0	1	0	2/2.0
St. John's	3-0	29	2-5	0-0	3-6	8/2.7	0	4	2	1	7/2.3
Seton Hall	1-0	5	0-0	0-0	0-2	1/1.0	0	1	0	0	0/0.0
USF	2-0	16	9-10	0-0	0-1	8/4.0	0	2	1	1	18/9.0
Syracuse	1-0	12	2-3	0-0	0-0	2/2.0	0	2	1	0	4/4.0
Villanova	2-0	14	0-0	0-0	0-0	5/2.5	1	1	1	0	0/0.0
West Virginia	1-0	9	0-2	0-0	0-0	3/3.0	1	1	0	0	0/0.0

Season and Career Bests

Points	Season 18 (vs. USF 2/12/11)	FG's	Season 9 (vs. USF 2/12/11)
Career 18 (vs. USF 2/12/11)	Career 9 (vs. USF 2/12/11)	3PT FG's	Season --
Rebounds	Season 8 (vs. USF 2/12/11)	Career --	FT's
Career 8 (on two occasions)	Assists	Season 3 (on two occasions)	Career 3 (on two occasions)
Steals	Season 2 (on three occasions)	Career 2 (on three occasions)	Minutes
Career 2 (vs. Gonzaga 12/11/10)	Season 2 (on two occasions)	Career 2 (on two occasions)	Season 19 (vs. Louisville 3/11/11)
Blocks	Season 2 (on two occasions)	Career 2 (on three occasions)	Career 19 (on two occasions)

Game-By-Game Stats

	Start	FG-A	3P-A	FT-A	Reb	PF	TP	A	TO	BK	S	Min
Georgia Southern	4-5	0-0	3-3	6	2	11	1	0	1	0	16	
Liberty	0-0	0-0	0-0	4	2	0	0	2	0	0	12	
Chicago State	3-4	0-0	0-2	5	1	6	0	0	1	0	13	
Maine	6-7	0-0	1-1	5	2	13	0	2	2	0	14	
Georgia	2-5	0-0	3-4	4	0	7	2	0	0	0	18	
California	0-3	0-0	1-2	2	2	1	1	0	1	0	8	
Wisconsin	0-0	0-0	0-0	2	0	0	0	0	0	0	7	
Indiana State	0-0	0-0	0-0	0	1	0	0	0	0	0	1	
Kentucky	2-3	0-0	0-2	5	3	4	2	1	0	0	13	
Gonzaga	1-2	0-0	0-0	1	3	2	0	0	1	2	9	
Stony Brook	3-4	0-0	1-1	3	1	7	0	0	1	0	10	
UMBC	3-3	0-0	2-2	4	3	8	0	0	0	0	13	
Georgetown	1-1	0-0	0-0	1	0	2	0	0	0	0	5	
Syracuse	2-3	0-0	0-0	2	2	4	0	0	1	0	12	
Connecticut	1-2	0-0	0-0	6	2	2	0	0	0	1	18	
St. John's	2-3	0-0	1-2	6	2	5	0	1	1	1	18	
Marquette	0-2	0-0	0-0	3	0	0	0	0	0	0	9	
St. John's	0-2	0-0	2-4	2	2	2	0	0	1	0	10	
Cincinnati	0-0	0-0	0-0	0	1	0	0	1	1	0	9	
Marquette	0-0	0-0	0-0	0	2	0	0	1	0	0	2	
Pittsburgh	1-1	0-0	0-0	1	2	2	0	0	1	0	10	
DePaul	1-2	0-0	1-2	1	3	3	1	0	0	0	7	
Rutgers	1-2	0-0	0-0	1	0	2	0	0	1	0	4	
Louisville	5-5	0-0	0-0	3	2	10	0	0	0	0	13	
USF	9-10	0-0	0-1	8	1	18	0	0	1	1	16	
West Virginia	0-2	0-0	0-0	3	1	0	1	0	0	0	9	
Providence	1-2	0-0	0-0	2	0	2	2	0	0	0	8	
Seton Hall	0-0	0-0	0-2	1	1	0	0	1	0	0	3	
Villanova	0-0	0-0	0-0	5	1	0	1	0	1	0	11	
Connecticut	1-3	0-0	0-0	5	1	2	0	0	0	0	13	
Cincinnati	2-3	0-0	0-0	7	1	4	0	0	1	0	11	
Louisville	2-2	0-0	0-0	6	3	4	0	0	2	1	19	

Career Statistics

Season	GP-GS	Min	Avg	FG-A	Pct	3FG-A	Pct	FT-A	Pct	O-D-TOT	Avg	PF-FO	Ast	TO	Blk	Stl	Pts	Avg
2009-10	21-0	111	5.3	8-20	.400	0-0	.000	4-12	.333	22-15-37	1.8	19-1	1	4	5	3	20	1.0
2010-11	32-0	341	10.7	53-81	.654	0-0	.000	15-28	.536	51-53-104	3.3	47-0	11	9	18	7	121	3.8
TOTAL	53-0	452	8.5	61-101	.604	0-0	.000	19-40	.475	73-68-141	2.7	66-1	12	13	23	10	141	2.7

Career BIG EAST Statistics


Season	GP-GS	Min	Avg	FG-A	Pct	3FG-A	Pct	FT-A	Pct	O-D-TOT	Avg	PF-FO	Ast	TO	Blk	Stl	Pts	Avg
2009-10	9-0	59	6.6	4-6	.667	0-0	.000	1-4	.250	7-8-15	1.7	14-1	0	1	2	2	9	1.0
2010-11	18-0	177	9.8	25-40	.625	0-0	.000	4-11	.364	23-27-50	2.8	23-0	5	4	8	3	54	3.0
TOTAL	27-0	236	8.7	29-46	.630	0-0	.000	5-15	.333	30-35-65	2.4	37-1	5	5	10	5	63	2.3



GAME #1	NOTRE DAME		98								
	GEORGIA SOUTHERN		61								
November 12, 2010 • Notre Dame, Ind.											
Purcell Pavilion at the Joyce Center											
Georgia Southern	FG-A	3FG-A	FTA	REB	PF	TP	A	TO	BK	ST	MIN
Marvin Baynham	1-2	0-0	0-0	1-3-4	5	2	0	1	0	0	18
Cameron Baskerville	0-2	0-1	0-0	0-0-0	3	0	1	2	1	1	13
Ben Drayton III	3-10	2-6	2-2	0-3-0	0	10	4	5	0	1	35
Eric Ferguson	6-11	0-1	14-16	2-3-5	4	26	1	5	0	1	37
Jelani Hewitt	1-6	1-4	0-1	1-1-2	4	3	2	2	0	1	23
Rory Spencer	5-10	0-0	8-13	2-5-7	3	18	2	1	2	1	34
Tre Bussey	0-6	0-2	0-0	2-3-5	2	0	1	1	0	0	28
Zuri James	0-1	0-1	2-2	0-0-0	0	2	0	0	0	0	3
Sam Mike	0-0	0-0	0-0	0-0-0	3	0	0	0	0	0	9
Team	0-1-1										
Totals	16-48	3-15	26-34	8-19-27	24	61	11	17	3	4	200
Total FG%	1st Half: 5-23, 21.7%		2nd Half: 11-25, 44.0%		Game: 33.3%						
3-PT FG%	1st Half: 1-10, 10.0%		2nd Half: 2-5, 40.0%		Game: 20.0%						
FT %	1st Half: 12-15, 80.0%		2nd Half: 14-19, 73.7%		Game: 76.5%						
Deadball Rebounds: 3											
Notre Dame	FG-A	3FG-A	FTA	REB	PF	TP	A	TO	BK	ST	MIN
Tyrone Nash	2-3	0-0	3-4	0-2-2	2	7	1	1	0	1	22
Tim Abramaitis	2-13	1-7	5-6	1-4-5	1	10	3	1	0	1	22
Carleton Scott	2-3	0-1	2-2	1-6-7	4	6	4	0	0	1	20
Scott Martin	2-7	0-3	3-3	1-4-5	4	7	2	2	0	0	22
Ben Hansbrough	7-10	4-7	2-2	0-3-3	3	20	4	2	0	2	24
Eric Atkins	4-4	1-1	0-0	0-3-3	1	9	3	2	0	0	22
Tom Kopko	0-2	0-1	0-0	1-0-1	0	0	0	0	0	0	3
Alex Dragicevich	2-5	1-2	4-4	1-2-3	1	9	0	0	0	0	10
Tom Knight	3-3	0-0	1-1	3-1-4	1	7	1	1	0	0	9
Joey Brooks	3-7	1-4	0-0	2-1-3	2	7	2	1	0	3	19
Mike Broghammer	2-6	0-0	1-2	2-0-2	4	5	0	0	1	0	11
Jack Cooley	4-5	0-0	3-3	4-2-6	2	11	1	0	1	1	16
Team	1-1-2										
Totals	33-68	8-26	24-27	17-29-46	25	98	21	10	2	8	200
Total FG%	1st Half: 20-33, 60.6%		2nd Half: 13-35, 37.1%		Game: 48.5%						
3-PT FG%	1st Half: 5-13, 38.5%		2nd Half: 3-13, 23.1%		Game: 30.8%						
FT %	1st Half: 17-19, 89.5%		2nd Half: 7-8, 87.5%		Game: 88.9%						
Deadball Rebounds: 2											
SCORE BY PERIODS	1		2		F						
Georgia Southern	23	38	61								
Notre Dame	62	36	98								
OFFICIALS: William McCarthy, Mike Roberts, Chris Beaver											
TECHNICALS: Georgia Southern - None. Notre Dame - None.											
ATTENDANCE: 8,165											
Notes: Notre Dame improved to 88-18 all-time in season openers and 37-6 in openers at Purcell Pavilion ... The Irish are 11-0 all-time in season opener under Mike Brey ... Notre Dame improved to 20-1 all-time against team from the Southern Conference ... Notre Dame's 98 points were the highest point-total in a season-opening game since a 99-53 victory over New Hampshire to open the 2001-02 campaign ... The 37-point win was the largest point in a season opener since a 43-point win (92-49) against IPFW to start the 2006-07 season ... The 62 first-half points matched the most in a first half under Mike Brey ... Notre Dame held Georgia Southern to just five field goals in the first half which matched the fewest by an Irish team under Brey ... Ben Hansbrough scored his 1,000 career point and topped the 20-plus point mark for the eighth time in his career ... Jack Cooley's 11 points were a career high and the first time that he had scored in double figures.											

GAME #3	NOTRE DAME		102								
	CHICAGO STATE		62								
November 17, 2010 • Notre Dame, Ind.											
Purcell Pavilion at the Joyce Center											
Chicago State	FG-A	3FG-A	FTA	REB	PF	TP	A	TO	BK	ST	MIN
Carl Montgomery	6-16	1-2	1-2	3-4-7	2	14	0	2	0	1	29
Hajji Martin	4-6	0-0	6-10	3-5-8	3	14	0	1	0	1	22
Christian Wall	4-12	2-5	4-4	0-4-4	4	14	5	2	1	2	35
Victor Scott	3-7	2-6	1-2	0-0-0	3	9	4	0	0	0	31
Antonio Lofton	0-3	0-2	1-2	0-1-1	3	1	4	3	0	0	18
Steve Martin Jr.	0-0	0-0	0-0	0-0-0	0	0	1	1	0	0	9
Ardarius Simmons	1-4	0-1	0-0	0-1-1	2	2	2	2	0	0	18
Jonathan Montgomery	3-9	2-4	0-0	0-1-1	4	8	1	0	0	1	24
Quincy Ukaigwe	0-3	0-0	0-0	0-3-3	3	0	0	0	0	0	11
Pawal Kielbasa	0-1	0-0	0-0	0-1-1	1	0	0	0	0	0	3
Team	1-1-2										
Totals	21-61	7-20	13-20	7-21-28	25	62	17	11	1	5	200
Total FG%	1st Half: 10-31, 32.3%		2nd Half: 11-30, 36.7%		Game: 34.4%						
3-PT FG%	1st Half: 6-14, 42.9%		2nd Half: 1-6, 16.7%		Game: 35.0%						
FT %	1st Half: 5-8, 62.5%		2nd Half: 8-12, 66.7%		Game: 65.0%						
Deadball Rebounds: 1											
Notre Dame	FG-A	3FG-A	FTA	REB	PF	TP	A	TO	BK	ST	MIN
Tyrone Nash	4-6	0-0	3-4	6-4-10	2	11	7	1	0	0	26
Tim Abramaitis	6-15	1-8	8-9	3-7-10	0	21	7	0	1	1	30
Carleton Scott	6-8	3-4	2-2	2-9-11	4	17	3	2	3	1	23
Eric Atkins	4-7	2-4	2-2	1-2-3	3	12	5	1	0	0	32
Ben Hansbrough	7-13	6-10	2-5	1-4-5	2	22	6	2	0	0	30
Tom Kopko	0-2	0-1	0-0	1-0-1	0	0	0	0	0	0	7
Alex Dragicevich	1-2	0-0	2-2	0-1-1	0	4	0	0	0	0	7
Tom Knight	0-2	0-0	0-0	0-2-2	0	0	0	0	1	0	7
Joey Brooks	1-6	0-4	3-6	1-3-4	0	5	1	2	0	1	17
Mike Broghammer	2-4	0-0	0-2	2-2-4	3	4	0	1	0	0	10
Jack Cooley	3-4	0-0	0-2	3-2-5	1	6	0	0	1	0	13
Team	0-3-3										
Totals	34-69	12-31	22-34	20-39-59	15	102	29	9	6	3	200
Total FG%	1st Half: 18-33, 54.5%		2nd Half: 16-36, 44.4%		Game: 49.3%						
3-PT FG%	1st Half: 4-15, 26.7%		2nd Half: 8-16, 50.0%		Game: 38.7%						
FT %	1st Half: 12-20, 60.0%		2nd Half: 10-14, 71.4%		Game: 64.7%						
Deadball Rebounds: 6											
SCORE BY PERIODS	1		2		F						
Chicago State	31	31	62								
Notre Dame	52	50	102								
OFFICIALS: Paul Janssen, Gene Steratore, Lamar Simpson											
TECHNICALS: Chicago State - None. Notre Dame - None.											
ATTENDANCE: 6,252											
Notes: Eric Atkins started in place of Scott Martin who missed the game due to back spasms ... It marked the first time an Irish freshman had started a game since the 2006-07 season ... Ben Hansbrough topped the 20-point mark for the second time this season and ninth time in his career ... He also has reached double figures in 52 career outings (26 times at Notre Dame) ... His six three-pointers were a career high ... Tim Abramaitis and Tyrone Nash each notched their second career double doubles ... Carleton Scott posted his fourth career double ... Notre Dame had three players with double doubles for the first time since Jan. 23, 2010 vs. DePaul ... Abramaitis registered his ninth career 20-plus point outing ... Notre Dame recorded its first 40-plus point victory since a 108-62 victory over Northern Illinois on Dec. 8, 2007 ... Notre Dame reached the 100-plus point mark for the 13th time during the Mike Brey era ... The Irish improved to 33-0 all-time in home games at Purcell Pavilion at the Joyce Center during the month of November under Brey.											

GAME #2	NOTRE DAME		72								
	LIBERTY		51								
November 14, 2010 • Notre Dame, Ind.											
Purcell Pavilion at the Joyce Center											
Liberty	FG-A	3FG-A	FTA	REB	PF	TP	A	TO	BK	ST	MIN
Sommy Ogukwe	1-2	0-0	0-2	0-3-3	4	2	0	0	0	0	12
Evon Gordon	3-16	1-9	2-3	1-2-3	4	9	4	3	0	0	32
Dan Minaya	5-10	0-1	2-2	2-2-4	0	12	0	1	0	0	23
John Brown	5-11	0-0	0-0	5-7-12	4	10	2	3	0	3	33
Jesse Sanders	2-5	0-2	0-0	1-4-5	2	4	5	3	0	0	29
Chene Phillips	2-3	1-1	0-0	1-0-1	1	5	1	1	0	0	12
James Spencer	0-0	0-0	0-0	0-0-0	0	0	1	0	0	0	2
Jeremy Anderson	0-0	0-0	0-0	0-0-0	1	0	0	1	0	0	8
Joel Vander Pol	0-1	0-0	0-0	0-0-0	4	0	0	0	0	0	6
Antwan Burrus	0-3	0-0	0-0	0-1-1	5	0	1	2	1	0	19
John Caleb Sanders	3-5	3-4	0-0	1-0-1	1	9	0	1	0	0	10
Carle McCasters	0-3	0-0	0-0	1-2-3	0	0	0	0	1	0	14
Team	2-1-3										
Totals	21-59	5-17	4-7	14-22-36	26	51	14	15	2	3	200
Total FG%	1st Half: 10-26, 38.5%		2nd Half: 11-33, 33.3%		Game: 35.6%						
3-PT FG%	1st Half: 2-8, 25.0%		2nd Half: 3-9, 33.3%		Game: 29.4%						
FT %	1st Half: 0-0, 00.0%		2nd Half: 4-7, 57.1%		Game: 57.1%						
Deadball Rebounds: 1											
Notre Dame	FG-A	3FG-A	FTA	REB	PF	TP	A	TO	BK	ST	MIN
Tyrone Nash	2-4	0-0	12-15	4-5-9	0	16	1	1	0	0	28
Tim Abramaitis	4-12	2-9	3-4	1-6-7	2	13	0	2	1	2	34
Carleton Scott	2-6	0-3	0-2	2-4-6	3	4	2	3	2	0	25
Scott Martin	2-9	1-5	1-4	2-1-3	0	6	3	2	1	1	29
Ben Hansbrough	7-13	5-8	0-0	0-2-2	3	19	4	1	0	1	34
Eric Atkins	4-7	2-3	0-0	0-1-1	0	10	4	1	0	0	22
Tom Kopko	0-0	0-0	0-0	0-0-0	0	0	0	0	0	0	1
Alex Dragicevich	0-0	0-0	0-0	0-0-0	0	0	0	0	0	0	1
Tom Knight	0-1	0-0	0-0	1-0-1	0	0	1	0	0	0	1
Joey Brooks	2-2	0-0	0-0	1-2-3	1	4	1	0	0	0	12
Mike Broghammer	0-1	0-0	0-0	1-0-1	0	0	0	0	0	0	1
Jack Cooley	0-0	0-0	0-0	2-2-4	0	0	0	2	0	0	12
Team	1-1-2										
Totals	23-55	10-28	16-25	16-26-42	11	72	16	12	4	4	200
Total FG%	1st Half: 12-27, 44.4%		2nd Half: 11-28, 39.3%		Game: 41.8%						
3-PT FG%	1st Half: 7-15, 46.7%		2nd Half: 3-13, 23.1%		Game: 35.7%						
FT %	1st Half: 10-15, 66.7%		2nd Half: 6-10, 60.0%		Game: 64.0%						

GAME #5		NOTRE DAME	89
		GEORGIA	83

November 25, 2010 • Orlando, Fla. (Old Spice Classic)
HP Fieldhouse at the ESPN Wide World of Sports Complex

Georgia	FG-A	3FG-A	FTA	REB	PF	TP	A	TO	BK	ST	MIN
Chris Barnes	1-1	0-0	0-0	1-4-5	3	2	0	0	0	1	19
Jeremy Price	0-0	0-0	3-4	1-3-4	5	3	1	0	1	1	20
Travis Leslie	9-16	1-3	4-6	5-4-9	4	23	3	2	0	5	47
Dustin Ware	3-13	3-13	0-0	0-1-1	2	9	5	1	0	1	45
Gerald Robinson	7-18	2-8	0-3	2-0-2	4	16	5	3	0	0	44
Marcus Thornton	1-1	0-0	0-0	0-0-0	0	2	0	1	0	0	4
Matt Bucklin	0-0	0-0	0-0	0-0-0	0	0	0	0	0	0	0+
Donte Williams	0-0	0-0	0-0	0-0-0	0	0	0	0	0	0	3
Connor Nolte	3-4	0-1	1-1	0-2-2	5	7	2	0	0	1	24
Sherrard Brantley	3-7	2-5	0-0	0-1-1	1	8	0	1	0	0	11
Trey Thompkins	5-13	1-4	2-6	2-8-10	3	13	3	4	3	1	33
Team				5-0-5							
Totals	32-73	9-34	10-20	16-23-39	27	83	19	12	4	9	250
Total FG%	1st Half: 15-29, 51.7%		2nd Half: 10-27, 37.0%		OT: 7-17, 41.2%						Game: 43.8%
3-PT FG%	1st Half: 4-14, 28.6%		2nd Half: 3-13, 23.1%		OT: 2-7, 28.6%						Game: 26.5%
FT %	1st Half: 3-3, 100.0%		2nd Half: 2-12, 16.7%		OT: 5-5, 100.0%						Game: 50.0%
Deadball Rebounds:	4										

Notre Dame	FG-A	3FG-A	FTA	REB	PF	TP	A	TO	BK	ST	MIN
Tyrone Nash	5-11	0-0	8-12	2-4-6	1	18	2	1	1	1	37
Tim Abromaitis	6-11	4-5	9-12	0-6-6	4	25	0	2	0	1	46
Carleton Scott	5-12	1-6	0-0	2-9-11	5	11	3	4	0	0	38
Scott Martin	2-3	0-1	2-4	0-2-2	1	6	0	2	0	0	26
Ben Hansbrough	3-9	1-3	6-9	3-2-5	4	13	2	5	0	0	45
Eric Atkins	3-6	1-2	2-2	1-3-4	1	9	1	1	0	0	38
Joey Brooks	0-0	0-0	0-0	0-0-0	0	0	0	1	0	0	2
Jack Cooley	2-5	0-0	3-4	3-1-4	0	7	2	0	0	0	18
Team				2-2-4							
Totals	26-57	7-17	30-43	13-29-42	16	89	10	16	1	2	250
Total FG%	1st Half: 9-24, 37.5%		2nd Half: 11-19, 57.9%		OT: 6-14, 42.9%						Game: 45.6%
3-PT FG%	1st Half: 3-10, 30.0%		2nd Half: 2-3, 66.7%		OT: 2-4, 50.0%						Game: 41.2%
FT %	1st Half: 4-8, 50.0%		2nd Half: 13-21, 61.9%		OT: 13-14, 92.9%						Game: 69.8%
Deadball Rebounds:	8;2										

SCORE BY PERIODS	1	2	OT	OT2	F
Georgia	37	25	7	14	83
Notre Dame	25	37	7	20	89

OFFICIALS: John Higgins, Marc Ellard, Rick Hartzell
TECHNICALS: Georgia - None. Notre Dame - None.
ATTENDANCE: 2,973

Notes: This was just the second meeting ever between the Irish and Bulldogs ... Mike Brey improved to 9-7 all-time versus teams from the SEC ... The Irish improved to 16-6 in in-season tournaments under Brey ... Notre Dame trailed at halftime for the first time this season and trailed by as many as 13 points in the second half ... The Irish used a 11-0 run to take the lead with 8:38 remaining ... The Irish improved to 6-7 all-time in overtime contests under Brey and this was the sixth double-overtime contest ... Notre Dame's last double-overtime victory was a 93-92 win over Georgetown at home on Dec. 1, 2003 ... Tim Abromaitis' 25 points marked the first time in his career that he scored 20-plus points in three consecutive games ... Tyrone Nash's 18 points marked a career high ... Carleton Scott registered his second double-double in the last three games.

GAME #7		NOTRE DAME	58
		WISCONSIN	51

November 28, 2010 • Orlando, Fla. (Old Spice Classic)
HP Fieldhouse at the ESPN Wide World of Sports Complex


Wisconsin	FG-A	3FG-A	FTA	REB	PF	TP	A	TO	BK	ST	MIN
Jon Leuer	6-16	3-7	4-4	1-4-5	1	19	1	2	0	1	38
Mike Bruesewitz	0-2	0-0	0-0	2-0-2	4	0	0	0	0	0	16
Keaton Nankivil	4-7	1-3	0-0	2-2-4	3	9	2	0	5	2	34
Jordan Taylor	6-19	2-7	0-0	0-4-4	5	14	5	1	0	0	38
Josh Gasser	0-3	0-1	0-0	0-3-3	5	0	2	0	0	0	22
Ben Brust	0-0	0-0	0-0	0-0-0	1	0	0	0	0	0	0+
Ryan Evans	1-3	0-0	0-0	1-4-5	1	2	1	0	0	0	16
Tim Jarmusz	1-4	1-4	0-0	0-1-1	1	3	1	0	0	2	21
Rob Wilson	0-1	0-1	0-0	0-3-3	0	0	2	0	0	0	9
Jared Berggren	2-2	0-0	0-0	0-1-1	1	4	0	1	0	0	6
Team				0-0-0							
Totals	20-57	7-23	4-4	6-22-28	22	51	14	4	5	5	200
Total FG%	1st Half: 9-31, 29.0%		2nd Half: 11-26, 42.3%		Game: 35.1%						
3-PT FG%	1st Half: 1-10, 10.0%		2nd Half: 6-13, 46.2%		Game: 30.4%						
FT %	1st Half: 0-0, 00.0%		2nd Half: 4-4, 100.0%		Game: 100.0%						
Deadball Rebounds:	1;1										

Notre Dame	FG-A	3FG-A	FTA	REB	PF	TP	A	TO	BK	ST	MIN
Tyrone Nash	2-9	0-0	4-7	4-2-6	1	8	3	2	0	0	26
Tim Abromaitis	3-11	0-2	4-4	1-8-9	2	10	0	2	0	0	36
Carleton Scott	4-8	2-5	2-2	2-5-7	3	12	0	2	3	0	38
Scott Martin	1-4	0-0	4-5	2-5-7	0	6	1	0	0	0	27
Ben Hansbrough	4-10	1-4	1-1	2-4-6	2	10	1	1	0	1	38
Eric Atkins	3-6	1-3	5-6	0-3-3	0	12	2	2	0	0	28
Jack Cooley	0-0	0-0	0-0	1-1-2	0	0	0	0	0	0	7
Team				1-2-3							
Totals	17-48	4-14	20-25	13-30-43	8	58	7	9	3	1	200
Total FG%	1st Half: 7-22, 31.8%		2nd Half: 10-26, 38.5%		Game: 35.4%						
3-PT FG%	1st Half: 3-7, 42.9%		2nd Half: 1-7, 14.3%		Game: 28.6%						
FT %	1st Half: 5-7, 71.4%		2nd Half: 15-18, 83.3%		Game: 80.0%						
Deadball Rebounds:	0										

SCORE BY PERIODS	1	2	F
Wisconsin	19	32	52
Notre Dame	22	36	58

OFFICIALS: John Higgins, Rick Crawford, Mike Stephens
TECHNICALS: Wisconsin - None. Notre Dame - None.
ATTENDANCE: 3,428

Notes: Notre Dame's win against Wisconsin to claim the 2010 Old Spice Classic title was the first in-season tournament championship for the Irish since winning the BB&T Classic in 2002 ... The win helped Notre Dame match its best start (7-0) under Mike Brey ... The Irish and Badgers met for the 28th time and the first time since Dec. 11, 1968 ... Notre Dame now leads the all-time series 18-10 ... The Irish improved to 18-6 under Mike Brey in in-season tournaments ... Eric Atkins matched his career-high with 12 points ... Notre Dame trailed by 11 (43-32) with 10:40 to play and then closed out the game with a 26-8 run ... The Irish held the Badgers to just one field goal in the final 4:18 of the contest ... Scott and Tim Abromaitis were named to the All-Tournament Team and Abromaitis was also named the tournament's Most Valuable Player.


GAME #6		NOTRE DAME	57
		CALIFORNIA	44

November 26, 2010 • Orlando, Fla. (Old Spice Classic)
HP Fieldhouse at the ESPN Wide World of Sports Complex

Notre Dame	FG-A	3FG-A	FTA	REB	PF	TP	A	TO	BK	ST	MIN
Tyrone Nash	4-11	0-0	3-6	1-4-5	4	11	3	4	1	1	33
Tim Abromaitis	2-10	0-4	3-5	3-8-11	1	7	2	1	2	0	37
Carleton Scott	5-17	0-9	6-6	0-10-10	1	16	2	1	3	2	35
Scott Martin	2-8	0-3	7-8	1-5-6	1	11	1	0	1	0	26
Ben Hansbrough	1-3	1-3	4-6	1-5-6	3	7	1	2	0	1	30
Eric Atkins	1-2	0-1	2-4	0-0-0	2	4	2	1	0	0	26
Joey Brooks	0-0	0-0	0-0	0-0-0	1	0	0	0	0	0	5
Jack Cooley	0-3	0-0	1-2	1-1-2	2	1	1	0	0	0	8
Team				4-1-5							
Totals	15-54	1-20	26-37	11-34-45	15	57	12	10	8	4	200
Total FG%	1st Half: 9-32, 28.1%		2nd Half: 6-22, 27.3%		Game: 27.8%						
3-PT FG%	1st Half: 0-13, 00.0%		2nd Half: 1-7, 14.3%		Game: 5.0%						
FT %	1st Half: 3-5, 60.0%		2nd Half: 23-32, 71.9%		Game: 70.3%						
Deadball Rebounds:	4;1										

California	FG-A	3FG-A	FTA	REB	PF	TP	A	TO	BK	ST	MIN
Harper Kamp	3-10	0-0	3-4	1-6-7	4	9	1	4	1	0	27
Markhuri Sanders-Frison	1-6	0-0	1-2	0-9-9	5	3	0	0	1	0	24
Jorge Gutierrez	3-13	1-2	0-0	0-3-3	3	7	4	4	1	2	36
Gary Franklin	3-14	3-12	0-0	0-2-2	4	9	3	2	0	0	28
Allon Crabbe	3-8	2-6	2-2	2-8-10	3	10	0	1	1	0	34
Nigel Carter	0-1	0-0	0-0	0-0-0	3	0	0	0	1	0	8
Brandon Smith	1-2	0-0	0-0	0-2-2	1	2	0	2	0	1	13
Bak Bak	0-0	0-0	0-0	0-1-1	1	0	0	0	0	0	2
Richard Solomon	2-7	0-1	0-1	4-2-6	4	4	0	2	1	1	25
Emerson Murray	0-0	0-0	0-0	0-0-0	0	0	0	0	0	0	3
Team				3-1-4							
Totals	16-61	6-21	6-9	10-34-44	28	44	8	15	6	4	200
Total FG%	1st Half: 2-25, 8.0%		2nd Half: 14-36, 38.9%		Game: 26.2%						
3-PT FG%	1st Half: 0-8, 25.0%		2nd Half: 6-13, 46.2%		Game: 28.6%						
FT %	1st Half: 1-2, 50.0%		2nd Half: 5-7, 71.4%		Game: 66.7%						
Deadball Rebounds:	3;1										

SCORE BY PERIODS	1	2	F
Notre Dame	21	36	57
California	5		

GAME #9		NOTRE DAME	58
		KENTUCKY	72

December 8, 2010 • Louisville, Ky. (SEC/BIG EAST Invitational)

Freedom Hall

Notre Dame	FG-A	3FG-A	FT-A	REB	PF	TP	A	TO	BK	ST	MIN
Tyrone Nash	3-7	0-0	2-4	1-12	2	8	1	4	0	1	25
Tim Abromaitis	1-7	0-4	2-2	1-7-8	1	4	2	1	1	0	31
Carleton Scott	4-11	0-4	2-3	2-6-8	3	10	1	0	2	0	31
Scott Martin	3-8	1-4	0-0	1-4-5	4	7	1	0	0	0	27
Ben Hansbrough	7-15	5-9	2-3	0-0-0	4	21	2	3	0	0	38
Eric Atkins	0-4	0-2	4-6	3-2-5	2	4	4	1	0	0	31
Joey Brooks	0-0	0-0	0-0	0-0-0	0	0	0	0	0	0	4
Jack Cooley	2-3	0-0	0-2	1-4-5	3	4	2	1	0	0	13
Team			1-0-1								
Totals	20-55	6-23	12-20	10-24-34	19	58	13	10	3	2	200
Total FG%	1st Half: 14-25, 56.0%			2nd Half: 6-30, 20.0%			Game: 36.4%				
3-PT FG%	1st Half: 5-10, 50.0%			2nd Half: 1-13, 7.7%			Game: 26.1%				
FT %	1st Half: 7-10, 70.0%			2nd Half: 5-10, 50.0%			Game: 60.0%				
Deadball Rebounds:	4										

Kentucky	FG-A	3FG-A	FT-A	REB	PF	TP	A	TO	BK	ST	MIN
Terrence Jones	9-18	2-5	7-10	2-15-17	0	27	3	1	2	1	38
Josh Harrellson	0-2	0-0	0-0	4-5-9	2	0	0	1	0	1	20
Darius Miller	1-5	1-2	4-6	2-3-5	3	7	2	2	0	0	37
Brandon Knight	7-17	2-6	4-4	1-3-4	4	20	5	2	0	1	39
DeAndre Liggins	2-4	2-4	0-0	1-0-1	2	6	0	3	0	0	26
Stacey Poole	1-1	1-1	0-0	1-0-1	0	3	0	0	0	0	2
Jon Hood	1-2	1-1	0-0	0-0-0	2	3	0	0	0	0	4
Doron Lamb	2-8	0-5	2-2	0-2-2	3	6	1	0	0	0	25
Eloy Vargas	0-0	0-0	0-0	0-1-1	0	0	0	0	0	1	9
Team			2-0-2								
Totals	23-57	9-24	17-22	13-29-42	16	72	11	9	2	4	200
Total FG%	1st Half: 15-30, 50.0%			2nd Half: 8-27, 29.6%			Game: 40.4%				
3-PT FG%	1st Half: 4-9, 44.4%			2nd Half: 5-15, 33.3%			Game: 37.5%				
FT %	1st Half: 6-8, 75.0%			2nd Half: 11-14, 78.6%			Game: 77.3%				
Deadball Rebounds:	2										

SCORE BY PERIODS	1	2	F
Notre Dame	40	18	58
Kentucky	40	32	72

OFFICIALS: John Cahill, Tony Greene, Jamie Luckie
TECHNICALS: Notre Dame - None, Kentucky - None.
ATTENDANCE: 17,404

Notes: Notre Dame made its first-ever appearance in the SEC/BIG EAST Invitational ... The Irish lost at Freedom Hall for the 11th straight time and have not won there since Jan. 31, 1988 ... Notre Dame fell to 18-42 all-time against Kentucky ... The 18 second-half points scored by the Irish matched the fewest ever in a second half under Mike Brey ... Notre Dame's 20.0 field goal shooting percentage was the lowest ever in the second half by an Irish team under Brey ... The Irish were outbounded for the first time this season ... Ben Hansbrough topped the 20-plus point mark for the fourth time in 2010-11 and 11th time during his career ... Carleton Scott netted double figures for the seventh consecutive game, the longest double-figure scoring streak of his career.

GAME #11		NOTRE DAME	88
		STONY BROOK	62

December 19, 2010 • Notre Dame, Ind.

Purcell Pavilion at the Joyce Center


Stony Brook	FG-A	3FG-A	FT-A	REB	PF	TP	A	TO	BK	ST	MIN
Danny Carter	1-2	0-1	0-0	2-3-5	1	2	1	2	0	1	19
Al Rapier	1-5	0-0	0-0	1-2-3	3	2	2	3	0	1	19
Anthony Mayo	3-7	0-0	0-0	1-3-4	2	6	0	0	1	0	20
Bryan Dougher	1-9	1-4	0-0	0-0-0	0	3	0	1	0	0	25
Marcus Rouse	6-11	2-4	1-2	1-2-3	2	15	2	0	0	1	26
Preye Prebony	1-3	0-0	2-2	1-3-4	1	4	4	0	1	0	16
Anthony Jackson	5-8	2-5	0-0	1-2-3	3	12	1	1	0	1	15
Dave Coley	5-13	1-2	0-0	0-4-4	1	11	0	1	0	0	24
Leonard Hayes	0-0	0-0	0-0	0-1-1	1	0	1	0	0	0	4
Aric McAlister	1-2	0-0	0-0	1-0-1	2	2	0	0	0	1	13
Dallis Joyner	2-9	0-0	1-4	2-0-2	1	5	0	0	0	0	19
Team			1-0-1								
Totals	26-69	6-16	4-8	12-21-33	17	62	11	8	2	5	200
Total FG%	1st Half: 12-33, 36.4%			2nd Half: 14-36, 38.9%			Game: 37.7%				
3-PT FG%	1st Half: 3-6, 50.0%			2nd Half: 3-10, 30.0%			Game: 37.5%				
FT %	1st Half: 1-2, 50.0%			2nd Half: 3-6, 50.0%			Game: 50.0%				
Deadball Rebounds:	2										

Notre Dame	FG-A	3FG-A	FT-A	REB	PF	TP	A	TO	BK	ST	MIN
Tyrone Nash	1-4	0-0	2-2	1-5-6	2	4	2	2	2	1	26
Tim Abromaitis	8-13	2-5	4-5	2-6-8	0	22	3	2	2	1	31
Carleton Scott	8-8	4-4	0-0	2-2-4	0	20	5	1	0	0	26
Scott Martin	4-6	1-1	0-0	1-5-6	1	9	3	0	0	2	21
Ben Hansbrough	4-14	2-7	4-4	0-4-4	2	14	8	0	0	1	28
Eric Atkins	1-3	0-1	0-0	0-3-3	2	2	5	2	0	0	29
Tom Kopko	0-0	0-0	0-0	0-0-0	0	0	1	0	0	0	2
Alex Dragicevich	0-0	0-0	0-0	0-0-0	0	0	0	0	0	0	4
Tom Knight	0-2	0-0	0-0	0-1-1	0	0	0	0	0	0	4
Joey Brooks	3-5	0-0	0-0	0-2-2	2	6	1	2	0	0	10
Mike Broghammer	2-4	0-0	0-0	0-0-0	0	4	0	0	0	0	9
Jack Cooley	3-4	0-0	1-1	1-2-3	1	7	0	0	1	0	10
Team											
Totals	34-63	9-18	11-12	9-33-42	10	88	28	9	5	4	200
Total FG%	1st Half: 15-31, 48.4%			2nd Half: 19-32, 59.4%			Game: 54.0%				
3-PT FG%	1st Half: 4-11, 36.4%			2nd Half: 5-7, 71.4%			Game: 50.0%				
FT %	1st Half: 7-8, 87.5%			2nd Half: 4-4, 100.0%			Game: 91.7%				
Deadball Rebounds:	0										

SCORE BY PERIODS	1	2	F
Stony Brook	28	34	62
Notre Dame	41	47	88

OFFICIALS: Ed Corbett, Les Jones, Lamar Simpson
TECHNICALS: Stony Brook - None, Notre Dame - None
ATTENDANCE: 6,211

Notes: Carleton Scott topped the 20-point mark for the second straight game and second time in his career as he extended his current double-figure scoring streak to a personal best nine consecutive games ... With his eight-for-eight performance from the field, Scott equaled the best field goal percentage by an Irish player since Torin Francis hit on all eight of his field goal attempts against Maryland on Dec. 7, 2002 ... His five assists also marked a career best ... Ben Hansbrough has faltered three-point field in 15 consecutive games ... Notre Dame dished out 20-plus assists for the fifth time this season and the 28 assists were the second-highest total of the season ... Tim Abromaitis reached double figures for the ninth time and tallied 20-plus points for the fifth time (13th in his career) ... The Irish eclipsed the 80-point mark for the seventh time and the 41 first-half points marked the seventh time this season that the Irish had netted 40-plus points in the first half ... Notre Dame has outbounded 10 of its 11 opponents.

GAME #10		NOTRE DAME	83
		GONZAGA	79

December 11, 2010 • Notre Dame, Ind.

Purcell Pavilion at the Joyce Center


Gonzaga	FG-A	3FG-A	FT-A	REB	PF	TP	A	TO	BK	ST	MIN
Elias Harris	6-9	1-2	6-6	1-4-5	5	19	4	2	1	1	24
Mathis Monninghoff	1-2	1-1	0-0	0-1-1	1	3	1	0	0	0	13
Robert Sacre	8-13	0-0	0-0	1-5-6	5	16	1	2	2	0	36
Demetri Goodson	0-4	0-1	0-0	1-0-1	5	0	4	0	0	1	25
Steven Gray	6-13	5-10	1-2	0-2-2	5	18	8	1	0	0	37
Marquise Carter	2-5	0-1	1-2	0-0-0	1	5	1	0	0	1	14
Mangisto Arop	5-6	4-5	2-2	0-5-5	2	16	0	3	0	0	32
David Stockton	0-0	0-0	0-0	0-0-0	0	0	0	0	0	0	0+
Kelly Olynyk	0-2	0-0	0-0	0-1-1	1	0	1	0	0	0	11
Michael Hart	0-0	0-0	0-0	0-0-0	0	0	0	0	0	0	1
Sam Dowler	1-1	0-0	0-0	0-0-0	2	2	0	1	0	0	7
Team			2-4-6								
Totals	29-55	11-20	10-12	5-22-27	27	79	20	9	3	3	200
Total FG%	1st Half: 14-26, 53.8%			2nd Half: 15-29, 51.7%			Game: 52.7%				
3-PT FG%	1st Half: 5-9, 55.6%			2nd Half: 6-11, 54.5%			Game: 55.0%				
FT %	1st Half: 4-4, 100.0%			2nd Half: 6-8, 75.0%			Game: 83.3%				
Deadball Rebounds:	1										

Notre Dame	FG-A	3FG-A	FT-A	REB	PF	TP	A	TO	BK	ST	MIN
Tyrone Nash	1-2	0-0	1-1	0-1-1	4	3	5	1	0	1	24
Tim Abromaitis	7-13	4-6	3-3	2-6-8	1	21	4	1	0	0	39
Carleton Scott	6-9	3-5	8-9	1-3-4	1	23	2	1	1	0	21
Scott Martin	3-6	2-3	1-2	1-2-3	4	9	2	3	0	0	35
Ben Hansbrough	3-7	1-2	6-9	0-3-3	2	13	3	2	0	1	36
Eric Atkins	3-9	1-4	5-10	1-6-7	2	12	3	0	0	1	34
Joey Brooks	0-0	0-0	0-2	0-0-0	0	0	0	0	0	0	1
Mike Broghammer	0-0	0-0	0-0	1-0-1	0	0	0	0	0	0	1
Jack Cooley	1-2	0-0	0-0	0-1-1	3	2	0	0	1	2	9
Team			0-1-1								
Totals	24-48	11-20	24-36	6-22-28	17	83	19	8	2	6	200
Total FG%	1st Half: 14-27, 51.9%			2nd Half: 10-21, 47.6%			Game: 50.0%				
3-PT FG%	1st Half: 6-11, 54.5%			2nd Half: 5-9, 55.6%			Game: 55.0%				
FT %	1st Half: 9-14, 64.3%			2nd Half: 15-22, 68.2%			Game: 66.7%				
Deadball Rebounds:	8										

SCORE BY PERIODS	1	2	F
Gonzaga	37	42	79
Notre Dame	43	40	83

OFFICIALS: John Cahill, Karl Hess, Jeff Clark
TECHNICALS: Gonzaga - Sam Dowler, Notre Dame - Jack Cooley.
ATTENDANCE: 8,570

Notes: Notre Dame is off to a 9-1 start for the second straight year ... This was the first-ever meeting between the Irish and the Zags ... Carleton Scott's 23 points marked a career-high and was the first time in his career with 20-plus points ... Scott's current eight-game double-figure scoring streak is the longest of his career and his three three-pointers matched his career high ... He also became the third different Irish player to score 20-plus points in a game ... Tim Abromaitis' 21 points marked the fourth 20-plus point outing of the season ... Eric Atkins matched his career high with his 12-point effort and reached double figures for the fourth time while his seven rebounds marked a personal best ... Notre Dame's 11 three-pointers marked the fourth time this season the Irish had 10-plus three-pointers in a game.

GAME #12		NOTRE DAME	93
		UMBC	53

December 22, 2010 • Notre Dame, Ind.

Purcell Pavilion at the Joyce Center

UMBC	FG-A	3FG-A	FT-A	REB	PF	TP	A	TO	BK	ST	MIN
Adrian Satchell	1-6	0-0	1-2	3-6-9	3	3	1	3	0	1	23
Justin Fry	2-5	0-0	0-0	0-0-0	3	4	1	2	0	0	14
Bakari Smith	1-2	0-0	0-0	2-3-5	2	2	0	1	0	2	20
Chris De La Rosa	7-14	1-3	0-0	0-5-5	2	15	3	2	0	2	37
Travis King	2-8	0-5	0-0	1-2-3	0	4	1	0			


GAME #13	G	NOTRE DAME		69							
		GEORGETOWN		55							
December 29, 2010 • Notre Dame, Ind. Purcell Pavilion at the Joyce Center											
Georgetown	FG-A	3FG-A	FTA	REB	PF	TP	A	TO	BK	ST	MIN
Hollis Thompson	2-4	0-2	0-0	1-5-6	2	4	0	3	0	1	19
Julian Vaughn	2-4	0-0	0-0	0-3-3	4	4	2	0	2	0	17
Chris Wright	1-9	0-5	1-3	0-1-1	3	6	3	0	0	0	34
Austin Freeman	9-16	1-4	2-4	1-2-3	3	21	3	4	0	1	36
Jason Clark	3-9	2-8	0-0	1-4-5	1	8	2	2	0	3	35
Markel Starks	0-0	0-0	0-0	0-0-0	0	0	0	0	0	0	1
Vee Sanford	2-4	0-0	2-2	2-2-4	2	6	0	0	1	0	12
Henry Sims	2-5	0-1	0-0	2-5-7	4	4	2	1	2	1	23
Jerrelle Benimon	0-0	0-0	0-0	1-1-2	2	0	0	0	1	0	10
Nate Lubick	2-3	1-1	0-0	0-0-0	2	5	1	1	0	0	13
Team				2-0-2							1
Totals	23-54	4-22	5-9	10-23-33	24	55	16	15	6	6	200
Total FG%	1st Half: 10-28, 35.7%		2nd Half: 13-26, 50.0%		Game: 42.6%						
3-PT FG%	1st Half: 3-13, 23.1%		2nd Half: 1-9, 11.1%		Game: 18.2%						
FT %	1st Half: 3-7, 42.9%		2nd Half: 2-2, 100.0%		Game: 55.6%						
Deadball Rebounds: 1											
Notre Dame	FG-A	3FG-A	FTA	REB	PF	TP	A	TO	BK	ST	MIN
Tyrone Nash	5-11	0-0	5-6	6-4-10	2	15	3	2	1	0	33
Tim Abromaitis	6-12	5-7	3-3	1-3-4	1	20	1	3	0	1	39
Carleton Scott	0-6	0-4	4-4	0-7-7	2	4	1	2	2	3	37
Scott Martin	5-9	1-1	0-4	0-3-3	1	11	1	1	0	1	30
Ben Hansbrough	3-11	1-1	10-10	3-3-6	3	17	3	2	0	2	37
Eric Atkins	0-2	0-1	0-0	1-0-1	4	0	2	1	0	0	19
Jack Cooley	1-1	0-0	0-0	0-1-0	0	2	0	0	0	0	5
Team				0-3-3							1
Totals	20-52	7-16	22-27	11-24-35	13	69	14	11	3	6	200
Total FG%	1st Half: 10-27, 37.0%		2nd Half: 10-25, 40.0%		Game: 38.5%						
3-PT FG%	1st Half: 3-8, 37.5%		2nd Half: 4-8, 50.0%		Game: 43.8%						
FT %	1st Half: 11-14, 78.6%		2nd Half: 11-13, 84.6%		Game: 81.5%						
Deadball Rebounds: 3											
SCORE BY PERIODS	1		2		F						
Georgetown	26		29		55						
Notre Dame	34		35		69						
OFFICIALS: Pat Driscoll, Mike Roberts, Karl Hess											
TECHNICALS: Georgetown - None, Notre Dame - None											
ATTENDANCE: 9,149											


GAME #15	UNIVERSITY OF CONNECTICUT HUSKIES	NOTRE DAME		73							
		CONNECTICUT		70							
January 4, 2011 • Notre Dame, Ind. Purcell Pavilion at the Joyce Center											
Connecticut	FG-A	3FG-A	FTA	REB	PF	TP	A	TO	BK	ST	MIN
Roscoe Smith	5-8	0-1	1-2	1-3-4	2	11	0	0	1	0	32
Alex Oriakhi	0-3	0-0	0-0	0-6-6	5	0	2	3	2	0	23
Charles Okwandu	1-2	0-0	0-0	0-1-1	2	2	1	0	1	1	17
Jeremy Lamb	3-5	2-3	0-0	3-1-4	2	8	0	1	0	0	20
Kemba Walker	8-23	0-5	3-3	0-7-7	4	19	5	3	1	3	37
Donnell Beverly	0-0	0-0	0-0	0-1-1	0	0	1	0	0	0	8
Jamal Coombs-McDaniel	4-7	1-2	0-0	2-2-4	2	9	0	1	0	0	17
Niels Giffey	1-4	1-3	0-0	0-0-0	0	3	2	0	0	1	10
Tyler Olander	0-1	0-0	0-0	1-1-2	3	0	0	1	0	0	8
Shabazz Napier	4-6	3-4	7-7	1-1-2	3	18	5	3	1	1	28
Team				2-0-2							2
Totals	26-59	7-18	11-12	10-23-33	23	70	16	12	6	6	200
Total FG%	1st Half: 12-30, 40.0%		2nd Half: 14-29, 48.3%		Game: 44.1%						
3-PT FG%	1st Half: 3-8, 37.5%		2nd Half: 4-10, 40.0%		Game: 38.9%						
FT %	1st Half: 3-4, 75.0%		2nd Half: 8-8, 100.0%		Game: 91.7%						
Deadball Rebounds: 0											
Notre Dame	FG-A	3FG-A	FTA	REB	PF	TP	A	TO	BK	ST	MIN
Tyrone Nash	3-8	0-0	5-6	3-4-7	4	11	3	1	3	0	26
Tim Abromaitis	6-9	3-5	4-10	1-6-7	2	19	1	3	1	2	39
Eric Atkins	2-6	1-2	2-5	0-1-1	2	7	5	0	0	3	39
Scott Martin	4-12	2-6	3-4	1-2-3	4	13	2	2	1	0	31
Ben Hansbrough	7-16	2-6	5-6	2-3-5	2	21	4	2	0	1	40
Joey Brooks	0-0	0-0	0-0	0-0-0	1	0	0	0	0	0	7
Jack Cooley	1-2	0-0	0-0	2-4-6	2	2	0	0	0	1	18
Team				3-4-7							2
Totals	23-53	8-19	19-31	12-24-36	17	73	15	8	5	7	200
Total FG%	1st Half: 12-29, 41.4%		2nd Half: 11-24, 45.8%		Game: 43.4%						
3-PT FG%	1st Half: 7-14, 50.0%		2nd Half: 1-5, 20.0%		Game: 42.1%						
FT %	1st Half: 7-12, 58.3%		2nd Half: 12-19, 63.2%		Game: 61.3%						
Deadball Rebounds: 3											
SCORE BY PERIODS	1		2		F						
Connecticut	30		40		70						
Notre Dame	38		35		73						
OFFICIALS: Tim Higgins, James Breeding, Mike Roberts											
TECHNICALS: Connecticut - None, Notre Dame - None											
ATTENDANCE: 7,291											


Notes: Mike Brey earned his 100th BIG EAST career regular-season victory and is one of only six coaches in league history with 100 regular-season wins ... This was the seventh time in the last eight games where the final outcome was decided by nine or fewer points and was the Irish's closest win in the series since a 68-66 win at home on Feb. 12, 2000 (also the closest win this season) ... Notre Dame was facing its third straight top-10 opponent ... The Irish had not faced three consecutive top-10 opponents since the 2002-03 campaign ... The back-to-back home wins against Georgetown and Connecticut were the first against top-10 teams for a Notre Dame team since the 1960-61 season ... Tim Abromaitis reached double figures for the 13th time in 2010-11 ... Ben Hansbrough scored in double figures for the ninth straight game and 14th time this season ... His 21 points marked the fifth time that he has netted 20-plus points in a game (12th time in his career and eighth time at Notre Dame) ... Scott Martin scored in double figures for the fourth straight game ... Tyrone Nash scored in double figures for the eighth time this season ... The game marked the 10th time this season that Notre Dame has had at least four players in double figures ... Notre Dame is 10-0 at home this season.

GAME #14	S	NOTRE DAME		58							
		SYRACUSE		70							
January 1, 2011 • Syracuse, N.Y. Carrier Dome											
Notre Dame	FG-A	3FG-A	FTA	REB	PF	TP	A	TO	BK	ST	MIN
Tyrone Nash	2-4	0-0	1-2	3-3-6	1	5	1	1	1	0	36
Tim Abromaitis	6-15	3-6	0-1	3-4-7	3	15	2	4	0	1	38
Carleton Scott	4-5	1-2	0-0	0-0-0	3	9	2	2	0	0	25
Scott Martin	3-9	0-2	4-4	1-6-7	2	10	6	5	1	1	34
Ben Hansbrough	5-13	2-8	0-0	0-3-3	2	12	5	0	0	2	37
Eric Atkins	1-5	1-3	0-0	1-0-1	2	3	2	2	0	2	16
Tom Knight	0-0	0-0	0-0	0-0-0	0	0	0	0	0	0	0+
Joey Brooks	0-0	0-0	0-0	0-0-0	0	0	0	0	0	0	1
Mike Broghammer	0-0	0-0	0-0	0-0-0	0	0	0	0	0	0	0
Jack Cooley	2-3	0-0	0-0	1-1-2	2	4	0	0	0	0	12
Team				2-0-2							1
Totals	23-54	7-21	5-7	11-17-28	15	58	18	15	3	6	200
Total FG%	1st Half: 13-30, 43.3%		2nd Half: 10-24, 41.7%		Game: 42.6%						
3-PT FG%	1st Half: 4-13, 30.8%		2nd Half: 3-8, 37.5%		Game: 33.3%						
FT %	1st Half: 3-5, 60.0%		2nd Half: 2-2, 100.0%		Game: 71.4%						
Deadball Rebounds: 1											
Syracuse	FG-A	3FG-A	FTA	REB	PF	TP	A	TO	BK	ST	MIN
Rick Jackson	4-9	0-0	4-8	4-1-5	1	12	3	2	6	1	36
Kris Joseph	8-17	2-5	0-0	1-7-8	2	18	0	2	0	2	39
Fab Melo	0-1	0-0	0-0	1-0-1	1	0	0	1	0	1	7
Scottp Jardine	5-9	1-4	4-6	0-2-2	2	15	9	5	0	1	36
Brandon Triche	3-6	0-2	0-0	3-1-4	0	6	0	1	0	0	18
Dion Waiters	2-7	0-2	1-1	0-3-3	3	5	2	0	0	2	26
C.J. Fair	1-1	0-0	0-0	1-2-3	0	2	0	0	0	0	4
Baye Moussa Keita	0-0	0-0	0-0	0-1-1	1	0	0	0	0	0	11
James Southerland	5-7	2-4	0-0	1-2-3	2	12	1	0	1	3	23
Team				4-2-6							1
Totals	28-57	5-17	9-15	15-21-36	12	70	15	11	7	10	200
Total FG%	1st Half: 13-29, 44.8%		2nd Half: 15-28, 53.6%		Game: 49.1%						
3-PT FG%	1st Half: 2-8, 25.0%		2nd Half: 3-9, 33.3%		Game: 29.4%						
FT %	1st Half: 6-10, 60.0%		2nd Half: 3-5, 60.0%		Game: 60.0%						
Deadball Rebounds: 3											
SCORE BY PERIODS	1		2		F						
Notre Dame	33		25		58						
Georgetown	34		36		70						
OFFICIALS: John Cahill, Mike Eades, Michael Stephens											
TECHNICALS: Notre Dame - None, Syracuse - None											
ATTENDANCE: 23,058											

GAME #16	SJ	NOTRE DAME		76							
		ST. JOHN'S		61							
January 8, 2011 • Notre Dame, Ind. Purcell Pavilion at the Joyce Center											
St. John's	FG-A	3FG-A	FTA	REB	PF	TP	A	TO	BK	ST	MIN
Dwayne Polee II	5-8	0-1	2-3	3-3-6	4	12	1	2	1	1	31
Dele Coker	1-3	0-0	1-2	0-0-0	1	3	0	0	0	0	11
Justin Brownlee	7-18	1-4	2-2	2-5-7	3	17	1	1	0	1	34
D.J. Kennedy	2-7	0-2	4-4	2-4-6	4	8	0	2	1	0	25
Dwight Hardy	2-5	0-1	4-4	0-0-0	2	8	2	4	0	2	31
Malik Boothe	1-1	0-0	2-2	0-1-1	4	4	3	1	0	1	14
Sean Evans	0-2	0-0	0-0	1-0-1	0	0	0	0	0	0	3
Paris Horne	3-7	1-3	2								

GAME #17		NOTRE DAME MARQUETTE	57 79								
January 10, 2011 • Milwaukee, Wis. Bradley Center											
Notre Dame	FG-A	3FG-A	FTA	REB	PF	TP	A	TO	BK	ST	MIN
Tyrone Nash	2-5	0-0	2-4	3-2-5	4	6	5	2	0	0	26
Tim Abromaitis	4-8	1-3	1-1	0-4-4	4	10	0	3	0	1	33
Eric Atkins	5-10	1-6	4-5	0-0-0	3	15	2	0	0	1	35
Scott Martin	4-15	1-6	1-2	3-8-11	4	10	1	3	0	0	36
Ben Hansbrough	3-9	0-1	3-3	0-2-2	2	9	2	4	0	3	36
Alex Dragicevich	1-1	0-0	0-0	0-0-0	0	2	1	0	0	0	4
Tom Knight	0-0	0-0	0-0	1-0-1	0	0	0	0	0	0	2
Joey Brooks	1-2	0-0	1-2	1-0-1	3	3	0	0	0	0	17
Mike Broghammer	1-1	0-0	0-0	0-0-0	0	2	0	0	0	0	2
Jack Cooley	0-2	0-0	0-0	1-2-3	0	0	0	0	0	0	9
Team				0-1-1							1
Totals	21-53	3-16	12-17	9-19-28	20	57	11	13	0	7	200
Total FG%	1st Half: 11-29, 37.9%			2nd Half: 10-24, 41.7%							Game: 39.6%
3-PT FG%	1st Half: 2-9, 22.2%			2nd Half: 1-7, 14.3%							Game: 18.8%
FT %	1st Half: 4-6, 66.7%			2nd Half: 8-11, 72.7%							Game: 70.6%
Deadball Rebounds: 3											
Marquette	FG-A	3FG-A	FTA	REB	PF	TP	A	TO	BK	ST	MIN
Joe Crowder	6-12	4-6	2-2	1-6-7	3	18	1	0	0	1	34
Jimmy Butler	5-8	0-0	5-7	3-3-6	2	15	4	1	0	1	37
Chris Otule	3-4	0-0	2-4	1-2-3	3	8	0	1	2	0	18
Darius Johnson-Odom	4-9	3-5	2-2	0-2-2	4	13	5	3	0	1	27
Dwight Buycks	7-9	5-5	2-2	1-3-4	0	21	1	4	0	1	34
Vander Blue	0-3	0-0	2-4	1-2-3	2	2	1	2	0	0	20
Junior Cadougan	0-1	0-0	0-0	0-1-1	2	0	4	1	0	0	18
Erik Williams	0-0	0-0	0-0	0-0-0	0	0	0	0	0	0	2
Joseph Fulce	1-2	0-0	0-0	1-2-3	0	2	0	0	0	0	4
Jamail Jones	0-1	0-1	0-0	0-0-0	0	0	0	0	0	0	2
Robert Frozema	0-0	0-0	0-0	0-0-0	0	0	0	0	0	0	1
Davante Gardner	0-0	0-0	0-0	0-0-0	0	0	0	0	0	0	3
Team				0-4-4							1
Totals	26-49	12-17	15-21	8-25-33	16	79	17	12	2	4	200
Total FG%	1st Half: 11-26, 42.3%			2nd Half: 15-23, 65.2%							Game: 53.1%
3-PT FG%	1st Half: 6-8, 75.0%			2nd Half: 6-9, 66.7%							Game: 70.6%
FT %	1st Half: 5-7, 71.4%			2nd Half: 10-14, 71.4%							Game: 71.4%
Deadball Rebounds: 2											
SCORE BY PERIODS		1	2	F							
Notre Dame		28	29	57							
Marquette		33	46	79							
OFFICIALS: Karl Hess, John Higgins, Les Jones											
TECHNICALS: Notre Dame - None, Marquette - None											
ATTENDANCE: 16,951											
Notes: Eric Atkins' 15 points were a career high and also marked the third time that he had scored in double figures ... Scott Martin's 11 rebounds were a career high as he registered his first career double-double ... Notre Dame had more turnovers than assists for just the second time this season ... The Irish made seven steals for the third straight contest ... Notre Dame's 188 three-point shooting percentage was the second-lowest of the season, while the three three-pointers also were the second lowest made by the Irish in 2010-11 ... Ben Hansbrough had his personal best 10-game double-figure scoring streak snapped as he was held to single digits for just the second time ... Marquette's 53.1 field goal percentage and 70.6 three-point field goal percentage were the highest by and Irish opponent ... Notre Dame was outbounded for just the third time.											

GAME #18		NOTRE DAME ST. JOHN'S	54 72								
January 16, 2011 • New York, N.Y. Madison Square Garden											
Notre Dame	FG-A	3FG-A	FTA	REB	PF	TP	A	TO	BK	ST	MIN
Tyrone Nash	3-4	0-0	1-4	1-2-3	5	7	2	2	0	0	23
Scott Martin	2-7	0-2	0-1	1-3-4	4	4	0	2	0	0	29
Tim Abromaitis	4-11	1-4	1-1	1-2-3	4	10	0	5	0	1	35
Eric Atkins	0-2	0-1	8-10	0-1-1	2	8	7	4	0	3	38
Ben Hansbrough	6-10	2-6	4-4	0-4-4	4	18	2	3	0	0	34
Tom Kopko	0-0	0-0	0-0	0-0-0	0	0	0	0	0	0	1
Alex Dragicevich	0-2	0-2	1-2	0-0-0	0	1	0	1	0	0	3
Tom Knight	0-0	0-0	0-0	0-0-0	0	0	0	0	0	0	1
Joey Brooks	1-1	0-0	2-6	0-4-4	3	4	0	2	0	2	24
Mike Broghammer	0-0	0-0	0-0	0-0-0	0	0	0	0	1	0	2
Jack Cooley	0-2	0-0	2-4	1-1-2	2	2	0	0	1	0	10
Team				1-2-3							1
Totals	16-39	3-15	19-32	5-19-24	25	54	11	20	2	6	200
Total FG%	1st Half: 4-14, 28.6%			2nd Half: 12-25, 48.0%							Game: 41.0%
3-PT FG%	1st Half: 1-7, 14.3%			2nd Half: 2-8, 25.0%							Game: 20.0%
FT %	1st Half: 10-20, 50.0%			2nd Half: 9-12, 75.0%							Game: 59.4%
Deadball Rebounds: 4											
St. John's	FG-A	3FG-A	FTA	REB	PF	TP	A	TO	BK	ST	MIN
Dwayne Pooe III	2-4	0-1	0-0	0-2-2	4	4	1	0	1	0	17
D.J. Kennedy	4-7	1-1	5-5	1-7-8	2	14	1	1	0	1	27
Justin Brownlee	5-8	0-1	1-1	0-5-5	3	11	1	1	0	2	22
Dwight Hardy	4-6	1-2	3-4	1-3-4	3	12	4	2	0	0	29
Paris Horne	1-7	0-1	5-6	1-4-5	4	7	2	3	0	0	35
Malik Boothe	3-6	2-3	6-6	0-3-3	2	14	1	3	0	1	24
Sean Evans	0-1	0-0	0-0	1-1-2	1	0	0	1	0	0	8
Dele Coker	0-0	0-0	0-0	0-0-0	1	0	0	2	0	0	2
Justin Burrell	1-2	0-0	3-5	0-0-0	4	5	0	2	0	0	16
Malik Stith	1-3	0-0	1-2	0-2-2	1	3	0	1	0	3	18
Cameron Edison	1-1	0-0	0-0	0-0-0	0	2	0	0	0	0	1
Kevin Clark	0-0	0-0	0-0	0-0-0	0	0	0	1	0	0	1
Team				1-0-1							1
Totals	22-45	4-9	24-29	5-27-32	25	72	10	16	3	5	200
Total FG%	1st Half: 8-23, 34.8%			2nd Half: 14-22, 63.6%							Game: 48.9%
3-PT FG%	1st Half: 2-6, 33.3%			2nd Half: 2-3, 66.7%							Game: 44.4%
FT %	1st Half: 8-11, 72.7%			2nd Half: 16-18, 88.9%							Game: 82.8%
Deadball Rebounds: 4											
SCORE BY PERIODS		1	2	F							
Notre Dame		19	35	54							
St. John's		26	46	72							
OFFICIALS: Michael Stephens, Mike Stuart, Doug Shows											
TECHNICALS: Notre Dame - None, St. John's - None											
ATTENDANCE: 8,550											
Notes: Notre Dame lost to the St. John's for the fourth straight time at Madison Square Garden ... The Irish fell to 54-43 all-time at Madison Square Garden ... Notre Dame was held to under 60 points for the third time in its first six BIG EAST outings ... Notre Dame's 20 turnovers were a season high ... The three three-point field goals matched the second-lowest total of the season ... Notre Dame was outbounded for the second straight game and fourth time this season ... The 24 rebounds were the fewest in a game ... The four field goals in the first half were the fewest ever by an Irish team in the first half of a BIG EAST game ... The 14 field goals attempts also were the fewest ever by an Irish team in the first half and the fewest ever by a Notre Dame team in a BIG EAST contest ... The Irish shot a season-low 59.4 percent from the line.											

GAME #19		NOTRE DAME CINCINNATI	66 58								
January 19, 2011 • Notre Dame, Ind. Purcell Pavilion at the Joyce Center											
Cincinnati	FG-A	3FG-A	FTA	REB	PF	TP	A	TO	BK	ST	MIN
Rashad Bishop	2-5	1-3	0-0	2-1-3	1	5	2	1	0	1	26
Ibrahim Thomas	0-5	0-1	0-0	1-4-5	3	0	0	0	0	1	20
Yancy Gates	6-16	0-1	1-2	1-4-5	2	13	1	1	1	1	32
Cashmere Wright	3-7	1-3	0-0	0-3-3	3	7	6	1	0	0	23
Dion Dixon	4-10	2-4	0-0	0-2-2	0	10	2	1	0	0	32
Justin Jackson	0-0	0-0	0-0	1-1-2	4	0	0	0	0	0	10
Larry Davis	1-2	1-2	0-0	0-0-0	3	3	0	0	0	0	16
Darnell Wilks	1-1	1-1	0-0	0-1-1	5	3	2	1	0	0	9
Sean Kilpatrick	6-12	1-1	3-4	2-0-2	1	16	1	3	1	1	25
Anthony McClain	0-0	0-0	0-0	0-2-2	0	0	0	0	0	0	3
JaQuon Parker	0-2	0-0	1-2	1-1-2	0	1	0	0	0	0	4
Team				3-2-5							1
Totals	23-60	7-16	5-8	11-21-32	22	58	14	8	2	4	200
Total FG%	1st Half: 9-31, 29.0%			2nd Half: 14-29, 48.3%							Game: 38.3%
3-PT FG%	1st Half: 0-4, 00.0%			2nd Half: 7-12, 58.3%							Game: 43.8%
FT %	1st Half: 1-2, 50.0%			2nd Half: 4-6, 66.7%							Game: 62.5%
Deadball Rebounds: 3											
Notre Dame	FG-A	3FG-A	FTA	REB	PF	TP	A	TO	BK	ST	MIN
Tyrone Nash	6-11	0-0	1-2	3-4-7	2	13	3	1	1	1	30
Tim Abromaitis	4-10	2-5	2-2	0-6-6	3	12	1	0	0	0	32
Eric Atkins	3-3	1-1	4-4	1-2-3	3	11	5	3	0	0	36
Scott Martin	4-8	2-2	1-3	2-6-8	1	11	1	2	0	0	

GAME #21		NOTRE DAME		56
		PITTSBURGH		

January 24, 2011 • Pittsburgh, Pa.
Peterson Events Center

Notre Dame	FG-A	3FG-A	FTA	REB	PF	TP	A	TO	BK	ST	MIN
Tyrone Nash	1-2	0-0	3-5	1-3-4	2	5	2	2	1	0	30
Tim Abramaitis	0-0	0-0	2-2	1-1-2	1	2	0	0	1	0	29
Carleton Scott	5-11	5-6	1-1	3-6-9	2	16	0	0	1	0	34
Scott Martin	3-10	3-6	1-2	0-1-1	2	10	1	1	0	0	36
Ben Hansbrough	8-14	1-6	2-3	1-3-4	3	19	7	5	0	1	39
Eric Atkins	1-1	0-0	0-0	0-0-0	0	2	1	0	0	1	22
Jack Cooley	1-1	0-0	0-0	0-1-1	2	2	0	0	1	0	10
Team				1-1-2				2			
Totals	19-39	9-18	9-13	7-16-23	12	56	11	10	4	2	200
Total FG%	8-21, 38.1%		2nd Half: 11-18, 61.1%		Game: 48.7%						
3-PT FG%	1st Half: 5-10, 50.0%		2nd Half: 4-8, 50.0%		Game: 50.0%						
FT %	1st Half: 2-3, 66.7%		2nd Half: 7-10, 70.0%		Game: 69.2%						
Deadball Rebounds:	1										

Pittsburgh	FG-A	3FG-A	FTA	REB	PF	TP	A	TO	BK	ST	MIN
Gilbert Brown	3-7	1-4	6-6	4-2-6	2	13	1	0	2	0	35
Nasir Robinson	1-4	0-0	2-4	4-1-5	3	4	1	1	0	1	30
Gary McGhee	2-4	0-0	1-4	3-4-7	1	5	0	0	1	0	26
Ashton Gibbs	4-13	1-5	0-0	1-0-1	2	9	2	2	0	0	33
Brad Wanamaker	5-12	2-4	0-0	0-5-5	1	12	3	3	0	2	36
Travon Woodall	2-2	2-2	0-0	0-1-1	2	6	2	2	0	1	18
Dante Taylor	1-3	0-0	0-2	0-2-2	1	2	0	0	0	0	13
Lamar Patterson	0-0	0-0	0-0	0-0-0	2	0	0	0	0	0	6
Talib Zanna	0-0	0-0	0-0	0-1-1	0	0	0	0	0	0	3
Team				1-0-1							
Totals	18-45	6-15	9-16	13-16-29	14	51	9	8	3	4	200
Total FG%	9-23, 39.1%		2nd Half: 9-22, 40.9%		Game: 40.0%						
3-PT FG%	1st Half: 5-10, 50.0%		2nd Half: 1-5, 20.0%		Game: 40.0%						
FT %	1st Half: 5-8, 62.5%		2nd Half: 4-8, 50.0%		Game: 56.3%						
Deadball Rebounds:	4										

SCORE BY PERIODS	1	2	F
Notre Dame	23	33	56
Pittsburgh	28	23	51

OFFICIALS: Ed Corbett, Michael Stephens, Tony Greene
TECHNICALS: Notre Dame - None, Pittsburgh - None
ATTENDANCE: 12,591

Notes: Notre Dame had been winless at the Peterson Events Center (0-5) prior to the victory in which it held Pittsburgh to its lowest point total of the season ... The Irish had not beaten the Panthers on their home floor since Jan. 12, 2002 ... Notre Dame snapped Pittsburgh's 20-game home win streak as the Panthers suffered just their 12 (11th against a BIG EAST team) loss in 157 games at the Peterson Events Center ... It was Notre Dame's third straight win over the Panthers and the first three-game win streak for the Irish against Pittsburgh in BIG EAST play ... This was the first game in which Notre Dame was outrebounded but still won the game ... Ben Hansbrough outscored Pittsburgh 13-12 in the final 9:22 of the contest as he scored 15 of his game-high 19 points in the second half ... Carleton Scott netted double figures for the second straight game ... Scott Martin tallied double figures for the ninth time in 10 games ... This was the highest ranked team a Notre Dame squad under Mike Brey had beaten on the road in a true road game and matched the highest ranked opponent an Irish team had defeated in the Brey era ... Notre Dame's last win over a top-five team on the road had been against No. 2-ranked Connecticut in Hartford, Conn., (75-70) on Jan. 2, 2000.

GAME #23		NOTRE DAME		76
		RUTGERS		

February 6, 2011 • Notre Dame, Ind.
Purcell Pavilion at the Joyce Center

Rutgers	FG-A	3FG-A	FTA	REB	PF	TP	A	TO	BK	ST	MIN
Jonathan Mitchell	9-14	5-8	1-1	1-6-7	2	24	3	0	0	1	30
Gilvydas Biruta	3-4	0-0	2-2	1-2-3	5	8	1	2	0	2	21
James Beatty	1-5	1-5	0-0	1-1-2	4	3	4	1	0	3	34
Dane Miller	5-13	0-0	1-2	1-4-5	2	11	2	1	1	0	28
Mike Coburn	4-13	0-5	1-3	1-1-2	2	9	5	1	0	2	34
Austin Carroll	1-1	1-1	1-2	0-0-0	2	4	1	1	0	1	8
Robert Lumpkins	2-4	0-1	0-0	0-1-1	2	4	0	0	0	0	18
Austin Johnson	0-2	0-0	0-0	1-2-3	4	0	0	0	0	0	6
Mike Poole	2-6	0-0	2-2	1-5-6	3	6	0	1	1	0	21
Team				2-0-2							
Totals	27-62	7-20	8-12	9-22-31	26	69	16	7	2	9	200
Total FG%	14-29, 48.3%		2nd Half: 13-33, 39.4%		Game: 43.5%						
3-PT FG%	1st Half: 3-7, 42.9%		2nd Half: 4-13, 30.8%		Game: 35.0%						
FT %	1st Half: 2-4, 50.0%		2nd Half: 6-8, 75.0%		Game: 66.7%						
Deadball Rebounds:	1										

Notre Dame	FG-A	3FG-A	FTA	REB	PF	TP	A	TO	BK	ST	MIN
Tyrone Nash	2-6	0-0	4-6	0-5-5	5	8	0	1	0	0	31
Tim Abramaitis	4-8	1-4	1-2	1-7-8	1	10	1	2	0	0	33
Carleton Scott	4-6	2-2	2-2	3-8-11	2	12	0	0	3	1	34
Scott Martin	3-6	0-1	8-9	1-1-2	2	14	3	1	0	0	34
Ben Hansbrough	6-15	2-8	11-13	1-5-6	0	25	5	4	0	1	39
Eric Atkins	2-4	0-0	1-2	0-2-2	3	5	6	1	0	2	23
Joey Brooks	0-0	0-0	0-0	0-0-0	0	0	0	0	0	0	2
Jack Cooley	1-2	0-0	0-0	0-1-1	0	2	0	0	1	0	4
Team				0-1-1							
Totals	22-47	5-15	27-34	7-29-36	13	76	15	9	4	4	200
Total FG%	14-27, 51.9%		2nd Half: 8-20, 40.0%		Game: 46.8%						
3-PT FG%	1st Half: 5-13, 38.5%		2nd Half: 0-2, 00.0%		Game: 33.3%						
FT %	1st Half: 4-4, 100.0%		2nd Half: 23-30, 76.7%		Game: 79.4%						
Deadball Rebounds:	3										

SCORE BY PERIODS	1	2	F
Rutgers	33	36	69
Notre Dame	37	39	76

OFFICIALS: Karl Hess, Joe Lindsay, James Breeding
TECHNICALS: Rutgers - None, Notre Dame - None
ATTENDANCE: 8,139

Notes: Notre Dame improved to 17-12 all-time against Rutgers as the Irish won their seventh straight against the Scarlet Knights at Purcell Pavilion ... Notre Dame's 19-4 start matches the best 23-game record for the Irish under Mike Brey ... The 8-3 BIG EAST record over 11 games is the best 11-game start since going 8-3 in 2007-08 ... Notre Dame won its fifth straight conference outing, marking the first five-game regular-season conference win streak since 2007-08 ... The Irish had four players in double figures for the ninth time this season ... Ben Hansbrough netted 20-plus points for the third time in four games and the ninth time overall during the 2010-11 campaign ... Carleton Scott notched his fifth double-double of the season ... Scott Martin scored in double figures for the fifth straight game ... Notre Dame improved to 14-0 at home this season and has won 16 straight games at Purcell Pavilion dating back to last season.

GAME #22		NOTRE DAME		83
		DEPAUL		


February 3, 2011 • Rosemont, Ill.
Allstate Arena

Notre Dame	FG-A	3FG-A	FTA	REB	PF	TP	A	TO	BK	ST	MIN
Tyrone Nash	3-6	1-1	3-4	5-3-8	1	10	4	3	0	1	32
Tim Abramaitis	4-9	1-3	4-4	2-2-4	3	13	1	2	0	3	29
Carleton Scott	3-10	0-5	2-2	1-4-5	2	8	3	2	2	0	32
Scott Martin	6-10	1-2	2-2	1-6-7	2	15	1	0	0	2	30
Ben Hansbrough	7-12	5-8	5-9	1-2-3	1	24	3	1	0	1	34
Eric Atkins	2-3	1-2	1-1	1-1-2	0	6	3	0	0	0	21
Tom Kopko	0-0	0-0	0-0	0-0-0	0	0	1	0	0	0	1
Alex Dragicevich	0-0	0-0	0-0	0-1-1	0	0	0	0	0	0	3
Tom Knight	1-1	0-0	0-0	0-0-0	0	2	0	0	0	0	2
Joey Brooks	0-0	0-0	2-2	0-0-0	0	2	0	1	0	0	9
Jack Cooley	1-2	0-0	1-2	0-1-1	3	3	1	0	0	0	7
Team				2-2-4							
Totals	27-53	9-21	20-26	13-22-35	12	83	17	9	2	7	200
Total FG%	1st Half: 13-28, 46.4%		2nd Half: 14-25, 56.0%		Game: 50.9%						
3-PT FG%	1st Half: 5-12, 41.7%		2nd Half: 4-9, 44.4%		Game: 42.9%						
FT %	1st Half: 6-10, 60.0%		2nd Half: 14-16, 87.5%		Game: 76.9%						
Deadball Rebounds:	1										

DePaul	FG-A	3FG-A	FTA	REB	PF	TP	A	TO	BK	ST	MIN
Cleveland Melvin	2-9	0-0	0-0	5-5-10	2	4	0	3	1	1	29
Krys Faber	2-7	0-0	2-2	3-3-6	5	6	0	2	1	0	22
Jeremiah Kelly	2-6	2-6	0-0	1-1-2	4	6	1	1	0	2	25
Brandon Young	5-14	2-8	4-4	1-1-2	1	16	4	5	0	0	33
Jimmy Drew	4-6	2-6	0-0	1-2-3	1	6	0	2	0	0	24
Michael Bizoukas	1-2	1-1	0-0	0-0-0	2	3	3	1	0	1	18
Mario Stula	0-0	0-0	0-0	0-0-0	0	0	0	0	0	0	2
Moses Morgan	3-6	2-4	2-2	0-3-3	2	10	1	2	2	0	21
Tony Freeland	2-4	0-0	3-6	3-2-5	4	7	2	1	0	0	25
Edmund McGhee	0-0	0-0	0-2	2-0-2	1	0	0	1	0	0	1
Team				1-2-3							
Totals	19-54	9-25	11-16	17-19-36	22	58	11	18	4	4	200
Total FG%	8-25, 32.0%		2nd Half: 11-29, 37.9%		Game: 35.2%						
3-PT FG%	1st Half: 3-12, 25.0%		2nd Half: 6-13, 46.2%		Game: 36.0%						
FT %	1st Half: 5-6, 83.3%		2nd Half: 6-10, 60.0%		Game: 68.8%						
Deadball Rebounds:	4										

SCORE BY PERIODS	1	2	F
Notre Dame	37	46	83
DePaul	24	34	58

OFFICIALS: Ed Corbett, Tim Higgins, Sean Corbin
TECHNICALS: Notre Dame - None, DePaul - None
ATTENDANCE: 10,982

GAME #25		NOTRE DAME	78
		USF	55

February 12, 2011 • Tampa, Fla.
Sun Dome

Notre Dame	FG-A	3FG-A	FTA	REB	PF	TP	A	TO	BK	ST	MIN
Tyrone Nash	5-6	0-0	0-0	1-5-6	0	10	2	1	1	0	29
Tim Abromaitis	5-8	2-3	0-0	0-3-3	2	12	1	2	1	2	28
Carleton Scott	5-11	2-5	1-1	0-11-11	4	13	3	2	2	1	33
Scott Martin	4-6	2-3	0-0	0-7-7	0	10	2	2	3	1	30
Ben Hansbrough	5-10	0-2	2-3	0-2-2	2	12	8	2	0	2	27
Eric Atkins	0-4	0-1	0-0	0-0-0	0	0	7	1	0	1	17
Tom Kopko	0-1	0-1	0-0	0-0-0	0	0	0	0	0	0	1
Alex Dragicevich	1-2	1-2	0-0	0-0-0	0	3	0	1	0	0	5
Tom Knight	0-2	0-0	0-0	0-0-0	0	0	0	0	0	0	5
Joey Brooks	9-10	0-0	0-0	0-0-0	1	0	0	1	0	0	9
Jack Cooley	1-2	0-0	0-1	6-2-8	1	18	0	0	1	1	16
Team				2-3							
Totals	34-61	7-17	3-7	9-31-40	10	78	23	13	8	8	200
Total FG%	1st Half: 18-27, 66.7%			2nd Half: 16-34, 47.1%				Game: 55.7%			
3-PT FG%	1st Half: 4-7, 57.1%			2nd Half: 3-10, 30.0%				Game: 41.2%			
FT %	1st Half: 1-4, 25.0%			2nd Half: 2-3, 66.7%				Game: 42.9%			

Deadball Rebounds: 2

USF	FG-A	3FG-A	FTA	REB	PF	TP	A	TO	BK	ST	MIN
Ron Anderson Jr.	3-7	0-0	0-0	6-5-11	3	6	1	0	0	0	22
Augustus Gilchrist	1-10	0-2	1-4	2-1-3	3	3	1	3	0	2	25
Toarlyn Fitzpatrick	2-7	0-2	0-0	5-4-9	0	4	0	2	1	0	22
Hugh Robertson	2-8	0-1	1-1	0-1-1	0	5	0	1	1	1	30
Anthony Crater	0-5	0-2	0-0	0-2-2	1	0	0	2	0	1	22
LaVonte Dority	1-3	0-1	0-0	0-0-0	2	2	4	3	0	0	17
Jawanza Poland	1-6	1-4	0-0	0-1-1	0	3	2	1	0	1	18
Shedrick Haynes	0-1	0-0	0-0	0-0-0	0	0	0	0	0	0	1
Shaun Noriega	7-12	6-10	3-4	0-3-3	0	23	0	0	0	2	28
Mike Burwell	1-2	0-0	0-0	1-0-1	0	2	0	0	0	0	1
Jarrid Famous	3-8	0-0	1-2	3-3-6	0	7	0	2	1	0	14
Team				4-0-4							
Totals	21-69	7-22	6-11	21-20-41	9	55	8	14	3	7	200
Total FG%	1st Half: 6-30, 20.0%			2nd Half: 15-39, 38.5%				Game: 30.4%			
3-PT FG%	1st Half: 1-7, 14.3%			2nd Half: 6-15, 40.0%				Game: 31.8%			
FT %	1st Half: 4-6, 66.7%			2nd Half: 2-5, 40.0%				Game: 54.5%			

Deadball Rebounds: 1

SCORE BY PERIODS

Notre Dame	1	2	F
USF	41	37	78
USF	17	38	55

OFFICIALS: Ed Corbett, Mike Roberts, Gene Sleratore
TECHNICALS: Notre Dame - None, USF - None
ATTENDANCE: 6,104

Notes: Notre Dame reached the 10-win win mark for the second straight season and the seventh time in 11 years ... With their fifth consecutive win against USF, the Irish improved to 7-1 all-time in the series ... Notre Dame's 21-4 record signifies the best 25-game start under Mike Brey and it marked the first time since the 1980-81 campaign that Irish won 21 of their first 25 games ... The Irish extended their current win streak to seven games in conference play and matches the second-longest BIG EAST regular season win streak in program history ... For the first time in program history, in a BIG EAST game, the Irish placed six players in double figures ... Jack Cooley made a career-high 15 consecutive baskets before his miss on his final attempt against the Bulls ... He made his final field goal attempts against Rutgers, hit all five attempts against Louisville and then made his first nine attempts against USF ... His 18 points were a career high and it marked his fourth double-figure scoring effort of the season and the second straight game that he has reached double figures ... Carleton Scott recorded his sixth double-double of the season and ninth of his career ... Eric Atkins tied his career-high with seven assists ... The Irish shot a season-high 55.7 percent in a BIG EAST game ... Notre Dame's 34 field goals made were a season high in a conference game ... The Irish shot 66.7% (18-27) from the field in the first half. That was the best shooting percentage in a half for the Irish this season ... Notre Dame matched a season-high with eight blocked shots.

GAME #27		NOTRE DAME	94
		PROVIDENCE	93

February 23, 2011 • Providence, R.I.
Dunkin' Donuts Center

Notre Dame	FG-A	3FG-A	FTA	REB	PF	TP	A	TO	BK	ST	MIN
Tyrone Nash	4-8	0-1	5-9	4-4-8	2	13	7	1	1	0	39
Tim Abromaitis	11-16	4-7	2-4	2-3-5	0	28	1	1	0	2	32
Carleton Scott	2-10	0-5	2-2	4-6-10	2	6	5	2	3	0	32
Scott Martin	4-8	2-4	0-0	0-5-5	3	10	1	3	0	1	33
Ben Hansbrough	10-13	3-5	9-11	0-1-1	3	32	4	2	0	0	39
Eric Atkins	0-0	0-0	3-4	0-1-1	2	3	0	1	0	0	17
Joey Brooks	0-0	0-0	0-0	0-0-0	0	0	0	0	0	0	0
Jack Cooley	1-2	0-0	0-0	1-1-2	0	2	2	0	0	0	8
Team				1-0-1							
Totals	32-57	9-22	21-30	12-21-33	12	94	20	10	4	3	200
Total FG%	1st Half: 18-31, 58.1%			2nd Half: 14-26, 53.8%				Game: 56.1%			
3-PT FG%	1st Half: 8-16, 50.0%			2nd Half: 1-6, 16.7%				Game: 40.9%			
FT %	1st Half: 4-6, 66.7%			2nd Half: 17-24, 70.8%				Game: 70.0%			

Deadball Rebounds: 5

Providence	FG-A	3FG-A	FTA	REB	PF	TP	A	TO	BK	ST	MIN
Marshon Brooks	20-28	6-10	6-10	2-3-5	4	52	4	1	0	1	40
Kadeem Batts	1-6	0-0	2-4	5-2-7	4	4	4	1	0	0	27
Duke Mondy	3-9	2-6	0-0	2-3-5	4	8	0	0	0	2	29
Gerard Coleman	6-10	0-1	0-0	1-1-2	2	12	1	1	0	1	35
Vincent Council	5-10	3-4	0-0	0-5-5	4	13	6	0	1	2	40
Dre Evans	0-0	0-0	0-0	0-0-0	1	0	0	0	0	0	2
Ron Giplay	0-0	0-0	0-0	0-0-0	1	0	0	0	0	0	3
Bryce Cotton	0-1	0-0	0-0	1-0-1	0	0	0	0	0	0	7
Bilal Dixon	2-4	0-0	0-0	1-1-2	2	4	0	1	0	0	12
Ray Hall	0-0	0-0	0-0	0-0-0	0	0	0	0	0	0	5
Team				0-1-1							
Totals	37-68	11-21	8-14	12-16-28	22	93	15	4	1	6	200
Total FG%	1st Half: 17-35, 48.6%			2nd Half: 20-33, 60.6%				Game: 54.4%			
3-PT FG%	1st Half: 4-9, 44.4%			2nd Half: 7-12, 58.3%				Game: 52.4%			
FT %	1st Half: 0-2, 00.0%			2nd Half: 8-12, 66.7%				Game: 57.1%			

Deadball Rebounds: 4

SCORE BY PERIODS

Notre Dame	1	2	F
Seton Hall	48	46	94
Providence	38	55	93

OFFICIALS: Tim Higgins, Mike Eades, Brian O'Connell
TECHNICALS: Notre Dame - None, Providence - None
ATTENDANCE: 11,185

Notes: Notre Dame won its eighth straight over the Friars to improve to 15-9 all-time in the series ... The Irish have won six straight at the Dunkin' Donuts Center ... Notre Dame's 22-5 record signifies the best 27-game start under Mike Brey ... The Irish registered their 11th BIG EAST win for the fourth time in 11 seasons ... Notre Dame eclipsed the 90-point mark for the fifth time this season and first in BIG EAST play ... Ben Hansbrough's 32 points were a career high and also marked the first 30-plus point outing of his career ... His 10 field goals were a career best ... It marked the 11th time this season with 20-plus points ... Tim Abromaitis' 28 points were a season high and the ninth 20-plus point outing of the season ... Tyrone Nash scored in double figures for the 14th time, while Scott Martin reached double digits for the 16th time ... Notre Dame dished off 20 or more assists for the eighth time ... Carleton Scott grabbed 10-plus rebounds for the eighth time ... Marshon Brooks' 52 points were the most ever scored by an opponent against the Irish ... Notre Dame registered its 43rd BIG EAST regular-season win to tie the school mark for wins over a four-year period.

GAME #26		NOTRE DAME	58
		WEST VIRGINIA	72

February 19, 2011 • Morgantown, W.Va.
WVU Coliseum

Notre Dame	FG-A	3FG-A	FTA	REB	PF	TP	A	TO	BK	ST	MIN
Tyrone Nash	4-5	0-0	2-5	4-0-4	0	10	2	4	0	0	23
Tim Abromaitis	2-9	1-5	4-6	1-3-4	5	9	2	0	1	0	34
Carleton Scott	4-11	3-7	0-0	3-8-11	2	11	1	3	2	1	39
Scott Martin	4-11	1-6	0-0	4-2-6	4	9	0	2	0	0	32
Ben Hansbrough	7-18	3-7	2-2	2-5-7	5	19	2	0	0	2	38
Eric Atkins	0-2	0-0	0-0	0-1-1	3	0	3	1	0	0	21
Alex Dragicevich	0-2	0-2	0-0	0-0-0	0	0	0	0	0	0	2
Joey Brooks	0-0	0-0	0-0	0-1-0	0	0	0	0	0	0	2
Jack Cooley	0-2	0-0	0-0	0-3-3	1	0	1	0	0	0	9
Team				2-0-2							
Totals	21-60	8-27	8-13	16-23-39	21	58	11	10	3	3	200
Total FG%	1st Half: 11-31, 35.5%			2nd Half: 10-29, 34.5%				Game: 35.0%			
3-PT FG%	1st Half: 3-13, 23.1%			2nd Half: 5-14, 35.7%				Game: 29.6%			
FT %	1st Half: 2-5, 40.0%			2nd Half: 6-8, 75.0%				Game: 61.5%			

Deadball Rebounds: 1

West Virginia	FG-A	3FG-A	FTA	REB	PF	TP	A	TO	BK	ST	MIN
Cam Thoroughman	1-3	0-0	2-2	0-1-1	3	4	0	1	2	0	27
Kevin Jones	4-11	2-4	4-4	4-6-10	2	14	3	0	0	1	40
John Flowers	2-5	0-1	2-2	4-6-10	4	5	0	0	2	2	29
Joe Mazzulla	6-10	1-2	3-7	0-5-5	1	16	7	1	0	0	40
Darryl Bryant	5-11	4-7	10-12	0-2-2	1	24	0	0	0	1	28
Casey Mitchell	1-4	0-2	0-0	0-1-1	0	2	0	0	0	0	9
Jonnie West	1-2	1-2	0-0	0-0-0	0	3	0	0	0	0	5
Deniz Kilicli	1-3	0-0	0-0	0-5-5	2	2	1	1	1	0	12
Dalton Pepper	1-5	0-2	0-0	1-0-1	0	2	0	1	0	1	10
Team				3-0-3							
Totals	22-54	8-20	20-27	12-26-38	14	72	11	5	5	5	200
Total FG%	1st Half: 8-28, 28.6%			2nd Half: 14-26, 53.8%				Game: 40.7%			
3-PT FG%	1st Half: 2-9, 22.2%			2nd Half: 6-11, 54.5%				Game: 40.0%			
FT %	1st Half: 8-10, 80.0%			2nd Half: 12-17, 70.6%				Game: 74.1%			

Deadball Rebounds: 4

SCORE BY PERIODS

Notre Dame	1	2	F
West Virginia	27	31	58
West Virginia	26	46	72

OFFICIALS: Ed Corbett, Tim Higgins, Sean Corbin
TECHNICALS: Notre Dame - TEAM, St. John's - TEAM
ATTENDANCE: 12,298

Notes: This was the 37th meeting between the two teams ... The Irish are 8-8 all-time in games played at West Virginia ... Notre Dame extended its consecutive games mark with at least one three-pointer to 400 ... The Irish lost for the first time this season when leading at the half (17-1) ... It marked the first time this season that the Irish did not receive any points from the bench ... Notre Dame's seven-game BIG EAST win streak (which matched the second-longest in program history) ... Ben Hansbrough recorded his ninth straight double-figure outing ... Carleton Scott registered his seventh double-double of the season and 10th of his career ... Tyrone Nash reached double figures for the 13th time and 27th time in his career.

GAME #28		NOTRE DAME	66
		SETON HALL	48

February 26, 2011 • Notre Dame, Ind.
Purcell Pavilion at the Joyce Center

Seton Hall	FG-A	3FG-A	FTA	REB	PF	TP	A	TO	BK	ST	MIN
Herb Pope	1-9	0-0	2-2	1-3-4	3	4	1	0	0	0	29
Jeff Robinson	5-10	2-3	4-4	0-5-5	3	16	1	3	0	0	33
Jordan Theodore	3-8	1-2	0-0	0-2-2	4	7	4	2	0	0	32
Jeremy Hazell	5-13	1-7	3-3	1-0-1	0	14	1	2	0	2	40
Fuquan Edwin	1-6	0-1	0-1	2-5-7	4	2	1	1	0	1	22
Eniel Polynice	1-5	0-2	0-0	0-4-4	1	2	3	2	0		

GAME #29		NOTRE DAME	93
		VILLANOVA	72

February 28, 2011 • Notre Dame, Ind.
Purcell Pavilion at the Joyce Center

Villanova	FG-A	3FG-A	FTA	REB	PF	TP	A	TO	BK	ST	MIN
Antonio Pena	6-8	0-0	0-0	2-3-5	2	12	1	0	0	2	27
Mouptatou Yarou	2-3	0-0	0-0	4-4-4	3	4	0	0	1	0	17
Maalik Wayns	4-11	1-2	2-4	1-3-4	0	11	8	1	0	0	35
Corey Fisher	8-17	3-8	3-4	0-0-0	2	22	3	3	0	0	35
Corey Stokes	3-8	3-6	0-1	0-2-2	3	9	3	2	0	0	32
Russell Wooten	0-0	0-0	0-0	0-0-0	0	0	0	0	0	0	1
Dominic Cheek	2-7	2-5	0-0	0-0-0	3	6	3	1	0	1	22
James Bell	2-5	2-5	0-0	0-1-1	3	6	0	0	0	0	18
Isaiah Armwood	1-1	0-0	0-0	1-2-3	2	2	0	2	0	0	13
Team				4-3-7							
Totals	28-60	11-26	5-9	8-18-26	18	72	18	9	1	3	200
Total FG%	1st Half: 10-28, 35.7%			2nd Half: 18-32, 56.3%				Game: 46.7%			
3-PT FG%	1st Half: 2-10, 20.0%			2nd Half: 9-16, 56.3%				Game: 42.3%			
FT %	1st Half: 5-8, 62.5%			2nd Half: 0-1, 00.0%				Game: 55.6%			
Deadball Rebounds: 2											

Notre Dame	FG-A	3FG-A	FTA	REB	PF	TP	A	TO	BK	ST	MIN
Yyrone Nash	3-4	0-0	5-6	3-8-11	3	11	2	0	0	0	32
Tim Abromaitis	10-17	9-13	1-2	0-4-4	3	30	4	2	0	0	37
Carleton Scott	4-12	2-6	0-0	1-5-6	1	10	3	0	2	0	30
Scott Martin	2-5	1-2	0-0	0-0-0	2	5	1	1	0	0	28
Ben Hansbrough	8-12	7-10	7-7	0-2-2	2	30	10	5	0	5	39
Eric Atkins	1-1	1-1	2-3	0-0-0	2	5	1	2	0	0	19
Tom Kopko	1-1	0-0	0-0	0-0-0	0	2	0	0	0	0	1
Alex Dragicevich	0-0	0-0	0-2	0-1-1	0	0	0	0	0	0	1
Tom Knight	0-0	0-0	0-0	0-1-1	1	0	1	0	0	0	1
Joey Brooks	0-0	0-0	0-0	0-0-0	0	0	0	0	0	0	1
Jack Cooley	0-0	0-0	0-0	3-2-5	1	0	1	0	1	0	11
Team				1-3-4							
Totals	29-52	20-32	15-20	8-26-34	15	93	23	10	3	5	200
Total FG%	1st Half: 16-30, 53.3%			2nd Half: 13-22, 59.1%				Game: 55.8%			
3-PT FG%	1st Half: 11-19, 57.9%			2nd Half: 9-13, 69.2%				Game: 62.5%			
FT %	1st Half: 4-6, 66.7%			2nd Half: 11-14, 78.6%				Game: 75.0%			
Deadball Rebounds: 2											

SCORE BY PERIODS

Villanova	1	2	F
Notre Dame	27	45	72
Notre Dame	47	46	93

OFFICIALS: Karl Hess, Pat Driscoll, Les Jones
TECHNICALS: Villanova - None, Notre Dame - None
ATTENDANCE: 9,149

Notes: Notre Dame finished undefeated at home for the third time in five seasons ... The win capped off a perfect 17-0 mark and extended the Irish win streak at Purcell Pavilion to 19 games dating back to last season ... This is the fifth season overall since the building was opened in 1968-69 that a Notre Dame team has gone undefeated at home ... The 24 wins are tied for second-most under head coach Mike Brey ... Notre Dame earned its 13th BIG EAST regular-season win — second most in program history ... Since 2007, the Irish have won 93 games, tying the program record for most wins in a four-year period ... Notre Dame's 20 three-pointers were a school as well as Purcell Pavilion record ... It also matched the BIG EAST single-game three-point record ... Notre Dame hit 10-plus three-pointers for the sixth time ... The 11 three-pointers in the first half matched the most for an Irish team in one half of a BIG EAST game ... Tim Abromaitis' nine three-pointers tied the Purcell Pavilion single-game record by an Irish player ... Abromaitis registered his first 30-point performance of the season and third of his career, while Ben Hansbrough reached the 30-point mark for the second in three games ... Hansbrough's seven three-pointers were a career high ... Abromaitis and Hansbrough became the first Irish players to score 30 or more points in the game contest since Chris Quinn and Colin Falls in 2006 ... Hansbrough notched his third career double-double as his 10 assists matched a career best ... Tyrone Nash registered his four career double-double as his 11 rebounds tied a career high.

GAME #31		NOTRE DAME	89
		CINCINNATI	51

March 10, 2011 • New York, N.Y.
Madison Square Garden (BIG EAST Tournament)

Cincinnati	FG-A	3FG-A	FTA	REB	PF	TP	A	TO	BK	ST	MIN
Rashard Bishop	2-6	0-2	0-0	2-2-4	1	4	1	1	0	0	24
Ibrahima Thomas	0-2	0-1	0-0	2-1-3	4	0	0	0	1	0	9
Yancy Gates	4-10	0-0	4-6	3-6-9	4	12	2	2	3	0	34
Cashmere Wright	1-2	0-0	0-0	0-1-1	0	2	2	0	0	0	16
Dion Dixon	5-11	3-9	2-3	0-1-2	2	15	1	1	0	0	34
Justin Jackson	2-4	0-0	0-4	1-1-2	2	4	0	2	0	1	14
Larry Davis	0-3	0-3	0-0	1-1-2	3	0	0	1	0	0	14
Darnell Wilks	2-5	1-2	2-4	2-1-3	1	7	1	0	1	1	19
Sean Kilpatrick	3-10	1-3	0-0	1-0-1	3	7	2	1	0	0	26
Anthony McBride	0-0	0-0	0-0	0-0-0	0	0	0	0	0	0	1
Anthony McClain	0-0	0-0	0-0	0-0-0	0	0	0	0	0	0	1
aQuon Parker	0-5	0-2	0-0	1-1-2	1	0	0	2	0	0	8
Team				4-1-5							
Totals	19-58	5-22	8-17	17-16-33	21	51	9	10	5	2	200
Total FG%	1st Half: 12-32, 37.5%			2nd Half: 7-26, 26.9%				Game: 32.8%			
3-PT FG%	1st Half: 3-11, 27.3%			2nd Half: 2-11, 18.2%				Game: 22.7%			
FT %	1st Half: 3-7, 42.9%			2nd Half: 5-10, 50.0%				Game: 47.1%			
Deadball Rebounds: 4											

Notre Dame	FG-A	3FG-A	FTA	REB	PF	TP	A	TO	BK	ST	MIN
Yyrone Nash	2-5	0-0	4-6	2-3-5	2	8	3	1	0	0	24
Tim Abromaitis	6-12	4-7	1-3	1-5-6	4	17	4	2	0	1	29
Carleton Scott	6-8	2-4	4-5	1-5-6	2	18	4	0	4	1	34
Scott Martin	5-10	1-2	0-0	1-2-3	0	11	2	0	1	1	32
Ben Hansbrough	8-11	2-5	5-5	0-4-4	0	23	6	2	0	1	36
Eric Atkins	1-5	0-1	2-2	1-1-2	1	4	1	0	0	0	18
Tom Kopko	0-1	0-0	0-0	0-1-1	0	0	0	0	0	0	3
Alex Dragicevich	0-0	0-0	0-0	0-1-1	0	0	1	0	0	0	4
Tom Knight	1-1	0-0	0-0	0-0-0	1	2	0	0	0	0	4
Joey Brooks	1-1	0-0	0-0	0-0-0	1	2	1	0	0	0	4
Jack Cooley	2-3	0-0	0-0	3-4-7	1	4	0	0	1	0	11
Team				2-1-3							
Totals	32-57	9-19	16-21	11-27-38	12	89	22	5	6	4	200
Total FG%	1st Half: 14-29, 48.3%			2nd Half: 18-28, 64.3%				Game: 56.1%			
3-PT FG%	1st Half: 8-16, 50.0%			2nd Half: 1-3, 33.3%				Game: 47.4%			
FT %	1st Half: 4-5, 80.0%			2nd Half: 12-16, 75.0%				Game: 76.2%			
Deadball Rebounds: 3											

SCORE BY PERIODS

Cincinnati	1	2	F
Notre Dame	30	21	51
Notre Dame	40	49	89

OFFICIALS: Pat Driscoll, Michael Stephens, Wally Rutecki
TECHNICALS: None
ATTENDANCE: 19,375

Notes: Notre Dame's 38-point margin of victory was the largest ever for an Irish team in a BIG EAST game and BIG EAST tournament game ... The 38-point win also was the second-largest margin of victory in the history of the BIG EAST Championship ... Notre Dame is now 4-5 all-time in BIG EAST quarterfinal contests ... The Irish earned their 26th victory of the season, most ever under head coach Mike Brey ... It matches the most ever by a Notre Dame team in the modern era ... The Irish committed a season-low five turnovers and did not commit a turnover in the second half ... Notre Dame's 56.1 shooting percentage is the highest for an Irish team in a BIG EAST Tournament game ... The 32 field goals were the most ever by a Notre Dame team in a BIG EAST Tournament contest ... The 89 points matched the largest output in a BIG EAST Tournament game ... Ben Hansbrough scored 20-plus points in a career-best fifth consecutive outing and extended his double-figure scoring streak to a career-high 14th consecutive game.

GAME #30		NOTRE DAME	70
		CONNECTICUT	67

March 5, 2011 • Storrs, Conn.
Gampel Pavilion

Notre Dame	FG-A	3FG-A	FTA	REB	PF	TP	A	TO	BK	ST	MIN
Yyrone Nash	3-7	0-0	7-9	2-3-5	1	13	2	0	0	1	29
Tim Abromaitis	5-12	1-6	0-0	1-6-7	1	11	1	0	0	0	38
Carleton Scott	5-10	3-7	0-0	1-2-3	2	13	2	0	0	0	38
Scott Martin	2-4	0-1	0-3	1-5-6	2	4	1	3	0	0	34
Ben Hansbrough	8-9	5-6	0-0	1-3-4	5	21	5	4	1	0	27
Eric Atkins	2-6	1-4	1-2	0-0-0	1	6	3	1	0	1	21
Jack Cooley	1-3	0-0	0-0	2-3-5	1	2	0	0	0	0	13
Team				0-2-2							
Totals	26-51	10-24	8-14	8-24-32	13	70	14	9	1	2	200
Total FG%	1st Half: 12-23, 52.2%			2nd Half: 14-28, 50.0%				Game: 51.0%			
3-PT FG%	1st Half: 6-13, 46.2%			2nd Half: 4-11, 36.4%				Game: 41.7%			
FT %	1st Half: 3-4, 75.0%			2nd Half: 5-10, 50.0%				Game: 57.1%			
Deadball Rebounds: 4											


Connecticut	FG-A	3FG-A	FTA	REB	PF	TP	A	TO	BK	ST	MIN
Niels Giffey	0-2	0-0	0-0	0-2-2	0	0	0	0	0	0	6
Niels Smith	1-4	0-0	0-0	1-3-4	2	2	0	0	0	1	24
Charles Okwandu	2-4	0-0	0-0	2-1-3	5	4	0	0	1	0	17
Jeremy Lamb	4-8	1-4	0-0	0-1-1	2	9	1	1	0	1	30
Kemba Walker	11-22	2-7	10-10	2-4-6	0	34	1	1	0	1	40
Donnell Beverly	1-2	0-0	0-0	0-1-1	2	2	2	1	0	0	11
J Coombs-McDaniel	1-5	0-3	0-0	1-2-3	1	2	1	0	0	0	21
Shabazz Napier	4-7	1-4	0-0	0-2-2	2	9	3	0	0	1	27
Alex Oriakhi	2-4	0-0	1-1	1-1-2	2	5	0	0	1	0	24
Team				1-2-3							
Totals	26-58	4-18	11-11	8-19-27	16	67	8	3	2	4	200
Total FG%	1st Half: 15-31, 48.4%			2nd Half: 11-27, 40.7%				Game: 44.8%			
3-PT FG%	1st Half: 3-11, 27.3%			2nd Half: 1-7, 14.3%				Game: 22.2%			
FT %	1st Half: 3-3, 100.0%			2nd Half: 8-8, 100.0%				Game: 100.0%			
Deadball Rebounds: 0											

SCORE BY PERIODS

Connecticut	1	2	F
Notre Dame	33	37	70
Connecticut	36	31	67

OFFICIALS: Pat Driscoll, Mike Roberts, Tim Clougherty
TECHNICALS: Notre Dame - None, Connecticut - None
ATTENDANCE: 10,167

Notes: Notre Dame won its 25th game in the regular season to register the most wins in the modern era by an Irish team ... The 25 win are also tied for the most in a single season during Mike Brey's 11 seasons with the Irish ... Notre Dame finished the BIG EAST regular season with a 14-4 mark, matching the best record in program history ... This was just the second win ever for an Irish team at Connecticut (2-10 all-time) and first win at Gampel Pavilion ... Notre Dame's last win was a 75-70 decision on Jan. 5, 2000 ... The Irish have won the last three meetings between the two schools - Notre Dame's longest win streak in the series ... The Irish improved to 6-0 this season in games decided by five points or less ... Over the past four seasons, Notre Dame has posted a 94-40 (.701) record over the past four seasons ... It's the most wins in program history over a four-year period ... Notre Dame finished with 10 or more three-pointers for the seventh time this season ... The Irish's 51.0 shooting percentage marked the 11th time this season — and third in the last four games — that Notre Dame shot better than 50 percent from the floor ... Ben Hansbrough scored 20-plus points for the fourth straight game and 14th time this season as he extended his double-figure scoring streak to 13 consecutive games ... This marked the 13th time this season that Notre Dame had at least four players in double figures ... The Irish improved to 6-3 when trailing at halftime.

GAME #32		NOTRE DAME	77
	</		

2010-11 Notre Dame Men's Basketball
 Notre Dame Combined Team Statistics (as of Mar 12, 2011)
 All games

RECORD:	OVERALL	HOME	AWAY	NEUTRAL
ALL GAMES	26-6	17-0	5-4	4-2
CONFERENCE	14-4	9-0	5-4	0-0
NON-CONFERENCE	12-2	8-0	0-0	4-2

##	Player	gp-gs	min	avg	Total		3-Point		F-Throw		Rebounds				pf	dq	a	to	blk	stl	pts	avg
					fg-fga	fg%	3fg-fga	3fg%	ft-fa	ft%	off	def	tot	avg								
23	HANSBROUGH, Ben	32-32	1128	35.2	185-381	.486	82-186	.441	140-172	.814	25	101	126	3.9	82	2	137	78	3	41	592	18.5
21	ABROMAITIS, Tim	32-32	1094	34.2	158-347	.455	72-170	.424	102-132	.773	42	154	196	6.1	62	1	60	50	14	26	490	15.3
34	SCOTT, Carleton	28-27	867	31.0	113-239	.473	45-120	.375	53-60	.883	39	159	198	7.1	67	1	61	37	50	18	324	11.6
14	MARTIN, Scott	31-31	960	31.0	111-257	.432	34-99	.343	52-82	.634	32	120	152	4.9	59	0	56	46	10	15	308	9.9
01	NASH, Tyrone	32-32	918	28.7	91-186	.489	1-2	.500	128-183	.699	79	109	188	5.9	74	4	85	52	18	10	311	9.7
00	ATKINS, Eric	32-6	807	25.2	56-136	.412	21-58	.362	50-70	.714	14	43	57	1.8	56	0	104	39	1	21	183	5.7
45	COOLEY, Jack	32-0	341	10.7	53-81	.654	0-0	.000	15-28	.536	51	53	104	3.3	47	0	11	9	18	7	121	3.8
33	BROGHAMMER, Mike	10-0	52	5.2	8-20	.400	0-0	.000	2-6	.333	6	4	10	1.0	8	0	1	2	2	0	18	1.8
32	BROOKS, Joey	25-0	199	8.0	12-31	.387	1-11	.091	15-35	.429	6	22	28	1.1	20	0	11	15	0	9	40	1.6
25	KNIGHT, Tom	13-0	51	3.9	9-19	.474	0-0	.000	2-2	1.000	7	8	15	1.2	3	0	3	1	2	0	20	1.5
12	DRAGICEVICH, Alex	13-0	59	4.5	5-17	.294	2-10	.200	8-12	.667	3	7	10	0.8	1	0	3	2	0	0	20	1.5
05	KOPKO, Tom	11-0	24	2.2	2-9	.222	1-5	.200	0-0	.000	2	1	3	0.3	0	0	3	0	0	0	5	0.5
Team											44	51	95		2		11					
Total.....		32	6500		803-1723	.466	259-661	.392	567-782	.725	350	832	1182	36.9	481	8	535	342	118	147	2432	76.0
Opponents.....		32	6500		770-1884	.409	218-622	.350	342-480	.713	355	684	1039	32.5	658	-	432	331	100	165	2100	65.6

TEAM STATISTICS	ND	OPP	Date	Opponent	Score	Att.
SCORING	2432	2100	11-12-10	GEORGIA SOUTHERN	w 98-61	8165
Points per game	76.0	65.6	11-14-10	LIBERTY	w 72-51	6478
Scoring margin	+10.4	-	11-17-10	CHICAGO STATE	w 102-62	6252
FIELD GOALS-ATT	803-1723	770-1884	11-22-10	MAINE	w 97-72	6303
Field goal pct	.466	.409	^ 11-25-10	vs Georgia	wo2 89-83	2973
3 POINT FG-ATT	259-661	218-622	^ 11-26-10	vs California	w 57-44	2932
3-point FG pct	.392	.350	^ 11-28-10	vs Wisconsin	w 58-51	3428
3-pt FG made per game	8.1	6.8	11-30-10	INDIANA STATE	w 81-72	7080
FREE THROWS-ATT	567-782	342-480	@ 12-8-10	vs Kentucky	L 58-72	17404
Free throw pct	.725	.713	12-11-10	GONZAGA	w 83-79	8570
F-Throws made per game	17.7	10.7	12-19-10	STONY BROOK	w 88-62	6211
REBOUNDS	1182	1039	12-22-10	UMBC	w 93-53	6265
Rebounds per game	36.9	32.5	* 12-29-10	GEORGETOWN	w 69-55	9149
Rebounding margin	+4.5	-	* 1-1-11	at Syracuse	L 58-70	23058
ASSISTS	535	432	* 1-4-11	CONNECTICUT	w 73-70	7291
Assists per game	16.7	13.5	* 1-8-11	ST. JOHN'S	w 76-61	8032
TURNOVERS	342	331	* 1-10-11	at Marquette	L 57-79	16951
Turnovers per game	10.7	10.3	* 1-16-11	at ST. JOHN'S	L 54-72	8550
Turnover margin	-0.3	-	* 1-19-11	CINCINNATI	w 66-58	8309
Assist/turnover ratio	1.6	1.3	* 1-22-11	MARQUETTE	w 80-75	9149
STEALS	147	165	* 1-24-11	at PITT	w 56-51	12591
Steals per game	4.6	5.2	* 2-3-11	at DePaul	w 83-58	10982
BLOCKS	118	100	* 2-6-11	RUTGERS	w 76-69	8139
Blocks per game	3.7	3.1	* 2-9-11	LOUISVILLE	wot 89-79	8659
ATTENDANCE	132350	177373	* 2-12-11	at USF	w 78-55	6104
Home games-Avg/Game	17-7785	9-12432	* 2-19-11	at West Virginia	L 58-72	12298
Neutral site-Avg/Game	-	6-10914	* 2-23-11	at Providence College	w 94-93	11185
Score by Periods	1st	2nd	OT	OT2	Totals	
Notre Dame	1193	1192	27	20	2432	
Opponents	938	1125	23	14	2100	
						* 2-26-11
						SETON HALL
						w 60-48
						9149
						* 2-28-11
						VILLANOVA
						w 93-72
						9149
						* 3-5-11
						at Connecticut
						w 70-67
						10167
						! 3-10-11
						vs Cincinnati
						w 89-51
						19375
						! 3-11-11
						vs Louisville
						Lot 77-83
						19375

* = Conference game
 ^ = Old Spice Classic (Orlando, Fla.)
 @ = SEC/BIG EAST Invitational (Louisville, Ky.)
 ! = BIG EAST Championship (New York, N.Y.)

2010-11 Notre Dame Men's Basketball
 Notre Dame Season Box Score (as of Mar 12, 2011)
 All games

RECORD:	OVERALL	HOME	AWAY	NEUTRAL
ALL GAMES	26-6	17-0	5-4	4-2
CONFERENCE	14-4	9-0	5-4	0-0
NON-CONFERENCE	12-2	8-0	0-0	4-2

##	Player	gp-gs	min	avg	Total		3-Point		F-Throw		Rebounds					a	to	blk	stl	pts	avg	
					fg-fga	fg%	3fg-fga	3fg%	ft-fa	ft%	off	def	tot	avg	pf							dq
23	HANSBROUGH, Ben	32-32	1128	35.2	185-381	.486	82-186	.441	140-172	.814	25	101	126	3.9	82	2	137	78	3	41	592	18.5
21	ABROMAITIS, Tim	32-32	1094	34.2	158-347	.455	72-170	.424	102-132	.773	42	154	196	6.1	62	1	60	50	14	26	490	15.3
34	SCOTT, Carleton	28-27	867	31.0	113-239	.473	45-120	.375	53-60	.883	39	159	198	7.1	67	1	61	37	50	18	324	11.6
14	MARTIN, Scott	31-31	960	31.0	111-257	.432	34-99	.343	52-82	.634	32	120	152	4.9	59	0	56	46	10	15	308	9.9
01	NASH, Tyrone	32-32	918	28.7	91-186	.489	1-2	.500	128-183	.699	79	109	188	5.9	74	4	85	52	18	10	311	9.7
00	ATKINS, Eric	32-6	807	25.2	56-136	.412	21-58	.362	50-70	.714	14	43	57	1.8	56	0	104	39	1	21	183	5.7
45	COOLEY, Jack	32-0	341	10.7	53-81	.654	0-0	.000	15-28	.536	51	53	104	3.3	47	0	11	9	18	7	121	3.8
33	BROGHAMMER, Mike	10-0	52	5.2	8-20	.400	0-0	.000	2-6	.333	6	4	10	1.0	8	0	1	2	2	0	18	1.8
32	BROOKS, Joey	25-0	199	8.0	12-31	.387	1-11	.091	15-35	.429	6	22	28	1.1	20	0	11	15	0	9	40	1.6
25	KNIGHT, Tom	13-0	51	3.9	9-19	.474	0-0	.000	2-2	1.000	7	8	15	1.2	3	0	3	1	2	0	20	1.5
12	DRAGICEVICH, Alex	13-0	59	4.5	5-17	.294	2-10	.200	8-12	.667	3	7	10	0.8	1	0	3	2	0	0	20	1.5
05	KOPKO, Tom	11-0	24	2.2	2-9	.222	1-5	.200	0-0	.000	2	1	3	0.3	0	0	3	0	0	0	5	0.5
Team											44	51	95		2		11					
Total.....		32	6500		803-1723	.466	259-661	.392	567-782	.725	350	832	1182	36.9	481	8	535	342	118	147	2432	76.0
Opponents.....		32	6500		770-1884	.409	218-622	.350	342-480	.713	355	684	1039	32.5	658	-	432	331	100	165	2100	65.6

Score by Periods	1st	2nd	OT	OT2	Totals
Notre Dame	1193	1192	27	20	2432
Opponents	938	1125	23	14	2100

2010-11 Notre Dame Men's Basketball
 Notre Dame Combined Team Statistics (as of Mar 12, 2011)
 Conference games

RECORD:	OVERALL	HOME	AWAY	NEUTRAL
ALL GAMES	14-4	9-0	5-4	0-0
CONFERENCE	14-4	9-0	5-4	0-0
NON-CONFERENCE	0-0	0-0	0-0	0-0

##	Player	gp-gs	min	avg	Total		3-Point		F-Throw		Rebounds				pf	dq	a	to	blk	stl	pts	avg
					fg-fga	fg%	3fg-fga	3fg%	ft-fta	ft%	off	def	tot	avg								
23	HANSBROUGH, Ben	18-18	660	36.7	118-232	.509	46-107	.430	90-106	.849	14	60	74	4.1	49	2	78	43	3	28	372	20.7
21	ABROMAITIS, Tim	18-18	632	35.1	89-188	.473	43-91	.473	43-61	.705	22	75	97	5.4	39	1	24	32	5	16	264	14.7
34	SCOTT, Carleton	14-13	451	32.2	49-120	.408	22-59	.373	23-25	.920	22	81	103	7.4	32	0	26	20	23	10	143	10.2
14	MARTIN, Scott	18-18	593	32.9	60-151	.397	19-57	.333	31-49	.633	18	73	91	5.1	38	0	33	32	7	9	170	9.4
01	NASH, Tyrone	18-18	540	30.0	55-104	.529	1-2	.500	57-87	.655	49	61	110	6.1	45	3	47	31	11	4	168	9.3
00	ATKINS, Eric	18-5	447	24.8	27-64	.422	11-29	.379	28-38	.737	4	11	15	0.8	34	0	60	22	0	18	93	5.2
45	COOLEY, Jack	18-0	177	9.8	25-40	.625	0-0	.000	4-11	.364	23	27	50	2.8	23	0	5	4	8	3	54	3.0
32	BROOKS, Joey	13-0	87	6.7	2-6	.333	0-2	.000	10-23	.435	1	8	9	0.7	9	0	0	5	0	4	14	1.1
12	DRAGICEVICH, Alex	6-0	18	3.0	2-7	.286	1-6	.167	1-4	.250	0	2	2	0.3	0	0	1	2	0	0	6	1.0
33	BROGHAMMER, Mike	3-0	5	1.7	1-1	1.000	0-0	.000	0-0	.000	0	0	0	0.0	0	0	0	0	1	0	2	0.7
05	KOPKO, Tom	4-0	4	1.0	1-2	.500	0-1	.000	0-0	.000	0	0	0	0.0	0	0	1	0	0	0	2	0.5
25	KNIGHT, Tom	6-0	11	1.8	1-3	.333	0-0	.000	0-0	.000	1	1	2	0.3	1	0	1	0	0	0	2	0.3
Team											23	27	50		2		10					
Total.....		18	3625		430-918	.468	143-354	.404	287-404	.710	177	426	603	33.5	272	6	276	201	58	92	1290	71.7
Opponents.....		18	3625		440-1025	.429	128-334	.383	196-267	.734	198	375	573	31.8	346	-	240	186	56	98	1204	66.9

TEAM STATISTICS	ND	OPP	Date	Opponent	Score	Att.
SCORING	1290	1204	* 12-29-10	GEORGETOWN	w 69-55	9149
Points per game	71.7	66.9	* 1-1-11	at Syracuse	L 58-70	23058
Scoring margin	+4.8	-	* 1-4-11	CONNECTICUT	w 73-70	7291
FIELD GOALS-ATT	430-918	440-1025	* 1-8-11	ST. JOHN'S	w 76-61	8032
Field goal pct	.468	.429	* 1-10-11	at Marquette	L 57-79	16951
3 POINT FG-ATT	143-354	128-334	* 1-16-11	at ST. JOHN'S	L 54-72	8550
3-point FG pct	.404	.383	* 1-19-11	CINCINNATI	w 66-58	8309
3-pt FG made per game	7.9	7.1	* 1-22-11	MARQUETTE	w 80-75	9149
FREE THROWS-ATT	287-404	196-267	* 1-24-11	at PITT	w 56-51	12591
Free throw pct	.710	.734	* 2-3-11	at DePaul	w 83-58	10982
F-Throws made per game	15.9	10.9	* 2-6-11	RUTGERS	w 76-69	8139
REBOUNDS	603	573	* 2-9-11	LOUISVILLE	wot 89-79	8659
Rebounds per game	33.5	31.8	* 2-12-11	at USF	w 78-55	6104
Rebounding margin	+1.7	-	* 2-19-11	at West Virginia	L 58-72	12298
ASSISTS	276	240	* 2-23-11	at Providence College	w 94-93	11185
Assists per game	15.3	13.3	* 2-26-11	SETON HALL	w 60-48	9149
TURNOVERS	201	186	* 2-28-11	VILLANOVA	w 93-72	9149
Turnovers per game	11.2	10.3	* 3-5-11	at Connecticut	w 70-67	10167
Turnover margin	-0.8	-				
Assist/turnover ratio	1.4	1.3				
STEALS	92	98				
Steals per game	5.1	5.4				
BLOCKS	58	56				
Blocks per game	3.2	3.1				
ATTENDANCE	77026	111886				
Home games-Avg/Game	9-8558	9-12432				
Neutral site-Avg/Game	-	0-0				

* = Conference game
 ^ = Old Spice Classic (Orlando, Fla.)
 @ = SEC/BIG EAST Invitational (Louisville, Ky.)
 ! = BIG EAST Championship (New York, N.Y.)

Score by Periods	1st	2nd	OT	Totals
Notre Dame	622	653	15	1290
Opponents	538	661	5	1204

2010-11 Notre Dame Men's Basketball
 Notre Dame Combined Team Statistics (as of Mar 12, 2011)
 BIG EAST Tournament

RECORD:	OVERALL	HOME	AWAY	NEUTRAL
ALL GAMES	1-1	0-0	0-0	1-1
CONFERENCE	0-0	0-0	0-0	0-0
NON-CONFERENCE	1-1	0-0	0-0	1-1

##	Player	gp-gs	min	avg	Total		3-Point		F-Throw		Rebounds				pf	dq	a	to	blk	stl	pts	avg
					fg-fga	fg%	3fg-fga	3fg%	ft-fta	ft%	off	def	tot	avg								
23	HANSBROUGH, Ben	2-2	79	39.5	11-27	.407	4-13	.308	10-13	.769	1	10	11	5.5	3	0	11	8	0	2	36	18.0
21	ABROMAITIS, Tim	2-2	70	35.0	11-22	.500	5-10	.500	6-8	.750	2	7	9	4.5	6	0	7	2	0	1	33	16.5
14	MARTIN, Scott	2-2	76	38.0	13-25	.520	4-10	.400	2-4	.500	1	10	11	5.5	1	0	5	1	1	3	32	16.0
34	SCOTT, Carleton	2-2	78	39.0	10-16	.625	4-9	.444	4-5	.800	2	11	13	6.5	6	0	5	1	4	2	28	14.0
01	NASH, Tyrone	2-2	45	22.5	5-11	.455	0-0	.000	11-14	.786	3	3	6	3.0	7	1	3	1	2	0	21	10.5
45	COOLEY, Jack	2-0	30	15.0	4-5	.800	0-0	.000	0-0	.000	7	6	13	6.5	4	0	0	0	3	1	8	4.0
32	BROOKS, Joey	1-0	5	5.0	1-1	1.000	0-0	.000	0-0	.000	0	0	0	0.0	1	0	1	0	0	0	2	2.0
25	KNIGHT, Tom	1-0	4	4.0	1-1	1.000	0-0	.000	0-0	.000	0	0	0	0.0	1	0	0	0	0	0	2	2.0
00	ATKINS, Eric	2-0	31	15.5	1-6	.167	0-1	.000	2-2	1.000	1	1	2	1.0	5	0	2	3	0	0	4	2.0
05	KOPKO, Tom	1-0	3	3.0	0-1	.000	0-0	.000	0-0	.000	0	1	1	1.0	0	0	0	0	0	0	0	0.0
12	DRAGICEVICH, Alex	1-0	4	4.0	0-0	.000	0-0	.000	0-0	.000	0	1	1	1.0	0	0	1	0	0	0	0	0.0
Team											4	2	6									
Total.....		2	425		57-115	.496	17-43	.395	35-46	.761	21	52	73	36.5	34	1	35	16	10	9	166	83.0
Opponents.....		2	425		47-131	.359	12-45	.267	28-42	.667	40	42	82	41.0	42	-	24	19	8	7	134	67.0

TEAM STATISTICS	ND	OPP	Date	Opponent	Score	Att.	
SCORING	166	134	!	3-10-11	vs Cincinnati	W 89-51	19375
Points per game	83.0	67.0	!	3-11-11	vs Louisville	Lot 77-83	19375
Scoring margin	+16.0	-					
FIELD GOALS-ATT	57-115	47-131					
Field goal pct	.496	.359					
3 POINT FG-ATT	17-43	12-45					
3-point FG pct	.395	.267					
3-pt FG made per game	8.5	6.0					
FREE THROWS-ATT	35-46	28-42					
Free throw pct	.761	.667					
F-Throws made per game	17.5	14.0					
REBOUNDS	73	82					
Rebounds per game	36.5	41.0					
Rebounding margin	-4.5	-					
ASSISTS	35	24					
Assists per game	17.5	12.0					
TURNOVERS	16	19					
Turnovers per game	8.0	9.5					
Turnover margin	+1.5	-					
Assist/turnover ratio	2.2	1.3					
STEALS	9	7					
Steals per game	4.5	3.5					
BLOCKS	10	8					
Blocks per game	5.0	4.0					
ATTENDANCE	0	38750					
Home games-Avg/Game	0-0	0-0					
Neutral site-Avg/Game	-	2-19375					

* = Conference game
 ^ = Old Spice Classic (Orlando, Fla.)
 @ = SEC/BIG EAST Invitational (Louisville, Ky.)
 ! = BIG EAST Championship (New York, N.Y.)

Score by Periods	1st	2nd	OT	Totals
Notre Dame	86	75	5	166
Opponents	62	61	11	134

2010-11 Notre Dame Men's Basketball
 Notre Dame Season Schedule/Results & Leaders (as of Mar 12, 2011)
 All games

RECORD:	OVERALL	HOME	AWAY	NEUTRAL
ALL GAMES	26-6	17-0	5-4	4-2
CONFERENCE	14-4	9-0	5-4	0-0
NON-CONFERENCE	12-2	8-0	0-0	4-2

Date	Opponent	Score	Att.	High Points	High Rebounds
11-12-10	GEORGIA SOUTHERN	w 98-61	8165	(20)HANSBROUGH, Ben	(7)SCOTT, Carleton
11-14-10	LIBERTY	w 72-51	6478	(19)HANSBROUGH, Ben	(9)NASH, Tyrone
11-17-10	CHICAGO STATE	w 102-62	6252	(22)HANSBROUGH, Ben	(11)SCOTT, Carleton
11-22-10	MAINE	w 97-72	6303	(26)ABROMAITIS, Tim	(11)NASH, Tyrone
11-25-10	^vs Georgia	Wo2 89-83	2973	(25)ABROMAITIS, Tim	(11)SCOTT, Carleton
11-26-10	^vs California	w 57-44	2932	(16)SCOTT, Carleton	(11)ABROMAITIS, Tim
11-28-10	^vs Wisconsin	w 58-51	3428	(12)SCOTT, Carleton (12)ATKINS, Eric	(9)ABROMAITIS, Tim
11-30-10	INDIANA STATE	w 81-72	7080	(24)HANSBROUGH, Ben	(8)SCOTT, Carleton
12-8-10	@vs Kentucky	58-72 L	17404	(21)HANSBROUGH, Ben	(8)SCOTT, Carleton (8)ABROMAITIS, Tim
12-11-10	GONZAGA	w 83-79	8570	(23)SCOTT, Carleton	(8)ABROMAITIS, Tim
12-19-10	STONY BROOK	w 88-62	6211	(22)ABROMAITIS, Tim	(8)ABROMAITIS, Tim
12-22-10	UMBC	w 93-53	6265	(21)ABROMAITIS, Tim	(11)ABROMAITIS, Tim
12-29-10	*GEORGETOWN	w 69-55	9149	(20)ABROMAITIS, Tim	(10)NASH, Tyrone
1-1-11	*at Syracuse	58-70 L	23058	(15)ABROMAITIS, Tim	(7)ABROMAITIS, Tim (7)MARTIN, Scott
1-4-11	*CONNECTICUT	w 73-70	7291	(21)HANSBROUGH, Ben	(7)NASH, Tyrone (7)ABROMAITIS, Tim
1-8-11	*ST. JOHN'S	w 76-61	8032	(26)HANSBROUGH, Ben	(9)ABROMAITIS, Tim
1-10-11	*at Marquette	57-79 L	16951	(15)ATKINS, Eric	(11)MARTIN, Scott
1-16-11	*at ST. JOHN'S	54-72 L	8550	(18)HANSBROUGH, Ben	(4)HANSBROUGH, Ben (4)BROOKS, Joey (4)MARTIN, Scott
1-19-11	*CINCINNATI	w 66-58	8309	(13)HANSBROUGH, Ben (13)NASH, Tyrone	(8)MARTIN, Scott
1-22-11	*MARQUETTE	w 80-75	9149	(28)HANSBROUGH, Ben	(10)SCOTT, Carleton
1-24-11	*at PITT	w 56-51	12591	(19)HANSBROUGH, Ben	(9)SCOTT, Carleton
2-3-11	*at DePaul	w 83-58	10982	(24)HANSBROUGH, Ben	(8)NASH, Tyrone
2-6-11	*RUTGERS	w 76-69	8139	(25)HANSBROUGH, Ben	(11)SCOTT, Carleton
2-9-11	*LOUISVILLE	Wot 89-79	8659	(25)HANSBROUGH, Ben	(8)ABROMAITIS, Tim (8)SCOTT, Carleton
2-12-11	*at USF	w 78-55	6104	(18)COOLEY, Jack	(11)SCOTT, Carleton
2-19-11	*at West Virginia	58-72 L	12298	(19)HANSBROUGH, Ben	(11)SCOTT, Carleton
2-23-11	*at Providence College	w 94-93	11185	(32)HANSBROUGH, Ben	(10)SCOTT, Carleton
2-26-11	*SETON HALL	w 60-48	9149	(22)ABROMAITIS, Tim	(10)SCOTT, Carleton
2-28-11	*VILLANOVA	w 93-72	9149	(30)ABROMAITIS, Tim (30)HANSBROUGH, Ben	(11)NASH, Tyrone
3-5-11	*at Connecticut	w 70-67	10167	(21)HANSBROUGH, Ben	(7)ABROMAITIS, Tim
3-10-11	!vs Cincinnati	w 89-51	19375	(23)HANSBROUGH, Ben	(7)COOLEY, Jack
3-11-11	!vs Louisville	77-83 Lot	19375	(21)MARTIN, Scott	(8)MARTIN, Scott

* = Conference game
 ^ = Old Spice Classic (Orlando, Fla.)
 @ = SEC/BIG EAST Invitational (Louisville, Ky.)
 ! = BIG EAST Championship (New York, N.Y.)

Attendance Summary	Games	Attend	Avg/Game
Home	17	132350	7785
Away	9	111886	12432
Neutral	6	65487	10914
Total	32	309723	9679

2010-11 Notre Dame Men's Basketball
 Notre Dame Extended Season Box Score (as of Mar 12, 2011)
 All games

RECORD:	OVERALL	HOME	AWAY	NEUTRAL
ALL GAMES	26-6	17-0	5-4	4-2
CONFERENCE	14-4	9-0	5-4	0-0
NON-CONFERENCE	12-2	8-0	0-0	4-2

##	Player	gp-gs	min	avg	Total		3-Point		F-Throw		Rebounds		avg	pf	dq	a	a/g	to	to/g	a/to	blk	blk/g	stl	stl/g	pts	avg	
					fg-fga	fg%	3fg-fga	3fg%	ft-fa	ft%	off	def															tot
23	HANSBROUGH, Ben	32-32	1128	35.2	185-381	.486	82-186	.441	140-172	.814	25	101	126	3.9	82	2	137	4.28	78	2.44	1.76	3	0.09	41	1.28	592	18.5
21	ABROMAITIS, Tim	32-32	1094	34.2	158-347	.455	72-170	.424	102-132	.773	42	154	196	6.1	62	1	60	1.88	50	1.56	1.20	14	0.44	26	0.81	490	15.3
34	SCOTT, Carleton	28-27	867	31.0	113-239	.473	45-120	.375	53-60	.883	39	159	198	7.1	67	1	61	2.18	37	1.32	1.65	50	1.79	18	0.64	324	11.6
14	MARTIN, Scott	31-31	960	31.0	111-257	.432	34-99	.343	52-82	.634	32	120	152	4.9	59	0	56	1.81	46	1.48	1.22	10	0.32	15	0.48	308	9.9
01	NASH, Tyrone	32-32	918	28.7	91-186	.489	1-2	.500	128-183	.699	79	109	188	5.9	74	4	85	2.66	52	1.63	1.63	18	0.56	10	0.31	311	9.7
00	ATKINS, Eric	32-6	807	25.2	56-136	.412	21-58	.362	50-70	.714	14	43	57	1.8	56	0	104	3.25	39	1.22	2.67	1	0.03	21	0.66	183	5.7
45	COOLEY, Jack	32-0	341	10.7	53-81	.654	0-0	.000	15-28	.536	51	53	104	3.3	47	0	11	0.34	9	0.28	1.22	18	0.56	7	0.22	121	3.8
33	BROGHAMMER, Mike	10-0	52	5.2	8-20	.400	0-0	.000	2-6	.333	6	4	10	1.0	8	0	1	0.10	2	0.20	0.50	2	0.20	0	0.00	18	1.8
32	BROOKS, Joey	25-0	199	8.0	12-31	.387	1-11	.091	15-35	.429	6	22	28	1.1	20	0	11	0.44	15	0.60	0.73	0	0.00	9	0.36	40	1.6
25	KNIGHT, Tom	13-0	51	3.9	9-19	.474	0-0	.000	2-2	1.000	7	8	15	1.2	3	0	3	0.23	1	0.08	3.00	2	0.15	0	0.00	20	1.5
12	DRAGICEVICH, Alex	13-0	59	4.5	5-17	.294	2-10	.200	8-12	.667	3	7	10	0.8	1	0	3	0.23	2	0.15	1.50	0	0.00	0	0.00	20	1.5
05	KOPKO, Tom	11-0	24	2.2	2-9	.222	1-5	.200	0-0	.000	2	1	3	0.3	0	0	3	0.27	0	0.00	99.00	0	0.00	0	0.00	5	0.5
Total.....		32	6500		803-1723	.466	259-661	.392	567-782	.725	350	832	1182	36.9	481	8	535	16.72	342	10.69	1.56	118	3.69	147	4.59	2432	76.0
Opponents.....		32	6500		770-1884	.409	218-622	.350	342-480	.713	355	684	1039	32.5	658	-	432	13.50	331	10.34	1.31	100	3.13	165	5.16	2100	65.6

Score by Periods	1st	2nd	OT	OT2	Totals
Notre Dame	1193	1192	27	20	2432
Opponents	938	1125	23	14	2100

2010-11 Notre Dame Men's Basketball
 Notre Dame Overall Team Statistics (as of Mar 12, 2011)
 All games

TEAM STATISTICS	ND	OPP
SCORING	2432	2100
Points per game	76.0	65.6
Scoring margin	+10.4	-
FIELD GOALS-ATT	803-1723	770-1884
Field goal pct	.466	.409
3 POINT FG-ATT	259-661	218-622
3-point FG pct	.392	.350
3-pt FG made per game	8.1	6.8
FREE THROWS-ATT	567-782	342-480
Free throw pct	.725	.713
F-Throws made per game	17.7	10.7
REBOUNDS	1182	1039
Rebounds per game	36.9	32.5
Rebounding margin	+4.5	-
ASSISTS	535	432
Assists per game	16.7	13.5
TURNOVERS	342	331
Turnovers per game	10.7	10.3
Turnover margin	-0.3	-
Assist/turnover ratio	1.6	1.3
STEALS	147	165
Steals per game	4.6	5.2
BLOCKS	118	100
Blocks per game	3.7	3.1
WINNING STREAK	0	-
Home win streak	17	-
ATTENDANCE	132350	177373
Home games-Avg/Game	17-7785	9-12432
Neutral site-Avg/Game	-	6-10914

Score by Periods	1st	2nd	OT	OT2	Totals
Notre Dame	1193	1192	27	20	2432
Opponents	938	1125	23	14	2100

2010-11 Notre Dame Men's Basketball
 Notre Dame Team Game-by-Game Comparison (as of Mar 12, 2011)
 All games

Opponent	1st	2nd	Score	Mar	Total FG	FG Pct	3-Pointers	3FG Pct	Free Throws	FT Pct	Rebounds	Assist	T/Over	Block	Steal	Fouls
GEORGIA SOUTHERN	62/23	36/38	98-61	+37	33-68/16-48	.485/.333	8-26/3-15	.308/.200	24-27/26-34	.889/.765	46/27 +19	21/11	10/17	2/3	8/4	25/24
LIBERTY	41/22	31/29	72-51	+21	23-55/21-59	.418/.356	10-28/5-17	.357/.294	16-25/4-7	.640/.571	42/36 +6	16/14	12/15	4/2	4/3	11/26
CHICAGO STATE	52/31	50/31	102-62	+40	34-69/21-61	.493/.344	12-31/7-20	.387/.350	22-34/13-20	.647/.650	59/28 +31	29/17	9/11	6/1	3/5	15/25
MAINE	52/34	45/38	97-72	+25	30-52/30-62	.577/.484	12-18/7-16	.667/.438	25-27/5-9	.926/.556	36/21 +15	26/16	10/6	5/3	2/3	15/19
Georgia	25/37	37/25	89-83	+6	26-57/32-73	.456/.438	7-17/9-34	.412/.265	30-43/10-20	.698/.500	42/39 +3	10/19	16/12	1/4	2/9	16/27
California	21/5	36/39	57-44	+13	15-54/16-61	.278/.262	1-20/6-21	.050/.286	26-37/6-9	.703/.667	45/44 +1	12/8	10/15	8/6	4/4	15/28
Wisconsin	22/19	36/32	58-51	+7	17-48/20-57	.354/.351	4-14/7-23	.286/.304	20-25/4-4	.800/1000	43/28 +15	7/14	9/4	3/5	1/5	8/22
INDIANA STATE	38/33	43/39	81-72	+9	28-52/27-61	.538/.443	9-20/4-15	.450/.267	16-22/14-18	.727/.778	36/27 +9	21/14	12/7	5/4	4/7	16/22
Kentucky	40/40	18/32	58-72	(14)	20-55/23-57	.364/.404	6-23/9-24	.261/.375	12-20/17-22	.600/.773	34/42 (8)	13/11	10/9	3/2	2/4	19/16
GONZAGA	43/37	40/42	83-79	+4	24-48/29-55	.500/.527	11-20/11-20	.550/.550	24-36/10-12	.667/.833	28/27 +1	19/20	8/9	2/3	6/3	17/27
STONY BROOK	41/28	47/34	88-62	+26	34-63/26-69	.540/.377	9-18/6-16	.500/.375	11-12/4-8	.917/.500	42/33 +9	28/11	9/8	5/2	4/5	10/17
UMBC	48/29	45/24	93-53	+40	32-69/22-65	.464/.338	10-29/4-22	.345/.182	19-24/5-8	.792/.625	53/32 +21	22/13	10/13	6/1	6/8	8/17
GEORGETOWN	34/26	35/29	69-55	+14	20-52/23-54	.385/.426	7-16/4-22	.438/.182	22-27/5-9	.815/.556	35/33 +2	14/16	11/15	3/6	6/6	13/24
Syracuse	33/34	25/36	58-70	(12)	23-54/28-57	.426/.491	7-21/5-17	.333/.294	5-7/9-15	.714/.600	28/36 (8)	18/15	15/11	3/7	6/10	15/12
CONNECTICUT	38/30	35/40	73-70	+3	23-53/26-59	.434/.441	8-19/7-18	.421/.389	19-31/11-12	.613/.917	36/33 +3	15/16	8/12	5/6	7/6	17/23
ST. JOHN'S	44/25	32/36	76-61	+15	25-49/21-55	.510/.382	8-22/2-11	.364/.182	18-23/17-19	.783/.895	33/31 +2	15/9	15/15	2/3	7/6	20/22
Marquette	28/33	29/46	57-79	(22)	21-53/26-49	.396/.531	3-16/12-17	.188/.706	12-17/15-21	.706/.714	28/33 (5)	11/17	13/12	0/2	7/4	20/16
ST. JOHN'S	19/26	35/46	54-72	(18)	16-39/22-45	.410/.489	3-15/4-9	.200/.444	19-32/24-29	.594/.828	24/32 (8)	11/10	20/16	2/3	6/5	25/25
CINCINNATI	33/19	33/39	66-58	+8	20-44/23-60	.455/.383	7-14/7-16	.500/.438	19-24/5-8	.792/.625	32/32 -	16/14	10/8	3/2	4/4	14/22
MARQUETTE	36/45	44/30	80-75	+5	23-43/25-56	.535/.446	6-14/10-20	.429/.500	28-36/15-17	.778/.882	32/25 +7	13/17	7/7	4/3	4/4	17/25
PITT	23/28	33/23	56-51	+5	19-39/18-45	.487/.400	9-18/6-15	.500/.400	9-13/9-16	.692/.563	23/29 (6)	11/9	10/8	4/3	2/4	12/14
DePaul	37/24	46/34	83-58	+25	27-53/19-54	.509/.352	9-21/9-25	.429/.360	20-26/11-16	.769/.688	35/36 (1)	17/11	9/18	2/4	7/4	12/22
RUTGERS	37/33	39/36	76-69	+7	22-47/27-62	.468/.435	5-15/7-20	.333/.350	27-34/8-12	.794/.667	36/31 +5	15/16	9/7	4/2	4/9	13/26
LOUISVILLE	40/44	34/30	89-79	+10	30-63/31-64	.476/.484	9-20/9-21	.450/.429	20-28/8-11	.714/.727	42/30 +12	16/19	7/10	3/2	6/4	12/19
USF	41/17	37/38	78-55	+23	34-61/21-69	.557/.304	7-17/7-22	.412/.318	3-7/6-11	.429/.545	40/41 (1)	23/8	13/14	8/3	8/7	10/9
West Virginia	27/26	31/46	58-72	(14)	21-60/22-54	.350/.407	8-27/8-20	.296/.400	8-13/20-27	.615/.741	39/38 +1	11/11	10/5	3/5	3/5	21/14
Providence College	48/38	46/55	94-93	+1	32-57/37-68	.561/.544	9-22/11-21	.409/.524	21-30/8-14	.700/.571	33/28 +5	20/15	10/4	4/1	3/6	12/22
SETON HALL	24/27	36/21	60-48	+12	19-48/17-56	.396/.304	8-21/5-16	.381/.313	14-22/9-10	.636/.900	41/32 +9	13/11	15/12	4/1	5/7	11/17
VILLANOVA	47/27	46/45	93-72	+21	29-52/28-60	.558/.467	20-32/11-26	.625/.423	15-20/5-9	.750/.556	34/26 +8	23/18	10/9	3/1	5/3	15/18
Connecticut	33/36	37/31	70-67	+3	26-51/26-58	.510/.448	10-24/4-18	.417/.222	8-14/11-11	.571/1000	32/27 +5	14/8	9/3	1/2	2/4	13/16
Cincinnati	40/30	49/21	89-51	+38	32-57/19-58	.561/.328	9-19/5-22	.474/.227	16-21/8-17	.762/.471	38/33 +5	22/9	5/10	6/5	4/2	12/21
Louisville	46/32	26/40	77-83	(6)	25-58/28-73	.431/.384	8-24/7-23	.333/.304	19-25/20-25	.760/.800	35/49 (14)	13/15	11/9	4/3	5/5	22/21

Note: Game totals are displayed in the format TEAM/OPPONENT for each category

2010-11 Notre Dame Men's Basketball
 Notre Dame Points-Rebounds-Assists (as of Mar 12, 2011)
 All games

Opponent	Date	Score		00	01	05	12	14	21	23
				ATKINS,ERI	NASH,TYRON	KOPKO,TOM	DRAGICEVIC	MARTIN,SCO	ABROMAITIS	HANSBROUGH
GEORGIA SOUTHERN	11-12-10	98-61	w	9-3-3	7-2-1	0-1-0	9-3-0	7-5-2	10-5-3	20-3-4
LIBERTY	11-14-10	72-51	w	10-1-4	16-9-1	0-0-0	0-0-0	6-3-3	13-7-0	19-2-4
CHICAGO STATE	11-17-10	102-62	w	12-3-5	11-10-7	0-1-0	4-1-0	DNP	21-10-7	22-5-6
MAINE	11-22-10	97-72	w	3-3-5	13-11-5	3-0-0	0-1-0	15-5-3	26-3-3	11-2-9
vs Georgia	11-25-10	89-83	w	9-4-1	18-6-2	DNP	DNP	6-2-0	25-6-0	13-5-2
vs California	11-26-10	57-44	w	4-0-2	11-5-3	DNP	DNP	11-6-1	7-11-2	7-6-1
vs Wisconsin	11-28-10	58-51	w	12-3-2	8-6-3	DNP	DNP	6-7-1	10-9-0	10-6-1
INDIANA STATE	11-30-10	81-72	w	0-3-4	16-7-4	DNP	DNP	15-5-2	13-4-3	24-2-5
vs Kentucky	12-8-10	58-72	L	4-5-4	8-2-1	DNP	DNP	7-5-1	4-8-2	21-0-2
GONZAGA	12-11-10	83-79	w	12-7-3	3-1-5	DNP	DNP	9-3-2	21-8-4	13-3-3
STONY BROOK	12-19-10	88-62	w	2-3-5	4-6-2	0-0-1	0-0-0	9-6-3	22-8-3	14-4-8
UMBC	12-22-10	93-53	w	9-5-4	7-7-1	0-0-1	1-2-1	15-3-0	21-11-2	10-3-3
GEORGETOWN	12-29-10	69-55	w	0-1-2	15-10-3	DNP	DNP	11-3-1	20-4-1	17-6-3
at Syracuse	1-1-11	58-70	L	3-1-2	5-6-1	DNP	DNP	10-7-6	15-7-2	12-3-5
CONNECTICUT	1-4-11	73-70	w	7-1-5	11-7-3	DNP	DNP	13-3-2	19-7-1	21-5-4
ST. JOHN'S	1-8-11	76-61	w	8-0-4	8-2-1	DNP	DNP	12-8-3	12-9-4	26-4-3
at Marquette	1-10-11	57-79	L	15-0-2	6-5-5	DNP	2-0-1	10-11-1	10-4-0	9-2-2
at ST. JOHN'S	1-16-11	54-72	L	8-1-7	7-3-2	0-0-0	1-0-0	4-4-0	10-3-0	18-4-2
CINCINNATI	1-19-11	66-58	w	11-3-5	13-7-3	DNP	DNP	11-8-1	12-6-1	13-3-5
MARQUETTE	1-22-11	80-75	w	12-1-2	13-4-2	DNP	DNP	10-3-2	6-4-0	28-5-6
at PITT	1-24-11	56-51	w	2-0-1	5-4-2	DNP	DNP	10-1-1	2-2-0	19-4-7
at DePaul	2-3-11	83-58	w	6-2-3	10-8-4	0-0-1	0-1-0	15-7-1	13-4-1	24-3-3
RUTGERS	2-6-11	76-69	w	5-2-6	8-5-0	DNP	DNP	14-2-3	10-8-1	25-6-5
LOUISVILLE	2-9-11	89-79	w	2-1-6	7-6-1	DNP	DNP	6-6-4	23-8-2	25-6-2
at USF	2-12-11	78-55	w	0-0-7	10-6-2	0-0-0	3-0-0	10-7-2	12-3-1	12-2-8
at West Virginia	2-19-11	58-72	L	0-1-3	10-4-2	DNP	0-0-0	9-6-0	9-4-2	19-7-2
at Providence College	2-23-11	94-93	w	3-1-0	13-8-7	DNP	DNP	10-5-1	28-5-1	32-1-4
SETON HALL	2-26-11	60-48	w	0-0-1	3-9-5	DNP	DNP	6-4-3	22-8-2	21-7-2
VILLANOVA	2-28-11	93-72	w	5-0-1	11-11-2	2-0-0	0-1-0	5-0-1	30-4-4	30-2-10
at Connecticut	3-5-11	70-67	w	6-0-3	13-5-2	DNP	DNP	4-6-1	11-7-1	21-4-5
vs Cincinnati	3-10-11	89-51	w	4-2-1	8-5-3	0-1-0	0-1-1	11-3-2	17-6-4	23-4-6
vs Louisville	3-11-11	77-83	L	0-0-1	13-1-0	DNP	DNP	21-8-3	16-3-3	13-7-5

Opponent	Date	Score		25	32	33	34	45
				KNIGHT,TOM	BROOKS,JOE	BROGHAMME	SCOTT,CARL	COOLEY,JAC
GEORGIA SOUTHERN	11-12-10	98-61	w	7-4-1	7-3-2	5-2-0	6-7-4	11-6-1
LIBERTY	11-14-10	72-51	w	0-1-1	4-3-1	0-1-0	4-6-2	0-4-0
CHICAGO STATE	11-17-10	102-62	w	0-2-0	5-4-1	4-4-0	17-11-3	6-5-0
MAINE	11-22-10	97-72	w	2-0-0	0-0-1	0-0-0	11-2-0	13-5-0
vs Georgia	11-25-10	89-83	w	DNP	0-0-0	DNP	11-11-3	7-4-2
vs California	11-26-10	57-44	w	DNP	0-0-0	DNP	16-10-2	1-2-1
vs Wisconsin	11-28-10	58-51	w	DNP	DNP	DNP	12-7-0	0-2-0
INDIANA STATE	11-30-10	81-72	w	DNP	2-3-1	DNP	11-8-2	0-0-0
vs Kentucky	12-8-10	58-72	L	DNP	0-0-0	DNP	10-8-1	4-5-2
GONZAGA	12-11-10	83-79	w	DNP	0-0-0	0-0-0	23-4-2	2-1-0
STONY BROOK	12-19-10	88-62	w	0-1-0	6-2-1	4-0-0	20-4-5	7-3-0
UMBC	12-22-10	93-53	w	7-5-0	0-4-3	3-3-1	12-4-6	8-4-0
GEORGETOWN	12-29-10	69-55	w	DNP	DNP	DNP	4-7-4	2-1-0
at Syracuse	1-1-11	58-70	L	0-0-0	0-0-0	0-0-0	9-0-2	4-2-0
CONNECTICUT	1-4-11	73-70	w	DNP	0-0-0	DNP	DNP	2-6-0
ST. JOHN'S	1-8-11	76-61	w	DNP	5-1-0	DNP	DNP	5-6-0
at Marquette	1-10-11	57-79	L	0-1-0	3-1-0	2-0-0	DNP	0-3-0
at ST. JOHN'S	1-16-11	54-72	L	0-0-0	4-4-0	0-0-0	DNP	2-2-0
CINCINNATI	1-19-11	66-58	w	DNP	0-2-0	DNP	6-2-1	0-0-0
MARQUETTE	1-22-11	80-75	w	DNP	0-0-0	DNP	11-10-1	0-0-0
at PITT	1-24-11	56-51	w	DNP	DNP	DNP	16-9-0	2-1-0
at DePaul	2-3-11	83-58	w	2-0-0	2-0-0	DNP	8-5-3	3-1-1
RUTGERS	2-6-11	76-69	w	DNP	0-0-0	DNP	12-11-0	2-1-0
LOUISVILLE	2-9-11	89-79	w	DNP	DNP	DNP	16-8-1	10-3-0
at USF	2-12-11	78-55	w	0-0-0	0-0-0	DNP	13-11-3	18-8-0
at West Virginia	2-19-11	58-72	L	DNP	0-1-0	DNP	11-11-1	0-3-1
at Providence College	2-23-11	94-93	w	DNP	0-0-0	DNP	6-10-5	2-2-2
SETON HALL	2-26-11	60-48	w	DNP	DNP	DNP	8-10-0	0-1-0
VILLANOVA	2-28-11	93-72	w	0-1-1	0-0-0	DNP	10-6-3	0-5-1
at Connecticut	3-5-11	70-67	w	DNP	DNP	DNP	13-3-2	2-5-0
vs Cincinnati	3-10-11	89-51	w	2-0-0	2-0-1	DNP	18-6-4	4-7-0
vs Louisville	3-11-11	77-83	L	DNP	DNP	DNP	10-7-1	4-6-0

2010-11 Notre Dame Men's Basketball
 Notre Dame Player High/Low Analysis (as of Mar 12, 2011)
 All games

Notre Dame - INDIVIDUAL GAME HIGHS

Points	32		HANSBROUGH, Ben at Providence College (2-23-11)
	30		ABROMAITIS, Tim vs Villanova (2-28-11)
	30		HANSBROUGH, Ben vs Villanova (2-28-11)
	28		ABROMAITIS, Tim at Providence College (2-23-11)
	28		HANSBROUGH, Ben vs Marquette (1-22-11)
Field Goals Made	11		ABROMAITIS, Tim at Providence College (2-23-11)
	10		ABROMAITIS, Tim vs Villanova (2-28-11)
	10		HANSBROUGH, Ben at Providence College (2-23-11)
	10		HANSBROUGH, Ben vs Marquette (1-22-11)
Field Goal Att.	18		HANSBROUGH, Ben at West Virginia (2-19-11)
	17		ABROMAITIS, Tim vs Villanova (2-28-11)
	17		HANSBROUGH, Ben vs Louisville (2-9-11)
	17		SCOTT, Carleton vs California (11-26-10)
FG Pct (min 5 made)	1.000	(8-8)	SCOTT, Carleton vs Stony Brook (12-19-10)
	1.000	(5-5)	COOLEY, Jack vs Louisville (2-9-11)
3-Point FG Made	9		ABROMAITIS, Tim vs Villanova (2-28-11)
	7		HANSBROUGH, Ben vs Villanova (2-28-11)
3-Point FG Att.	13		ABROMAITIS, Tim vs Villanova (2-28-11)
	10		HANSBROUGH, Ben vs Villanova (2-28-11)
	10		HANSBROUGH, Ben vs Louisville (2-9-11)
	10		HANSBROUGH, Ben vs Chicago State (11-17-10)
3-Pt FG Pct (min 2 made)	1.000	(4-4)	SCOTT, Carleton vs Stony Brook (12-19-10)
	1.000	(2-2)	SCOTT, Carleton vs Rutgers (2-6-11)
	1.000	(2-2)	ATKINS, Eric vs Marquette (1-22-11)
	1.000	(2-2)	SCOTT, Carleton vs Cincinnati (1-19-11)
	1.000	(2-2)	MARTIN, Scott vs Cincinnati (1-19-11)
Free Throws Made	12		NASH, Tyrone vs Liberty (11-14-10)
	11		HANSBROUGH, Ben vs Rutgers (2-6-11)
	11		HANSBROUGH, Ben vs Cincinnati (1-19-11)
	11		NASH, Tyrone vs Maine (11-22-10)
Free Throw Att.	15		NASH, Tyrone vs Liberty (11-14-10)
	13		HANSBROUGH, Ben vs Rutgers (2-6-11)
FT Pct (min 3 made)	1.000	(10-10)	HANSBROUGH, Ben vs Georgetown (12-29-10)
	1.000	(9-9)	ABROMAITIS, Tim vs Louisville (2-9-11)
	1.000	(7-7)	HANSBROUGH, Ben vs Villanova (2-28-11)
	1.000	(6-6)	HANSBROUGH, Ben vs Marquette (1-22-11)
	1.000	(6-6)	HANSBROUGH, Ben vs St. John's (1-8-11)
	1.000	(6-6)	SCOTT, Carleton vs California (11-26-10)
	1.000	(6-6)	ABROMAITIS, Tim vs Maine (11-22-10)
	1.000	(6-6)	HANSBROUGH, Ben vs Maine (11-22-10)
	1.000	(5-5)	ABROMAITIS, Tim vs Louisville (3-11-11)
	1.000	(5-5)	HANSBROUGH, Ben vs Cincinnati (3-10-11)
	1.000	(4-4)	ABROMAITIS, Tim at DePaul (2-3-11)
	1.000	(4-4)	SCOTT, Carleton vs Marquette (1-22-11)
	1.000	(4-4)	ATKINS, Eric vs Cincinnati (1-19-11)
	1.000	(4-4)	HANSBROUGH, Ben at ST. JOHN'S (1-16-11)
	1.000	(4-4)	MARTIN, Scott at Syracuse (1-1-11)
	1.000	(4-4)	SCOTT, Carleton vs Georgetown (12-29-10)
	1.000	(4-4)	HANSBROUGH, Ben vs Stony Brook (12-19-10)
	1.000	(4-4)	HANSBROUGH, Ben vs Indiana State (11-30-10)
	1.000	(4-4)	ABROMAITIS, Tim vs Wisconsin (11-28-10)
	1.000	(4-4)	DRAGICEVICH, Alex vs Georgia Southern (11-12-10)
	1.000	(3-3)	HANSBROUGH, Ben at Marquette (1-10-11)

	1.000	(3-3)	ABROMAITIS, Tim vs Georgetown (12-29-10)
	1.000	(3-3)	ABROMAITIS, Tim vs Gonzaga (12-11-10)
	1.000	(3-3)	MARTIN, Scott vs Georgia Southern (11-12-10)
	1.000	(3-3)	COOLEY, Jack vs Georgia Southern (11-12-10)
Rebounds	11		NASH, Tyrone vs Villanova (2-28-11)
	11		SCOTT, Carleton at West Virginia (2-19-11)
	11		SCOTT, Carleton at USF (2-12-11)
	11		SCOTT, Carleton vs Rutgers (2-6-11)
	11		MARTIN, Scott at Marquette (1-10-11)
	11		ABROMAITIS, Tim vs UMBC (12-22-10)
	11		ABROMAITIS, Tim vs California (11-26-10)
	11		SCOTT, Carleton vs Georgia (11-25-10)
	11		NASH, Tyrone vs Maine (11-22-10)
	11		SCOTT, Carleton vs Chicago State (11-17-10)
Assists	10		HANSBROUGH, Ben vs Villanova (2-28-11)
	9		HANSBROUGH, Ben vs Maine (11-22-10)
Steals	5		HANSBROUGH, Ben vs Villanova (2-28-11)
	4		HANSBROUGH, Ben vs St. John's (1-8-11)
Blocked Shots	4		SCOTT, Carleton vs Cincinnati (3-10-11)
	4		SCOTT, Carleton vs Indiana State (11-30-10)
Turnovers	6		HANSBROUGH, Ben vs Louisville (3-11-11)
	5		HANSBROUGH, Ben vs Villanova (2-28-11)
	5		SCOTT, Carleton vs Seton Hall (2-26-11)
	5		HANSBROUGH, Ben at PITT (1-24-11)
	5		ABROMAITIS, Tim at ST. JOHN'S (1-16-11)
	5		NASH, Tyrone vs St. John's (1-8-11)
	5		MARTIN, Scott at Syracuse (1-1-11)
	5		HANSBROUGH, Ben vs Georgia (11-25-10)
Fouls	5		NASH, Tyrone vs Louisville (3-11-11)
	5		HANSBROUGH, Ben at Connecticut (3-5-11)
	5		HANSBROUGH, Ben at West Virginia (2-19-11)
	5		ABROMAITIS, Tim at West Virginia (2-19-11)
	5		NASH, Tyrone vs Rutgers (2-6-11)
	5		NASH, Tyrone at ST. JOHN'S (1-16-11)
	5		NASH, Tyrone vs St. John's (1-8-11)
	5		SCOTT, Carleton vs Georgia (11-25-10)

2010-11 Notre Dame Men's Basketball
 Notre Dame Opponent High/Low Analysis (as of Mar 12, 2011)
 All games

OPPONENT INDIVIDUAL GAME HIGHS

Points	52		BROOKS, Marshon at Providence College (2-23-11)
	34		WALKER, Kemba at Connecticut (3-5-11)
	28		KURIC, Kyle vs Louisville (2-9-11)
	27		Jones, Terrence vs Kentucky (12-8-10)
	26		FERGUSON, Eric vs Georgia Southern (11-12-10)
Field Goals Made	20		BROOKS, Marshon at Providence College (2-23-11)
	11		WALKER, Kemba at Connecticut (3-5-11)
Field Goal Att.	28		BROOKS, Marshon at Providence College (2-23-11)
	23		WALKER, Kemba vs Connecticut (1-4-11)
FG Pct (min 5 made)	.833	(5-6)	AROP, Mangisto vs Gonzaga (12-11-10)
	.778	(7-9)	BUYCKS, Dwight at Marquette (1-10-11)
3-Point FG Made	6		BROOKS, Marshon at Providence College (2-23-11)
	6		NORIEGA, Shaun at USF (2-12-11)
3-Point FG Att.	13		WARE, Dustin vs Georgia (11-25-10)
	12		FRANKLIN, Gary vs California (11-26-10)
3-Pt FG Pct (min 2 made)	1.000	(5-5)	BUYCKS, Dwight at Marquette (1-10-11)
	1.000	(2-2)	WOODALL, Travon at PITT (1-24-11)
Free Throws Made	14		FERGUSON, Eric vs Georgia Southern (11-12-10)
	11		JOHNSON-ODOM, Darius vs Marquette (1-22-11)
Free Throw Att.	16		FERGUSON, Eric vs Georgia Southern (11-12-10)
	13		JOHNSON-ODOM, Darius vs Marquette (1-22-11)
	13		SPENCER, Rory vs Georgia Southern (11-12-10)
FT Pct (min 3 made)	1.000	(10-10)	WALKER, Kemba at Connecticut (3-5-11)
	1.000	(7-7)	NAPIER, Shabazz vs Connecticut (1-4-11)
	1.000	(6-6)	KNOWLES, Preston vs Louisville (3-11-11)
	1.000	(6-6)	KURIC, Kyle vs Louisville (2-9-11)
	1.000	(6-6)	BROWN, Gilbert at PITT (1-24-11)
	1.000	(6-6)	BOOTHE, Malik at ST. JOHN'S (1-16-11)
	1.000	(6-6)	HARRIS, Elias vs Gonzaga (12-11-10)
	1.000	(5-5)	KENNEDY, D.J. at ST. JOHN'S (1-16-11)
	1.000	(4-4)	ROBINSON, Jeff vs Seton Hall (2-26-11)
	1.000	(4-4)	JONES, Kevin at West Virginia (2-19-11)
	1.000	(4-4)	YOUNG, Brandon at DePaul (2-3-11)
	1.000	(4-4)	KENNEDY, D.J. vs St. John's (1-8-11)
	1.000	(4-4)	HARDY, Dwight vs St. John's (1-8-11)
	1.000	(4-4)	Knight, Brandon vs Kentucky (12-8-10)
	1.000	(4-4)	LEUER, Jon vs Wisconsin (11-28-10)
	1.000	(4-4)	WALL, Christian vs Chicago State (11-17-10)
	1.000	(3-3)	HAZELL, Jeremy vs Seton Hall (2-26-11)
	1.000	(3-3)	WALKER, Kemba vs Connecticut (1-4-11)
Rebounds	17		Jones, Terrence vs Kentucky (12-8-10)
	12		BROWN, John vs Liberty (11-14-10)
Assists	9		JARDINE, Scoop at Syracuse (1-1-11)
	8		WAYNS, Maalik vs Villanova (2-28-11)
	8		GRAY, Steven vs Gonzaga (12-11-10)
Steals	5		LESLIE, Travis vs Georgia (11-25-10)
	4		POLYNICE, Eniel vs Seton Hall (2-26-11)
Blocked Shots	6		JACKSON, Rick at Syracuse (1-1-11)
	5		NANKIVIL, Keaton vs Wisconsin (11-28-10)
Turnovers	5		YOUNG, Brandon at DePaul (2-3-11)
	5		JARDINE, Scoop at Syracuse (1-1-11)
	5		DRAYTON III, Ben vs Georgia Southern (11-12-10)
	5		FERGUSON, Eric vs Georgia Southern (11-12-10)

Fouls	5	SIVA, Peyton vs Louisville (3-11-11)
	5	OKWANDU, Charles at Connecticut (3-5-11)
	5	JENNINGS, Terrence vs Louisville (2-9-11)
	5	BIRUTA, Gilvydas vs Rutgers (2-6-11)
	5	FABER, Krys at DePaul (2-3-11)
	5	CROWDER, Jae vs Marquette (1-22-11)
	5	OTULE, Chris vs Marquette (1-22-11)
	5	WILKS, Darnell vs Cincinnati (1-19-11)
	5	ORIAKHI, Alex vs Connecticut (1-4-11)
	5	GOODSON, Demetri vs Gonzaga (12-11-10)
	5	GRAY, Steven vs Gonzaga (12-11-10)
	5	SACRE, Robert vs Gonzaga (12-11-10)
	5	HARRIS, Elias vs Gonzaga (12-11-10)
	5	TAYLOR, Jordan vs Wisconsin (11-28-10)
	5	GASSER, Josh vs Wisconsin (11-28-10)
	5	SANDERS-FRISON, Mark vs California (11-26-10)
	5	NOLTE, Connor vs Georgia (11-25-10)
	5	PRICE, Jeremy vs Georgia (11-25-10)
	5	BURNATOWSKI, Murphy vs Maine (11-22-10)
	5	BURRUS, Antwan vs Liberty (11-14-10)
	5	BAYNHAM, Marvin vs Georgia Southern (11-12-10)

2010-11 Notre Dame Men's Basketball
 Notre Dame Team High/Low Analysis (as of Mar 12, 2011)
 All games

Notre Dame - TEAM GAME HIGHS

POINTS	102	CHICAGO STATE (11-17-10)
	98	GEORGIA SOUTHERN (11-12-10)
	97	MAINE (11-22-10)
	94	at Providence College (2-23-11)
	93	VILLANOVA (2-28-11)
	93	UMBC (12-22-10)
FIELD GOALS MADE	34	at USF (2-12-11)
	34	STONY BROOK (12-19-10)
	34	CHICAGO STATE (11-17-10)
FIELD GOAL ATTEMPTS	69	UMBC (12-22-10)
	69	CHICAGO STATE (11-17-10)
FIELD GOAL PERCENTAGE	.577 (30-52)	MAINE (11-22-10)
	.561 (32-57)	vs Cincinnati (3-10-11)
	.561 (32-57)	at Providence College (2-23-11)
3 PT FIELD GOALS MADE	20	VILLANOVA (2-28-11)
	12	MAINE (11-22-10)
	12	CHICAGO STATE (11-17-10)
3 PT FG ATTEMPTS	32	VILLANOVA (2-28-11)
	31	CHICAGO STATE (11-17-10)
3 PT FG PERCENTAGE	.667 (12-18)	MAINE (11-22-10)
	.625 (20-32)	VILLANOVA (2-28-11)
FREE THROWS MADE	30	vs Georgia (11-25-10)
	28	MARQUETTE (1-22-11)
FREE THROW ATTEMPTS	43	vs Georgia (11-25-10)
	37	vs California (11-26-10)
FREE THROW PERCENTAGE	.926 (25-27)	MAINE (11-22-10)
	.917 (11-12)	STONY BROOK (12-19-10)
REBOUNDS	59	CHICAGO STATE (11-17-10)
	53	UMBC (12-22-10)
ASSISTS	29	CHICAGO STATE (11-17-10)
	28	STONY BROOK (12-19-10)
STEALS	8	at USF (2-12-11)
	8	GEORGIA SOUTHERN (11-12-10)
BLOCKED SHOTS	8	at USF (2-12-11)
	8	vs California (11-26-10)
TURNOVERS	20	at ST. JOHN'S (1-16-11)
	16	vs Georgia (11-25-10)
FOULS	25	at ST. JOHN'S (1-16-11)
	25	GEORGIA SOUTHERN (11-12-10)

2010-11 Notre Dame Men's Basketball
 Notre Dame High/Low Analysis (as of Mar 12, 2011)
 All games

Opponent - GAME HIGHS

POINTS	93		at Providence College (2-23-11)
	83		vs Louisville (3-11-11)
	83		vs Georgia (11-25-10)
	79		LOUISVILLE (2-9-11)
	79		at Marquette (1-10-11)
	79		GONZAGA (12-11-10)
FIELD GOALS MADE	37		at Providence College (2-23-11)
	32		vs Georgia (11-25-10)
FIELD GOAL ATTEMPTS	73		vs Louisville (3-11-11)
	73		vs Georgia (11-25-10)
FIELD GOAL PERCENTAGE	.544	(37-68)	at Providence College (2-23-11)
	.531	(26-49)	at Marquette (1-10-11)
3 PT FIELD GOALS MADE	12		at Marquette (1-10-11)
	11		VILLANOVA (2-28-11)
	11		at Providence College (2-23-11)
	11		GONZAGA (12-11-10)
3 PT FG ATTEMPTS	34		vs Georgia (11-25-10)
	26		VILLANOVA (2-28-11)
3 PT FG PERCENTAGE	.706	(12-17)	at Marquette (1-10-11)
	.550	(11-20)	GONZAGA (12-11-10)
FREE THROWS MADE	26		GEORGIA SOUTHERN (11-12-10)
	24		at ST. JOHN'S (1-16-11)
FREE THROW ATTEMPTS	34		GEORGIA SOUTHERN (11-12-10)
	29		at ST. JOHN'S (1-16-11)
FREE THROW PERCENTAGE	1.000	(11-11)	at Connecticut (3-5-11)
	1.000	(4-4)	vs Wisconsin (11-28-10)
REBOUNDS	49		vs Louisville (3-11-11)
	44		vs California (11-26-10)
ASSISTS	20		GONZAGA (12-11-10)
	19		LOUISVILLE (2-9-11)
	19		vs Georgia (11-25-10)
STEALS	10		at Syracuse (1-1-11)
	9		RUTGERS (2-6-11)
	9		vs Georgia (11-25-10)
BLOCKED SHOTS	7		at Syracuse (1-1-11)
	6		CONNECTICUT (1-4-11)
	6		GEORGETOWN (12-29-10)
	6		vs California (11-26-10)
TURNOVERS	18		at DePaul (2-3-11)
	17		GEORGIA SOUTHERN (11-12-10)
FOULS	28		vs California (11-26-10)
	27		GONZAGA (12-11-10)
	27		vs Georgia (11-25-10)

2010-11 Notre Dame Men's Basketball
 Notre Dame High/Low Analysis (as of Mar 12, 2011)
 All games

Notre Dame - GAME LOWS

POINTS	54		at ST. JOHN'S (1-16-11)
	56		at PITT (1-24-11)
	57		vs California (11-26-10)
	57		at Marquette (1-10-11)
	58		vs Wisconsin (11-28-10)
	58		vs Kentucky (12-8-10)
	58		at Syracuse (1-1-11)
	58		at West Virginia (2-19-11)
FIELD GOALS MADE	15		vs California (11-26-10)
	16		at ST. JOHN'S (1-16-11)
FIELD GOAL ATTEMPTS	39		at ST. JOHN'S (1-16-11)
	39		at PITT (1-24-11)
FIELD GOAL PERCENTAGE	.278	(15-54)	vs California (11-26-10)
	.350	(21-60)	at West Virginia (2-19-11)
3 PT FIELD GOALS MADE	1		vs California (11-26-10)
	3		at Marquette (1-10-11)
	3		at ST. JOHN'S (1-16-11)
3 PT FG ATTEMPTS	14		vs Wisconsin (11-28-10)
	14		CINCINNATI (1-19-11)
	14		MARQUETTE (1-22-11)
3 PT FG PERCENTAGE	.050	(1-20)	vs California (11-26-10)
	.188	(3-16)	at Marquette (1-10-11)
FREE THROWS MADE	3		at USF (2-12-11)
	5		at Syracuse (1-1-11)
FREE THROW ATTEMPTS	7		at Syracuse (1-1-11)
	7		at USF (2-12-11)
FREE THROW PERCENTAGE	.429	(3-7)	at USF (2-12-11)
	.571	(8-14)	at Connecticut (3-5-11)
REBOUNDS	23		at PITT (1-24-11)
	24		at ST. JOHN'S (1-16-11)
ASSISTS	7		vs Wisconsin (11-28-10)
	10		vs Georgia (11-25-10)
STEALS	1		vs Wisconsin (11-28-10)
	2		MAINE (11-22-10)
	2		vs Georgia (11-25-10)
	2		vs Kentucky (12-8-10)
	2		at PITT (1-24-11)
	2		at Connecticut (3-5-11)
BLOCKED SHOTS	0		at Marquette (1-10-11)
	1		vs Georgia (11-25-10)
	1		at Connecticut (3-5-11)
TURNOVERS	5		vs Cincinnati (3-10-11)
	7		MARQUETTE (1-22-11)
	7		LOUISVILLE (2-9-11)
FOULS	8		vs Wisconsin (11-28-10)
	8		UMBC (12-22-10)

2010-11 Notre Dame Men's Basketball
 Notre Dame High/Low Analysis (as of Mar 12, 2011)
 All games

Opponent - GAME LOWS

POINTS	44		vs California (11-26-10)
	48		SETON HALL (2-26-11)
	51		LIBERTY (11-14-10)
	51		vs Wisconsin (11-28-10)
	51		at PITT (1-24-11)
	51		vs Cincinnati (3-10-11)
FIELD GOALS MADE	16		GEORGIA SOUTHERN (11-12-10)
	16		vs California (11-26-10)
FIELD GOAL ATTEMPTS	45		at ST. JOHN'S (1-16-11)
	45		at PITT (1-24-11)
FIELD GOAL PERCENTAGE	.262	(16-61)	vs California (11-26-10)
	.304	(17-56)	SETON HALL (2-26-11)
3 PT FIELD GOALS MADE	2		ST. JOHN'S (1-8-11)
	3		GEORGIA SOUTHERN (11-12-10)
3 PT FG ATTEMPTS	9		at ST. JOHN'S (1-16-11)
	11		ST. JOHN'S (1-8-11)
3 PT FG PERCENTAGE	.182	(2-11)	ST. JOHN'S (1-8-11)
	.182	(4-22)	UMBC (12-22-10)
	.182	(4-22)	GEORGETOWN (12-29-10)
FREE THROWS MADE	4		LIBERTY (11-14-10)
	4		vs Wisconsin (11-28-10)
	4		STONY BROOK (12-19-10)
FREE THROW ATTEMPTS	4		vs Wisconsin (11-28-10)
	7		LIBERTY (11-14-10)
FREE THROW PERCENTAGE	.471	(8-17)	vs Cincinnati (3-10-11)
	.500	(4-8)	STONY BROOK (12-19-10)
	.500	(10-20)	vs Georgia (11-25-10)
REBOUNDS	21		MAINE (11-22-10)
	25		MARQUETTE (1-22-11)
ASSISTS	8		vs California (11-26-10)
	8		at USF (2-12-11)
	8		at Connecticut (3-5-11)
STEALS	2		vs Cincinnati (3-10-11)
	3		LIBERTY (11-14-10)
	3		MAINE (11-22-10)
	3		GONZAGA (12-11-10)
	3		VILLANOVA (2-28-11)
BLOCKED SHOTS	1		CHICAGO STATE (11-17-10)
	1		UMBC (12-22-10)
	1		at Providence College (2-23-11)
	1		SETON HALL (2-26-11)
	1		VILLANOVA (2-28-11)
TURNOVERS	3		at Connecticut (3-5-11)
	4		vs Wisconsin (11-28-10)
	4		at Providence College (2-23-11)
FOULS	9		at USF (2-12-11)
	12		at Syracuse (1-1-11)

2010-11 Notre Dame Men's Basketball
 Notre Dame Combined Team Statistics (as of Mar 12, 2011)
 Home games

RECORD:	OVERALL	HOME	AWAY	NEUTRAL
ALL GAMES	17-0	17-0	0-0	0-0
CONFERENCE	9-0	9-0	0-0	0-0
NON-CONFERENCE	8-0	8-0	0-0	0-0

#	Player	gp-gs	min	avg	Total		3-Point		F-Throw		Rebounds				pf	dq	a	to	blk	stl	pts	avg
					fg-fga	fg%	3fg-fga	3fg%	ft-fa	ft%	off	def	tot	avg								
23	HANSBROUGH, Ben	17-17	587	34.5	100-209	.478	49-105	.467	90-105	.857	13	55	68	4.0	39	0	82	38	2	25	339	19.9
21	ABROMAITIS, Tim	17-17	578	34.0	94-198	.475	49-108	.454	64-82	.780	24	90	114	6.7	25	0	41	25	8	14	301	17.7
34	SCOTT, Carleton	15-14	414	27.6	57-107	.533	24-50	.480	33-38	.868	19	81	100	6.7	32	0	34	17	28	12	171	11.4
14	MARTIN, Scott	16-16	484	30.3	58-129	.450	19-49	.388	29-47	.617	16	51	67	4.2	29	0	35	22	4	7	164	10.3
01	NASH, Tyrone	17-17	485	28.5	45-90	.500	0-0	.000	76-98	.776	44	70	114	6.7	43	2	46	24	10	5	166	9.8
00	ATKINS, Eric	17-4	445	26.2	37-79	.468	15-32	.469	18-28	.643	7	30	37	2.2	33	0	65	21	1	12	107	6.3
45	COOLEY, Jack	17-0	171	10.1	30-38	.789	0-0	.000	8-13	.615	26	25	51	3.0	26	0	2	8	10	5	68	4.0
25	KNIGHT, Tom	7-0	37	5.3	7-15	.467	0-0	.000	2-2	1.000	6	8	14	2.0	2	0	3	1	2	0	16	2.3
33	BROGHAMMER, Mike	7-0	47	6.7	7-19	.368	0-0	.000	2-6	.333	6	4	10	1.4	8	0	1	2	1	0	16	2.3
32	BROOKS, Joey	14-0	121	8.6	9-26	.346	1-11	.091	10-23	.435	5	17	22	1.6	11	0	10	10	0	5	29	2.1
12	DRAGICEVICH, Alex	7-0	38	5.4	3-10	.300	1-4	.250	7-10	.700	3	5	8	1.1	1	0	1	0	0	0	14	2.0
05	KOPKO, Tom	7-0	18	2.6	2-7	.286	1-4	.250	0-0	.000	2	0	2	0.3	0	0	2	0	0	0	5	0.7
Team											21	35	56				4					
Total.....		17	3425		449-927	.484	159-363	.438	339-452	.750	192	471	663	39.0	249	2	322	172	66	85	1396	82.1
Opponents.....		17	3425		413-1006	.411	109-311	.350	164-223	.735	159	345	504	29.6	373	-	252	181	45	87	1099	64.6

TEAM STATISTICS	ND	OPP	Date	Opponent	Score	Att.
SCORING	1396	1099	11-12-10	GEORGIA SOUTHERN	w 98-61	8165
Points per game	82.1	64.6	11-14-10	LIBERTY	w 72-51	6478
Scoring margin	+17.5	-	11-17-10	CHICAGO STATE	w 102-62	6252
FIELD GOALS-ATT	449-927	413-1006	11-22-10	MAINE	w 97-72	6303
Field goal pct	.484	.411	11-30-10	INDIANA STATE	w 81-72	7080
3 POINT FG-ATT	159-363	109-311	12-11-10	GONZAGA	w 83-79	8570
3-point FG pct	.438	.350	12-19-10	STONY BROOK	w 88-62	6211
3-pt FG made per game	9.4	6.4	12-22-10	UMBC	w 93-53	6265
FREE THROWS-ATT	339-452	164-223	* 12-29-10	GEORGETOWN	w 69-55	9149
Free throw pct	.750	.735	* 1-4-11	CONNECTICUT	w 73-70	7291
F-Throws made per game	19.9	9.6	* 1-8-11	ST. JOHN'S	w 76-61	8032
REBOUNDS	663	504	* 1-19-11	CINCINNATI	w 66-58	8309
Rebounds per game	39.0	29.6	* 1-22-11	MARQUETTE	w 80-75	9149
Rebounding margin	+9.4	-	* 2-6-11	RUTGERS	w 76-69	8139
ASSISTS	322	252	* 2-9-11	LOUISVILLE	wot 89-79	8659
Assists per game	18.9	14.8	* 2-26-11	SETON HALL	w 60-48	9149
TURNOVERS	172	181	* 2-28-11	VILLANOVA	w 93-72	9149
Turnovers per game	10.1	10.6				
Turnover margin	+0.5	-				
Assist/turnover ratio	1.9	1.4				
STEALS	85	87				
Steals per game	5.0	5.1				
BLOCKS	66	45				
Blocks per game	3.9	2.6				
ATTENDANCE	132350	0				
Home games-Avg/Game	17-7785	0-0				
Neutral site-Avg/Game	-	0-0				

* = Conference game
 ^ = Old Spice Classic (Orlando, Fla.)
 @ = SEC/BIG EAST Invitational (Louisville, Ky.)
 != BIG EAST Championship (New York, N.Y.)

Score by Periods	1st	2nd	OT	Totals
Notre Dame	710	671	15	1396
Opponents	513	581	5	1099

2010-11 Notre Dame Men's Basketball
 Notre Dame Combined Team Statistics (as of Mar 12, 2011)
 Away games

RECORD:	OVERALL	HOME	AWAY	NEUTRAL
ALL GAMES	5-4	0-0	5-4	0-0
CONFERENCE	5-4	0-0	5-4	0-0
NON-CONFERENCE	0-0	0-0	0-0	0-0

#	Player	gp-gs	min	avg	Total		3-Point		F-Throw		Rebounds				pf	dq	a	to	blk	stl	pts	avg
					fg-fga	fg%	3fg-fga	3fg%	ft-fa	ft%	off	def	tot	avg								
23	HANSBROUGH, Ben	9-9	311	34.6	59-108	.546	21-49	.429	27-35	.771	5	25	30	3.3	27	2	38	21	1	11	166	18.4
21	ABROMAITIS, Tim	9-9	296	32.9	41-88	.466	14-37	.378	14-19	.737	11	28	39	4.3	23	1	8	17	3	10	110	12.2
34	SCOTT, Carleton	7-7	233	33.3	28-68	.412	14-37	.378	6-6	1.000	12	37	49	7.0	17	0	16	12	10	2	76	10.9
14	MARTIN, Scott	9-9	294	32.7	32-80	.400	10-32	.313	8-14	.571	11	43	54	6.0	23	0	13	21	4	5	82	9.1
01	NASH, Tyrone	9-9	267	29.7	27-47	.574	1-2	.500	24-42	.571	24	25	49	5.4	16	1	27	16	4	2	79	8.8
00	ATKINS, Eric	9-2	208	23.1	11-33	.333	4-17	.235	17-22	.773	2	4	6	0.7	13	0	28	10	0	9	43	4.8
45	COOLEY, Jack	9-0	94	10.4	15-27	.556	0-0	.000	3-7	.429	12	15	27	3.0	12	0	4	0	4	1	33	3.7
32	BROOKS, Joey	7-0	62	8.9	2-4	.500	0-0	.000	5-12	.417	1	5	6	0.9	7	0	0	4	0	4	9	1.3
12	DRAGICEVICH, Alex	5-0	17	3.4	2-7	.286	1-6	.167	1-2	.500	0	1	1	0.2	0	0	1	2	0	0	6	1.2
33	BROGHAMMER, Mike	3-0	5	1.7	1-1	1.000	0-0	.000	0-0	.000	0	0	0	0.0	0	0	0	0	1	0	2	0.7
25	KNIGHT, Tom	5-0	10	2.0	1-3	.333	0-0	.000	0-0	.000	1	0	1	0.2	0	0	0	0	0	0	2	0.4
05	KOPKO, Tom	3-0	3	1.0	0-1	.000	0-1	.000	0-0	.000	0	0	0	0.0	0	0	1	0	0	0	0	0.0
Team											11	9	20		2		6					
Total.....		9	1800		219-467	.469	65-181	.359	105-159	.660	90	192	282	31.3	140	4	136	109	27	44	608	67.6
Opponents.....		9	1800		219-499	.439	66-164	.402	113-160	.706	111	189	300	33.3	150	-	104	91	30	49	617	68.6

TEAM STATISTICS	ND	OPP	Date	Opponent	Score	Att.
SCORING	608	617	* 1-1-11	at Syracuse	L 58-70	23058
Points per game	67.6	68.6	* 1-10-11	at Marquette	L 57-79	16951
Scoring margin	-1.0	-	* 1-16-11	at ST. JOHN'S	L 54-72	8550
FIELD GOALS-ATT	219-467	219-499	* 1-24-11	at PITT	w 56-51	12591
Field goal pct	.469	.439	* 2-3-11	at DePaul	w 83-58	10982
3 POINT FG-ATT	65-181	66-164	* 2-12-11	at USF	w 78-55	6104
3-point FG pct	.359	.402	* 2-19-11	at West Virginia	L 58-72	12298
3-pt FG made per game	7.2	7.3	* 2-23-11	at Providence College	w 94-93	11185
FREE THROWS-ATT	105-159	113-160	* 3-5-11	at Connecticut	w 70-67	10167
Free throw pct	.660	.706				
F-Throws made per game	11.7	12.6				
REBOUNDS	282	300				
Rebounds per game	31.3	33.3				
Rebounding margin	-2.0	-				
ASSISTS	136	104				
Assists per game	15.1	11.6				
TURNOVERS	109	91				
Turnovers per game	12.1	10.1				
Turnover margin	-2.0	-				
Assist/turnover ratio	1.2	1.1				
STEALS	44	49				
Steals per game	4.9	5.4				
BLOCKS	27	30				
Blocks per game	3.0	3.3				
ATTENDANCE	0	111886				
Home games-Avg/Game	0-0	9-12432				
Neutral site-Avg/Game	-	0-0				

* = Conference game
 ^ = Old Spice Classic (Orlando, Fla.)
 @ = SEC/BIG EAST Invitational (Louisville, Ky.)
 ! = BIG EAST Championship (New York, N.Y.)

Score by Periods	1st	2nd	Totals
Notre Dame	289	319	608
Opponents	262	355	617

2010-11 Notre Dame Men's Basketball
 Notre Dame Combined Team Statistics (as of Mar 12, 2011)
 Neutral site games

RECORD:	OVERALL	HOME	AWAY	NEUTRAL
ALL GAMES	4-2	0-0	0-0	4-2
CONFERENCE	0-0	0-0	0-0	0-0
NON-CONFERENCE	4-2	0-0	0-0	4-2

##	Player	gp-gs	min	avg	Total		3-Point		F-Throw		Rebounds				pf	dq	a	to	blk	stl	pts	avg		
					fg-fga	fg%	3fg-fga	3fg%	ft-fta	ft%	off	def	tot	avg										
23	HANSBROUGH, Ben	6-6	230	38.3	26-64	.406	12-32	.375	23-32	.719	7	21	28	4.7	16	0	17	19	0	5	87	14.5		
21	ABROMAITIS, Tim	6-6	220	36.7	23-61	.377	9-25	.360	24-31	.774	7	36	43	7.2	14	0	11	8	3	2	79	13.2		
34	SCOTT, Carleton	6-6	220	36.7	28-64	.438	7-33	.212	14-16	.875	8	41	49	8.2	18	1	11	8	12	4	77	12.8		
01	NASH, Tyrone	6-6	166	27.7	19-49	.388	0-0	.000	28-43	.651	11	14	25	4.2	15	1	12	12	4	3	66	11.0		
14	MARTIN, Scott	6-6	182	30.3	21-48	.438	5-18	.278	15-21	.714	5	26	31	5.2	7	0	8	3	2	3	62	10.3		
00	ATKINS, Eric	6-0	154	25.7	8-24	.333	2-9	.222	15-20	.750	5	9	14	2.3	10	0	11	8	0	0	33	5.5		
45	COOLEY, Jack	6-0	76	12.7	8-16	.500	0-0	.000	4-8	.500	13	13	26	4.3	9	0	5	1	4	1	20	3.3		
25	KNIGHT, Tom	1-0	4	4.0	1-1	1.000	0-0	.000	0-0	.000	0	0	0	0.0	1	0	0	0	0	0	2	2.0		
32	BROOKS, Joey	4-0	16	4.0	1-1	1.000	0-0	.000	0-0	.000	0	0	0	0.0	2	0	1	1	0	0	2	0.5		
12	DRAGICEVICH, Alex	1-0	4	4.0	0-0	.000	0-0	.000	0-0	.000	0	1	1	1.0	0	0	1	0	0	0	0	0.0		
05	KOPKO, Tom	1-0	3	3.0	0-1	.000	0-0	.000	0-0	.000	0	1	1	1.0	0	0	0	0	0	0	0	0.0		
Team											12	7	19											
Total.....		6	1275		135-329	.410	35-117	.299	123-171	.719	68	169	237	39.5	92	2	77	61	25	18	428	71.3		
Opponents.....		6	1275		138-379	.364	43-147	.293	65-97	.670	85	150	235	39.2	135	-	76	59	25	29	384	64.0		

TEAM STATISTICS	ND	OPP	Date	Opponent	Score	Att.
SCORING	428	384	^ 11-25-10	vs Georgia	Wo2 89-83	2973
Points per game	71.3	64.0	^ 11-26-10	vs California	w 57-44	2932
Scoring margin	+7.3	-	^ 11-28-10	vs Wisconsin	w 58-51	3428
FIELD GOALS-ATT	135-329	138-379	@ 12-8-10	vs Kentucky	L 58-72	17404
Field goal pct	.410	.364	! 3-10-11	vs Cincinnati	w 89-51	19375
3 POINT FG-ATT	35-117	43-147	! 3-11-11	vs Louisville	Lot 77-83	19375
3-point FG pct	.299	.293	* = Conference game			
3-pt FG made per game	5.8	7.2	^ = Old Spice Classic (Orlando, Fla.)			
FREE THROWS-ATT	123-171	65-97	@ = SEC/BIG EAST Invitational (Louisville, Ky.)			
Free throw pct	.719	.670	! = BIG EAST Championship (New York, N.Y.)			
F-Throws made per game	20.5	10.8				
REBOUNDS	237	235				
Rebounds per game	39.5	39.2				
Rebounding margin	+0.3	-				
ASSISTS	77	76				
Assists per game	12.8	12.7				
TURNOVERS	61	59				
Turnovers per game	10.2	9.8				
Turnover margin	-0.3	-				
Assist/turnover ratio	1.3	1.3				
STEALS	18	29				
Steals per game	3.0	4.8				
BLOCKS	25	25				
Blocks per game	4.2	4.2				
ATTENDANCE	0	65487				
Home games-Avg/Game	0-0	0-0				
Neutral site-Avg/Game	-	6-10914				

Score by Periods	1st	2nd	OT	OT2	Totals
Notre Dame	194	202	12	20	428
Opponents	163	189	18	14	384

2010-11 Notre Dame Men's Basketball
 Notre Dame Combined Team Statistics (as of Mar 12, 2011)
 Games won

RECORD:	OVERALL	HOME	AWAY	NEUTRAL
ALL GAMES	26-0	17-0	5-0	4-0
CONFERENCE	14-0	9-0	5-0	0-0
NON-CONFERENCE	12-0	8-0	0-0	4-0

##	Player	gp-gs	min	avg	Total		3-Point		F-Throw		Rebounds				pf	dq	a	to	blk	stl	pts	avg			
					fg-fga	fg%	3fg-fga	3fg%	ft-fa	ft%	off	def	tot	avg											
23	HANSBROUGH, Ben	26-26	902	34.7	154-300	.513	68-147	.463	124-152	.816	22	81	103	4.0	62	1	119	62	3	32	500	19.2			
21	ABROMAITIS, Tim	26-26	882	33.9	136-287	.474	65-145	.448	89-116	.767	35	132	167	6.4	43	0	51	37	12	23	426	16.4			
34	SCOTT, Carleton	24-23	728	30.3	97-204	.475	39-102	.382	51-57	.895	33	139	172	7.2	55	1	56	31	46	16	284	11.8			
01	NASH, Tyrone	26-26	764	29.4	74-155	.477	1-2	.500	113-156	.724	66	101	167	6.4	57	2	74	39	15	9	262	10.1			
14	MARTIN, Scott	25-25	758	30.3	87-192	.453	28-71	.394	45-71	.634	22	89	111	4.4	40	0	45	33	9	12	247	9.9			
00	ATKINS, Eric	26-4	653	25.1	50-112	.446	19-46	.413	34-49	.694	10	39	49	1.9	40	0	85	28	1	15	153	5.9			
45	COOLEY, Jack	26-0	269	10.3	47-67	.701	0-0	.000	13-22	.591	43	40	83	3.2	36	0	8	8	14	6	107	4.1			
33	BROGHAMMER, Mike	7-0	47	6.7	7-19	.368	0-0	.000	2-6	.333	6	4	10	1.4	8	0	1	2	1	0	16	2.3			
25	KNIGHT, Tom	10-0	48	4.8	9-19	.474	0-0	.000	2-2	1.000	6	8	14	1.4	3	0	3	1	2	0	20	2.0			
12	DRAGICEVICH, Alex	10-0	50	5.0	4-12	.333	2-6	.333	7-10	.700	3	7	10	1.0	1	0	2	1	0	0	17	1.7			
32	BROOKS, Joey	20-0	151	7.6	10-28	.357	1-11	.091	12-27	.444	5	17	22	1.1	14	0	11	13	0	5	33	1.7			
05	KOPKO, Tom	10-0	23	2.3	2-9	.222	1-5	.200	0-0	.000	2	1	3	0.3	0	0	3	0	0	0	5	0.5			
Team											36	47	83												8
Total.....		26	5275	677-1404		.482	224-535		.419	492-668		.737	289	705	994	38.2	359	4	458	263	103	118	2070	79.6	
Opponents.....		26	5275	621-1549		.401	173-512		.338	237-341		.695	279	530	809	31.1	554	-	353	269	78	132	1652	63.5	

TEAM STATISTICS	ND	OPP	Date	Opponent	Score	Att.
SCORING	2070	1652	11-12-10	GEORGIA SOUTHERN	w 98-61	8165
Points per game	79.6	63.5	11-14-10	LIBERTY	w 72-51	6478
Scoring margin	+16.1	-	11-17-10	CHICAGO STATE	w 102-62	6252
FIELD GOALS-ATT	677-1404	621-1549	11-22-10	MAINE	w 97-72	6303
Field goal pct	.482	.401	^ 11-25-10	vs Georgia	wo2 89-83	2973
3 POINT FG-ATT	224-535	173-512	^ 11-26-10	vs California	w 57-44	2932
3-point FG pct	.419	.338	^ 11-28-10	vs Wisconsin	w 58-51	3428
3-pt FG made per game	8.6	6.7	11-30-10	INDIANA STATE	w 81-72	7080
FREE THROWS-ATT	492-668	237-341	12-11-10	GONZAGA	w 83-79	8570
Free throw pct	.737	.695	12-19-10	STONY BROOK	w 88-62	6211
F-Throws made per game	18.9	9.1	12-22-10	UMBC	w 93-53	6265
REBOUNDS	994	809	* 12-29-10	GEORGETOWN	w 69-55	9149
Rebounds per game	38.2	31.1	* 1-4-11	CONNECTICUT	w 73-70	7291
Rebounding margin	+7.1	-	* 1-8-11	ST. JOHN'S	w 76-61	8032
ASSISTS	458	353	* 1-19-11	CINCINNATI	w 66-58	8309
Assists per game	17.6	13.6	* 1-22-11	MARQUETTE	w 80-75	9149
TURNOVERS	263	269	* 1-24-11	at PITT	w 56-51	12591
Turnovers per game	10.1	10.3	* 2-3-11	at DePaul	w 83-58	10982
Turnover margin	+0.2	-	* 2-6-11	RUTGERS	w 76-69	8139
Assist/turnover ratio	1.7	1.3	* 2-9-11	LOUISVILLE	wot 89-79	8659
STEALS	118	132	* 2-12-11	at USF	w 78-55	6104
Steals per game	4.5	5.1	* 2-23-11	at Providence College	w 94-93	11185
BLOCKS	103	78	* 2-26-11	SETON HALL	w 60-48	9149
Blocks per game	4.0	3.0	* 2-28-11	VILLANOVA	w 93-72	9149
ATTENDANCE	132350	79737	* 3-5-11	at Connecticut	w 70-67	10167
Home games-Avg/Game	17-7785	5-10206	! 3-10-11	vs Cincinnati	w 89-51	19375
Neutral site-Avg/Game	-	4-7177				

* = Conference game
 ^ = Old Spice Classic (Orlando, Fla.)
 @ = SEC/BIG EAST Invitational (Louisville, Ky.)
 ! = BIG EAST Championship (New York, N.Y.)

Score by Periods	1st	2nd	OT	OT2	Totals
Notre Dame	1000	1028	22	20	2070
Opponents	747	879	12	14	1652

2010-11 Notre Dame Men's Basketball
 Notre Dame Combined Team Statistics (as of Mar 12, 2011)
 Games lost

RECORD:	OVERALL	HOME	AWAY	NEUTRAL
ALL GAMES	0-6	0-0	0-4	0-2
CONFERENCE	0-4	0-0	0-4	0-0
NON-CONFERENCE	0-2	0-0	0-0	0-2

##	Player	gp-gs	min	avg	Total		3-Point		F-Throw		Rebounds				pf	dq	a	to	blk	stl	pts	avg
					fg-fga	fg%	3fg-fga	3fg%	ft-fta	ft%	off	def	tot	avg								
23	HANSBROUGH, Ben	6-6	226	37.7	31-81	.383	14-39	.359	16-20	.800	3	20	23	3.8	20	1	18	16	0	9	92	15.3
21	ABROMAITIS, Tim	6-6	212	35.3	22-60	.367	7-25	.280	13-16	.813	7	22	29	4.8	19	1	9	13	2	3	64	10.7
14	MARTIN, Scott	6-6	202	33.7	24-65	.369	6-28	.214	7-11	.636	10	31	41	6.8	19	0	11	13	1	3	61	10.2
34	SCOTT, Carleton	4-4	139	34.8	16-35	.457	6-18	.333	2-3	.667	6	20	26	6.5	12	0	5	6	4	2	40	10.0
01	NASH, Tyrone	6-6	154	25.7	17-31	.548	0-0	.000	15-27	.556	13	8	21	3.5	17	2	11	13	3	1	49	8.2
00	ATKINS, Eric	6-2	154	25.7	6-24	.250	2-12	.167	16-21	.762	4	4	8	1.3	16	0	19	11	0	6	30	5.0
45	COOLEY, Jack	6-0	72	12.0	6-14	.429	0-0	.000	2-6	.333	8	13	21	3.5	11	0	3	1	4	1	14	2.3
32	BROOKS, Joey	5-0	48	9.6	2-3	.667	0-0	.000	3-8	.375	1	5	6	1.2	6	0	0	2	0	4	7	1.4
12	DRAGICEVICH, Alex	3-0	9	3.0	1-5	.200	0-4	.000	1-2	.500	0	0	0	0.0	0	0	1	1	0	0	3	1.0
33	BROGHAMMER, Mike	3-0	5	1.7	1-1	1.000	0-0	.000	0-0	.000	0	0	0	0.0	0	0	0	0	1	0	2	0.7
05	KOPKO, Tom	1-0	1	1.0	0-0	.000	0-0	.000	0-0	.000	0	0	0	0.0	0	0	0	0	0	0	0	0.0
25	KNIGHT, Tom	3-0	3	1.0	0-0	.000	0-0	.000	0-0	.000	1	0	1	0.3	0	0	0	0	0	0	0	0.0
Team											8	4	12		2		3					
Total.....		6	1225		126-319	.395	35-126	.278	75-114	.658	61	127	188	31.3	122	4	77	79	15	29	362	60.3
Opponents.....		6	1225		149-335	.445	45-110	.409	105-139	.755	76	154	230	38.3	104	-	79	62	22	33	448	74.7

TEAM STATISTICS	ND	OPP	Date	Opponent	Score	Att.
SCORING	362	448	@ 12-8-10	vs Kentucky	L 58-72	17404
Points per game	60.3	74.7	* 1-1-11	at Syracuse	L 58-70	23058
Scoring margin	-14.3	-	* 1-10-11	at Marquette	L 57-79	16951
FIELD GOALS-ATT	126-319	149-335	* 1-16-11	at ST. JOHN'S	L 54-72	8550
Field goal pct	.395	.445	* 2-19-11	at West Virginia	L 58-72	12298
3 POINT FG-ATT	35-126	45-110	! 3-11-11	vs Louisville	Lot 77-83	19375
3-point FG pct	.278	.409				
3-pt FG made per game	5.8	7.5				
FREE THROWS-ATT	75-114	105-139				
Free throw pct	.658	.755				
F-Throws made per game	12.5	17.5				
REBOUNDS	188	230				
Rebounds per game	31.3	38.3				
Rebounding margin	-7.0	-				
ASSISTS	77	79				
Assists per game	12.8	13.2				
TURNOVERS	79	62				
Turnovers per game	13.2	10.3				
Turnover margin	-2.8	-				
Assist/turnover ratio	1.0	1.3				
STEALS	29	33				
Steals per game	4.8	5.5				
BLOCKS	15	22				
Blocks per game	2.5	3.7				
ATTENDANCE	0	97636				
Home games-Avg/Game	0-0	4-15214				
Neutral site-Avg/Game	-	2-18390				

* = Conference game
 ^ = Old Spice Classic (Orlando, Fla.)
 @ = SEC/BIG EAST Invitational (Louisville, Ky.)
 ! = BIG EAST Championship (New York, N.Y.)

Score by Periods	1st	2nd	OT	Totals
Notre Dame	193	164	5	362
Opponents	191	246	11	448

2010-11 Notre Dame Men's Basketball
 Notre Dame Season Box Score (as of Mar 12, 2011)
 All games -- 1st half only

RECORD:	OVERALL	HOME	AWAY	NEUTRAL
ALL GAMES	26-6	17-0	5-4	4-2
CONFERENCE	14-4	9-0	5-4	0-0
NON-CONFERENCE	12-2	8-0	0-0	4-2

##	Player	gp-gs	min	avg	Total		3-Point		F-Throw		Rebounds				pf	dq	a	to	blk	stl	pts	avg		
					fg-fga	fg%	3fg-fga	3fg%	ft-fa	ft%	off	def	tot	avg										
23	HANSBROUGH, Ben	32-32	563	17.6	97-195	.497	51-107	.477	41-52	.788	14	57	71	2.2	42	0	79	40	1	18	286	8.9		
21	ABROMAITIS, Tim	32-32	560	17.5	86-186	.462	45-99	.455	44-56	.786	20	83	103	3.2	24	0	41	28	7	9	261	8.2		
34	SCOTT, Carleton	28-27	442	15.8	62-138	.449	25-75	.333	26-29	.897	16	81	97	3.5	26	0	33	25	27	7	175	6.3		
14	MARTIN, Scott	31-31	487	15.7	63-147	.429	26-62	.419	16-23	.696	16	70	86	2.8	23	0	27	20	5	5	168	5.4		
01	NASH, Tyrone	32-32	454	14.2	44-90	.489	1-2	.500	54-80	.675	41	51	92	2.9	29	0	46	26	11	7	143	4.5		
00	ATKINS, Eric	32-6	404	12.6	28-58	.483	12-29	.414	9-16	.563	5	20	25	0.8	27	0	51	23	0	9	77	2.4		
45	COOLEY, Jack	32-0	187	5.8	25-38	.658	0-0	.000	5-13	.385	31	26	57	1.8	21	0	6	5	9	7	55	1.7		
32	BROOKS, Joey	25-0	87	3.5	3-8	.375	1-6	.167	11-27	.407	3	9	12	0.5	8	0	3	6	0	5	18	0.7		
33	BROGHAMMER, Mike	10-0	8	0.8	2-4	.500	0-0	.000	1-4	.250	2	0	2	0.2	3	0	0	1	2	0	5	0.5		
12	DRAGICEVICH, Alex	13-0	5	0.4	0-2	.000	0-1	.000	3-4	.750	0	1	1	0.1	1	0	0	0	0	0	3	0.2		
25	KNIGHT, Tom	13-0	3	0.2	1-1	1.000	0-0	.000	0-0	.000	1	0	1	0.1	0	0	0	0	0	0	2	0.2		
05	KOPKO, Tom	11-0	0	0.0	0-0	.000	0-0	.000	0-0	.000	0	0	0	0.0	0	0	0	0	0	0	0	0.0		
Team											19	25	44											
Total.....		32	3200		411-867	.474	161-381	.423	210-304	.691	168	423	591	18.5	204	0	286	176	62	67	1193	37.3		
Opponents.....		32	3200		363-921	.394	95-290	.328	117-168	.696	162	340	502	15.7	293	-	213	177	45	87	938	29.3		

Score by Periods	1st	2nd	OT	OT2	Totals
Notre Dame	1193	1192	27	20	2432
Opponents	938	1125	23	14	2100

2010-11 Notre Dame Men's Basketball
 Notre Dame Season Box Score (as of Mar 12, 2011)
 All games -- 2nd half only

RECORD:	OVERALL	HOME	AWAY	NEUTRAL
ALL GAMES	26-6	17-0	5-4	4-2
CONFERENCE	14-4	9-0	5-4	0-0
NON-CONFERENCE	12-2	8-0	0-0	4-2

##	Player	gp-gs	min	avg	Total		3-Point		F-Throw		Rebounds					a	to	blk	stl	pts	avg	
					fg-fga	fg%	3fg-fga	3fg%	ft-fa	ft%	off	def	tot	avg	pf							dq
23	HANSBROUGH, Ben	32-32	545	17.0	85-178	.478	30-76	.395	93-113	.823	10	43	53	1.7	39	0	56	37	2	23	293	9.2
21	ABROMAITIS, Tim	32-32	515	16.1	70-155	.452	26-68	.382	55-73	.753	22	68	90	2.8	36	0	18	22	6	17	221	6.9
01	NASH, Tyrone	32-32	449	14.0	46-94	.489	0-0	.000	72-101	.713	37	54	91	2.8	45	0	37	26	7	3	164	5.1
34	SCOTT, Carleton	28-27	413	14.8	48-98	.490	19-44	.432	25-28	.893	22	77	99	3.5	39	0	28	11	23	11	140	5.0
14	MARTIN, Scott	31-31	457	14.7	47-108	.435	8-37	.216	34-57	.596	16	47	63	2.0	35	0	29	25	5	10	136	4.4
00	ATKINS, Eric	32-6	392	12.3	25-73	.342	8-27	.296	39-52	.750	9	23	32	1.0	29	0	52	15	1	12	97	3.0
45	COOLEY, Jack	32-0	147	4.6	28-42	.667	0-0	.000	10-15	.667	20	26	46	1.4	25	0	5	4	9	0	66	2.1
25	KNIGHT, Tom	13-0	48	3.7	8-18	.444	0-0	.000	2-2	1.000	6	8	14	1.1	3	0	3	1	2	0	18	1.4
12	DRAGICEVICH, Alex	13-0	54	4.2	5-15	.333	2-9	.222	5-8	.625	3	6	9	0.7	0	0	3	2	0	0	17	1.3
33	BROGHAMMER, Mike	10-0	44	4.4	6-16	.375	0-0	.000	1-2	.500	4	4	8	0.8	5	0	1	1	0	0	13	1.3
32	BROOKS, Joey	25-0	112	4.5	9-23	.391	0-5	.000	4-8	.500	3	13	16	0.6	12	0	8	9	0	4	22	0.9
05	KOPKO, Tom	11-0	24	2.2	2-9	.222	1-5	.200	0-0	.000	2	1	3	0.3	0	0	3	0	0	0	5	0.5
Team											22	26	48		2		9					
Total.....		32	3200		379-829	.457	94-271	.347	340-459	.741	176	396	572	17.9	270	0	243	162	55	80	1192	37.2
Opponents.....		32	3200		396-933	.424	120-322	.373	213-299	.712	186	335	521	16.3	353	-	214	152	52	75	1125	35.2

Score by Periods	1st	2nd	OT	OT2	Totals
Notre Dame	1193	1192	27	20	2432
Opponents	938	1125	23	14	2100

2010-11 Notre Dame Men's Basketball
 Notre Dame Season Box Score (as of Mar 12, 2011)
 All games -- Last 5 minutes

RECORD:	OVERALL	HOME	AWAY	NEUTRAL
ALL GAMES	26-6	17-0	5-4	4-2
CONFERENCE	14-4	9-0	5-4	0-0
NON-CONFERENCE	12-2	8-0	0-0	4-2

##	Player	gp-gs	min	avg	Total		3-Point		F-Throw		Rebounds					a	to	blk	stl	pts	avg	
					fg-fga	fg%	3fg-fga	3fg%	ft-fa	ft%	off	def	tot	avg	pf							dq
23	HANSBROUGH, Ben	32-32	-	-	22-47	.468	7-20	.350	55-67	.821	4	9	13	0.4	13	0	5	14	1	4	106	3.3
01	NASH, Tyrone	32-32	-	-	9-17	.529	0-0	.000	25-37	.676	6	13	19	0.6	10	0	5	4	0	0	43	1.3
00	ATKINS, Eric	32-6	-	-	9-28	.321	4-10	.400	21-30	.700	4	7	11	0.3	14	0	12	6	1	3	43	1.3
14	MARTIN, Scott	31-31	-	-	12-22	.545	1-6	.167	16-30	.533	5	19	24	0.8	9	0	6	5	1	2	41	1.3
21	ABROMAITIS, Tim	32-32	-	-	8-28	.286	2-11	.182	20-30	.667	5	11	16	0.5	12	0	4	4	2	2	38	1.2
12	DRAGICEVICH, Alex	13-0	-	-	4-11	.364	2-7	.286	4-6	.667	1	5	6	0.5	0	0	2	1	0	0	14	1.1
34	SCOTT, Carleton	28-27	-	-	8-15	.533	1-6	.167	13-15	.867	4	22	26	0.9	9	0	0	3	4	3	30	1.1
25	KNIGHT, Tom	13-0	-	-	6-15	.400	0-0	.000	1-1	1.000	6	7	13	1.0	3	0	3	1	1	0	13	1.0
33	BROGHAMMER, Mike	10-0	-	-	3-10	.300	0-0	.000	0-0	.000	3	3	6	0.6	3	0	0	1	0	0	6	0.6
45	COOLEY, Jack	32-0	-	-	7-13	.538	0-0	.000	1-4	.250	5	9	14	0.4	5	0	1	1	1	0	15	0.5
05	KOPKO, Tom	11-0	-	-	2-9	.222	1-5	.200	0-0	.000	2	1	3	0.3	0	0	3	0	0	0	5	0.5
32	BROOKS, Joey	25-0	-	-	2-10	.200	0-1	.000	4-8	.500	0	4	4	0.2	5	0	3	4	0	4	8	0.3
Team											9	16	25				3					
Total.....		32	-	-	92-225	.409	18-66	.273	160-228	.702	54	126	180	5.6	83	0	44	47	11	18	362	11.3
Opponents.....		32	-	-	128-293	.437	39-113	.345	104-139	.748	61	115	176	5.5	137	-	57	34	13	29	399	12.5

Score by Periods	1st	2nd	OT	OT2	Totals
Notre Dame	1193	1192	27	20	2432
Opponents	938	1125	23	14	2100

2010-11 Notre Dame Men's Basketball
 Notre Dame Category Leaders (as of Mar 12, 2011)
 All games

Points	G	Pts	Pts/G
HANSBROUGH, Ben	32	592	18.5
ABROMAITIS, Tim	32	490	15.3
SCOTT, Carleton	28	324	11.6
NASH, Tyrone	32	311	9.7
MARTIN, Scott	31	308	9.9
ATKINS, Eric	32	183	5.7
COOLEY, Jack	32	121	3.8
BROOKS, Joey	25	40	1.6
DRAGICEVICH, Alex	13	20	1.5
KNIGHT, Tom	13	20	1.5
BROGHAMMER, Mike	10	18	1.8
KOPKO, Tom	11	5	0.5

Scoring Average	G	Pts	Avg/G
HANSBROUGH, Ben	32	592	18.5
ABROMAITIS, Tim	32	490	15.3
SCOTT, Carleton	28	324	11.6
MARTIN, Scott	31	308	9.9
NASH, Tyrone	32	311	9.7
ATKINS, Eric	32	183	5.7
COOLEY, Jack	32	121	3.8
BROGHAMMER, Mike	10	18	1.8
BROOKS, Joey	25	40	1.6
KNIGHT, Tom	13	20	1.5
DRAGICEVICH, Alex	13	20	1.5
KOPKO, Tom	11	5	0.5

FG Percentage	FG	Att	Pct
COOLEY, Jack	53	81	.654
NASH, Tyrone	91	186	.489
HANSBROUGH, Ben	185	381	.486
KNIGHT, Tom	9	19	.474
SCOTT, Carleton	113	239	.473
ABROMAITIS, Tim	158	347	.455
MARTIN, Scott	111	257	.432
ATKINS, Eric	56	136	.412
BROGHAMMER, Mike	8	20	.400
BROOKS, Joey	12	31	.387
DRAGICEVICH, Alex	5	17	.294
KOPKO, Tom	2	9	.222

Field Goal Attempts	G	Att	Att/G
HANSBROUGH, Ben	32	381	11.9
ABROMAITIS, Tim	32	347	10.8
MARTIN, Scott	31	257	8.3
SCOTT, Carleton	28	239	8.5
NASH, Tyrone	32	186	5.8

Field Goals Made	G	Made	Made/G
HANSBROUGH, Ben	32	185	5.8
ABROMAITIS, Tim	32	158	4.9
SCOTT, Carleton	28	113	4.0
MARTIN, Scott	31	111	3.6
NASH, Tyrone	32	91	2.8

3-Point Percentage	3FG	Att	Pct
NASH, Tyrone	1	2	.500
HANSBROUGH, Ben	82	186	.441
ABROMAITIS, Tim	72	170	.424
SCOTT, Carleton	45	120	.375
ATKINS, Eric	21	58	.362
MARTIN, Scott	34	99	.343
KOPKO, Tom	1	5	.200
DRAGICEVICH, Alex	2	10	.200
BROOKS, Joey	1	11	.091

3-Point FG Attempts	G	Att	Att/G
HANSBROUGH, Ben	32	186	5.8
ABROMAITIS, Tim	32	170	5.3
SCOTT, Carleton	28	120	4.3
MARTIN, Scott	31	99	3.2
ATKINS, Eric	32	58	1.8

3-Point FG Made	G	Made	Made/G
HANSBROUGH, Ben	32	82	2.6
ABROMAITIS, Tim	32	72	2.3
SCOTT, Carleton	28	45	1.6
MARTIN, Scott	31	34	1.1
ATKINS, Eric	32	21	0.7

Free Throw Percent	FG	Att	Pct
KNIGHT, Tom	2	2	1.000
SCOTT, Carleton	53	60	.883
HANSBROUGH, Ben	140	172	.814
ABROMAITIS, Tim	102	132	.773
ATKINS, Eric	50	70	.714
NASH, Tyrone	128	183	.699
DRAGICEVICH, Alex	8	12	.667
MARTIN, Scott	52	82	.634
COOLEY, Jack	15	28	.536
BROOKS, Joey	15	35	.429
BROGHAMMER, Mike	2	6	.333

Free Throw Attempts	G	Att	Att/G
NASH, Tyrone	32	183	5.7
HANSBROUGH, Ben	32	172	5.4
ABROMAITIS, Tim	32	132	4.1
MARTIN, Scott	31	82	2.6
ATKINS, Eric	32	70	2.2

Free Throws Made	G	Made	Made/G
HANSBROUGH, Ben	32	140	4.4
NASH, Tyrone	32	128	4.0
ABROMAITIS, Tim	32	102	3.2
SCOTT, Carleton	28	53	1.9
MARTIN, Scott	31	52	1.7

2010-11 Notre Dame Men's Basketball
 Notre Dame Category Leaders (as of Mar 12, 2011)
 All games

<u>Rebounds</u>	<u>G</u>	<u>Reb</u>	<u>Reb/G</u>
SCOTT, Carleton	28	198	7.1
ABROMAITIS, Tim	32	196	6.1
NASH, Tyrone	32	188	5.9
MARTIN, Scott	31	152	4.9
HANSBROUGH, Ben	32	126	3.9

<u>Assists</u>	<u>G</u>	<u>No.</u>	<u>Ast/G</u>
HANSBROUGH, Ben	32	137	4.3
ATKINS, Eric	32	104	3.3
NASH, Tyrone	32	85	2.7
SCOTT, Carleton	28	61	2.2
ABROMAITIS, Tim	32	60	1.9

<u>Rebound Average</u>	<u>G</u>	<u>Reb</u>	<u>Avg/G</u>
SCOTT, Carleton	28	198	7.1
ABROMAITIS, Tim	32	196	6.1
NASH, Tyrone	32	188	5.9
MARTIN, Scott	31	152	4.9
HANSBROUGH, Ben	32	126	3.9

<u>Steals</u>	<u>G</u>	<u>No.</u>	<u>Stl/G</u>
HANSBROUGH, Ben	32	41	1.3
ABROMAITIS, Tim	32	26	0.8
ATKINS, Eric	32	21	0.7
SCOTT, Carleton	28	18	0.6
MARTIN, Scott	31	15	0.5

<u>Offensive Rebounds</u>	<u>G</u>	<u>No.</u>	<u>Avg/G</u>
NASH, Tyrone	32	79	2.5
COOLEY, Jack	32	51	1.6
ABROMAITIS, Tim	32	42	1.3
SCOTT, Carleton	28	39	1.4
MARTIN, Scott	31	32	1.0

<u>Blocked Shots</u>	<u>G</u>	<u>No.</u>	<u>Blk/G</u>
SCOTT, Carleton	28	50	1.8
NASH, Tyrone	32	18	0.6
COOLEY, Jack	32	18	0.6
ABROMAITIS, Tim	32	14	0.4
MARTIN, Scott	31	10	0.3

<u>Defensive Rebounds</u>	<u>G</u>	<u>No.</u>	<u>Avg/G</u>
SCOTT, Carleton	28	159	5.7
ABROMAITIS, Tim	32	154	4.8
MARTIN, Scott	31	120	3.9
NASH, Tyrone	32	109	3.4
HANSBROUGH, Ben	32	101	3.2

<u>Minutes</u>	<u>G</u>	<u>No.</u>	<u>Min/G</u>
HANSBROUGH, Ben	32	1128	35.2
ABROMAITIS, Tim	32	1094	34.2
MARTIN, Scott	31	960	31.0
NASH, Tyrone	32	918	28.7
SCOTT, Carleton	28	867	31.0

<u>Fouls</u>	<u>G</u>	<u>No.</u>	<u>Per/G</u>
HANSBROUGH, Ben	32	82	2.6
NASH, Tyrone	32	74	2.3
SCOTT, Carleton	28	67	2.4
ABROMAITIS, Tim	32	62	1.9
MARTIN, Scott	31	59	1.9

<u>Turnovers</u>	<u>G</u>	<u>No.</u>	<u>TO/G</u>
HANSBROUGH, Ben	32	78	2.4
NASH, Tyrone	32	52	1.6
ABROMAITIS, Tim	32	50	1.6
MARTIN, Scott	31	46	1.5
ATKINS, Eric	32	39	1.2

<u>Fouls</u>	<u>G</u>	<u>No.</u>
NASH, Tyrone	32	4
HANSBROUGH, Ben	32	2
ABROMAITIS, Tim	32	1
SCOTT, Carleton	28	1

Individual Career History

ABROMAITIS, Tim

Season	gp-gs	min/avg	Total		3-Point		F-Throws		Rebounds				Scoring							
			fg-fga	pct	fg-fga	pct	ft-fta	pct	off	def	tot	avg	pf	fo	ast	to	blk	stl	pts	avg
2007-08	12-0	40/3.3	6-21	.286	1-8	.125	7-7	1.000	5	7	12	1.0	5	0	3	4	1	1	20	1.7
2009-10	35-26	1104/31.5	183-370	.495	81-189	.429	117-134	.873	43	123	166	4.7	76	1	52	42	11	17	564	16.1
2010-11	32-32	1094/34.2	158-347	.455	72-170	.424	102-132	.773	42	154	196	6.1	62	1	60	50	14	26	490	15.3
TOTAL	79-58	2238/28.3	347-738	.470	154-367	.420	226-273	.828	90	284	374	4.7	143	2	115	96	26	44	1074	13.6

ATKINS, Eric

Season	gp-gs	min/avg	Total		3-Point		F-Throws		Rebounds				Scoring							
			fg-fga	pct	fg-fga	pct	ft-fta	pct	off	def	tot	avg	pf	fo	ast	to	blk	stl	pts	avg
2010-11	32-6	807/25.2	56-136	.412	21-58	.362	50-70	.714	14	43	57	1.8	56	0	104	39	1	21	183	5.7
TOTAL	32-6	807/25.2	56-136	.412	21-58	.362	50-70	.714	14	43	57	1.8	56	0	104	39	1	21	183	5.7

BROGHAMMER, Mike

Season	gp-gs	min/avg	Total		3-Point		F-Throws		Rebounds				Scoring							
			fg-fga	pct	fg-fga	pct	ft-fta	pct	off	def	tot	avg	pf	fo	ast	to	blk	stl	pts	avg
2009-10	13-0	71/5.5	10-22	.455	1-4	.250	3-7	.429	8	6	14	1.1	13	1	2	4	1	4	24	1.8
2010-11	10-0	52/5.2	8-20	.400	0-0	.000	2-6	.333	6	4	10	1.0	8	0	1	2	2	0	18	1.8
TOTAL	23-0	123/5.3	18-42	.429	1-4	.250	5-13	.385	14	10	24	1.0	21	1	3	6	3	4	42	1.8

BROOKS, Joey

Season	gp-gs	min/avg	Total		3-Point		F-Throws		Rebounds				Scoring							
			fg-fga	pct	fg-fga	pct	ft-fta	pct	off	def	tot	avg	pf	fo	ast	to	blk	stl	pts	avg
2009-10	22-0	86/3.9	15-31	.484	4-7	.571	11-16	.688	5	4	9	0.4	12	0	4	5	0	9	45	2.0
2010-11	25-0	199/8.0	12-31	.387	1-11	.091	15-35	.429	6	22	28	1.1	20	0	11	15	0	9	40	1.6
TOTAL	47-0	285/6.1	27-62	.435	5-18	.278	26-51	.510	11	26	37	0.8	32	0	15	20	0	18	85	1.8

COOLEY, Jack

Season	gp-gs	min/avg	Total		3-Point		F-Throws		Rebounds				Scoring							
			fg-fga	pct	fg-fga	pct	ft-fta	pct	off	def	tot	avg	pf	fo	ast	to	blk	stl	pts	avg
2009-10	21-0	111/5.3	8-20	.400	0-0	.000	4-12	.333	22	15	37	1.8	19	1	1	4	5	3	20	1.0
2010-11	32-0	341/10.7	53-81	.654	0-0	.000	15-28	.536	51	53	104	3.3	47	0	11	9	18	7	121	3.8
TOTAL	53-0	452/8.5	61-101	.604	0-0	.000	19-40	.475	73	68	141	2.7	66	1	12	13	23	10	141	2.7

DRAGICEVICH, Alex

Season	gp-gs	min/avg	Total		3-Point		F-Throws		Rebounds				Scoring							
			fg-fga	pct	fg-fga	pct	ft-fta	pct	off	def	tot	avg	pf	fo	ast	to	blk	stl	pts	avg
2010-11	13-0	59/4.5	5-17	.294	2-10	.200	8-12	.667	3	7	10	0.8	1	0	3	2	0	0	20	1.5
TOTAL	13-0	59/4.5	5-17	.294	2-10	.200	8-12	.667	3	7	10	0.8	1	0	3	2	0	0	20	1.5

GRANT, Jerian

Individual Career History

HANSBROUGH, Ben

Season	gp-gs	min/avg	Total		3-Point		F-Throws		Rebounds				Scoring							
			fg-fga	pct	fg-fga	pct	ft-fta	pct	off	def	tot	avg	pf	fo	ast	to	blk	stl	pts	avg
2006-07*	35-9	827/23.6	75-175	.429	47-114	.412	58-74	.784	15	83	98	2.8	60	1	112	65	0	35	255	7.3
2007-08*	30-28	1005/33.5	98-236	.415	62-173	.358	56-71	.789	20	95	115	3.8	68	2	77	48	2	31	314	10.5
2009-10	35-35	1241/35.5	129-284	.454	67-162	.414	94-129	.729	29	107	136	3.9	82	2	153	63	5	37	419	12.0
2010-11	32-32	1128/35.2	185-381	.486	82-186	.441	140-172	.814	25	101	126	3.9	82	2	137	78	3	41	592	18.5
TOTAL	67-67	2369/35.4	314-665	.472	149-348	.428	234-301	.777	54	208	262	3.9	164	4	290	141	8	78	1011	15.1
All*	132-104	4201/31.8	487-1076	.453	258-635	.406	348-446	.780	89	386	475	3.6	292	7	479	254	10	144	1580	12.0

* Statistics from prior team/school

KNIGHT, Tom

Season	gp-gs	min/avg	Total		3-Point		F-Throws		Rebounds				Scoring							
			fg-fga	pct	fg-fga	pct	ft-fta	pct	off	def	tot	avg	pf	fo	ast	to	blk	stl	pts	avg
2010-11	13-0	51/3.9	9-19	.474	0-0	.000	2-2	1.000	7	8	15	1.2	3	0	3	1	2	0	20	1.5
TOTAL	13-0	51/3.9	9-19	.474	0-0	.000	2-2	1.000	7	8	15	1.2	3	0	3	1	2	0	20	1.5

KOPKO, Tom

Season	gp-gs	min/avg	Total		3-Point		F-Throws		Rebounds				Scoring							
			fg-fga	pct	fg-fga	pct	ft-fta	pct	off	def	tot	avg	pf	fo	ast	to	blk	stl	pts	avg
2007-08	5-0	11/2.2	2-4	.500	1-3	.333	0-1	.000	1	1	2	0.4	1	0	0	0	0	0	5	1.0
2008-09	6-0	12/2.0	3-7	.429	0-3	.000	1-2	.500	0	0	0	0.0	0	0	3	1	0	2	7	1.2
2009-10	8-0	13/1.6	3-6	.500	2-4	.500	0-0	.000	0	0	0	0.0	2	0	0	1	0	0	8	1.0
2010-11	11-0	24/2.2	2-9	.222	1-5	.200	0-0	.000	2	1	3	0.3	0	0	3	0	0	0	5	0.5
TOTAL	30-0	60/2.0	10-26	.385	4-15	.267	1-3	.333	3	2	5	0.2	3	0	6	2	0	2	25	0.8

MARTIN, Scott

Season	gp-gs	min/avg	Total		3-Point		F-Throws		Rebounds				Scoring							
			fg-fga	pct	fg-fga	pct	ft-fta	pct	off	def	tot	avg	pf	fo	ast	to	blk	stl	pts	avg
2007-08*	32-8	700/21.9	84-225	.373	26-83	.313	78-112	.696	42	79	121	3.8	78	3	44	48	21	31	272	8.5
2010-11	31-31	960/31.0	111-257	.432	34-99	.343	52-82	.634	32	120	152	4.9	59	0	56	46	10	15	308	9.9
TOTAL	31-31	960/31.0	111-257	.432	34-99	.343	52-82	.634	32	120	152	4.9	59	0	56	46	10	15	308	9.9
All*	63-39	1660/26.3	195-482	.405	60-182	.330	130-194	.670	74	199	273	4.3	137	3	100	94	31	46	580	9.2

* Statistics from prior team/school

NASH, Tyrone

Season	gp-gs	min/avg	Total		3-Point		F-Throws		Rebounds				Scoring							
			fg-fga	pct	fg-fga	pct	ft-fta	pct	off	def	tot	avg	pf	fo	ast	to	blk	stl	pts	avg
2007-08	15-0	59/3.9	6-13	.462	0-1	.000	3-11	.273	8	12	20	1.3	6	0	5	3	1	2	15	1.0
2008-09	34-1	384/11.3	37-73	.507	0-0	.000	27-50	.540	51	70	121	3.6	52	2	23	13	6	15	101	3.0
2009-10	35-35	923/26.4	96-177	.542	0-0	.000	80-133	.602	79	104	183	5.2	101	3	59	48	16	24	272	7.8
2010-11	32-32	918/28.7	91-186	.489	1-2	.500	128-183	.699	79	109	188	5.9	74	4	85	52	18	10	311	9.7
TOTAL	116-68	2284/19.7	230-449	.512	1-3	.333	238-377	.631	217	295	512	4.4	233	9	172	116	41	51	699	6.0

SCOTT, Carleton

Season	gp-gs	min/avg	Total		3-Point		F-Throws		Rebounds				Scoring							
			fg-fga	pct	fg-fga	pct	ft-fta	pct	off	def	tot	avg	pf	fo	ast	to	blk	stl	pts	avg
2008-09	20-0	90/4.5	20-31	.645	3-7	.429	7-9	.778	6	17	23	1.2	10	0	7	2	3	5	50	2.5
2009-10	34-9	641/18.9	68-138	.493	19-54	.352	16-21	.762	45	112	157	4.6	63	3	37	29	37	16	171	5.0
2010-11	28-27	867/31.0	113-239	.473	45-120	.375	53-60	.883	39	159	198	7.1	67	1	61	37	50	18	324	11.6
TOTAL	82-36	1598/19.5	201-408	.493	67-181	.370	76-90	.844	90	288	378	4.6	140	4	105	68	90	39	545	6.6

Individual Career History (conference-only)

ABROMAITIS, Tim

Season	gp-gs	min/avg	Total		3-Point		F-Throws		Rebounds				Other						Scoring	
			fg-fga	pct	fg-fga	pct	ft-fa	pct	off	def	tot	avg	pf	fo	ast	to	blk	stl	pts	avg
2007-08	3-0	5/1.7	1-2	.500	0-1	.000	2-2	1.000	0	0	0	0.0	1	0	1	1	0	0	4	1.3
2009-10	18-17	647/35.9	102-217	.470	45-109	.413	78-90	.867	28	74	102	5.7	37	1	34	25	6	9	327	18.2
2010-11	18-18	632/35.1	89-188	.473	43-91	.473	43-61	.705	22	75	97	5.4	39	1	24	32	5	16	264	14.7
TOTAL	39-35	1284/32.9	192-407	.472	88-201	.438	123-153	.804	50	149	199	5.1	77	2	59	58	11	25	595	15.3

ATKINS, Eric

Season	gp-gs	min/avg	Total		3-Point		F-Throws		Rebounds				Other						Scoring	
			fg-fga	pct	fg-fga	pct	ft-fa	pct	off	def	tot	avg	pf	fo	ast	to	blk	stl	pts	avg
2010-11	18-5	447/24.8	27-64	.422	11-29	.379	28-38	.737	4	11	15	0.8	34	0	60	22	0	18	93	5.2
TOTAL	18-5	447/24.8	27-64	.422	11-29	.379	28-38	.737	4	11	15	0.8	34	0	60	22	0	18	93	5.2

BROGHAMMER, Mike

Season	gp-gs	min/avg	Total		3-Point		F-Throws		Rebounds				Other						Scoring	
			fg-fga	pct	fg-fga	pct	ft-fa	pct	off	def	tot	avg	pf	fo	ast	to	blk	stl	pts	avg
2009-10	3-0	14/4.7	1-3	.333	0-0	.000	0-0	.000	1	0	1	0.3	5	1	0	1	0	2	2	0.7
2010-11	3-0	5/1.7	1-1	1.000	0-0	.000	0-0	.000	0	0	0	0.0	0	0	0	0	1	0	2	0.7
TOTAL	6-0	19/3.2	2-4	.500	0-0	.000	0-0	.000	1	0	1	0.2	5	1	0	1	1	2	4	0.7

BROOKS, Joey

Season	gp-gs	min/avg	Total		3-Point		F-Throws		Rebounds				Other						Scoring	
			fg-fga	pct	fg-fga	pct	ft-fa	pct	off	def	tot	avg	pf	fo	ast	to	blk	stl	pts	avg
2009-10	11-0	39/3.5	5-8	.625	2-2	1.000	3-4	.750	0	3	3	0.3	5	0	2	1	0	3	15	1.4
2010-11	13-0	87/6.7	2-6	.333	0-2	.000	10-23	.435	1	8	9	0.7	9	0	0	5	0	4	14	1.1
TOTAL	24-0	126/5.3	7-14	.500	2-4	.500	13-27	.481	1	11	12	0.5	14	0	2	6	0	7	29	1.2

COOLEY, Jack

Season	gp-gs	min/avg	Total		3-Point		F-Throws		Rebounds				Other						Scoring	
			fg-fga	pct	fg-fga	pct	ft-fa	pct	off	def	tot	avg	pf	fo	ast	to	blk	stl	pts	avg
2009-10	9-0	59/6.6	4-6	.667	0-0	.000	1-4	.250	7	8	15	1.7	14	1	0	1	2	2	9	1.0
2010-11	18-0	177/9.8	25-40	.625	0-0	.000	4-11	.364	23	27	50	2.8	23	0	5	4	8	3	54	3.0
TOTAL	27-0	236/8.7	29-46	.630	0-0	.000	5-15	.333	30	35	65	2.4	37	1	5	5	10	5	63	2.3

DRAGICEVICH, Alex

Season	gp-gs	min/avg	Total		3-Point		F-Throws		Rebounds				Other						Scoring	
			fg-fga	pct	fg-fga	pct	ft-fa	pct	off	def	tot	avg	pf	fo	ast	to	blk	stl	pts	avg
2010-11	6-0	18/3.0	2-7	.286	1-6	.167	1-4	.250	0	2	2	0.3	0	0	1	2	0	0	6	1.0
TOTAL	6-0	18/3.0	2-7	.286	1-6	.167	1-4	.250	0	2	2	0.3	0	0	1	2	0	0	6	1.0

GRANT, Jerian

HANSBROUGH, Ben

Season	gp-gs	min/avg	Total		3-Point		F-Throws		Rebounds				Other						Scoring	
			fg-fga	pct	fg-fga	pct	ft-fa	pct	off	def	tot	avg	pf	fo	ast	to	blk	stl	pts	avg
2009-10	18-18	670/37.2	62-149	.416	31-86	.360	50-70	.714	18	69	87	4.8	52	2	76	36	3	19	205	11.4
2010-11	18-18	660/36.7	118-232	.509	46-107	.430	90-106	.849	14	60	74	4.1	49	2	78	43	3	28	372	20.7
TOTAL	36-36	1330/36.9	180-381	.472	77-193	.399	140-176	.795	32	129	161	4.5	101	4	154	79	6	47	577	16.0

Individual Career History (conference-only)

KNIGHT, Tom

Season	gp-gs	min/avg	Total		3-Point		F-Throws		Rebounds				pf	fo	ast	to	blk	stl	Scoring	
			fg-fga	pct	fg-fga	pct	ft-fta	pct	off	def	tot	avg							pts	avg
2010-11	6-0	11/1.8	1-3	.333	0-0	.000	0-0	.000	1	1	2	0.3	1	0	1	0	0	0	2	0.3
TOTAL	6-0	11/1.8	1-3	.333	0-0	.000	0-0	.000	1	1	2	0.3	1	0	1	0	0	0	2	0.3

KOPKO, Tom

Season	gp-gs	min/avg	Total		3-Point		F-Throws		Rebounds				pf	fo	ast	to	blk	stl	Scoring	
			fg-fga	pct	fg-fga	pct	ft-fta	pct	off	def	tot	avg							pts	avg
2007-08	1-0	0/0.0	0-0	.000	0-0	.000	0-0	.000	0	0	0	0.0	0	0	0	0	0	0	0	0.0
2010-11	4-0	4/1.0	1-2	.500	0-1	.000	0-0	.000	0	0	0	0.0	0	0	1	0	0	0	2	0.5
TOTAL	5-0	4/0.8	1-2	.500	0-1	.000	0-0	.000	0	0	0	0.0	0	0	1	0	0	0	2	0.4

MARTIN, Scott

Season	gp-gs	min/avg	Total		3-Point		F-Throws		Rebounds				pf	fo	ast	to	blk	stl	Scoring	
			fg-fga	pct	fg-fga	pct	ft-fta	pct	off	def	tot	avg							pts	avg
2010-11	18-18	593/32.9	60-151	.397	19-57	.333	31-49	.633	18	73	91	5.1	38	0	33	32	7	9	170	9.4
TOTAL	18-18	593/32.9	60-151	.397	19-57	.333	31-49	.633	18	73	91	5.1	38	0	33	32	7	9	170	9.4

NASH, Tyrone

Season	gp-gs	min/avg	Total		3-Point		F-Throws		Rebounds				pf	fo	ast	to	blk	stl	Scoring	
			fg-fga	pct	fg-fga	pct	ft-fta	pct	off	def	tot	avg							pts	avg
2007-08	6-0	9/1.5	1-2	.500	0-1	.000	2-4	.500	1	1	2	0.3	0	0	0	0	0	0	4	0.7
2008-09	16-1	148/9.3	17-30	.567	0-0	.000	5-18	.278	21	26	47	2.9	25	1	7	2	2	6	39	2.4
2009-10	18-18	508/28.2	52-100	.520	0-0	.000	52-77	.675	45	55	100	5.6	59	3	33	21	8	14	156	8.7
2010-11	18-18	540/30.0	55-104	.529	1-2	.500	57-87	.655	49	61	110	6.1	45	3	47	31	11	4	168	9.3
TOTAL	58-37	1205/20.8	125-236	.530	1-3	.333	116-186	.624	116	143	259	4.5	129	7	87	54	21	24	367	6.3

SCOTT, Carleton

Season	gp-gs	min/avg	Total		3-Point		F-Throws		Rebounds				pf	fo	ast	to	blk	stl	Scoring	
			fg-fga	pct	fg-fga	pct	ft-fta	pct	off	def	tot	avg							pts	avg
2008-09	11-0	16/1.5	4-6	.667	1-2	.500	0-0	.000	0	5	5	0.5	3	0	0	0	1	0	9	0.8
2009-10	17-5	317/18.6	29-65	.446	13-30	.433	9-13	.692	20	60	80	4.7	32	1	18	11	19	7	80	4.7
2010-11	14-13	451/32.2	49-120	.408	22-59	.373	23-25	.920	22	81	103	7.4	32	0	26	20	23	10	143	10.2
TOTAL	42-18	784/18.7	82-191	.429	36-91	.396	32-38	.842	42	146	188	4.5	67	1	44	31	43	17	232	5.5