



# 2016-17 NOTRE DAME HOCKEY GAME NOTES

Fighting Irish Media ▶ Dan Colleran ▶ dcollera@nd.edu ▶ 574-339-9810 (c) ▶ UND.com/NDHockey

## 2016-17 SCHEDULE

### OCTOBER

2	USNTP (Exhibition)	W, 5-1
7	Arizona State [CSN+]	W, 9-2
8	Arizona State	W, 4-2
14	at #4/4 Minnesota Duluth [FCS]	L, 4-3
15	at #4/4 Minnesota Duluth	W, 3-1
21	Penn State [CSN+]	T, 3-3 (ot)
22	Penn State [NBCSN]	L, 3-2 (ot)
27	Connecticut * [CSN]	L, 4-2
28	Connecticut *	W, 6-2

### NOVEMBER

12	at Northeastern *	W, 5-2
13	at Northeastern *	T, 0-0
17	#5/6 UMass Lowell *	L, 4-1
18	#5/6 UMass Lowell *	W, 4-1
25	Holy Cross §	7:35 p.m.
26	TBD (Clarkson or Yale) §	7:35 p.m.

### DECEMBER

2	at Massachusetts *	6:05 p.m.
3	at Massachusetts *	7:05 p.m.
10	Boston College * [NBCSN]	7:05 p.m.
31	Alaska	4:05 p.m.

### JANUARY

1	Alaska	2:05 p.m.
6	Michigan Tech [NBCSN]	7:35 p.m.
7	Michigan Tech [NBCSN]	7:00 p.m.
13	at Merrimack *	7:35 p.m.
14	at Merrimack *	7:00 p.m.
20	New Hampshire *	7:35 p.m.
21	New Hampshire *	7:05 p.m.
28	at Boston College *	7:05 p.m.

### FEBRUARY

3	Vermont * [NBCSN]	7:35 p.m.
4	Vermont * [NBCSN]	6:35 p.m.
10	vs. Maine * ^	7:05 p.m.
11	at Maine *	7:05 p.m.
17	Providence * [NBCSN]	7:35 p.m.
18	Providence * [NBCSN]	7:05 p.m.
24	at Boston University *	6:05 p.m.
25	at Boston University *	7:05 p.m.

### MARCH

3-5	Hockey East First Round &	TBA
10-12	Hockey East Quarterfinals &	TBA
17	Hockey East Semifinals %	TBA
18	Hockey East Championship %	TBA
24	NCAA Regional @	TBA
25	NCAA Regional @	TBA
26	NCAA Regional @	TBA

### APRIL

6	NCAA Frozen Four #	TBA
8	NCAA Frozen Four #	TBA

#### Home Games in bold

All times are subject to change and listed in EST [denotes television coverage] | additional coverage TBA

\* - denotes a Hockey East game

§ - Shillelagh Tournament (at Notre Dame, Ind.)

^ - Cross Insurance Arena (Portland, Maine)

& - Campus sites

% - TD Garden (Boston, Mass.)

@ - 2017 NCAA Regionals

East Regional [Providence, R.I.]

West Regional [Fargo, N.D.]

Midwest Regional [Cincinnati, Ohio]

Northeast Regional [Manchester, N.H.]

# - 2017 NCAA Frozen Four hosted by the University of Notre Dame and the Chicago Sports Commission [United Center | Chicago, Ill.]

## GAMES 13 & 14 | Shillelagh Tournament



### #11/12 University of Notre Dame Fighting Irish

(6-4-2, 3-2-1 HEA)



### Holy Cross Crusaders

(5-3-2, 2-2-0 AHA)



#### GAME 13

**Matchup:** Holy Cross at Notre Dame

**Date:** Friday, Nov. 25

**Time:** 7:35 p.m. (ET)

**Site:** Notre Dame, Ind.

**Arena:** Compton Family Ice Arena (5,022)

**Television:** None

**Live Streaming:** NBC Sports App

**Play-by-Play:** Darin Pritchett

**Live Radio:** WZOC 94.3 FM

**Play-by-Play:** Darin Pritchett

**Live Audio:** WatchND App

**Live Stats:** UND.com

**Live Updates:** @NDHockey

**Series History:** Notre Dame leads, 4-2-0

#### 2016 SHILLELAGH TOURNAMENT

▶ This weekend, Notre Dame will play host to the seventh installment of the Shillelagh Tournament.

▶ On the first day of the 2016 tournament (Friday, Nov. 25), Yale and Clarkson will play the first game (4:05 p.m.), followed by Notre Dame and Holy Cross (7:35 p.m.).

▶ The winners (or advancing teams) will then play for the Shillelagh championship on Saturday, Nov. 26, with Notre Dame remaining in the 7:35 p.m time slot regardless of Friday's outcome versus the Crusaders.

#### What's Inside

University Information & Quick Facts	2
Notes	1-5
Series History vs. Shillelagh Teams	2
National Polls & Notre Dame in the Polls	4
2016-17 Honors & Awards	4
<b>All-Time Shillelagh Tourn. Results/Honors</b>	<b>5</b>
Notre Dame Roster & Coaching Staff	6
Geographic Breakdown	6
Head Coach Jeff Jackson	7
The Last Time ...	8
Notre Dame's Record When ...	8
2016-17 Stats	9-14
2016-17 Individual Game-by-Game	15
2016-17 Box Scores	16-18
Individual Player Pages/Career Highs	19-32

#### SHILLELAGH TOURNAMENT HISTORY

▶ The first three Shillelagh Tournaments (2009-11) were played at the Sears Centre in Hoffman Estates, Illinois.

▶ After a break until the Compton Family Ice Arena opened, the tournament resumed in November of 2013 at the home of the Fighting Irish.

# 62

Junior goaltender **Cal Petersen** has started 62 consecutive games in the Irish net dating back to his freshman season.

# 20

Junior forward **Anders Bjork** has 20 points (8-12-20) through 12 games. His 20 points are tied for second in Hockey East and tied for fifth in the country.

# 14

Dating back to the 0-0, two period tie at Northeastern (Nov. 13), Notre Dame has killed off 14 consecutive opponent power play chances.



NDHockey



ND\_Hockey



NotreDameHockey



NotreDameHockey

**UNIVERSITY INFORMATION**

School: .....University of Notre Dame  
 Location: ..... Notre Dame, IN 46556  
 Founded: ..... 1842  
 Enrollment: .....8,475 (undergraduate), 12,126 (total)  
 Nickname: .....Fighting Irish  
 Colors: .....Gold and Blue  
 Affiliation: ..... NCAA Division I  
 Conference: ..... Hockey East Association (HEA)  
 President: ..... Rev. John I. Jenkins, C.S.C. (Notre Dame '76)  
 Provost: ..... Thomas Burish  
 NCAA Faculty Representative: ..... Patricia Bellia (Harvard '91)  
 Athletics Director: ..... Jack Swarbrick (Notre Dame '76)  
 Sr. Assoc. Athletic Director/Sport Administrator: ..... Tom Nevala (Notre Dame '90)  
 Ticket Office Phone: ..... (574) 631-7356  
 Home Ice (capacity): ..... Compton Family Ice Arena (5,022)  
 ..... Charles "Lefty" Smith Rink  
 Ice Surface: ..... 200 x 90

**HOCKEY STAFF INFORMATION**

Head Coach: ..... Jeff Jackson (Michigan State '78)  
 Record at Notre Dame: ..... 251-158-50 (12th season)  
 Record Overall ..... 433-210-75 (18th season)  
 Hockey East Record/Years: ..... 37-22-11 (fourth season)  
 Associate Head Coach: ..... Paul Pooley (Ohio State '84)  
 Associate Coach: ..... Andy Slaggert (Notre Dame '89)  
 Volunteer Assistant Coach: ..... Kevin Lind (Notre Dame '14)  
 Coordinator of Hockey Operations: ..... Nick Siergiej (Wisconsin-River Falls '06)  
 Athletic Trainer: ..... Kevin Ricks  
 Equipment Specialist: ..... Scott Eastman  
 Strength and Conditioning: ..... Tony Rolinski  
 Senior Team Managers: ..... Taek Lee, Meghan Thompson, Amelia Legault-Laroche  
 Administrative Assistant: ..... Sue Halasz  
 Hockey Office Phone: ..... (574) 631-3630  
 Hockey Office Fax: ..... (574) 631-4897

**MEDIA RELATIONS INFORMATION**

Associate Director, Athletics Communications (Hockey SID): ..... Dan Colleran  
 Office Phone: ..... (574) 631-7519  
 Cell Phone: ..... (574) 339-9810  
 Hockey Media Relations E-Mail: ..... dcollera@nd.edu  
 Compton Family Ice Arena Press Box Phone: ..... (574) 631-4899  
 Mailing Address: ..... University of Notre Dame  
 100 Compton Family Ice Arena  
 Notre Dame, IN 46629  
 Web Site: ..... www.und.com/NDHockey  
 Twitter: ..... @NDHockey  
 Instagram: ..... ND\_Hockey  
 Facebook: ..... facebook.com/NotreDameHockey  
 Snapchat ..... NotreDameHockey

**TEAM INFORMATION**

2015-16 Overall Record: ..... 19-11-7  
 2015-16 Hockey East Record/Finish ..... 15-5-2 (3rd)  
 2015-16 Postseason: ..... Hockey East Quarterfinals  
 ..... NCAA Midwest Regional Semifinals  
 Letter Winners Returning: ..... 17 (10 forwards, 5 defensemen, 2 goaltenders)  
 Letter Winners Lost: ..... 7 (4 forwards, 2 defensemen, 1 goaltender)  
 Newcomers: ..... 8 (5 forwards, 2 defensemen, 1 goaltender)  
 2016-17 Captain: ..... Cal Petersen (C)  
 2016-17 Alternate Captains: ..... Anders Bjork (A), Jake Evans (A)  
 ..... Luke Ripley (A)  
 NCAA Appearances ..... Eight (Last: 2016)  
 NCAA Frozen Four Appearances ..... Two (2008 & 2011)  
 All-Americans ..... 12 players/13 times (Last: Robbie Russo in 2015)  
 Academic All-Americans ..... Nine (Last: Peter Schneider in 2015)

▶ This year, Clarkson, Holy Cross and Yale will each be making their first appearances in the tournament.

▶ The Irish won the Shillelagh Tournament in 2009 and 2010.

▶ *Complete Tournament results on page 5.*

**BY THE NUMBERS (national rank/60)**

Category	HC	ND
Goals/game	3.43 (15)	3.57 (10)
GAA/game	3.04 (36)	2.38 (14)
Power Play %	19.67 (20)	18.92 (22)
PK %	77.08 (51)	87.72 (11)
Penalties/game	5.20 (6)	5.95 (20)
PIM/game	11.18 (8)	15.55 (40)

**HOLY CROSS AT A GLANCE**

▶ Holy Cross enters the tournament with a 5-3-2 record (2-2-2 Atlantic Hockey).

▶ The Crusaders have posted wins over Niagara, Providence, Brown, Union and Mercyhurst.

▶ Holy Cross was off last weekend and split a weekend series at Mercyhurst (Nov. 11-12).

▶ Senior forward Mike Barrett leads the team with 14 points on three goals and a team-high 11 assists.

▶ Junior forward TJ Moore has a team-high nine goals.

▶ In net, junior Paul Berrafato has played all 10 games and posted a 5-3-2 record to go along with a .897 save percentage and a 3.06 goals against average.

**CRUSADER CONNECTIONS**

▶ Holy Cross junior forward Scott Pooley (10 GP, 3-7-10) is the son of Fighting Irish Associate Head Coach Paul Pooley.

▶ Holy Cross Associate Head Coach Brock Sheahan played on the Irish blue line from 2004-08 and graduated from Notre Dame in 2008.

▶ In 161 games for the Irish, Sheahan scored four goals and added 29 assists for 33 points.

▶ Sheahan served as Notre Dame's volunteer assistant coach during the 2013-2014 season before heading to Holy Cross.

▶ From 1998-2005 at Providence College, current Holy Cross head coach David Berard served as an assistant coach for then head coach Paul Pooley.

▶ Current Irish Hockey and Programming Intern Will Moran spent the 2015-16 as the Director of Hockey Operations for the Holy Cross.

**THIRD PERIOD SURGE**

▶ Notre Dame is outscoring opponents by an 18-7 margin in third periods this season.

▶ Notre Dame's 18 third period goals ranks tied

**Series History**

**NOTRE DAME VS. HOLY CROSS**

▶ The Fighting Irish and Crusaders have only met six times, with Notre Dame holding a 3-1-0 advantage in those four meetings.

▶ The most recent meeting between the two teams was a 6-3 Notre Dame win on Oct. 8, 2010 at the Scottrade Center in St. Louis, Missouri as part of the Ice Breaker Tournament.

▶ That game marked Anders Lee's first in an Irish uniform and he scored three goals to help Notre Dame to the victory.

**THE SERIES**

Series: Notre Dame leads, 4-2-0 (6 games)

At Notre Dame: Notre Dame leads, 3-0-0

At Holy Cross: Holy Cross leads, 2-0-0

At Neutral Sites: Notre Dame leads, 1-0-0

YEAR	SITE	W/L/T	SCORE
1965-66	Holy Cross	L	3-9
1984-85	Holy Cross	L	6-9
1989-90	Notre Dame	W	10-4
	Notre Dame	W	9-2
1991-92	Notre Dame	W	9-2
2010-11	St. Louis, Mo.	W	6-3
	Scottrade Center		

**NOTRE DAME VS. CLARKSON**

▶ The Fighting Irish and Clarkson have only played one series, which the teams split on Oct. 31 and Nov. 1, 1980.

**THE SERIES**

Series: Tied, 1-1-0 (2 games)

At Neutral Sites: Tied, 1-1-0

YEAR	SITE	W/L/T	SCORE
1980-81	Syracuse, N.Y.	W	4-1
	Onodaga County War Memorial		
1980-81	Rochester, N.Y.	L	5-2
	Rochester War Memorial		

**NOTRE DAME VS. YALE**

▶ The Fighting Irish and Yale have played six times, but not since Jan. 17-18, 2003.

▶ The first meeting came on Jan. 8, 1927, with Yale posting a 5-0 win at Madison Square Garden.

**THE SERIES**

Series: Yale leads, 5-1-0 (6 games)

At Notre Dame: Yale leads, 1-0-0

At Yale: Notre Dame leads, 1-0-0

At Neutral Sites: Yale leads, 4-0-0

YEAR	SITE	W/L/T	SCORE
1927	N.Y., New York	L	0-5
	Madison Square Garden		
1984-85	Hartford, Connecticut	L	5-10
	Hartford Civic Center		
2000-01	Manchester, N.H.	L	2-8
	New Hampshire Coliseum		
	Yale	W	4-3
2002-03	Notre Dame	L	3-4
	Rosemont, Illinois	L	1-3
	Allstate Arena		

for sixth-most in the country, while the Irish are tied for fourth in the country with a 1.50 goal-per third period average.

**BJORK PLAYS LEADING ROLE**

► Junior forward Anders Bjork, a 2014 fifth-round pick by Boston, ranks tied for second in Hockey East with 20 points (8-12-20) and is tied for third with 12 assists.

► Bjork's 20 points are tied for fifth in the country, while his 12 assists are tied for sixth.

► Bjork has been held without a point in just three of Notre Dame's 12 games this season (including the 0-0, two-period tie at Northeastern).

► Bjork has posted five multi-point games, including four-point games against ASU (Oct. 8) and UConn (Oct. 28).

**NOVEMBER NUMBERS**

► Cal Petersen has gotten off to a hot start in November.

► So far this month, he has a 2-1-1 record, a 1.64 goals against average and a .938 save percentage.

**LAST WEEKEND**

► The Irish split a weekend series at home against No. 5/6 UMass Lowell, with the River Hawks winning game one, 4-1, before Notre Dame bounced back with a 4-1 game two win.

► In the win, Anders Bjork, Andrew Peeke and Bobby Nardella each found the back of the net during a three-goal second period to lead the Irish.

► Nardella added two assists to go along with his second period goal, while Bjork and Peeke each finished with a goal and an assist on the night.

► Cal Petersen stopped 21 of the 22 shots he faced to earn the win.

**JACKSON REACHES 250**

► In the midst of his 12th season behind the Irish bench, Head Coach Jeff Jackson notched his 250th career win with Notre Dame in the 5-2 victory at Northeastern on Nov. 12. (now 251-158-48).

► Only Charles "Lefty" Smith has more wins as Notre Dame's head coach (307-320-31).

**OGLEVIE ON THE OFFENSIVE**

► Sophomore forward Andrew Oglevie has started the 2016-17 season with 14 points (5-9-14) through 12 games.

► Last season as a freshman, Oglevie totalled nine points (5-4-9) in 31 games.

► Oglevie's offensive production has been

boosted by increased time on the power play, where he has scored three goals and added six assists for nine points.

**TOP MARKS IN THE COUNTRY**

► Released on Nov. 15, the Irish rank third in NCAA Div. I hockey in the Graduation Success Rate (GSR) with a score of 94 (Bowling Green is first with 100, followed by Air Force at 96).

► Notre Dame also ranks first in NCAA Div. I hockey in the Federal Rate (measured by the federal government in its Department of Education report) with a score of 82.

► Miami is second in the Federal Rate with a score of 79.

► The University of Notre Dame has claimed a share of the 2016 national championship for

graduating student-athletes in all sports--in the process posting the top NCAA Graduation Success Rate (GSR) figure (98) for its student-athletes for the 10th straight year.

**UP NEXT**

► After the Shillelagh Tournament, Notre Dame will return to conference play with a road series at UMass (Dec. 2-3).

► Notre Dame will then close out the first semester with a home game against Boston College at 7:05 p.m. on Dec. 10 (NBCSN).

**SHORTENED SERIES AT NORTHEASTERN**

► On Sunday, Nov. 13, with Notre Dame and Northeastern tied 0-0 after two periods of play at Matthews Arena, the

**Current Irish in the National Hockey League Draft**

	<b>Connor Hurley</b> 2013   Second Round   38th Overall Buffalo Sabres	
	<b>Cal Petersen</b> 2013   Fifth Round   129th Overall Buffalo Sabres	
	<b>Anders Bjork</b> 2014   Fifth Round   146th Overall Boston Bruins	
	<b>Jake Evans</b> 2014   Seventh Round   207th Overall Montreal Canadiens	
	<b>Joe Wegwerth</b> 2014   Fourth Round   92nd Overall Florida Panthers	
	<b>Dennis Gilbert</b> 2015   Third Round   91st Overall Chicago Blackhawks	
	<b>Cam Morrison</b> 2016   Second Round   40th Overall Colorado Avalanche	
	<b>Andrew Peeke</b> 2016   Second Round   34th Overall Columbus Blue Jackets	



**USCHO.com Division I Men's Poll  
(Nov. 21, 2016)**

Rk.	Team (1st-place votes)	Record	Points	Last Wk.
1.	Minnesota Duluth	(48)	10- 2-2	996 2
2.	Denver	(2)	7- 2-3	950 1
3.	Quinnipiac		9- 3-1	859 4
4.	Boston College		10- 3-1	818 3
5.	North Dakota		7- 4-2	731 8
6.	Massachusetts Lowell		8- 4-2	692 6
7.	Boston University		6- 4-1	655 5
8.	Penn State		11- 1-1	615 10
9.	Harvard		5- 1-1	610 11
10.	Bemidji State		11- 2-1	543 13
11.	Minnesota		5- 3-2	537 7
12.	<b>Notre Dame</b>		<b>6- 4-2</b>	<b>507 9</b>
13.	Ohio State		8- 1-4	466 14
14.	Minnesota State		8- 5-1	336 15
15.	St. Cloud State		6- 6-0	234 12
16.	Michigan		5- 4-1	218 16
17.	Union		8- 3-2	207 17
18.	Western Michigan		7- 3-2	201 18
19.	St. Lawrence		8- 4-2	176 20
20.	Vermont		7- 3-2	88 NR

**Others receiving votes:** Providence 25, Omaha 15, Air Force 5, Clarkson 5, Wisconsin 4, Connecticut 2, Michigan Tech 2, Robert Morris 2, Lake Superior 1.

**USA Today/USA Hockey Magazine  
College Hockey Poll  
(Nov. 21, 2016)**

Rk.	Team	Points (1st-place votes)	Last Week	Record
1.	Minnesota Duluth	509 (33)	2	10-2-2 8
2.	University of Denver	474 (1)	1	7-2-3 8
3.	Boston College	389	3	10-3-1 8
4.	Quinnipiac University	388	6	9-3-1 8
5.	University of North Dakota	343	8	7-4-2 8
6.	UMass Lowell	326	5	8-4-2 8
7.	Boston University	287	4	6-4-1 8
8.	University of Minnesota	256	7	5-3-2 8
9.	Harvard University	229	10	5-1-1 8
10.	Penn State University	223	11	11-1-1 4
11.	<b>University of Notre Dame</b>	<b>192 9</b>	<b>6-4-2</b>	<b>8 8</b>
12.	Bemidji State University	163	14	11-2-1 2
13.	Ohio State University	123	13	8-1-4 6
14.	Minnesota State University	54	15	8-5-1 6
15.	St. Cloud State University	30	12	6-6-0

**Others Receiving Votes:** St. Lawrence University, 28; Western Michigan University, 27; Union College, 18; Providence College, 11; University of Michigan, 7; University of Vermont, 2; University of Nebraska Omaha, 1.

**Notre Dame in the Polls**

Date	USCHO.com	USAToday
Preseason	9	8
Oct. 10	5	6
Oct. 17	3	4
Oct. 24	7	6
Oct. 31	9	9
Nov. 7	9	9
Nov. 14	9	9
Nov. 21	12	11
Nov. 28		

game was suspended when a broken down Zamboni led to unsafe ice conditions at Matthews Arena.

► The game was then declared a 0-0 tie by Hockey East on Wednesday, Nov. 16 and marked Cal Petersen's sixth career shutout.

**IN THE RANKS**

► The Irish moved from No. 9 to No. 12 in the USCHO.com poll and from No. 9 to 11 in the USA Today/USA Hockey Magazine national polls.

► Notre Dame has moved up and down between No. 12 to as high as No. 3 this season in the polls.

► Prior to this season (Oct. 10-17) the last time the Irish had reached the top five in the polls was on Nov. 11, 2013 (No. 4 in USCHO.com and No. 3 in the USA Today/USA Hockey Magazine).

**BJORK NAMED HEA PLAYER OF THE MONTH**

► Tied for the national lead in points (7-9-16) in the first month of the season, junior forward Anders Bjork was named the Hockey East Player of the Month for October (Nov. 2).

► In addition to averaging 2.00 points per game in October, Bjork had a team-high +7 rating, scored two power-play goals and also had two game-winning goals.

**NINE GOAL NIGHT**

► In Notre Dame's 9-2 win over Arizona State (Oct. 7), the Irish scored at least nine goals for the first time since a 10-2 victory over Canisius on Dec. 29, 2010.

► In addition, Notre Dame tallied six power-play goals for the first time since a 9-5 win over Northern Michigan on Feb. 13, 2009.

**NHL ALUMNI REPORT**

Seven former Notre Dame hockey players have played in the NHL so far this season

- Vinnie Hinostroza, Chicago: 11 GP, 1-2-3
- Stephen Johns, Dallas: 16 GP, 2-2-4
- Riley Sheahan, Detroit: 19 GP, 0-3-3
- Kyle Palmieri, New Jersey: 17 GP, 3-4-7
- Anders Lee, New York Islanders: 17 GP, 1-1-2
- Ian Cole, Pittsburgh: 19 GP, 1-2-3
- Bryan Rust, Pittsburgh: 16 GP, 2-2-4

► Hinostroza scored his first career goal and added his first two career assists in Chicago's 4-3 overtime win against Vancouver (Nov. 19).

**YOUTH MOVEMENT**

► According to research by College Hockey Inc., Notre Dame is the third-youngest team in college hockey this season (as of Oct. 1, 2016):

- Boston College -- 20 years, 49 days
- Boston University -- 20 years, 108 days
- Notre Dame -- 20 years, 272 days**

**2016-17 Honors**

**Anders Bjork**

- Hockey East Player of the Month (Nov. 2)
- Hockey East Player of the Week (Oct. 10)
- Hockey East Honor Roll (Oct. 31)

**Bobby Nardella**

- Hockey East Honor Roll (Oct. 10 & Nov. 21)

**Andrew Oglevie**

- Hockey East Honor Roll (Oct. 17)

**Cal Petersen**

- Mike Richter Award Watch List (Oct. 7)
- Hockey East Honor Roll (Oct. 17 & Nov. 21)

► Freshman forward Cam Morrison (born in August of 1998) is the fifth-youngest player in NCAA Division I men's college hockey this season.

**CAPTAIN CAL**

► Junior goaltender Cal Petersen is the first goaltender in program history to wear the captain's "C" for the Irish.

► Petersen started all 37 games in 2015-16 and led the nation in percentage of team minutes played while posting a 19-11-7 record.

► He finished 2015-16 with a 2.20 goals-against average and a .927 save percentage, which ranked 12th in the country.

**FRESHMEN PAIR IN NHL DRAFT**

► Cam Morrison (Second Round, 40th overall by the Colorado Avalanche) and Andrew Peeke (Second Round, 34th overall by Columbus) were each selected in the 2016 NHL Entry Draft.

► It marked the first NHL draft in which two Irish hockey players were selected within the first 40 picks.

► Peeke and Morrison also become the 78th and 79th Irish hockey players to be selected in the NHL Entry Draft.

► Additionally, at least one Notre Dame player has now been drafted in each draft dating back to 2004 (12 seasons).

**JACKSON RANKS (entering Friday night)**

► Head Coach Jeff Jackson ranks second in active career winning percentage (minimum of five Division I seasons):

- .661 -- Red Berenson, Michigan (840-409-90)
- .655 -- Jeff Jackson, Notre Dame (433-210-75)**
- .645 -- Rick Bennett, Union (144-72-33)
- .638 -- Don Lucia, Minnesota (698-377-98)
- .636 -- Norm Bazin, UMass Lowell (169-91-27)
- .621 -- Jerry York, Boston College (1023-602-110)

**NBC SPORTS BACK FOR FOURTH SEASON**

► The NBC Sports Group will once again provide coverage of Notre Dame hockey throughout the 2016-17 season.

► As part of NBC Sports Group's fourth season

presenting Notre Dame hockey, NBCSN, the NBC Sports app and NBCSports.com will combine to deliver all 21 Fighting Irish hockey home games.

- ▶ Eight games will be telecast on NBCSN and an additional 13 games will be streamed live via the NBC Sports app and NBCSports.com.

**NOTRE DAME IN THE NCAA TOURNAMENT**

- ▶ Last season, the Fighting Irish made their eighth all-time appearance in the NCAA Championship field, including their sixth since 2008.
- ▶ Under Head Coach Jeff Jackson, the Irish made Frozen Four trips in 2008 and 2011.

**NOTRE DAME & HOCKEY EAST**

- ▶ The 2016-17 season will mark Notre Dame's final season in Hockey East before joining the Big Ten Conference as an affiliate member in men's ice hockey.
- ▶ In Notre Dame's previous three seasons in Hockey East, the Irish have finished the regular season tied for seventh (2014), fifth (2015) and third (2016).
- ▶ During Notre Dame's final season in the CCHA (2012-13), the Irish placed second in the regular-season standings and then won the tournament championship.

**FAMILY TIES**

- ▶ Sophomore forward Anders Bjork is part of the fourth Notre Dame hockey-playing son to follow his father to Notre Dame.
- ▶ His father, Kirt Bjork, was an All-America at Notre Dame during the 1982-83 campaign and is tied for 12th on Notre Dame's all-time points list with 161 (141 GP, 76-85-161).
- ▶ Kirt is currently a director of regional development in Notre Dame's development office.
- ▶ Anders Bjork also has another family tie to Irish hockey, as his cousin is former Irish standout Erik Condra, who is currently a member of the Tampa Bay Lightning.
- ▶ As the fourth son to follow his father to Notre Dame, Anders joins Mario Lucia (Don Lucia) Kevin Nugent (Kevin Nugent, Sr.) and Rory Walsh (Brian Walsh) to play at Notre Dame after their fathers.

**IRISH TABBED TO TIE FOR SECOND**

- Hockey East Preseason Coaches' Poll
1. Boston University (10 first place votes), 130
  2. Northeastern (1), 108
  - 2. Notre Dame, 108**
  4. UMass Lowell (1), 105
  5. Providence, 98
  6. Boston College, 91
  7. UConn, 63
  8. Vermont, 57
  9. Merrimack, 53
  10. New Hampshire, 49
  11. Massachusetts, 32

**All-Time Shillelagh Tournament Honors & Results**

**2009 TOURNAMENT (Jan. 2-3, 2009)\***

- Minnesota Duluth 2, UMass Lowell 1
- Notre Dame 3, Union College 1
- Third-Place
- Union 2, UMass Lowell 1
- Championship
- Notre Dame 3, Minnesota Duluth 1
- All-Tournament Team
- G - Jordan Pearce, ND (MVP)
- D - Evan Oberg, UMD
- D - Kyle Lawson, ND
- F - Ben Ryan, ND
- F - Garrett Regan, ND
- F - Justin Fontaine, UMD

**2010 TOURNAMENT (Jan. 2-3, 2010)\***

- North Dakota 3, Niagara 1
- Notre Dame 5, Colgate 2
- Third-Place
- Niagara 5, Colgate 1
- Championship
- Notre Dame 3, North Dakota 3 (ot)
- Notre Dame wins shootout, 2-1 (five rounds)
- All-Tournament Team
- G - Mike Johnson, ND
- D - Jake Marto, North Dakota
- D - Brett Blatchford, ND
- F - Billy Maday, ND (MVP)
- F - Kevin Deeth, ND
- F - Brett Hextall, North Dakota

**2011 TOURNAMENT (Jan. 1-2, 2011)\***

- Brown 6, Boston University 1
- Minnesota State 4, Notre Dame 3
- Third-Place
- Notre Dame 3, Boston University 3 (ot)
- Notre Dame wins shootout 1-0 (three rounds)
- Championship
- Minnesota State 7, Brown 3
- All-Tournament Team
- G - Phil Cook, Minnesota State
- D - Matt Wahl, Brown
- D - Cameron Cooper, Minnesota State
- F - Jack Maclellan, Brown
- F - Ryan Galiardi, Minnesota State
- F - Michael Dorr, Minnesota State (MVP)

**2013 TOURNAMENT (Nov. 29-30, 2013)**

- Northeastern 1, Western Michigan 1 (ot)
- Northeastern wins shootout 1-0 (three rounds)
- Notre Dame 5, Alabama Huntsville 2
- Third-Place
- Western Michigan 1, Alabama Huntsville 0
- Championship
- Northeastern 3, Notre Dame 2

- All-Tournament Team
- G - Clay Witt, Northeastern
- D - Stephen Johns, Notre Dame
- D - Robbie Russo, Notre Dame
- F - Braden Pimm, Northeastern
- F - Bryan Rust, Notre Dame
- F - T. J. Tynan, Notre Dame (MVP)

**2014 TOURNAMENT (Nov. 28-29, 2014)**

- Western Michigan 6, Ohio State 2
- Union 3, Notre Dame 2 (ot)
- Third-Place
- Ohio State 5, Notre Dame 1
- Championship
- Western Michigan 8, Union 2
- All-Tournament Team
- G - Lukas Hafner, Western Michigan
- D - Jeff Taylor, Union College
- D - Kenney Morrison, Western Michigan
- F - Justin Kovacs, Western Michigan (MVP)
- F - Nolan LaPorte, Western Michigan
- F - Frederik Tiffels, Western Michigan

**2015 TOURNAMENT (Nov. 27-28, 2015)**

- RPI 4, Western Michigan 1
- Harvard 4, Notre Dame 1
- Third Place
- Notre Dame 3, Western Michigan 1
- Championship
- Harvard 4, RPI 0
- All-Tournament Team
- G - Merrick Madsen, Harvard (MVP)
- D - Victor Newell, Harvard
- D - Michael Prapavassis, RPI
- F - Jimmy Vesey, Harvard
- F - Alexander Kerfoot, Harvard
- F - Kyle Criscuolo, Harvard

\* - Played at The Sears Centre (Hoffman Estates, Illinois).



## 2016-17 Notre Dame Hockey Roster

No.	Name	Height	Weight	Position	Yr.	Hometown	Last Team (League)
2	Tony Bretzman	5-11	175	Defenseman	JR	Mendota Heights, Minn.	Langley Rivermen (BCHL)
3	Jordan Gross	5-10	186	Defenseman	JR	Maple Grove, Minn.	Green Bay Gamblers (USHL)
4	Dennis Gilbert	6-2	220	Defenseman	SO	Williamsville, N.Y.	Chicago Steel (USHL)
6	Tory Dello	6-0	190	Defenseman	FR	Crystal Lake, Ill.	Tri-City Storm (USHL)
8	Ben Ostlie	6-2	200	Forward	SR	Edina, Minn.	Omaha Lancers (USHL)
9	Dawson Cook	6-2	213	Forward	JR	Cadillac, Mich.	Green Bay Gamblers (USHL)
10	Anders Bjork	6-0	181	Forward	JR	Mequon, Wis.	U.S. National Under-18 Team
11	Cal Burke	5-10	184	Forward	FR	Boxborough, Mass.	Cedar Rapids RoughRiders (USHL)
12	Felix Holmberg	5-10	175	Forward	FR	Stockholm, Sweden	AIK J20 (SuperElit)
15	Andrew Oglevie	5-10	181	Forward	SO	Fullerton, Calif.	Cedar Rapids RoughRiders (USHL)
16	Connor Hurley	6-2	185	Forward	JR	Edina, Minn.	Green Bay Gamblers (USHL)
17	Peter Mark	6-0	180	Defenseman	JR	Minneapolis, Minn.	Saint Thomas Academy (USHS)
18	Jake Evans	6-0	191	Forward	JR	Toronto, Ontario	St. Michael's Buzzers (OJHL)
19	Mike O'Leary	6-1	195	Forward	FR	Halifax, Nova Scotia	Dubuque Fighting Saints (USHL)
21	Joe Wegwerth	6-3	230	Forward	SO	Brewster, N.Y.	Cedar Rapids RoughRiders (USHL)
22	Andrew Peeke	6-2	200	Defenseman	FR	Parkland, Fla.	Green Bay Gamblers (USHL)
23	Luke Novak	6-0	182	Forward	FR	Waukesha, Wis.	New Jersey Hitmen (USPHL)
24	Luke Ripley	6-5	207	Defenseman	JR	Kitimat, British Columbia	Powell River Kings (BCHL)
25	Dylan Malmquist	5-11	185	Forward	SO	Edina, Minn.	Edina (USHS)
26	Cam Morrison	6-3	212	Forward	FR	Aurora, Ontario	Youngstown Phantoms (USHL)
27	Bobby Nardella	5-9	175	Defenseman	SO	Rosemont, Ill.	Tri-City Storm (USHL)
28	Jack Jenkins	5-11	192	Forward	SO	Lake Bluff, Ill.	Fargo Force (USHL)
29	Bo Brauer	6-3	210	Forward	JR	Edina, Minn.	Nanaimo Clippers (BCHL)
32	Cale Morris	6-1	190	Goaltender	FR	Larkspur, Colo.	Waterloo Black Hawks (USHL)
33	Chad Katunar	6-5	210	Goaltender	SR	Victoria, British Columbia	Penticton Vees (BCHL)
40	Cal Petersen	6-3	190	Goaltender	JR	Waterloo, Iowa	Waterloo Black Hawks (USHL)

## Coaches

Jeff Jackson: Head Coach (Michigan State '78, 12th season at Notre Dame)

Paul Pooley: Associate Head Coach (Ohio State '84)

Andy Slaggert: Associate Coach (Notre Dame '89)

Kevin Lind: Volunteer Assistant Coach (Notre Dame '14)

John Micheletto: Special Assistant (Dartmouth '88)

Nick Siergiej: Coordinator of Hockey Operations (Wisconsin – River Falls '06)

Athletic Trainer: Kevin Ricks

Equipment Specialist: Scott Eastman

Will Moran: Hockey and Programming Intern

## Pronunciation Key

8	Ben AWST-lee
10	Anders BEE-york
15	Andrew Oh-GLE-Vee
25	Dylan Mall-mm-quist
32	KALE Morris
33	Chad Cat -en-arh

## California (1)

Andrew Oglevie Fullerton, California

## Colorado (1)

Cale Morris Larkspur, Colorado

## Florida (1)

Andrew Peeke Parkland, Florida

## Illinois (3)

Tory Dello Crystal Lake, Illinois  
 Bobby Nardella Rosemont, Illinois  
 Jack Jenkins Lake Bluff, Illinois

## Iowa (1)

Cal Petersen Waterloo, Iowa

## Massachusetts (1)

Cal Burke Boxborough, Massachusetts

## Michigan (1)

Dawson Cook Cadillac, Michigan

## Minnesota (7)

Tony Bretzman Mendota Heights, Minnesota  
 Jordan Gross Maple Grove, Minnesota  
 Ben Ostlie Edina, Minnesota  
 Connor Hurley Edina, Minnesota  
 Dylan Malmquist Edina, Minnesota  
 Peter Mark Minneapolis, Minnesota  
 Bo Brauer Edina, Minnesota

## New York (2)

Dennis Gilbert Williamsville, New York  
 Joe Wegwerth Brewster, New York

## Wisconsin (2)

Anders Bjork Mequon, Wisconsin  
 Luke Novak Waukesha, Wisconsin

## Canada (5)

Jake Evans Toronto, Ontario  
 Chad Katunar Victoria, British Columbia  
 Cam Morrison Aurora, Ontario  
 Mike O'Leary Halifax, Nova Scotia  
 Luke Ripley Kitimat, British Columbia

## Sweden (1)

Felix Holmberg Stockholm, Sweden

## THE JACKSON FILE

### Full Name

• Jeffery L. Jackson

### Birthdate

• June 22, 1955

### Hometown

• Roseville, Michigan

### Education

• Bachelor's Degree in Communications  
Michigan State '78  
• Bachelor's Degree in Education  
Michigan State '79



### Collegiate Coaching Experience

• Assistant Coach, Lake Superior State (1986-90)  
• Head Coach, Lake Superior State (1990-96)  
Record: 182-52-25 (.751); two NCAA titles, two CCHA regular-season titles, four CCHA tournament championships  
• Head Coach, University of Notre Dame (2005-):  
- **Two** CCHA regular-season titles  
- **Three** CCHA tournament titles  
- **Six** NCAA appearances  
- **Two** NCAA Frozen Four appearances

### International Coaching Experience

• National Coach and Senior Director, U.S. National Team Developmental Program (1996-2000)  
• Head Coach, U.S. Junior National Team (1996-97)  
• Won silver medal at World Junior Championships  
• Assistant Coach, U.S. Olympic Team (1998)

### Junior Hockey Experience

• Head Coach, OHL's Guelph Storm (2000-03)  
Record: 87-67-24 (4)

### Professional Experience

• Assistant Coach, New York Islanders (2003-05)

### Coaching Honors

• CCHA Coach of the Year (1990-91)  
• CCHA Coach of the Year (2006-07)  
• Spencer Penrose Award (2006-07)  
• CCHA Coach of the Year (2010-11)

### Jackson's Year-By-Year Collegiate Record

Year	Overall		Conference	
	W - L - T	.Pct	W - L - T	.Pct
1990-91	36 - 5 - 4	.844	26 - 2 - 4	.875
1991-92	30 - 9 - 4	.744	20 - 8 - 4	.688
1992-93	32 - 8 - 5	.767	20 - 5 - 5	.750
1993-94	31 - 10 - 4	.733	18 - 8 - 4	.667
1994-95	23 - 12 - 6	.634	14 - 9 - 4	.593
1995-96	30 - 8 - 2	.775	22 - 6 - 2	.767
2005-06	13 - 19 - 4	.417	11 - 13 - 4	.464
2006-07	32 - 7 - 3	.798	21 - 4 - 3	.804
2007-08	27 - 16 - 4	.617	15 - 9 - 4	.607
2008-09	31 - 6 - 3	.813	21 - 4 - 3	.804
2009-10	13 - 17 - 8	.447	9 - 12 - 7	.446
2010-11	25 - 14 - 5	.625	18 - 7 - 3	.696
2011-12	19 - 18 - 3	.513	12 - 13 - 3	.482
2012-13	25 - 13 - 3	.646	17 - 8 - 3	.661
2013-14	23 - 15 - 2	.600	9 - 9 - 2	.500
2014-15	18 - 19 - 5	.488	10 - 7 - 5	.568
2015-16	19 - 11 - 7	.608	15 - 5 - 2	.727
<b>Totals</b>	<b>427-207-72</b>	<b>.656</b>	<b>278-130-62</b>	<b>.657</b>

## Head Coach JEFF JACKSON

► The 2015-16 hockey season marks University of Notre Dame hockey coach Jeff Jackson's 12th season behind the Irish bench. The highly regarded Jackson now has over 30 years of coaching experience.

► Notre Dame's Jeff Jackson era began in 2005 when the University searched for a man who could move the program among the elite hockey schools in the country.

► The veteran coach owned a resume packed with success at the collegiate, junior hockey, professional and international levels.

► During his 11-year run, Notre Dame has become one of the nation's top teams, winning the Central Collegiate Hockey Association's (CCHA) regular-season title twice (2006-07 and 2008-09) while earning three Mason Cup championships ('07, '09 and the final one in 2013).

► During Jackson's tenure, his teams have made seven trips to the NCAA Tournament (2006-09, 2010-11, 2012-14 and now 2016), advancing to the Frozen Four twice, playing in the 2008 title game and the 2011 national semifinals.

► Then in 2013-14, the team's first season in Hockey East, the Irish upset the conference's top team - Boston College - in the quarterfinals to advance to the TD Garden (Boston, Massachusetts) for the Hockey East semifinals

► Between 2006-09, the Irish turned in win totals of 32, 27 and 31 for three consecutive seasons of 25 or more wins and three consecutive NCAA tournament appearances, a first in program history.

► Jackson's success on the ice also has had a major impact off the ice for the Irish. With the wins came a commitment from the University that led to the new home of Irish hockey - The Compton Family Ice Arena - one of the finest college hockey facilities in the nation. The new venue opened for business on Oct. 21, 2011.

► Since Jackson's arrival, the Irish have had 32 players selected in the National Hockey League Entry Draft, including three first round selections. In that same span, 20 players from USA Hockey's National Team Developmental

Program have matriculated to Notre Dame.

► During his tenure, the Irish have had five players garner All-America honors -- Robbie Russo in 2015, Anders Lee in 2013, Ian Cole and Erik Condra in 2009 and David Brown in 2007.

► In addition, 14 of Jackson's players have gone on to play in the NHL (most recently Vince Hinostroza and Stephen Johns in 2015-16).

► In Jackson's first 11 seasons with Notre Dame, the Irish have played with poise and discipline, relying on team defense, strong goaltending and excellent special teams play. They also laid the foundation for future seasons with major success on the recruiting trail.

► In taking over the Irish coaching duties in 2005, Jackson became the first Notre Dame head coach to have won an NCAA Division I championship with another program before being hired as an Irish head coach.

► Success is nothing new for Jackson at the NCAA Division I level. In six years as the head coach at Lake Superior State (1990-96), Jackson's teams won two NCAA titles in 1992 and 1994 (also advancing to the finals in 1993), two CCHA regular-season championships (1991 and 1996) and four CCHA Mason Cup trophies (1991, 1992, 1993 and 1995).

► A 1978 graduate of Michigan State University with a degree in communications, Jackson followed with an education degree from Michigan State in 1979.

► In May 2003, Inside College Hockey, ranked Jackson 12th on its list of the 16 greatest college coaches of all-time with only five of the 16 still active in coaching.

► Jackson is a member of the USA Hockey Coaches Achievement Program, the American Hockey Coaches Association and the National Hockey League Coaches Association.



**THE LAST TIME**

**TEAM**

Notre Dame won in overtime .....	December 29, 2014 vs. Miami (3-2, ot)
Notre Dame lost in overtime .....	October 22, 2016 vs. Penn State (3-2)
Notre Dame tied in overtime .....	October 21, 2016 vs. Penn State (3-3, ot)
Notre Dame won in overtime (Hockey East game) .....	November 14, 2014 at Merrimack (3-2, ot)
Notre Dame lost in overtime (Hockey East game) .....	February 19, 2016 at Providence College (3-2, ot)
Notre Dame tied in overtime (Hockey East game) .....	November 20, 2015 at UMass Lowell (2-2, ot)
Notre Dame scored 10 or more goals in a game .....	December 29, 2010 vs. Canisius (10-2)
Notre Dame had 10 or more goals in a game .....	March 12, 2005 at Michigan (10-1)
Notre Dame had a home shutout .....	February 27, 2016 vs. Boston University (Cal Petersen, 39 saves)
Notre Dame had a road shutout .....	November 13, 2016 at Northeastern (Cal Petersen, 16 saves in a two period game)
.....	February 15, 2014 at Providence (Steven Summerhays, 36 saves)
Notre Dame had a neutral site shutout .....	October 13, 2012 vs. Maine (Steven Summerhays, 22 saves)
Notre Dame had a shutout in a HE game .....	Nov. 13, 2016 at Northeastern (Cal Petersen, 16 saves in a two period game)
.....	February 27, 2016 vs. Boston University (Cal Petersen, 39 saves)
Notre Dame was shutout in a HE game .....	Nov. 13, 2016 at Northeastern (Jake Theut, 22 saves in a two period game)
.....	January 29, 2016 vs. Boston College (Thatcher Demko, 28 saves)
Notre Dame was shutout at home .....	January 29, 2016 vs. Boston College (Thatcher Demko, 28 saves)
Notre Dame was shutout on the road .....	Nov. 13, 2016 at Northeastern (Jake Theut, 22 saves in a two period game)
.....	November 7, 2014 at Minnesota (Adam Wilcox, 20 saves)
Notre Dame won 1-0 .....	February 27, 2016 vs. Boston University (Cal Petersen, 39 saves)
Notre Dame had 35 or more shots in a game .....	October 28, 2016 vs. UConn (39 shots)
Notre Dame had 40 or more shots in a game .....	October 27, 2016 vs. UConn (49 shots)
Notre Dame had 50 or more shots in a game .....	October 7 vs. Arizona State (51 shots)
Notre Dame surrendered 35 or more shots in a game .....	November 17, 2016 vs. UMass Lowell (35 shots)
Notre Dame surrendered 40 or more shots in a game .....	February 13, 2016 vs. Maine (41 shots)
Notre Dame surrendered 50 or more shots in a game .....	January 1, 2016 at Denver (50 shots)
Notre Dame had three PP goals in a game .....	October 25, 2014 vs. Niagara (7-0 win)
Notre Dame had four PP goals in a game .....	October 20, 2013 vs. Michigan Tech (7-3 win)
Notre Dame had six PP goals in a game .....	October 7, 2016 vs. Arizona State (9-2 win)
.....	February 13, 2009 vs. No. Michigan (9-5 win)
Notre Dame had one shorthanded goal in a game .....	October 21, 2016 vs. Penn State (Jake Evans in a 3-3 ot tie)
Notre Dame had two shorthanded goals in a game .....	January 7, 2011 at Northern Michigan (8-1 win)
.....	November 20, 2010 vs. Michigan State (4-2 win)
Notre Dame surrendered five PP goals .....	December 4, 2004 vs. Michigan (8-0 loss)
Notre Dame surrendered four PP goals .....	February 1, 2013 at Ohio State (6-3 loss)
Notre Dame surrendered three PP goals .....	November 27, 2015 vs. Harvard (4-1 loss)
Notre Dame surrendered two short-handed goals .....	February 8, 2013 vs. Michigan (7-4 win)

**INDIVIDUAL**

Notre Dame player scored a hat trick .....	October 16, 2015 - Steven Fogarty (at Penn State)
Notre Dame defenseman scored a hat trick .....	January 18, 2015 - Robbie Russo (at UConn)
Notre Dame player scored four goals .....	October 19, 1995 - Brian Urick (at Alaska-Fairbanks)
Notre Dame player scored five goals .....	December 29, 1971 - Ian Williams (at Dartmouth)
Notre Dame player had three assists .....	November 7, 2015 - Jake Evans (vs. Minnesota - 0-3-3)
Notre Dame player had four assists .....	December 29, 2010 - Stephen Johns (vs. Canisius - 0g, 4a)
Notre Dame player had five assists .....	October 21, 1994 - Jamie Ling (vs. Waterloo - 2g, 5a)
Notre Dame player had four points .....	October 28, 2016 - Anders Bjork (vs. UConn - 2-3-4)
Notre Dame player had five points .....	February 13, 2009 - Erik Condra (vs. Northern Michigan - 2g, 3a)
Notre Dame player had six points .....	October 21, 1994 - Jamie Ling (vs. Waterloo - 2g, 5a)
Notre Dame player had seven points .....	October 21, 1994 - Jamie Ling (vs. Waterloo - 2g, 5a)

Notre Dame goalie made 35+ saves .....	February 27, 2016 - Cal Petersen (vs. Boston University, 1-0 win, 39 saves)
Notre Dame goalie made 40+ saves .....	February 13, 2016 - Cal Petersen (vs. Maine, 5-1 win, 40 saves)
Notre Dame goalie made 50+ saves .....	March 6, 2015 - Cal Petersen (vs. UMass, 4-3 loss, 87 saves)

Opposing player scored a hat trick .....	November 11, 2011 - Cody Kuniyk (Alaska)
Opposing player scored four goals .....	March 12, 1994 - Colin Ward (Western Michigan)
Opposing player scored five goals .....	November 10, 1973 - Tom Ross (Michigan State)

Opposing player had four assists .....	December 2, 2011 - Ludwig Karlsson (Northeastern - 0g, 4a)
Opposing player had five assists .....	January 20, 1996 - Kevin Hilton (Michigan - 0g, 5a)

Opposing player had four points .....	March 12, 2016 - Kevin Roy (Northeastern - 2g, 2a)
Opposing player had five points .....	January 27, 2001 - Jeff Hamilton (Yale - 2g, 3a)
Opposing player had six points .....	January 11, 1994 - John Gruden (Ferris State - 4g, 3a)
Opposing player had seven points .....	January 11, 1994 - John Gruden (Ferris State - 4g, 3a)

Opposing goalie made 35+ saves .....	October 27, 2016 - Adam Huska (UConn, 47 saves, 4-2 UConn win)
Opposing goalie made 40+ saves .....	October 27, 2016 - Adam Huska (UConn, 47 saves, 4-2 UConn win)
Opposing goalie made 50+ saves .....	March 6, 2015 - Steve Mastalerz (UMass, 75 saves, 4-3 win)

Notre Dame had a penalty shot .....	November 15, 2013 - Connor Hurley (missed at Merrimack)
.....	December 6, 2013 - Jeff Costello (scored vs. Massachusetts)
.....	March 16, 2013 - Bryan Rust (scored vs. Bowling Green)
.....	Jan. 26, 2013 - Anders Lee (stopped by Ferris State)
Opp. had a penalty shot .....	January 29, 2016 - Colin White - Boston College (saved by Cal Petersen, BC wins 4-0)
.....	January 22, 2016 - Ara Nazarian - New Hampshire (scored on Cal Petersen, ND wins 5-1)
.....	December 10, 2015 - Colin White - Boston College (saved by Cal Petersen, ND wins 4-3)

**SERIES**

Notre Dame swept a two-game series .....	February 12-13, 2016 (vs. Maine, 4-1, 5-1)
Notre Dame swept in a two-game series .....	January 23-24, 2015 (Northeastern (2-3, 2-4)
Notre Dame swept a Hockey East home series .....	February 12-13, 2016 (vs. Maine, 4-1, 5-1)
Notre Dame swept a Hockey East road series .....	February 5-6, 2016 (at Vermont, 2-1, 3-1)

**NOTRE DAME'S 2016-17 RECORD WHEN**

Overall .....	6-4-2
In Hockey East games .....	3-2-1
Non-conference games .....	3-2-1
Home .....	4-3-1
Road .....	2-1-1
Neutral .....	0-0-0
In overtime games .....	0-1-1

When Notre Dame scores first .....	4-1-0
When opponents score first .....	2-3-1
When Notre Dame leads after one period .....	2-0-0
When Notre Dame trails after one period .....	1-3-0
When score is tied after one period .....	3-1-2
When Notre Dame leads after two periods .....	3-0-0
When Notre Dame trails after two periods .....	0-3-1
When score is tied after two periods .....	3-1-1
When Notre Dame outshoots opponent .....	6-1-2
When opponent outshoots Notre Dame .....	0-3-0
When shots are even .....	0-0-0
In Game 1 of weekend series .....	2-3-1
In Game 2 of weekend series .....	4-1-1
In Game 1 of Hockey East weekend series .....	1-2-0
In Game 2 of Hockey East weekend series .....	2-0-1

In one-goal games .....	0-2-0
In two-goal games .....	2-1-0

When scoring two or more goals .....	6-3-1
When scoring three or more goals .....	6-1-1
When scoring four or more goals .....	5-0-0
When scoring five or more goals .....	3-0-0

**Against Ranked Opponents**

at #4/4 Minnesota Duluth .....	1-1-0
vs. #5/6 UMass Lowell .....	1-1-0

**Month-By-Month**

Notre Dame in October .....	4-3-1
Notre Dame in November .....	2-1-1
Notre Dame in December .....	.....
Notre Dame in January .....	.....
Notre Dame in February .....	.....
Notre Dame in March .....	.....

**Vs. Conferences**

Big Ten .....	0-1-1
ECAC .....	.....
Hockey East Association .....	3-2-1
NCHC .....	1-1-0
Independent .....	2-0-0

**Comebacks (The Last Time Notre Dame ...)**

Erased a two-goal, third period deficit to win or tie:  
.....at Boston College on Dec. 10, 2015 (W, 4-3)



Date	Opponent	Score	Att.	Record:	Overall	Home	Away	Neutral
Oct 07	ARIZONA STATE	W 9-2	3356	ALL GAMES	6-4-2	4-3-1	2-1-1	0-0-0
Oct 08	ARIZONA STATE	W 4-2	3554	CONFERENCE	3-2-1	2-2-0	1-0-1	0-0-0
Oct 14	at #4 Minnesota Duluth	L 3-4	5526	NON-CONFERENCE	3-2-1	2-1-1	1-1-0	0-0-0
Oct 15	at #4 Minnesota Duluth	W 3-1	6014					
Oct 21	PENN STATE	Tot 3-3	3411					
Oct 22	PENN STATE	Lot 2-3	3518					
* Oct 27	UCONN	L 2-4	2936					
* Oct 28	UCONN	W 6-2	4065					
* Nov 12	at Northeastern	W 5-2	3511					
* Nov 13	at Northeastern	T 0-0	1444					
* Nov 17	#5 UMASS LOWELL	L 1-4	3151					
* Nov 18	#5 UMASS LOWELL	W 4-1	4653					

TEAM STATISTICS	ND	OPP
<b>SHOT STATISTICS</b>		
Goals-Shot attempts	42-405	28-324
Shot pct.	.104	.086
Goals/Game	3.5	2.3
Shots/Game	33.8	27.0
<b>POWER PLAYS</b>		
Goals-Power Plays	14-74	7-57
Conversion Percent	.189	.123
Shot Attempts	100	72
Shot Percent	.140	.097
<b>GOAL BREAKDOWN</b>		
Power Play	14	7
Short-handed	1	0
Empty net	1	2
Penalty	0	0
Unassisted	0	0
Overtime	0	1
<b>PENALTIES</b>		
Number	70	93
Minutes	183	248
Penalties/Game	5.8	7.8
Pen minutes/Game	15.2	20.7

#	Player	gp	g	a	pts	sh	sh%	pen-min	pp	sh
10	Anders Bjork	12	8	12	20	43	.186	2-4	2	0
15	Andrew Oglevie	12	5	9	14	37	.135	0-0	3	0
16	Connor Hurley	12	3	9	12	20	.150	8-16	0	0
18	Jake Evans	12	3	8	11	28	.107	6-12	0	1
25	Dylan Malmquist	12	3	8	11	20	.150	5-10	1	0
3	Jordan Gross	12	4	6	10	40	.100	2-4	2	0
27	Bobby Nardella	12	3	6	9	35	.086	5-18	1	0
26	Cam Morrison	12	3	4	7	25	.120	3-6	1	0
4	Dennis Gilbert	12	0	5	5	17	.000	5-10	0	0
21	Joe Wegwerth	11	3	1	4	22	.136	1-2	3	0
22	Andrew Peeke	12	2	2	4	17	.118	2-4	0	0
6	Tory Dello	12	1	3	4	24	.042	13-45	0	0
9	Dawson Cook	11	1	2	3	14	.071	0-0	0	0
11	Cal Burke	12	0	3	3	16	.000	2-4	0	0
29	Bo Brauer	4	2	0	2	3	.667	2-12	1	0
28	Jack Jenkins	8	1	1	2	22	.045	0-0	0	0
2	Tony Bretzman	3	0	0	0	1	.000	0-0	0	0
12	Felix Holmberg	6	0	0	0	4	.000	0-0	0	0
19	Mike O'Leary	10	0	0	0	9	.000	3-14	0	0
8	Ben Ostlie	9	0	0	0	3	.000	3-6	0	0
24	Luke Ripley	10	0	0	0	5	.000	6-12	0	0
TM	TEAM	9	0	0	0	0	.000	2-4	0	0
	Total	12	42	79	121	405	.104	70-183	14	1
	Opponents	12	28	51	79	324	.086	93-248	7	0

#	Goalie	gp	min	ga	gaavg	saves	save%	w-l-t
40	Cal Petersen	12	682:05	25	2.20	289	.920	6-4-2
32	Cale Morris	1	19:43	1	3.04	7	.875	0-0-0
TM	EMPTY NET	9	4:32	2	-	0	.000	0-0-0
	Total	12	706:20	28	2.38	296	.914	6-4-2
	Opponents	12	706:20	42	3.57	363	.896	4-6-2

Attendance Summary		ND	Opponent
Total		28644	16495
Dates/Avg Per Date		8/3580	4/4124
Neutral Site #/Avg		0/0	

Goals by Period	1st	2nd	3rd	OT	Total
Notre Dame	9	15	18	0	42
Opponents	11	9	7	1	28

Saves by Period	1st	2nd	3rd	OT	Total
Notre Dame	106	96	89	5	296
Opponents	123	135	102	3	363

##	Player	gp	Shots					+/-	Penalties				Goals									
			g	a	pts	sh	sh%		pen-min	min	maj	oth	pp	sh	fg	gw	gt	ot	ht	pn	ua	
10	Anders Bjork	12	8	12	20	43	.186	+10	2-4	2	0	0	2	0	2	2	0	0	0	0	0	0
15	Andrew Oglevie	12	5	9	14	37	.135	0	0-0	0	0	0	3	0	1	0	0	0	0	0	0	0
16	Connor Hurley	12	3	9	12	20	.150	+4	8-16	8	0	0	0	0	1	1	0	0	0	0	0	0
18	Jake Evans	12	3	8	11	28	.107	+3	6-12	6	0	0	0	1	0	0	0	0	0	0	0	0
25	Dylan Malmquist	12	3	8	11	20	.150	+6	5-10	5	0	0	1	0	0	0	0	0	0	0	0	0
3	Jordan Gross	12	4	6	10	40	.100	+3	2-4	2	0	0	2	0	0	1	1	0	0	0	0	0
27	Bobby Nardella	12	3	6	9	35	.086	+8	5-18	4	0	1	1	0	0	0	0	0	0	0	0	0
26	Cam Morrison	12	3	4	7	25	.120	+1	3-6	3	0	0	1	0	0	1	0	0	0	0	0	0
4	Dennis Gilbert	12	0	5	5	17	.000	+3	5-10	5	0	0	0	0	0	0	0	0	0	0	0	0
21	Joe Wegwerth	11	3	1	4	22	.136	0	1-2	1	0	0	3	0	1	0	0	0	0	0	0	0
22	Andrew Peeke	12	2	2	4	17	.118	+5	2-4	2	0	0	0	0	0	1	0	0	0	0	0	0
6	Tory Dello	12	1	3	4	24	.042	0	13-45	10	1	2	0	0	0	0	0	0	0	0	0	0
9	Dawson Cook	11	1	2	3	14	.071	+1	0-0	0	0	0	0	0	0	0	0	0	0	0	0	0
11	Cal Burke	12	0	3	3	16	.000	-3	2-4	2	0	0	0	0	0	0	0	0	0	0	0	0
29	Bo Brauer	4	2	0	2	3	.667	+1	2-12	1	0	1	1	0	0	0	0	0	0	0	0	0
28	Jack Jenkins	8	1	1	2	22	.045	-3	0-0	0	0	0	0	0	0	0	0	0	0	0	0	0
2	Tony Bretzman	3	0	0	0	1	.000	-2	0-0	0	0	0	0	0	0	0	0	0	0	0	0	0
12	Felix Holmberg	6	0	0	0	4	.000	0	0-0	0	0	0	0	0	0	0	0	0	0	0	0	0
19	Mike O'Leary	10	0	0	0	9	.000	0	3-14	2	0	1	0	0	0	0	0	0	0	0	0	0
8	Ben Ostlie	9	0	0	0	3	.000	-1	3-6	3	0	0	0	0	0	0	0	0	0	0	0	0
24	Luke Ripley	10	0	0	0	5	.000	-4	6-12	6	0	0	0	0	0	0	0	0	0	0	0	0
TM	TEAM	9	0	0	0	0	.000	0	2-4	2	0	0	0	0	0	0	0	0	0	0	0	0
	Total	12	42	79	121	405	.104	+32	70-183	64	1	5	14	1	5	6	1	0	0	0	0	0
	Opponents	12	28	51	79	324	.086	-	93-248	84	2	7	7	0	6	4	0	1	0	0	0	0

##	Goalie	gp-gs	Goal average			Saves		Record				Goals allowed					
			minutes	ga	avg	saves	pct	w	l	t	sho	pp	sh	en	pen	sog	
40	Cal Petersen	12-12	682:05	25	2.20	289	.920	6	4	2	1	7	0	0	0	0	0
32	Cale Morris	1-0	19:43	1	3.04	7	.875	0	0	0	0	0	0	0	0	0	0
TM	EMPTY NET	9-0	4:32	2	-	0	.000	0	0	0	0	0	0	2	0	0	0
	Total	12-0	706:20	28	2.38	296	.914	6	4	2	1	7	0	2	0	0	0
	Opponents	12-0	706:20	42	3.57	363	.896	4	6	2	1	14	1	1	0	0	0

##	Points	GP	G	A	Pts	Sh
10	Anders Bjork	12	8	12	20	43
15	Andrew Oglevie	12	5	9	14	37
16	Connor Hurley	12	3	9	12	20
18	Jake Evans	12	3	8	11	28
25	Dylan Malmquist	12	3	8	11	20
3	Jordan Gross	12	4	6	10	40
27	Bobby Nardella	12	3	6	9	35
26	Cam Morrison	12	3	4	7	25
4	Dennis Gilbert	12	0	5	5	17
21	Joe Wegwerth	11	3	1	4	22

##	Goals	GP	G	A	Pts	Sh
10	Anders Bjork	12	8	12	20	43
15	Andrew Oglevie	12	5	9	14	37
3	Jordan Gross	12	4	6	10	40
16	Connor Hurley	12	3	9	12	20
18	Jake Evans	12	3	8	11	28
25	Dylan Malmquist	12	3	8	11	20
27	Bobby Nardella	12	3	6	9	35
26	Cam Morrison	12	3	4	7	25
21	Joe Wegwerth	11	3	1	4	22
22	Andrew Peeke	12	2	2	4	17

##	Power-Play Goals	GP	PPG
15	Andrew Oglevie	12	3
21	Joe Wegwerth	11	3
10	Anders Bjork	12	2
3	Jordan Gross	12	2

##	Short-Handed Goals	GP	SHG
18	Jake Evans	12	1

##	Game-Winning Goals	GP	GWG
10	Anders Bjork	12	2

##	Plus/Minus	GP	+/-
10	Anders Bjork	12	+10
27	Bobby Nardella	12	+8
25	Dylan Malmquist	12	+6
22	Andrew Peeke	12	+5
16	Connor Hurley	12	+4
3	Jordan Gross	12	+3
4	Dennis Gilbert	12	+3
18	Jake Evans	12	+3
26	Cam Morrison	12	+1
9	Dawson Cook	11	+1

##	Assists	GP	G	A	Pts	Sh
10	Anders Bjork	12	8	12	20	43
15	Andrew Oglevie	12	5	9	14	37
16	Connor Hurley	12	3	9	12	20
18	Jake Evans	12	3	8	11	28
25	Dylan Malmquist	12	3	8	11	20
3	Jordan Gross	12	4	6	10	40
27	Bobby Nardella	12	3	6	9	35
4	Dennis Gilbert	12	0	5	5	17
26	Cam Morrison	12	3	4	7	25
6	Tory Dello	12	1	3	4	24

##	Shots	GP	G	A	Pts	Sh	Sh%
10	Anders Bjork	12	8	12	20	43	.186
3	Jordan Gross	12	4	6	10	40	.100
15	Andrew Oglevie	12	5	9	14	37	.135
27	Bobby Nardella	12	3	6	9	35	.086
18	Jake Evans	12	3	8	11	28	.107
26	Cam Morrison	12	3	4	7	25	.120
6	Tory Dello	12	1	3	4	24	.042
21	Joe Wegwerth	11	3	1	4	22	.136
28	Jack Jenkins	8	1	1	2	22	.045
16	Connor Hurley	12	3	9	12	20	.150

##	Shot Pct.	GP	G	A	Pts	Sh	Sh%
29	Bo Brauer	4	2	0	2	3	.667
10	Anders Bjork	12	8	12	20	43	.186
25	Dylan Malmquist	12	3	8	11	20	.150
16	Connor Hurley	12	3	9	12	20	.150
21	Joe Wegwerth	11	3	1	4	22	.136
15	Andrew Oglevie	12	5	9	14	37	.135
26	Cam Morrison	12	3	4	7	25	.120
22	Andrew Peeke	12	2	2	4	17	.118
18	Jake Evans	12	3	8	11	28	.107
3	Jordan Gross	12	4	6	10	40	.100

##	Penalties	GP	Pen	Min
6	Tory Dello	12	13	45
16	Connor Hurley	12	8	16
24	Luke Ripley	10	6	12
18	Jake Evans	12	6	12
27	Bobby Nardella	12	5	18
4	Dennis Gilbert	12	5	10
25	Dylan Malmquist	12	5	10
19	Mike O'Leary	10	3	14
26	Cam Morrison	12	3	6
8	Ben Ostlie	9	3	6

##	Penalty Minutes	GP	Pen	Min
6	Tory Dello	12	13	45
27	Bobby Nardella	12	5	18
16	Connor Hurley	12	8	16
19	Mike O'Leary	10	3	14
24	Luke Ripley	10	6	12
18	Jake Evans	12	6	12
29	Bo Brauer	4	2	12
25	Dylan Malmquist	12	5	10
4	Dennis Gilbert	12	5	10
26	Cam Morrison	12	3	6



Date	Opponent		Score	Shots	Overall	Conf	Time	Att.	Goalie of record
Oct 07	ARIZONA STATE	W	9-2	51/19	1-0-0	0-0-0	2:45	3356	Cal Petersen
Oct 08	ARIZONA STATE	W	4-2	37/25	2-0-0	0-0-0	2:18	3554	Cal Petersen
Oct 14	at #4 Minnesota Duluth	L	3-4	23/32	2-1-0	0-0-0	2:20	5526	Cal Petersen
Oct 15	at #4 Minnesota Duluth	W	3-1	38/28	3-1-0	0-0-0	2:13	6014	Cal Petersen
Oct 21	PENN STATE	Tot	3-3	33/32	3-1-1	0-0-0	2:27	3411	Cal Petersen
Oct 22	PENN STATE	Lot	2-3	28/33	3-2-1	0-0-0	2:20	3518	Cal Petersen
* Oct 27	UCONN	L	2-4	49/25	3-3-1	0-1-0	2:23	2936	Cal Petersen
* Oct 28	UCONN	W	6-2	39/32	4-3-1	1-1-0	2:00	4065	Cal Petersen
* Nov 12	at Northeastern	W	5-2	28/25	5-3-1	2-1-0	2:20	3511	Cal Petersen
* Nov 13	at Northeastern	T	0-0	22/16	5-3-2	2-1-1	1:28	1444	Cal Petersen
* Nov 17	#5 UMASS LOWELL	L	1-4	23/35	5-4-2	2-2-1	2:00	3151	Cal Petersen
* Nov 18	#5 UMASS LOWELL	W	4-1	34/22	6-4-2	3-2-1	2:10	4653	Cal Petersen

Team Record	W-L-T	Attendance	Dates	Total	Avg.
Overall:	6-4-2	Total:	12	45139	3762
Conference:	3-2-1	Home:	8	28644	3580
Home:	4-3-1	Away:	4	16495	4124
Away:	2-1-1	Neutral:	0	0	0
Neutral:	0-0-0				
Overtime:	0-1-1				

Date	Opponent	Score	Goals	Shots		Penalties		Power Plays	
				Assists	Shots	Pen-Min	Pen-Min	G-Ch	G-Ch
Oct 07	ARIZONA STATE	9-2	9 / 2	17 / 4	51 / 19	17-66	/ 31-116	6-19	/ 0-9
Oct 08	ARIZONA STATE	4-2	4 / 2	8 / 4	37 / 25	5-10	/ 12-32	1-9	/ 1-4
Oct 14	at Minnesota Duluth	3-4	3 / 4	5 / 7	23 / 32	6-12	/ 6-12	2-6	/ 1-6
Oct 15	at Minnesota Duluth	3-1	3 / 1	6 / 1	38 / 28	4-8	/ 3-6	1-3	/ 0-4
Oct 21	PENN STATE	3-3	3 / 3	4 / 6	33 / 32	9-18	/ 11-22	0-10	/ 1-8
Oct 22	PENN STATE	2-3	2 / 3	4 / 5	28 / 33	5-10	/ 6-12	2-6	/ 0-5
Oct 27	UCONN	2-4	2 / 4	4 / 7	49 / 25	1-2	/ 6-12	0-6	/ 1-1
Oct 28	UCONN	6-2	6 / 2	11 / 4	39 / 32	2-4	/ 1-2	1-1	/ 1-2
Nov 12	at Northeastern	5-2	5 / 2	10 / 4	28 / 25	4-8	/ 2-4	1-2	/ 2-4
Nov 13	at Northeastern	0-0	0 / 0	0 / 0	22 / 16	4-8	/ 6-12	0-4	/ 0-3
Nov 17	UMASS LOWELL	1-4	1 / 4	2 / 7	23 / 35	6-12	/ 5-10	0-4	/ 0-5
Nov 18	UMASS LOWELL	4-1	4 / 1	8 / 2	34 / 22	7-25	/ 4-8	0-4	/ 0-6
Totals		42-28	42 / 28	79 / 51	405 / 324	70-183	/ 93-248	14-74	/ 7-57

Note: Game totals are displayed in the format TEAM/OPPONENT for each category

Date	Opponent	Score	Att.	Record:	Overall	Home	Away	Neutral
* Oct 27	UCONN	L 2-4	2936	ALL GAMES	3-2-1	2-2-0	1-0-1	0-0-0
* Oct 28	UCONN	W 6-2	4065	CONFERENCE	3-2-1	2-2-0	1-0-1	0-0-0
* Nov 12	at Northeastern	W 5-2	3511	NON-CONFERENCE	0-0-0	0-0-0	0-0-0	0-0-0
* Nov 13	at Northeastern	T 0-0	1444					
* Nov 17	#5 UMASS LOWELL	L 1-4	3151					
* Nov 18	#5 UMASS LOWELL	W 4-1	4653					

TEAM STATISTICS	ND	OPP
<b>SHOT STATISTICS</b>		
Goals-Shot attempts	18-195	13-155
Shot pct.	.092	.084
Goals/Game	3.0	2.2
Shots/Game	32.5	25.8
<b>POWER PLAYS</b>		
Goals-Power Plays	2-21	4-21
Conversion Percent	.095	.190
Shot Attempts	30	34
Shot Percent	.067	.118
<b>GOAL BREAKDOWN</b>		
Power Play	2	4
Short-handed	0	0
Empty net	0	2
Penalty	0	0
Unassisted	0	0
Overtime	0	0
<b>PENALTIES</b>		
Number	24	24
Minutes	59	48
Penalties/Game	4.0	4.0
Pen minutes/Game	9.8	8.0

#	Player	gp	g	a	pts	sh	sh%	pen-min	pp	s
10	Anders Bjork	6	3	6	9	19	.158	1-2	0	0
18	Jake Evans	6	2	3	5	18	.111	3-6	0	0
16	Connor Hurley	6	2	3	5	8	.250	2-4	0	0
15	Andrew Oglevie	6	1	4	5	13	.077	0-0	0	0
22	Andrew Peeke	6	2	2	4	10	.200	1-2	0	0
27	Bobby Nardella	6	1	3	4	15	.067	2-4	0	0
4	Dennis Gilbert	6	0	4	4	8	.000	2-4	0	0
26	Cam Morrison	6	2	1	3	14	.143	0-0	0	0
25	Dylan Malmquist	6	0	3	3	9	.000	2-4	0	0
9	Dawson Cook	6	1	1	2	9	.111	0-0	0	0
6	Tory Dello	6	1	1	2	4	.250	5-21	0	0
3	Jordan Gross	6	1	1	2	16	.062	0-0	1	1
28	Jack Jenkins	6	1	1	2	18	.056	0-0	0	0
11	Cal Burke	6	0	2	2	10	.000	1-2	0	0
21	Joe Wegwerth	6	1	0	1	13	.077	1-2	1	1
29	Bo Brauer	1	0	0	0	0	.000	0-0	0	0
12	Felix Holmberg	3	0	0	0	3	.000	0-0	0	0
19	Mike O'Leary	4	0	0	0	4	.000	1-2	0	0
8	Ben Ostlie	4	0	0	0	0	.000	0-0	0	0
24	Luke Ripley	6	0	0	0	4	.000	3-6	0	0
Total		6	18	35	53	195	.092	24-59	2	2
Opponents		6	13	24	37	155	.084	24-48	4	4

#	Goalie	gp	min	ga	gaavg	saves	save%	w-l-t
40	Cal Petersen	6	339:03	11	1.95	142	.928	3-2-1
TM	EMPTY NET	3	0:57	2	-	0	.000	0-0-0
Total		6	340:00	13	2.29	142	.916	3-2-1
Opponents		6	340:00	18	3.18	177	.908	2-3-1

Attendance Summary	ND	Opponent
Total	14805	4955
Dates/Avg Per Date	4/3701	2/2478
Neutral Site #/Avg	0/0	

Goals by Period	1st	2nd	3rd	Total
Notre Dame	1	8	9	18
Opponents	4	4	5	13

Saves by Period	1st	2nd	3rd	Total
Notre Dame	55	43	44	142
Opponents	57	73	47	177



Opponent	Date	Score	2 BRETZMAN,T	3 GROSS,JORD	4 GILBERT,DEN	6 DELLO,TORY	8 OSTLIE,BEN	9 COOK,DAWS	10 BJORK,ANDE	11 BURKE,CAL	12 HOLMBERG,F	15 OGLEVIE,AN	16 HURLEY,CON
ASU	Oct 07	9-2 W	DNP	1-2-3	0-1-1	0-2-2	DNP	DNP	2-1-3	0-1-1	0-0-0	1-2-3	0-2-2
ASU	Oct 08	4-2 W	0-0-0	0-1-1	0-0-0	0-0-0	0-0-0	0-0-0	2-2-4	0-0-0	DNP	0-0-0	1-2-3
at UMD	Oct 14	3-4 L	DNP	0-0-0	0-0-0	0-0-0	0-0-0	0-0-0	1-0-1	0-0-0	0-0-0	1-1-2	0-1-1
at UMD	Oct 15	3-1 W	0-0-0	1-0-1	0-0-0	0-0-0	0-0-0	0-0-0	0-2-2	0-0-0	DNP	1-0-1	0-1-1
PSU	Oct 21	3-3 t	DNP	1-1-2	0-0-0	0-0-0	0-0-0	0-1-1	0-1-1	0-0-0	0-0-0	1-0-1	0-0-0
PSU	Oct 22	2-3 L	0-0-0	0-1-1	0-0-0	0-0-0	0-0-0	0-0-0	0-0-0	0-0-0	DNP	0-2-2	0-0-0
UCONN	Oct 27	2-4 L	DNP	0-0-0	0-0-0	1-0-1	0-0-0	0-0-0	0-1-1	0-0-0	DNP	0-1-1	0-1-1
UCONN	Oct 28	6-2 W	DNP	0-0-0	0-2-2	0-1-1	DNP	0-1-1	2-2-4	0-0-0	0-0-0	0-1-1	1-1-2
at NU	Nov 12	5-2 W	DNP	1-0-1	0-2-2	0-0-0	DNP	0-0-0	0-2-2	0-0-0	0-0-0	1-2-3	0-0-0
at NU	Nov 13	0-0 t	DNP	0-0-0	0-0-0	0-0-0	0-0-0	0-0-0	0-0-0	0-0-0	0-0-0	0-0-0	0-0-0
UML	Nov 17	1-4 L	DNP	0-1-1	0-0-0	0-0-0	0-0-0	0-0-0	0-0-0	0-0-0	DNP	0-0-0	1-0-1
UML	Nov 18	4-1 W	DNP	0-0-0	0-0-0	0-0-0	0-0-0	1-0-1	1-1-2	0-2-2	DNP	0-0-0	0-1-1

Opponent	Date	Score	18 EVANS,JAKE	19 O'LEARY,MIK	21 WEGWERTH,	22 PEEKE,ANDR	24 RIPLEY,LUKE	25 MALMQUIST,	26 MORRISON,C	27 NARDELLA,B	28 JENKINS,JAC	29 BRAUER,BO	32 MORRIS,CAL
ASU	Oct 07	9-2 W	0-1-1	0-0-0	0-1-1	0-0-0	0-0-0	1-1-2	0-2-2	2-1-3	0-0-0	2-0-2	0-0-0
ASU	Oct 08	4-2 W	0-0-0	0-0-0	DNP	0-0-0	0-0-0	1-2-3	0-0-0	0-1-1	0-0-0	DNP	DNP
at UMD	Oct 14	3-4 L	0-2-2	0-0-0	0-0-0	0-0-0	0-0-0	0-0-0	1-1-2	0-0-0	DNP	DNP	DNP
at UMD	Oct 15	3-1 W	0-0-0	0-0-0	0-0-0	0-0-0	DNP	1-2-3	0-0-0	0-1-1	DNP	0-0-0	DNP
PSU	Oct 21	3-3 t	1-1-2	0-0-0	0-0-0	0-0-0	0-0-0	0-0-0	0-0-0	0-0-0	DNP	DNP	DNP
PSU	Oct 22	2-3 L	0-1-1	0-0-0	2-0-2	0-0-0	DNP	0-0-0	0-0-0	0-0-0	DNP	0-0-0	DNP
UCONN	Oct 27	2-4 L	1-0-1	0-0-0	0-0-0	0-0-0	0-0-0	0-1-1	0-0-0	0-0-0	0-0-0	DNP	DNP
UCONN	Oct 28	6-2 W	0-1-1	0-0-0	1-0-1	0-1-1	0-0-0	0-1-1	1-0-1	0-0-0	1-0-1	DNP	DNP
at NU	Nov 12	5-2 W	1-2-3	0-0-0	0-0-0	1-0-1	0-0-0	0-0-0	1-1-2	0-1-1	0-0-0	DNP	DNP
at NU	Nov 13	0-0 t	0-0-0	DNP	0-0-0	0-0-0	0-0-0	0-0-0	0-0-0	0-0-0	0-0-0	DNP	DNP
UML	Nov 17	1-4 L	0-0-0	0-0-0	0-0-0	0-0-0	0-0-0	0-1-1	0-0-0	0-0-0	0-0-0	DNP	DNP

Cal Petersen Game-by-Game															
Date	Opponent	Score	Minutes	GA	GAAvg	Saves	Save%	W	L	T	PP	SH	EN	PN	SO
Oct 07, 2016	ARIZONA STATE	9-2	39:41	1	1.51	10	.909	1	0	0	0	0	0	0	0
Oct 08, 2016	ARIZONA STATE	4-2	59:34	2	1.81	23	.917	2	0	0	1	0	0	0	0
Oct 14, 2016	at Minnesota Duluth	3-4	58:26	4	2.66	28	.897	2	1	0	1	0	0	0	0
Oct 15, 2016	at Minnesota Duluth	3-1	59:25	1	2.21	27	.917	3	1	0	0	0	0	0	0
Oct 21, 2016	PENN STATE	3-3	64:39	3	2.34	29	.914	3	1	1	1	0	0	0	0
Oct 22, 2016	PENN STATE	2-3	61:17	3	2.45	30	.913	3	2	1	0	0	0	0	0
Oct 27, 2016	UCONN	2-4	59:21	3	2.53	21	.908	3	3	1	1	0	0	0	0
Oct 28, 2016	UCONN	6-2	60:00	2	2.47	30	.912	4	3	1	1	0	0	0	0
Nov 12, 2016	at Northeastern	5-2	60:00	2	2.41	23	.913	5	3	1	2	0	0	0	0
Nov 13, 2016	at Northeastern	0-0	39:52	0	2.24	16	.919	5	3	2	0	0	0	0	0
Nov 17, 2016	UMASS LOWELL	1-4	59:50	3	2.31	31	.918	5	4	2	0	0	0	0	0
Nov 18, 2016	UMASS LOWELL	4-1	60:00	1	2.20	21	.920	6	4	2	0	0	0	0	0
Totals			682:05	25	2.20	280	.920	6	4	2	7	0	0	0	0

Cale Morris Game-by-Game															
Date	Opponent	Score	Minutes	GA	GAAvg	Saves	Save%	W	L	T	PP	SH	EN	PN	SO
Oct 07, 2016	ARIZONA STATE	9-2	19:43	1	3.04	7	.875	0	0	0	0	0	0	0	0
Totals			19:43	1	3.04	7	.875	0	0	0	0	0	0	0	0

Hockey Game Box Score (Final)
Arizona State vs #8 Notre Dame (Oct 07, 2016 at Notre Dame, Ind.)

Arizona State (0-1-0) vs. Notre Dame (1-0-0, 0-0-0 HEA)
Date: Oct 07, 2016 • Location: Notre Dame, Ind. • Arena: Compton Ice Arena
Attendance: 3356 • Start time: 7:35 PM • End time: 10:10 PM • Total time: 2:45

GOALTENDERS
# Arizona State Dec Min GA 1 2 3 Saves
35 Joey Daccord L 59:45 9 22 9 11 42

PENALTY SUMMARY
Prd Player Team Min/Offense Time
1st Anthony Croston ASU 2.Slashing 05:19 PP

Hockey Game Box Score (Final)
#5 Notre Dame vs #4 Minnesota Duluth (Oct 14, 2016 at Duluth, Minn.)

Notre Dame (2-1-0)(0-0-0 HEA) vs. Minnesota Duluth (3-0-2)(0-0-0 NCHC)
Date: Oct 14, 2016 • Location: Duluth, Minn. • Arena: AMSOL Arena
Attendance: 5526 • Start time: 7:27 pm • End time: 9:27 • Total time: 2:20

Prd Time Team Scored by Assists Vis. on ice Home on ice
1. 1st 07:12 ND PP Andrew Ogilvie/2 Cam Morrison/3 22,26,27,18,15 20,8,10,4

TEAM SUMMARY
# Notre Dame 1 2 3 Tot +/-
3 Dan Molenaar 0 0 0 0 +1

GOALTENDERS
# Notre Dame Dec Min GA 1 2 3 Saves
40 Cal Petersen L 58:26 4 11 11 6 28

Win-Nick Deery (1-0-2), Loss-Cal Petersen (2-1-0).

Hockey Game Box Score (Final)
Arizona State vs #8 Notre Dame (Oct 08, 2016 at Notre Dame, Ind.)

Arizona State (0-2-0) vs. Notre Dame (2-0-0, 0-0-0 HEA)
Date: Oct 08, 2016 • Location: Notre Dame, Ind. • Arena: Compton Ice Arena
Attendance: 3554 • Start time: 7:05 PM • End time: 9:23 PM • Total time: 2:18

Prd Time Team Scored by Assists Vis. on ice Home on ice
1. 1st 01:02 ND EV Connor Hurley/1 Anders Bjork/2 21,15,44,10,24 16,10,25,6,27

GOALTENDERS
# Arizona State Dec Min GA 1 2 3 Saves
38 Robert Levin L 59:44 3 8 12 13 33

PENALTY SUMMARY
Prd Player Team Min/Offense Time
1st Tyler Busch ASU 2.Boarding 04:48 PP

Win-Cal Petersen (2-0-0), Loss-Robert Levin (0-1-0).

Hockey Game Box Score (Final)
#5 Notre Dame vs #4 Minnesota Duluth (Oct 15, 2016 at Duluth, Minn.)

Notre Dame (3-1-0)(0-0-0 HEA) vs. Minnesota Duluth (3-1-2)(0-0-0 NCHC)
Date: Oct 15, 2016 • Location: Duluth, Minn. • Arena: AMSOL Arena
Attendance: 6014 • Start time: 7:07 pm • End time: 9:20 • Total time: 2:13

Prd Time Team Scored by Assists Vis. on ice Home on ice
1. 2nd 01:53 UMD EV Adam Johnson/4 Joey Anderson/6 3,25,16,10,2 7,13,12,8,4

TEAM SUMMARY
# Notre Dame 1 2 3 Tot +/-
2 Tony Bretzman 0 1 0 1 -1

GOALTENDERS
# Notre Dame Dec Min GA 1 2 3 Saves
40 Cal Petersen W 59:25 1 13 6 8 27

Win-Cal Petersen (3-1-0), Loss-Hunter Shepard (0-1-0).



Hockey Game Box Score (Final) Penn State vs #3 Notre Dame (Oct 21, 2016 at Notre Dame, Ind.)

Penn State (2-1-1, 0-0-0 BIG) vs. Notre Dame (3-1-1, 0-0-0 HEA) Date: Oct 21, 2016 • Location: Notre Dame, Ind. • Arena: Compton Family Arena Attendance: 3411 • Start time: 7:35 PM • End time: 10:02 PM • Total time: 2:27

Table with columns: Prd, Time, Team, Scored by, Assists, Vis. on ice, Home on ice, Goals by Period, Shots by Period, Power Play Goals-Att (SH), Penalties-Minutes by Prd.

TEAM SUMMARY

Summary table for Penn State vs Notre Dame with columns: #, Prd, Team, 1, 2, 3, OT, Tot, +/-, #, Prd, Team, 1, 2, 3, OT, Tot, +/-.

GOALTENDERS

Goaltender statistics for Penn State and Notre Dame.

PENALTY SUMMARY

Penalty summary table for Penn State vs Notre Dame.

Penn State-Jones, Peyton (2-0-1). Notre Dame-Cal Petersen (3-1-1). Timeout by Penn State at 1:39 in OT period.

Referee's signature

Hockey Game Box Score (Final) Penn State vs #3 Notre Dame (Oct 22, 2016 at Notre Dame, Ind.)

Penn State (3-1-1, 0-0-0 BIG) vs. Notre Dame (3-2-1, 0-0-0 HEA) Date: Oct 22, 2016 • Location: Notre Dame, Ind. • Arena: Compton Ice Arena Attendance: 3518 • Start time: 7:10 PM • End time: 9:30 PM • Total time: 2:20

Table with columns: Prd, Time, Team, Scored by, Assists, Vis. on ice, Home on ice, Goals by Period, Shots by Period, Power Play Goals-Att (SH), Penalties-Minutes by Prd.

TEAM SUMMARY

Summary table for Penn State vs Notre Dame with columns: #, Prd, Team, 1, 2, 3, OT, Tot, +/-, #, Prd, Team, 1, 2, 3, OT, Tot, +/-.

GOALTENDERS

Goaltender statistics for Penn State and Notre Dame.

PENALTY SUMMARY

Penalty summary table for Penn State vs Notre Dame.

Win-Jones, Peyton (3-0-1). Loss-Cal Petersen (3-2-1). PSU Timeout at 12:49 of 2nd Period.

Referee's signature

Hockey Game Box Score (Final) UCONN vs #6 Notre Dame (Oct 27, 2016 at Notre Dame, Ind.)

UCONN (3-1-2, 1-0-0 HEA) vs. Notre Dame (3-3-1, 0-1-0 HEA) Date: Oct 27, 2016 • Location: Notre Dame, Ind. • Arena: Compton Family Arena Attendance: 2936 • Start time: 7:35 PM • End time: 9:58 PM • Total time: 2:23

Table with columns: Prd, Time, Team, Scored by, Assists, Vis. on ice, Home on ice, Goals by Period, Shots by Period, Power Play Goals-Att (SH), Penalties-Minutes by Prd.

TEAM SUMMARY

Summary table for UCONN vs Notre Dame with columns: #, Prd, Team, 1, 2, 3, OT, Tot, +/-, #, Prd, Team, 1, 2, 3, OT, Tot, +/-.

GOALTENDERS

Goaltender statistics for UCONN and Notre Dame.

PENALTY SUMMARY

Penalty summary table for UCONN vs Notre Dame.

Win-Huska, Adam (1-1-1). Loss-Cal Petersen (3-3-1). Referee's signature

Hockey Game Box Score (Final) UCONN vs #6 Notre Dame (Oct 28, 2016 at Notre Dame, Ind.)

UCONN (3-2-3, 1-1-0) vs. Notre Dame (4-3-1, 1-1-0) Date: Oct 28, 2016 • Location: Notre Dame, Ind. • Arena: Compton Ice Arena Attendance: 4065 • Start time: 7:35 PM • End time: 9:35 • Total time: 2:00

Table with columns: Prd, Time, Team, Scored by, Assists, Vis. on ice, Home on ice, Goals by Period, Shots by Period, Power Play Goals-Att (SH), Penalties-Minutes by Prd.

TEAM SUMMARY

Summary table for UCONN vs Notre Dame with columns: #, Prd, Team, 1, 2, 3, OT, Tot, +/-, #, Prd, Team, 1, 2, 3, OT, Tot, +/-.

GOALTENDERS

Goaltender statistics for UCONN and Notre Dame.

PENALTY SUMMARY

Penalty summary table for UCONN vs Notre Dame.

Win-Cal Petersen (4-3-1). Loss-Nichols, Rob (2-1-2). Referee's signature







**#2 Tony Bretzman**

Jr. | F | Mendota Heights, Minnesota  
Langley Rivermen (BCHL)

**Career Highs**

Goals: 1 (2x - vs. UConn 11/1/15)  
Assists: 1 (vs. UMass 12/6/14)  
Points: 1 (3x - vs. UConn 11/1/15)  
Multi-point games: n/a  
Point Streak: n/a

**2016-17 Notes**

**Bretzman's Career Stats**

Season	GP	G	A	Points	Shots	Shot%	Pen-Min	+/-	PPG	SHG	GWG
2014-15	17	1	1	2	8	.125	3-6	-2	0	0	1
2015-16	8	1	0	1	5	.200	2-4	+2	0	0	0
2016-17	3	0	0	0	1	.000	0-0	-2	0	0	0
TOTAL	28	2	1	3	14	.143	5-10	-2	0	0	1



**#3 Jordan Gross**

JR. | D | Maple Grove, Minnesota  
Green Bay Gamblers (USHL)

**2016-17 Notes**

- Opened the season with a three-point game (1G, 2A) against Arizona State (Oct. 7), tying his career high mark in the 9-2 win.
- Gross has played 91 consecutive games to start his Notre Dame career.
- Notched the third period, game tying goal in Notre Dame's 3-3 tie with Penn State on Oct. 21 (also had an assist in that game).
- Notched a power-play goal in Notre Dame's 5-2 win at Northeastern (Nov. 12).

**Career Highs**

Goals: 2 (2x - vs. Northeastern 11/12/15)  
Assists: 2 (7x - vs. Arizona State 10/7/16)  
Points: 3 (2x - Arizona State 10/7/16)  
Multi-point games: 17  
Point Streak: 9 games  
(Dec. 5 - Jan. 23, 2015; 3-8-11)

**Gross's Career Stats**

Season	GP	G	A	Points	Shots	Shot%	Pen-Min	+/-	PPG	SHG	GWG
2014-15	42	7	21	28	92	.076	7-14	+8	1	0	1
2015-16	37	9	22	31	113	.080	11-30	+15	2	0	1
2016-17	12	4	6	10	40	.100	2-4	+3	2	0	1
TOTAL	91	20	49	69	245	.082	20-48	+26	5	0	3



**#4 Dennis Gilbert**

So. | D | Buffalo, New York  
Chicago Steel (USHL)

**Career Highs**

Goals: 1 (2x - at BC 12/10/15)  
Assists: 2 (4x - at Northeastern 11/12/16)  
Points: 2 (4x - at Northeastern 11/12/16)  
Multi-point games: 5  
Point Streak: 3 games  
(Oct. 31 - Nov. 6, 2015; 0-4-4)

**2016-17 Notes**

- Tied a career high with two assists in Notre Dame's 6-2 win over UConn (Oct. 28).
- Then had a two-assist game in Notre Dame's next contest, a 5-2 win at Northeastern (Nov. 12).

**Gilbert's Career Stats**

Season	GP	G	A	Points	Shots	Shot%	Pen-Min	+/-	PPG	SHG	GWG
2015-16	37	2	8	10	54	.037	17-34	+5	1	0	1
2016-17	12	0	5	5	17	.000	5-10	+3	0	0	0
TOTAL	49	2	13	15	71	.028	22-44	+8	1	0	1



**#6 Tory Dello**

Rr. | D | Crystal Lake, Illinois  
Tri-City Storm (USHL)

**Career Highs**

Goals: 1 (vs. UConn 10/27/16)  
Assists: 1 (vs. Arizona State 10/7/16)  
Points: 1 (2x - vs. UConn 10/27/16)  
Multi-point games: --  
Point Streak: 2 games  
(Oct. 27-28, 2016; 1-1-2)

**2016-17 Notes**


- Registered his first career point in his first career game by notching an assist on Anders Bjork's game-winning, power-play goal against Arizona State (Oct. 7).

- Notched his first career goal in the 4-2 loss to UConn (Oct. 27).

**Dello's Career Stats**

Season	GP	G	A	Points	Shots	Shot%	Pen-Min	+/-	PPG	SHG	GWG
2016-17	12	1	3	4	24	.042	13-45	0	0	0	0
TOTAL	12	1	3	4	24	.042	13-45	0	0	0	0





**#8 Ben Ostlie**

Sr. | F | Edina, Minnesota  
Omaha Lancers (USHL)

**Career Highs**

Goals: 1 (2x - at PSU 10/17/15)  
Assists: 1 (3x - vs. Western Michigan 1/8/16)  
Points: 1 (5x - vs. Western Michigan 1/8/16)  
Multi-point games: n/a

**2016-17 Notes**

**Ostlie's Career Stats**

Season	GP	G	A	Points	Shots	Shot%	Pen-Min	+/-	PPG	SHG	GWG
2013-14	12	0	0	0	10	.000	3-6	-3	0	0	0
2014-15	24	1	2	3	13	.077	2-4	0	0	0	0
2015-16	27	1	1	2	17	.059	2-4	-5	0	0	0
2016-17	9	0	0	0	3	.000	3-6	-1	0	0	0
TOTAL	72	2	3	5	43	.047	10-20	-9	0	0	0



**#9 Dawson Cook**

Jr. | F | Cadillac, Michigan  
Green Bay Gamblers (USHL)

**Career Highs**

Goals: 1 (4x - vs. Western Michigan 1/8/16)  
Assists: 1 (4x - vs. UConn 10/28/16)  
Points: 1 (8x - vs. UConn 10/28/16)  
Multi-point games: n/a  
Point Streak: 2 games  
(Nov. 28 - Dec. 4, 2015)

**2016-17 Notes**

**Cook's Career Stats**

Season	GP	G	A	Points	Shots	Shot%	Pen-Min	+/-	PPG	SHG	GWG
2014-15	35	1	1	2	11	.091	4-8	-6	0	0	0
2015-16	32	3	1	4	16	.188	2-4	-2	0	0	1
2016-17	11	1	2	3	14	.071	0-0	+1	0	0	0
TOTAL	78	5	4	9	41	.122	6-12	-7	0	0	1



**#10 Anders Bjork**

Jr. | F | Mequon, Wisconsin  
U.S. National U-18 Team

**Career Highs**

Goals: 2 (4x - vs. UConn 10/28/16)  
Assists: 2 (13x - vs. UConn 10/28/16)  
Points: 4 (2x - vs. UConn 10/28/16)  
Multi-point games: 17  
Point Streak: 10 games  
(Nov. 28 - Jan. 23, 2016; 7-8-15)

**2016-17 Notes**

- Opened the season by scoring two goals and adding an assist in Notre Dame's 9-2 win over Arizona State (Oct. 7).
- The next night against the Sun Devils, posted a career-high four points on two goals and two assists.
- Had the game-winning goal on both wins over Arizona State and was named the Hockey East Player of the Week for his seven-point weekend (Oct. 10).
- Scored a highlight reel goal at Minnesota Duluth (Oct. 14) when he beat the defense and finished with a high wrist shot for his fifth goal of the season.
- Had a pair of assists in Notre Dame's 3-1 win at No. 4 Minnesota Duluth (Oct. 15).
- Posted his second four-point game of the season in Notre Dame's 6-2 win over UConn (Oct. 28), including two goals

and two assists.

- Finished October with 16 points (7-9-17) and was named the Hockey East Player of the Month.

**Bjork's Career Stats**

Season	GP	G	A	Points	Shots	Shot%	Pen-Min	+/-	PPG	SHG	GWG
2014-15	41	7	15	22	74	.095	7-14	-3	1	1	0
2015-16	35	12	23	35	92	.130	4-8	+28	3	0	0
2016-17	12	8	12	20	43	.186	2-4	+10	2	0	2
TOTAL	88	27	50	77	209	.129	13-26	+35	6	1	2



**#11 Cal Burke**

Fr. | F | Boxborough, Massachusetts  
Cedar Rapids RoughRiders (USHL)

**Career Highs**

Goals: --  
Assists: 1 (Arizona State 10/7/16)  
Points: 1 (Arizona State 10/7/16)  
Multi-point games: --  
Point Streak: --

**2016-17 Notes**

- Opened his Irish career by notching an assist in the first game of the season, a 9-2 win over Arizona State (Oct. 7).

**Burke's Career Stats**

Season	GP	G	A	Points	Shots	Shot%	Pen-Min	+/-	PPG	SHG	GWG
2016-17	12	0	3	3	16	.000	2-4	-3	0	0	0
TOTAL	12	0	3	3	16	.000	2-4	-3	0	0	0



**#12 Felix Holmberg**

Fr. | F | Stockholm, Sweden  
AIK J20 (SuperElit)

**Career Highs**

Goals: --  
Assists: --  
Points: --  
Multi-point games: --  
Point Streak: --

**2016-17 Notes**

- Made his Irish debut in Notre Dame's 9-2 season-opening victory over Arizona State (Oct. 7)
- Holmberg is the fifth European to play for the Irish and the third from Stockholm, Sweden (Calle Ridderwall was the last from 2077-11).

**Holmberg's Career Stats**

Season	GP	G	A	Points	Shots	Shot%	Pen-Min	+/-	PPG	SHG	GWG
2016-17	6	0	0	0	4	.000	0-0	0	0	0	0
TOTAL	6	0	0	0	4	.000	0-0	0	0	0	0



**#15 Andrew Oglevie**

So. | F | Fullerton, California  
Cedar Rapids RoughRiders

**Career Highs**

Goals: 2 (vs. Merrimack 1/15/16)  
Assists: 2 (4x - at Northeastern 11/12/16)  
Points: 3 (3x - at Northeastern 11/12/16)  
Multi-point games: 6  
Point Streak: 7 games  
(Oct. 14 - Nov. 12, 2016; 4-7-11)

**2016-17 Notes**


- Opened the season by tying his career-high point total with three (1G, 2A) in Notre Dame's season-opening 92 win over Arizona State.
- Had a power-play goal and an assist in

Notre Dame's 4-3 loss at #4 Minnesota Duluth (Oct. 14).

- Added a power-play goal in Notre Dame's 3-1 win at Minnesota Duluth (Oct. 15).
- Had a goal and two assists in Notre Dame's 5-2 win at Northeastern (Nov. 12).

**Oglevie's Career Stats**

Season	GP	G	A	Points	Shots	Shot%	Pen-Min	+/-	PPG	SHG	GWG
2015-16	31	5	4	9	59	.085	4-8	+9	0	0	2
2016-17	12	5	9	14	37	.135	0-0	0	3	0	0
TOTAL	43	10	13	23	96	.104	4-8	+9	3	0	2



**#16 Connor Hurley**

Jr. | F | Edina, Minnesota  
Green Bay Gamblers (USHL)

**Career Highs**


Goals: 1 (11x - vs. UConn 10/28/16)  
Assists: 3 (vs. UConn 11/1/15)  
Points: 3 (2x - vs. Arizona State 10/8/16)  
Multi-point games: 11  
Point Streak: 3 games  
(Oct. 18-25, 2014; 1-4-5)

**2016-17 Notes**

- Opened the season with a two assist game against Arizona State (Oct. 7).
- Followed with a goal and an two assists in game two versus the Sun Devils (Oct. 8), tying his career high with three points in the game.
- Had a goal and an assist in Notre Dame's 6-2 win over UConn (Oct. 28).

**Hurley's Career Stats**

Season	GP	G	A	Points	Shots	Shot%	Pen-Min	+/-	PPG	SHG	GWG
2014-15	41	4	10	14	59	.068	3-6	+5	0	0	1
2015-16	36	6	12	18	56	.107	5-10	+7	2	0	0
2016-17	12	3	9	12	20	.150	8-16	+4	0	0	1
TOTAL	89	13	31	44	135	.096	16-32	+16	2	0	2



**#17 Peter Mark**

Jr. | D | Minneapolis, Minn.  
Saint Thomas Academy

**Career Highs**

Goals: --  
Assists: --  
Points: --  
Multi-point games: --  
Point Streak: --

**2016-17 Notes**

- Joined the Irish for the 2016-17 season after playing the previous two seasons with Notre Dame's club team.

**Mark's Career Stats**



**#18 Jake Evans**

Jr. | F | Toronto, Ontario  
St. Michael's Buzzers (OJHL)

**Career Highs**

Goals: 2 (vs. Miami 12/28/14)  
Assists: 3 (2x - vs. Minnesota 11/6/15)  
Points: 3 (5x - at Northeastern 11/12/16)  
Multi-point games: 14  
Point Streak: 6 games  
(Jan. 8-23, 2016; 3-7-10)

**2016-17 Notes**

- Had a two assist game at No. 4 Minnesota Duluth (Oct. 14).
- Scored his first career shorthanded goal in Notre Dame's 3-3 overtime tie with Penn State (Oct. 21).
- Had a goal and two assists in Notre Dame's 5-2 win at Northeastern (Nov. 12).

**Evans' Career Stats**

Season	GP	G	A	Points	Shots	Shot%	Pen-Min	+/-	PPG	SHG	GWG
2014-15	41	7	10	17	63	.111	11-22	+4	1	0	1
2015-16	37	8	25	33	55	.145	9-29	+15	4	0	1
2016-17	12	3	8	11	28	.107	6-12	+3	0	1	0
TOTAL	90	18	43	61	146	.123	26-63	+22	5	1	2



**#19 Mike O'Leary**

Fr. | F | Halifax, Nova Scotia  
Dubuque Fighting Saints (USHL)

**Career Highs**

Goals: --  
Assists: --  
Points: --  
Multi-point games: --

**2016-17 Notes**

- Made his Notre Dame Debut on Oct. 7 versus Arizona State.

**O'Leary's Career Stats**

Season	GP	G	A	Points	Shots	Shot%	Pen-Min	+/-	PPG	SHG	GWG
2016-17	10	0	0	0	9	.000	3-14	0	0	0	0
TOTAL	10	0	0	0	9	.000	3-14	0	0	0	0





**#21 Joe Wegwerth**

So. | F | Brewster, New York  
Cedar Rapids RoughRiders

**Career Highs**

Goals: 2 (vs. Penn State 10/22/16)  
Assists: 1 (4x - vs. Arizona State 10/14/16)  
Points: 2 (vs. Penn State 10/22/16)  
Multi-point games: 1  
Point Streak: 2 games  
(Nov. 28 - Dec. 4, 2015)

**2016-17 Notes**

- Posted his first career two-goal game against Penn State (Oct. 22), when he scored a pair of power-play goals.
- Added a power-play goal in Notre Dame's 6-2 win over UConn (Oct. 28).

**Wegwerth's Career Stats**

Season	GP	G	A	Points	Shots	Shot%	Pen-Min	+/-	PPG	SHG	GWG
2015-16	30	1	3	4	29	.034	9-18	-4	0	0	0
2016-17	11	3	1	4	22	.136	1-2	0	3	0	0
TOTAL	41	4	4	8	51	.078	10-20	-4	3	0	0



**#22 Andrew Peeke**

Fr. | D | Parkland, Florida  
Green Bay Gamblers (USHL)

**Career Highs**

Goals: 1 (at Northeastern 11/12/16)  
Assists: 1 (vs. UConn 10/28/16)  
Points: 1 (2x - at Northeastern 11/12/16)  
Multi-point games: --  
Point Streak: --

**2016-17 Notes**

- Made his Notre Dame Debut on Oct. 7 versus Arizona State.
- Notched his first career point with an assist in Notre Dame's 6-2 win over UConn (Oct. 28).
- Scored his first career goal in Notre Dame's 5-2 win at Northeastern (Nov. 12).

**Peeke's Career Stats**

Season	GP	G	A	Points	Shots	Shot%	Pen-Min	+/-	PPG	SHG	GWG
2016-17	12	2	2	4	17	.118	2-4	+5	0	0	1
TOTAL	12	2	2	4	17	.118	2-4	+5	0	0	1



**#23 Luke Novak**

Fr. | F | Waukesha, Wis.  
New Jersey Hitmen (USPHL)

**Career Highs**

Goals: --  
Assists: --  
Points: --  
Multi-point games: --  
Point Streak: --

**2016-17 Notes**

**Novak's Career Stats**



**#24 Luke Ripley**

Jr. | D | Kitimat, British Columbia  
Powell River Kings (BCHL)

**Career Highs**

Goals: 1 (3x - vs. Northeastern 3/12/16)  
Assists: 1 (12x - at Providence 2/19/16)  
Points: 1 (15x - vs. Northeastern 3/12/16)  
Multi-point games: n/a  
Point Streak: 3 games  
(Jan. 31-Feb. 7, 2015; 0-3-3)

**2016-17 Notes**

**Ripley's Career Stats**

Season	GP	G	A	Points	Shots	Shot%	Pen-Min	+/-	PPG	SHG	GWG
2014-15	42	2	6	8	32	.062	15-30	+4	0	0	1
2015-16	37	1	6	7	40	.025	18-47	+12	0	0	0
2016-17	10	0	0	0	5	.000	6-12	-4	0	0	0
TOTAL	89	3	12	15	77	.039	39-89	+12	0	0	1



**#25 Dylan Malmquist**

So. | F | Edina, Minnesota  
Edina HS

**Career Highs**

Goals: 2 (vs. UMD 10/24/15)  
Assists: 2 (3x - at Minnesota Duluth 10/15/16)  
Points: 3 (3x - at Minnesota Duluth 10/15/16)  
Multi-point games: 5  
Point Streak: 2 games  
(five times)

**2016-17 Notes**

- Had a five-point opening series versus Arizona State, including a goal and an assist in game one (Oct. 7) and a goal and two assists in game two (Oct. 8).
- Had a goal and two assists to lead the Irish to a 3-1 win at fourth-ranked Minnesota Duluth (Oct. 15).

**Malmquist's Career Stats**

Season	GP	G	A	Points	Shots	Shot%	Pen-Min	+/-	PPG	SHG	GWG
2015-16	36	11	6	17	59	.186	7-25	+9	2	0	2
2016-17	12	3	8	11	20	.150	5-10	+6	1	0	0
TOTAL	48	14	14	28	79	.177	12-35	+15	3	0	2



**#26 Cam Morrison**

Fr. | F | Aurora, Ontario  
Youngstown Phantoms (USHL)

**Career Highs**

Goals: 1 (3x - at Northeastern 11/12/16)  
Assists: 2 (vs. Arizona State 10/7/16)  
Points: 2 (3x - at Northeastern 11/12/16)  
Multi-point games: 3  
Point Streak: 2 games  
(Oct. 28 - Nov. 12, 2016; 2-1-3)\*  
\* - Active

**2016-17 Notes**

- Posted two assists in his first career game, a 9-2 Notre Dame win over Arizona State (Oct. 7).
- Scored his first career goal and added

loss at Minnesota Duluth (Oct. 14).

- Scored a goal in Notre Dame's 6-2 win over UConn (Oct. 28).
- Had the game-winning goal (first of his career) and added an assist in Notre Dame's 5-2 comeback win at Northeastern (Nov. 12).

**Morrison's Career Stats**

Season	GP	G	A	Points	Shots	Shot%	Pen-Min	+/-	PPG	SHG	GWG
2016-17	12	3	4	7	25	.120	3-6	+1	1	0	1
TOTAL	12	3	4	7	25	.120	3-6	+1	1	0	1



**#27 Bobby Nardella**

So. | D | Rosemont, Illinois  
Tri-City Storm (USHL)

**Career Highs**

Goals: 2 (vs. Arizona State 10/7/16)  
Assists: 2 (4x - at New Hampshire 1/22/16)  
Points: 3 (2x - vs. Arizona State 10/7/16)  
Multi-point games: 6  
Point Streak: 6 games  
(Jan. 2-23; 2-10-12)

**2016-17 Notes**

- Opened the season with a career-high two goals in Notre Dame's 9-2 win over Arizona State (Oct. 7).

**Nardella's Career Stats**

Season	GP	G	A	Points	Shots	Shot%	Pen-Min	+/-	PPG	SHG	GWG
2015-16	35	4	20	24	69	.058	9-18	+9	1	0	1
2016-17	12	3	6	9	35	.086	5-18	+8	1	0	0
TOTAL	47	7	26	33	104	.067	14-36	+17	2	0	1



**#28 Jack Jenkins**

So. | F | Lake Bluff, Illinois  
Fargo Force (USHL)

**Career Highs**

Goals: 1 (3x - vs. UConn 10/28/16)  
Assists: 1 (vs. Western Michigan 1/8/16)  
Points: 1 (4x - vs. UConn 10/28/16)  
Multi-point games: n/a  
Point Streak: 2 games  
(Feb. 12-13, 2016; 1-1-2)

**2016-17 Notes**

- Notched his first goal of the season in Notre Dame's 6-2 win over UConn (Oct. 28).

**Jenkins' Career Stats**

Season	GP	G	A	Points	Shots	Shot%	Pen-Min	+/-	PPG	SHG	GWG
2015-16	28	2	2	4	28	.071	1-2	-1	0	0	1
2016-17	8	1	1	2	22	.045	0-0	-3	0	0	0
TOTAL	36	3	3	6	50	.060	1-2	-4	0	0	1



**#29 Bo Brauer**

Jr. | F | Edina, Minnesota  
Naniamo Clippers (BCHL)

**Career Highs**

Goals: 2 (vs. Arizona State 10/7/16)  
Assists: n/a  
Points: 2 (vs. Arizona State 10/7/16)  
Multi-point games: 1  
Point Steak: n/a

**2016-17 Notes**

- Scored the first two goals of his career in Notre Dame's season-opening 9-2 win over Arizona State (Oct. 7).

**Brauer's Career Stats**

Season	GP	G	A	Points	Shots	Shot%	Pen-Min	+/-	PPG	SHG	GWG
2014-15	2	0	0	0	1	.000	1-2	0	0	0	0
2015-16	1	0	0	0	-	-	0-0	0	0	0	0
2016-17	4	2	0	2	3	.667	2-12	+1	1	0	0
TOTAL	7	2	0	2	-	-	3-14	+1	1	0	0





**#32 Cale Morris**

Fr. | G | Larkspur, Colorado  
Waterloo Black Hawks (USHL)

**Career Highs**

**Saves:** 7 (vs. Arizona State 10/7/16)  
**Goals Against:** 1  
**Shutouts:** n/a

**2016-17 Notes**

- Made his first career appearance in Notre Dame's season-opening 9-2 win over Arizona State (Oct. 7) when he played the third period.

**Morris' Career Stats**

Goalie	GP-GS	Minutes	GA	GAAvg	Saves	Save%	W	L	T	Sho	PPG	SHG
2016-17	1-0	19:43	1	3.04	7	.875	0	0	0	0.0	0	0
TOTAL	1-0	19:43	1	3.04	7	.875	0	0	0	0.0	0	0



**#33 Chad Katunar**

Sr. | G | Victoria, British Columbia  
Penticton Veeps (BCHL)

**Career Highs**

**Saves:**  
- 35 (vs. Union 11/28/14)  
**Assists:** n/a  
**Goals Against:** 5 (at UMass 12/5/14)  
**Shutouts:** n/a

**2016-17 Notes**

- Along with Andy Ryan, one of the team's two representatives on the Student-Athlete Advisory Committee.
- Made his season debut by playing the final 6:08 of Notre Dame's 4-1 loss to eighth-ranked Harvard (Nov. 27), turning aside all three shots he faced.

**Katunar's Career Stats**

Goalie	GP-GS	Minutes	GA	GAAvg	Saves	Save%	W	L	T	Sho	PPG	SHG
2013-14	5-3	178:03	7	2.36	52	.881	2	1	0	0.0	2	0
2014-15	15-11	737:08	37	3.01	329	.899	5	3	2	0.0	8	2
2015-16	2-0	13:37	0	0.00	4	1.000	0	0	0	0.0	0	0
TOTAL	22-14	928:48	44	2.84	385	.897	7	4	2	0.0	10	2



**#40 Cal Petersen**

Jr. | G | Waterloo, Iowa  
Waterloo Black Hawks (USHL)

**Career Highs**

**Saves:**

- 87 (L, 4-3 in 5 OT vs. UMass 3/6/15)\*
- 55 (W, 3-1 vs. BC 2/28/15)
- 49 (T, 1-1 at Denver 1/1/16)
- 44 (W, 3-2 at BU 2/21/15)

\* - *NCAA Record*

**Assists:** n/a

**Goals Against: 6**

- at UMass Lowell (3/15/15)
- vs. Northeastern (3/12/16)

**Shutouts: 6**

1. vs. Niagara 10/25/14 (23 saves)
2. at UMass 12/6/14 (14 saves)
3. vs. Providence College 2/13/15 (38 saves)
4. vs. UMass 3/8/15 (23 saves)
5. vs. Boston University 2/27/16 (39 saves)
6. vs. Northeastern 11/13/16 (16 saves in two-period game)

**2016-17 Notes**

- Stopped 27 of the 28 shots he faced in Notre Dame's 3-1 win at fourth-ranked Minnesota Duluth (Oct. 15).
- Made 29 saves in Notre Dame's 3-3 overtime tie with Penn State (Oct. 21).
- Stopped all 16 shots he faced in Notre Dame's two period tie with Northeastern (Nov. 13) to record his sixth career shutout.
- Made a then season-high 31 saves against UMass Lowell (Nov. 17).

**Petersen's Career Stats**

Goalie	GP-GS	Minutes	GA	GAAvg	Saves	Save%	W	L	T	Sho	PPG	SHG
2014-15	33-31	1891:36	79	2.51	892	.919	13	16	3	4.0	19	2
2015-16	37-37	2231:52	82	2.20	1049	.927	19	11	7	1.0	22	0
2016-17	12-12	682:05	25	2.20	289	.920	6	4	2	1.0	7	0
<b>TOTAL</b>	<b>82-80</b>	<b>4805:33</b>	<b>186</b>	<b>2.32</b>	<b>2230</b>	<b>.923</b>	<b>38</b>	<b>31</b>	<b>12</b>	<b>6.0</b>	<b>48</b>	<b>2</b>

**Notre Dame's Single-Season Records Book -- Goaltending**

**Goals-Against Average**

1. David Brown (2006-07)	1.58
2. Jordan Pearce (2008-09)	1.68
3. Steven Summerhays (2012-13)	2.01
Steven Summerhays (2013-14)	2.01
5. Jordan Pearce (2007-08)	2.04
<b>6. Cal Petersen (2015-16)</b>	<b>2.20</b>
7. David Brown (2003-04)	2.32

**Save Percentage**

1. Jordan Pearce (2008-09)	.9312
2. David Brown (2006-07)	.9305
<b>3. Cal Petersen (2015-16)</b>	<b>.927</b>
4. David Brown (2003-04)	.925
5. Morgan Cey (2003-04)	.924

**Saves**

1. Lance Madson (1988-89)	1,288
2. Mark Kronholm (1973-74)	1,113
3. Morgan Cey (2002-03)	1,054
<b>4. Cal Petersen (2015-16)</b>	<b>1,049</b>
5. Mark Kronholm (1972-73)	980
6. Lance Madson (1989-90)	968
7. Greg Louder (1990-91)	935
8. Morgan Cey (2001-02)	927
9. Jordan Pearce (2007-08)	925
10. Steven Summerhays (2013-14)	912

**Percent of Team Minutes Played**

<b>1. Cal Petersen (2015-16)</b>	<b>98.6%</b>
2. Greg Louder (1990-91)	98.3%
3. Morgan Cey (2002-03)	97.9%
4. Jordan Pearce (2008-09)	96.2%

**Minutes Played**

1. Jordan Pearce (2007-08)	2,558
2. David Brown (2006-07)	2,390
3. Jordan Pearce (2008-09)	2,326
4. Steven Summerhays (2013-14)	2,234
<b>5. Cal Petersen (2015-16)</b>	<b>2,231</b>
6. Lance Madson (1988-89)	2,213
7. Forrest Karr (1998-99)	2,161
8. Morgan Cey (2002-03)	2,136
9. Mike Johnson (2010-11)	2,087
10. Steven Summerhays (2012-13)	2,086