



NOTRE DAME

MEN'S BASKETBALL

Fighting Irish Media Contacts

Alan Wasielewski • awasiele@nd.edu • 574-532-4167

Robby Hamman • rhamman@nd.edu • 574-808-9575

2017-18 RESULTS

Date	ND Rank	Opp Rank	Opponent	TV	Time (ET)/Result
N11	14/14		at DePaul	FS1	W, 72-58
N13	13/14		^Mount St. Mary's	ACCNetXtra	W, 88-62
N16	13/14		Chicago State	ACCNetXtra	W, 105-66
N20	13/12		^vs. Chaminade	ESPNU	W, 83-56
N21	13/12		^vs. LSU	ESPN	W, 92-53
N22	13/12	6/6	^Wichita State	ESPN2	W, 67-66
N30	5/5	3/3	Sat Michigan State	ESPN	L, 63-81
D3	5/5		St. Francis Brooklyn	ACCNetXtra	W, 71-53
D5	9/8		Ball State	ACCNetXtra	L, 77-80
D9	9/8		at Delaware	CBS Sports Net	W, 92-68
D16	18/18		&vs. Indiana	FOX	L, 77-80 OT
D19			Dartmouth	ESPNU	W, 97-87
D21			Southeastern Louisiana	ACCNetXtra	W, 86-50
D30			*Georgia Tech	ESPNU	W, 68-59
J3			*NC State	ACC Network	W, 88-58
J6			*at Syracuse	ESPN2	W, 51-49
J10	NR/25		*at Georgia Tech	ESPNU	L, 53-60
J13	NR/25	20/18	*North Carolina	ESPN	L, 68-69
J16			*Louisville	ESPN2	L, 78-82 2OT
J20		20/18	*at Clemson	ESPN	L, 58-67
J27			*Virginia Tech	ESPN2	L, 75-80
J29		4/5	*at Duke	ESPN	L, 66-88
F3			*at NC State	ESPN	L, 58-76
F6			*Boston College	ACC Network	W, 96-85
F10			*Florida State	ESPN2	W, 84-69
F12		14/16	*at North Carolina	ESPN	L, 66-83
F17			*at Boston College	ACC Network	W, 84-67
F19			*Miami (FL)	ESPN	L, 74-77
F24			*at Wake Forest	ACC Network	W, 76-71
F28			*Pittsburgh	ESPNU	W, 73-56
M3		1/1	*at Virginia	ACC Network	L, 57-62
M6			+vs. Pittsburgh	ESPN2	W, 67-64
M7			+vs. Virginia Tech	ESPN2	W, 71-65
M8		5/4	+vs. Duke	ESPN	L, 70-88
M13			%Hampton	ESPN	9 p.m. ET

2018 NATIONAL INVITATIONAL TOURNAMENT



No. 1 **NOTRE DAME FIGHTING IRISH**
 2017-18: 20-14, 8-10 ACC
HEAD COACH: Mike Brey
CAREER RECORD: 501-253 / 23
RECORD AT ND: 402-201 / 18



No. 8 **HAMPTON PIRATES**
 2017-18: 19-15, 12-4 MEAC
HEAD COACH: Edward Joyner Jr.
CAREER RECORD: 153-139 / 9
RECORD AT HU: Same



ESPN NATIONAL BROADCAST
 Play-by-Play: Bob Wischusen
 Analyst: Robbie Hummel



NOTRE DAME BASKETBALL RADIO NETWORK
 Play-by-Play: Jack Nolan
 Analyst: Zach Hillesland



BY THE NUMBERS: IRISH IN THE NIT

1	Notre Dame leads the country in personal fouls per game (12.9) and is third in fewest fouls committed (439).
2	Only two players in Notre Dame history posted 1,600 points, 850 rebounds and 150 blocked shots in their collegiate careers - senior forward Bonzie Colson and current Irish assistant coach Ryan Humphrey .
4	Entering post season play, sophomore guard T.J. Gibbs has logged 1,280 minutes in 2017-18, the fourth-most in the country.
5	Notre Dame and Hampton will be meeting for the first time on Tuesday evening. The Irish are 5-0 all-time against teams from the MEAC.
6	Finishing the ACC tournament with 20 assists in three games, senior Matt Farrell has moved up to 400 assists with 189 three-point field goals. He is the sixth Notre Dame player to reach 150 3FGM with 400 assists. Should he reach 200 3FGM in the postseason, only two other Notre Dame players have achieved 200 3FGM with 400 assists.
11	Dishing out a career-best 12 assists against Duke on March 8, Matt Farrell became the 11th Irish player to post 12 assists in a single game (tied for the fourth-best in Notre Dame history). Farrell also scored 11 points in the game, earning his second career double-double.
12	Notre Dame is making its 12th appearance in the NIT. The Irish advanced to the NIT championship game in 1973, 1984, 1992 and 2000 - while also making the semifinals in 2009.
21	Trailing by 21 points in the ACC tournament second round against Virginia Tech, Notre Dame rallied for a 71-65 victory and posted the program's greatest come-from-behind victory. It surpassed the 20-point rally at Villanova on Feb. 18, 2012.
26	Notre Dame is 26-11 all-time in the NIT and 14-3 at Purcell Pavilion.
34	Combined games missed due to injury this season by Bonzie Colson (15), Matt Farrell (5) freshman forward D.J. Harvey (13) and junior Rex Pflueger (1).
85	Senior Martinas Geben is shooting 85 percent (.849) at the free throw line this season (79-93), a mark that would rank 13th on the Notre Dame single-season list. He is 37-for-his-last 41 from the charity stripe (.902) in his last 14 games played.
102	The 2017-18 senior class has set the mark as the all-time winningest four-year class in Notre Dame basketball history and became the first group to win 100 games in four seasons against Pittsburgh on Feb. 28.
501	With 501 career wins, Mike Brey is the 11th active coach to reach that career milestone coaching at just one or two institutions. See page 3 of the notes package for more details.
879	Career rebounds by Bonzie Colson , the 11th Notre Dame player to collect 850 rebounds in a career. He also is just the fifth Irish player to reach the 1,600-point / 850-rebound statistical plateaus.

^ - Maui Jim Maui Invitational, Lahaina, Hawaii; \$ - ACC/Big Ten Challenge, East Lansing, Michigan; & - Crossroads Classic, Indianapolis, Indiana; * - Atlantic Coast Conference game; + - ACC Championship game, Barclays Center, Brooklyn, New York; % - NIT game; rankings indicated are AP/Coaches Poll

2017-18 NOTRE DAME ROSTER

No.	Name	Position	Eligibility	Height	Wt.	Hometown	High School
0	Rex Pflueger (C)	Guard	Junior	6-6	206	Dana Point, CA	Mater Dei
1	Austin Torres (C)	Forward	Graduate	6-7	235	Granger, IN	Penn
3	D.J. Harvey	Guard/Forward	Freshman	6-6 ½	220	Bowie, MD	DeMatha
5	Matt Farrell (C)	Guard	Senior	6-1	175	Bridgewater, NJ	Point Pleasant Beach
10	Temple 'T.J.' Gibbs	Guard	Sophomore	6-3	188	Scotch Plains, NJ	Seton Hall Prep
11	Juwan Durham+	Forward	Sophomore	6-11 ½	215	Tampa, FL	Tampa Prep
12	Elijah Burns	Forward	Junior	6-8	238	Troy, NY	Blair Academy (NJ)
13	Nikola Djogo	Guard	Sophomore	6-7	211	Hamilton, Ontario, Canada	Athlete Institute Prep
21	Matt Gregory	Forward	Senior	6-8	204	Avon, IN	Cathedral
23	Martinas Geben (C)	Forward	Senior	6-10	252	Vilnius, Lithuania	St. Maria Goretti (MD)
25	Liam Nelligan	Guard	Senior	6-5	195	La Grange Park, IL	Benet Academy
33	John Mooney	Forward	Sophomore	6-9	248	Orlando, FL	Lake Brantley
35	Bonzie Colson (C)	Forward	Senior	6-6	224	New Bedford, MA	St. Andrew's School (RI)

+ - will sit out the 2017-18 season due to NCAA transfer rules

Glenn and Stacey Murphy Head Men's Basketball Coach	Mike Brey	George Washington '82	402-201 (.667), 18th at ND 501-253 (.664), 22 career
Associate Head Coach	Rod Balanis	Georgia Tech '93	18th year at ND
Assistant Coach	Ryan Ayers	Notre Dame '09	Second year at ND
Assistant Coach	Ryan Humphrey	Notre Dame '02	Second year at ND
Director of Basketball Operations	Harold Swanagan	Notre Dame '02	Ninth year at ND
Video Coordinator	Eric Atkins	Notre Dame '14	Second year at ND

PRONUNCIATIONS

Nikola Djogo - Knee-Cola Joe-Go
 Juwan Durham - JUH-wan Durham
 Martinas Geben - Mar-TIN-ess Gebb-in
 Rod Balanis - Rod Buh-LAHN-iss
 Ryan Ayers - Ryan Airs
 Ryan Humphrey - Ryan HUMP-free
 Harold Swanagan - Harold SWON-uh-gan
 Alan Wasielewski - Alan Waz-uh-lou-skee

TEAM INFORMATION

Conference	Atlantic Coast
Home Arena (Capacity)	Purcell Pavilion at the Joyce Center (9,149)
Starters Returning/Lost	3/2
Monogram Winners	
Returning/Lost	9/3
Newcomers	4
First Season	1898
Full Seasons	111
All-Time Record	1867-1008 (.650)
NCAA Appearances/Record	36 / 38-40 (.487)
NIT Appearances/Record	12 / 26-11 (.702)
First/Last NCAA Appearance	1953 / 2017
ACC Member	2013-14 - present
ACC Regular Season	51-39 (.567)
ACC Tournament	8-4 (.667)
ACC Championships	1 - 2015

IRISH HOST HAMPTON IN FIRST ROUND OF THE NIT

The University of Notre Dame men's basketball team (20-14) continues its 2017-18 in the National Invitation Tournament on Tuesday, March 13, as the Irish play host to Hampton (19-15) on ESPN at 9 p.m. ET. Notre Dame is one of four number-one seeds in the NIT, while Hampton - the MEAC regular-season champion - is seeded eighth.

QUICK FACTS

- Senior **Martinas Geben** led all ACC players in offensive rebounds per game during the ACC tournament, pulling down 13 in three games (4.33 pg).
- Senior **Bonzie Colson** was named to the 2018 ACC All-Tournament Second Team after averaging 16.3 points, 7.3 rebounds, 2.0 blocks and 2.0 steals per game. It is the second career ACC all-tournament selection for Colson, who was a first-team honoree in 2017.
- **Martinas Geben** and **Bonzie Colson** combined to average 14.3 rebounds per game in the ACC tournament, the top two-player combination of any team in the tournament. Geben and Colson both pulled down 44 rebounds in three games.

NOTRE DAME - HAMPTON SERIES HISTORY

Notre Dame and Hampton will be meeting for the first time on Tuesday evening. The Pirates earned an automatic bid to the National Invitation Tournament by virtue of their regular season title in the Mid-Eastern Athletic Conference. Hampton advanced to the MEAC tournament championship game, but suffered a 71-63 setback to North Carolina Central.

Hampton won 12 of its final 14 games of the season, including a 10-game win streak from Feb. 5 through the MEAC semifinal game to claim control of the MEAC regular-season crown. Sophomore guard Jermaine Marrow paces the Pirate offense, scoring 19.1 ppg. Hampton has earned three MEAC titles (2011, 2015, 2016) and made three trips to the NCAA tournament (2011, 2015, 2016) and earned a NCAA tourney win over Manhattan in 2015.

Notre Dame is 5-0 all-time against MEAC teams, most recently a 107-53 victory over North Carolina A&T on December 4, 2016.

WINNINGEST CLASS AT NOTRE DAME

The 2017-18 senior class of Bonzie Colson, Matt Farrell, Martinas Geben, Matt Gregory and graduate student Austin Torres has set the mark as the all-time winningest senior class at Notre Dame.

The 2016-17 senior class of Steve Vasturia, V.J. Beachem and graduate student Patrick Mazza and the the 2012-13 group of Joey Brooks, Mike Broghammer, Jack Cooley and Scott Martin previously held the school record with 97 wins.

MOST WINS AT NOTRE DAME - FOUR YEAR SPAN:

Year 1	Wins	Year 2	Wins	Year 3	Wins	Year 4	Wins	Total
2014-15	32	2015-16	24	2016-17	26	2017-18	20	102
2013-14	15	2014-15	32	2015-16	24	2016-17	26	97
2009-10	23	2010-11	27	2011-12	22	2012-13	25	97
2007-08	25	2008-09	21	2009-10	23	2010-11	27	96
2012-13	25	2013-14	15	2014-15	32	2015-16	24	96
2011-12	22	2012-13	25	2013-14	15	2014-15	32	94

NOTRE DAME RECORD WHEN

Game played at the Purcell Pavilion	10-5
Game played on the road	5-7
Game played at a neutral site	5-2
Vs. ACC opponents	10-11
Vs. Non-conference opponents	10-3
Leading at halftime	15-1
Trailing at halftime	5-13
Tied at halftime	0-0
In overtime	0-2
Shoots .500 or better	9-1
Shoots less than .500	11-13
Shoots better than opponent	15-1
Shoots worse than opponent	4-13
Shoots same as opponent	1-0
Makes more free throws than opponent	18-7
Makes fewer free throws than opponent	2-7
Same number of free throws	0-0
Outrebounds opponents	16-5
Outrebounded by opponent	3-9
Same number of rebounds	1-0
Has fewer turnovers than opponent	13-7
Has more turnovers than opponent	5-6
Has same number of turnovers	2-1
Bench outscores opponent's bench	7-4
Outscored by opponent's bench	12-10
Bench points are the same	1-0
Plays a ranked opponent	1-7
Makes 10 or more three-pointers	9-4
Wears White Uniforms	8-5
Wears Blue Uniforms	6-7
Wears Gold Uniforms	4-1
Wears Green Uniforms	2-1
Plays in November	6-1
Plays in December	5-2
Plays in January	2-6
Plays in February	5-3
Plays in March	0-1
Plays in Day Games	8-2
Plays in Night Games	12-12
Plays on Sundays	1-0
Plays on Mondays	2-3
Plays on Tuesdays	4-2
Plays on Wednesdays	4-1
Plays on Thursdays	2-2
Plays on Fridays	0-0
Plays on Saturdays	7-6
Final Margin is 5 points or less	4-6
Final Margin is 6-10 points	4-3
Final Margin is 11-19 points	6-4
Final Margin is 20-plus points	6-1
Has a player score 20-plus points	12-4
Has a player score 30-plus points	2-0
Scores 59 points or less	1-4
Scores 60-69 points	3-4
Scores 70-79 points	5-6
Scores 80-89 points	6-0
Scores 90-plus points	5-0

MATT FARRELL EARNS ALL-ACC HONORS

Senior guard Matt Farrell was named to the All-ACC Third Team on Sunday, March 4, 2018. He was an honorable mention selection as a junior.

Despite missing five conference games this season with a severely sprained ankle, Farrell averaged 16.7 points per game, 5.5 apg and shot .408 from three-point range. He connected on an ACC-best 10 three-point field goals in a victory at Boston College on Feb. 17, 2018, and leads the conference in three-point field goals per game in conference play (3.92).

A SEASON OF MILESTONES FOR MIKE BREY

Notre Dame head coach Mike Brey has reached three key milestones in his coaching career this season.

Brey became the all-time men's basketball coaching wins leader at Notre Dame (402 current - 394 was the record-breaking total) with an 88-58 victory over NC State on January 3, 2018.

Brey won his 400th game at Notre Dame against Pittsburgh on February 28, 2018, making him the 11th active coach to have 400 wins at his current school.

Brey then won his 500th career game in the first of two wins for the Irish at the ACC tournament, downing Pittsburgh 67-64.

Brey joins Mike Krzyzewski, Jim Boeheim, Roy Williams, Greg Kampe, Tony Shaver, Tom Izzo, Fran Dunphy, Bob McKillop, Jay Wright and Mark Few as the only current coaches to win 500 or more games while coaching at just one or two schools.

See pages 13 and 14 of this notes package for more historical and background information on Mike Brey.

20-WINS TRADITION CONTINUES FOR NOTRE DAME

For the 14th time in 18 seasons and 11th time in the past 12 seasons, Notre Dame reached 20-win mark in 2017-18.

The 14th season of 20-win victories for Mike Brey in 18 seasons at Notre Dame breaks the previous record of 13 held by Digger Phelps in his 20 years on the Irish bench.

Head Coach	20-Win Seasons	Total Seasons at Notre Dame
Mike Brey	14	18
Digger Phelps	13	20
George E. Keogan	4	19
John Dee	4	7
John Jordan	3	13
Moose Krause	1	7
Matt Doherty	1	1

GEBEN'S BIG MOMENT

Senior forward Martin Geben has been playing his best basketball of his Notre Dame career this season and stepped up in a clutch situation at the 2017 Maui Jim Maui Invitational.

With the Irish trailing by a point and three seconds remaining, Geben was fouled on an in-bounds play and sent to the foul line. A consistent free throw shooter in practice, Geben has not seen many opportunities in his career (he was 53-70, .750 percentage, before the two attempts against Wichita State) but stepped up to convert both free throw attempts and provide the game-winning points.

Geben's final two games in Maui, 10 pts vs. LSU and a career-high matching 12 against Wichita State, marked the first time in his career he had posted back-to-back double-digit scoring games.

INTERNATIONAL DUO

Senior Martin Geben (Vilnius, Lithuania) and sophomore Nikola Djogo (Hamilton, Ontario, Canada) became first pair of foreign-born players to start a game during the Mike Brey era when they were both in the starting five against Virginia Tech on Jan. 27, 2018.

The last pair of foreign-born players to start a game for Notre Dame occurred in the 1999-2000 season under head coach Matt Doherty. On Jan. 25, 2000, freshmen Jere Macura and Ivan Kartelo - both from Split, Croatia - started against Miami (Florida).

Djogo is the first Canadian-born player to start a game for Notre Dame. He and Geben join Macura, Kartelo, Tom Timmermans (Drieahu-is, Netherlands) and Eric Katenda (Paris, France) as the six foreign-born players to compete for Notre Dame under head coach Mike Brey.

GAMES THIS SEASON WITH...

DOUBLE FIGURE POINTS		
Player	2017-18	Career
T.J. Gibbs	27	32
Matt Farrell	25	56
Martinas Geben	20	22
Bonzie Colson	19	80
Rex Pflueger	14	17
John Mooney	8	8
D.J. Harvey	4	4
Nikola Djogo	2	2
Austin Torres	0	1
30-PLUS POINTS		
Bonzie Colson	1	3
Matt Farrell	1	1
20-PLUS POINTS		
T.J. Gibbs	9	9
Bonzie Colson	8	24
Matt Farrell	7	10
Martinas Geben	2	2
10-PLUS REBOUNDS		
Bonzie Colson	10	35
Martinas Geben	10	11
Rex Pflueger	1	1
John Mooney	1	1
10-PLUS ASSISTS		
Matt Farrell	1	2
DOUBLE-DOUBLES		
Bonzie Colson	10	33
Martinas Geben	6	6
Matt Farrell	1	2
Rex Pflueger	1	1
John Mooney	1	1

GAME-BY-GAME STARTING LINEUP

DATE	OPPONENT	RESULT	STARTING LINEUP	NUMBER OF LINEUPS	RECORD
11/11/17	at DePaul	W, 72-58	Colson, Farrell, Geben, Gibbs, Pflueger^	1	1-0
11/13/17	Mount St. Mary's	W, 88-62	Colson, Farrell, Geben, Gibbs, Pflueger		2-0
11/16/17	Chicago State	W, 105-66	Colson, Farrell, Geben, Gibbs, Pflueger		3-0
11/20/17	vs Chaminade	W, 83-56	Colson, Farrell, Geben, Gibbs, Pflueger		4-0
11/21/17	vs LSU	W, 92-53	Colson, Farrell, Geben, Gibbs, Pflueger		5-0
11/22/17	vs Wichita State	W, 67-66	Colson, Farrell, Geben, Gibbs, Pflueger		6-0
11/30/17	at Michigan State	L, 63-81	Colson, Farrell, Geben, Gibbs, Pflueger		6-1
12/3/17	St. Francis Brooklyn	W, 71-53	Colson, Farrell, Geben, Gibbs, Pflueger		7-1
12/5/17	Ball State	L, 77-80	Colson, Farrell, Geben, Gibbs, Pflueger		7-2
12/9/17	at Delaware	W, 92-68	Colson, Farrell, Geben, Gibbs, Pflueger		8-2
12/16/17	vs. Indiana	L, 77-80 OT	Colson, Farrell, Geben, Gibbs, Pflueger		8-3
12/19/17	Dartmouth	W, 97-87	Colson, Farrell, Geben, Gibbs, Pflueger		9-3
12/21/17	Southeastern Louisiana	W, 86-50	Colson, Farrell, Geben, Gibbs, Pflueger		10-3
12/30/17	Georgia Tech	W, 68-59	Colson, Farrell, Geben, Gibbs, Pflueger		11-3
1/3/18	NC State	W, 88-58	Farrell, Geben, Gibbs, Harvey, Pflueger	2	1-0
1/6/18	at Syracuse	W, 51-49	Geben, Gibbs, Harvey, Pflueger, Torres	3	1-0
1/10/18	at Georgia Tech	L, 53-60	Burns, Geben, Gibbs, Harvey, Pflueger	4	0-1
1/13/18	North Carolina	L, 68-69	Geben, Gibbs, Harvey, Mooney, Pflueger	5	0-1
1/16/18	Louisville	L, 78-82 2OT	Farrell, Geben, Gibbs, Harvey, Pflueger		1-1
1/20/18	at Clemson	L, 58-67	Farrell, Geben, Gibbs, Pflueger, Torres	6	0-1
1/27/18	Virginia Tech	L, 75-80	Djogo, Geben, Gibbs, Mooney, Pflueger	7	0-1
1/29/18	at Duke	L, 66-88	Djogo, Geben, Gibbs, Mooney, Pflueger		0-2
2/3/18	at NC State	L, 58-76	Farrell, Geben, Gibbs, Mooney, Pflueger	8	0-1
2/6/18	Boston College	W, 96-85	Farrell, Geben, Gibbs, Pflueger, Torres		1-1
2/10/18	Florida State	W, 84-69	Farrell, Geben, Gibbs, Pflueger, Torres		2-1
2/12/18	at North Carolina	L, 66-83	Farrell, Geben, Gibbs, Pflueger, Torres		2-2
2/17/18	at Boston College	W, 84-67	Farrell, Geben, Gibbs, Mooney, Pflueger		1-1
2/19/18	Miami (FL)	L, 74-77	Djogo, Farrell, Geben, Gibbs, Mooney	9	0-1
2/24/18	at Wake Forest	W, 76-71	Farrell, Geben, Gibbs, Mooney, Pflueger		2-1
2/28/18	Pittsburgh	W, 73-56	Colson, Farrell, Geben, Gibbs, Pflueger		12-3
3/3/18	at Virginia	L, 57-62	Colson, Farrell, Geben, Gibbs, Pflueger		12-4
3/6/18	vs. Pittsburgh	W, 67-64	Colson, Farrell, Geben, Gibbs, Pflueger		13-4
3/7/18	vs. Virginia Tech	W, 71-65	Colson, Farrell, Geben, Gibbs, Pflueger		14-4
3/8/18	vs. Duke	L, 70-88	Colson, Farrell, Geben, Gibbs, Pflueger		14-5

FARRELL REACHES 1,000 POINTS

Senior guard Matt Farrell, who saw limited minutes in his first two seasons with the Irish, surpassed the 1,000-point career milestone with a top-of-the-key three pointer at Wake Forest on Saturday, February 24. He is the 62nd (and 23rd Mike Brey era) player in school history to reach that notable milestone.

Farrell is averaging 15.6 points per start in his career.

Entering the 2017-18 season, Notre Dame was tied for fifth all-time for the most players to reach 1,000 points in a career - CAREER 1,000-POINT SCORERS

	School	1,000 pt scorers
1.	North Carolina	76
2.	Louisville	67
	Duke	67
4.	Villanova	63
5.	NOTRE DAME	62
6.	Syracuse	61
7.	Kentucky	60
8.	Kansas	59

651 AND COUNTING

Notre Dame has made at least one three-pointer in 651 straight contests dating back to the 1998-99 campaign. The Fighting Irish have made at least one three pointer during every game of the Mike Brey era. The last time an Irish team failed to hit a three-pointer in a game was in a 101-70 loss to Connecticut at the Hartford Civic Center on Jan. 12, 1999. Notre Dame finished 0-7 from beyond the arc in that contest.

FARRELL CLUTCH PLAYS

Matt Farrell's game-winning three pointer at Wake Forest with 5.8 seconds remaining was one of the top clutch plays of the 2017-18 season for the Irish, but was just another big late-game play in a series of moments in the Bridgewater, N.J. native's career.

Here is an overview of Farrell's game-deciding plays at Notre Dame -

[00:14 - vs. Northwestern - Nov. 22, 2016 - 2016 Legends Classic Championship Game - The Lay Up](#)

Farrell's driving circus-shot lay up (and four shot) puts the Irish up 68-66. Farrell also corralled the defensive rebound on Northwestern's final shot attempt, hitting two free throws to seal the game and score the final five points in the game for Notre Dame.

[00:02:05 - at Pittsburgh - Dec. 31, 2016 - The Pass](#)

With just seconds remaining in overtime and the Irish trailing by two points, Farrell drives and finds Steve Vasturia open on the wing for the game-winning three point shot.

[00:09 - vs. Clemson - Jan. 7, 2017 - The Shot I](#)

Ahead by two points, Farrell helps Notre Dame secure a key victory over Clemson with a deep three point shot with nine seconds remaining, pushing the Irish to a 75-70 victory.

[00:47:02 - at Virginia Tech - Jan. 14, 2017 - The Steal I](#)

Up by one point with 47.2 seconds left, Farrell dives on the ball at midcourt as the Hokies try to roll the ball toward their offensive end to save time. Farrell makes the steal, jumps up without traveling, then drives to the basket to find a wide open T.J. Gibbs for the game-sealing points in a 76-71 victory.

[00:14 - vs. Wichita State - Nov. 22, 2017 - 2017 Maui Jim Maui Invitational Championship Game - The Steal II](#)

Trailing by three points, Farrell steals and in bounds pass in the back court and immediately finds Bonzie Colson for a lay up to cut the Shockers lead to one point. Notre Dame would eventually win the game with two free throws from Martinas Geben with two seconds remaining.

[00:05:08 - at Wake Forest, February 24, 2017 - The Shot II](#)

After hitting a top-of-the-key three pointer to give Notre Dame its first lead of the game at 71-69 with 3:19 remaining (which also was his 999th, 1000th and 1001st career points), Farrell drills a deep three pointer in front of the Irish bench to break a 71-71 tie with 5.8 seconds remaining in the eventual 76-71 victory and keep Notre Dame's post season hopes alive.

FARRELL POSTS HISTORICAL SHOOTING PERFORMANCE

For a career 40-percent three-point field goal shooter, it was only a matter of time before Matt Farrell rebounded from a subpar shooting effort at North Carolina on Feb. 12 (1-12 3FG). The recovery came fast and furious in his next game at Boston College on Feb. 17.

Farrell would eventually score 37 points against the Eagles (the team he originally committed to before a coaching change prompted him to reopen his recruiting and eventually signing with Notre Dame) and finished 10-of-12 from three point range.

The shooting performance ranks among the best in school history - here is where it ranks in the Irish record books:

Record	Notes
10 3FGM	Matches school record with Kyle McAlarney (10-18 vs. North Carolina on Nov. 26, 2008).
10 3FGM	Conte Forum record and Boston College opponent record
10 3FGM	Most for an ND player in ACC competition (previous high was seven).
10 3FGM	Most for an ND player on an opponent's home court (previous was 8 by Colin Falls at Seton Hall on Feb. 18, 2006).
10-12 3FG	Best percentage performance (.833) of any ND player with 8 or more 3FGM in a game
9 consecutive 3FGM	The school record for consecutive 3FGM
8 3FGM 1st Half	Breaks current Irish assistant coach Ryan Ayers' mark of 7 vs. Furman on Nov. 30, 2008
8 3FGM in a half	Matches McAlarney (8-13) against North Carolina in 2008.
37 points	Most for a ND player in ACC competition

FARRELL'S 37 POINTS AT BOSTON COLLEGE AMONG THE BEST OF THE BREY ERA

Matt Farrell's 37 points at Boston College on Feb. 17 is not only the most for a Notre Dame player in ACC competition, it marks one of the best scoring performances of the Mike Brey era (2000-01 - present):

Pts	Player	Opponent	Date	Outcome	Final Score
40	Luke Harangody	at Louisville	2-28-2008	L	72-80
39	Kyle McAlarney	vs. North Carolina*	11-26-2008	L	87-102
39	Chris Thomas	vs. Saint Louis^	3-22-2004	W	77-66
37	MATT FARRELL	at Boston College	2-17-2018	W	84-67
37	BONZIE COLSON	Dartmouth	12-19-17	W	97-87
37	Luke Harangody	Cincinnati	2-4-2010	W	83-65
37	Chris Quinn	at Pittsburgh	1-4-2006	L	97-100 (2 OT)
37	Troy Murphy	Rutgers	1-6-2001	W	87-80
36	Luke Harangody	at USF	1-5-2010	W	74-73
36	Matt Carroll	Georgetown	2-2-2003	W	93-92 (2 OT)

2017-18 ACC STANDINGS FINAL

	Team	Overall	ACC
1.	Virginia	28-2	17-1
2.	Duke	25-6	13-5
3.	Miami	22-8	11-7
4.	Clemson	22-8	11-7
5.	NC State	21-10	11-7
6.	North Carolina	22-9	11-7
7.	Virginia Tech	21-10	10-8
8.	Florida State	20-10	9-9
9.	Louisville	19-12	9-9
10.	NOTRE DAME	18-13	8-10
12.	Syracuse	19-12	8-10
12.	Boston College	17-14	7-11
13.	Georgia Tech	13-18	6-12
14.	Wake Forest	11-19	4-14
15.	Pittsburgh	8-23	0-18

ACC WEEKLY AWARDS

Week	Award	Name	Team	Date
1	Player	Marvin Bagley III	Duke	11/13/17
1	Player	Luke Maye	UNC	11/13/17
1	Freshman	Marvin Bagley III	Duke	11/13/17
2	Player	Grayson Allen	Duke	11/20/17
2	Freshman	Wendell Carter, Jr.	Duke	11/20/17
3	Player	Marvin Bagley III	Duke	11/27/17
3	Freshman	Marvin Bagley III	Duke	11/27/17
4	Player	Luke Maye	UNC	12/4/17
4	Freshman	Marvin Bagley III	Duke	12/4/17
5	Player	Ky Bowman	BC	12/11/17
5	Freshman	Lonnie Walker IV	Miami	12/11/17
6	Player	Marcquise Reed	Clem	12/18/17
6	Freshman	Oshae Brissett	Syracuse	12/18/17
7	Player	BONZIE COLSON	ND	12/26/17
7	Freshman	Wendell Carter Jr.	Duke	12/26/17
8	Player	Ty Jerome	Virginia	1/2/18
8	Freshman	Marvin Bagley III	Duke	1/2/18
9	Player	T.J. GIBBS	ND	1/8/18
9	Freshman	Chris Lykes	Miami	1/8/18
10	Player	Luke Maye	UNC	1/15/18
10	Freshman	Marvin Bagley III	Duke	1/15/18
11	Player	Omer Yurtseven	NC State	1/22/18
11	Player	Gary Trent, Jr.	Duke	1/22/18
11	Freshman	Gary Trent, Jr.	Duke	1/22/18
12	Player	Allerick Freeman	NC State	1/29/18
12	Freshman	Marvin Bagley III	Duke	1/29/18
12	Freshman	Lonnie Walker IV	Miami	1/29/18
13	Player	Gabe DeVoe	Clemson	2/5/18
13	Freshman	Lonnie Walker IV	Miami	2/5/18
13	Freshman	Gary Trent, Jr.	Duke	2/5/18
14	Player	Jerome Robinson	BC	2/12/18
14	Freshman	David Nwora	Lville	2/12/18
15	Player	Grayson Allen	Duke	2/19/18
15	Freshman	Oshae Brissett	Syracuse	2/19/18
15	Freshman	De'Andre Hunter	Virginia	2/19/18
16	Player	Allerick Freeman	NC State	2/26/18
16	Freshman	Wendell Carter, Jr.	Duke	2/26/18
17	Player	BONZIE COLSON	ND	3/5/18
17	Freshman	Marvin Bagley III	Duke	3/5/18

IRISH IN OVERALL ACC STAT RANKINGS

AFTER ACC CHAMPIONSHIP

SCORING

Rank	Name	Stat
9	Matt Farrell	16.8
14	T.J. Gibbs	15.2

REBOUNDING

8	Martinas Geben	8.1
---	----------------	-----

THREE-POINT PERCENTAGE

6	Matt Farrell	.398
7	T.J. Gibbs	.396

FREE THROW PERCENTAGE

8	T.J. Gibbs	.832
---	------------	------

ASSISTS

4	Matt Farrell	5.48
---	--------------	------

THREE-POINT FGS MADE

1	Matt Farrell	3.31
---	--------------	------

ASSIST/TURNOVER RATIO

5	Matt Farrell	2.37
9	T.J. Gibbs	2.04

OFFENSIVE REBOUNDS

6	Martinas Geben	3.00
---	----------------	------

MINUTES PLAYED

5	T.J. Gibbs	37.65
10	Matt Farrell	35.76
20	Rex Pflieger	33.27

FARRELL AMONG MOST PROLIFIC SHOOTERS IN NOTRE DAME HISTORY

After seeing limited minutes during his first two seasons with the Irish, senior guard Matt Farrell worked on his game and has established himself as one of the best three point shooters in the history of the program.

Farrell is fifth all-time - and just the sixth Irish player - to average over 2.5 made three-pointers per game started - 3FGM PER GAME STARTED

Player	3FGM/GS	GS	3FGM	GP	3FGM/GP
Colin Falls	3.68	90	331	121	2.74
Ryan Ayers	3.33	51	170	117	1.45
Kyle McAlarney	3.27	91	298	110	2.71
Chris Quinn	2.91	82	239	123	1.94
MATT FARRELL	2.73	69	189	108	1.75
Tim Abromaitis	2.58	62	160	83	1.92

FARRELL DOING WHAT BREY GUARDS DO

Senior guard Matt Farrell has reached two key career milestones - 400 assists and 150 made three-point field goals. Only six players in Notre Dame basketball history have hit those numbers and all seven are what could be described as prototypical Mike Brey guards (ability to pass and shoot).

400 Assist / 150 Made Three Point Field Goals at Notre Dame

Name	Years	Assists	3FGM
Chris Thomas	2001-05	833	302
Chris Quinn	2002-06	428	239
MATT FARRELL	2014-present	407	189
Jerian Grant	2011-15	690	179
Eric Atkins	2010-14	589	178
Martin Ingelsby	1997-2001	526	167

BACK-TO-BACK IN-SEASON TOURNAMENT MVPs FOR FARRELL

Safe to say that senior guard Matt Farrell embraces the competition of in-season tournaments. The Bridgewater, N.J., native enjoyed his break out performances at the 2016 Legends Classic in the Barclays Center, earning tournament MVP honors.

He stepped up another level at the 2017 Maui Jim Maui Invitational, leading the Irish through three victories - including a career-high 27 points against Chaminade and the play of the game in the rally over No. 6/6 Wichita State, stealing an in-bounds pass with less than a minute remaining and finding Bonzie Colson to cut the Shocker lead to one point.

In the past two in-season tournaments, Farrell is averaging 19.4 ppg, shooting .482 from 3FG and averaging 5.4 apg.

Tournament	Opponent	FG	3FG	FT	REB	F	PTS	A	TO	BLK	STL	MIN
2016 Legends Classic	Colorado	7-13	2-4	4-4	0-1-1	3	20	6	0	0	3	32
2016 Legends Classic	Northwestern	5-11	2-4	6-6	1-2-3	2	18	6	1	0	1	34
Tournament Totals		12-25	4-8	10-10	1-3-4	5	38	12	2	0	4	66
Tournament Average		.480	.500	1.000	2.0		19.0	6.0	1.5		2.0	33
2017 Maui Invitational	Chaminade	9-12	4-7	5-7	0-0-0	2	27	4	4	0	1	30
2017 Maui Invitational	LSU	5-14	4-10	3-3	0-1-1	0	17	7	1	0	1	31
2017 Maui Invitational	Wichita State	6-14	2-4	1-1	0-4-4	1	15	4	5	0	3	39
Tournament Totals		20-40	10-21	9-11	0-5-5	3	59	15	10	0	5	100
Tournament Average		.500	.476	.818	1.6		19.6	5.0	3.3	0	1.6	33.3
All Tourney Totals		32-65	14-29	19-21	1-8-9	8	97	27	12	0	9	166
All Tourney Average		.492	.482	.904	1.8		19.4	5.4	2.4		1.8	33.2

INJURY TIMELINE

Notre Dame has been hit by the injury bug this season, playing a significant amount of the season without three of its top six players. A timeline of the injury losses:

Friday, Dec. 29, 2013 (loss of Colson) - Senior All-American and National Player of the Year candidate Bonzie Colson injures his foot in practice. He starts and plays the full game against Georgia Tech on Saturday, Dec. 30 (scoring 22 points and collecting 17 rebounds), but the discomfort in his left foot leads to an x-ray performed on Monday, Jan. 1. On Tuesday, Jan. 2, it is announced that Colson will miss eight weeks with a fracture in his left foot. He undergoes successful surgery on Thursday, Jan. 4 and is expected to miss eight weeks of action.

Wednesday, Jan. 3 (loss of Farrell) - In the first game without Bonzie Colson in the lineup, senior guard and Wooden Award watch list selection Matt Farrell severely sprains his left ankle with 5:09 remaining in the first half. Farrell would miss the next three games (at Syracuse - W, at Georgia Tech - L, vs. North Carolina - L). He returned to the starting line up on Tuesday, Jan.16, against Louisville.

Tuesday, Jan. 16 (loss of Harvey) - With Farrell back in the starting lineup, freshman D.J. Harvey (who had started the previous four games in place of Colson) suffers a bone bruise in his left knee with 8:25 remaining in the first half against Louisville. Harvey would be sidelined for the rest of the season, though at the time was expected to miss two to four weeks.

Thursday, Jan. 24 (loss of Farrell again)- After competing in two games, Farrell suffers a setback in the rehabilitation from his ankle injury. An MRI is performed and a bone bruise is identified in his left ankle (suffered during the original injury on Jan. 3). Farrell is sidelined indefinitely and does not play against Virginia Tech (L) or Duke (L). He will be a game time decision for the contest at NC State.

Since losing Colson, the Irish were able to field a lineup with Farrell and Harvey for just 11:35 of game time (the first half of the double overtime loss to Louisville before Harvey's injury) before Farrell returned full time at NC State on Feb. 3.

Thursday, Feb. 1 (loss of Mooney) - With Farrell back to practice, John Mooney sprains his right ankle in the final segment of practice on Thursday, Feb. 1. Mooney attempts to 'give it a go' at NC State and remains in the starting lineup, but is eventually limited to just eight minutes of playing time.

Mooney returned to the lineup full time on Tuesday, Feb. 6, against Boston College and scored a then-career-best 16 points.

Friday, Feb. 16. (Harvey aggravates knee injury) - Poised to return to the lineup on Saturday, Feb. 17, at Boston College, D.J. Harvey tweaks his knee at practice and will undergo surgery on February 28, 2018. He is expected to miss the next six-to-eight months.

February 17 (Pflueger injures lower back) - Rex Pflueger takes a hard fall after a drive to the basket in the second half at Boston College, limiting him to 20 minutes played in the contest. He would miss the Notre Dame - Miami (FL) game, ending a 31-game consecutive start streak. He returned to the starting lineup at Wake Forest but was limited to 25 minutes played (10 minutes below his average).

NINE DIFFERENT STARTING LINE UPS

Due to injuries suffered by Bonzie Colson, Matt Farrell, D.J. Harvey and Rex Pflueger this year, the Irish have utilized nine different starting line ups in 2017-18 - which matches the 2011-12 season for the second-most of the Mike Brey era (2000-01 - present).

MOST STARTING LINEUPS - BREY ERA

Year	Starting Lineups	Final Record
2013-14	12	15-17
2017-18	9	18-12
2011-12	9	22-12
2008-09	7	20-16
2003-04	7	19-13
2015-16	6	24-12
2005-06	6	16-14

GUARDS GET BETTER

Senior Matt Farrell and sophomore T.J. Gibbs not only share the ball handling duties in the Notre Dame backcourt, they also are linked by their noteworthy development as part of the Irish roster.

Moving from a reserve role to the starting point guard for the 2016-17 season, Farrell improved his scoring output by 11.5 points for the season - 2.6 to 14.1 - to rank second in the ACC.

In 2017-18, Gibbs is following Farrell's path while moving from a reserve to the starting line up. Currently, Gibbs has improved his scoring output 10.5 points per game (4.7 to 15.2) - finished second in the ACC behind UNC's Luke Maye.

IRISH IN ACC GAMES ONLY STAT RANKINGS

FINAL REGULAR SEASON

SCORING

Rank	Name	Stat
10	Matt Farrell	16.7
10	T.J. Gibbs	17.1

REBOUNDING

5	Martinas Geben	9.4
---	----------------	-----

FIELD GOAL PERCENTAGE

t-3	Martinas Geben	.568
-----	----------------	------

ASSISTS

2	Matt Farrell	5.5
---	--------------	-----

FREE THROW PERCENTAGE

1	T.J. Gibbs	.893
---	------------	------

THREE POINT PERCENTAGE

9	Matt Farrell	.400
---	--------------	------

THREE POINT FIELD GOALS MADE

1	Matt Farrell	3.92
t-8	T.J. Gibbs	2.39

ASSIST/TURNOVER RATIO

7	Matt Farrell	2.29
8	Rex Pflueger	2.10

OFFENSIVE REBOUNDS

3	Martinas Geben	3.56
---	----------------	------

DEFENSIVE REBOUNDS

t-8	Martinas Geben	5.83
-----	----------------	------

MINUTES PLAYED

4	T.J. Gibbs	39.56
11	Matt Farrell	35.60

Note: Matt Farrell does not qualify for the ACC statistical rankings, as it requires a player to appear in 75% of ACC games played. Farrell's ranking on the above lists are where he would be if he qualified. All other players rankings are accurate to what the ACC lists.

2017-18 SIGNING DAY

The University of Notre Dame men's basketball team and Glenn and Stacey Murphy Head Men's Basketball Coach Mike Brey announced the signing of four highly rated student-athletes to National Letters of Intent to attend the University and compete in basketball starting in the 2018-19 season on Nov. 8, 2017.

Among the national recruiting services rankings, the class is ranked ninth by ESPN, ninth by 24/7 Sports and 11th by Rivals.

ROBBY CARMODY

Guard | 6-4 | 200

Mars, PA

Mars Area High School

ESPN 80 | Rivals 87 | 24/7 82

CHRIS DOHERTY

Forward | 6-7 | 225

Marlborough, MA

Marlborough High School

DANE GOODWIN

Guard | 6-5 | 205

Upper Arlington, OH

Upper Arlington High School

ESPN 77 | Rivals 106 | 24/7 85

PRENTISS HUBB

Guard | 6-3 | 175

Upper Marlboro, MD

Gonzaga College High School

ESPN 91 | Rivals 84 | 24/7 67

NATE LASZEWSKI

Forward | 6-10 | 205

Jupiter, FL

Northfield Mount Hermon (MA)

ESPN 51 | Rivals 70 | 24/7 91

NOTRE DAME BASKETBALL
RADIO NETWORK

The Notre Dame Basketball Radio Network is produced by Fighting Irish Media and features play-by-play announcer Jack Nolan, in his 36th year of announcing Notre Dame basketball on radio or television and three Irish alumni as analysts: LaPhonso Ellis ('92), Jordan Cornette ('05) and Zach Hillesland ('09).

NOTRE DAME BASKETBALL RADIO NETWORK AFFILIATES

Online	WatchND.tv
Sirius/XM	Channel TBA On A Game-By-Game Basis
South Bend, IN	WSBT AM 960/FM 96.1
Chicago, IL	ESPN AM 1000
Indianapolis, IN	WXNT AM 1430
Fort Wayne, IN	WFGA FM 106.7
Michigan City/Gary, IN	WEFM FM 95.9
Woodstock, Ontario	CJFH-FM FM 94.3
Rockford, IL	WLUV AM 1520
Wheeling, WV	WKKX AM 1600

GIBBS STEPS UP WITH COLSON/FARRELL SIDELINED

Sophomore guard T.J. Gibbs became Notre Dame's main scoring threat with the loss of Bonzie Colson and Matt Farrell due to left-leg injuries.

Gibbs played five full games without Colson or Farrell in the lineup - at Syracuse, at Georgia Tech, North Carolina, Virginia Tech and at Duke. Over those five contests, Gibbs averaged 19.4 ppg, 5.2 apg and 3.6 rpg.

Date	Game	Points	Rebounds	Assists	Minutes Played
1/6/18	at Syracuse	18	4	4	40
1/10/18	at Georgia Tech	11	3	7	40
1/13/18	North Carolina	19	4	6	39
1/27/18	Virginia Tech	27	2	5	40
1/29/18	at Duke	22	4	4	39
Totals		97	18	26	198
Average		19.4	3.6	5.2	39.6

COLSON LOST FOR EIGHT WEEKS WITH LEFT FOOT FRACTURE

Senior All-American Bonzie Colson, the 2017-18 ACC Player of the Year and consensus preseason first-team All-American, was lost for eight weeks of game action after suffering a fracture in his left foot on Friday, December 29, 2017. After scoring 22 points with a career-best 17 rebounds on December 30, 2017, Colson's fractured foot was revealed in an x-ray.

He underwent successful surgery in South Bend, Indiana, on Thursday, January 4, 2018, was cleared for limited physical activities on Monday, February 19. Colson began full basketball activities on Monday, Feb. 26 and returned to the line up against Pittsburgh on Feb. 28, scoring 12 points with nine rebounds and three blocks in 21 minutes of action.

COLSON A CONSENSUS PRESEASON ALL-AMERICAN

Bonzie Colson, the top returning rebounder and second-leading returning scorer in the ACC, has been named a 2016-17 Preseason All-American by a majority of the publications and websites that cover college basketball. The Associated Press, Sports Illustrated, The Sporting News, The Athletic and Blue Ribbon Yearbook all placed Colson on their preseason first team.

In addition, Colson was named the preseason national player of the year by the Blue Ribbon Yearbook and the ACC Preseason Player of the Year.

COLSON NAMED TO ASSOCIATED PRESS PRESEASON ALL-AMERICA TEAM

The Associated Press has announced its 2017-18 Preseason All-America Team and senior forward Bonzie Colson was the second-leading vote getter on the five-person team. Colson is a consensus preseason All-American for the 2017-18 season after averaging 17.8 points and 10.1 rebounds per game in 2016-17.

The 2017-18 AP Preseason All-America Team:

Name	School	Class	Votes
Mile Bridges	Michigan State	Sophomore	61
BONZIE COLSON	Notre Dame	Senior	47
Allonzo Trier	Arizona	Junior	39
Jalen Brunson	Villanova	Junior	33
Michael Porter, Jr.	Missouri	Freshman	30

COLSON REACHES 1,600-POINT, 850-REBOUND CAREER PLATEAU

Senior forward Bonzie Colson has joined an elite statistical club in Notre Dame basketball history, becoming the fifth Irish player to score over 1,600 points and pull down 850 rebounds. Here is the full list, with Colson as the third player to reach the statistical milestones under Mike Brey (Harangody and Murphy):

Name	Years	Points	Rebounds
Luke Harangody	2006-10	2,476	1,222
Troy Murphy	1998-2001	2,011	924
Tom Hawkins	1956-69	1,820	1,318
Bob Arnen	1966-69	1,665	944
BONZIE COLSON	2014-current	1,602	879

NOTRE DAME CAREER DOUBLE-DOUBLES

Bonzie Colson has tacked on 10 double-doubles in 16 games this season to continue his move up the all-time list for double-double performances at Notre Dame.

Double-Doubles	Player	Seasons
64	Luke Harangody	2006-07, 2007-08, 2008-09, 2009-10
54	LaPhonso Ellis	1988-89, 1989-90, 1990-91, 1991-92
47	Bob Whitmore	1966-67, 1967-68, 1968-69
45	Troy Murphy	1998-99, 1999-2000, 2000-01
44	Bob Arnzen	1966-67, 1967-68, 1968-69
43	Walt Sahm	1962-63, 1963-64, 1964-65
40	Adrian Dantley	1973-74, 1974-75, 1975-76
40	Collis Jones	1968-69, 1969-70, 1970-71
34	Tom Hawkins	1956-57, 1957-58, 1958-59
33	BONZIE COLSON	2014-15, 2015-16, 2016-17
33	Ron Reed	1962-63, 1963-64, 1964-65
32	Jack Cooley	2009-10, 2010-11, 2011-12, 2012-13
32	Ryan Humphrey	2000-01, 2001-02
31	Torin Francis	2002-03, 2003-04, 2004-05, 2005-06

BONZIE COLSON NAMED ACC PRESEASON PLAYER OF THE YEAR

Senior forward Bonzie Colson was overwhelmingly voted as the Atlantic Coast Conference Preseason Player of the Year as part of the league's annual media day activities in Charlotte, North Carolina, on Wednesday, October 25. Colson, who led the league in rebounding (10.1) during the 2016-17 season and finished ninth in scoring (17.8), received 49 of the 69 possible votes for the preseason player of the year nod. He was the lone ACC player to average a double-double per game last season.

Colson is the first Notre Dame player to earn a preseason conference player of the year award since Luke Harangody repeated as the BIG EAST preseason player of the year in 2008-09 and 2009-10. Colson also joins Jerian Grant (2013-14, 2014-15) and Demetrius Jackson (2015-16) as Irish players selected to the preseason all-ACC team.

Other previous Notre Dame preseason conference player of the year selections include Pat Garrity (BIG EAST, 1997-98) and Troy Murphy (BIG EAST, 2000-01). Murphy ended up earning the BIG EAST Player of the Year award at the end of the 2000-01 campaign.

Colson was also named to the Preseason All-ACC First Team.

NOTRE DAME EARNS ANOTHER ARENA DEDICATION GAME IN STATE OF ILLINOIS

Notre Dame's season-opening 72-58 victory at DePaul on Saturday, November 11, marked the dedication game of Wintrust Arena in downtown Chicago. The win marked Notre Dame's second consecutive victory in an arena dedication game in the state of Illinois, as the Irish defeated Illinois 84-79 in the State Farm Center dedication on Dec. 2, 2015 (also a part of the ACC-Big Ten Challenge that season).

The Irish have now participated in the opening of five arenas on the road in program history. Here is a list of those contests, which also includes the Joyce Center/Purcell Pavilion dedication game with UCLA in 1968.

Location	Date	Opponent	Result	Points	Rebounds
Hinkle Fieldhouse	3/7/1928	Butler	L (OT)	13	21
Scandlon Physical Education Center*	12/3/1968	King's College	W	84	54
Joyce Center (now Purcell Pavilion)	12/7/1968	UCLA	L	75	88
Athletics-Recreation Center	12/9/1984	Valparaiso	W	88	57
State Farm Center	12/2/2015	Illinois	W	84	79
Wintrust Arena	11/11/2017	DePaul	W	72	58

* - was also the first game of the 1968-69 season.

November 11, 2017, was not the first dedication that has taken place during a Notre Dame - DePaul game. On December 14, 2003, the Irish and Blue Demons met at Allstate Arena for the dedication of Ray and Marge Meyer Court - honoring the Hall of Fame DePaul coach and former Irish basketball team captain. Notre Dame won that meeting 82-69.

Also on January 29, 1934, Notre Dame was part of the first college basketball doubleheader ever played in Madison Square Garden. The Irish lost to NYU 18-26, while St. John's lost to Westminster 37-33 in front of 16,138 fans.

TEAM NCAA STAT RANKINGS

AFTER ACC CHAMPIONSHIP

1	Personal Fouls Per Game	12.9
3	Fewest Fouls	439
8	Turnovers Per Game	9.9
14	Fewest Turnovers	336
16	Assist/Turnover Ratio	1.46
41	Free Throw Percentage	75.6

NATIONAL RANKINGS

2017-18 ASSOCIATED PRESS POLL (FINAL)

1. **Virginia**
2. Villanova
3. Xavier
4. Kansas
5. **Michigan State**
6. Cincinnati
7. Michigan
8. Gonzaga
9. **Duke**
10. **North Carolina**
11. Purdue
12. Arizona
13. Tennessee
14. Texas Tech
15. West Virginia
16. **Wichita State**
17. Ohio State
18. Kentucky
19. Auburn
20. **Clemson**
21. Houston
22. **Miami (FL)**
23. Florida
24. Nevada
25. St. Mary's (CA)

Others: Arkansas, Loyola Chicago, Rhode Island, TCU, Providence, New Mexico State, Butler, St. Bonaventure, Southern Cal, Kansas State, Buffalo, Seton Hall, UCLA, Creighton, South Dakota State, MTSU, Murray State, San Diego State, **Virginia Tech**, Davidson, Missouri.

Bold = ND Opponents in 2017-18

2017-18 USA TODAY COACHES POLL (March 12, 2017)

1. **Virginia**
2. Villanova
3. Kansas
4. Xavier
5. **Michigan State**
6. **Duke**
7. Michigan
8. Gonzaga
9. **North Carolina**
10. Cincinnati
11. Purdue
12. Tennessee
13. Texas Tech
14. West Virginia
15. Arizona
16. **Wichita State**
17. Ohio State
18. **Clemson**
19. Houston
20. Kentucky
21. Auburn
22. Rhode Island
23. St. Mary's (CA)
24. **Miami (FL)**
25. Nevada

Others: Arkansas, Loyola Chicago, Providence, TCU, MTSU, **NC State**, **Virginia Tech**, New Mexico State, **Florida State**, Kansas State, Buffalo, Seton Hall, St. Bonaventure, South Dakota State, Butler, Davidson, San Diego State, Texas A&M.

Bold = ND Opponents in 2017-18

NOTRE DAME NIT TOURNAMENT HISTORY

Date	Opponent	Opp Seed	ND Seed	W/L	ND	Opp	Round	Site
3/16/1968	Army			W	62	58	First	Madison Square Garden
3/19/1968	Long Island			W	62	60	Quarterfinals	Madison Square Garden
3/21/1968	Dayton			L OT	74	76	Semifinals	Madison Square Garden
3/23/1968	St. Peter's			W	81	78	Third Place	Madison Square Garden
3/17/1973	Southern Cal			W	69	65	First	Madison Square Garden
3/20/1973	Louisville			W	79	71	Quarterfinals	Madison Square Garden
3/24/1973	North Carolina			W	78	71	Semifinals	Madison Square Garden
3/25/1973	Virginia Tech			L OT	91	92	Final	Madison Square Garden
3/17/1983	Northwestern			L	57	71	First	Allstate Arena
3/14/1984	Old Dominion			W	67	62	First	Purcell Pavilion
3/19/1984	Boston College			W	66	52	Second	Springfield Civic Center
3/23/1984	Pittsburgh			W	72	64	Quarterfinals	Fitzgerald Fieldhouse
3/26/1984	SW Louisiana			W	65	59	Semifinals	Madison Square Garden
3/28/1984	Michigan			L	63	83	Final	Madison Square Garden
3/18/1992	Western Michigan			W	63	56	First	Purcell Pavilion
3/23/1992	Kansas State			W	64	47	Second	Purcell Pavilion
3/25/1992	Manhattan			W	74	58	Quarterfinals	Purcell Pavilion
3/30/1992	Utah			W	58	55	Semifinals	Madison Square Garden
4/1/1992	Virginia			L OT	76	81	Final	Madison Square Garden
3/12/1997	Oral Roberts			W	74	58	First	Purcell Pavilion
3/18/1997	TCU			W	82	72	Second	Purcell Pavilion
3/20/1997	Michigan			L	66	67	Quarterfinals	Purcell Pavilion
3/15/2000	Michigan			W	75	65	First	Purcell Pavilion
3/20/2000	Xavier			W	76	64	Second	Purcell Pavilion
3/22/2000	BYU			W	64	52	Quarterfinals	Purcell Pavilion
3/28/2000	Penn State			W	73	52	Semifinals	Madison Square Garden
3/30/2000	Wake Forest			L	61	71	Final	Madison Square Garden
3/17/2004	Purdue			W	71	59	First	Purcell Pavilion
3/22/2004	Saint Louis			W	77	66	Second	Fort Wayne Memorial Coliseum
3/25/2004	Oregon			L	61	65	Quarterfinals	Purcell Pavilion
3/15/2005	Holy Cross			L	73	78	First	Purcell Pavilion
3/15/2006	Vanderbilt			W	79	69	First	Purcell Pavilion
3/20/2006	Michigan			L 2OT	84	87	Second	Crisler Arena
3/17/2009	UAB	7	2	W	70	64	First	Purcell Pavilion
3/19/2009	New Mexico	3	2	W	70	68	Second	Purcell Pavilion
3/25/2009	Kentucky	4	2	W	77	67	Quarterfinals	Purcell Pavilion
3/31/2009	Penn State	2	2	L	59	67	Semifinals	Madison Square Garden

All-Time NIT Tournament Record: 26-11 (.702)
 NIT Home Record: 14-3 (.824)
 NIT Away Record: 1-1 (.500)
 NIT Neutral Site Record: 11-7 (.611)
 NIT Madison Square Garden Record: 9-6 (.600)

Notre Dame has played for the NIT Championship four times and has made a total of six semifinal appearances.

NOTRE DAME SUPERLATIVES

Largest 1st Half Deficit Overcome in W	-16, 00:30	vs. Wichita State	11/22/17
Largest Halftime Deficit Overcome in W	-14	vs. Wichita State	11/22/17
Largest 2nd Half Deficit Overcome in W	- 21, 15:07	vs. Virginia Tech	3/7/18
Largest 1st Half Deficit Overcome in W, ACC	-10, 00:50	at Syracuse	1/6/18
Largest Halftime Deficit Overcome in W, ACC	-9	at Syracuse	1/6/18
Largest 2nd Half Deficit Overcome in W, ACC	-6, 19:25	at Syracuse	1/6/18
Largest 1st Half Lead in W	+30, 00:34	Chicago State	11/16/17
Largest Halftime Lead in W	+27	Chicago State	11/16/17
Largest 2nd Half Lead in W	+42, 2:01	Chicago State	11/16/17
Largest 1st Half Lead in W, ACC	+20, 6:06	at Boston College	2/17/18
Largest Halftime Lead in W, ACC	+17	at Boston College	2/17/18
Largest 2nd Half Lead in W, ACC	+30, final	NC State	1/3/18

TEAM OVERALL
ACC STAT RANKINGS

AFTER ACC CHAMPIONSHIP

3	3FG Made Per Game	8.50
3	Assist/Turnover Margin	1.46
3	Free Throw Percentage	.756
5	Turnover Margin	+1.24
6	Assists Per Game	14.38
6	Rebounding Margin	+2.1
6	Scoring Defense	68.7
7	Defensive Rebounds	25.74
7	Defensive Rebound %	.715
7	Opponent Rebounds/Game	34.0
7	Total Rebounds Per Game	36.1
8	3FG Percentage	.366
8	Offensive Rebounds %	.305
8	Scoring Margin	+6.4
8	Scoring Offense	75.0
9	3FG Percentage Defense	.354
9	Offensive Rebounds	10.41
10	Steals Per Game	5.79
11	Blocked Shots	3.56
11	Field Goal Percentage	.446
11	Field Goal Percentage Defense	.430

NOTRE DAME SCORING RUNS

Run	Date	Opponent	Run Start	Run End	Start	End	Outcome	Final Score
16-0	2/28/18	Pittsburgh	10:50 1st	5:48 1st	14-13	30-13	W	73-56
15-0	12/21/17	SE Louisiana	17:38 2nd	12:29 2nd	44-33	59-33	W	86-50
14-0	3/7/18	Virginia Tech	6:50 2nd	00:28 2nd	52-59	66-59	W	71-65
14-0	12/3/17	St. Francis Brooklyn	5:02 1st	00:46 1st	28-22	42-22	W	71-53
13-0	3/7/18	Virginia Tech	10:57 2nd	7:45 2nd	37-54	50-54	W	71-65
13-0	12/16/17	Indiana	8:43 1st	5:15 1st	15-14	28-14	L	77-80 (OT)
13-0	11/20/17	Chaminade	13:08 2nd	8:08 2nd	53-40	65-40	W	83-56
12-0	2/17/18	Boston College	00:30 1st	17:22 2nd	44-30	56-30	W	84-67
12-0	2/10/18	Florida State	7:27 2nd	3:21 2nd	61-58	73-58	W	84-69
12-0	11/13/17	Mt. St. Mary's	Halftime	15:55 2nd	42-32	54-32	W	88-62
11-0	2/14/18	Wake Forest	7:40 2nd	3:19 2nd	69-60	71-69	W	76-71
11-0	2/6/18	Boston College	13:59 1st	11:11 1st	14-14	25-14	W	96-85
11-0	1/3/18	NC State	15:07 2nd	11:02 2nd	54-38	65-38	W	88-58
11-0	12/19/17	Dartmouth	3:13 1st	00:41 1st	33-33	44-33	W	97-87
11-0	11/16/17	Chicago State	4:42 2nd	1:07 2nd	92-61	103-61	W	105-66
11-0	11/13/17	Mt. St. Mary's	6:23 1st	3:55 1st	20-23	31-23	W	88-62
10-0	2/19/18	Miami (FL)	13:48 1st	7:20 1st	8-16	18-16	L	74-77
10-0	2/6/18	Boston College	00:44 1st	17:31 2nd	41-38	51-38	W	96-85
10-0	1/6/18	Syracuse	1:15 1st	16:49 2nd	17-28	27-28	W	51-49
10-0	12/30/17	Georgia Tech	00:31 1st	16:27 2nd	21-28	31-28	W	68-69
10-0	12/21/17	SE Louisiana	4:56 2nd	1:46 2nd	76-48	86-48	W	86-50
10-0	12/9/17	Delaware	1:10 1st	16:18 2nd	33-27	43-27	W	92-68
10-0	11/21/17	LSU	14:49 2nd	11:42 2nd	56-35	66-35	W	92-53

TEAM ACC GAMES ONLY
STAT RANKINGS

FINAL REGULAR SEASON

2	3FG Made Per Game	9.0
3	Defensive Rebound %	.722
3	Offensive Rebounds	11.83
3	Offensive Rebound %	.332
3	Rebounding Margin	+3.3
4	Assist/Turnover Ratio	1.33
4	Total Rebounds Per Game	36.6
5	Opponent Rebounds/Game	33.3
6	Free Throw Percentage	.744
6	Scoring Defense	69.9
6	Scoring Margin	+0.8
7	Assists Per Game	14.28
8	Defensive Rebounds	24.78
9	3FG Percentage	.359
9	Scoring Offense	70.7
10	Field Goal Percentage Defense	.447
11	3FG Percentage Defense	.382
12	Turnover Margin	-0.67
13	Field Goal Percentage	.418
14	Steals Per Game	4.72
14	Blocked Shots	2.83

NOTRE DAME CONFERENCE TOURNAMENT HISTORY - MIKE BREY ERA

Year	Single Bye	Double Bye	Seed	First Opponent	W/L	Score	Next Opponent	W/L	Score	Notes	Next Opponent	Outcome	Score	Notes
2001	Yes	No	W1	Pittsburgh	L	54-66								
2002	Yes	No	W2	St. John's	W	82-63	Connecticut	L	77-82	Semifinals				
2003	No	No	W4	St. John's	L	80-83								
2004	No	No	7	West Virginia	W	65-64	Connecticut	L	58-66					
2005	No	No	6	Rutgers	L	65-72								
2006	No	No	12	Georgetown	L	63-67								
2007	Yes	No	4	Syracuse	W	89-83	Georgetown	L	82-84	Semifinals				
2008	Yes	No	3	Marquette	L	79-89								
2009	No	No	10	Rutgers	W	61-50	West Virginia	L	62-74					
2010	Yes	Yes	7	Pittsburgh	W	50-45	West Virginia	L	51-53	Semifinals				
2011	Yes	Yes	2	Cincinnati	W	89-51	Louisville	L	77-83	Semifinals				
2012	Yes	Yes	3	South Florida	W OT	57-53	Louisville	L	50-64	Semifinals				
2013	Yes	No	6	Rutgers	W	69-61	Marquette	W	73-65	Quarterfinals	Louisville	L	57-69	Semifinals
2014	No	No	13	Wake Forest	L	69-81								
2015	Yes	Yes	3	Miami	W	70-63	Duke	W	74-64	Semifinals	North Carolina	W	90-82	Finals
2016	Yes	Yes	4	Duke	W OT	84-79	North Carolina	L	47-78	Semifinals				
2017	Yes	Yes	3	Virginia	W	71-58	Florida State	W	77-73	Semifinals	Duke	L	69-75	Finals
2018	No	No	10	Pittsburgh	W	76-64	Virginia Tech	W	71-65	2nd Round	Duke	L	70-88	Quarterfinals

NOTRE DAME MEN'S BASKETBALL COACHING HISTORY

Coach	Wins	Losses	Ties	Win %	Total Games	NCAA Appearances	NCAA Tournament Wins	Total Seasons	Seasons Coached
MIKE BREY	402	201	0	.667	603	12	13	18	2000-01 – current
Digger Phelps	393	197	0	.666	590	14	15	20	1971-72 – 1990-91
George E. Keogan	332	100	1	.767	433	0	0	20	1923-24 – 1942-43
John Jordan	199	131	0	.603	330	6	8	13	1951-52 – 1963-64
John Dee	116	80	0	.592	196	4	2	7	1964-65 – 1970-71
John MacLeod	106	124	0	.461	230	0	0	8	1991-92 – 1998-99
Moose Krause	87	48	0	.644	135	0	0	6	1943-44, 1946-47 – 1950-51
Bertram Maris	78	20	0	.780	98	0	0	5	1907-08 – 1911-12
Jesse Harper	46	30	0	.605	76	0	0	6	1913-14 – 1918-19

NCAA ACTIVE COACHING WINS - AT CURRENT SCHOOL
as of March 12, 2018

	Wins	Coach	School
1	1024	Mike Krzyzewski	Duke
2	921	Jim Boeheim	Syracuse
3	602	Greg Kampe	Oakland
4	573	Tom Izzo	Michigan State
5	554	Bob McKillop	Davidson
6	533	Mark Few	Gonzaga
7	443	Bill Self	Kansas
8	430	Phil Martelli	St. Joseph's
9	423	Roy Williams	North Carolina
10	416	Jay Wright	Villanova
11	402	MIKE BREY	Notre Dame
12	388	Rick Byrd	Belmont

NCAA ACTIVE COACHING WINS AT DIVISION I LEVEL
as of March 12, 2018

	Wins	Coach	School
1	1097	Mike Krzyzewski	Army, Duke
2	921	Jim Boeheim	Syracuse
3	941	Roy Williams	Kansa, North Carolina
4	771	Bob Huggins	Akron, Cincinnati, Kansas State, West Virginia
5	749	Cliff Ellis	Coastal Carolina, Clemson, Auburn, South Alabama
6	718	John Calipari	Kentucky, Massachusetts, Memphis
7	660	Rick Barnes	Clemson, George Mason, Providence, Tennessee, Texas
8	650	Bill Self	Illinois, Kansas, Oral Roberts, Tulsa
9	619	Lon Kruger	Florida, Illinois, Kansas State, Oklahoma, UTRGV
10	619	Dana Altman	Creighton, Kansas State, Marshall, Oregon
11	603	Jim Larranaga	Bowling Green, George Mason, Miami (FL)
12	597	Tubby Smith	Georgia, Kentucky, Memphis, Minnesota, Texas Tech, Tulsa
13	573	Tom Izzo	Michigan State
14	557	Fran Dunphy	Penn, Temple
15	554	Bob McKillop	Davidson
16	538	Jay Wright	Hofstra, Villanova
17	536	John Beilein	Canisius, Michigan, Richmond, West Virginia
19	533	Mark Few	Gonzaga
20	524	Leonard Hamilton	Florida State, Miami (FL), Oklahoma State
21	507	Kelvin Sampson	Houston, Indiana, Oklahoma, Washington State
22	502	Steve Alford	Iowa, Missouri State, New Mexico, UCLA
23	501	MIKE BREY	Delaware, Notre Dame
24	479	Kevin Stallings	Illinois State, Pittsburgh, Vanderbilt

MIKE BREY, HEAD COACH

18th Season at ND | George Washington '82 | Career Record: 501-253 | ND Record: 402-201



In 17 seasons as the men's basketball coach at the University of Notre Dame, Mike Brey has guided the Fighting Irish to 395 victories and is the all-time winningest men's basketball coach in school history.

The Irish are enjoying a recent stretch of success that ranks among the best in the 112-year history of basketball under the Golden Dome. Notre Dame was the only school in the nation to make back-to-back appearances in the NCAA Championship Elite Eight at the end of the 2015 and 2016 seasons, claimed an Atlantic Coast Conference title in 2015 and has made two ACC title game appearances in four years of ACC competition.

Brey was named head coach at Notre Dame on July 14, 2000. In his first season with the Irish, his team claimed the 2001 BIG EAST West Division championship and returned to the NCAA Championship for the first time in 12 seasons. Notre Dame soon became a regular in the NCAA tournament by making 12 appearances in 17 seasons with Brey on the sidelines.

In 2011, Brey was the recipient of both the Associated Press and the Henry Iba/USBWA National Coach of the Year award. He was named BIG EAST Coach of the Year in 2007, 2008 and 2011 and three of his players have been named BIG EAST Player of the Year.

Before arriving at Notre Dame, Brey was the head basketball coach at the University of Delaware, where he compiled a 99-52 mark from 1995-2000 and won America East Co-Coach of the Year honors in 1998. Prior to his time at Delaware, he was an assistant coach at Duke University. During his eight years at Duke, the Blue Devils advanced to the Final Four six times and won back-to-back national championships in 1991 and 1992.

Brey graduated from George Washington University in 1982. He played for and coached with legendary high school coach Morgan Wootten at DeMatha High School.

Brey serves on the Coaches vs. Cancer National Council and has helped raise over two million dollars for the organization. He has also partnered with the American Heart Association to create the Men of Heart initiative, raising funds and awareness for men's heart health. Brey is on the National Advisory Board of the Positive Coaching Alliance. He has been inducted into the University of Delaware and George Washington University Halls of Fame.

MIKE BREY YEAR-BY-YEAR AT NOTRE DAME

Year	Conference	Overall	Home	Away	Neutral	Ranked Teams	Conference	Conference Finish	Conference Tournament	Post Season
2000-01	Big East	20-10	12-4	6-4	2-2	4-3	11-5	1st - West	0-1 - QF	NCAA: 1-1 - 2nd Round
2001-02	Big East	22-11	9-4	8-4	5-3	3-6	10-6	2nd - West	1-1 - SF	NCAA: 1-1 - 2nd Round
2002-03	Big East	24-10	14-2	4-5	6-3	5-6	10-6	t-3rd - West	0-1 - QF	NCAA: 2-1 - Sweet 16
2003-04	Big East	19-13	11-7	6-5	2-1	2-8	9-7	7th	1-1 - QF	NIT: 2-1 - QF
2004-05	Big East	17-12	13-5	4-6	0-1	2-5	9-7	6th	0-1	NIT: 0-1
2005-06	Big East	16-14	12-5	4-7	0-2	1-7	6-10	t-11th	0-1	NIT: 1-1 - 2nd Round
2006-07	Big East	24-8	18-0	3-5	3-3	4-2	11-5	4th	1-1 - SF	NCAA: 0-1
2007-08	Big East	25-8	17-0	5-4	3-4	2-6	14-4	t-2nd	0-1 - QF	NCAA: 1-1 - 2nd Round
2008-09	Big East	21-15	15-3	3-8	3-4	3-9	8-10	t-9th	1-1 - QF	NIT: 3-1 - SF
2009-10	Big East	23-12	17-3	3-6	3-3	4-4	10-8	t-7th	2-1 - SF	NCAA: 0-1
2010-11	Big East	27-7	17-0	5-4	5-3	8-3	14-4	2nd	1-1 - SF	NCAA: 1-1 - 2nd Round
2011-12	Big East	22-12	16-1	5-5	1-6	5-5	13-5	3rd	1-1 - SF	NCAA: 0-1
2012-13	Big East	25-10	18-1	4-5	3-4	5-4	11-7	t-5th	2-1 - SF	NCAA: 0-1
2013-14	ACC	15-17	13-6	1-9	1-2	1-5	6-12	t-11th	0-1	—
2014-15	ACC	32-6	18-2	7-2	8-2	8-3	14-4	3rd	3-0 - C	NCAA: 3-1 - Elite Eight
2015-16	ACC	24-12	14-2	5-5	5-5	4-6	11-7	4th	1-1 - SF	NCAA: 3-1 - Elite Eight
2016-17	ACC	26-10	16-2	5-4	5-4	4-9	12-6	t-2nd	2-1 - F	NCAA: 1-1 - 2nd Round
2017-18	ACC	18-13	10-5	5-7	5-2	1-7	8-10	10th	2-1 - QF	NIT
Totals		402-201 (.667)	260-52 (.833)	83-95 (.466)	60-54 (.526)	66-99 (.400)	ACC: 51-39 (.567)		ACC: 8-4 (.667)	NCAA: 13-12 (.520)

QF - Quarterfinals | SF - Semifinals | F - Finalist | C - Champion

HONORS AND AWARDS

- 2011 AP, Henry Iba, Basketball Times, CollegeInsider.com National Coach of the Year
- 2007, 2008 & 2011 BIG EAST Coach of the Year
- 2008 Inaugural Skip Prosser Award
- 2006 University of Notre Dame Honorary Monogram
- George Washington and Delaware Athletics Hall of Fame

TEAM ACCOMPLISHMENTS

- 2015 ACC Champions
- 2015 & 2016 NCAA Elite Eight
- 14 NCAA Championship Appearances (12 at Notre Dame)
- 19 Postseason Appearances - Notre Dame: 12 NCAA, 4 NIT | Delaware: 2 NCAA, 1 NIT
- 3 Conference Players of the Year
- 6 NBA Draft Selections
- 19 All-Conference Selections

IN OVERTIME

Team	Date	W/L	ND	Opp	Ots
at Georgetown	2/9/02	W	116	111	4
at Boston College	1/25/03	W	101	96	1
Georgetown	2/1/03	W	93	92	2
at Pittsburgh	1/4/06	L	97	100	2
Georgetown	1/24/06	L	82	85	2
at Louisville	2/4/06	L	86	89	1
at Connecticut	2/21/06	L	74	75	1
at Michigan	3/20/06	L	84	87	2
Providence	1/31/08	W	81	74	1
at Louisville	1/12/09	L	73	87	1
at Louisville	2/17/10	L	89	91	2
at Marquette	3/6/10	W	63	60	1
vs. Georgia	11/25/10	W	89	83	2
Louisville	2/9/11	W	89	79	1
vs. Louisville	3/11/11	L	77	83	1
at Louisville	1/7/12	W	67	65	2
at Villanova	2/18/12	W	74	70	1
vs. USF	3/8/12	W	57	53	1
vs. Saint Joseph's	11/16/12	L	70	79	1
at DePaul	2/2/13	W	79	71	1
Louisville	2/9/13	W	104	101	5
DePaul	2/13/13	W	82	78	1
Canisius	12/29/13	W	87	81	1
Boston College	2/1/14	W	76	73	1
Clemson	2/11/14	W	68	64	2
Pittsburgh	3/1/14	L	81	85	1
Michigan State	12/3/14	W	79	78	1
Georgia Tech	1/3/15	W	83	76	2
at NC State	1/25/15	W	81	78	1
vs. Butler	3/21/15	W	67	64	1
vs. Duke	3/10/16	W	84	79	1
at Pittsburgh	12/31/16	W	78	77	1
vs. Indiana	12/16/17	L	77	80	1
Louisville	1/16/18	L	78	82	2
Total			22-12		
			.647		

IN GAMES DECIDED BY ...

1 point	17-15
2 points	13-16
3 points	24-22
4 points	16-13
5 points	19-13
6 points	19-10
7 points	24-17
8 points	17-13
9 points	15-7
10 points	16-7
11-15 points	74-64
16-20 points	42-22
21-30 points	54-9
31-40 points	38-0
41-50 points	14-0
50+ points	1-0
Total	402-201



O

Rex Pflueger

Guard | 6-6 / 206 | Junior
Dana Point, CA | Mater Dei

MIKE BREY ON PFLUEGER

"Rex will have an increased offensive role this year. He also will have an increased leadership role but he can never forget the great defensive player he is and we will need that this year as well."

HONORS AND AWARDS

- 2017 Notre Dame Defensive Player of the Year
- 2017-18, 2016-17 All-ACC Academic Team
- 2016, 2017 ACC Academic Honor Roll

2017-18

- Will draw the assignment to defend opposing team's best perimeter scorer.
- Posted 14 points and nine rebounds in Notre Dame's 21-point comeback against Virginia Tech in the second round of the ACC tournament.
- Fought through lingering effects of his lower back injury to start and play 25 minutes at Wake Forest. His lone FG, a 3FGM at 5:48 in the second half, cut Wake Forest's lead to one point during the deciding 11-0 Notre Dame run in the eventual come-from-behind victory.
- Saw his 36 game streak of consecutive starts end against Miami (FL) on Feb. 19, due to his lower back (bruise) injury suffered at Boston College.
- The Miami (FL) game was just the second game missed in his career due to injury (bruised ribs, Chicago State on Nov. 26, 2016).
- Limited to 20 minutes at Boston College after taking a hard fall after being fouled on a drive to the basket.
- Continued his outstanding all-around performance against Florida State, posting a career-high 19 points with six rebounds and four assists.
- Posted 13 points with six assists in the victory over Boston College.
- Dished out a career-high seven assists at NC State.
- Broke out of a scoring slump with 15 points vs. Virginia Tech, hitting a career-best four 3FGs.
- Named team captain on January 3, 2018.
- Fought through flu symptoms in the loss at Georgia Tech to play 35 minutes, finishing with six assists but did not score for the first time in 2017-18 and first time since March 4, 2017 at Louisville.
- Tipped in the game-winning basket at Syracuse, out-hustling the Orange defenders to run the length of the court and put back T.J. Gibbs' miss for the game-deciding points with 2.3 seconds remaining.
- Played all 40 minutes of the hard-fought victory at Syracuse, finishing with 12 points and seven rebounds.
- Scored a personal ACC-game high of 16 points, with four rebounds and four assists in the victory over NC State.
- Filled up the stat sheet in impressive fashion in the ACC opener against Georgia Tech with 11 points, seven rebounds and six assists (matching his career high).
- Established a then-career-high for points in a game with 17 against South-eastern Louisiana, matching his career-best with three three-point field goals while also collecting five rebounds and three steals.
- Posted 13 points and six rebounds in the victory over Dartmouth.
- Scored all 10 of his points at Delaware in the second half, helping the Irish build on a halftime lead and eventually defeat the Blue Hens by 24 points.
- Continued to flash his defensive prowess against St. Francis Brooklyn - matching his career high with four steals vs. the Terriers. Pflueger has now posted at least one steal in seven of Notre Dame's eight games, including four multiple steal games.
- Scored 15 points at No. 3/3 Michigan State, shooting 6-of-7 from the floor, 3-of-4 from three-point range while adding two steals.
- Earned first career double-double against Mount St. Mary's, collecting 10 rebounds to go with 13 points, five assists and two steals.
- Grabbed a career-best eight rebounds and played a career-high 36 minutes in the season-opening victory at DePaul.

PFLUEGER GAMES WITH...

Category	17-18	Career
Double Figure Pts	14	17
20-Plus Points	0	0
30-Plus Points	0	0
10-Plus Rebounds	1	1
10-Plus Assists	0	0
Double-Double	1	1

2016-17

- Key part of Notre Dame's defensive efforts during the run to the ACC Championship game, grabbing 14 rebounds with four steals in the three tournament games.
- Logged a career-high 35 minutes in the victory over Georgia Tech, scoring six points with four rebounds and three assists.
- First start of the season - and second of career - came vs. Wake Forest, playing 26 minutes with three rebounds and a career-best matching three blocked shots.
- Tipped a missed shot to V.J. Beachem with 0:28 remaining at Boston College, allowing Beachem to put the Irish ahead by four points from the free throw line in an eventual 84-76 win.
- Drive and dish to Bonzie Colson with 1:00 remaining broke a 70-70 tie in Notre Dame's eventual 75-70 victory over Clemson.
- Began the season with 11 consecutive games and 218 minutes without committing a turnover. The streak ended in the first half against Saint Peter's.
- Matched his career-high for three-point field goals in the victory over Fort Wayne, shooting 3-of-5 from three-point range for nine points, while also playing a season-high 26 minutes.
- Posted career-highs for rebounds (five), assists (five) and blocks (three) in the victory over North Carolina A&T.
- Returned to the lineup against Iowa and helped hold Hawkeyes leading scorer Peter Jok to 4-20 shooting and 15 points.
- Did not play against Chicago State to rest bruised ribs suffered Nov. 18 vs. Loyola Maryland.
- Filled up the stat sheet against vs. Loyola Maryland with seven points, three rebounds, two assists and two steals.
- Set career-highs for points (12) and field goals made (five) in the 92-49 victory over Seattle.
- Scored six points with three assists and three rebounds as the sixth man in the season-opening victory over Bryant.

2015-16

- Tipped in the game-winning rebound with 1.5 seconds remaining vs. Stephen F. Austin (3/20/16) in Notre Dame's 76-75 NCAA second round victory. It marked the lone field goal of the game for Pflueger (1-2) in 14 minutes of action.
- Iced the NCAA first round victory over Michigan (3/18/16), converting two free throws with .5 seconds remaining to provide the seven-point winning margin, giving him four points scored in Notre Dame's final two seconds of its first two NCAA tournament wins last season.
- Stepped up both on defense and offense vs. NC State (3/11/16) with a career-high four steals and a career-high three three-point field goals on the way to nine points in 24 minutes.
- Staked his bid for more playing time in 2015-16 with seven points, two blocks and two assists during Notre Dame's 95-91 victory at Duke (1/16/16), playing a then season-high 23 minutes.
- Saw a steady increase in playing time after the Duke game, culminating in a career game vs. Boston College (1/23/16) with 32 minutes played, 11 points and three rebounds.
- Earned first career start at Syracuse (1/28/16), playing 28 minutes and dishing out a career-best six assists.

PERSONAL

- Full name is Charles Rex Pflueger.
- Born in Mission Viejo, California.
- Son of Russell and Rebecca Pflueger with older brother, Devon.
- Enrolled in the Mendoza College of Business with a major in marketing.

PFLUEGER GAME-BY-GAME STATISTICS

	Opponent	FG-A	3FG-A	FT-A	O-D-R	PF	TP	A	B	S	Min	
11/11	*at DePaul	1-6	1-5	0-0	1-8-9	1	3	0	3	0	1	36
11/13	*Mount St. Mary's	3-8	0-0	7-8	4-6-10	1	13	5	0	0	2	33
11/16	*Chicago State	2-4	1-2	2-2	1-1-2	3	7	1	4	0	1	28
11/20	*vs. Chaminade	1-7	1-3	1-2	0-3-3	2	4	4	1	0	2	31
11/21	*vs. LSU	2-5	0-2	2-2	2-2-4	3	6	3	1	0	0	26
11/22	*vs. Wichita State	1-4	0-1	2-2	0-2-2	2	4	1	1	1	1	32
11/30	*at Michigan State	6-7	3-4	0-0	0-0-0	2	15	3	2	0	2	31
12/3	*St. Francis Brooklyn	4-9	0-1	0-2	4-3-7	1	8	2	1	1	4	30
12/5	*Ball State	4-8	2-4	1-1	2-1-3	1	11	3	1	0	3	35
12/9	*at Delaware	4-9	1-2	1-1	0-2-2	2	10	1	0	0	0	31
12/16	*vs. Indiana	1-8	0-3	0-0	1-1-2	4	2	4	1	0	1	37
12/19	*Dartmouth	5-9	0-2	3-3	2-4-6	1	13	1	0	0	0	39
12/21	*SE Louisiana	5-10	3-6	4-4	0-5-5	2	17	3	0	0	3	33
12/30	*Georgia Tech	3-6	2-4	3-4	0-7-7	4	11	6	1	0	1	34
1/3	*NC State	5-9	2-5	4-6	1-3-4	2	16	4	0	1	1	31
1/6	*at Syracuse	4-9	2-4	2-2	3-4-7	1	12	1	2	0	1	40
1/10	*at Georgia Tech	0-8	0-2	0-0	2-1-3	2	0	6	2	0	2	35
1/13	*North Carolina	2-6	1-2	2-2	2-1-3	3	7	4	5	0	1	34
1/16	*Louisville	1-8	1-6	0-0	2-1-3	5	3	1	1	0	0	26
1/20	*at Clemson	2-10	1-6	0-0	1-3-4	3	5	4	1	1	1	33
1/27	*Virginia Tech	5-13	4-10	1-3	2-1-3	0	15	3	3	0	1	38
1/29	*at Duke	2-8	1-6	1-2	1-5-6	2	6	3	4	0	1	38
2/3	*at NC State	3-10	1-4	0-0	2-1-3	1	7	7	2	0	1	35
2/6	*Boston College	4-7	2-3	3-4	0-3-3	0	13	6	1	0	0	33
2/10	*Florida State	5-12	2-7	7-9	1-5-6	2	19	4	2	1	0	37
2/12	*at North Carolina	1-7	1-4	0-0	0-1-1	0	3	4	2	0	1	36
2/17	*at Boston College	1-5	1-3	0-0	0-3-3	1	3	2	1	0	1	20
2/19	Miami (FL)				DNP							
2/24	*at Wake Forest	1-2	1-2	1-2	0-2-2	4	4	2	0	0	0	25
2/28	*Pittsburgh	1-5	1-3	0-0	2-2-4	2	3	4	2	1	0	31
3/3	*at Virginia	1-4	0-2	0-0	1-5-6	2	2	2	1	1	0	36
3/6	vs. Pittsburgh	3-7	2-4	5-6	1-5-6	1	13	1	2	0	1	38
3/7	vs. Virginia Tech	5-9	1-5	3-4	1-8-9	1	14	1	3	0	2	40
3/8	vs. Duke	2-7	1-5	0-0	1-0-1	3	5	6	1	0	2	36

* - game started

PFLUEGER SEASON/CAREER HIGHS

Category	17-18 Season	Career
Points	19 Florida State (2/10/18)	19 Florida State (2/10/18)
Rebounds	10 Mount St. Mary's (11/13/17)	10 Mount St. Mary's (11/13/17)
Assists	7 at NC State (2/3/18)	7 at NC State (2/3/18)
Steals	4 St. Francis Brooklyn (12/3/17)	4 twice
Blocks	1 three times	3 twice
FGM	6 at Michigan State (11/30/17)	6 at Michigan St. (11/30/17)
3FGM	4 Virginia Tech (1/27/18)	4 Virginia Tech 1/27/18
FTM	7 twice	7 twice
Minutes	40 twice	40 twice

CAREER STATISTICS

Season	gp-gs	min/avg	Total		3-Point		F-Throws		Rebounds				Scoring							
			fg-fga	pct	fg-fga	pct	ft-fta	pct	off	def	tot	avg	pf	fo	ast	to	blk	stl	pts	avg
2015-16	30-1	398/13.3	21-55	.382	8-25	.320	20-21	.952	10	30	40	1.3	40	0	32	10	7	18	70	2.3
2016-17	35-11	750/21.4	59-133	.444	27-68	.397	19-29	.655	18	78	96	2.7	60	0	53	24	12	31	164	4.7
2017-18	33-33	1098/33.3	90-246	.366	39-122	.320	55-71	.775	40	99	139	4.2	64	1	102	51	7	37	274	8.3
TOTAL	98-45	2246/22.9	170-434	.392	74-215	.344	94-121	.777	68	207	275	2.8	164	1	187	85	26	86	508	5.2

CONFERENCE STATISTICS

Season	gp-gs	min/avg	Total		3-Point		F-Throws		Rebounds				Scoring							
			fg-fga	pct	fg-fga	pct	ft-fta	pct	off	def	tot	avg	pf	fo	ast	to	blk	stl	pts	avg
2015-16	17-1	296/17.4	16-39	.410	6-18	.333	18-19	.947	5	22	27	1.6	30	0	25	4	5	14	56	3.3
2016-17	18-6	395/21.9	26-64	.406	14-37	.378	12-18	.667	9	40	49	2.7	38	0	30	18	5	15	78	4.3
2017-18	17-17	562/33.1	41-129	.318	23-73	.315	24-34	.706	20	48	68	4.0	34	1	63	30	5	12	129	7.6
TOTAL	52-24	1253/24.1	83-232	.358	43-128	.336	54-71	.761	34	110	144	2.8	102	1	118	52	15	41	263	5.1



1

Austin Torres

Forward | 6-7 / 235 | Graduate
Granger, IN | Penn

MIKE BREY ON TORRES

"Austin will continue to be our energy guy off the bench, whether it is four minutes, eight minutes or 10 minutes he will come in, defend, run the floor and play post defense. He really understands his role and it will be an important one for us."

HONORS AND AWARDS

- 2017 Notre Dame Knute Rockne Scholar-Athlete
- 2016 ACC Academic Honor Roll

2017-18

- Played a crucial 13 minutes in the come-from-behind victory over Virginia Tech in the second round of the ACC tournament, pulling down a career-high matching six rebounds.
- Turned in a solid performance in his final home game at Notre Dame against Pittsburgh, scoring six points off the bench with two rebound and an assist.
- Provided a huge spark off the bench against Miami (FL), scoring six straight points in 1:08 of game time, including drawing a charge.
- Returned to the starting lineup against Boston College, playing 11 minutes with four points and three rebounds.
- Posted the best performance of his career since 2014, playing a career-high 27 minutes with nine points and six rebounds at NC State.
- Active on the glass against Louisville, helping the Irish set a school record for offensive rebounds in a game (26) by grabbing four offensive boards.
- Made first start of the season - and second of his career - in place of the injured Matt Farrell in the victory at Syracuse on Jan. 6, 2018.
- Stepped up with his best performance of the season after the loss of Bonzie Colson to injury against NC State, playing a season-high 16 minutes with five points, four rebounds and drew two charges.
- Made his season debut against Chicago State on Nov. 11, playing eight minutes and pulling down three rebounds.
- Missed the first two exhibition games of the season recovering from a stress fracture in his right leg. A full participant in practice as of Nov. 6.

2016-17

- The first Irish 'big man' off the bench, capable of adding instant energy and a defensive presence.
- Made his first career start at North Carolina (game played in Greensboro, N.C.).
- Announced on Jan. 19, 2017, at the Mike Brey Radio Show, his intention to return for a fifth year of eligibility in 2017-18 and pursue an MBA in the Mendoza College of Business.
- Focuses on playing short minutes at his highest effort on the defensive end.
- Provided huge minutes off the bench in the quick turnaround at Virginia Tech, playing nine minutes with four points and three rebounds.
- Played perhaps his best game in a Notre Dame uniform at Miami, scoring a season-high eight points on 4-of-5 shooting with two offensive rebounds
- Made a huge impact in four minutes against No. 9/9 Louisville, stealing a pass on the first possession on which he entered the game, eventually scoring six points with two blocks.
- Dished out a career-best three assists in the victory over North Carolina A&T.
- Scored a season high five points in the Legends Classic title game with North-western.
- Matched his career high in rebounds by pulling down six in the Legends Classic semifinal with Colorado.
- Played a then-season high 12 minutes vs. Loyola Maryland with two points, two assists and two rebounds.

TORRES GAMES WITH...

Category	17-18	Career
Double Figure Pts	0	1
20-Plus Points	0	0
30-Plus Points	0	0
10-Plus Rebounds	0	0
10-Plus Assists	0	0
Double-Double	0	0

2015-16

- Provided instant energy off the Irish bench.
- Played a season-high 14 minutes at Virginia.

2014-15

- Played in 27 contests in second season with Irish program after not seeing action during his freshman season in 2013-14.
- Averaged 2.1 ppg.(55 points) and 1.6 rebounds (28 rebounds) in 7.1 minutes per game.
- Played in 14 ACC contests and averaged 5.4 minutes in those games.
- Played 10-plus minutes in 10 contests.
- Reached double figures for the first time in his career against Purdue at the Crossroads Classic in Indianapolis, scoring a career-high 11 points.

PERSONAL

- Full name is Austin Michael Torres.
- Born in South Bend, Indiana.
- Son of Rick and Brenda Torres with younger brother, Anthony and younger sister, Alyssa.
- Mother Brenda is a Notre Dame graduate and played soccer for the Fighting Irish women's soccer team (1990-93).
- Grandfather Bernie Gorski attended Notre Dame.
- Represents men's basketball team on Notre Dame Student-Athlete Advisory Council (SAAC).
- Graduated in May of 2017 with a degree in management consulting from the Mendoza College of Business. Currently focused on graduate studies toward an eventual MBA.

TORRES GAME-BY-GAME STATISTICS

	Opponent	FG-A	3FG-A	FT-A	O-D-R	PF	TP	A	TO	B	S	Min
11/11	at DePaul				DNP							
11/13	Mount St. Mary's				DNP							
11/16	Chicago State	0-0	0-0	0-2	0-3-3	2	0	1	0	1	0	8
11/20	vs. Chaminade	1-1	0-0	0-0	0-1-1	0	2	0	0	1	0	7
11/21	vs. LSU	0-0	0-0	0-0	0-0-0	0	0	0	0	1	0	3
11/22	vs. Wichita State	0-0	0-0	0-0	2-0-2	0	0	0	0	0	0	4
11/30	at Michigan State	1-1	0-0	0-0	1-0-1	4	2	0	1	0	0	9
12/3	St. Francis Brooklyn	0-1	0-0	0-0	1-1-2	1	0	0	1	1	1	9
12/5	Ball State	0-0	0-0	0-0	0-0-0	1	0	0	0	0	0	1
12/9	at Delaware	1-1	0-0	0-0	0-1-1	2	2	1	0	0	0	8
12/16	vs. Indiana	0-0	0-0	0-2	0-0-0	0	0	0	0	0	0	2
12/19	Dartmouth				DNP							
12/21	SE Louisiana	2-3	0-0	0-0	0-2-2	1	4	0	1	0	0	9
12/30	Georgia Tech				DNP							
1/3	NC State	2-2	0-0	1-1	1-3-4	2	5	0	1	1	2	16
1/6	*at Syracuse	1-1	0-0	0-0	0-0-0	2	2	0	1	0	0	14
1/10	at Georgia Tech	1-2	0-0	0-0	0-1-1	1	2	2	1	0	0	13
1/13	North Carolina	0-3	0-0	0-0	2-3-5	3	0	0	0	0	0	13
1/16	Louisville	0-1	0-0	0-0	4-2-6	1	0	2	1	0	2	21
1/20	*at Clemson	1-2	0-0	0-0	2-1-3	3	2	0	2	0	0	11
1/27	Virginia Tech	1-1	0-0	1-2	0-4-4	3	3	0	1	0	0	12
1/29	at Duke	1-5	0-0	0-1	1-1-2	0	2	2	0	1	2	18
2/3	at NC State	4-5	0-0	1-3	1-5-6	3	9	0	1	2	0	27
2/6	*Boston College	2-5	0-0	0-0	2-1-3	2	4	1	0	0	0	11
2/10	*Florida State	0-1	0-0	0-0	0-4-4	2	0	0	0	0	0	18
2/12	*at North Carolina	1-2	0-0	0-2	1-3-4	3	2	0	0	0	0	13
2/17	at Boston College	1-1	0-0	0-0	0-1-1	2	2	0	0	2	0	11
2/19	Miami (FL)	4-4	0-0	0-0	1-3-4	3	8	1	0	0	1	13
2/24	at Wake Forest	1-1	0-0	0-0	0-1-1	2	2	0	1	0	0	5
2/28	Pittsburgh	3-3	0-0	0-3	1-1-2	1	6	1	0	0	0	9
3/3	at Virginia				DNP							
3/6	vs. Pittsburgh				DNP							
3/7	vs. Virginia Tech	1-2	0-0	0-0	2-4-6	1	2	0	1	0	0	13
3/8	vs. Duke	0-0	0-0	0-0	0-0-0	3	0	0	0	0	1	5

* - games started

TORRES SEASON/CAREER HIGHS

Category	17-18 Season	Career
Points	9 at NC State (2/3/18)	11 vs. Purdue (12/20/14)
Rebounds	6 three times	6 five times
Assists	2 three times	3 NC A&T (12/4/16)
Steals	2 twice	4 UMass Lowell (11/21/15)
Blocks	2 twice	2 five times
FGM	4 at NC State (2/3/18)	4 three times
3FGM	-	-
FTM	1 twice	3 vs. Purdue (12/20/14)
Minutes	27 at NC State (2/3/18)	27 at NC State (2/3/18)

CAREER STATISTICS

Season	gp-gs	min/avg	Total		3-Point		F-Throws		Rebounds				Scoring							
			fg-fga	pct	fg-fga	pct	ft-fta	pct	off	def	tot	avg	pf	fo	ast	to	blk	stl	pts	avg
2014-15	27-0	192/7.1	24-35	.686	0-0	.000	7-10	.700	17	27	44	1.6	21	0	4	6	1	3	55	2.0
2015-16	27-0	120/4.4	10-20	.500	0-0	.000	4-10	.400	15	10	25	0.9	20	1	3	6	5	9	24	0.9
2016-17	36-1	261/7.3	21-38	.553	0-0	.000	6-18	.333	23	31	54	1.5	46	0	7	9	8	9	48	1.3
2017-18	29-5	305/10.5	29-48	.604	0-0	.000	3-16	.188	22	46	68	2.3	49	0	11	14	10	9	61	2.1
TOTAL	119-6	878/7.4	84-141	.596	0-0	.000	20-54	.370	77	114	191	1.6	136	1	25	35	24	30	188	1.6

CONFERENCE STATISTICS

Season	gp-gs	min/avg	Total		3-Point		F-Throws		Rebounds				Scoring							
			fg-fga	pct	fg-fga	pct	ft-fta	pct	off	def	tot	avg	pf	fo	ast	to	blk	stl	pts	avg
2014-15	14-0	75/5.4	10-15	.667	0-0	.000	1-3	.333	5	8	13	0.9	13	0	2	0	0	2	21	1.5
2015-16	15-0	68/4.5	3-9	.333	0-0	.000	1-4	.250	8	5	13	0.9	11	1	2	3	0	4	7	0.5
2016-17	18-1	129/7.2	12-19	.632	0-0	.000	3-10	.300	14	16	30	1.7	22	0	1	4	4	4	27	1.5
2017-18	17-5	227/13.4	23-39	.590	0-0	.000	3-12	.250	16	34	50	2.9	34	0	9	10	6	7	49	2.9
TOTAL	64-6	499/7.8	48-82	.585	0-0	.000	8-29	.276	43	63	106	1.7	80	1	14	17	10	17	104	1.6



3

D.J. Harvey

Guard | 6-6 1/2 | 220 | Freshman
Bowie, MD | DeMatha

MIKE BREY ON HARVEY

"We need to get him ready because we are going to need him. His ability to score and rebound will be a key for us. He is physically ready to play ACC basketball as a freshman and we are going to need him to stretch the floor because he is a shooting threat."

2017-18

- Will have surgery in Chicago the week of February 26, 2018, and will be sidelined for six to eight months. Preliminary return date set for October 1, 2018.
- Suffered a set back on the road to recovery in practice on Friday, Feb. 16 after being on pace to return at Boston College.
- Injured his left knee in the first half of the game against Louisville, leaving the game after playing just seven minutes. Is out of the Irish lineup indefinitely and has missed the past seven games.
- Flirted with his first career double-double against North Carolina, finishing with nine points and eight rebounds.
- Overcame a tough shooting day at Syracuse to grab a career-best nine rebounds while playing a career-high 31 minutes.
- Made his first career start (after the loss of Bonzie Colson due to injury) and responded with a career-high 17 points, three 3FGs and 30 minutes played in the victory over NC State.
- Hit double-figure scoring for second time this season against Chaminade in the Maui Invitational, shooting 4-for-5 from the field with 12 points and two assists.
- Poured in an early career-high 16 points in 22 minutes in the victory over Chicago State on Nov. 16.
- Made his debut in an Irish uniform to score seven points off the bench in the season-opening victory at DePaul.

HIGH SCHOOL

- Averaged 17.3 points, 8.7 rebounds and 2.9 assists during his senior year at DeMatha High School.
- Led DeMatha to 118 wins in his four years at the school, third all-time behind Pittsburgh guard James Robinson (122) and former Kentucky guard Keith Bogans (120).
- A 2014 and 2015 first-team All-D.C. Metro Selection.
- Ranked as the number one player in the state of Maryland by 24/7 Sports and MaxPreps.
- National player rankings included #21 (MaxPreps), #43 (SI.com), #43 (Scout), #44 (24/7 Sports), #47 (ESPN) and #51 (Rivals).
- Joined former Irish All-American Adrian Dantley as the only DeMatha players to start a varsity game as a true freshman.
- Averaged 15.4 points and 7.0 rebounds during his junior season.
- Continues a strong DeMatha connection to Notre Dame basketball, with Irish head coach Mike Brey, associate head coach Rod Balanis, Jerian Grant (2012-15), Sid Catlett (1968-71), Bob Whitmore (1966-69) and Dantley (1969-70) all playing for the Stags.
- Whitmore was in attendance at DeMatha High School when Harvey signed his letter of intent to enroll at Notre Dame.

PERSONAL

- Full name is Darren Scott Harvey.
- Son of Darren and Yelonda Harvey.
- Enrolled in the First Year of Studies.

HARVEY GAMES WITH...

Category	17-18	Career
Double Figure Pts	4	4
20-Plus Points	0	0
30-Plus Points	0	0
10-Plus Rebounds	0	0
10-Plus Assists	0	0
Double-Double	0	0

HARVEY GAME-BY-GAME STATISTICS

	Opponent	FG-A	3FG-A	FT-A	O-D-R	PF	TP	A	TO	B	S	Min
11/11	at DePaul	3-4	1-1	0-0	0-3-3	2	7	0	0	0	0	16
11/13	Mount St. Mary's	3-5	0-1	0-0	0-3-3	0	6	2	0	1	0	24
11/16	Chicago State	5-8	2-4	4-5	2-2-4	1	16	2	1	0	1	22
11/20	vs. Chaminade	4-5	1-2	3-3	1-1-2	1	12	2	1	0	0	19
11/21	vs. LSU	2-4	1-3	0-1	1-2-3	0	5	0	0	1	1	20
11/22	vs. Wichita State	1-3	0-1	0-0	0-0-0	0	2	0	0	0	0	13
11/30	at Michigan State	0-3	0-1	0-0	1-2-3	1	0	0	1	0	0	16
12/3	St. Francis Brooklyn	2-6	1-2	5-6	0-3-3	0	10	0	1	0	1	24
12/5	Ball State	0-1	0-0	0-0	0-1-1	1	0	0	1	0	0	7
12/9	at Delaware	2-4	1-1	0-0	0-3-3	2	5	0	0	0	0	9
12/16	vs. Indiana	1-1	0-0	1-2	0-0-0	0	3	0	0	0	0	11
12/19	Dartmouth	1-5	0-3	1-1	1-3-4	3	3	1	1	0	2	13
12/21	SE Louisiana	1-7	0-3	1-2	0-2-2	0	3	0	0	1	0	20
12/30	Georgia Tech	0-0	0-0	0-0	0-0-0	1	0	0	0	0	0	5
1/3	*NC State	6-9	3-4	2-4	0-3-3	3	17	1	1	0	2	30
1/6	*at Syracuse	1-14	1-7	1-2	4-5-9	2	4	0	2	0	2	31
1/10	*at Georgia Tech	2-6	2-5	0-2	0-3-3	3	6	1	2	0	1	21
1/13	*North Carolina	4-13	1-6	0-1	4-4-8	1	9	2	0	0	0	37
1/16	*Louisville	1-2	1-1	0-0	0-2-2	0	3	0	0	0	1	7
1/20	at Clemson				DNP							
1/27	Virginia Tech				DNP							
1/29	at Duke				DNP							
2/3	at NC State				DNP							
2/6	Boston College				DNP							
2/10	Florida State				DNP							
2/12	at North Carolina				DNP							
2/17	at Boston College				DNP							
2/19	Miami (FL)				DNP							
2/24	at Wake Forest				DNP							
2/28	Pittsburgh				DNP							
3/3	at Virginia				DNP							
3/6	vs. Pittsburgh				DNP							
3/7	vs. Virginia Tech				DNP							
3/8	vs. Duke				DNP							

* - game started

HARVEY SEASON/CAREER HIGHS


Category	17-18 Season	Career
Points	17 NC State (1/3/17)	17 NC State (1/3/17)
Rebounds	9 at Syracuse (1/6/18)	9 at Syracuse (1/6/18)
Assists	3 Dartmouth (12/19/17)	3 Dartmouth (12/19/17)
Steals	2 three times	2 three times
Blocks	1 twice	1 twice
FGM	6 NC State (1/3/17)	6 NC State (1/3/17)
3FGM	3 NC State (1/3/17)	3 NC State (1/3/17)
FTM	5 St. Francis Brooklyn (12/3/17)	5 St. Francis Brooklyn (12/3/17)
Minutes	37 North Carolina (1/13/18)	37 North Carolina (1/13/18)

CAREER STATISTICS

Season	gp-gs		Total		3-Point		F-Throws		Rebounds				Scoring												
	gp	gs	min	avg	fg-fga	pct	fg-fga	pct	ft-fta	pct	off	def	tot	avg	pf	fo	ast	to	blk	stl	pts	avg			
2017-18	19	5	345	18.2	39	100	.390	15	45	.333	18	29	.621	14	42	56	2.9	21	0	11	11	3	11	111	5.8
TOTAL	19	5	345	18.2	39	100	.390	15	45	.333	18	29	.621	14	42	56	2.9	21	0	11	11	3	11	111	5.8

CONFERENCE STATISTICS

Season	gp-gs	min/avg	fg-fga	pct	fg-fga	pct	ft-fta	pct	off	def	tot	avg	pf	fo	ast	to	blk	stl	pts	avg					
2017-18	6	5	131	21.8	14	44	.318	8	23	.348	3	9	.333	8	17	25	4.2	10	0	4	5	0	6	39	6.5
TOTAL	6	5	131	21.8	14	44	.318	8	23	.348	3	9	.333	8	17	25	4.2	10	0	4	5	0	6	39	6.5



5

Matt Farrell

Guard | 6-1 | 175 | Senior
Bridgewater, NJ | Point Pleasant Beach

MIKE BREY ON FARRELL

"The ultimate quarterback for our system. We will ask him to be more vocal this year because he is a senior. He needs to hunt his shot a little more early in the clock and not defer, because we are going to need scoring out of him."

HONORS AND AWARDS

- 2018 All-ACC Third Team
- 2017-18 Wooden Award Top 50 (Top CBB Player)
- 2017-18 Naismith Award Watch List (Top CBB Player)
- 2017-18 Bob Cousy Award Watch List (Top CBB PG)
- 2017 Maui Invitational Tournament Most Valuable Player
- 2017 Maui Invitational All-Tournament Team
- 2017 ACC All-Tournament First Team
- 2017 All-ACC Honorable Mention
- 2017 Notre Dame Playmaker of the Year
- 2016 Legends Classic Tournament Most Valuable Player
- 2016 Legends Classic All-Tournament Team
- 2016 ACC Academic Honor Roll
- NBCSports.com Midseason All-American (third team)

2017-18

- Averaged 17.0 points and 6.67 assists per game in the ACC tournament, including his second career double-double against Duke in the quarterfinal, finishing with 11 points and a career-high 12 assists.
- Poured in 17 points with three assists, eight free throws and three three-point field goals in the second half to key Notre Dame's 21-point comeback against Virginia Tech in the second round of the ACC tournament.
- Hit the game-winning 3FG with 5.8 seconds remaining at Wake Forest, releasing the deep attempt in front of the Irish bench as the shot clock expired. The game winner highlighted a 21-point, six-assist effort.
- Became the 62nd Notre Dame player to reach 1,000 points in a career against Wake Forest.
- Pulled down a career-best six rebounds with six assists and 16 points vs. Miami (FL).
- Posted a historical shooting day at Boston College, connecting on his first nine 3FGA, eventually finishing 10-12 from three-point range to match the school record for 3FGM in a game on the way to a career-high 37 points on 12-of-17 shooting overall.
- The 10 3FGM match Kyle McAlarney's 10 (10-18) against North Carolina at the Maui Invitational in 2008 as the Notre Dame record.
- The first Notre Dame player in school history to connect on his first nine 3FGA in a single game.
- Set the Conte Forum record for 3FGM by an opponent with 10.
- The 10 3FGM are also the high for an ACC player this season.
- Led the Irish to victory over Florida State with 28 points on 10-of-15 shooting with six 3FGM and five assists.
- Returned to familiar form against Boston College, hitting five 3FGs with 19 points and a team-high seven assists.
- Back in the starting lineup at NC State on Feb. 2, eventually shaking off the rust to finish with a team-high 16 points, four 3FGs and nine points in the second half.
- Suffered a set back in his return from a sprained ankle when an MRI revealed a bone bruise in the same ankle, sidelining him for the Virginia Tech and Duke games.
- Returned to the starting lineup against Louisville and played a career-high 48 minutes, scoring 23 points with eight assists.
- Sidelined for the games at Syracuse and Georgia Tech and at home against North Carolina while recovering from a sprained ankle, missing the first games of his career due to injury.
- Limited to 15 minutes due to a sprained ankle in the victory over NC State, ending his streak of scoring in double digits in all previous 14 Irish games in 2017-18.
- Scored 22 points with six assists in the victory over Dartmouth, connecting

onf four 3FGs (fifth time Farrell has connected on four-or-more 3FGs in a game this season).

- Embraced team's up-tempo attack at Delaware, scoring a game-high 24 points - 14 coming in the second half - and shooting 5-of-7 from 3FG range with seven assists as the Irish cruised to a 24-point victory.
- Dominated the point guard position during the 2017 Maui Jim Maui Invitational, earning tournament MVP honors - the second consecutive in-season tournament MVP award for Farrell (2016 Legends Classic).
- Played 39 minutes in the come-from-behind victory over No. 6/6 Wichita State, including the possible play-of-the-game with his third steal in the back-court and assist to Bonzie Colson with just under a minute remaining - cutting Wichita State's lead to one point.
- Posted a career-best 27 points in the Maui Invitational opener against Cham-inade, shooting 9-of-12 from the field.
- Dictated the pace of Notre Dame's dominating victory over LSU with eight points and five assists in the first half - eventually finishing with 17 points in the game.
- Put up 18 points, five rebounds, four assists and a career-high five steals in the victory over Chicago State on Nov. 16.
- Scored 13 points against Mount St. Mary's, 10 of those coming in the second half.
- Continued to show in penchant for big second half performances in the season opener, scoring 12 of his 15 points in the second half of the victory at DePaul, including 4-of-5 from three-point range while playing all 20 minutes.

2016-17

- One of the most improved players in the nation during the 2016-17 college basketball season.
- Finished with 16 points, four assists and four rebounds in the NCAA first-round victory over Princeton.
- Dished off 17 assists (5.6 pg) in three games during the ACC Championship, while scoring 14.0 ppg on the way to earning first-team all-tournament honors.
- Posted another great second-half effort in the victory over Georgia Tech, scoring 14 of his 17 points while hitting a career-high nine free throws.
- Dished out his 200th career assist at NC State, reaching the 200-assist milestone in 71 games played.
- Keyed Notre Dame's 10-point second-half comeback at Boston College with 11 points, three 3FGs (part of a career-high five 3FGs) and three steals.
- Posted second nine-assist game of the ACC campaign against No. 14/15 Florida State at Purcell Pavilion, while also scoring 15 points and matching career high with 5 rebounds.
- Shook off another tough first half at No. 10/12 Florida State to score 11 points with seven assists and just one turnover (after committing five in the first half).
- Rebounded from a tough first half against Clemson to shoot 4-of-6 in the second half (3-of-4 from 3FG) with 12 points, three assists, two steals and the game-sealing 3FG with :09 seconds left in the 75-70 victory.
- Faced the Louisville pressure defense and came up with a 22 points, eight free throws, three rebounds and two assists.
- Hit four 3FGs at Pittsburgh (his first career regular season ACC game start) ending with 16 points and the game-winning assist, finding Steve Vasturia in the corner as the clock wound down in overtime on a drive into the paint. Vasturia hit the game-winning three pointer with 2.5 remaining.
- One of the best players on the floor in the battle with No. 15/16 Purdue in the Crossroads Classic, scoring a career-high 22 points while adding a career-best 10 assists to record his first career double-double.
- The 20-point 10-assist performance was the first for Notre Dame since Jerian Grant accomplished the feat in the 2015 ACC Championship game against North Carolina.
- The first Notre Dame player in the Mike Brey era to connect on his first 27 free throw attempts of the season.
- String of 31 consecutive successful free throw attempts, dating back to the 2015-16 season, was snapped in the Saint Peter's game when he missed the front end of a flagrant foul call.
- Named the Legends Classic Tournament Most Valuable Player for his performance in the semifinals and finals at the Barclays Center (the site of his first two career starts with the Irish in the 2016 NCAA Tournament) averaging 19 points, six assists and two steals in the two victories.
- Scored Notre Dame's final five points in a come-from-behind victory over Northwestern in the Legends Classic championship game, including a drive-circus-shot 'and-one' to give Notre Dame the lead. His two free throws after

grabbing a key defensive rebound sealed the four-point victory.

- Broke out for a career game in the Legends Classic semifinal with Colorado, scoring a career-high 20 points with six assists and three steals.

2015-16

- First four career starts came in Notre Dame's run to the Elite Eight in the 2015-16 NCAA Tournament.
- Finished the four-game stretch averaging 26.8 minutes, 6.5 ppg and 3.5 apg.
- Scored 10 points in the ACC/Big Ten Challenge victory at Illinois (12/2/15), his first career game in double-figures.
- Saw action in 28 games during the season.
- Played with the East Coast All-Stars in the summer of 2016, traveling to Italy and helping the team to a 3-1 record, averaging 11.5 ppg and 4.3 apg.

PERSONAL

- Full name is Matthew Thomas Farrell.
- Born in New Brunswick, New Jersey.
- Son of Robert and Michelle Farrell along with his older brother, Robert III.
- Brother, Robert "Bo" Farrell, was a 1st Lieutenant in the 3rd Cavalry Regiment currently stationed at OB Fenty, Jalalabad, Afghanistan during a part of the 2016-17 basketball season.
- Bo surprised Matt by returning early from overseas in a reunion that made headlines across the country after the Colgate game on Dec. 19, 2016.
- Grandfather Robert Farrell Sr. is a 1958 Notre Dame graduate, who passed away on Feb. 24, 2018.
- Enrolled in the College of Arts and Letters with a major in film, television and theatre.

CAREER STATISTICS

Season	gp-gs		Total		3-Point		F-Throws		Rebounds				Scoring												
	gp	gs	min	avg	fg	fga	pct	fg	fga	pct	ft	f	fta	pct	off	def	tot	avg	pf	fo	ast	to	blk	stl	pts
2014-15	15	0	62	4.1	3	13	.231	1	6	.167	7	8	.875	0	6	6	0.4	3	0	7	3	0	2	14	0.9
2015-16	28	4	374	13.4	23	63	.365	11	34	.324	15	17	.882	6	15	21	0.8	25	0	45	17	0	5	72	2.6
2016-17	36	36	1238	34.4	172	384	.448	81	193	.420	81	102	.794	9	63	72	2.0	71	0	196	91	5	51	506	14.1
2017-18	29	29	1037	35.8	160	378	.423	96	241	.398	71	87	.816	6	66	72	2.5	41	0	159	67	2	30	487	16.8
TOTAL	108	69	2711	25.1	358	838	.427	189	474	.399	174	214	.813	21	150	171	1.6	140	0	407	178	7	88	1079	10.0

CONFERENCE STATISTICS

2014-15	5	0	13	2.6	0	3	.000	0	2	.000	2	2	1.000	0	2	2	0.4	0	0	1	1	0	1	2	0.4
2015-16	11	0	60	5.5	1	8	.125	1	4	.250	0	0	.000	1	1	2	0.2	5	0	9	3	0	2	3	0.3
2016-17	18	18	650	36.1	88	204	.431	48	106	.453	45	59	.763	5	32	37	2.1	38	0	94	51	2	30	269	14.9
2017-18	13	13	463	35.6	72	180	.400	51	125	.408	22	29	.759	3	34	37	2.8	17	0	71	31	1	12	217	16.7
TOTAL	47	31	1186	25.2	161	395	.408	100	237	.422	69	90	.767	9	69	78	1.7	60	0	175	86	3	45	491	10.4

FARRELL GAME-BY-GAME STATISTICS

	Opponent	FG-A	3FG-A	FT-A	O-D-R	PF	TP	A	TB	S	Min
11/11	*at DePaul	5-11	5-9	0-1	0-1-1	3	15	2	4	0	39
11/13	*Mount St. Mary's	5-15	2-6	1-1	1-2-3	2	13	5	0	0	32
11/16	*Chicago State	6-14	1-6	5-5	2-3-5	1	18	4	1	0	27
11/20	*vs. Chamaine	9-12	4-7	5-7	0-0-0	2	27	4	4	0	30
11/21	*vs. LSU	5-14	4-10	3-3	0-1-1	0	17	7	1	0	31
11/22	*vs. Wichita State	6-14	2-4	1-1	0-4-4	1	15	4	5	0	39
11/30	*at Michigan State	4-8	2-5	0-0	0-1-1	1	10	7	3	0	38
12/3	*St. Francis Brooklyn	4-14	0-8	4-6	0-3-3	1	12	4	0	0	32
12/5	*Ball State	4-9	2-4	4-4	0-0-0	1	14	8	0	0	39
12/9	*at Delaware	8-13	5-7	3-3	0-2-2	2	24	7	3	1	37
12/16	*vs. Indiana	5-14	2-8	3-3	0-4-4	4	15	8	1	0	45
12/19	*Dartmouth	8-13	4-6	2-3	0-1-1	1	22	6	6	0	39
12/21	*SE Louisiana	6-10	2-6	3-4	0-1-1	1	17	2	2	0	31
12/30	*Georgia Tech	3-12	3-8	1-2	1-4-5	0	10	1	1	0	36
1/3	*NC State	3-5	3-5	0-0	0-1-1	0	9	4	1	0	15
1/6	at Syracuse				DNP						
1/10	at Georgia Tech				DNP						
1/13	North Carolina				DNP						
1/16	*Louisville	8-25	4-14	3-3	1-2-3	1	23	8	5	0	48
1/20	*at Clemson	2-11	2-10	0-0	1-4-5	4	6	6	2	0	32
1/27	Virginia Tech				DNP						
1/29	at Duke				DNP						
2/3	*at NC State	5-13	4-10	2-2	0-2-2	0	16	2	5	0	32
2/6	*Boston College	7-15	5-11	0-4	0-1-1	3	19	7	2	1	38
2/10	*Florida State	10-15	6-10	2-2	0-4-4	3	28	5	3	0	34
2/12	*at North Carolina	3-18	1-12	2-3	0-1-1	2	9	9	0	0	37
2/17	*at Boston College	12-17	10-12	3-4	0-4-4	1	37	7	2	0	40
2/19	*Miami (FL)	5-9	4-8	2-2	0-6-6	0	16	6	3	0	40
2/24	*at Wake Forest	6-13	4-9	5-5	0-2-2	0	21	6	3	0	36
2/28	*Pittsburgh	5-12	2-5	2-2	0-2-2	1	14	3	1	0	37
3/3	*at Virginia	3-15	3-11	0-0	0-1-1	2	9	4	2	0	34
3/6	vs. Pittsburgh	4-11	3-8	7-9	0-2-2	2	18	3	2	0	37
3/7	vs. Virginia Tech	5-13	4-11	8-8	0-5-5	2	22	5	3	0	39
3/8	vs. Duke	4-13	3-11	0-0	0-2-2	0	11	12	1	0	39

* - games started

FARRELL GAMES WITH...

Category	17-18	Career
Double Figure Pts	25	56
20-Plus Points	8	11
30-Plus Points	1	1
10-Plus Rebounds	0	0
10-Plus Assists	1	2
Double-Double	1	2

FARRELL SEASON/CAREER HIGHS

Category	17-18 Season	Career
Points	37 at Boston College (2/17/18)	37 at Boston College (2/17/18)
Rebounds	6 Miami (FL) (2/19/18)	6 Miami (FL) (2/19/18)
Assists	12 vs. Duke (3/8/18)	12 vs. Duke (3/8/18)
Steals	5 Chicago State (11/16/17)	5 Chicago State (11/16/17)
Blocks	1 twice	2 Chicago State (11/26/16)
FGM	12 at Boston College (2/17/18)	12 at Boston College (2/17/18)
3FGM	10 at Boston College (2/17/18)	10 at Boston College (2/17/18)
FTM	8 vs. Virginia Tech (3/7/18)	9 Georgia Tech (2/26/17)
Minutes	48 Louisville (1/16/18)	48 Louisville (1/16/18)

CAREER STAT RANKINGS

ASSISTS

10	Chris Quinn	428
11	John Paxson	411
12	MATT FARRELL	407
13	Jackie Meehan	395
14	Admore White	390
15	Jimmy Dillion	387
16	Kyle McAlamey	376

THREE POINT FIELD GOALS MADE

9	V.J. Beachem	228
10	Steve Vasturia	190
11	MATT FARRELL	189
12	Jerian Grant	179
13	Eric Atkins	178
14	Ryan Ayers	170
15	Martin Ingelsby	167

THREE POINT PERCENTAGE

9	Rob Kurz	.409
10	Russell Carter	.4064
11	David Rivers	.4060
12	Colin Falls	.401
13	MATT FARRELL	.399
14	Matt Ryan	.398
15	Keith Friel	.397
16	Matt Carroll	.395
17	V.J. Beachem	.392
18	Pat Connaughton	.386



10

T.J. Gibbs

Guard | 6-3 / 188 | Sophomore
Scotch Plains, NJ | Seton Hall Prep

MIKE BREY ON GIBBS

"T.J. will have an increased offensive role as he becomes more of a main guy and a starter. He needs to take the open shot and not turn it down because he is a good shooter. His energy and attacking style of play will help us."

HONORS AND AWARDS

- 2017-18 ACC Player of the Week (Jan. 8, 2018)
- 2016-17 All-ACC Academic Team
- 2017 ACC Academic Honor Roll
- 2017 Notre Dame Newcomer of the Year

2017-18

- One of three Irish players to score 20 points at Wake Forest, including 11 in the second half
- Shook off a tough shooting start to finish with 19 points and several key plays down the stretch of the victory over Florida State.
- Posted perhaps his finest game in an Irish uniform against Boston College, scoring a career-best 28 points with five 3FGs, 8-for-11 from the field, five rebounds and three assists.
- Continued to play big minutes, logging 38 or more minutes for the eighth straight game at Duke, leading the team with 22 points.
- Went all 40 minutes with a career-high 27 points, five assists and five 3FGs against Virginia Tech - including a half court shot to end the first half.
- Played 38 minutes or more at No. 20/18 Clemson, scoring 18 points with four rebounds and two assists.
- Played a career-high 48 minutes in the double overtime loss to Louisville, finishing with 12 points and two steals.
- Scored 19 points with six assists and five rebounds in the battle vs. North Carolina.
- Dished out a career-high-matching seven assists in the loss at Georgia Tech.
- Earned first ACC Player of the Week award on Monday, Jan. 8, 2018 after leading the Irish to a 2-0 week in the ACC with wins over NC State and at Syracuse, averaging 20.0 ppg, 5.5 rpg and 4.5 apg.
- Carried the Irish through a tough-shooting first half at Syracuse, finishing the first 20 minutes 5-of-10 from the floor with 14 points and three rebounds. The effort kept the Irish in the game, as the rest of the team would finish 1-19 from the floor in the eventual 51-49 victory.
- His two free throws with 2:25 remaining gave Notre Dame its first lead of the game at Syracuse since the Irish were up 1-0 in the early minutes of the contest.
- Stepped up in the victory over NC State, with both Bonzie Colson and Matt Farrell sidelined with injuries, to score 22 points with career-best seven rebounds and shot 7-of-8 from the free throw line.
- Posted one of the best all-around games of his career against Southeastern Louisiana, setting career-highs for rebounds (5), assists (5), steals (4) and free throws made (6-6) in the victory over the Lions.
- Scored 17 points on 5-of-8 shooting in a career-high 42 minutes in the overtime loss vs. Indiana in the Crosroads Classic.
- Broke out for 21 points in the victory at Delaware, shooting 4-of-7 from 3FG range in 38 minutes.
- The key scorer in Notre Dame's victory over LSU in the Maui Invitational, scoring 26 points with six three pointers and four assists.
- Poured in 23 points against Chicago State on 8-of-11 shooting, including four three-point field goals and three free throws.
- Led the Irish to a season-opening victory at DePaul with a then career-high 21 points on 7-of-11 shooting with four three-point field goals and zero turnovers in a career-high 38 minutes of action.

GIBBS GAMES WITH...

Category	17-18	Career
Double Figure Pts	27	32
20-Plus Points	9	9
30-Plus Points	0	0
10-Plus Rebounds	0	0
10-Plus Assists	0	0
Double-Double	0	0

2016-17

- Provided a spark off the bench against Boston College with four points, a team-high four assists, three rebounds and two steals - including both steals during a 15-0 run in the first half to help Notre Dame take control of the game.
- Made his first career start vs. No. 14/15 Florida State, logging 21 minutes, five points, two assists and a career-high matching four rebounds.
- Came off the bench to score 12 points, including 2-for-2 from 3FG range against No. 21/21 Duke.
- Played a career-high 25 minutes, scoring 12 points (first back-to-back double-digit scoring games of his career) at No. 10/12 Florida State, shooting 4-of-5 from the field with two 3FGs.
- Delivered huge bench minutes in the victory at Virginia Tech, scoring a career-high 13 points, shooting 5-of-7 from the floor.
- Played a key role in the road victory at Pittsburgh - his first career ACC game - stepping up in the second half off the bench to tie the game at 49-49 with a three pointer (13:32 remaining). Also deflected a handful of passes at the top of the 2-3 zone, allowing the Irish to get key defensive stops.
- Logged 20 minutes, scored 12 points and dished off a career-high seven assists in the victory over North Carolina A&T.
- Was all over the court in the victory over Seattle, scoring 11 points and leading the team in assists (five) and steals (three).
- Made his first career appearance in an Irish uniform in the season-opening victory over Bryant, playing 18 minutes, scoring his first career field goal, free throw, assist and steal against the Bulldogs.

HIGH SCHOOL

- All-time leading scorer in Seton Hall Prep school history.
- First team all-state selection in 2015-16 after leading Seton Hall prep to a 29-1 record, averaging 20.6 ppg, 4.2 rpg, 3.6 apg and 2.4 spg.
- Participated in the Kentucky Derby All-Star Game in Louisville, Ky., and won the event's three-point shooting competition.
- Invited to play in the Capital Classic in Washington, D.C.

PERSONAL

- Full name is Temple Dupree Gibbs Junior.
- Son of Temple and Jacqui Gibbs along with older brothers Ashton and Sterling.
- Father, Temple, played football at Temple University.
- Brother, Ashton, played basketball at the University of Pittsburgh and currently plays for Österreichische Basketball Bundesliga in the Austria Basketball League.
- Brother, Sterling, played basketball at Texas, Seton Hall and Connecticut and was a member of the Washington Wizards NBA Summer League team in 2016.
- One of the few freshman players of the Brey era to take on 18 hours in first semester at Notre Dame and finish with a GPA over 3.0.
- Enrolled in the College of Arts and Letters with a major in film, television and theatre.

GIBBS GAME-BY-GAME STATISTICS

	Opponent	FG-A	3FG-A	FT-A	O-D-R	PF	TP	A	B	S	Min
11/11	*at DePaul	7-11	4-7	3-4	0-2-2	2	21	3	0	0	38
11/13	*Mount St. Mary's	3-8	0-2	3-3	0-2-2	2	9	2	1	0	34
11/16	*Chicago State	8-11	4-7	3-3	0-1-1	2	23	3	1	0	28
11/20	*vs. Chaminade	2-7	1-3	2-4	0-4-4	1	7	3	2	0	32
11/21	*vs. LSU	9-15	6-10	2-2	2-1-3	1	26	4	0	0	32
11/22	*vs. Wichita State	2-6	1-1	2-2	0-2-2	2	7	4	1	0	38
11/30	*at Michigan State	4-11	2-4	1-4	0-2-2	3	11	3	1	0	36
12/3	*St. Francis Brooklyn	3-7	2-3	2-5	1-1-2	0	10	3	1	0	32
12/5	*Ball State	2-6	1-3	3-6	1-1-2	3	8	2	3	0	39
12/9	*at Delaware	6-12	4-7	5-5	0-2-2	2	21	1	1	0	38
12/16	*vs. Indiana	5-8	3-5	4-6	1-2-3	2	17	1	2	0	42
12/19	*Dartmouth	2-8	1-4	4-4	0-1-1	0	9	3	2	0	37
12/21	*SE Louisiana	6-14	0-6	6-6	1-4-5	0	18	5	0	0	42
12/30	*Georgia Tech	3-8	2-4	2-2	0-2-2	3	10	1	1	0	36
1/3	*NC State	6-12	3-6	7-8	0-7-7	0	22	5	3	0	38
1/6	*at Syracuse	6-16	2-9	4-4	3-1-4	2	18	4	1	0	40
1/10	*at Georgia Tech	4-12	1-4	2-2	2-1-3	1	11	7	2	0	40
1/13	*North Carolina	6-20	3-6	4-4	1-4-5	3	19	6	3	0	39
1/16	*Louisville	5-17	2-9	0-0	2-1-3	2	12	2	2	1	48
1/20	*at Clemson	7-16	2-8	2-2	1-3-4	3	18	2	2	0	40
1/27	*Virginia Tech	8-20	5-10	6-6	1-1-2	3	27	5	5	0	40
1/29	*at Duke	6-16	1-6	9-10	0-4-4	1	22	4	2	0	39
2/3	*at NC State	4-12	3-7	3-5	0-1-1	2	14	1	0	0	37
2/6	*Boston College	8-11	5-7	7-7	0-5-5	3	28	3	1	0	40
2/10	*Florida State	5-16	2-7	7-7	0-3-3	1	19	1	0	1	37
2/12	*at North Carolina	1-9	1-3	7-9	3-0-3	4	10	3	2	0	38
2/17	*at Boston College	6-10	2-4	1-2	0-0-0	1	15	2	3	0	40
2/19	*Miami (FL)	4-7	1-3	2-2	1-1-2	1	11	2	2	0	40
2/24	*at Wake Forest	5-12	3-8	7-7	1-1-2	0	20	3	2	0	37
2/28	*Pittsburgh	4-13	4-9	2-2	1-1-2	0	14	3	2	0	37
3/3	*at Virginia	2-7	1-3	3-5	0-3-3	4	8	3	1	0	38
3/6	vs. Pittsburgh	3-10	0-4	5-6	0-3-3	2	11	1	1	0	38
3/7	vs. Virginia Tech	3-10	3-7	4-4	0-3-3	0	13	7	2	0	40
3/8	vs. Duke	4-10	1-6	0-1	0-1-1	2	9	4	0	0	40

* - games started

GIBBS SEASON/CAREER HIGHS

Category	17-18 Season	Career
Points	28 Boston College (2/6/18)	28 Boston College (2/6/18)
Rebounds	7 NC State (1/3/18)	7 NC State (1/3/18)
Assists	7 twice	7 three times
Steals	4 SE Louisiana (12/21/17)	4 SE Louisiana (12/21/17)
Blocks	1 Florida State (2/10/18)	1 twice
FGM	9 vs. LSU (11/21/17)	9 vs. LSU (11/21/17)
3FGM	6 vs. LSU (11/21/17)	6 vs. LSU (11/21/17)
FTM	9 at Duke (1/29/18)	9 at Duke (1/29/18)
Minutes	48 Louisville (1/16/18)	48 Louisville (1/16/18)

CAREER STATISTICS

Season	gp-gs	min/avg	Total		3-Point		F-Throws		Rebounds				Scoring							
			fg-fga	pct	fg-fga	pct	ft-fta	pct	off	def	tot	avg	pf	fo	ast	to	blk	stl	pts	avg
2016-17	36-1	539/15.0	51-136	.375	17-53	.321	49-59	.831	12	41	53	1.5	49	0	62	28	2	26	168	4.7
2017-18	34-34	1280/37.6	159-388	.410	76-192	.396	124-149	.832	22	71	93	2.7	58	0	106	52	2	33	518	15.2
TOTAL	70-35	1819/26.0	210-524	.401	93-245	.380	173-208	.832	34	112	146	2.1	107	0	168	80	4	59	686	9.8

CONFERENCE STATISTICS

Season	gp-gs	min/avg	Total		3-Point		F-Throws		Rebounds				Scoring							
			fg-fga	pct	fg-fga	pct	ft-fta	pct	off	def	tot	avg	pf	fo	ast	to	blk	stl	pts	avg
2016-17	18-1	297/16.5	27-80	.338	7-26	.269	28-33	.848	7	20	27	1.5	30	0	25	16	0	16	89	4.9
2017-18	18-18	704/39.1	90-234	.385	43-113	.381	75-84	.893	16	39	55	3.1	34	0	57	34	2	16	298	16.6
TOTAL	36-19	1001/27.8	117-314	.373	50-139	.360	103-117	.880	23	59	82	2.3	64	0	82	50	2	32	387	10.8



11

Juwan Durham

Forward | 6-11 ½ / 218 | Sophomore
Tampa, FL | Tampa Prep

MIKE BREY ON DURHAM

"Juwan will focus on getting methodically better every day, get stronger and get a feel for how we play. I love the fact that Ryan Humphrey will be his tutor over the next eight months."

2017-18

- Will sit out the 2017-18 season due to NCAA transfer regulations.

FRESHMAN SEASON AT CONNECTICUT (2016-17)

- Played 28 games at Connecticut in 2016-17, averaging 8.3 minutes, 1.6 points and 1.5 rebounds per game.
- Played a season-high 25 minutes with three blocks against Chaminade in the Maui Invitational and posted a season-high eight points against USF on February 8, 2017.

HIGH SCHOOL

- Averaged 22.9 points, 10.2 rebounds, and 4.7 blocks during his junior season before tearing the ACL in his right knee during a regional semifinal game in February.
- Did not play competitively from February, 2015, through the start of the 2016-17 college basketball season.
- Played three seasons at Tampa Prep under coach Joe Fenlon.
- Was the Florida 3A Player of the Year as a sophomore and junior.
- Played AAU ball for Team Breakdown Elite out of North Lauderdale, Florida.
- Prep recruiting service rankings - Rivals #47, ESPN 100 #52, Scout #85.

PERSONAL

- Full name is Juwan Josiah Larry Durham.
- Son of Charisse Hargrett and Larry Durham.
- Has four younger sisters and a younger brother.
- Named to the Headmaster's Honor Roll at Tampa Prep.
- Enrolled in the College of Arts and Letters with a major in film, television and theatre.

DURHAM GAMES WITH...

Category	16-17	Career
Double Figure Pts	0	0
20-Plus Points	0	0
30-Plus Points	0	0
10-Plus Rebounds	0	0
10-Plus Assists	0	0
Double-Double	0	0

DURHAM GAME-BY-GAME STATISTICS

	Opponent	FG-A	3FG-A	FT-A	O-D-R	PF	TP	A	TO	B	S	Min
11/11	at DePaul				DNP							
11/13	Mount St. Mary's				DNP							
11/16	Chicago State				DNP							
11/20	vs. Chaminade				DNP							
11/21	vs. LSU				DNP							
11/22	vs. Wichita State				DNP							
11/30	at Michigan State				DNP							
12/3	St. Francis Brooklyn				DNP							
12/5	Ball State				DNP							
12/9	at Delaware				DNP							
12/16	vs. Indiana				DNP							
12/19	Dartmouth				DNP							
12/21	SE Louisiana				DNP							
12/30	Georgia Tech				DNP							
1/3	NC State				DNP							
1/6	at Syracuse				DNP							
1/10	at Georgia Tech				DNP							
1/13	North Carolina				DNP							
1/16	Louisville				DNP							
1/20	at Clemson				DNP							
1/27	Virginia Tech				DNP							
1/29	at Duke				DNP							
2/3	at NC State				DNP							
2/6	Boston College				DNP							
2/10	Florida State				DNP							
2/12	at North Carolina				DNP							
2/17	at Boston College				DNP							
2/19	Miami (FL)				DNP							
2/24	at Wake Forest				DNP							
2/28	Pittsburgh				DNP							
3/3	at Virginia				DNP							
3/6	vs. Pittsburgh				DNP							
3/7	vs. Virginia Tech				DNP							
3/8	vs. Duke				DNP							

DURHAM SEASON/CAREER HIGHS

Category	16-17 Season	Career
Points	8 USF (3/9/17)	8 USF (3/9/17)
Rebounds	5 at Memphis (1/5/17)	5 at Memphis (1/5/17)
Assists	2 twice	2 twice
Steals	1 three times	1 three times
Blocks	3 vs. Chaminade (11/22/16)	3 vs. Chaminade (11/22/16)
FGM	3 at USF (3/9/17)	3 at USF (3/9/17)
3FGM	1 twice	1 twice
FTM	2 at USF (3/9/17)	2 at USF (3/9/17)
Minutes	25 vs. Chaminade (11/22/16)	25 vs. Chaminade (11/22/16)



12

Elijah Burns

Forward | 6-8 / 238 | Sophomore
Troy, NY | Blair Academy (NJ)

MIKE BREY ON BURNS

"He needs to bring us physicality in the post and give us depth down there with the ability to guard. He is easy to play with. He also has really developed into being able to make the 15 to 18 foot jump shot. I love that he has court vision and is a good passer."

HONORS AND AWARDS

- 2016 ACC Academic Honor Roll

2017-18

- Matched his career-high for rebounds (7) in just 11 minutes of action against Pittsburgh.
- Contributed a solid 13 minutes in the win over Florida State with five points and two rebounds. His shot-clock-beating jumper at the top of the key with 6:58 left put the Irish up five points at a key time in the contest.
- Played 19 minutes (second-highest total of his career) at Duke.
- Logged solid minutes against Virginia Tech and pulled down a career-high seven rebounds, including three offensive boards.
- Made his first career start at Georgia Tech, finishing with two points and three rebounds in 15 minutes of action.
- Played the best game of his career back in his home state at Syracuse, logging a career-high 21 minutes with seven points - and made two key plays down the stretch of the victory.
- His put back with 4:45 remaining cut the Syracuse lead to one point and he followed with two clutch free throws with 59 seconds remaining to put the Irish up 49-46 in the game's final minute. The Irish would go on to win 51-49.
- Grabbed a career-best six rebounds in 13 minutes of action against South-eastern Louisiana.
- Broke out for seven points against Mount St. Mary's, playing a career-high 15 minutes and hitting his first career three-point field goal.
- First big man off the bench in Notre Dame's season-opening victory at DePaul.

2016-17

- Athletic front court player who has a bright future in the program.
- Ended up appearing in 11 games during his first active year with the program, including four ACC game appearances.
- Logged eight minutes of action against North Carolina A&T.
- Recorded his first official field goal, a dunk, in the victory over Chicago State also while collecting a career-best three rebounds.
- Saw his first action in a Notre Dame uniform in the season-opening victory over Bryant, playing six minutes and hitting five-of-six free throws.

2015-16

- Did not play in 2015-16 after recovering from offseason ankle surgery.

PERSONAL

- Full name is Elijah Ross Burns.
- Born in Troy, New York.
- Son of Harold and Dolores Burns along with older brother, Jordan.
- Participated in a National Youth Leadership Conference.
- Enrolled in the College of Arts and Letters with a major in psychology.

BURNS GAMES WITH...

Category	17-18	Career
Double Figure Pts	0	0
20-Plus Points	0	0
30-Plus Points	0	0
10-Plus Rebounds	0	0
10-Plus Assists	0	0
Double-Double	0	0

BURNS GAME-BY-GAME STATISTICS

	Opponent	FG-A	3FG-A	FT-A	O-D-R	PF	TP	A	TO	B	S	Min
11/11	at DePaul	0-1	0-0	0-0	0-1-1	1	0	0	0	0	0	5
11/13	Mount St. Mary's	2-4	1-1	2-2	2-2-4	1	7	0	1	0	0	15
11/16	Chicago State	1-2	0-0	2-2	1-2-3	3	4	0	0	0	0	12
11/20	vs. Chaminade	0-1	0-0	1-2	0-2-2	1	1	1	1	0	1	11
11/21	vs. LSU	2-4	0-0	0-0	2-0-2	0	4	0	0	0	2	12
11/22	vs. Wichita State	0-0	0-0	0-0	0-1-1	1	0	0	0	0	0	8
11/30	at Michigan State	0-1	0-0	0-0	0-0-0	1	0	0	0	0	0	6
12/3	St. Francis Brooklyn	1-1	0-0	0-0	0-1-1	1	2	0	0	0	0	8
12/5	Ball State				DNP							
12/9	at Delaware	0-0	0-0	0-0	0-1-1	0	0	0	0	0	0	2
12/16	vs. Indiana				DNP							
12/19	Dartmouth	0-0	0-0	0-0	0-2-2	0	0	0	1	0	0	3
12/21	SE Louisiana	0-0	0-0	0-0	0-6-6	0	0	0	0	1	0	13
12/30	Georgia Tech	0-0	0-0	0-0	0-1-1	0	0	0	0	0	0	3
1/3	NC State	1-2	0-1	1-2	1-1-2	0	3	3	0	0	0	12
1/6	at Syracuse	1-4	0-0	5-6	2-0-2	0	7	0	2	1	0	21
1/10	*at Georgia Tech	0-4	0-1	2-2	1-2-3	1	2	0	1	0	1	15
1/13	North Carolina	1-3	0-0	0-0	0-0-0	0	2	0	0	0	0	9
1/16	Louisville	0-0	0-0	0-0	0-1-1	1	0	0	1	0	0	2
1/20	at Clemson	2-3	0-0	0-0	1-2-3	1	4	0	1	0	0	10
1/27	Virginia Tech	0-2	0-0	2-2	3-4-7	0	2	0	1	0	0	15
1/29	at Duke	1-4	0-1	2-2	1-1-2	1	4	0	0	0	0	19
2/3	at NC State	1-2	0-0	1-2	0-1-1	1	3	1	3	0	0	12
2/6	Boston College	0-0	0-0	0-0	0-1-1	0	0	0	0	0	0	4
2/10	Florida State	2-2	0-0	1-2	0-2-2	1	5	0	0	0	1	13
2/12	at North Carolina	1-2	0-0	1-2	0-2-2	1	3	0	0	0	0	15
2/17	at Boston College	1-1	0-0	0-0	0-1-1	0	2	0	0	0	0	9
2/19	Miami (FL)	1-3	0-0	1-1	2-2-4	3	3	2	2	0	0	17
2/24	at Wake Forest	1-3	0-0	0-0	0-3-3	0	2	0	0	1	0	17
2/28	Pittsburgh	2-2	0-0	1-1	3-4-7	0	5	0	0	0	0	11
3/3	at Virginia				DNP							
3/6	vs. Pittsburgh				DNP							
3/7	vs. Virginia Tech				DNP							
3/8	vs. Duke	1-3	0-0	1-2	0-1-1	0	3	0	0	0	0	9

* - games started

BURNS SEASON/CAREER HIGHS


Category	17-18 Season	Career
Points	7 twice	7 twice
Rebounds	7 twice	7 twice
Assists	3 NC State (1/3/18)	3 NC State (1/3/18)
Steals	2 vs. LSU (11/21/17)	2 vs. LSU (11/21/17)
Blocks	1 SE Louisiana (12/21/17)	1 twice
FGM	2 twice	2 twice
3FGM	1 Mount St. Mary's (11/13/17)	1 Mount St. Mary's (11/13/17)
FTM	5 at Syracuse (1/6/18)	5 at Syracuse (1/6/18)
Minutes	21 at Syracuse (1/6/18)	21 at Syracuse (1/6/18)

CAREER STATISTICS

Season	gp-gs	min/avg	Total		3-Point		F-Throws		Rebounds				Scoring							
			fg-fga	pct	fg-fga	pct	ft-fta	pct	off	def	tot	avg	pf	fo	ast	to	blk	stl	pts	avg
2016-17	11-0	44/4.0	1-4	.250	0-1	.000	7-8	.875	5	5	10	0.9	5	0	1	2	1	2	9	0.8
2017-18	29-1	308/10.6	22-54	.407	1-4	.250	23-30	.767	19	47	66	2.3	19	0	7	14	3	6	68	2.3
TOTAL	40-1	352/8.8	23-58	.397	1-5	.200	30-38	.789	24	52	76	1.9	24	0	8	16	4	8	77	1.9

CONFERENCE STATISTICS

Season	gp-gs	min/avg	Total		3-Point		F-Throws		Rebounds				Scoring							
			fg-fga	pct	fg-fga	pct	ft-fta	pct	off	def	tot	avg	pf	fo	ast	to	blk	stl	pts	avg
2016-17	4-0	5/1.3	0-0	.000	0-0	.000	0-0	.000	0	0	0	0.0	0	0	1	0	0	1	0	0.0
2017-18	17-1	204/12.0	15-37	.405	0-3	.000	17-22	.773	14	28	42	2.5	10	0	6	11	2	2	47	2.8
TOTAL	21-1	209/10.0	15-37	.405	0-3	.000	17-22	.773	14	28	42	2.0	10	0	7	11	2	3	47	2.2



13

Nikola Djogo

Guard | 6-7 / 211 | Sophomore
Hamilton, Ontario | Athlete Institute Prep

MIKE BREY ON DJOGO

"The mystery man. One of the things that makes Nik important is that we lost shooting with (the graduation) of (V.J.) Beachem and (Steve) Vasturia. He is a shot maker and has shot it well. He has to take better care of the ball and he has made improvement there. A little bit of an x-factor for us because of his shooting ability."

HONORS AND AWARDS

- 2017 ACC Academic Honor Roll

2017-18

- Played 34 turnover-free minutes at Wake Forest while pulling down a career-best nine rebounds.
- With Rex Pflueger missing the Miami (FL) game due to injury, played a career-high 37 minutes against the Hurricanes, scoring seven points and grabbing a career-best five rebounds.
- Stepped up in a crucial time in the second half at Boston College with Rex Pflueger sidelined after taking a hard fall on a drive to the basket. Took over defensive responsibilities for BC's Jerome Robinson while also making key plays on offense - including a big 3FGM when BC had cut the Irish lead to nine points with 5:32 remaining in the game.
- Hit double-digit scoring for the second time in his career at No. 4/5 Duke, finishing with 10 points.
- Made his first career start against Virginia Tech, becoming the first Canadian-born player to start at game at Notre Dame. Finished by playing a career-high 34 minutes with three points, two blocks and a steal.
- Stepped up in the battle with No. 20/18 North Carolina, scoring a career-high 12 points with four rebounds - hitting back-to-back 3FGs late in the game to give the Irish a six-point lead in an eventual one-point loss.
- Played 24 minutes at Georgia Tech and responded with a career-high five points and three rebounds.
- Missed the game against Southeastern Louisiana while he recovered from an illness.
- Logged seven key minutes vs. Indiana in the Crossroads Classic, finishing with three points and two rebounds.
- Saw his earliest playing time of the year at Delaware, as he was the second substitute to enter the game in the first half, finished with a 3FG in four minutes of action.
- Connected on his first career three-point field goal in the victory over LSU at the 2017 Maui Invitational.
- Played a career-high 10 minutes in the victory over Chicago State, dishing out four assists.
- Made his Notre Dame debut in the second half against Mount St. Mary's.

2016-17 OUTLOOK

- Sat out the 2016-17 season to preserve a year of eligibility.

HIGH SCHOOL

- Attended Saltfleet for his freshman through junior season before transferring to Athlete Institute Prep for his final year of prep competition.
- Averaged 18 points, 10 rebounds and seven assists in his junior season at Saltfleet, helping them to the Triple A OFSAA Championship (equal of state championship in United States).
- Helped Athletes Institute win the inaugural OSBA Championship in 2016.
- Also competed in volleyball and soccer during his prep career.

DJOGO GAMES WITH...

Category	17-18	Career
Double Figure Pts	2	2
20-Plus Points	0	0
30-Plus Points	0	0
10-Plus Rebounds	0	0
10-Plus Assists	0	0
Double-Double	0	0

PERSONAL

- Full name is Nikola Djogo.
- Born in Hamilton, Ontario, Canada.
- Son of Djordje and Zana Djogo, along with older sister Anja.
- Parents moved from the former Yugoslavia to Ontario, Canada, to escape the Yugoslav Civil War fought throughout the 1990s.
- Enrolled in the Mendoza College of Business.

DJOGO GAME-BY-GAME STATISTICS

	Opponent	FG-A	3FG-A	FT-A	O-D-R	PF	TP	A	TO	B	S	Min
11/11	at DePaul				DNP							
11/13	Mount St. Mary's	0-0	0-0	0-0	0-0-0	1	0	0	0	0	0	3
11/16	Chicago State	0-0	0-0	2-4	0-0-0	1	2	4	2	0	0	10
11/20	vs. Chaminade	0-2	0-1	0-0	0-0-0	1	0	0	0	0	0	4
11/21	vs. LSU	1-1	1-1	0-0	0-0-0	1	3	1	0	0	0	5
11/22	vs. Wichita State				DNP							
11/30	at Michigan State	0-0	0-0	0-0	0-0-0	0	0	0	0	0	0	1
12/3	St. Francis Brooklyn	0-1	0-0	0-0	1-0-1	0	0	0	0	0	0	3
12/5	Ball State				DNP							
12/9	at Delaware	1-2	1-2	0-0	0-0-0	0	3	0	0	0	0	4
12/16	vs. Indiana	1-3	1-2	0-0	1-1-2	1	3	0	0	0	0	7
12/19	Dartmouth	0-0	0-0	0-0	0-0-0	1	0	0	0	0	0	4
12/21	SE Louisiana				DNP							
12/30	Georgia Tech	0-2	0-1	1-2	1-1-2	0	1	1	0	0	0	8
1/3	NC State	1-4	0-1	0-0	1-1-2	3	2	1	2	1	0	13
1/6	at Syracuse	0-0	0-0	0-0	0-0-0	1	0	1	0	0	0	10
1/10	at Georgia Tech	2-7	1-4	0-2	1-2-3	0	5	0	0	0	0	24
1/13	North Carolina	4-7	3-6	1-2	1-3-4	0	12	0	1	0	0	25
1/16	Louisville	2-7	1-4	2-3	1-3-4	2	7	2	1	1	1	29
1/20	at Clemson	0-2	0-2	0-0	0-1-1	0	0	0	0	0	0	24
1/27	*Virginia Tech	1-7	1-6	0-0	0-2-2	0	3	1	0	2	1	34
1/29	*at Duke	4-12	1-6	1-1	3-1-4	1	10	1	1	0	1	30
2/3	at NC State	0-4	0-3	0-0	2-2-4	2	0	0	1	1	1	20
2/6	Boston College	0-1	0-1	0-0	0-0-0	1	0	1	0	0	0	12
2/10	Florida State	1-2	0-1	0-0	0-3-3	3	2	1	2	0	0	16
2/12	at North Carolina	1-1	1-1	0-2	0-0-0	0	3	1	0	0	0	10
2/17	at Boston College	3-3	1-1	2-3	0-2-2	2	9	1	0	0	0	20
2/19	*Miami (FL)	3-11	1-4	0-0	2-3-5	1	7	3	2	0	0	37
2/24	at Wake Forest	0-4	0-2	2-2	1-8-9	4	2	0	0	0	1	34
2/28	Pittsburgh	1-4	0-2	0-0	1-6-7	0	2	2	1	2	0	19
3/3	at Virginia	0-0	0-0	0-0	0-1-1	1	0	0	0	0	0	16
3/6	vs. Pittsburgh	0-1	0-0	0-0	0-1-1	0	0	0	0	0	0	20
3/7	vs. Virginia Tech	0-2	0-1	0-0	0-1-1	3	0	0	0	0	0	12
3/8	vs. Duke	0-0	0-0	0-0	0-0-0	0	0	1	0	0	1	3

* - games started

DJOGO SEASON/CAREER HIGHS

Category	17-18 Season	Career
Points	12 North Carolina (1/13/18)	12 North Carolina (1/13/18)
Rebounds	9 at Wake Forest (2/24/18)	9 at Wake Forest (2/24/18)
Assists	4 Chicago State (11/16/17)	4 Chicago State (11/16/17)
Steals	1 four times	1 four times
Blocks	2 Virginia Tech (1/27/18)	2 Virginia Tech (1/27/18)
FGM	4 twice	4 twice
3FGM	3 North Carolina (1/13/18)	3 North Carolina (1/13/18)
FTM	2 three times	2 three times
Minutes	37 Miami (FL) (2/19/18)	37 Miami (FL) (2/19/18)

CAREER STATISTICS

Season	gp-gs	min/avg	Total		3-Point		F-Throws		Rebounds				Scoring							
			fg-fga	pct	fg-fga	pct	ft-fta	pct	off	def	tot	avg	pf	fo	ast	to	blk	stl	pts	avg
2017-18	30-3	457/15.2	26-90	.289	13-52	.250	11-21	.524	16	42	58	1.9	30	0	20	15	7	7	76	2.5
TOTAL	30-3	457/15.2	26-90	.289	13-52	.250	11-21	.524	16	42	58	1.9	30	0	20	15	7	7	76	2.5

CONFERENCE STATISTICS

Season	gp-gs	min/avg	Total		3-Point		F-Throws		Rebounds				Scoring							
			fg-fga	pct	fg-fga	pct	ft-fta	pct	off	def	tot	avg	pf	fo	ast	to	blk	stl	pts	avg
2017-18	18-3	381/21.2	23-78	.295	10-45	.222	9-17	.529	14	39	53	2.9	21	0	15	12	7	6	65	3.6
TOTAL	18-3	381/21.2	23-78	.295	10-45	.222	9-17	.529	14	39	53	2.9	21	0	15	12	7	6	65	3.6



21

Matt Gregory

Forward | 6-8 / 204 | Senior
Avon, IN | Cathedral

MIKE BREY ON GREGORY

"Matt needs to lead. He has as good of a feel for our culture and our standards as anyone in the program. He is a voice of reason. I love his maturity and what he brings to the locker room on a day-to-day basis."

AWARDS AND HONORS

- 2017 NABC Academic Honor Roll
- 2015, 2016, 2017 ACC Academic Honor Roll

2017-18

- Played a career-high six minutes in the victory over Chicago State on Nov. 11, hitting his first career three-point field goal.
- Awarded a scholarship in the summer of 2017.

2016-17

- Finished his third season as a walk-on member of the Irish roster.
- Saw action in the team's first two victories of the season over Bryant and Seattle and the win over Chicago State.
- Valuable practice player who can play both on the perimeter and inside during the team workouts.

2015-16

- Saw action in four games during the season, playing a minute each versus St. Francis, UMass-Lowell, Boston College and Wake Forest.

2014-15

- Played in 11 contests during his rookie season.
- Scored first career field goal in the win over Chicago State (11/29/14).
- Saw action in one Atlantic Coast Conference game against Florida State (12/13/14).
- Played a career-high five minutes versus Mount Saint Mary's (12/9/14).

PERSONAL

- Full name is Matthew Robert Gregory
- Born in Indianapolis, Indiana.
- Son of Kevin and Susan Gregory along with younger sister, Annie.
- His father is the chief meteorologist at WRTV-6 in Indianapolis and played tennis at Purdue where he earned all-Big Ten honors and received the Big Ten Medal of Honor.
- Valedictorian of Cathedral High School class of 2014.
- Recipient of Joe Dezellan Award, given annually to male and female varsity top senior athlete at Cathedral.
- Represents men's basketball on Notre Dame Student-Athlete Advisory Council (SAAC).
- Enrolled in the College of Arts and Letters with a dual major in pre-professional studies, psychology and environmental science.

GREGORY GAMES WITH...

Category	17-18	Career
Double Figure Pts	0	0
20-Plus Points	0	0
30-Plus Points	0	0
10-Plus Rebounds	0	0
10-Plus Assists	0	0
Double-Double	0	0

GREGORY GAME-BY-GAME STATISTICS

	Opponent	FG-A	3FG-A	FT-A	O-D-R	PF	TP	A	TB	S	Min
11/11	at DePaul				DNP						
11/13	Mount St. Mary's	0-0	0-0	0-0	0-0-0	0	0	0	0	0	1
11/16	Chicago State	1-1	1-1	0-0	0-1-1	0	3	0	0	0	6
11/20	vs. Chamaine	0-1	0-1	0-0	0-1-1	0	0	0	0	0	2
11/21	vs. LSU	0-1	0-1	0-0	0-0-0	0	0	0	0	0	4
11/22	vs. Wichita State				DNP						
11/30	at Michigan State	0-0	0-0	0-0	0-0-0	0	0	0	0	0	1
12/3	St. Francis Brooklyn	0-0	0-0	0-0	0-0-0	0	0	0	0	0	1
12/5	Ball State				DNP						
12/9	at Delaware	0-0	0-0	0-0	0-0-0	0	0	0	0	0	2
12/16	vs. Indiana				DNP						
12/19	Dartmouth				DNP						
12/21	SE Louisiana	0-1	0-0	0-0	0-0-0	0	0	0	0	0	3
12/30	Georgia Tech				DNP						
1/3	NC State	0-0	0-0	0-0	0-0-0	0	0	0	0	0	2
1/6	at Syracuse				DNP						
1/10	at Georgia Tech				DNP						
1/13	North Carolina				DNP						
1/16	Louisville				DNP						
1/20	at Clemson				DNP						
1/27	Virginia Tech				DNP						
1/29	at Duke	0-0	0-0	0-0	0-0-0	0	0	0	0	0	2
2/3	at NC State	0-0	0-0	0-0	0-0-0	0	0	0	0	0	2
2/6	Boston College				DNP						
2/10	Florida State	0-0	0-0	0-0	0-0-0	0	0	0	0	0	1
2/12	at North Carolina	0-2	0-1	0-0	1-0-1	0	0	0	0	0	1
2/17	at Boston College				DNP						
2/19	Miami (FL)				DNP						
2/24	at Wake Forest				DNP						
2/28	Pittsburgh	0-4	0-2	0-0	0-0-0	1	0	0	0	0	2
3/3	at Virginia				DNP						
3/6	vs. Pittsburgh				DNP						
3/7	vs. Virginia Tech				DNP						
3/8	vs. Duke	0-0	0-0	0-0	0-0-0	0	0	0	0	0	1

GREGORY SEASON/CAREER HIGHS

Category	17-18 Season	Career
Points	3 Chicago State (11/16/17)	2 Chicago State (11/29/14)
Rebounds	1 twice	1 four times
Assists	—	—
Steals	—	—
Blocks	—	—
FGM	1 Chicago State (11/16/17)	1 twice
3FGM	1 Chicago State (11/16/17)	1 Chicago State (11/16/17)
FTM	—	2 Fairleigh Dickinson (12/6/14)
Minutes	6 Chicago State (11/16/17)	6 Chicago State (11/16/17)

CAREER STATISTICS

Season	gp-gs		Total		3-Point		F-Throws		Rebounds				Scoring									
	gp	gs	fg-fga	pct	fg-fga	pct	ft-fta	pct	off	def	tot	avg	pf	fo	ast	to	blk	stl	pts	avg		
2014-15	11	0	21	1.9	1-3	.333	0-0	.000	2-4	.500	1	2	3	0.3	0	0	0	1	0	0	4	0.4
2015-16	5	0	6	1.2	0-3	.000	0-2	.000	0-0	.000	0	0	0	0.0	0	0	0	0	0	0	0	0.0
2016-17	5	0	6	1.2	0-4	.000	0-4	.000	0-0	.000	0	0	0	0.0	0	0	0	0	0	0	0	0.0
2017-18	15	0	29	1.9	1-10	.100	1-6	.167	0-0	.000	1	2	3	0.2	1	0	0	0	0	0	3	0.2
TOTAL	36	0	62	1.7	2-20	.100	1-12	.083	2-4	.500	2	4	6	0.2	1	0	0	1	0	0	7	0.2

CONFERENCE STATISTICS

Season	gp-gs		Total		3-Point		F-Throws		Rebounds				Scoring									
	gp	gs	fg-fga	pct	fg-fga	pct	ft-fta	pct	off	def	tot	avg	pf	fo	ast	to	blk	stl	pts	avg		
2014-15	1	0	1	1.0	0-0	.000	0-0	.000	0	0	0	0.0	0	0	0	0	0	0	0	0	0	0.0
2015-16	2	0	2	1.0	0-1	.000	0-1	.000	0	0	0	0.0	0	0	0	0	0	0	0	0	0	0.0
2016-17	1	0	1	1.0	0-0	.000	0-0	.000	0	0	0	0.0	0	0	0	0	0	0	0	0	0	0.0
2017-18	6	0	9	1.5	0-6	.000	0-3	.000	1	0	1	0.2	1	0	0	0	0	0	0	0	0	0.0
TOTAL	10	0	13	1.3	0-7	.000	0-4	.000	1	0	1	0.1	1	0	0	0	0	0	0	0	0	0.0



23
Martinus Geben
 Forward | 6-10 / 252 | Senior
 Vilnius, Lithuania | St. Maria Goretti (MD)

MIKE BREY ON GEBEN

"Martinus needs to continue to play confidently like he did while winning the gold medal at the World University Games and that starts with post defense and rebounding. I think he becomes a little more of a post scorer for us this year."

HONORS AND AWARDS

- 2017 Notre Dame Knute Rockne Scholar-Athlete
- 2016 ACC Academic Honor Roll

2017-18

- Turned in a solid performance at No. 1/1 Virginia, scoring 14 points with 10 rebounds for his sixth career double-double.
- Just missed his sixth career double-double with nine points and 13 rebounds against Pittsburgh.
- Played perhaps the best all-around game of his career at Wake Forest, leading the Irish with 22 points, 14 rebounds and five dunks. His steal and subsequent two free throws with 3.6 seconds remaining sealed the 76-71 come-from-behind victory.
- Led the Irish with 19 points, while grabbing seven rebounds, against Miami (FL).
- Shook off early foul trouble at North Carolina to score 18 points with seven rebounds in just 17 minutes of action.
- Earned fourth double-double of his career against Boston College with 16 points and 11 rebounds, including a late-game clutch turnaround left-handed hook shot.
- Has scored in double figures in 10 of the last 14 games while also pulling down nine or more rebounds in 10 of his last 15 games played.
- Posted the finest performance of his career against Louisville, with career-highs of points (22), rebounds (17) and minutes played (42).
- His 11 offensive rebounds against Louisville is a school record (since offensive rebounds were separated from total rebounds in NCAA stats for the 1986-87 season) and just the third Irish player to grab double-digit offensive rebounds in a game.
- His 11 offensive rebounds also helped the Irish post a school record 26 offensive boards against the Cardinals.
- Arguably the best player on the court at Georgia Tech, scoring a career-high 16 points with nine rebounds, two blocks and two steals.
- Has stepped up after the loss of Bonzie Colson to injury, posting career-highs in rebounds (13 vs. NC State, then 14 at Syracuse) and points (16 at Georgia Tech) in Colson's absence.
- Made a key defensive play in the final seconds of the victory at Syracuse, picking up a loose ball and throwing an outlet pass to T.J. Gibbs - whose lay up attempt was put back in with two seconds remaining by Rex Pflueger.
- Strong in the high post against Syracuse, dishing out a career-high four assists.
- Posted second career double-double vs. NC State with 10 points and a career-best 13 rebounds.
- Played a great second half against Georgia Tech, scoring 10 of his 12 points (4-of-5 shooting) with five rebounds and an assist.
- Continued his solid play by posting his first career double-double vs. St. Francis Brooklyn, logging a career-best 14 points with 10 rebounds.
- Played a solid 24 minutes at No. 3/3 Michigan State, scoring eight points with five rebounds and two blocks.
- Connected on the game-winning free throws with two seconds remaining to cap Notre Dame's come-from-behind 67-66 victory over No. 6/6 Wichita State in the 2017 Maui Invitational championship game.
- Earned his trip to the line on an out-of-bounds play, setting two screens then rolling to the basket and drawing a desperation foul.
- The Maui Invitational championship game ended up as Geben's best game at Notre Dame, matching his career-highs with 12 points and three assists while playing a season-high 25 minutes.
- Including the victory over LSU in Maui, Geben posted his first back-to-back double-digit scoring games of his career.
- Finished 11-for-12 from the floor in the three games of the Maui Invitational.
- A key member of the Lithuanian Student National Team that earned a gold medal at the 2017 World University Games in Taipei, Taiwan, with a victory over the United States (rep-

GEBEN GAMES WITH...

Category	17-18	Career
Double Figure Pts	19	21
20-Plus Points	2	2
30-Plus Points	0	0
10-Plus Rebounds	10	11
10-Plus Assists	0	0
Double-Double	6	6

2016-17

- Paint protector and enforcer down low who is equally adept at setting picks and defending them.
- Praised by head coach Mike Brey after his effort at Louisville, grabbing four rebounds and playing 16 minutes off the bench. His rebound dunk against the Cardinals cut the Louisville lead to four points with 1:29 remaining.
- Had his best performance off the bench vs. Boston College with six points and four rebounds in 10 minutes.
- Posted perhaps most complete game in an Irish uniform at Pittsburgh, just missing first career double-double with 10 points and nine rebounds - and hitting all of his field goal (4-for-4) and free throw (2-for-2) attempts.
- His 28 minutes played at Pittsburgh surpassed his total for ACC play from 2015-16 and was more than half of his total (55) from his freshman season.
- Played 19 minutes with seven rebounds, four points and two blocks in the victory over Saint Peter's.
- Logged 22 minutes against No. 15/16 Purdue in the Crossroads Classic, scoring a season-high 9 points, dishing out a career-best 3 assists and connecting on 3-of-4 free throws.
- Provided an instant boost off the bench in the second half over Iowa, making key plays during a run which allowed the Irish to seize control of the victory - finished the game with nine rebounds and one block in 11 minutes of action (after two quick fouls sent him to the bench early in the game).
- Grabbed a career-high 10 rebounds in the victory over Loyola Maryland and continued to play solid interior defense.
- Set the tone in the team's win over Seattle with great post defense against the Red Hawks' 7-3 center Aaron Menzies along with a put-back dunk in the game's first few minutes.
- Made his second career start against Bryant in the season-opening victory, grabbing a career-high seven rebounds in 12 minutes of action.

2015-16

- Saw action in 16 games during the season.
- Played a season-high nine minutes in the season-opening victory over St. Francis (11/13/15).
- Fifth European player to attend Notre Dame and play for Mike Brey. The other four players were Ivan Kartelo and Jere Macura (Split, Croatia), Tom Timmermans (Driehuis, Netherlands) and Eric Katenda (Paris, France).
- Member of the East Coast All-Stars team, along with classmate Matt Farrell, that traveled to Italy in the summer of 2016 and compiled a 3-1 record. Was a dominant force in the paint for the East Coast All-Stars, averaging 15.5 and 11.3 rebounds in four games.

2014-15

- Played in 22 contests during his rookie season with the Irish.
- Made only start of the season in Notre Dame's win at Georgia Tech (1/14/15).
- Saw action in nine ACC contests during his rookie season.
- Registered career highs of 12 points and six rebounds in third game of the season versus Coppin State (11/19/14).
- Played 10-plus minutes in 10 of the 22 contests he saw action in.
- Spent time as a member of the Lithuanian National Team at the 2013 FIBA U-19 World Championship in Prague, Czech Republic, earning a bronze medal and averaging 5.9 ppg, 5.2 rpg and shooting 61 percent from the field in nine games.

PERSONAL

- Full name is Martinus Geben.
- Born in Vilnius, Lithuania.
- Son of Artur and Elena Geben along with younger sister, Karolina.
- Enrolled in the Mendoza College of Business with a major in management consulting.

resented in the tournament by the 2017-18 Purdue men's basketball team).

- Averaged 10.8 points, 6.9 rebounds and shot 53.1% from the field during the World University Games. Returned to Lithuania from July 18 through July 25, 2017, to try out for a spot on the Lithuanian Students National Team to compete at the World University Games in Taipei, Taiwan, from August 19 through August 30, 2017.
- Toured China from July 27 through August 12 with the Lithuanian Students National Team in preparation for the World University Games.

GEBEN GAME-BY-GAME STATISTICS

	Opponent	FG-A	3FG-A	FT-A	O-D-R	PF	TP	A	T	B	S	Min
11/11	*at DePaul	2-4	0-0	1-2	3-4-7	2	5	0	0	2	0	19
11/13	*Mount St. Mary's	4-5	0-0	1-1	1-1-2	0	9	1	1	2	1	15
11/16	*Chicago State	3-4	0-0	2-4	2-2-4	0	8	1	0	1	0	17
11/20	*vs. Chamaine	2-3	0-0	0-0	1-6-7	1	4	1	0	0	0	21
11/21	*vs. LSU	4-4	0-0	2-3	2-2-4	3	10	1	1	0	1	17
11/22	*vs. Wichita State	5-5	0-0	2-2	2-3-5	2	12	3	1	2	0	25
11/30	*at Michigan State	3-4	0-0	2-2	0-5-5	2	8	2	0	2	0	24
12/3	*St. Francis Brooklyn	4-6	0-0	6-6	3-7-10	0	14	0	2	1	0	27
12/5	*Ball State	4-8	0-0	4-4	1-4-5	2	12	2	1	1	2	22
12/9	*at Delaware	3-4	0-1	2-3	3-9-12	1	8	1	0	1	0	25
12/16	*vs. Indiana	1-2	0-0	0-0	1-4-5	4	2	0	1	0	0	23
12/19	*Dartmouth	3-3	0-0	7-8	3-6-9	1	13	2	5	1	0	22
12/21	*SE Louisiana	2-6	0-0	2-2	3-7-10	1	6	0	1	3	0	20
12/30	*Georgia Tech	5-8	0-0	2-2	3-2-5	2	12	1	2	0	0	25
1/3	*NC State	4-9	0-1	2-2	5-8-13	2	10	2	3	1	0	24
1/6	*at Syracuse	2-6	0-0	0-0	4-10-14	0	4	4	3	0	3	29
1/10	*at Georgia Tech	8-13	0-0	0-0	1-8-9	1	16	0	1	2	2	27
1/13	*North Carolina	4-9	1-1	5-6	7-2-9	4	14	1	1	3	0	27
1/16	*Louisville	10-13	0-0	2-5	11-6-17	3	22	1	4	0	1	42
1/20	*at Clemson	5-10	0-0	0-0	2-7-9	2	10	0	3	1	0	27
1/27	*Virginia Tech	4-10	0-0	2-2	5-4-9	3	10	1	2	1	0	29
1/29	*at Duke	3-7	0-0	2-2	2-1-3	2	8	2	3	0	2	27
2/3	*at NC State	4-8	0-0	1-2	1-5-6	4	9	2	3	0	1	26
2/6	*Boston College	5-9	0-0	6-6	3-8-11	3	16	1	1	1	0	30
2/10	*Florida State	4-6	0-0	2-2	2-6-8	2	10	0	2	0	1	28
2/12	*at North Carolina	8-9	0-0	2-2	3-4-7	2	18	0	2	1	1	17
2/17	*at Boston College	6-8	0-0	0-0	1-4-5	2	12	1	4	1	2	30
2/19	*Miami (FL)	7-11	0-0	5-5	1-6-7	2	19	0	2	2	0	28
2/24	*at Wake Forest	10-18	0-0	2-2	6-8-14	3	22	2	1	1	2	32
2/28	*Pittsburgh	3-8	0-0	3-4	4-9-13	2	9	2	1	0	0	24
3/3	*at Virginia	4-7	0-0	6-8	3-7-10	3	14	1	1	1	0	33
3/6	vs. Pittsburgh	2-6	0-0	0-0	5-4-9	4	4	2	0	0	0	23
3/7	vs. Virginia Tech	2-2	0-0	4-4	3-2-5	2	8	0	2	0	0	16
3/8	vs. Duke	6-9	0-0	2-2	5-3-8	1	14	2	2	1	0	27

* - games started

GEBEN SEASON/CAREER HIGHS

Category	17-18 Season	Career
Points	22 Louisville (1/16/18)	22 Louisville (1/16/18)
Rebounds	17 Louisville (1/16/18)	17 Louisville (1/16/18)
Assists	4 at Syracuse (1/6/18)	4 at Syracuse (1/6/18)
Steals	2 at Wake Forest (2/24/18)	2 at Wake Forest (2/24/18)
Blocks	3 twice	3 twice
FGM	10 twice	10 twice
3FGM	1 North Carolina (1/13/18)	1 North Carolina (1/13/18)
FTM	7 Dartmouth (12/19/17)	7 Dartmouth (12/19/17)
Minutes	42 Louisville (1/16/18)	42 Louisville (1/16/18)

CAREER STATISTICS

Season	Total			3-Point		F-Throws			Rebounds				Scoring						
	gp-gs	min/avg	fg-fga pct	fg-fga	pct	ft-fta	pct	off	def	tot	avg	pf	fo	ast	to	blk	stl	pts	avg
2014-15	22-1	194/8.8	11-20 .550	0-0 .000	14-20 .700	9	26	35	1.6	23	1	9	13	8	1			36	1.6
2015-16	16-0	48/3.0	6-11 .545	0-0 .000	10-10 1.000	5	10	15	0.9	11	0	0	4	2	1			22	1.4
2016-17	34-23	421/12.4	42-65 .646	0-0 .000	23-30 .767	42	73	115	3.4	66	3	25	22	11	13			107	3.1
2017-18	34-34	848/24.9	146-244 .598	1-3 .333	79-93 .849	102	174	276	8.1	68	0	39	56	31	20			372	10.9
TOTAL	106-58	1511/14.3	205-340 .603	1-3 .333	126-153 .824	158	283	441	4.2	168	4	73	95	52	35			537	5.1

CONFERENCE STATISTICS

Season	Total			3-Point		F-Throws			Rebounds				Scoring						
	gp-gs	min/avg	fg-fga pct	fg-fga	pct	ft-fta	pct	off	def	tot	avg	pf	fo	ast	to	blk	stl	pts	avg
2014-15	9-1	55/6.1	2-6 .333	0-0 .000	1-2 .500	1	8	9	1.0	8	0	3	1	1	0			5	0.6
2015-16	8-0	15/1.9	3-5 .600	0-0 .000	2-2 1.000	2	3	5	0.6	4	0	0	1	1	1			8	1.0
2016-17	16-10	187/11.7	16-26 .615	0-0 .000	11-12 .917	16	25	41	2.6	26	1	12	8	0	5			43	2.7
2017-18	18-18	505/28.1	96-169 .568	1-2 .500	42-50 .840	64	105	169	9.4	42	0	21	39	14	16			235	13.1
TOTAL	51-29	762/14.9	117-206 .568	1-2 .500	56-66 .848	83	141	224	4.4	80	1	36	49	16	22			291	5.7



25

Liam Nelligan

Guard | 6-5 / 195 | Senior
La Grange Park, IL | Benet Acad.

MIKE BREY ON NELLIGAN

"We added Liam to the roster as a walk-on because we needed more perimeter practice players for the blue team. In practice, Gibbs, Farrell and Pflueger are on the floor together a lot and I just didn't like having three big guys together on the blue team. He gives us another perimeter guy who can help us flow offensively and more in tune with the way we play."

2017-18

- Will return to the roster for the 2018-19 season as a second-year walk on and will work toward a graduate degree.
- Scored his first career field goal against Southeastern Louisiana, while pulling down a career-high two rebounds in three minutes of action.
- Saw his first career action in the final minute of the victory over Mount St. Mary's.

HIGH SCHOOL

- Standout guard for Benet Academy during his freshman and senior high school years, helping them to a runner-up finish in the Illinois Class 4A tournament in 2014.
- Averaged 12 points, eight rebounds and three assists per game as a senior.
- Earned three varsity letters in basketball along with one in baseball.
- 2014 East Suburban Catholic All-Conference selection.
- 2014 Chicago Tribune Scholar-Athlete.
- Helped the 2014 Benet Academy baseball team win the 2014 East Suburban Catholic Conference championship.
- Attended Singapore American School for his sophomore and junior high school seasons in Singapore, Singapore.
- 2013 Interscholastic Association of Southeast Asian Schools all-conference selection.
- 2013 Hong Kong International School Holiday all-tournament selection.
- Played AAU basketball for the Mercury Elite out of Northlake, Illinois.
- Was a member of the 2016 Notre Dame Bookstore Basketball championship as a teammate of 2016-17 Irish walk-on Pat Mazza.
- Brother, Connor, played football at Columbia University (2011-15).

PERSONAL

- Full name is Liam Joseph Nelligan.
- Son of Joe and Katie Nelligan.
- Joe Nelligan (1986) was a two-time captain and four-year letterwinner for the Notre Dame tennis team.
- Has three brothers and three sisters.
- Family has deep ties to the University of Notre Dame, as grandfather John Keyes (1958), father Joe (1986), brother Andrew (2011), brother Matthew (2013), uncle Kevin Keyes (1990), uncle John Breen (1985) and uncle Johnathan Kronstein (1990) are all Notre Dame graduates.
- Aunt Karen Robinson Keyes is a 1991 Notre Dame graduate and two-time Midwestern Conference Player of the Year for the Irish women's basketball team.
- Sister, Tess, is a junior at Notre Dame.
- Enrolled in the Mendoza College of Business with a major in finance.

NELLIGAN GAMES WITH...

Category	17-18	Career
Double Figure Pts	0	0
20-Plus Points	0	0
30-Plus Points	0	0
10-Plus Rebounds	0	0
10-Plus Assists	0	0
Double-Double	0	0

NELLIGAN GAME-BY-GAME STATISTICS

	Opponent	FG-A	3FG-A	FT-A	O-D-R	PF	TP	A	B	S	Min
11/11	at DePaul				DNP						
11/13	Mount St. Mary's	0-0	0-0	0-0	0-0-0	0	0	0	0	0	1
11/16	Chicago State	0-0	0-0	0-0	0-0-0	0	0	0	0	0	2
11/20	vs. Chaminade	0-1	0-1	0-0	1-0-1	0	0	0	1	0	2
11/21	vs. LSU	0-0	0-0	0-0	0-0-0	0	0	0	0	0	2
11/22	vs. Wichita State				DNP						
11/30	at Michigan State				DNP						
12/3	St. Francis Brooklyn				DNP						
12/5	Ball State				DNP						
12/9	at Delaware				DNP						
12/16	vs. Indiana				DNP						
12/19	Dartmouth				DNP						
12/21	SE Louisiana	1-1	0-0	0-0	1-1-2	0	2	0	0	0	3
12/30	Georgia Tech				DNP						
1/3	NC State	0-0	0-0	0-0	0-0-0	0	0	0	0	0	2
1/6	at Syracuse				DNP						
1/10	at Georgia Tech				DNP						
1/13	North Carolina				DNP						
1/16	Louisville				DNP						
1/20	at Clemson				DNP						
1/27	Virginia Tech										
1/29	at Duke	0-0	0-0	0-0	0-0-0	0	0	0	0	0	2
2/3	at NC State	0-0	0-0	0-0	0-0-0	0	0	0	1	0	1
2/6	Boston College				DNP						
2/10	Florida State	0-0	0-0	0-0	0-0-0	0	0	0	0	0	1
2/12	at North Carolina	0-0	0-0	0-0	0-0-0	0	0	0	0	0	1
2/17	at Boston College				DNP						
2/19	Miami (FL)				DNP						
2/24	at Wake Forest				DNP						
2/28	Pittsburgh	0-0	0-0	0-0	0-0-0	0	0	0	0	0	1
3/3	at Virginia				DNP						
3/6	vs. Pittsburgh				DNP						
3/7	vs. Virginia Tech				DNP						
3/8	vs. Duke				DNP						

NELLIGAN SEASON/CAREER HIGHS

Category	17-18 Season	Career
Points	2 SE Louisiana (12/21/17)	2 SE Louisiana (12/21/17)
Rebounds	2 SE Louisiana (12/21/17)	2 SE Louisiana (12/21/17)
Assists	—	—
Steals	—	—
Blocks	1 twice	1 twice
FGM	—	—
3FGM	—	—
FTM	—	—
Minutes	3 SE Louisiana (12/21/17)	3 SE Louisiana (12/21/17)

CAREER STATISTICS

Season	gp-gs	min/avg	Total		3-Point		F-Throws		Rebounds				Scoring							
			fg-fga	pct	fg-fga	pct	ft-fta	pct	off	def	tot	avg	pf	fo	ast	to	blk	stl	pts	avg
2017-18	11-0	17/1.5	1-2	.500	0-1	.000	0-0	.000	2	1	3	0.3	0	0	0	0	2	0	2	0.2
TOTAL	11-0	17/1.5	1-2	.500	0-1	.000	0-0	.000	2	1	3	0.3	0	0	0	0	2	0	2	0.2

CAREER CONFERENCE STATISTICS

Season	gp-gs	min/avg	Total		3-Point		F-Throws		Rebounds				Scoring							
			fg-fga	pct	fg-fga	pct	ft-fta	pct	off	def	tot	avg	pf	fo	ast	to	blk	stl	pts	avg
2017-18	6-0	7/1.2	0-0	.000	0-0	.000	0-0	.000	0	0	0	0.0	0	0	0	0	1	0	0	0.0
TOTAL	6-0	7/1.2	0-0	.000	0-0	.000	0-0	.000	0	0	0	0.0	0	0	0	0	1	0	0	0.0



33

John Mooney

Forward | 6-9 / 248 | Sophomore
Orlando, FL | Lake Brantley

MIKE BREY ON MOONEY

"John has the ability to stretch the floor and shoot it. Given that we lost shooting to graduation, that makes him important in our plans. He also has the physicality to rebound and play post defense."

HONORS AND AWARDS

- 2017 ACC Academic Honor Roll

2017-18

- Grabbed nine rebounds in just 11 minutes of action against Pittsburgh in Notre Dame's first game of the ACC tournament.
- Connected on all six 3FGA at North Carolina, matching the school record for made 3FG without a miss - set by Matt Carroll on 11/24/2001 against UT-Chattanooga at the Hawaii-Pacific Thanksgiving Classic.
- Those six 3FGM led to a career-high 18 points in the loss at UNC - and he matched his career-high for minutes played with 32.
- Back to form against Boston College, scoring 16 points with five rebounds and two assists.
- Tried to fight through a sprained ankle suffered in practice on Feb. 1 at NC State and started the game, but was limited to just eight minutes.
- Was on pace for a third consecutive career-best game at No. 4/5 Duke before fouling out for the first time in his career. Ending the game with a career-high four 3FGs and 14 points.
- Returned to the starting lineup vs. Virginia Tech and responded with a second-consecutive career-best game, posting 15 points with 11 rebounds (first career double-double) in 32 minutes.
- Scored 13 points off the bench, connected on three 3FGs with seven rebounds at No. 20/18 Clemson.
- Had collected five or more rebounds in five of Notre Dame's last six games, including four in a row.
- Played a career-high 27 minutes off the bench against Louisville.
- Made first career start vs. No. 20/18 North Carolina, scoring five points with five rebounds.
- Earned a career-high 25 minutes at Georgia Tech and responded with his first double-figure scoring game of his career, posting 11 points with eight rebounds.
- Stretch four big man who will play a key role on Notre Dame's front line in the coming seasons.
- Logged key minutes vs. Indiana in the Crossroads Classic, hitting two three-point field goals and pulling down two rebounds.
- Matched his minutes-played career high vs. Ball State with 19 and grabbed a career-best seven rebounds against the Cardinals.
- Best game of the young season came in the Maui Invitational against LSU, scoring nine points with six rebounds and was 2-for-2 from three-point range.
- Scored a career-high nine points with five rebounds in the victory over Chicago State.

2016-17

- Made the most of his seven minutes of action against Loyola Maryland with seven points, four rebounds and his first career three point field goal.
- Grabbed a career-best five rebounds off the bench in the victory over Seattle.
- Made his Notre Dame debut in the season-opening win over Bryant, playing

MOONEY GAMES WITH...

Category	17-18	Career
Double Figure Pts	8	8
20-Plus Points	0	0
30-Plus Points	0	0
10-Plus Rebounds	0	0
10-Plus Assists	0	0
Double-Double	1	1

four minutes and grabbing two rebounds.

HIGH SCHOOL

- Led Lake Brantley High School to a 22-4 record as a senior, averaging 24 points, 14 rebounds and five blocks per game.
- Named Orlando Sentinel Player of the Year, Florida 8A Player of the Year and first-team all-Florida.
- Named the MVP of the Toyota Classic in Lexington, Ky., posting 24 points and 26 rebounds in the championship game.
- Finished as Lake Brantley's all-time leading rebounder and scorer while averaging 19 wins per season throughout his high school career.
- Member of the Nike Team Florida AAU team.
- Earned Lake Brantley's Gary Hayes Memorial Award for a student-athlete who shows leadership.

PERSONAL

- Full name is John Patrick Mooney.
- Born in Baltimore, Md.
- Son of Kevin and Margaret Mooney, along with older brother Brendan and older sister Caitlin.
- Brother, Brendan, played basketball at Spring Hill College in Mobile, Ala., following in the footsteps of father, Kevin, who played golf at Spring Hill College.
- Enrolled in the Mendoza College of Business.

MOONEY GAME-BY-GAME STATISTICS

	Opponent	FG-A	3FG-A	FT-A	O-D-R	PF	TP	A	TO	B	S	Min
11/11	at DePaul	1-2	1-2	0-0	0-1-1	2	3	0	0	0	0	8
11/13	Mount St. Mary's	2-3	0-1	0-0	0-2-2	2	4	1	0	0	1	11
11/16	Chicago State	3-4	1-1	2-2	2-3-5	3	9	1	1	1	0	16
11/20	vs. Chaminade	1-1	1-1	0-2	0-4-4	1	3	0	1	1	0	11
11/21	vs. LSU	3-5	2-2	1-3	2-4-6	1	9	1	0	0	1	19
11/22	vs. Wichita State	1-2	0-1	0-0	0-1-1	1	2	0	1	0	0	6
11/30	at Michigan State	0-0	0-0	0-0	0-0-0	0	0	0	1	0	0	2
12/3	St. Francis Brooklyn	1-2	0-0	0-0	0-3-3	2	2	0	2	0	0	9
12/5	Ball State	2-3	1-2	1-2	0-7-7	3	6	1	0	0	1	19
12/9	at Delaware	0-1	0-1	0-0	0-0-0	2	0	1	0	0	1	9
12/16	vs. Indiana	2-4	2-3	0-0	0-2-2	4	6	0	0	1	0	15
12/19	Dartmouth	0-0	0-0	0-0	0-1-1	2	0	1	0	0	0	6
12/21	SE Louisiana	1-4	0-1	1-2	3-1-4	2	3	1	0	1	0	8
12/30	Georgia Tech	1-3	0-2	0-0	0-3-3	2	2	1	1	0	1	10
1/3	NC State	1-4	0-2	2-2	1-4-5	2	4	0	1	1	1	17
1/6	at Syracuse	2-6	0-1	0-2	1-1-2	1	4	0	0	0	1	15
1/10	at Georgia Tech	4-7	0-2	3-4	2-6-8	1	11	0	1	0	0	25
1/13	*North Carolina	2-5	1-3	0-0	0-5-5	2	5	0	1	1	0	16
1/16	Louisville	3-6	2-4	0-0	2-3-5	0	8	1	1	1	0	27
1/20	at Clemson	5-8	3-5	0-0	1-6-7	1	13	0	0	1	0	23
1/27	*Virginia Tech	5-8	2-3	3-4	3-8-11	2	15	0	1	1	1	32
1/29	*at Duke	5-9	4-6	0-0	2-2-4	5	14	1	0	0	1	25
2/3	*at NC State	0-0	0-0	0-0	0-1-1	0	0	0	0	0	0	8
2/6	Boston College	5-11	4-7	2-2	2-3-5	1	16	2	0	0	0	32
2/10	Florida State	0-1	0-1	1-2	2-2-4	1	1	0	0	0	0	17
2/12	at North Carolina	6-8	6-6	0-3	0-6-6	4	18	0	0	0	1	32
2/17	*at Boston College	1-4	0-3	2-2	0-7-7	1	4	3	0	1	0	30
2/19	*Miami (FL)	4-8	1-5	1-4	0-3-3	3	10	0	0	0	0	25
2/24	*at Wake Forest	1-4	0-2	1-2	1-0-1	0	3	0	0	0	0	14
2/28	Pittsburgh	3-6	0-1	2-3	4-0-4	0	8	1	0	0	0	8
3/3	at Virginia	0-0	0-0	0-0	0-1-1	1	0	0	0	0	0	4
3/6	vs. Pittsburgh	1-4	0-0	0-0	3-6-9	0	2	0	0	1	0	11
3/7	vs. Virginia Tech	0-1	0-0	0-0	1-0-1	1	0	0	0	0	0	4
3/8	vs. Duke	4-8	0-0	2-4	3-1-4	1	10	0	0	0	0	9

* - games started

MOONEY SEASON/CAREER HIGHS

Category	17-18 Season	Career
Points	18 at North Carolina (2/12/18)	18 at North Carolina (2/12/18)
Rebounds	11 Virginia Tech (1/27/18)	11 Virginia Tech (1/27/18)
Assists	3 at Boston College (2/17/18)	3 at Boston College (2/17/18)
Steals	1 six times	1 seven times
Blocks	1 seven times	1 eight times
FGM	6 at North Carolina (2/12/18)	6 at North Carolina (2/12/18)
3FGM	6 at North Carolina (2/12/18)	6 at North Carolina (2/12/18)
FTM	3 twice	3 twice
Minutes	32 three times	32 three times

CAREER STATISTICS

Season	gp-gs	min/avg	Total		3-Point		F-Throws		Rebounds				Scoring							
			fg-fga	pct	fg-fga	pct	ft-fa	pct	off	def	tot	avg	pf	fo	ast	to	blk	stl	pts	avg
2016-17	12-0	46/3.8	5-8	.625	2-4	.500	2-2	1.000	6	13	19	1.6	5	0	2	1	1	1	14	1.2
2017-18	34-7	523/15.4	70-142	.493	31-68	.456	24-45	.533	35	97	132	3.9	54	1	16	12	11	10	195	5.7
TOTAL	46-7	569/12.4	75-150	.500	33-72	.458	26-47	.553	41	110	151	3.3	59	1	18	13	12	11	209	4.5

CONFERENCE STATISTICS

Season	gp-gs	min/avg	Total		3-Point		F-Throws		Rebounds				Scoring								
			fg-fga	pct	fg-fga	pct	ft-fa	pct	off	def	tot	avg	pf	fo	ast	to	blk	stl	pts	avg	
2016-17	4-0	5/1.3	0-1	.000	0-0	.000	0-0	.000	0	0	0	0.0	0	0	0	1	0	0	0	0	0.0
2017-18	18-7	360/20.0	48-98	.490	23-53	.434	17-30	.567	21	61	82	4.6	27	1	9	6	6	6	136	7.6	
TOTAL	22-7	365/16.6	48-99	.485	23-53	.434	17-30	.567	21	61	82	3.7	27	1	9	7	6	6	136	6.2	



35

Bonzie Colson

Forward | 6-6 / 224 | Senior
New Bedford, MA | St. Andrew's School (RI)

MIKE BREY ON COLSON

"Bonzie needs to do a little bit of everything for us this year. The biggest thing is to have him enjoy the journey this year and not feel pressure. Everyone is going to come after him. He loves to win and is focused on that and that is a great trait to have. It is up to me to find where to play him on the court throughout the game where he will be the toughest matchup."

AWARDS AND HONORS:

- 2018 ACC All-Tournament, Second Team
- 2017-18 ACC Player of the Week (March 5, 2018)
- 2017-18 Wooden Award Midseason Top 25
- 2017-18 Lute Olson Award Midseason Watch List
- 2017-18 ACC Player of the Week (Dec. 26, 2017)
- 2017-18 Associated Press Preseason All-American
- 2017-18 Sports Illustrated Preseason All-American
- 2017-18 The Sporting News Preseason All-American
- 2017-18 The Athletic Preseason All-American
- 2017-18 Oscar Robertson Award Watch List (Top CBB Player)
- 2017-18 Atlantic Coast Conference Preseason Player of the Year
- 2017-18 Preseason All-ACC First Team
- 2017-18 Sports Illustrated Preseason ACC Player of the Year
- 2017-18 Blue Ribbon Preseason Yearbook National Player of the Year
- 2017-18 Karl Malone Award Watch List (Top CBB PF)
- 2017-18 Blue Ribbon Preseason Yearbook ACC Player of the Year
- 2017-18 Blue Ribbon Preseason Yearbook First Team All-American
- 2017-18 CollegeInsider.com Luke Olson Player of the Week (Nov. 27, 2017)
- 2017 Maui Invitational All-Tournament Team
- 2017 Associated Press All-American, Third Team
- 2017 The Sporting News All-American, Third Team
- 2017 CBSSports.com All-American, Third Team
- 2017 Basketball Times All-American, Second Team
- 2017 College Sports Madness All-American, Third Team
- 2017 All-ACC First Team Selection
- 2017 ACC All-Tournament Team, First Team
- 2017 Notre Dame Monogram Club Team MVP
- 2017 Karl Malone Trophy Finalist (Top PF in the nation)
- 2017 Wooden Award Final 15 Selection (March 4, 2017)
- 2017 Naismith Award Top 30 (Feb. 9, 2017)
- 2016-17 Naismith Award Player of the Week (Feb. 14, 2017)
- 2016-17 USBWA Oscar Robertson Player of the Week (Feb. 14, 2017)
- 2016-17 CollegeInsider.com Lute Olson Player of the Week (Feb. 13, 2017)
- 2016-17 NCAA.com All-Week Team (Feb. 13, 2017)
- 2016-17 College Sports Madness National and ACC Player of the Week (Feb. 13, 2017)
- 2016-17 NBC College Basketball Talk National Player of the Week (Feb. 13, 2017)
- 2016-17 ACC Player of the Week (Feb. 13, 2017)
- 2016-17 ACC Player of the Week (Dec. 5, 2016)
- 2015 Notre Dame Newcomer of the Year
- CollegeInsider.com Lute Olson Player of the Week (2/18/16)

2017-18

- Named to the 2018 ACC All-Tournament second team, averaging 16.3 ppg, 7.3 rpg, 2.0 spg and 2.0 bpg.

- Nine-of-17 from the field with 18 points and three steals in the ACC quarterfinal loss to Duke.
- Led the Irish with 19 points and three blocks in the first round ACC tournament victory over Pittsburgh - including 9-of-10 from the free throw line.
- Had a tough shooting night against Virginia Tech (4-of-14) but hit the biggest shot of the game, a three-pointer at the shot clock buzzer to give Notre Dame a 60-59 lead after trailing by 21 points earlier in the second half.
- Dominated the game at No. 1/1 Virginia, scoring a game-high 24 points with 14 rebounds - his sixth 20-point, 10-rebound performance of the season.
- Immediately stepped into the line up against Pittsburgh and contributed, in his first seven minutes of action since his injury he shot 4-for-6 with 8 points, five rebounds and one block. Finished the game with 12 points, 9 rebounds and 3 blocks.
- Cleared for all basketball-related activity after a final x-ray on Monday, Jan. 19. Returned to the starting line up for the final home game of the season against Pittsburgh.
- Fractured his left foot in practice on Friday, December 29, 2017, and is expected to miss eight weeks of game action. Underwent successful surgery on Thursday, January 4, 2018.
- Led the Irish to an ACC opening victory over Georgia Tech with 22 points and a career-high matching 17 rebounds with three blocks and two steals - while playing on what was diagnosed after the game as a fractured left foot.
- Earned third ACC Player of the Week award in Dec. 26, 2017 after his performances vs. Dartmouth and Southeastern Louisiana, averaging 26.5 ppg, 10.5 rpg, 3.0 bpg while shooting .618 from the floor and .556 from three-point range.
- Posted eighth double-double of the season vs. Southeastern Louisiana with 16 points and 10 rebounds - while missing 10 minutes of the first half recovering from a bloody nose suffered in a collision under the basket.
- Explored for a career-high 37 points in the victory over Dartmouth, shooting 15-of-21 from the floor, 3-of-5 from three-point range and collecting 11 rebounds.
- With 4:36 remaining vs. Dartmouth and the Irish with a three point lead, Colson took over the game: hit a 3FG at the top of the key, then stole the ball in the backcourt for a dunk before yet another steal on the next Big Green possession to put the Irish ahead to stay.
- Became the 14th Notre Dame player to collect 800 career rebounds vs. Dartmouth.
- Carried the Irish through the overtime loss vs. Indiana in the Crossroads Classic with a season-high 29 points, 11 rebounds and two steals - scoring six of Notre Dame's 12 points in overtime.
- Worked around a constant double team at Delaware for his fifth double-double of the season with 19 points and 12 rebounds, shooting 8-of-12 from the floor with two steals.
- Posted his fourth 20-point game of the season against Ball State, shooting 10-for-19 from the floor with 26 points.
- Turned in a great tournament performance at the Maui Invitational, with 23 points, 8 rebounds vs. Chaminade, 12 points and 11 rebounds vs. LSU and a game-high 25 points with 11 rebounds in the come-from-behind victory over No. 6/6 Wichita State.
- His lay up with under a minute remaining in regulation cut Wichita State's lead to one point at 65-66, after hitting a key three pointer just minutes earlier.
- Led the Irish to victory over Mount St. Mary's with 27 points (on 11-of-15 shooting) with 11 rebounds.
- Began the season with his 24th career double-double in the victory at DePaul, scoring 18 points with a game-high 13 rebounds.
- His 12th of 13 rebounds at DePaul was the 700th of his career, becoming the 20th Irish player to reach that statistical plateau. He is the 12th Notre Dame player in school history to post over 1,200 points with 700 career rebounds.

2016-17

- Capped his season with a virtuoso performance against West Virginia in the second round of the NCAA tournament, scoring a game-high 27 points with a career-best four three-point field goals, shooting 10-of-15 from the floor with eight rebounds.
- Posted eight 20-point scoring performances in the final 12 games of the season, including a stellar 29-point explosion in the ACC Championship final against Duke.
- Earned all-ACC tournament honors as arguably the best all-around player

in the tournament - averaging 22.7 ppg, 8.3 rpg, 1.0 bpg and 1.2 spg while shooting .521 from FG and .500 (3-for-6) from 3FG.

- Finished off the home schedule with his 18th double-double of the season, scoring 18 points with 11 rebounds in the victory over Boston College.
- Led the team to victory over Georgia Tech with 20 points and 11 rebounds, his 17th double-double of the season and seventh 20-10 game of the year.
- Hit 20 points for the third consecutive game, a first in his career, with 20 points and six rebounds at Boston College.
- Exploded for a career-high 33 points against No. 14/15 Florida State, including an impressive 20 points and 8 rebounds in the second half, finishing with 16 rebounds for his 16th double-double of the season.
- During his big game against the Seminoles, became the 61st Notre Dame player to score 1,000 career points.
- Compiled yet another impressive double-double performance, perhaps the best of his career, against Wake Forest, with a game-high 27 points, 16 rebounds and a career-best five blocked shots.
- Efforts vs. Wake Forest and Florida State earned Colson second ACC Player of the Week award on Monday, Feb. 13.
- Posted perhaps his toughest double-double of the year at North Carolina, battling the Tar Heel front line to grab 10 rebounds with 17 points - his ACC-leading 14th double-double of the year.
- Earned the 13th double-double of the season at Georgia Tech, tallying 13 points and 13 rebounds in 30 minutes.
- Logged his sixth 20-point scoring game of the season against No. 12/13 Virginia, shooting 8-of-11 from the floor for 20 points, and three blocks.
- Posted his 12th double-double of the season (and fifth in ACC play) despite playing just six minutes in the first half against Syracuse due to foul trouble - ended game with 14 points and game-high 14 rebounds (10 points and 10 rebounds in the second half).
- Battled against the Louisville front line to post his ninth double-double of the season, grabbing a game-high 14 rebounds along with 18 points.
- Posted a career-high 40 minutes in the victory at Pittsburgh, compiling his eighth double-double of the season with 21 points and a game-high 14 rebounds.
- Recorded seventh double-double of the season with 23 points and 10 rebounds vs. No. 15/16 Purdue in the Crossroads Classic.
- First non-guard at Notre Dame to score double-figure points in a season's first 16 games since Luke Harangody in 2009-10.
- Named ACC Player of the Week for the first time in his career on Monday, Dec. 4, after averaging 17.0 pts, 14.0 rebounds and 2.5 blocks per game in Notre Dame's victories over Iowa and North Carolina A&T.
- Recorded sixth double-double of the season with 17 points, a game-high 14 rebounds and shot 6-of-11 from the floor in the win over Fort Wayne while hitting a career-high three-point field goal.
- Was a force in the paint during the Legends Classic semifinal and final, posting back-to-back double-doubles against Colorado (22 pts, 12 reb) and Northwestern (13 pts, 11 reb).

CAREER STATISTICS

Season	gp-gs		Total		3-Point		F-Throws		Rebounds				Scoring							
	gp-gs	min/avg	fg-fga	pct	fg-fga	pct	ft-fa	pct	off	def	tot	avg	pf	fo	ast	to	blk	stl	pts	avg
2014-15	32-1	386/12.1	66-111	.595	1-7	.143	46-61	.754	27	59	86	2.7	42	0	13	14	22	19	179	5.6
2015-16	36-24	910/25.3	150-282	.532	4-12	.333	96-124	.774	87	153	240	6.7	86	1	34	36	36	31	400	11.1
2016-17	36-36	1156/32.1	236-449	.526	26-60	.433	141-180	.783	104	258	362	10.1	81	0	56	44	50	40	639	17.8
2017-18	19-19	628/33.1	146-290	.503	16-55	.291	76-99	.768	43	148	191	10.1	34	0	18	30	43	34	384	20.2
TOTAL	123-80	3080/25.0	598-1132	.528	47-134	.351	359-464	.774	261	618	879	7.1	243	1	121	124	151	124	1602	13.0

CONFERENCE STATISTICS

2014-15	32-1	386/12.1	66-111	.595	1-7	.143	46-61	.754	27	59	86	2.7	42	0	13	14	22	19	179	5.6
2015-16	36-24	910/25.3	150-282	.532	4-12	.333	96-124	.774	87	153	240	6.7	86	1	34	36	36	31	400	11.1
2016-17	36-36	1156/32.1	236-449	.526	26-60	.433	141-180	.783	104	258	362	10.1	81	0	56	44	50	40	639	17.8
2017-18	19-19	628/33.1	146-290	.503	16-55	.291	76-99	.768	43	148	191	10.1	34	0	18	30	43	34	384	20.2
TOTAL	123-80	3080/25.0	598-1132	.528	47-134	.351	359-464	.774	261	618	879	7.1	243	1	121	124	151	124	1602	13.0

COLSON GAME-BY-GAME STATISTICS

	Opponent	FG-A	3FG-A	FT-A	O-D-R	PF	TP	A	TO	B	S	Min
11/11	*at DePaul	6-14	0-3	6-9	2-11-13	2	18	5	1	1	0	39
11/13	*Mount St. Mary's	11-15	1-1	4-4	3-8-11	0	27	1	2	3	3	31
11/16	*Chicago State	7-10	0-1	1-1	2-7-9	2	15	1	2	5	1	24
11/20	*vs. Chaminade	8-11	1-1	6-6	1-7-8	2	23	0	0	3	0	30
11/21	*vs. LSU	5-11	1-3	1-3	1-10-11	1	12	1	2	0	5	29
11/22	*vs. Wichita State	9-17	1-4	6-10	3-8-11	4	25	1	0	2	2	35
11/30	*at Michigan State	6-19	1-4	4-4	1-5-6	1	17	1	1	4	5	36
12/3	*St. Francis Brooklyn	5-11	0-0	3-4	3-6-9	4	13	1	2	3	1	26
12/5	*Ball State	10-19	0-4	6-9	0-6-6	1	26	0	4	1	2	38
12/9	*at Delaware	8-12	1-2	2-2	2-10-12	2	19	2	3	1	2	35
12/16	*vs. Indiana	9-21	0-3	11-13	4-7-11	2	29	1	4	1	2	43
12/19	*Dartmouth	15-21	3-5	4-5	2-9-11	1	37	1	0	2	3	37
12/21	*SE Louisiana	6-13	2-4	2-2	2-8-10	1	16	2	2	4	0	28
12/30	*Georgia Tech	8-21	0-1	6-6	6-11-17	2	22	1	3	3	2	39
1/3	NC State				DNP							
1/6	at Syracuse				DNP							
1/10	at Georgia Tech				DNP							
1/13	North Carolina				DNP							
1/16	Louisville				DNP							
1/20	at Clemson				DNP							
1/27	Virginia Tech				DNP							
1/29	at Duke				DNP							
2/3	at NC State				DNP							
2/6	Boston College				DNP							
2/10	Florida State				DNP							
2/12	at North Carolina				DNP							
2/17	at Boston College				DNP							
2/19	Miami (FL)				DNP							
2/24	at Wake Forest				DNP							
2/28	*Pittsburgh	6-10	0-2	0-0	3-6-9	0	12	1	1	3	0	21
3/3	*at Virginia	9-20	3-8	3-4	5-10-15	3	24	0	1	1	0	37
3/6	vs. Pittsburgh	5-14	0-3	9-10	2-4-6	2	19	0	0	3	2	33
3/7	vs. Virginia Tech	4-14	2-5	2-5	1-6-7	2	12	0	0	2	1	36
3/8	vs. Duke	9-17	0-1	0-2	0-9-9	2	18	1	2	1	3	31

* - games started

2015-16

- Registered his first career 30-point game with 31 points and 11 rebounds at Duke (1/16/16), helping the Irish claim their first win at Cameron Indoor Stadium.
- Posted fourth double-double of the season vs. Duke (3/10/16) in the ACC Quarterfinals, scoring 12 points with a career-high 12 rebounds.
- Dominated the second half of the victory over No. 2/1 North Carolina (2/6/16) with 13 points (4-6 from the field) and seven rebounds, including four offensive rebounds.
- Started 24 contests during the season season but also embraced a role to add energy off the Irish bench in 11 games.
- Earned his third double-double of the season and career vs. North Carolina (3/11/16) in the ACC Semifinals, leading the team with 19 points and 10 rebounds.
- Scored in double figures 22 times in 35 games, adding five 10-plus rebound performances.

2014-15

- Enjoyed strong rookie outing with the Irish as he logged more minutes than any freshman on the squad.
- Saw action in 15 ACC contests and made his only career start in a win at home versus Miami (1/17/15).
- In his return back to the New England area when the Irish faced Boston College (2/21/15), he finished with 16 points (on 8-9 shooting from the field) and six rebounds in just 14 minutes off the bench.
- Posted a 17-point performance in ACC Championship semifinal win over Duke (3/13/15).

COLSON SEASON/CAREER HIGHS

Category	17-18 Season	Career
Points	37 Dartmouth (12/19/17)	37 Dartmouth (12/19/17)
Rebounds	17 Georgia Tech (12/30/17)	17 twice
Assists	5 at DePaul (11/11/17)	5 three times
Steals	5 twice	5 twice
Blocks	5 Chicago State (11/16/17)	5 twice
FGM	15 Dartmouth (12/19/17)	15 Dartmouth (12/19/17)
3FGM	3 twice	4 vs. West Virginia (3/18/17)
FTM	11 vs. Indiana (12/16/17)	12 Iowa (11/29/16)
Minutes	43 vs. Indiana (12/16/17)	43 vs. Indiana (12/16/17)

COLSON GAMES WITH...

Category	17-18	Career
Double Figure Pts	19	80
20-Plus Points	8	24
30-Plus Points	1	3
10-Plus Rebounds	10	35
10-Plus Assists	0	0
Double-Double	10	33

PERSONAL

- Full name is Bonzie Alexander Colson II.
- Born in Washington, D.C.
- Son of Bonzie and Cynthia Colson, along with younger sister Sydney.
- His father was a four-year starting center at the University of Rhode Island and one of the Rams' career shot block leaders.
- During the 1987-88 campaign, the elder Colson helped Rhode Island to a school-best 28-7 record and an appearance in the NCAA Championship Sweet 16.
- Bonzie Sr. also spent time as an assistant coach on the George Washington and Boston College coaching staffs.
- Enrolled in the College of Arts and Letters with a major in film, television and theatre.

CAREER STAT RANKINGS

SCORING

Rnk	Name	Statistic
10	David Graves	1746
11	Jerian Grant	1739
12	Kelly Tripucka	1719
13	Bob Arzen	1665
14	BONZIE COLSON	1602
15	Bob Whitmore	1580
16	LaPhonso Ellis	1505
17	Elmer Bennett	1488
18	Pat Connaughton	1465
19	Chris Quinn	1454
20	Don Williams	1433

REBOUNDS

Rnk	Name	Statistic
5	Bob Whitmore	1,043
6	Bob Arzen	944
7	Troy Murphy	924
8	Michael Graney	893
9	Collis Jones	884
10	BONZIE COLSON	879
11	Ron Reed	872
12	Adrian Dantley	843
13	Pat Connaughton	823
14	Zach Auguste	822
15	Jack Cooley	792

BLOCKED SHOTS

1	Jordan Cornette	201
2	LaPhonso Ellis	200
3	Ryan Humphrey	166
4	Torin Francis	157
5	BONZIE COLSON	151
6	Troy Murphy	126
7	Rob Kurz	122
8	Jack Cooley	116

LAST WIN/LOSS VS. RANKED OPPONENT IN ASSOCIATED PRESS POLL

	Date	ND Rank	Opponent	Location	Score
Win vs. #1	1-21-12		Syracuse	Purcell Pavilion	67-58
Loss vs. #1	3-3-18		Virginia	John Paul Jones Arena	57-62
Win vs. #2	2-6-16		North Carolina	Purcell Pavilion	80-76
Loss vs. #2	2-28-09		Connecticut	Gampel Pavilion	65-72
Win vs. #3	3-3-90		Missouri	Purcell Pavilion	98-67
Loss vs. #3	11-30-17	5	Michigan State	Breslin Center	63-81
Win vs. #4	1-28-15	8	Duke	Purcell Pavilion	77-73
Loss vs. #4	1-29-18		Duke	Cameron Indoor	66-88
Win vs. #5	2-12-09		Louisville	Purcell Pavilion	90-57
Loss vs. #5	3-8-18		Duke	Barclays Center	70-88
Win vs. #6	11-22-17	13	Wichita State!	Lahaina Civic Center	67-66
Loss vs. #6	1-6-03	5	Pittsburgh	Petersen Events Center	55-72
Win vs. #7	1-4-14		Duke	Purcell Pavilion	79-77
Loss vs. #7	3-11-14		North Carolina%	Verizon Center	47-78
Win vs. #8	11-29-12		Kentucky	Purcell Pavilion	64-50
Loss vs. #8	3-4-17	19	Louisville	KFC Yum! Center	64-71
Win vs. #9	1-4-17	23	Louisville	Purcell Pavilion	77-70
Loss vs. #9	2-4-13	25	Syracuse	Carrier Dome	47-63
Win vs. #10	2-21-01	18	Boston College	Purcell Pavilion	76-75
Loss vs. #10	1-18-17	15	Florida State	Tucker Center	80-83
Win vs. #11	2-9-13	25	Louisville (SOT)	Purcell Pavilion	104-101
Loss vs. #11	2-27-12	20	Georgetown	Verizon Center	41-59
Win vs. #12	3-14-13	24	Marquette*	Madison Square Garden	73-65
Loss vs. #12	2-5-17	20	North Carolina	Greensboro Coliseum	76-83
Win vs. #13	2-13-16		Louisville	KFC Yum! Center	71-66
Loss vs. #13	3-18-17	14	West Virginia^	KeyBankCenter	71-83
Win vs. #14	2-11-17		Florida State	Purcell Pavilion	84-72
Loss vs. #14	2-12-18		North Carolian	Dean Smith Center	66-83

Win vs. #15	2-4-12		Marquette	Purcell Pavilion	76-59
Loss vs. #15	12-17-16		Purdue#	BankersLife Fieldhouse	81-86
Win vs. #16	3-10-17	22	Florida State%	Barclays Center	77-73
Loss vs. #16	1-18-03	10	Kentucky	Rupp Arena	73-88
Win vs. #17	3-7-70	15	Ohio U.^	UD Arena	112-82
Loss vs. #17	2-3-16		Miami	BankUnited Center	70-79
Win vs. #18	1-5-15	13	North Carolina	Dean Smith Center	71-70
Loss vs. #18	12-17-11		Indiana#	BankersLife Fieldhouse	58-69
Win vs. #19	3-10-15		Duke%	Verizon Center	84-79
Loss vs. #19	11-30-11		Gonzaga	McCarthy Ath. Center	53-73
Win vs. #20	2-18-13	25	Pittsburgh	Petersen Events Center	51-42
Loss vs. #20	1-20-18		Clemson	Littlejohn Coliseum	58-67
Win vs. #21	3-9-17	22	Virginia%	Barclays Center	71-58
Loss vs. #21	1-30-17	20	Duke	Purcell Pavilion	74-84
Win vs. #22	12-27-11		Pittsburgh	Purcell Pavilion	72-59
Loss vs. #22	3-2-13	21	Marquette	Bradley Center	64-72
Win vs. #23	12-3-06		Maryland@	Verizon Center	81-74
Loss vs. #23	12-3-13		Iowa	Carver-Hawkeye Arena	93-98
Win vs. #24	3-21-15	8	Butler^ (OT)	Consol Energy Center	67-64
Loss vs. #24	1-9-16		Pittsburgh	Purcell Pavilion	82-86
Win vs. #25	3-10-11	4	Cincinnati*	Madison Square Garden	89-51
Loss vs. #25	3-13-08		Marquette*	Madison Square Garden	79-89

Event Notes

§ - Never Forget Tribute Classic

% - ACC Tournament

* - Big East Tournament

! - Maui Invitational

- Crossroads Classic

@ - BB&T Classic

- Crossroads Classic

^ - NCAA Tournament

THE LAST TIME NOTRE DAME ...

NOTRE DAME RECORDED A ...

1-Point win	67-66, vs. Wichita State (11/22/17) at Maui Invitational
30-Point win	30, vs. NC State (1/3/18)*
40-Point win	43, vs. Seattle (11/16/16)*
50-Point win	54, vs. North Carolina A&T (12/4/16)*@
30-Point loss	30, vs. Duke (2/7/15)

NOTRE DAME SHOT ...

55% on FGs	63.3% (31-49), at Boston College (2/17/18)
60% on FGs	63.3% (31-49), at Boston College (2/17/18)
65% on FGs	66.0% (35-53), vs. Boston College (2/21/15)
60% on 3FGs (10+ att)	60.9% (14-23), at Boston College (2/17/18)
70% on 3FGs (10+ att)	71.4% (15-21), at Florida State (1/18/17)
90% on FTs (10+ att)	90.0% (18-20), at Wake Forest (2/24/18)
100% on FTs (10+ att)	1.000% (14-14) vs. North Carolina A&T (12/4/16)*
100% on FTs	1.000% (6-6) vs. Villanova (12/10/16)

NOTRE DAME ...

Won 10 games in a row	11, (11/26/14 - 1/5/15)
Won 15 games in a row	18, (12/31/53 - 3/9/54)
Won 20 games in a row	Never
Lost 5 games in a row	7, (1/10/18 - 2/3/18)
Scored 100 points	105 vs. Chicago State (11/16/17)*
Scored 100 points on the road	103, vs. Providence (2/21/09)
Scored 100 points at a neutral site	100, vs. Houston (3/12/78)
Scored 100 points and lost	106, vs. Houston 119) (3/20/71)
Allowed 100 points	101, vs. Louisville (2/9/13)*
Scored less than 50 points	47 vs. North Carolina (3/11/16)
Allowed less than 40 points	39, vs. Binghamton (11/14/14)*
Allowed less than 50 points	49, at Syracuse (1/6/18)
Played an Overtime Game	vs. Louisville (20T), (1/16/18), L, 78-82*
Played in a Multi-Overtime Game	20T Louisville (1/16/18), L, 78-82*
Won on a "last second" shot	at Syracuse (1/6/18), Rex Pflueger rebound lay up with 2 seconds
Rallied from a 20-point deficit	21, 15:017, 2nd half, vs. Virginia Tech (3/7/18)#
Had 5 double-figure scorers	vs. Boston College (2/6/18)* T.J. Gibbs (28), Matt Farrell (19), Martinas Geben (16) John Mooney (16), Rex Pflueger (13)
Had 6 double-figure scorers	vs. Seattle (11/16/16)* Bonzie Colson 16, V.J. Beachem 16 Matt Farrell 13, Steve Vasturia 13 Rex Pflueger 12, T.J. Gibbs 11
Had 7 double-figure scorers	vs. North Carolina A&T (12/4/16)*# V.J. Beachem 19, Matt Ryan 17 Matt Farrell 15, Steve Vasturia 13 T.J. Gibbs 12, Rex Pflueger 10 Bonzie Colson 10
Had 4 players score 15 points	vs. Boston College (2/6/18)* T.J. Gibbs (28), Matt Farrell (19) Martinus Geben (16), John Mooney (16)
Had two double-figure rebounders	at Virginia (3/3/18) Bonzie Colson (14), Martinus Geben (10)
Had two players with 10 or more assists	vs. Chicago State (11/26/12)* Eric Atkins (11), Jerian Grant (10)*
Had two players with double-doubles	at Virginia (3/3/18) Bonzie Colson (24 pts, 15 reb), Martinus Geben (14 pts, 10 reb)
Had three players with double-doubles	vs. Chicago State (11/26/12)* Jerian Grant (22 pts, 10 assts), Eric Atkins (13 pts, 11 assts), Jack Cooley (11 pts, 11 rebs)*
Had two players with 5 or more 3FGM	vs. Boston College (2/6/18)* Matt Farrell (5-11), T.J. Gibbs (5-7)
Had two 30-point scorers	vs. Villanova (2/28/11) Ben Hansbrough - 30, Tim Abromaitis - 30*
Had two 20-point scorers	at Wake Forest (2/24/18) Martinus Geben (22), Matt Farrell (21), T.J. Gibbs (20)
Had three 20-point scorers	at Wake Forest (2/24/18) Martinus Geben (22), Matt Farrell (21), T.J. Gibbs (20)

Made 10 or more three-point field goals	34.5% (10-29), vs. Virginia Tech (3/7/18)
Made 20 three-point field goals	62.5% (20-32), vs. Villanova (2/28/11)*
Made 10 three-point field goals in a half	66.7% (10-15), at Boston College (2/17/18)
Made 30 free throws	30-33, vs. Iowa (11/29/16)*
Had 20 or more assists	21, vs. Boston College (2/6/18)*
Had 25 or more assists	29, vs. North Carolina A&T (12/4/16)*
Had 10 offensive rebounds	10 at Wake Forest (2/24/18)
Had 15 offensive rebounds	15 Virginia Tech (1/27/18)*
Had 20 offensive rebounds	26 Louisville (1/16/18)*#@
Had 25 offensive rebounds	26 Louisville (1/16/18)*
Had 45 total rebounds	48 Louisville (1/16/18)*
Had 50 total rebounds	51 Pittsburgh (2/28/18)*
Committed 5 turnovers or less	5, vs. Boston College (2/6/18)*
Committed 10 turnovers or less	8 at Virginia (3/3/18)
Committed 25 turnovers	26 turnovers, vs. Villanova (2/8/00)
Forced 25 turnovers	30 turnovers, vs. New Hampshire (11/16/01)
Had a player ejected	vs. St. Francis Brooklyn (12/3/17)* Bonzie Colson (inadvertent elbow, flagrant two)
Had a coach ejected	vs. St. Francis Brooklyn (12/3/17)* Mike Brey

*indicates Notre Dame home game; #school record; @Purcell Pavilion record;

THE LAST TIME A PLAYER ...

AN IRISH PLAYER HAD ...

20 or more points in the first half	at Boston College (2/17/18) Matt Farrell (26)
20 or more points in a half	at Boston College (2/17/18) Matt Farrell (26)
25+ points	at Boston College (2/17/18) Matt Farrell (26)
30+ points	at Boston College (2/17/18) Matt Farrell (26)
35+ points	at Boston College (2/17/18) Matt Farrell (26)
40+ points	vs. Louisville (2/28/08) Luke Harangody (40)
50+ points	vs. TCU (3/13/71) Austin Carr (52)
15 or more rebounds	at Virginia (3/3/18) Bonzie Colson (15)
20 rebounds	vs. Duke (3/10/16) Zach Auguste (22)
a double-double	at Virginia (3/3/18) Bonzie Colson (24 pts, 14 reb) and Martinas Geben (14 pts, 10 reb)
a triple-double	vs. New Hampshire (11/16/01)*# Chris Thomas (24 pts, 11 ast, 11 steals)
20 points & 10 rebounds	at Virginia (3/3/18) Bonzie Colson (24 pts, 15 reb)
25+ points and 15+ rebounds	vs. Wake Forest (2/7/17)* Bonzie Colson (27 points, 16 rebounds)
20 points & 20 rebounds	vs. Seton Hall (1/8/01) Troy Murphy (25 pts, 20 rebs)
20 points & 10 assists	vs. Purdue (12/17/16) Matt Farrell (22 pts, 10 asts)
9 assists	at North Carolina (2/12/18) Matt Farrell (9)
10 assists	vs. Purdue (12/17/16) Matt Farrell (10)
10 blocks	vs. Belmont (11/17/02)*# Jordan Cornette (11)
10 steals	vs. New Hampshire (11/16/01)*# Chris Thomas (11)
10 offensive rebounds	Louisville (1/13/16)*#@ Martinias Geben (11)
Five three-point FGs	at Boston College (2/17/18) Matt Farrell (10-12)
Seven three-point FGs	at Boston College (2/17/18) Matt Farrell (10-12)
Connected on 5 or more 3FG without a miss	at Boston College (2/17/18) Matt Farrell (9-9)
Connected on 9 consecutive 3FGA	at Boston College (2/17/18) Matt Farrell (9-9)
3 consecutive 20-point games	vs. Wake Forest (2/7/14)*, vs. Florida State (2/11/17)* at Boston College (2/14/17) Bonzie Colson (27, 33, 20)
4 consecutive 20-point games	vs. Providence (2/23/11), Seton Hall (2/26/11), Villanova (2-28-11), Connecticut (3/5/11), Cincinnati (3-10-11) Ben Hansbrough (32, 21, 30, 21, 23)
5 consecutive 20-point games	vs. Providence (2/23/11), Seton Hall (2/26/11), Villanova (2-28-11), Connecticut (3/5/11), Cincinnati (3-10-11) Ben Hansbrough (32, 21, 30, 21, 23)
Fouled Out	John Mooney (at Duke, 1/29/18, 9:05 remaining 2nd half)

AN OPPOSING PLAYER HAD...

25+ points	at Boston College (2/17/18) Jerome Robinson (29)
30+ points	Boston College (2/6/18)* Jerome Robinson (46)
35+ points	Boston College (2/6/18)* Jerome Robinson (46)
40+ points	Boston College (2/6/18)* Jerome Robinson (46)
45+ points	Boston College (2/6/18)* Jerome Robinson (46)
50+ points	Providence (2/23/11) Marshon Brooks (52)
15 rebounds	Florida State (3/10/17) Jonathan Isaac (15)
20 rebounds	Pittsburgh (1/31/09) DeJuan Blair (22)
a double-double	at Boston College (2/17/18) Nik Popovic (15 pts, 11 reb)
a triple-double	Connecticut (2/21/06) Marcus Williams (18 pts, 10 rebs, 13 asts)
20 points & 10 rebounds	at Duke (1/29/18) Gary Trent Jr. (22 pts, 10 reb)
20 points & 20 rebounds	Pittsburgh (1/31/09) DeJuan Blair (23 pts., 22 rebs.)
10 assists	at NC State (2/3/18) Markell Johnson (10)
10 blocks	Connecticut (1/5/08)* Hasheem Thabeet (10)
10 steals	Temple (1/29/89)* Mark Macon (11)

*indicates Notre Dame home game; #school record; @Purcell Pavilion record;

NOTRE DAME HIGHS & LOWS UNDER MIKE BREY

NOTRE DAME - TEAM GAME HIGHS (1ST HALF)

Points	62 vs. Loyola-Chicago (11/22/00)
	62 vs. Georgia Southern (11/12/10)*
Field Goals Made	24 vs. IPFW (11/10/06)*
	24 vs. Syracuse (1/30/07)
Field Goals Attempted	43 vs. New Hampshire (11/16/01)*
	43 vs. Syracuse (1/30/07)
Field Goal Percentage	75.0% (18-24) vs. West Virginia (1/9/10)*
3 PT Field Goals Made	14 vs. South Dakota (12/2/08)*
3 PT Field Goals Attempted	23 vs. South Dakota (12/2/08)*
3 PT Field Goals Percentage	85.7% (6-7) vs. West Virginia (1/9/10)*
Free Throws Made	18 vs. Liberty (11/22/09)*
	18 vs. Maine (11/22/10)*
Free Throws Attempted	24 vs. Liberty (11/22/09)*
Free Throw Percentage	100.0% on 43 occasions
Total Rebounds	32 vs. Chicago State (11/17/10)*
Assists	19 vs. Canisius (12/19/00)*
Steals	12 vs. New Hampshire (11/16/01)*
Blocked Shots	13 vs. Belmont (11/17/02)*
Turnovers	14 on three occasions
Fouls	13 vs. St. John's (1/16/11)

NOTRE DAME - TEAM GAME HIGHS (2ND HALF)

Points	62 vs. North Carolina A&T (12/4/16)*
Points (including overtime)	68 vs. Georgetown (40T) (2/9/02)
Field Goals Made	24 vs. Pittsburgh (1/4/06)
	24 vs. Army (11/24/13)*
Field Goals Attempted	63 vs. Georgetown (40T) (2/9/02)
Field Goal Percentage	75.0% on four occasions
3 PT Field Goals Made	11 vs. St. John's (3/6/04)
	11 vs. North Carolina (11/26/08)
3 PT Field Goals Attempted	24 vs. Pittsburgh (1/4/06)
3 PT Field Goals Percentage (min 10 att)	75.0% (9-12) at DePaul (11/11/17)
Free Throws Made	27 vs. Seton Hall (2/18/06)
Free Throws Attempted	32 vs. California (11/26/10)
Free Throw Percentage	100.0% on 10 occasions
Total Rebounds	34 vs. Seton Hall (1/8/01)
Assists	19 vs. Army (11/24/13)*
Steals	14 vs. New Hampshire (11/16/01)*
Blocked Shots	6 on six occasions
Turnovers	13 vs. Niagara (12/21/05)*
	13 vs. Marquette (1/12/08)
Fouls	26 vs. Pittsburgh (1/4/06)

NOTRE DAME - TEAM GAME HIGHS (TOTAL)

Points	116 vs. Georgetown (40T) (2/9/02)
Field Goals Made	42 vs. Canisius (12/19/00)*
Field Goals Attempted	94 vs. Georgetown (40T) (2/9/02)
Field Goal Percentage	66.7% (34-51) vs. Pittsburgh (1/30/02)*
3 PT Field Goals Made	20 vs. Villanova (2/28/11)*#
3 PT Field Goals Attempted	44 vs. Canisius (12/22/00)
3 PT Field Goals Percentage	72.7% (16-22) vs. Loyola Chicago (11/22/00)*#
Free Throws Made	34 vs. Cincinnati (1/15/08)*
Free Throws Attempted	49 vs. Louisville (50T) (2/9/13)*
Free Throw Percentage	100% (19-19) vs. Villanova (1/8/05)*#
Total Rebounds	64 vs. Georgetown (40T) (2/9/02)
Offensive Rebounds	26 vs. Louisville (1/16/18)*#
Assists	32 vs. Canisius (12/19/00)*#
Steals	26 vs. New Hampshire (11/16/01)*#
Blocked Shots	19 vs. Belmont (12/17/02)*#
Turnovers	24 vs. Marquette (1/12/08)
Fouls	32 vs. Pittsburgh (1/4/06)
	32 vs. Louisville (50T) (2/9/13)*
Bench Points	45 vs. North Carolina A&T (12/4/16)*

* - Indicates game played at the Purcell Pavilion

- Indicates school record

+ - Indicates ACC tournament game

NOTRE DAME - TEAM GAME LOWS (1ST HALF)

Points	17 vs. Connecticut (3/3/10)*
	17 vs. USF (3/8/12)
Field Goals Made	4 vs. St. John's (1/16/11)
	4 vs. Indiana (12/17/11)
Field Goals Attempted	14 vs. St. John's (1/16/11)
Field Goal Percentage	18.8% (6-32) vs. Connecticut (2/21/04)
3 PT Field Goals Made	0 nine occasions
3 PT Field Goals Attempted	2 vs. Northeastern (3/19/15)
3 PT Field Goals Percentage	0.0% on eight occasions
Free Throws Made	0 on 18 occasions
Free Throws Attempted	0 on 11 occasions
Free Throw Percentage	0.0% on 17 occasions
Total Rebounds	7 vs. North Carolina (3/27/16)
Assists	1 vs. Villanova (1/27/07)*
Steals	0 on 23 occasions
Blocked Shots	0 on 69 occasions
Turnovers	0 vs. Pittsburgh (1/9/16)*
	0 vs. DePaul (1/23/10)*
Fouls	0 vs. Samford (12/30/04)*

NOTRE DAME - TEAM GAME LOWS (2ND HALF)

Points	18 vs. Pittsburgh (3/11/10)
Field Goals Made	4 vs. Pittsburgh (3/6/18)+
Field Goals Attempted	13 vs. Pittsburgh (3/11/10)
Field Goal Percentage	16.7% (4-24) vs. Pittsburgh (3/6/18)+
3 PT Field Goals Made	0 on nine occasions
3 PT Field Goals Attempted	2 vs. Rutgers (2/6/11)*
	2 vs. Duke (3/13/15)
3 PT Field Goals Percentage	0.0% on nine occasions
Free Throws Made	0 vs. Pittsburgh (1/12/04)
	0 vs. Indiana (11/24/08)
	0 vs. Old Dominion (3/18/10)
	0 vs. Indiana (12/19/15)
Free Throws Attempted	0 at Clemson (1/20/18)
	0 vs. Indiana (11/24/08)
	0 vs. Old Dominion (3/18/10)
Free Throw Percentage	0.0% on five occasions
Total Rebounds	7 vs. Rutgers (3/1/03)
	7 vs. Northeastern (3/19/15)
Assists	0 vs. Harvard (11/19/04)
Steals	0 on 22 occasions
Blocked Shots	0 on 64 occasions
Turnovers	0 on three occasions
Fouls	3 on six occasions

NOTRE DAME - TEAM GAME LOWS (TOTAL)

Points	41 vs. Washington State (3/22/08)
	41 vs. Georgetown (2/27/12)
Field Goals Made	13 on three occasions
Field Goals Attempted	34 vs. Pittsburgh (3/11/10)
Field Goal Percentage	24.5% (13-53) vs. Washington State (3/22/08)
3 PT Field Goals Made	1 on four occasions
3 PT Field Goals Attempted	6 vs. Northeastern (3/19/15)
3 PT Field Goals Percentage	5.0% (1-20) vs. California (11/26/10)
Free Throws Made	1 vs. Connecticut (2/28/09)
Free Throws Attempted	2 at Clemson (1/20/18)
Free Throw Percentage	20.0% (1-5) vs. Connecticut (2/28/09)
Total Rebounds	15 vs. North Carolina (3/27/16)
Assists	6 vs. Mississippi (3/18/01)
	6 vs. Gonzaga (11/30/11)
Steals	1 on nine occasions
Blocked Shots	0 on 15 occasions
Turnovers	2 vs. DePaul (1/23/10)* 2 vs. North Carolina (2/6/16)*
Fouls	6 on three occasions

OPPONENT HIGHS & LOWS UNDER MIKE BREY

OPPONENT - TEAM GAME HIGHS (1ST HALF)

Points	53, Arizona (3/27/03)
Field Goals Made	23, Arizona (3/27/03)
Field Goals Attempted	44, Georgetown (3/4/01)*
Field Goal Percentage	81.0% (17-21), Duke (2/7/15)
3 PT Field Goals Made	9, Syracuse (1/11/06)*
	9, Lehigh (11/27/06)*
3 PT Field Goals Attempted	19, Syracuse (1/11/06)*
3 PT Field Goal Percentage (min. 5 att.)	87.5% (17-8), Duke (2/7/15)
Free Throws Made	14, Sacred Heart (11/18/00)*
Free Throws Attempted	19, Sacred Heart (11/18/00)*
Free Throw Percentage	100.0%, on 55 occasions
Total Rebounds	33, Connecticut (2/21/04)
Assists	15, Seton Hall (2/11/10)
Steals	9, Miami (Fla.) (2/23/02)
	9, Marquette (1/12/08)
Blocked Shots	10, Connecticut (2/21/04)
Turnovers	16, Loyola (Chicago) (11/22/00)*
Fouls	16, on four occasions

OPPONENT - TEAM GAME HIGHS (2ND HALF)

Points	68, Georgetown (4 OT) (2/9/02)
Field Goals Made	21, Syracuse (2/24/08)*
Field Goals Attempted	49, Syracuse (2/24/08)*
Field Goal Percentage	76.2% (16-21), Virginia (2/22/14)
3 PT Field Goals Made	9, on three occasions
3 PT Field Goals Attempted	22, Tennessee Tech (12/17/00)*
3 PT Field Goal Percentage	100.0% on three occasions
Free Throws Made	24, Pittsburgh (2 OT) (1/4/06)
Free Throws Attempted	39, Pittsburgh (2 OT) (1/4/06)
Free Throw Percentage	100.0% on 25 occasions
Total Rebounds	38, Georgetown (4 OT) (2/9/02)
Assists	19, Pittsburgh (2 OT) (1/4/06)
Steals	9, on two occasions
Blocked Shots	11, Georgetown (4 OT) (2/9/02)
Turnovers	15, New Hampshire (11/16/01)*
Fouls	20, Seton Hall (2/18/06)
	20, Rutgers (2/6/11)

OPPONENT - TEAM GAME HIGHS (TOTAL)

Points	111, Georgetown (4 OT) (2/9/02)
Field Goals Made	41, Syracuse (3/4/03)*
Field Goals Attempted	82, Syracuse (2/24/08)*
Field Goal Percentage	63.6% (28-44), Virginia (2/22/14)
3 PT Field Goals Made	15, Dartmouth (15-32) (12/19/17)*
3 PT Field Goals Attempted	37, West Virginia (1/9/10)*
3 PT Field Goal Percentage	73.7% (14-19), Lehigh (11/27/06)*
Free Throws Made	35, Louisville (2OT) (2/17/10)
Free Throws Attempted	48, Louisville (5OT) (2/9/13)*
Free Throw Percentage (min. 8 att.)	100%, on eight occasions
Total Rebounds	59, Connecticut (2/21/04)
Assists	30, Pittsburgh (2 OT) (1/4/06)
Steals	13, Niagara (12/21/05)*
	13, North Carolina (2/8/14)*
Blocked Shots	19, Connecticut (OT) (2/21/06)
Turnovers	30, New Hampshire (11/16/01)*
Fouls	34, Louisville (5OT) (2/9/13)*

OPPONENT - TEAM GAME LOWS (1ST HALF)

Points	5, California (11/26/10)
Field Goals Made	2, California (11/26/10)
Field Goals Attempted	18, Georgetown (2/27/10)
Field Goal Percentage	8.0% (2-25), California (11/26/10)
3 PT Field Goals Made	0, on 21 occasions
3 PT Field Goals Attempted	1, Marquette (3/14/13)
3 PT Field Goal Percentage	0.0%, on 21 occasions
3 PT Field Goal Percentage (min 10 att)	10.0% (1-10), at NC State (2/18/17)
Free Throws Made	0, on 41 occasions
Free Throws Attempted	0, on 22 occasions
Free Throw Percentage	22.2% (2-9), Florida State (2/11/17)*
Total Rebounds	7, Georgetown (2/27/10)
	7, Maine (11/22/10)*
Assists	1, on four occasions
Steals	0, on 24 occasions
Blocked Shots	0, on 80 occasions
Turnovers	1, on 10 occasions
Fouls	1, on three occasions

OPPONENT - TEAM GAME LOWS (2ND HALF)

Points	8, Monmouth (11/16/07)
Field Goals Made	3, Monmouth (11/16/07)
Field Goals Attempted	16, Wake Forest (3/12/14)
Field Goal Percentage	13.0% (3-23), Monmouth (11/16/07)
3 PT Field Goals Made	0, on 21 occasions
3 PT Field Goals Attempted	2 on three occasions
3 PT Field Goal Percentage	0.0% on 20 occasions
Free Throws Made	0, on seven occasions
Free Throws Attempted	0, on two occasions
Free Throw Percentage	0.0%, on seven occasions
Total Rebounds	5, Boston College (2/21/15)
Assists	1 on five occasions
Steals	0, on 20 occasions
Blocked Shots	0, on 69 occasions
Turnovers	0, Monmouth (11/26/15)
	0, West Virginia (3/10/04)
	0, Pittsburgh (1/31/09)
Fouls	2, Boston College (1/7/16)
	2, Connecticut (2/21/05)

OPPONENT - TEAM GAME LOWS (TOTAL)

Points	33, Monmouth (11/16/07)
Field Goals Made	12, Bucknell (11/22/02)*
Field Goals Attempted	35, Rutgers (3/1/03)
Field Goal Percentage	21.1% (12-57), Bucknell (11/22/02)*
3 PT Field Goals Made	0, Pittsburgh (2/18/13)
3 PT Field Goals Attempted	7, Seton Hall (2/5/03)
	7, Indiana (12/17/11)
3 PT Field Goal Percentage	0.0% (0-8), Pittsburgh (2/18/13)
Free Throws Made	0, Loyola Chicago (12/13/15)*
	0, Charleston Southern (11/26/04)*
Free Throws Attempted	0, Charleston Southern (11/26/04)*
Free Throw Percentage	31.8% (7-22), Florida State (2/11/17)*
Total Rebounds	17, Kennesaw State (12/19/12)*
Assists	4 on four occasions
Steals	0, Mikwaukee (11/17/15)*
	0, Binghamton (11/14/14)*
Blocked Shots	0, on 28 occasions
Turnovers	3 on four occasions
Fouls	7, Connecticut (1/24/09)*
	7, Connecticut (2/28/09)

* - Indicates games played at Purcell Pavilion

**2017-18 Notre Dame Men's Basketball
Notre Dame Combined Team Statistics (as of Mar 08, 2018)
All games**

RECORD:	OVERALL	HOME	AWAY	NEUTRAL
ALL GAMES	20-14	10-5	5-7	5-2
CONFERENCE	8-10	5-4	3-6	0-0
NON-CONFERENCE	12-4	5-1	2-1	5-2

#	Player	gp-gs	min	avg	Total		3-Point		F-Throw		Rebounds				pf	dq	a	to	blk	stl	pts	avg
					fg-fga	fg%	3fg-fga	3fg%	ft-fga	ft%	off	def	tot	avg								
35	Bonzie Colson	19-19	628	33.1	146-290	.503	16-55	.291	76-99	.768	43	148	191	10.1	34	0	18	30	43	34	384	20.2
05	Matt Farrell	29-29	1037	35.8	160-378	.423	96-241	.398	71-87	.816	6	66	72	2.5	41	0	159	67	2	30	487	16.8
10	TJ Gibbs	34-34	1280	37.6	159-388	.410	76-192	.396	124-149	.832	22	71	93	2.7	58	0	106	52	2	33	518	15.2
23	Martinas Geben	34-34	848	24.9	146-244	.598	1-3	.333	79-93	.849	102	174	276	8.1	68	0	39	56	31	20	372	10.9
00	Rex Pflueger	33-33	1098	33.3	90-246	.366	39-122	.320	55-71	.775	40	99	139	4.2	64	1	102	51	7	37	274	8.3
03	DJ Harvey	19-5	345	18.2	39-100	.390	15-45	.333	18-29	.621	14	42	56	2.9	21	0	11	11	3	11	111	5.8
33	John Mooney	34-7	523	15.4	70-142	.493	31-68	.456	24-45	.533	35	97	132	3.9	54	1	16	12	11	10	195	5.7
13	Nikola Djogo	30-3	457	15.2	26-90	.289	13-52	.250	11-21	.524	16	42	58	1.9	30	0	20	15	7	7	76	2.5
12	Elijah Burns	29-1	308	10.6	22-54	.407	1-4	.250	23-30	.767	19	47	66	2.3	19	0	7	14	3	6	68	2.3
01	Austin Torres	29-5	305	10.5	29-48	.604	0-0	.000	3-16	.188	22	46	68	2.3	49	0	11	14	10	9	61	2.1
21	Matt Gregory	15-0	29	1.9	1-10	.100	1-6	.167	0-0	.000	1	2	3	0.2	1	0	0	0	0	0	3	0.2
25	Liam Nelligan	11-0	17	1.5	1-2	.500	0-1	.000	0-0	.000	2	1	3	0.3	0	0	0	0	2	0	2	0.2
Team											32	40	72				14					
Total.....		34	6875		889-1992	.446	289-789	.366	484-640	.756	354	875	1229	36.1	439	2	489	336	121	197	2551	75.0
Opponents.....		34	6875		877-2038	.430	271-765	.354	310-444	.698	349	807	1156	34.0	540	-	482	378	128	172	2335	68.7

TEAM STATISTICS	ND	OPP	Date	Opponent	Score	Att.
SCORING	2551	2335	11/11/17	at DePaul	W 72-58	10194
Points per game	75.0	68.7	11/13/17	MOUNT ST. MARY'S	W 88-62	6633
Scoring margin	+6.4	-	11/16/17	CHICAGO STATE	W 105-66	8046
FIELD GOALS-ATT	889-1992	877-2038	11/20/17	vs CHAMINADE	W 83-56	2400
Field goal pct	.446	.430	11/21/17	vs LSU	W 92-53	2400
3 POINT FG-ATT	289-789	271-765	11/22/17	vs WICHITA STATE	W 67-66	2400
3-point FG pct	.366	.354	11/30/17	at Michigan State	L 63-81	14797
3-pt FG made per game	8.5	8.0	12/3/17	ST. FRANCIS BROOKLYN	W 71-53	8911
FREE THROWS-ATT	484-640	310-444	12/5/17	BALL STATE	L 77-80	8891
Free throw pct	.756	.698	12/9/17	at Delaware	W 92-68	4737
F-Throws made per game	14.2	9.1	12/16/17	vs Indiana	Lot 77-80	18680
REBOUNDS	1229	1156	12/19/17	DARTMOUTH	W 97-87	6837
Rebounds per game	36.1	34.0	12/21/17	SOUTHEASTERN LA.	W 86-50	7134
Rebounding margin	+2.1	-	* 12/30/17	GEORGIA TECH	W 68-59	8441
ASSISTS	489	482	* 1/3/18	NC STATE	W 88-58	7563
Assists per game	14.4	14.2	* 1/6/18	at Syracuse	W 51-49	24304
TURNOVERS	336	378	* 1/10/18	at Georgia Tech	L 53-60	7771
Turnovers per game	9.9	11.1	* 1/13/18	NORTH CAROLINA	L 68-69	9149
Turnover margin	+1.2	-	* 1/16/18	LOUISVILLE	Lo2 78-82	9076
Assist/turnover ratio	1.5	1.3	* 1/20/18	at Clemson	L 58-67	9000
STEALS	197	172	* 1/27/18	VIRGINIA TECH	L 75-80	9149
Steals per game	5.8	5.1	* 1/29/18	at Duke	L 66-88	9314
BLOCKS	121	128	* 2/3/18	at NC State	L 58-76	19500
Blocks per game	3.6	3.8	* 2/6/18	BOSTON COLLEGE	W 96-85	8953
ATTENDANCE	126088	213734	* 2/10/18	FLORIDA STATE	W 84-69	9149
Home games-Avg/Game	15-8406	12-12699	* 2/12/18	at North Carolina	L 66-83	19336
Neutral site-Avg/Game	-	7-8763	* 2/17/18	at Boston College	W 84-67	8606
			* 2/19/18	MIAMI	L 74-77	9149
Score by Periods	1st	2nd	OT	OT2	Totals	
Notre Dame	1155	1368	21	7	2551	
Opponents	1112	1188	24	11	2335	
						* 2/24/18
						at Wake Forest
						W 76-71
						10626
						* 2/28/18
						PITTSBURGH
						W 73-56
						9007
						* 3/3/18
						at Virginia
						L 57-62
						14205
						3/6/18
						vs Pittsburgh
						W 67-64
						0
						N 3/7/18
						vs Virginia Tech
						W 71-65
						17732
						3/8/18
						vs Duke
						L 70-88
						17732

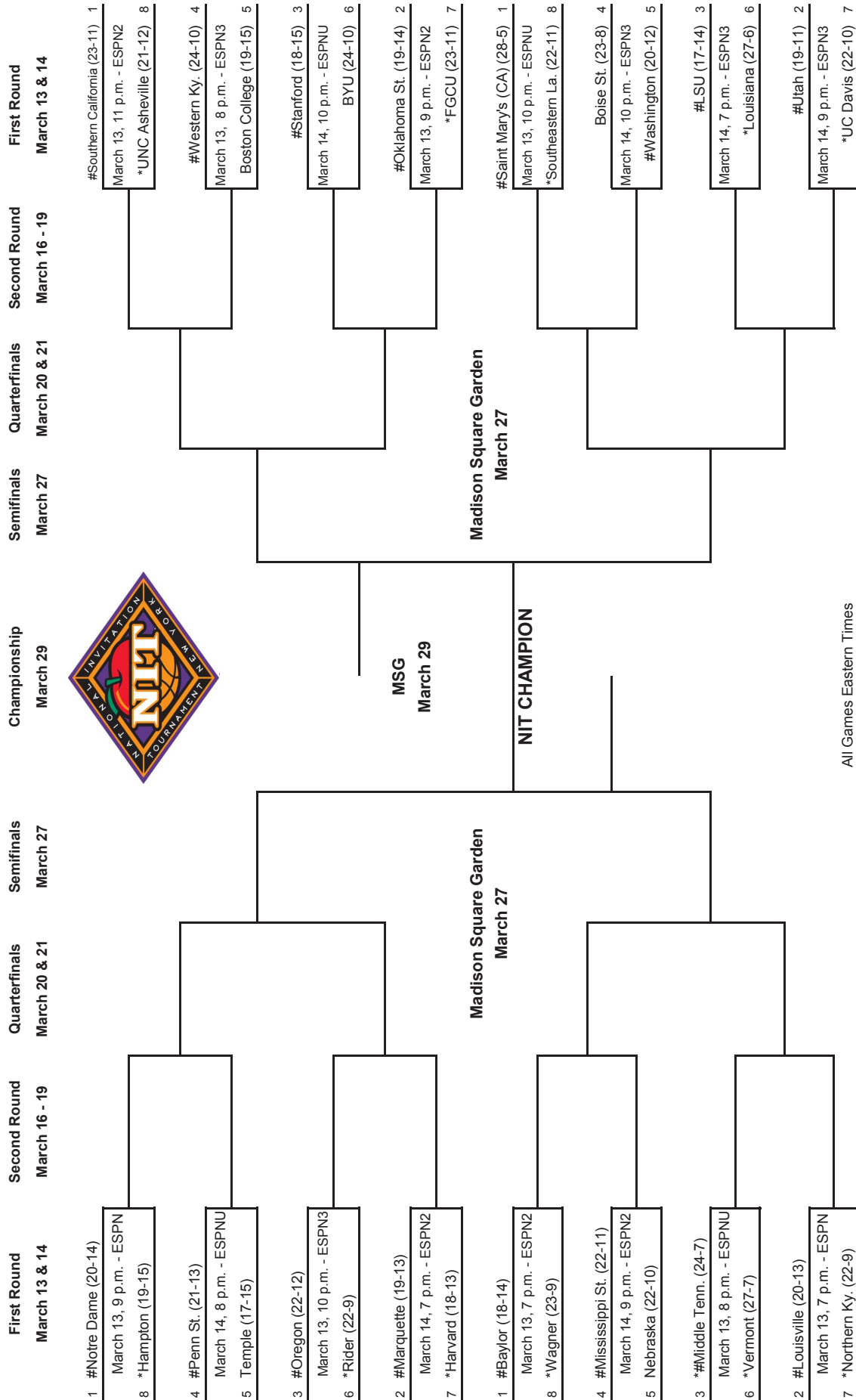
* - Conference game

**2017-18 Notre Dame Men's Basketball
Notre Dame Team Game-by-Game Comparison (as of Mar 08, 2018)
All games**

Opponent	1st	2nd	Score	Mar	Total FG	FG Pct	3-Pointers	3FG Pct	Free Throws	FT Pct	Rebounds	Assist	T/Over	Block	Steal	Fouls	
DePaul	29/25	43/33	72-58	+14	25-53/22-65	.472/.338	12-27/5-22	.444/.227	10-16/9-16	.625/.563	40/36	+4	10/9	9/4	3/2	1/4	15/12
MOUNT ST. MARY'S	40/32	48/30	88-62	+26	33-63/24-61	.524/.393	4-12/11-35	.333/.314	18-19/3-4	.947/.750	39/29	+10	17/11	6/13	6/1	8/4	9/14
CHICAGO STATE	56/29	49/37	105-66	+39	36-58/22-61	.621/.361	10-22/6-16	.455/.375	23-30/16-21	.767/.762	41/24	+17	18/13	12/15	8/2	9/9	18/21
CHAMAINADE	38/29	45/27	83-56	+27	28-52/24-68	.538/.353	9-20/7-29	.450/.241	18-26/1-4	.692/.250	38/37	+1	15/9	10/12	6/3	7/4	12/18
LSU	40/24	52/29	92-53	+39	33-64/19-52	.516/.365	15-32/6-23	.469/.261	11-17/9-12	.647/.750	35/32	+3	18/9	6/17	2/4	12/2	10/15
WICHITA STATE	23/37	44/29	67-66	+1	25-51/27-59	.490/.458	4-12/8-23	.333/.348	13-17/4-5	.765/.800	29/32	(3)	13/17	9/10	5/4	6/3	14/16
Michigan State	26/46	37/35	63-81	(18)	24-54/31-60	.444/.517	8-18/9-21	.444/.429	7-10/10-14	.700/.714	21/42	(21)	16/21	10/13	6/6	8/4	15/14
ST. FRANCIS BROOKLYN	43/25	28/28	71-53	+18	24-58/19-60	.414/.317	3-14/6-23	.214/.261	20-29/9-12	.690/.750	43/37	+6	10/10	10/16	6/3	9/2	10/21
BALL STATE	29/34	48/46	77-80	(3)	26-54/29-63	.481/.460	6-17/8-24	.353/.333	19-26/14-16	.731/.875	26/40	(14)	16/12	10/14	2/3	9/4	13/21
Delaware	38/27	54/41	92-68	+24	33-58/25-64	.569/.391	13-23/9-22	.565/.409	13-14/9-13	.929/.692	36/32	+4	14/16	7/7	3/0	3/5	14/9
Indiana	31/25	34/40	77-80	(3)	25-61/27-55	.410/.491	8-24/8-21	.333/.381	19-26/18-25	.731/.720	32/41	(9)	14/16	9/16	2/5	6/1	21/23
DARTMOUTH	46/39	51/48	97-87	+10	34-59/32-63	.576/.508	8-20/15-32	.400/.469	21-24/8-10	.875/.800	35/25	+10	15/24	15/16	3/1	10/11	10/20
SOUTHEASTERN LA.	37/29	49/21	86-50	+36	30-69/20-67	.435/.299	7-26/5-20	.269/.250	19-22/5-12	.864/.417	47/43	+4	11/15	6/16	10/2	9/4	8/11
GEORGIA TECH	23/28	45/31	68-59	+9	23-60/23-60	.383/.383	7-20/6-20	.350/.300	15-18/7-18	.833/.389	45/34	+11	15/10	11/7	3/6	5/9	14/14
NC STATE	48/36	40/22	88-58	+30	29-56/22-60	.518/.367	11-25/6-18	.440/.333	19-25/8-15	.760/.533	41/30	+11	20/12	12/15	5/1	9/8	14/21
Syracuse	19/28	32/21	51-49	+2	17-56/18-46	.304/.391	5-21/8-18	.238/.444	12-16/5-6	.750/.833	42/27	+15	9/9	13/14	1/7	7/6	9/15
Georgia Tech	20/30	33/30	53-60	(7)	21-59/25-59	.356/.424	4-18/5-12	.222/.417	7-12/5-6	.583/.833	33/39	(6)	16/13	10/13	2/6	8/7	10/10
NORTH CAROLINA	37/40	31/29	68-69	(1)	23-66/26-61	.348/.426	10-24/6-21	.417/.286	12-15/11-17	.800/.647	45/37	+8	13/16	11/7	4/4	1/7	16/16
LOUISVILLE	28/30	34/32	78-82	(4)	30-79/30-61	.380/.492	11-38/7-20	.289/.350	7-11/15-17	.636/.882	48/34	+14	17/14	18/16	3/4	9/6	15/12
Clemson	30/33	28/34	58-67	(9)	24-62/23-52	.387/.442	8-31/9-23	.258/.391	2-2/12-15	1000/.800	38/32	+6	12/12	11/9	3/7	1/5	17/10
VIRGINIA TECH	27/34	48/46	75-80	(5)	24-61/29-57	.393/.509	12-29/14-25	.414/.560	15-19/8-10	.789/.800	39/28	+11	10/19	13/10	4/3	4/7	11/19
Duke	34/42	32/46	66-88	(22)	22-61/32-64	.361/.500	7-25/12-20	.280/.600	15-18/12-16	.833/.750	27/43	(16)	13/15	10/12	1/6	8/5	12/14
NC State	21/37	37/39	58-76	(18)	21-54/30-60	.389/.500	8-24/6-18	.333/.333	8-14/10-14	.571/.714	26/38	(12)	13/20	15/13	4/6	6/8	13/14
BOSTON COLLEGE	47/38	49/47	96-85	+11	31-59/30-61	.525/.492	16-29/12-30	.552/.400	18-23/13-13	.783/1000	30/32	(2)	21/14	5/8	2/2	1/3	13/19
FLORIDA STATE	40/34	44/35	84-69	+15	27-55/26-64	.491/.406	10-26/9-26	.385/.346	20-24/8-13	.833/.615	35/35	-	11/12	10/12	2/5	4/4	15/19
North Carolina	34/38	32/45	66-83	(17)	22-58/32-60	.379/.533	10-27/6-16	.370/.375	12-23/13-20	.522/.650	29/42	(13)	17/19	6/6	1/5	4/2	16/15
Boston College	46/30	38/37	84-67	+17	31-49/25-56	.633/.446	14-23/7-21	.609/.333	8-11/10-12	.727/.833	24/28	(4)	16/10	13/13	4/3	5/4	10/11
MIAMI	29/38	45/39	74-77	(3)	28-53/31-58	.528/.534	7-20/9-19	.350/.474	11-14/6-14	.786/.429	33/25	+8	14/15	12/8	2/2	4/7	13/14
Wake Forest	36/41	40/30	76-71	+5	25-57/26-59	.439/.441	8-23/9-26	.348/.346	18-20/10-15	.900/.667	36/31	+5	13/17	7/6	2/7	4/4	13/15
PITTSBURGH	39/23	34/33	73-56	+17	28-67/22-66	.418/.333	7-24/7-30	.292/.233	10-15/5-6	.667/.833	51/35	+16	17/11	8/7	6/7	2/4	7/14
Virginia	27/32	30/30	57-62	(5)	19-53/21-50	.358/.420	7-24/5-11	.292/.455	12-17/15-21	.706/.714	37/30	+7	10/15	8/5	2/3	3/7	17/16
Pittsburgh	36/24	31/40	67-64	+3	18-53/24-61	.340/.393	5-19/9-33	.263/.273	26-31/7-11	.839/.636	41/34	+7	7/11	6/8	4/3	5/1	11/25
Virginia Tech	21/34	50/31	71-65	+6	20-53/25-60	.377/.417	10-29/8-30	.345/.267	21-25/7-9	.840/.778	38/32	+6	13/15	11/10	2/1	3/6	12/21
Duke	37/41	33/47	70-88	(18)	30-67/36-65	.448/.554	5-23/8-17	.217/.471	5-11/8-12	.455/.667	29/40	(11)	25/21	7/10	2/4	7/5	12/11

Note: Game totals are displayed in the format TEAM/OPPONENT for each category

2018 NATIONAL INVITATION TOURNAMENT



MSG
March 29

Madison Square Garden
March 27

NIT CHAMPION

Madison Square Garden
March 27

All Games Eastern Times
*Automatic Qualifiers - Regular Season Conference Champions
#Host Institution

© Copyright 2018 NIT, L.L.C.