



# WOLFPACK FOOTBALL

ONLINE: GOPACK.COM • TWITTER: @PACKFOOTBALL • INSTAGRAM: @PACKFOOTBALL • FACEBOOK: STATEPACKFOOTBALL

## SERIES HISTORY:

**Overall** ..... NC State leads 2-0  
**In South Bend** ..... First meeting  
**In Raleigh** ..... NC State leads 1-0  
**Neutral** ..... NC State leads 1-0  
**Last Meeting** ..... NC State 10-3, 10/8/16

## TELEVISION: NBC

**Play-by-Play** ..... Mike Tirico  
**Analyst** ..... Doug Flutie  
**Sideline Reporter** ..... Kathryn Tappen

## RADIO: WOLFPACK SPORTS NETWORK

**Flagship** ..... WRAL 101.5 FM  
**Sirius/XM Channels** ..... 129/129  
**Play-by-Play** ..... Gary Hahn  
**Analyst** ..... Johnny Evans  
**Sidelines** ..... Tony Haynes

## LAST TIME OUT:

**NC State** ..... W, 35-17 vs. Pitt (10/14)  
**Notre Dame** ..... W, 49-14 vs. USC

## TEAM HISTORY

**All-Time Record** ..... 590-568-55  
**First Year of Football** ..... 1892

## 125 YEARS OF PACK FOOTBALL

NC State (then known as The North Carolina College of Agriculture & Mechanic Arts), played its first football game against the Raleigh Male Academy on March 12, 1892. The coaches were professors who had to be convinced annually to coach a game they barely knew and the first season was a single game, which A&M won 12-6.

From those humble beginnings, NC State has been competing at the highest level of college athletics for more than a century, as a charter member of both the Southern Conference and, later, the Atlantic Coast Conference.



GAME 8

14/15 **NC STATE** (6-1, 4-0 ACC) vs. 9/10 **NOTRE DAME** (6-1)

Saturday, Oct. 28, 2017 • 3:30 pm • South Bend, Ind. • Notre Dame Stadium (80,795)



### WOLFPACK

Head Coach: Dave Doeren  
 Alma Mater: Drake '93  
 Record at NCSU: 31-27 (5th yr)  
 Overall Record: 54-31 (7th yr.)



### FIGHTING IRISH

Head Coach: Brian Kelly  
 Alma Mater: Rhode Island '90  
 Rec. at ND: 65-32 (8th yr)  
 Overall Rec.: 236-89-2 (28th yr.)

## NOTING THE WOLFPACK

**NC STATE VS. NOTRE DAME:** Saturday's game will mark only the third time that NC State and Notre Dame have met on the gridiron and the second regular season meeting between the two teams.

The teams faced off following the 2002 campaign in the Toyota Gator Bowl, when the Wolfpack capped off the winningest season in school history (11-3) with a 28-6 victory over the 11th-ranked Irish. That was the only time NC State has won a game involving two teams that had 10 wins entering the game.

Last season's game was epic in that it was playing as the outer bands of Hurricane Matthew passed through North Carolina. On the day that NC State celebrated the 50th anniversary of the first game in Carter-Finley Stadium, the two teams slugged it out in the driving rain, but a blocked punt return by FS Dexter Wright gave the Pack a 10-3 victory.

The Irish have never scored a touchdown against the Wolfpack.

**RANKED:** NC State has moved up to No. 14 in the Associated Press poll this week, No. 15 in the Amway Coaches' Polls. It's the highest ranking for the Wolfpack since the 2nd week of the 2003 season, when the Philip Rivers-led NC State squad ranked 14th.

**VS. RANKED:** The Wolfpack has already racked up a pair of wins over ranked teams this season, a 27-21 win at 12th-ranked Florida State and a 39-25 victory over No. 17 Louisville. The next two contests will also be against ranked teams: No. 9 Notre Dame and No. 7 Clemson.



With an 83-yard TD rush and a 92-yard punt return for a score vs. Pitt, Nyheim Hines is the only FBS player this century to score on an 80+ yard run and PR in a single game.

## PACK IN THE POLLS

Wk	AP	Coaches
Pre	RV	RV
2	--	--
3	--	--
4	--	--
5	RV	RV
6	24	24
7	20	20
8	16	17
9	14	15

This season marks the first time the Pack has defeated two ranked ACC foes in the same season since 2006, the first time it has beaten two ranked foes since 2010, and the first



S. CAROLINA	MARSHALL	FURMAN	<sup>12</sup> FLORIDA ST.	SYRACUSE	<sup>17</sup> LOUISVILLE	PITT	<sup>9</sup> NOTRE DAME	CLEMSON	BOSTON COLL.	WAKE FOREST	UNC
Sept. 2	Sept. 9	Sept. 16	Sept. 23	Sept. 30	Oct. 5	Oct. 14	Oct. 28	Nov. 4	Nov. 11	Nov. 18	Nov. 25
L, 28-35	W, 37-20	W, 49-16	W, 27-21	W, 33-25	W, 39-25	W, 35-17	3:30 p.m./NBC	TBA	TBA	TBA	TBA
Charlotte, NC	Raleigh, NC	Raleigh, NC	Tallahassee, Fla	Raleigh, NC	Raleigh, NC	Pittsburgh, Pa.	South Bend, Ind	Raleigh, NC	Chestnut Hill, Ma.	Winston-Salem	Raleigh, NC

**COMMUNICATIONS CONTACTS**

**Physical Address** .....Murphy Football Center  
4600 Trinity Rd, Raleigh, NC 27607  
**Mailing Address** .....PO Box 8504  
Raleigh, NC 27695



**ANNABELLE MYERS**  
Assistant AD/Communications  
Office: 919.515.1181  
Cell: 919.819.8302  
Email: amyers@ncsu.edu



**BRIAN REINHARDT**  
Director of Athletics Digital Communications  
Office: 919.746.9479  
Cell: 919.819.8317  
Email: breinha@ncsu.edu



**ELLIOTT CARR**  
Communications Assistant  
Office: 919.746.9835  
Cell: 630.245.3193  
Email: ejcarr@ncsu.edu

**NC STATE QUICK FACTS**

**HEAD COACH DAVE DOEREN**

Alma Mater ..... Drake '93  
Career Record .....54-31 (.635), 7th yr  
Record at NC State .....31-27 (.534), 5th yr.  
Bowl Record .....3-1\*  
vs. Notre Dame .....1-0  
\* Doeren led 2012 NIU team to Orange Bowl vs. Florida State but did not coach the game

**ASSISTANT COACHES**..... LOCATION

Elijah Drinkwitz (OC/QB)..... PB  
Dave Huxtable (DC/LB)..... PB  
George Barlow (AHC/CB)..... Field  
Eddie Faulkner (TE/FB/ST)..... Field  
Aaron Henry (SAF)..... Field  
Des Kitchings (AHC/RC/RB)..... PB  
Dwayne Ledford (OL)..... Field  
George McDonald (WR)..... Field  
Kevin Patrick (DL)..... Field

**STADIUM INFORMATION**

Name: .....Carter-Finley Stadium  
Field: .....Wayne T. Day Family Field  
Capacity: .....57,600  
Surface: .....Natural Grass  
First Year: .....1966  
Stadium Record: .....201-112-6

**NC STATE UNIVERSITY INFORMATION**

Location: .....Raleigh, N.C.  
Founded: .....1887  
Enrollment: .....33,755  
Colors: .....Red (PMS 186 C) & White  
Chancellor: .....Dr. Randy Woodson  
Athletics Director: .....Deborah A. Yow

time it has defeated two ranked teams in the regular season since 2008.

The Wolfpack last beat three ranked teams in a season in 1992 (No. 15 Iowa, No. 18 Clemson and No. 25 Wake Forest).

**TOP 15 MATCHUP:** For only the sixth time in school history, and the first time since the 1992 Gator Bowl, NC State will be in a match-up of two top-15 programs when the Pack travels to Notre Dame this weekend.

A top-15 matchup in the regular season has not happened at NC State since the 1980 ACC matchup with North Carolina.

**HOT START:** NC State's 6-1 start in 2017 ties as the third-best for a Wolfpack squad since joining the ACC in 1953.

The Oct. 14 win over Pitt marked the first time NC State has opened the season 4-0 in ACC play in 15 seasons. In 2002, the most successful season in school history, the Wolfpack opened 4-0 in the ACC and went on to 11 victories.

The 2002 campaign was the last time an NC State squad posted a six-game winning streak as well. The Wolfpack started off 9-0 that season.

**HONORS:** The Wolfpack has been well represented on the midseason All-America lists. DE Bradley Chubb has been honored by every outlet that chooses a midseason team and was a consensus choice by CBS Sports and Sports Illustrated.

ESPN named Chubb it's midseason Defensive Player of the Year.

H(yrbrid) Jaylen Samuels and Nyheim Hines, who earned mention as an all-purpose player, also earned several nods.

**COACH OF THE YEAR:** NC State head coach Dave Doeren, known as "Coach D" to his players, has been named to the Watch List for the American Heart Association Paul "Bear" Bryant Award and for the Dodd Coach of the Year Award. Doeren, who has led the Wolfpack to six straight wins, a 6-1 record and a No. 16 national ranking, is one of 20 candidates for the honor.

Now in its 32nd year, the Bryant award recognizes the country's top college football coaches for their contributions both on and off the field. The Coach of the Year Award is the only college coaching honor selected after all bowl games are concluded and is voted on by the National Sports Media Association. Finalists will be announced in December.

The Dodd Trophy, "college football's most coveted coaching award," celebrates the head coach of a team who enjoys success on the gridiron, while also stressing the importance of scholarship, leadership and integrity - the three pillars of legendary coach Bobby Dodd's philosophy.

**BOWLING:** NC State will be headed to a postseason bowl for the fourth straight year. The 2017 senior class will be just the 7th team in school history to play in four straight bowl games.

**TOP 15 MATCHUPS**

Year	NCSU		Opp.	Res
	Rk	Rk		
1992	12	14	Florida (Gator Bowl)	L, 10-27
1980	15	8	@ UNC	L, 8-28
1973	14	2	@ Nebraska	L, 14-31
1967	9	2	@ Houston	W, 16-6
1957	11	2	Duke	T, 14-14

**BEST STARTS**

Rk	Year	Through 7	Through 8
1.	2002	7-0	8-0
	1967	7-0	8-0
3.	2017	6-1	??-??
	1991	6-1	7-1
	1989	6-1	7-1
	1974	6-1	6-2
	1988	6-1	6-2
	1979	6-1	6-2
	1963	6-1	7-1

**MIDSEASON ALL-AMERICANS**

Name	AP	ESPN	CBS	SN	Ath	Fox	SI	USAT	Ath
Chubb	✓	✓	✓	✓	✓	✓	✓	✓	✓
Samuels	✓	✓		✓		✓	✓		✓
Hines	✓		✓		✓	✓			

\* - consensus pick

**This Week in NC State Football**

MONDAY, Oct. 23	TUESDAY, Oct. 24	WEDNESDAY, Oct. 25	THURSDAY, Oct. 16	FRIDAY, Oct. 27
<ul style="list-style-type: none"> <li>Dave Doeren Press Conference 12 p.m.</li> </ul>	<ul style="list-style-type: none"> <li>Post-practice interviews with offensive players, coaches 11:30 a.m.</li> </ul>	<ul style="list-style-type: none"> <li>Post-practice interviews with defensive players, coaches 11:40 am</li> <li>Doeren on ACC Teleconference 12:40 p.m.</li> <li>Doeren radio show, 7 p.m.</li> </ul>	<ul style="list-style-type: none"> <li>Post-practice interview with Head Coach Dave Doeren, 11:15 a.m.</li> </ul>	<ul style="list-style-type: none"> <li>Travel to Notre Dame</li> </ul>

**2017 STATS COMPARISON**

	NCSU	ND
Points/Game	35.4	41.3
First Downs	168	155
Rushing Yards/Game	177.4	317.9
Passing Yards/Game	290.0	157.0
Total Offense/Game	467.4	474.9
INTs Thrown	0	4
Sacks Allowed	1.14	1.42
Points Allowed/Game	22.7	16.4
Rushing Yards Allowed/Game	91.3	126.1
Passing Yards Allowed/Game	287.0	235.3
Total Offense Allowed/Game	378.3	361.4
Interceptions by	6	7
Sacks By	2.57	2.57
Turnover Margin	1.14	1.43
Kickoff Return Avg.	23.41	21.0
Punt Return Avg.	19.57	5.0
Penalties per Game/Pen. Yds	5.29/46.71	6.42/54.9

**2017 NCAA RANKING**

	NCSU	PITT
Points/Game	31st	11th
First Downs	26th	53rd
Rushing Yards/Game	49th	6th
Passing Yards/Game	24th	116th
Total Offense/Game	24th	19th
INTs Thrown	1st	30th
Sacks Allowed	14th	38th
Points Allowed/Game	46th	12th
Rushing Yards Allowed/Game	6th	30th
Passing Yards Allowed/Game	121st	85th
Total Offense Allowed/Game	54th	42nd
Interceptions by	63th	32nd
Sacks By	32nd	46th
Turnover Margin	10th	4th
Kickoff Return Avg.	30th	70th
Punt Return Avg.	7th	94th
Fewest Penalties/Game	30th	74th

**WOLFPACK ON 2017 NFL ROSTERS**

David Amerson (2010-12)	Oakland Raiders
Jacoby Brissett (2014-15)	Indianapolis Colts
Juston Burris, CB (2012-15)	New York Jets
Matt Dayes, RB (2013-16)	Cleveland Browns
Mike Glennon, QB (2011-12)	Chicago Bears
David Grinnage (2013-15)	Jacksonville Jaguars
Steven Hauschka, PK (2007)	Buffalo Bills
Dontae Johnson, CB (2010-13)	San Fran. 49ers
Josh Jones, S (2014-16)	Green Bay Packers
Ted Larsen, C (2006-09)	Miami Dolphins
T.Y. McGill, DT (2011-14)	Cleveland Browns
Philip Rivers, QB (2000-03)	LA Chargers
J.R. Sweezy, OG (2009-11)	Tampa Bay Bucs
Joe Thuney, OG (2012-15)	N. England Patriots
Jack Tocho, SAF (2013-16)	Minnesota Vikings
Russell Wilson, QB (2008-10)	Seattle Seahawks
Willie Young, DE (2006-09)	Chicago Bears

The Wolfpack seniors have been to the 2014 St. Petersburg Bowl (W), the 2015 Belk Bowl (L) and the 2016 Independence Bowl (W).

As a head coach, Dave Doeren has led his teams to bowl games in six of his seven seasons.

**FINLEY STREAKS:** Junior quarterback Ryan Finley currently boasts the nation's longest streak of consecutive pass attempts without an interception. Finley's last pick came against Miami on Nov. 19, 2016 - 313 attempts ago.

Finley passed Jacoby Brissett (the current starting quarterback for the Indianapolis Colts) to move into second place in school history. Against Louisville, he moved into second place in the ACC record books.

Breaking either of those records will be difficult, as former Pack QB Russell Wilson set the NCAA record with 379 straight attempts without an interception in 2008-09.

Last season, Finley threw 139 consecutive passes to open the season without throwing an interception. That was the longest for any first-time Wolfpack starter before throwing his first pick.

**HINES FOR ONE HUNDRED:** Nyheim Hines is the only player in the ACC to post 3 straight 100+ rushing games in 2017.

With at least six games remaining, the junior is just 352 yards away from 1,000 yards. If he averages 58.7 yards per game in those remaining guaranteed six contests, it would give NC State a 1,000-yard rusher for the second straight season, as Matthew Dayes, now with the Cleveland Browns, rushed for 1,166 yards in 2016.

It would mark the first time NC State has had a 1,000-yard rusher in back-to-back seasons since the 1977 and 1978 campaigns, when the ACC's all-time leading rusher Ted Brown tallied 1,251 and 1,350 of his 4,602 career yards. In fact, it would be only the fourth time ever that the Pack has fielded 1,000-yard rushers in consecutive seasons and only the second time ever it was accomplished by two different players (1973 - Willie Burden and 1974 - Stan Fritts).

Hines ranks 4th in the ACC, 30th in the FBS, in rushing yards with 92.6 per game for the season.

**HOLDING ON:** Seven games into the 2017 campaign, NC State has turned the ball over just three times: twice in the opener against South Carolina and once against Louisville. The Wolfpack leads the FBS for fewest turnovers this season.

NC State is one of two teams nationally that has not thrown an interception in 2017 (Georgia Tech, with just 42 attempts this season) is the other.

Only six times in school history has the Pack turned the ball over a single-digit total in the first seven games and *three* of those have been under Dave Doeren. Only two times in school history has a Wolfpack squad had five turnover free games in a season and both of those have been under his direction.

The Wolfpack went four *straight* games without a miscue for the first time in school history.

**CURRENT FBS STREAKS**

Rk	Name, School	Streak
1.	Ryan Finley (NC State)	313
2.	Christian Chapman (San Diego St.)	157
3.	Steven Montez (Colorado)	108

**WOLFPACK INT-FREE STREAKS**

Rk	Quarterback	Years	Streak
1.	Russell Wilson	2008-09	379
2.	Ryan Finley	2016-pres.	313
3.	Jacoby Brissett	2014	187

**ACC INT-FREE STREAKS**

Rk	Quarterback	Years	Streak
1.	Russell Wilson	2008-09	379
2.	Ryan Finley	2016-pres.	313

**CONSECUTIVE 100-YARD GAMES**

Rk	Name	Streak
1.	Ted Brown, 1977	5
2.	Matthew Dayes, 2015	4
	Tremayne Stephens, 1997	4
	Joe McIntosh, 1981	4
	Ted Brown, 1978	4
	Ted Brown, 1975	4
7.	<b>Nyheim Hines, 2017</b>	<b>3</b>
	Seven other times	3

**FEWEST TOs THROUGH 7**

Rk	Name	Coach	TOs/1st 7
1.	2017	Doeren	3
2.	2015	Doeren	4
3.	2014	Doeren	9
	2009	O'Brien	9
	2000	Amato	9
	2001	Amato	9

**GAMES IN SEASON W/ 0 TOs**

Rk	Season	Games w/ 0 TOs
1.	2017	5
	2014	5
3.	2015	4
	2009	4
	2008	4
	2002	4
	1967	4



## 2017 HONORS

### MIDSEASON ALL-AMERICAN

Bradley Chubb, DE ..... AP, The Athletic, CBS Sports  
 .....ESPN, Fox Sports, Sporting News,  
 .....Sports Illustrated, USA Today  
 Nyheim Hines, RB/AP ..... AP (2nd), The Athletic,  
 ..... CBS Sports, Fox Sports (2nd team AP)  
 Jaylen Samuels, H..... AP, ESPN, FoxSports,  
 ..... Sports Illustrated (1st tm AP, 2nd tm, TE),  
 .....Sporting News

### OTHER NATIONAL HONORS

Bradley Chubb ..... ESPN Midseason Def. Player of Year  
 A.J. Cole, III, P..... Allstate AFCA Good Works Team  
 Offensive Line ..... Joe Moore Midseason Honor Roll

### ACC PLAYERS OF THE WEEK

Tony Adams, OG .....O-lineman (S. Carolina)  
 Bradley Chubb, DE .....D-lineman (Florida St.)  
 ..... D-lineman (Syracuse)  
 Ryan Finley, QB ..... Offensive back (Louisville)  
 Will Richardson, OT ..... O-lineman (Louisville)

### WEEKLY HONORS

Bradley Chubb, DE.... Athlon Def. Player of Week (FSU)  
 Ryan Finley, QB ..... Manning Star of the Week (FSU)  
 .....Taxslayer Bowl Player of Week (FSU)  
 .....Manning Award State of the Week (Louisville)  
 .....Davey O'Brien Great 8 (FSU)  
 Nyheim Hines, RB ..... Hornung Award Honor Roll (SC)  
 ..... Hornung Award Honor Roll (Louisville)  
 ..... Hornung Award Honor Roll (Pitt)

### PRESEASON HONORS

Tony Adams, OG .....Outland Trophy  
 Bradley Chubb, DE ..... Bednarik Award  
 ..... Nagurski Trophy  
 .....Hendricks Award  
 .....AP Preseason All-American (1st)  
 ..... Athlon Preseason All-American (2nd)  
 .....Sports Illustrated Preseason All-American (2nd)  
 ..... ACSMA Preseason All-ACC  
 A.J. Cole, III, P..... Ray Guy Award  
 ..... Allstate AFCA Goodworks Team  
 .....Wuerffel Trophy  
 ..... ACSMA Preseason All-ACC  
 Cole Cook, TE..... Mackey Award  
 Ryan Finley, QB .....Manning Award  
 .....Unitas Golden Arm Trophy  
 B.J. Hill, DT ..... Nagurski Trophy  
 .....Outland Trophy  
 Airius Moore, LB..... Butkus Award  
 .....Lott ImPACK Trophy  
 Jaylen Samuels, H..... Hornung Award  
 .....Maxwell Award  
 .....Biletnikoff Award  
 ..... Athlon Preseason All-American (1st)  
 ..... Sports Illustrated Preseason All-American (1st)  
 ..... AP Preseason All-American (2nd)  
 ..... ACSMA Preseason All-ACC

### HARMON FOR ONE HUNDRED:

Wide receiver Kelvin Harmon has turned in four 100+ receiving games in 2017, the first Wolfpack player with that many 100-yard games in a season since Jerricho Cotchery had seven in 2003.

Harmon is just the seventh receiver in school history to go over the century mark 4 or more times in a season. His four ranks second in the ACC for 2017.

With 100-yard games in the first two outings of 2017 (vs. South Carolina and Marshall), Harmon becoming the first Pack player to open the season with back-to-back 100+ receiving games since Koren Robinson in 2000.

**IN THE TRENCHES:** Want to know head coach Dave Doeren's formula on how to build a championship football team? It all starts in the trenches. Doeren and his staff have quietly built an offensive and defensive line that rival the best in the ACC and perhaps the nation.

The defensive line has gotten much publicity. That unit helped the Wolfpack rank 8th in the FBS in rushing defense last season and 8th halfway through the 2017 campaign. All four of the Wolfpack's starting d-linemen have projected first-round draft grades by some outlets and two - Bradley Chubb and B.J. Hill - are on the watch lists for the Bednarik, Nagurski and Outland awards.

**(SACKS) FOR:** NC State enters game 8 ranked 32nd in the FBS in sacks with 2.57 per game (which incidently, ties with Notre Dame). Senior end Bradley Chubb posts the 7th best individual sacks mark in the nation (1st in the ACC) with 0.93 per contest.

Of the Wolfpack's 18 total sacks, 15 have come from defensive linemen, led by Chubb's 6.5. 11 have come from the four starters on the d-line, while three backups have also tallied sacks.

**(SACKS) AGAINST:** NC State has allowed just eight sacks this season and only seven on quarterback Ryan Finley (the other was when WR Jakobi Meyers attempted a pass against Florida State and was called for intentional grounding). And half the sacks allowed came in the first game of the season as South Carolina had four.

So in the six games since then, the Pack QB has been sacked just three times in 6 games. Finley has not been sacked a single time in ACC play. Additionally, NC State's first four ACC foes have only been credited with three TOTAL quarterback pressures.

The Wolfpack ranks second in the ACC, 14th in the FBS, in sacks allowed with 1.14 per game.

**GOING AHEAD, STAYING AHEAD:** From the first quarter of the Furman game on Sept. 16 (Game 3) until the 1st quarter of the Pitt game on Oct. 14 (Game 7), NC State never trailed in a game. That includes a road game versus then No. 12 Florida State and a home game vs. No. 17 Louisville.

Pitt led the Wolfpack for exactly 28 seconds because NC State pulled back into a tie and never trailed again.

**6 vs. 6:** The Pack ranks 6th in the FBS this week in rushing defense, allowing just 91.3 yards per game. The highest individual rushing performance by a Wolfpack opponent was 73 yards (Keion Davis of Marshall and Lamar Jackson of Louisville).

NC State has held three 2017 opponents (South Carolina, Syracuse & Pitt) to less than 100 yards this season and since the beginning of the 2015 campaign, has held 13 opponents under the century mark.

The Wolfpack will have its work cut out for it this week, as Notre Dame boasts the No. 6 rushing offense in the FBS.

**RECORDS IN REACH:** Senior all-purpose back Jaylen Samuels is on track to break or come close to breaking several career records at NC State.

The Charlotte native now boasts 41 career touchdowns - the third best mark in school history. He needs just 11 more to break the record set by Hall of Famer Ted Brown from 1975-78.

### WHAT'S THE RUSH?

Year	Opp. held <100 yards	Rush Yds/Gm	ACC Rank	NCAA Rank
2017	4	91.3	1st	6th
2016	5	108.6	2nd	8th
2015	4	147.5	5th	39th

### JAYSAM RECORD WATCH

Category	Jaysam		NC State	
	Rank	Mark	Record	Needed
Receptions	3rd	180	200	21
Cons. Gms/Rec.	3rd	35	39	5
Touchdowns	3rd	41	51	11
Rec. TDs	4th	18	31	14
Rush TDs	6th	23	49	27
Rec. Yards	14th	1,711	3,379	1,668

**IN THE WOLFPACK CAREER STATS**

**RUSHING TOUCHDOWNS**

Rk	Name	TD
1	Ted Brown, 1977-78	49
2	Stan Fritts, 1972-74	41
3	Matthew Dayes, 2013-16	34
4	T.A. McClendon, 2002-04	33
5	Ray Robinson, 1998-2001	30
6	<b>Jaylen Samuels, 2014-pres.</b>	<b>23</b>
	Tremayne Stephens, 1994-97	23
	Gary Downs, 1990-93	23
9	Willie Burden, 1971-73	22
	Andre Brown, 2005-08	22

**PASSING YARDS**

Rk	Name	Yds
1	Philip Rivers, 2002-03	13,484
2	Jamie Barnette, 1996-99	9,461
3	Russell Wilson, 2008-10	8,545
4	Mike Glennon, 2009-12	7,411
5	Terry Harvey, 1991, 93-95	5,925
6	Shane Montgomery, 1987-89	5,298
7	Jacoby Brissett, 2014-15	5,268
8	<b>Ryan Finley, 2016-pres.</b>	<b>5,027</b>
9	Erik Kramer, 1985-86	4,602
10	Dave Buckey, 1972-75	4,286
11	Daniel Evans, 2005-08	4,004
12	Tim Esposito, 1983-84	3,847

**PASSING TOUCHDOWNS**

Rk	Name	TDs
1	Philip Rivers, 2000-03	95
2	Russell Wilson, 2008-10	76
3	Mike Glennon, 2009-12	63
4	Jamie Barnette, 1996-99	59
5	Jacoby Brissett, 2014-15	43
6	Terry Harvey, 1991, 93-95	38
7	Shane Montgomery, 1987-89	31
8	Erik Kramer, 1985-86	30
9	<b>Ryan Finley, 2016-pres.</b>	<b>29</b>
10	Dave Buckey, 1972-75	22

**INTERCEPTION AVOIDANCE**

Rk	Name	Att.	INT	Pct.
1	<b>Ryan Finley, 2016-pres.</b>	<b>650</b>	<b>8</b>	<b>1.23</b>
2	Jacoby Brissett, 2014-15	765	11	1.44
3	Philip Rivers, 2000-03	1,710	34	1.99
4	Russell Wilson, 2008-10	1,180	26	2.20
5	Mike Glennon, 2009-12	1,069	31	2.90

**TOTAL OFFENSE**

Rk	Name	Rush	Pass	Tot
1	Philip Rivers, 2000-03	98	13,484	13,582
2	Jamie Barnette, 1996-99	177	9,461	9,638
3	Russell Wilson, 2008-10	1,083	8,545	9,628
4	Mike Glennon, 2009-12 (280)	7,411	7,131	7,131
5	Jacoby Brissett, 2014-15	899	5,268	6,167
6	Terry Harvey, 1991, 93-95 (79)	5,925	5,846	5,846
7	<b>Ryan Finley, 2016-pres</b>	<b>174</b>	<b>5,027</b>	<b>5,201</b>

**YARDS PER PLAY (TOTAL OFFENSE)**

Rk	Name	Yds	Plays	Avg.
1	Philip Rivers, 2000-03	13,582	1962	6.92
2	<b>Ryan Finley, 2016-pres.</b>	<b>5,201</b>	<b>751</b>	<b>6.93</b>
3	Jacoby Brissett, 2014-15	3,135	494	6.35
4	Russell Wilson, 2008-10	9,628	1,542	6.24
5	Mike Glennon, 2009-12	7,131	1,145	6.23

With 21 more catches, he will break Jerricho Cotchery's all-time reception record and he needs to catch a pass in the next five games to set the school record for consecutive games with a catch. He currently ranks 5th in the FBS with 35 consecutive games with a reception. The last time Samuels didn't have a catch was against Wake Forest on Nov. 15, 2014.

After tying Torry Holt's school record with 15 catches in the season opener vs. South Carolina, Jaylen Samuels had a dozen grabs in the win at Florida State - tying the No. 4 mark in school history.

**CHUBB FOR THE LOSS:** Senior defensive end Bradley Chubb has now moved up to No. 2 in school history with 48 career tackles for loss and is only eight tackles for loss away from moving into second place. Mario Williams, the No. 1 pick in the 2006 NFL draft, holds the school record at 55.5. Chubb ranks 28th in ACC history.

The Marietta, Ga., native ranks second in the FBS this week in tackles for loss with 2.0 per game - the top mark in the ACC. He ranks 7th nationally in sacks with 0.93 per game. That mark also is the best in the ACC.

He ranks 4th in school history in career sacks with 22.5.

**WHERE THERE'S A WILL...:** Right tackle Will Richardson made his 2017 debut in Game 3 versus Furman after sitting out the first two games of the season due to a suspension. His presence was definitely missed, as redshirt freshmen were forced to start in games 1 and 2.

Richardson has been a huge factor (literally: he weights 322 lbs) in Pack's 4-0 start in ACC play, playing all 308 offensive snaps. He was named the ACC Offensive Lineman of the Week for his performance vs. Louisville.

A Wolfpack run to Richardson's side iced the wins over Florida State and Syracuse and in each, he pancaked the opposition. Against FSU, up six with under 3 minutes, facing 3 & 7, his pancake sprung RB Nyheim Hines for a 15 yards and a first down to run out the clock. Against Syracuse, the Wolfpack was up 8 with under a minute and facing 2nd and 8, and he sprung Jaylen Samuels loose for a 9-yard gain.

He has been the high grader on the o-line for the past four games, and his 96% in the win over No. 17 Louisville and 97% against Pitt were the highest that offensive line coach Dwayne Ledford has ever awarded.

In his 352 snaps this season, Richardson has not allowed a sack OR a quarterback pressure.

**PLAYING ANGRY:** Quarterback Ryan Finley calls him the "toughest" guy on the team. Offensive coordinator Eliah Drinkwitz says that he "plays angry." A local sportswriter calls him "the nightmare."

None of those descriptions seem to fit 5'9, 197-lb. running back Nyheim Hines. He's always smiling, always stopping to talk ... just a good guy.

But when he steps on the field, he turns into a different person. His speed has been well documented (he's an All-American sprinter and tied as the fastest player on the 2017 squad). His toughness is now starting to be obvious as well.

Hines, who started at wide receiver last season, ranks 4th in the ACC, 30th in the FBS, in rushing yards per game with 92.6. In ACC play, he's averaging 111.5 rushing yards per game and 5.8 yards per carry.

**GOOD PUNTS, GOOD WORKS:** Junior punter A.J. Cole has managed to keep his uniform fairly clean in 2017. The preseason candidate for the Ray Guy Award has punted just 28 times this season - just 4.0 punts per game.

He's made the most of those opportunities - averaging 44.8 yards per boot - the No. 16 mark in the FBS this week. 17 of his 28 kicks (61%) have been downed inside the opponents' 20 (the highest percentage in the ACC). He boasts the longest punt in the ACC this season (69 yards vs. South Carolina).

Cole has done good work off the field as well. He was recently named to the Allstate AFCA Good Works team - which honors community service. Cole has spent his last four spring breaks visiting

**THE BIGGEST LOSERS**

Rk	Name	Avg
1	Mario Williams, 2003-05	55.5-227
2	<b>Bradley Chubb, 2014-pres.</b>	<b>48-199</b>
3	Willie Young, 2005-09	45.5-233
4	Carl Reeves, 1991-94	45-269
5	Manny Lawson, 2002-05	41-221
6	Dantonio Burnette, 1999-02	41-153
7	Stephen Tulloch, 2003-05	40-113
	Nate Irving, 2006-10	39.5-149

**IN THE WOLFPACK CAREER STATS**

**RECEPTIONS**

Rk	Name, Years	Rec
1.	Jerricho Cotchery, 2000-03	200
2.	Torry Holt, 1995-98	191
3.	<b>Jaylen Samuels, 2014-pres.</b>	<b>180</b>
4.	Eddie Goines, 1991-94	147
5.	Bryan Peterson, 1999-02	139
6.	Jarvis Williams, 2007-10	133

**TOUCHDOWN RECEPTIONS**

Rk	Name	TDs
1.	Torry Holt, 1995-98	31
2.	Jerricho Cotchery, 2000-03	21
3.	Jarvis Williams, 2007-10	20
4.	<b>Jaylen Samuels, 2014-pres.</b>	<b>18</b>
5.	Eddie Goines, 1991-94	17
	George Bryan, 2008-11	17

**100-YARD GAMES**

Rk	Name	100-yard games
1.	Jerricho Cotchery, 2000-03	15
2.	Torry Holt, 1995-98	14
	Koren Robinson, 1999-00	14
4.	Eddie Goines, 1991-94	8
5.	Nas Worthen, 1984-88	6
6.	<b>Kelvin Harmon, 2016-pres.</b>	<b>5</b>
	Owen Spencer, 2007-10	5
8.	Chris Coleman, 1996-99	4
	Jimmy Grissett, 1993-96	4
	Mike Guffie, 1992-95	4
11.	<b>Stephen Louis, 2014-pres.</b>	<b>3</b>
	Tramain Hall, 2003-05	3
	T.J. Graham, 2008-11	3
	Tobais Palmer, 2011-12	3
	Bryan Peterson, 1999-02	3

**CONSECUTIVE GAMES W/ A RECEPTION**

1.	Jerricho Cotchery, 2000-03	39
	Bryan Peterson, 1999-2002	39
3.	<b>Jaylen Samuels, 2014-pres.</b>	<b>35</b>
4.	Jimmy Grissett, 1993-96	34
5.	Torry Holt, 1995-98	30

**TOUCHDOWNS**

Rk	Name, Years	Ru	Rec	Ret	Tot
1.	Ted Brown, 1975-78	49	2	-	51
2.	Stan Fritts, 1972-74	41	1	-	42
3.	<b>Jay Samuels, 2014-pres.</b>	<b>23</b>	<b>18</b>	-	<b>41</b>
4.	Matthew Dayes, 2013-16	34	6	-	40
5.	T.A. McLendon, 2002-04	33	3	-	36
6.	Torry Holt, 1995-98	2	31		33
7.	Ray Robinson, 1998-01	30	2	-	32

**SACKS**

Rk	Name	Avg
1.	Mario Williams, 2003-05	25.5-156
2.	Tyler Lawrence, 1990-93	24-157
3.	Art Norman, 2011-14	23.5-173
4.	<b>Bradley Chubb, 2014-pres.</b>	<b>22.5-140</b>
	Carl Reeves, 1991-94	22.5-197
6.	Manny Lawson, 2002-05	21-163
7.	Mike Jones, 1987-90	21-128
8.	Willie Young, 2005-2009	20.5-143
9.	Ray Agnew, 1986-89	17-117
	George Anderson, 1999-02	17-94

**TACKLES FOR LOSS**

Rk	Name	Avg
1.	Mario Williams, 2003-05	55.5-227
2.	<b>Bradley Chubb, 2014-pres.</b>	<b>48-199</b>
3.	Willie Young, 2005-09	45.5-233
4.	Carl Reeves, 1991-94	45-269
5.	Manny Lawson, 2002-05	41-221
5.	Dantonio Burnette, 1999-02	41-153
6.	Stephen Tulloch, 2003-05	40-113

Nakuru, Kenya on a mission trip.

**FINLEY ON FIRE:** RS-junior quarterback Ryan Finley has been outstanding in the first seven games of the season. The only ACC quarterback chosen as a semifinalist for the Johnny Unitas Golden Arm Award, Finley is one of four league signal callers with a touch-down pass in every game this season.

He currently ranks second in the ACC and 8th in the FBS with a .694 completion mark for 2017 and now posts a .638 mark for his career at NC State - the best mark in school history. At the moment, he has surpassed Philip Rivers as the school record holder, as Rivers completed .636 of his throws from 2000-03.

Speaking of Rivers, Finley was the first Wolfpack QB since Rivers (2003) to open the season with back-to-back 300-yard passing games. Not a bad stat as several pretty good QBs (Russell Wilson - Seattle Seahawks; Mike Glennon - Chicago Bears; Jacoby Brissett - Indianapolis Colts) have come through since that time!

Finley's 45 completions in the season opener were a school record, while his 415 yards was the 11th-best mark in school history and his 64 attempts ranked second only to Shane Montgomery's 73 in 1989.

After 20 games at NC State, Finley ranks 8th in school history in career passing yards (5,027), ninth in touchdowns (29).

**THE EX(PERIENCE) FACTOR:** NC State is currently starting nine seniors on defense. That's the biggest group of seniors starting on defense in the nation and no other FBS school is starting more than seven (Penn State, Maryland and UMass).

The Pack's entire front seven (DL, LB & Nickel) are all seniors, as well as both starting cornerbacks.

Overall, the Wolfpack returned 11 senior starters from last season - the highest number of returning senior starters in at least the past 25 years. In addition, two starters from 2015 who sat out last season came back (one of whom - CB Johnathan Alston - is now starting).

**100-YARD RECEIVERS:** In Dave Doeren's first three years at NC State, a receiver went over the 100-yard mark just four times (in 38 games): 3 times in 2013, once in 2014 and none in 2015.

In the past 20 games, however, that feat has occurred 14 times. On Oct. 5 vs. Louisville, one more yard for junior Steph Louis would have given the Wolfpack THREE 100-yard receivers ... in a single game!

**FINLEY GOES DEEP:** QB Ryan Finley posted the best yards per completion mark of his career in the win over Louisville, completing 20 of 31 passes for an 18.35 average. Two of his receivers went over the 100-yard mark (Jaylen Samuels and Kelvin Harmon) with a third getting just 99 yards (Steph Louis).

Harmon averaged 22.2 yards on his 6 catches, while Louis averaged 33.0 yards on his three grabs.

**MAN WITH A PURPOSE:** Junior Nyheim Hines currently leads the ACC and ranks 4th nationally with 178.4 all-purpose yards per game. In fact, the next highest ACC player averages 25 yards LESS than Hines per game (153.4).

Against Louisville, Hines was everywhere. He touched the ball 29 times - rushing 18-102 yards and two touchdowns; had two receptions for 15 yards; caught a two point conversion; returned four kicks for 105 yards; returned three punts; and as gunner on punt coverage, downed a punt on the Cardinals' two-yard line.

**WHERE FINLEY RANKS**

Category	Mark	FBS	ACC
Comp/Gm	24.6	10	3
Completion %	.694	6	2
Pass Yards	1,968	18	3
Pass Yds/Gm	281.1	19	3
Total Offense	292.6	22	4
Pass TD	11	48	6

**SENIOR STARTERS ON D**

Rk	School	Def Sr. Starters
1.	NC State	9
2.	Penn State	7
	UMass	7
	Maryland	7

**100-YARD GAMES**

Name	2017	Career
Kelvin Harmon, So.	4	5
Stephen Louis, R-Jr.	0	3
Jaylen Samuels, Sr.	1	3
Nyheim Hines, Jr.	0	1
Jakobi Meyers, R-So.	1	1

**LONG BALLS**

Length	2016	2017
70+	3	1
60-69	1	0
50-59	5	0
40-49	2	3
30-39	11	8
20-29	24	13

**HINES DOES IT ALL**

Category	Att	Yards	Avg
Rush	116	648	5.6
Rec.	16	89	5.6
KOR	16	375	23.4
PR	7	137	19.6
Totals	155	1,249	8.1



**IN THE WOLFPACK CAREER STATS**

PUNTS		
Rk	Name, Years	Punts
1.	Wil Baumann, 2011-14	266
2.	Austin Herbert, 2000-03	226
3.	John Deraney, 2003-06	208
4.	Johnny Evans, 1974-77	185
5.	Dave Houtz, 1961-63	166
6.	Jim Donnan, 1965-67	160
7.	Marty Martinussen, 1982-84	150
8.	Preston Poag, 1988-90	146
9.	<b>A.J. Cole, 2015-pres.</b>	<b>145</b>
	Tim Kilpatrick, 1989-92	132
11.	John Isley, 1978-79	129
12.	Craig Salmon, 1984-85, 1987	124
13.	Bradley Pierson, 2005-08	123
14.	Gary Yount, 1968-69	119
15.	Scott Earwood, 1998-99	118
16.	Calvin Warren, 1980-81	117

PUNTING YARDS		
Rk	Name	Yds
1.	Wil Baumann, 2011-14	10,868
2.	Austin Herbert, 2000-03	8,922
3.	John Deraney, 2003-06	8,366
4.	Johnny Evans, 1974-77	8,143
5.	<b>A.J. Cole, 2015-pres.</b>	<b>6,108</b>
6.	Dave Houtz, 1961-63	6,035
7.	Marty Martinussen, 1982-84	5,877
8.	Preston Poag, 1988-90	5,847
9.	Jim Donnan, 1965-67	5,837
10.	Craig Salmon, 1984-85, 1987	5,137
11.	Tim Kilpatrick, 1989-92	5,111

PUNTING AVERAGE		
Rk	Name	Avg
1.	Johnny Evans, 1974-77	44.0
2.	Kelly Hollodick, 1985-86	42.6
3.	Leslie Palmer, 1946-47	42.1
	<b>A.J. Cole, 2015-pres.</b>	<b>42.1</b>
5.	Craig Salmon, 1984-85, 87	41.4
6.	Ron Skosnik, 1964	41.2

KICKOFF RETURN YARDS		
Rk	Name	Yds
1.	T.J. Graham, 2008-11	3,153
2.	<b>Nyheim Hines, 2015-pres.</b>	<b>2,077</b>
3.	Ralph Stringer, 1973-77	1,988
4.	Alvis Whitted, 1994-97	1,929
5.	Darrell Blackman, 2004-07	1,842

KICKOFF RETURN AVERAGE		
Rk	Name	Avg
1.	George Marinkov, 1954-56	28.1
2.	Darrell Blackman, 2004-07	26.3
3.	Lamont Reid, 2001-04	26.2
4.	Tobais Palmer, 2011-12	25.7
5.	Ralph Stringer, 1973-75, 1977	25.5
6.	<b>Nyheim Hines, 2015-pres.</b>	<b>25.0</b>

ALL-PURPOSE YARDS		
Rk	Name	Avg
1.	Ted Brown, 1975-78	5,565
2.	T.J. Graham, 2008-11	5,225
3.	Torry Holt, 1995-98	4,369
4.	Darrell Blackman, 2004-07	4,366
5.	Matthew Dayes, 2013-16	4,289
6.	<b>Nyheim Hines, 2015-pres.</b>	<b>4,019</b>
7.	Joe McIntosh, 1981-84	4,058
8.	Terwayne Stephens, 1994-97	4,007
9.	Ray Robinson, 1998-01	3,927
10.	Anthony Barbour, 1988-92	3,577

At Pitt, he rushed for a career-high 135 yards on 16 carries, had 2 catches for five yards, 2 punt returns for 94 yards and a 15-yard KOR - a total of 249 yards of total offense. He became the first FBS player this century to score on an 80+ yard rush and an 80+ yard punt return in the same game. His 92-yard punt return was the 2nd-longest in school history (longest since 1926) and the 5th longest in ACC history.

For his efforts, Hines has been named to the Paul Hornung Award Honor Roll for the past two games and three times total this season.

He ranks 6th in NC State history with 4,019 career all-purpose yards.

**ONE MORE ON HINES:** Hines is the only player in school history, one of only four in ACC history, to tally two 100-yard kickoff returns in a career.

The junior had his first coast-to-coast return as a freshman against Clemson, and repeated the feat in the Independence Bowl victory over Vanderbilt.

Hines has posted two of the top five single season kick return totals in school history (920 yards in 2015 and 782 yards in 2016). After just two years, he ranks 2nd in school history in kickoff return yards (2,077) and ranks 8th in KOR average (25.0).

**POSTGRADS:** NC State has eight post-graduate players in 2017 - one of the highest tallies in the country (t27th) and tied as the third-highest mark in the ACC.

Cole Cook, Peter Daniel, Ryan Finley, Deonté Holden, Dakwa Nichols, Jumichael Ramos, Bryan Smith and Carson Wise each hold undergraduate degrees. Finley, Holden and Wise are just juniors in eligibility.

**FIRST TIME OUT:** 21 players have seen action for NC State for the first time this season, with eight seeing action from scrimmage.

Here's a look at the first timers (those who saw action from scrimmage in italics):

True Freshmen (7): Louis Acceus (LB), Cayman Czesak, *Will Eason (RB), Emeka Emezie (WR), Raven Saunders (LB), Joshua Fedd-Jackson (OG), Chris Ingram (CB).*  
Redshirt Freshmen (13): *Dylan Autenrieth (TE), Bryce Banks (CB), Shug Frazier (DT), Brock Miller (LB), C.J. Riley (WR), Thomas Ruocchio (TE), Joe Sculthorpe (starter at LG), Isaiah Stallings (SS), Matt Stevens (LB), Daeshawn Stephens (WR), James Valdez (CB), Philip Walton (OT), Justin Witt (starter at RT)*

Transfers (1): Carson Wise (PK)

**HAPPY BIRTHDAY:** Wolfpack football is celebrating it's 125th birthday in 2017, just a year after celebrating the 50th anniversary of the first game in Carter-Finley Stadium. NC State (then known as The North Carolina College of Agriculture and Mechanic Arts), played its first football game against a team from the Raleigh Male Academy on March 12, 1892 in what is now Pullen Park in front of 200 spectators.

A&M's team colors were pink and blue. The coaches were professors who had to be convinced annually to coach the students about a game they barely knew themselves. The length of the first season was a single game, which A&M won 12-6.

From those humble beginnings, NC State University has been competing at the highest level of college athletics for more than a century, as a charter member of both the Southern Conference and, later, the Atlantic Coast Conference. The Wolfpack has played more than 1,200 games.

**HOW THE BAND WAS BORN:** Offensive line coach Dwayne Ledford used to ask his brother-in-law, a former Green Beret, to tell him about the training and preparation that that elite unit went through with hopes that he could borrow some of the training or motivation techniques with his players. His brother-in-law recommended that he watch the old Band of Brothers miniseries on HBO. Before long, Ledford had adopted that name for his offensive line at Appalachian State and he brought it with him when he came to Raleigh in 2016.

So what is the Band of Brothers according to Ledford? "Even though we aren't related by blood, we go through things that make us true brothers. The guys in the Band of Brothers believe that the guy

**ACC's 100-YARD RETURNS**

Name, School	100-yard KOR
Nyheim Hines, NC State	2015 vs. Clemson
	2016 vs. Vanderbilt
Devon Edwards, Duke	2013 vs. NC State
	2015 vs. Ga. Tech
Marquis Weeks, Virginia	2002 vs. UNC
	2004 vs. UNC
Derrick Hamilton, Clemson	2001 vs. Maryland
	2003 vs. UNC

**ACC POSTGRAD PLAYERS**

Rk.	School	Postgrads
1.	Virginia	12
2.	Pitt	9
3.	NC State	8
	Clemson	8
	Syracuse	8
6.	Virginia Tech	7
7.	Duke	6

NC STATE'S RECORD ...		
	2017	UNDER DOEREN
<b>WHEN PLAYING IN</b>		
August	-	2-0
September	4-1	15-4
October	2-0	5-12
November	0-0	7-10
December	0-0	2-1
Total	6-1	31-27
<b>IN ACC PLAY</b>		
At home	2-0	5-13
On the road	2-0	8-10
Neutral	0-0	0-0
Total	4-0	13-23
<b>IN NON-CONFERENCE PLAY</b>		
At home	2-0	13-1
On the road	0-0	3-1
Neutral (includes bowls)	0-1	2-3
Total	0-1	16-4
<b>VS. AP RANKED OPPONENTS</b>		
At home	1-0	1-4
On the road	1-0	1-4
Neutral	-	-
Total	2-0	2-8
<b>IN GAMES</b>		
Decided by 3 pts. or less	0-0	2-1
Decided by 7 pts. or less	1-1	7-6
Decided by 14 pts. or more	4-0	22-17
Decided by 28 pts. or more	1-0	10-4
Leading at halftime	4-0	26-3
Leading after 3 quarters	5-0	27-2
Tied at halftime	1-1	1-4
Tied after 3 quarters	0-0	1-0
<b>WHEN SCORING</b>		
Less than 20 points	0-0	1-15
20-29 points	1-1	5-8
30-39 points	4-0	12-2
40+ points	1-0	13-2
<b>WHEN ALLOWING</b>		
Less than 10 points	0-0	5-0
10-19 points	2-0	13-0
20-29 points	4-0	12-10
30+ points	0-1	1-17
<b>WITH</b>		
Less than 400 yds total offense	1-0	5-19
400-499 yds total offense	4-0	18-4
500+ yds total offense	1-1	8-4
Less than 100 yards rushing	0-1	0-7
100-199 yards rushing	3-0	13-16
200+ yards rushing	3-0	18-4
100-yard rusher	3-0	15-7
100-yard receiver	4-1	8-8
Less than 200 yards passing	1-0	8-6
200-299 yards passing	3-0	16-15
300-399 yards passing	2-0	7-5
400+ yards passing	0-1	0-1
300-yard passer	2-1	4-5
400-yard passer	0-1	0-1
No turnovers	5-0	15-2
Less turnovers than opponent	5-0	20-7
Winning Time of Possession	4-1	24-16
<b>WHEN ALLOWING</b>		
less than 200 total yards	0-0	5-0
200-299 total yards	0-1	9-1
300-399 total yards	3-0	11-7
400+ total yards	3-0	6-19
less than 100 yards rushing	2-1	17-2
100+ yards rushing	4-0	14-24
less than 100 yards passing	0-0	3-3
101-200 yards passing	1-1	13-6
300+ yards passing	3-0	6-7

beside you, behind you or in front of you is more important than themselves. Everything is about the group, not the individual.”

His unit has proudly bought into the concept, and it’s been reflected by their play on the field.

**TURNING THE TASSEL:** Since Dave Doeren was named the head coach of the Wolfpack in December of 2012, 87 NC State football student-athletes have earned their degrees. That means an average of almost 10 players have graduated in each of the past nine graduation ceremonies!

**GIVING BACK:** A cornerstone of Dave Doeren’s vision for Wolfpack football is giving back to the community. His passion for service has been contagious, as now many members of his team are finding individual service initiatives, in addition to those they undertake with the team and position groups.

During Doeren’s tenure, his young men have turned in more than 6,000 collective hours of community service.

**BIGGER & STRONGER:** Much ado has been made about the Wolfpack’s strong defensive line for 2017. But the four starters on that well-publicized group haven’t always been as strong as they are now. Hard work in the Wolfpack’s strength and conditioning program transformed Bradley Chubb from a 248 lb. linebacker to a preseason All-American at defensive end. And Outland Trophy candidate B.J. Hill probably wouldn’t have made that list if he still weighed in at 254 lbs!

**STRENGTH IMPROVEMENTS SINCE 2014**

Name	Clean		Squat		Bench		Bodyweight	
	2017	Diff	2017	Diff	2017	Diff	2017	Diff
Bradley Chubb	341	+106	555	+170	405	+70	275	+28
Kentavious Street	389	+99	700	+170	475	+80	287	0
B.J. Hill	330	+66	515	+70	475	+100	314	+50
Justin Jones	363	+103	650	+210	460	+120	312	+18

**GOOD BYE:** The Wolfpack has won its last three games following a bye week under Dave Doeren, defeating Syracuse, 24-17, in 2014, Wake Forest, 35-17, in 2015 and Wake Forest again, 33-16, in 2016.

In fact, in the past three seasons when Doeren and his staff have had 10 or more days to prepare, NC State has posted a 7-1 record, with the only loss coming to Mississippi State in the 2015 Belk Bowl.

**COURAGEOUS:** After playing a starring role in the NC State football team’s 35-17 victory over Pittsburgh on Saturday, junior Darian Roseboro has been nominated for the Capital One Orange Bowl-FWAA Courage Award.

Roseboro’s father, Johnny, passed away on Oct. 7, but Darian did not miss a day’s practice, vowing to dedicate the game to his father. Roseboro tallied a game-high three tackles for loss, a sack, a quarterback pressure and caused a fumble in the Wolfpack’s fourth ACC victory.

The Wolfpack team wore stickers with “J.R.” on their helmets in the contest in solidarity with their teammate, and head coach Dave Doeren gave Roseboro the game ball following the win.

First presented by the Football Writers Association of America (FWAA) in 2002, criteria for nomination entails courage on or off the field, including overcoming an injury or physical handicap, preventing a disaster or living through hardship. During Capital One Orange Bowl week, the winner be included in festivities and will receive his trophy at an on-field presentation.

**QBU:** For weeks 2-5 of the 2017 NFL season, NC State became only the fourth school in history to boast four NFL starting QBs during the same season. Mike Glennon (Chicago Bears), Philip Rivers (Los Angeles Chargers), Russell Wilson (Seattle Seahawks) and Jacoby Brissett (Indianapolis Colts) all started this week for their respective teams.

The Wolfpack joined Miami (1993 with Craig Erickson, Jim Kelly, Bernie Kosar, and Vinny Testaverde), Michigan (2004 with Tom Brady, Brian Griese, Chad Henne, and John Navarre) and USC (2009 with Matt Leinart, Matt Cassell, Carson Palmer and Mark Sanchez) as the only other schools with four starting QBs in a season.

**A LITTLE ‘STITIOUS:** Offensive coordinator Eliah Drinkwitz likes to say he’s not SUPERstitious, but he’s a LITTLE stitious.

The Wolfpack may be a little stitious when it comes to wearing Tuffy (the NC State wolf mascot) on the side of its helmets. The Pack has worn helmets with Tuffy’s head, rather than the



**NC STATE UNIVERSITY**

NC State — the state’s largest university — is an active, vital part of North Carolina life. Today, more than 128 years after its founding, With more than 34,000 students and 8,000 faculty and staff, NC State continues to follow its original mission: opening the doors of higher education to the citizens of North Carolina and providing teaching, research and extension that strengthen the state and its economy.

- NC State and its students, alumni and associated startups generate \$6.5 billion of North Carolina income annually
- NC State University educates more North Carolinians than any other university
- The Hunt Library on Centennial Campus was dubbed the “library of the future” by Time Magazine. It houses more than 2 million volumes.

**NC State rankings:**

- #1 best college for your money in North Carolina (Money)
- #3 veterinary medicine program nationally (U.S. News & World Report)
- #5 best value among public universities (U.S. News & World Report)
- #6 college of natural resources nationally (USA Today)
- #8 return on investment nationally for degrees in science technologies (U.S. Department of Education College Scorecard)
- #9 nationally in online engineering programs (U.S. News & World Report)
- #9 online MBA nationally (Princeton Review) and #18 online MBA in the world (Financial Times)
- #9 best value for out-of-state students among public universities (Kiplinger’s)
- #13 nationally in graduates hired by the top 25 companies in Silicon Valley (Hiring Solved)
- #13 college of engineering among public universities (U.S. News & World Report)
- #14 undergraduate business program among public universities (U.S. News & World Report)
- #15 statistics program nationally (U.S. News & World Report)
- #16 nationally in preparing graduates for jobs (Times Higher Education World University Rankings)
- #18 best value for in-state students among public universities (Kiplinger’s)
- #20 nationally among colleges specializing in science, technology, engineering and mathematics (Forbes)

traditional “Block S” on the helmet since game 2 and not lost a game with that logo.

In the last two home games (wins vs. Syracuse and then No. 17 Louisville, the midfield logo was also the Tuffy head logo.

**VERSATILITY:** Much has been made of senior Jaylen Samuels’ versatility and the number of ways he contributes to the team.

Here are two ways his versatility is being recognized:

- Sports Illustrated named him a 1st-team midseason All-American as an all-purpose player and a 2nd-team choice as a tight end.

- He was named a midseason All-American at tight end on several teams and named to the Biletnikoff list as a receiver.

**FROM 3 STAR TO ALL STAR:** The two Wolfpack players who have garnered the most attention this season - DE Bradley Chubb and H Jaylen Samuels - are living proof of the Wolfpack coaching staff’s ability to develop players. Chubb and Samuels were both 3-star recruits coming out of high school.

Samuels’ only offers were from NC State, Ball State, Gardner Webb, App State and a late offer from Wake Forest a week before signing day. Now he’s an All-American.

**IRISH TIES:** There are several individuals who have played big roles in the history of the NC State and Notre Dame football programs. The most obvious is Lou Holtz, who led both programs to great heights.

Holtz coached the Pack to a 33-12-3 record between 1972-75, with NC State finishing in the top 20 in three of those four seasons,, including a program-best final No. 11 ranking in 1974. That marked the only time an NC State senior class has posted three top 20 seasons, and Holtz is still ranked in the top 10 in ACC history in winning percentage (min. of four years).

A little over a decade after he left NC State for the New York Jets, Holtz landed at Notre Dame where he coached the Irish to an even 100 wins in 11 years, including the 1988 National Championship. He took the Irish to nine consecutive New Year’s Day Bowl games and they finished sixth or better in the final AP poll five times. Only Knute Rockne has more wins at Notre Dame than Holtz with 105.

Hartley “Hunk” Anderson was an All-American under Rockne at Notre Dame. A four-year starter at left guard, Anderson was regarded as the key blocker for George Gipp from 1918-20. After playing for the Chicago Bears from 1922-26, and serving as the head coach at St. Louis University in 1927 and 1928, Anderson was called back to Notre Dame to be one of Rockne’s top assistants for the 1930 season. When Rockne was killed in a 1931 plane crash, Anderson was named to replace Rockne as Notre Dame Head Coach.

Anderson posted respectable records of 6-2-1 and 7-2 his first two years. But after a 3-5-1 season in 1933, a change was made. NC State administrators hired Anderson in 1934. It was a rough first season, but the 1935 campaign saw the Pack post a 6-4 record with wins over South Carolina, Wake Forest, and Virginia Tech included. After a 3-7 season, Anderson was out and moved on to become an assistant at Michigan.

The man Anderson replaced as head coach of the Pack was John “Clipper” Smith. Smith had gotten the Pack coaching job at the age of 27, just four years removed from a unanimous All-American senior season under Rockne at Notre Dame.

In 1928, Rockne named Smith to his staff in a position similar to today’s graduate assistants as he worked on a law degree. In 1931, at the age of 27, he took a big step forward in his career and was named the NC State head coach. He coached the Wolfpack for three years, including the 1932 season when he led the program to a 6-1-2 season.

# MISCELLANEOUS STATS

**NC STATE ON OPENING OFFENSIVE**

DRIVES		
Game	1st Half	2nd Half
S. Carolina	Touchdown	Punt
Marshall	Field Goal	Touchdown
Furman	Touchdown	Punt
Florida State	Field Goal	Punt
Syracuse	Field Goal	Punt
Louisville	Fumble	Missed FG
Pitt	TO on Downs	Punt

**NC STATE ON OPENING DEFENSIVE**

DRIVES		
Game	1st Half	2nd Half
S. Carolina	Touchdown	Touchdown
Marshall	Punt	Missed FG
Furman	Field Goal	Punt
Florida State	Punt	Field Goal
Syracuse	Interception	Touchdown
Louisville	Punt	Field Goal
Pitt	Punt	Interception

**NC STATE ON COIN FLIPS**

Game	Flip	Result
S. Carolina	SC - Defer	L, 28-35
Marshall	NCSU - Defer	W, 37-20
Furman	NCSU - Defer	W, 49-16
Florida St	NCSU - Defer	W, 27-21
Syracuse	Syr - Receive	W, 33-25
Louisville	NCSU - Defer	W, 39-25
Pitt	Pitt - Defer	W, 39-17

**NC STATE GIVEAWAY/TAKEAWAY**

Game	FUM	INT	TOT	FUMINTTOT	DIF
SC2	0	2	0	1	1 -1
Marshall	0	0	0	1	1 2 +2
Furman	0	0	0	2	1 3 +3
FSU	0	0	0	1	0 1 +1
Syracuse	0	0	0	0	1 1 +1
Louisville	1	0	1	0	1 1 0
Pitt	0	0	0	1	1 2 +2

**FUMBLES**

Name	Fumbles-Lost
Finley, Ryan - QB	2-2
Gallaspy, Reggie - RB	1-0
Hines, Nyheim - RB	2-0
Louis, Stephen - WR	1-1
Nichols, Dakwa - RB	1-0

**EXPLOSIVE PLAYS (115)**

Yards	Tot	Rush	Pass	KR	PR	IR
10-19 yards	74	24	43	7	0	0
20-29 yards	30	5	15	9	0	1
30-39 yards	10	2	8	0	0	0
40-49 yards	8	3	3	1	0	1
50-59 yards	1	0	0	1	0	0
60-69 yards	0	0	0	0	0	0
70+ yards	4	1	2	0	1	0
Totals	127	35	71	18	1	2

**CAREER STARTS BY POSITION**

**OFFENSE**

LEFT TACKLE ..... Tyler Jones, RS-Jr. (20)  
 LEFT GUARD ..... Garrett Bradbury, RS-So. (13)  
 ..... Tyler Jones, RS-Jr. (2)  
 ..... Terrone Prescod (6)  
 ..... Joe Sculthorpe (1)  
 CENTER..... Garrett Bradbury (7)  
 RIGHT GUARD..... Tony Adams, Sr (42)  
 RIGHT TACKLE..... Will Richardson, RS-Jr. (24)  
 ..... Tyler Jones, RS-Jr. (4)  
 ..... Terrone Prescod, RS-Jr. (3)  
 ..... Justin Witt (1)  
 TIGHT END ..... Cole Cook, Sr. (20)  
 JAYSAM..... Jaylen Samuels (29)  
 QUARTERBACK..... Ryan Finley, RS-Jr. (20)  
 RUNNING BACK ..... Nyheim Hines, Jr. (7)  
 ..... Dakwa Nichols, RS-Sr. (2)  
 ..... Reggie Gallaspy, Jr. (2)  
 WIDE RECEIVER ..... Stephen Louis, RS-Jr. (18)  
 ..... Johnathan Alston, RS-Sr. (10)  
 ..... JuMichael Ramos, RS-Sr. (10)  
 ..... Maurice Trowell, RS-Jr. (8)  
 ..... Nyheim Hines, Jr. (8)  
 ..... Kelvin Harmon, So. (10)  
 ..... Jakobi Meyers (3)

**DEFENSE**

DEFENSIVE END ..... Bradley Chubb, Sr. (33)  
 ..... Kentavious Street, Sr. (19)  
 ..... Darian Roseboro, Jr. (1)  
 DEFENSIVE TACKLE ..... B.J. Hill, Sr. (38)  
 ..... Justin Jones, Sr. (23)  
 ..... Kentavious Street, Sr. (9)  
 MLB..... Jerod Fernandez, RS-Sr. (37)  
 ..... Airius Moore, Sr. (9)  
 WLB..... Airius Moore, Sr. (29)  
 ..... Riley Nicholson, Jr. (5)  
 NICKEL..... Shawn Boone (7)  
 STRONG SAFETY ..... Shawn Boone, Sr. (14)  
 ..... Jarius Morehead, RS-So. (7)  
 ..... Isaiah Stallings (1)  
 FREE SAFETY..... Germaine Pratt, RS-Jr. (1)  
 ..... Dexter Wright (1)  
 ..... Tim Kidd-Glass (6)  
 CORNERBACK ..... Mike Stevens, Sr. (23)  
 ..... Nick McCloud, So. (7)  
 ..... Johnathan Alston (7)

**SPECIAL TEAMS**

PUNTER..... A.J. Cole, Jr. (33)  
 PLACEKICKER..... Kyle Bambard, Jr. (20)  
 ..... Carson Wise (7)  
 LONG SNAPPER..... Tyler Griffiths, Jr. (33)

# DEPTH CHART

**OFFENSE**

Pos.	No.	Name	Hgt.	Wgt	Class
<b>LT</b>	53	Tyler Jones	6'3	300	RS - Jr.
	64	Peter Daniel	6'6	305	Gr.
	72	Philip Walton	6'7	305	RS - So.
<b>LG</b>	70	Terrone Prescod	6'5	331	RS - Jr.
	71	Joe Sculthorpe	6'3	307	RS - Fr.
<b>C</b>	65	Garrett Bradbury	6'3	298	RS - Jr.
	71	Joe Sculthorpe	6'3	307	RS - Fr.
<b>RG</b>	50	Tony Adams	6'2	315	Sr.
	66	Josh Fedd-Jackson	6'3	336	Fr.
<b>RT</b>	54	Will Richardson	6'6	322	RS - Jr.
	67	Justin Witt	6'6	296	RS - Fr.
	74	Emanuel McGirt, Jr.	6'6	300	RS - So.
<b>H</b>	1	Jaylen Samuels	5'11	228	Sr.
	28	Dylan Parham	6'4	224	RS - Fr.
<b>TE</b>	48	Cole Cook	6'6	250	Gr.
	42	Dylan Autenrieth	6'4	242	RS - Fr.
<b>X</b>	3	Kelvin Harmon	6'3	213	So.
	19	C.J. Riley	6'4	204	RS - Fr.
<b>Z</b>	12	Stephen Louis	6'2	217	RS - Jr.
	86	Emeka Emezie	6'3	209	Fr.
	8	Maurice Trowell	5'11	196	Rs - Jr.
<b>S</b>	11	Jakobi Meyers	6'2	203	RS - So.
	6	Gavin Locklear	5'10	195	RS - Sr.
<b>QB</b>	15	Ryan Finley	6'4	210	RS - Gr.*
	2	Jalan McClendon	6'5	221	RS - Jr.
<b>RB</b>	7	Nyheim Hines	5'9	197	Jr.
	or 25	Reggie Gallaspy II	5'11	225	Jr.

**SPECIAL TEAMS**

<b>PK</b>	38	Carson Wise	5'10	170	RS - Gr.*
	92	Kyle Bambard	5'8	190	Jr.
<b>P</b>	90	A.J. Cole III	6'4	230	Jr.
	93	Noah Giroux	6'0	205	Fr.
<b>SN</b>	57	Tyler Griffiths	6'2	230	Jr.
	50	Jackson Quiggle	5'10	205	RS - Fr.

**PRONUNCIATION GUIDE**

Dave Doeren.....DOOR ehn	Nyheim Hines.....nie HEEM	Larrell Murchison.....lah REHL
Elijah Drinkwitz.....ee LIE uh DRINK witz	Deonte Holden.....dee AHN tay	.....MURCH eh sohn
Louis Acceus.....Ah ZOOSE	Dante Johnson.....DAHN tay	Dakwa Nichols .....dah QUAY
Davion Allred.....DA vee ahn ALL red	Ibrahim Kante.....EEB rah hem KAHN tay	Dylan Parham.....PARE uhm
Dylan Autenrieth.....AWE tehn reeth	Stephen Louis .....STEFF ahn LOO is	Terrone Prescod...tehr OWN PRESS cod
Brady Bodine.....beau DEEN	Xavier Lyas.....ZAY vee uhr LIE us	JuMichael Ramos juh MIKE uhl RAY moes
Adam Boselli.....beau SELL ee	Jessie Malit.....mah LEET	Thomas Ruocchio .....ROCK ee oh
Eurndraus Bryant.....ahn DRAY us	Jalan McClendon.....JAY lan	Joe Sculthorpe.....SCUL thorp
Cayman Czesak.....KAY mahn SEE sak	.....mac CLEHN dohn	Bryson Speas.....SPEEZ
Emeka Emezie...eh MECK ah ee MEE zee	Trae Meadows .....TRAY	Daeshawn Stephens .....day SHAWN
Jerod Fernandez.....JEHR uhd	Jakobi Meyers .....jah KOE bee	Kentavious Street.....kehrn TAY vee us
Reggie Gallaspy.....gah LASS bee	Airius Moore .....AIR ee us	Maurice Trowell.....rhymes with towel
Harrison Gee.....JEE	Jarius Morehead.....JAIR ee us	James Valdez .....vahl DEZ
		Aaron Wiltz.....WILTS

**DEFENSE**

Pos.	No.	Name	Hgt.	Wgt	Class
<b>FE</b>	35	Kentavious Street	6'2	287	Sr.
	or 45	Darian Roseboro	6'4	287	Jr.
<b>N</b>	98	B.J. Hill	6'4	315	Sr.
	90	Shug Frazier	6'3	316	RS - Fr.
<b>T</b>	27	Justin Jones	6'2	312	Sr.
	or 91	Eurndraus Bryant	6'1	325	Jr.
<b>BE</b>	9	Bradley Chubb	6'4	275	Sr.
	39	James Smith-Williams	6'4	247	RS - So.
	95	Tyrone Riley	6'6	285	RS - So.
<b>MLB</b>	4	Jerod Fernandez	6'0	227	RS - Sr.
	10	Louis Acceus	6'0	216	Fr.
<b>WLB</b>	58	Airius Moore	6'0	235	Sr.
	or 3	Germaine Pratt	6'3	235	RS - Jr.
<b>NIC</b>	24	Shawn Boone	5'10	206	Sr.
	13	Stephen Morrison	5'11	201	R-Jr.
<b>LC</b>	21	Nick McCloud	6'0	189	So.
	20	Bryce Banks	6'2	192	RS - Fr.
<b>SS</b>	31	Jarius Morehead	6'1	217	RS - So.
	22	Isaiah Stallings	6'4	220	RS - Fr.
<b>FS</b>	34	Tim Kidd-Glass	6'1	202	So.
	or 14	Dexter Wright	6'2	232	RS - Jr.
<b>RC</b>	5	Johnathan Alston	6'0	210	RS - Sr.
	or 2	Mike Stevens	5'11	190	Sr.
<b>KOR</b>	7	Nyheim Hines	5'9	197	Jr.
	1	Jaylen Samuels	5'11	228	Sr.
<b>PR</b>	7	Nyheim Hines	5'9	197	Jr.
	1	Jaylen Samuels	5'11	228	Sr.
<b>KO</b>	92	Kyle Bambard	5'8	190	Jr.
<b>H</b>	90	A.J. Cole III	6'4	230	Jr.
	14	Woody Cornwell	6'2	210	R-Jr.

\* - Finley and Wise are juniors in eligibility but are postgraduates.

# CARTER-FINLEY STADIUM

*One of the landmarks of North Carolina's capital city, Carter-Finley Stadium has gained a reputation as being one of the nation's toughest places to play. The home of the Wolfpack boasts 57,600 permanent seats and is surrounded by acres convenient parking.*

**CAPACITY:** 57,600. Double-decked with more than 22,000 lower level sideline seats, almost 18,000 upper deck seats, 13,000+ endzone seats.

**FIRST GAME:** Oct. 8, 1966

**ORIGINAL COST:** \$3.7 million. Half the funds were raised from alumni and friends and the balance was borrowed.

**NAME:** The stadium honors Wilbert James (Nick) Carter (1902-1972), Harry Clifton Carter (1908-1990), and Albert Earle Finley (1895-1985). The two Carter brothers graduated from NC State from the school of Textiles and became top executives in the J. P. Stevens Company. They contributed several hundred thousand dollars to fundraising for completion of the stadium.

**FIELD:** The playing surface at Wayne T. Day Family Field is built to USGA specifications for a golf green. The USGA specification has an elaborate drainage system and a 10" rootzone mix that is 90% sand and 10% peat. The field has Tiftway 419 hybrid bermudagrass from Sandhills turf farm in North Carolina. The irrigation system consists of 6 "big gun" sprinklers that spray over 200 gallons per minute. The water source is well water that is contained in tanks.

## CARTER-FINLEY STADIUM RECORDS

### NC STATE INDIVIDUAL

Category	Mark	Player, Opponent	Year
Rushes	37	Ted Brown vs. Penn St.	1977
Rushing Yards	251	Ted Brown vs. Penn St.	1977
Rushing TDs	3	by many (last M. Dayes vs. EKY)	2015
All-Purpose Yards	279	Andre Brown vs. S. Miss	2005
Pass Attempts	57	Philip Rivers vs. Arkansas St.	2000
Pass Completions	38	Russell Wilson vs. BC	2010
TD Passes	5	Mike Glennon vs. Maryland	2011
Passing Yards	423	Philip Rivers vs. UNC	2003
Receptions	15	Torry Holt vs. Wake Forest	1998
Reception Yards	217	Jerricho Cotchery vs. UNC	2003
TD Receptions	3	Nasrallah Worthen vs. Duke	1988
	3	Koren Robinson vs. Ga Tech	2000
	3	Jerricho Cotchery vs. Clemson	2001
Total Offense	463	Philip Rivers vs. UNC	2003
Punt Return Yards	103	Darrell Blackman vs. FSU	2004
Kickoff Ret. Yards	202	T.J. Graham vs. Duke	2009
Tackles	24	Bill Cowher vs. South Carolina	1977
	24	Bill Cowher vs. Clemson	1978
	24	Dantonio Burnette vs. Clemson	2001

### NC STATE TEAM

Points	67	vs. Western Carolina	1990
Touchdowns	9	vs. Western Carolina	1990
	9	vs. Murray State	2009
First Downs	35	vs. The Citadel	1983
Rush Attempts	80	vs. East Carolina	1980
Rushing Yards	407	vs. Wake Forest	1973
Rushing TDs	7	vs. Western Carolina	1990
Pass Attempts	57	vs. Arkansas State	2000
Pass Completions	41	vs. Boston College	2010
Passing Yards	423	vs. UNC	2003
TD Passes	5	vs. Maryland	2011
Total Offense	638	vs. Wake Forest	1973
Plays	96	vs. Maryland	2011
Fumbles Lost	3	vs. 10 teams	
Penalties	14	vs. Clemson	1999
	14	vs. Ohio State	2004
Penalty Yards	144	vs. Wake Forest	2016
Punts	11	vs. Miami	1981
	11	vs. Florida State	2004
Interceptions by	6	vs. Florida State	1998
Punt Return Yards	126	vs. Florida State	2004
Kickoff Ret Yards	224	vs. Duke	2009

### OPPONENT INDIVIDUAL

Category	Mark	Player, Opponent	Year
Rushes	39	by Mike Voight, UNC	1975
Rushing Yards	221	by Thomas Jones, Virginia	1999
All-Purpose Yards	231	by Leroy Gallman, Duke	1992
Pass Attempts	63	by B.J. Symons, Texas Tech	2003
Pass Completions	41	by Matt Schaub, Virginia	2003
TD Passes	5	by Brock Berlin, Miami	2004
		by Thaddeus Lewis, Duke	2009
		by Deshaun Watson, Clemson	2015
Passing Yards	586	by B.J. Symons, Texas Tech	2004
Receptions	17	by Ervin Phillips, Syracuse	2017
Reception Yards	248	by Tyre Brady, Marshall	2017
TD Receptions	3	by Wali Lundy, Virginia	2003
Total Offense	618	by B.J. Symons, Texas Tech	2003
Punt Return Yards	117	by Jack Patterson, ECU	1971
Kickoff Return Yds	231	by Leroy Gallman, Duke	1992
Tackles	24	by Bill Banks, Penn St.	1977
	24	by Anderson, Virginia	1979

### OPPONENT TEAM

Points	58	by Florida State	2000
Touchdowns	8	by Florida State	2000
First Downs	30	by Texas Tech	2003
	30	by Furman	1984
Rush Attempts	81	by UNC	1971
Rushing Yards	402	by Wake Forest	1971
Rushing TDs	5	by Clemson	1982, 1984
Pass Attempts	64	by Texas Tech	2003
Pass Completions	41	by Virginia	2003
Passing Yards	586	by Texas Tech	2003
TD Passes	5	by Miami	2004
	5	by Duke	2009
	5	by Clemson	2015
Total Offense	681	by Texas Tech	2003
Plays	97	by UNC	1971
Fumbles Lost	6	by Duke	1986
Penalties	20	by Clemson	2001
Penalty Yards	181	by Clemson	2001
Punts	12	by Wake Forest	2012
	12	by Western Carolina	1990
Interceptions by	6	by Wake Forest	1984
	6	by Clemson	1995
Punt Return Yards	117	by Duke	1971
	117	by Penn State	1981



## RECORD AT CARTER-FINLEY

Year	Rec.	1984	2-5	2003	6-1
1966	3-2	1985	1-5	2004	2-4
1967	4-0	1986	6-0-1	2005	4-3
1968	3-2	1987	2-4	2006	3-4
1969	1-3-1	1988	5-1-1	2007	3-4
1970	2-1-1	1989	5-2	2008	4-3
1971	1-4	1990	5-1	2009	5-3
1972	5-0-1	1991	6-1	2010	5-1
1973	5-0	1992	5-1	2011	6-1
1974	5-0	1993	5-1	2012	5-1
1975	5-1	1994	5-1	2013	3-5
1976	1-4-1	1995	1-5	2014	4-3
1977	4-3	1996	2-3	2015	3-3
1978	5-1	1997	4-2	2016	4-3
1979	4-2	1998	5-1	2017	4-0
1980	5-1	1999	4-1	Totals	201-112-6
1981	3-4	2000	5-1		
1982	5-1	2001	3-3		
1983	2-5	2002	6-1		



**THE DOEREN FILE**

Years Coached	7th season
Alma Mater	Drake '93
Career Record	53-31
Record at NC State	30-27
ACC Record	12-23
Bowl Record	3-1*
Wife	Sara (Vander Woude)
Children	Jacob (18), Luke (15), Connor (11)
Hometown:	Shawnee Mission, KS
High School:	Shawnee Mission Northwest
BS Degree:	Pre-Med Biology (Drake '93)
Master's:	Educational Leadership (Drake '99)

**NC STATE UNDER DOEREN IN SINGLE-SEASON RECORDS**

WINS			YARDS PER GAME		
2014	8	t11th	2016	416.7	5th
COMPLETIONS			2015	412.8	6th
2016	263	7th	2014	408.5	8th
2013	249	8th	2013	403.5	12th
2015	246	11th	POINTS		
ATTEMPTS			2015	432	3rd
2016	438	8th	2014	392	7th
2013	426	10th	2016	351	11th
2015	413	12th	POINTS PER GAME		
PASSING YARDS			2015	33.2	3rd
2016	2,287	6th	2014	30.2	10th
2013	2,890	11th	2016	27.0	13th
2015	2,740	14th	PUNT RETURN AVG		
PASSING YARDS/GAME			2013	13.1	6th
2016	260.5	7th	2015	13.0	7th
2013	240.8	14th	KICKOFF RETURN AVG		
COMPLETION %			2015	25.7	2nd
2016	.600	7th	2016	23.2	8th
2015	.596	8th	FEWEST TURNOVERS		
2014	.588	11th	2015	13	t1st
2013	.585	12th	2016	20	t9th
YARDS PER PLAY			2013	21	t11th
2014	6.0	t2nd	RUSH YDS ALLOWED		
2016	5.8	t4th	2016	1,412	11th
2015	5.6	t9th	RUSH YDS/G ALLOWED		
TOTAL YARDS			2016	108.6	5th
2016	5,417	4th	YARDS/RUSH ALLOWED		
2015	5,367	5th	2016	3.3	10th
2014	5,311	6th			
2013	4,842	9th			



# DAVE DOEREN

**5th SEASON AT NC STATE • NC STATE RECORD: 30-27 • 7th CAREER SEASON • CAREER RECORD: 53-31 • LED 6 OF 7 TEAMS TO BOWLS**

- Second-youngest coach in the ACC at 45 years old.
- Has coached at four different Power 5 schools.
- 22 years in the coaching ranks
- \*Has led the Wolfpack to three straight bowl games.

- Has led five of his seven teams to bowl games.
- Teams have posted a 3-1 record in postseason bowls (he led his 2012 NIU squad to the Orange Bowl, but did not coach that game).
- Eight members of 2017 on preseason watch lists for 12 different national awards.
- 2017 squad could be seventh in school history to go to four straight bowl games.
- In four years, 87 of his players have graduated.
- 2015 Wolfpack squad won four road games - no other NC State team had posted more since 1957.
- \* 2014 squad only second in school history to score 40 or more points in five regular season games.
- 2014 squad posted best rushing average since 1992.
- \* Earned back-to-back MAC titles at Northern Illinois. The 2011 championship was the first for NIU since 1983.
- Set NIU record for wins (11) in 2011. Broke it with 12 wins in 2012.
- Never lost a home game at NIU.
- NIU Academic Progress rate ranked among top five nationally.
- \* Served as defensive coordinator at Wisconsin and Kansas.
- Coached 2001 FCS Champion Montana.
- Montana won Big Sky title during both of his years on that staff.
- \* An Academic All-American at Drake.
- 2014 squad was second-most improved in Power 5 conferences.
- Since coming to NC State, his team has turned in over 6,000 collective hours of community service.
- Four-year letterwinner at tight end at Drake.
- Began working on his Ph.D. as a graduate assistant at USC.

**When Dave Doeren was introduced as head coach at NC State in December of 2012, he clearly set forth his vision for the Wolfpack Football program. He dubbed it "TPACKIGOL: A UNITED MISSION TO WIN A CHAMPIONSHIP."**

**That has been the Wolfpack's battle cry in his first four seasons.**

**DOEREN YEAR-BY-YEAR**

Year	School	Position	Record	Postseason Notes
1994	Shawnee Mission HS	Assistant Coach		
1995	Drake	Linebackers	8-1-1	
1996	Drake	Linebackers	8-3	
1997	Drake	Linebackers/Defensive coor.	8-3	
1998	USC	Graduate Assistant	8-5	Sun Bowl
1999	USC	Graduate Assistant	6-6	
2000	Montana	Defensive Secondary	13-2	IAA Runner-ups; Big Sky Champions
2001	Montana	Defensive Secondary	15-1	I-AA Champions; Big Sky Champions
2002	Kansas	LB/Recruiting Coordinator	2-10	
2003	Kansas	LB/Recruiting Coordinator	6-7	Tangerine Bowl
2004	Kansas	LB/Recruiting Coordinator	4-7	
2005	Kansas	LB/Co-Defensive Coordinator	7-5	Ft. Worth Bowl (W)
2006	Wisconsin	Co-Def. Coor./Rec. Coor./LBs	12-1	Capital One Bowl (W)
2007	Wisconsin	Co-Def. Coor./Rec. Coor./LBs	9-4	Outback Bowl (L)
2008	Wisconsin	Defensive Coordinator/LBs	7-6	Champs Sports Bowl (L)
2009	Wisconsin	Defensive Coordinator/LBs	10-3	Champs Sports Bowl (W)
2010	Wisconsin	Defensive Coordinator/LBs	11-2	Rose Bowl (L); Big 10 Champions
2011	Northern Illinois	Head Coach	11-3	GoDaddy.com Bowl (W); MAC Champs
2012	Northern Illinois	Head Coach	12-1	*Orange Bowl (L); MAC Champions
2013	NC State	Head Coach	3-9	
2014	NC State	Head Coach	8-5	Bitcoin St. Pete Bowl (W)
2015	NC State	Head Coach	7-6	Belk Bowl (L)
2016	NC State	Head Coach	7-6	Independence Bowl (W)


\* - Team competed in Orange Bowl after Doeren was named head coach at NC State



**NC STATE ALPHABETICAL ROSTER**

No.	Name	Pos.	Hgt.	Wgt.	Cl.	Hometown, (Last School)
10	Louis Acceus	LB	6'0	216	Fr.	Spring Valley, N.Y. (St. Joseph)
50	Tony Adams	OG	6'2	315	Sr.	Charlotte, N.C. (Independence)
54	Davion Allred	DE	6'0	228	R- Sr.	Raleigh, N.C. (Millbrook)
5	Johnathan Alston	CB	6'0	210	R- Sr.	Bunn, N.C. (Bunn)
42	Dylan Autenrieth	TE	6'4	242	R- Fr.	Dallas, Ga. (N. Paulding)
92	Kyle Bambar	PK	5'8	190	Jr.	Wixom, Mich. (Walled Lake West)
20	Bryce Banks	CB	6'2	192	R- Fr.	Columbia, Mo. (Rock Bridge)
69	Evin Bellamy	DE	6'2	220	R-So.	Leland, N.C. (N. Brunswick)
42	Danny Blakeman	DE	6'2	227	Fr.	Raleigh, N.C. (Leesville Road)
33	Brady Bodine	RB	5'10	200	R- Jr.	Camp LeJeune, N.C. (Cp Lejeune)
24	Shawn Boone	SAF/NIC	5'10	206	Sr.	W. Palm Beach, Fla. (Dwyer)
88	Adam Boselli	TE	6'5	220	Fr.	Ponte Vedra, Fla. (Episcopal)
65	Garrett Bradbury	OG/C	6'3	298	R- Jr.	Charlotte, N.C. (Charlotte Christian)
29	Marquise Braxton	FB	6'1	226	R- So.	Greenville, N.C. (Rose)
52	Kendall Brown	OT	6'5	290	R- Fr.	Jacksonville, Fla. (Trinity Christian)
36	William Brown, III	CB	5'10	192	R- So.	Raleigh, N.C. (Cardinal Gibbons)
91	Eurndraus Bryant	DT	6'1	325	Jr.	N. Charleston, S.C. (Ft. Dorchester)
56	Kollin Byers	OL	6'4	276	Fr.	Shelby, N.C. (Crest)
73	Justin Chase	OT	6'5	302	R- Fr.	Chesapeake, Va. (Great Bridge)
9	Bradley Chubb	DE	6'4	275	Sr.	Marietta, Ga. (Hillgrove)
90	A.J. Cole III	P	6'4	230	Jr.	College Park, Ga. (Woodward Acad)
21	Erin Collins	RB	6'1	200	Fr.	Plant City, Fla. (Armwood)
48	Cole Cook	TE	6'6	250	Gr.	Carrollton, Ga. (Carrollton)
14	Woody Cornwell	QB	6'2	210	R- Jr.	Lake Junaluska, N.C. (Tuscola)
33	Dalton Counts	SAF	6'0	211	Fr.	Raleigh, N.C. (Garner)
47	Caymon Czesak	NIC	6'2	200	Fr.	Wilmington, N.C. (Laney)
31	Tyler Dabbs	WR	5'9	192	R- Fr.	Eden, N.C. (Morehead)
38	Will Dabbs	SAF	5'10	197	R- Fr.	Eden, N.C. (Morehead)
64	Peter Daniel	OT	6'6	305	R- Gr.	Raleigh, N.C. (Broughton)
47	Damien Darden	TE	6'3	250	Fr.	Pikeville, N.C. (Aycok)
46	Logan DeBoer	FB	6'1	235	R- Fr.	Pittsburgh, Pa. (Montour/Fork Union)
41	Will Eason	RB	5'7	173	R- Fr.	Charlotte, N.C. (Mallard Creek)
86	Emeka Emezie	WR	6'3	209	Fr.	Waxhaw, N.C. (Marvin Ridge)
66	Joshua Fedd-Jackson	OT	6'3	336	Fr.	Montvale, N.C. (St. Joseph)
4	Jerod Fernandez	LB	6'0	227	R- Sr.	Sanford, Fla. (Lake Mary)
15	Ryan Finley	QB	6'4	210	Gr. (Jr.)	Phoenix, Az. (Boise St./Paradise Vall)
82	Max Fisher	WR	6'3	205	Fr.	Up. Marlboro, Md (Gonzaga Coll.)
68	Charles Fletcher	OL	6'2	273	Fr.	Greenville, N.C. (Rose)
90	Ben "Shug" Frazier	DT	6'3	316	R-Fr.	Buford, Ga. (Buford)
25	Reggie Gallaspy II	RB	5'11	225	Jr.	High Point, N.C. (S. Guilford)
76	Harrison Gee	OG	6'3	301	R-Fr.	Burlington, N.C. (Walter Williams)
73	Grant Gibson	DT	6'1	295	Fr.	Charlotte, N.C. (Mallard Creek)
99	Trenton Gill	P	6'4	187	Fr.	Hillsborough, N.C. (Cedar Ridge)
93	Noah Giroux	PK	6'0	205	Fr.	Garner, N.C. (Garner)
37	Vernon Grier	DB	5'10	180	R-So.	Charlotte, N.C. (Mallard Creek)
11	Stephen Griffin	SAF	6'2	205	Jr.	Charlotte, N.C. (South Meck/Tenn)
57	Tyler Griffiths	LS	6'2	230	Jr.	Indian Trail, N.C. (Sun Valley)
3	Kelvin Harmon	WR	6'3	213	So.	Palmyra, N.J. (Palmyra)
98	B.J. Hill	DT	6'4	315	Sr.	Oakboro, N.C. (W. Stanley)
7	Nyheim Hines	RB	5'9	197	Jr.	Garner, N.C. (Garner)
55	Deonte Holden	DE	6'4	247	Gr./R-Jr.	Landover, Md. (Dematha Catholic)
15	Chris Ingram	CB	6'0	180	Fr.	Mooresville, N.C. (Mooresville)
96	Dante Johnson	DT	6'3	264	Fr.	Apopka, Fla. (Wekiva)
27	Justin Jones	DT	6'2	312	Sr.	Austell, Ga. (S. Cobb)
53	Tyler Jones	OT	6'3	300	R-Jr.	Stone Mountain, Ga. (Stephenson)
79	Ben Kaiser	OG	6'3	292	R-Sr.	Pasadena, Calif. (Pas CC/S. Pasadena)
52	Ibrahim Kante	DE	6'5	235	Fr.	New York, N.Y. (Trinity Pawling)

No.	Name	Pos.	Hgt.	Wgt.	Cl.	Hometown, (Last School)
34	Tim Kidd-Glass	SAF	6'1	202	So.	Danville, Va. (George Washington)
26	Nicholas Lacy	CB	5'7	182	R-Sr.	Pinehurst, N.C. (Pinecrest)
10	Micah Leon	QB	6'5	205	Fr.	Boca Raton, Fla. (Boynton Beach)
6	Gavin Locklear	WR	5'10	195	R-Sr.	Apex, N.C. (Apex)
12	Stephen Louis	WR	6'2	217	R-Jr.	W. Palm Beach, Fla. (PB Lakes)
97	Xavier Lyas	DE	6'4	215	Fr.	Plant City, Fla. (Durant)
37	Jessie Malit	DE	6'3	215	Fr.	Concord, N.C. (Cox Mill)
35	Jackson Maples	PK	5'10	195	R-Jr.	West End, N.C. (Pinecrest)
2	Jalan McClendon	QB	6'5	221	R-Jr.	Charlotte, N.C. (W. Mecklenburg)
21	Nick McCloud	CB	6'1	189	So.	Rock Hill, S.C. (S. Pointe)
74	Emanuel McGirt, Jr.	OT	6'6	300	R-So.	Durham, N.C. (Hillside)
13	Matthew McKay	QB	6'3	200	Fr.	Raleigh, N.C. (Wakefield)
11	Jakobi Meyers	WR	6'2	203	R-So.	Lithonia, Ga. (Arabia Mountain)
36	Brock Miller	LB	6'3	231	R-Fr.	Port St. Lucie, Fla. (Carroll Catholic)
58	Airius Moore	LB	6'0	235	Sr.	Beavercreek, Ohio (Beavercreek)
41	Isaiah Moore	LB	6'3	224	Fr.	Chester, Va. (Bird)
31	Jarius Morehead	SAF	6'1	217	R-So.	Whitsett, N.C. (E. Guilford)
13	Stephen Morrison	SAF	5'11	201	R-Jr.	Weddington, N.C. (Weddington)
92	Larrell Murchison	DT	6'4	277	Jr.	Elizabethtown, N.C. (Louisburg/E. Blander)
27	Dakwa Nichols	RB	5'9	195	R-Gr.	Rockingham, N.C. (Rockingham)
60	Grant Pacanovsky	DL	6'0	265	R-Fr.	Cary, N.C. (Green Hope)
28	Dylan Parham	TE	6'4	224	R-Fr.	Raleigh, N.C. (Southeast)
10	Freddie Phillips, Jr.	NIC	6'1	210	Jr.	Pelion, S.C. (Pelion)
43	David Pierson	LB	6'0	232	R-Fr.	Wendell, N.C. (Jireh Prep)
3	Germaine Pratt	LB	6'3	235	R-Jr.	High Point, N.C. (Central)
70	Terronne Prescod	OG	6'5	331	R-Jr.	Decatur, Ga. (Columbia)
50	Jackson Quiggle	LS	5'10	205	R-Fr.	Sanford, N.C. (Southern Lee)
85	JuMichael Ramos	WR	6'2	200	R-Gr.	Lovejoy, Ga. (Lovejoy)
28	Damontay Rhem	RB	5'11	221	R-So.	Wendell, N.C. (UNCP/E. Wake)
54	Will Richardson	OT	6'6	322	R-Jr.	Burlington, N.C. (Cummings)
19	C.J. Riley	WR	6'4	204	R-Fr.	Coconut Creek, Fla. (N. Broward Prep)
95	Tyrone Riley	DE	6'6	285	R-So.	Savannah, Ga. (Calvary Day School)
24	Nakia Robinson, Jr.	RB	5'11	193	Fr.	Miami, Fla. (Miami Jackson)
45	Darian Roseboro	DE	6'4	287	Jr.	Lincolnton, N.C. (Lincolnton)
89	Thomas Ruocchio	TE	6'3	245	R-Fr.	Raleigh, N.C. (Cardinal Gibbons)
59	Liam Ryan	OL	6'2	300	Fr.	Cary, N.C. (Fork Union/Cary)
1	Jaylen Samuels	H	5'11	228	Sr.	Charlotte, N.C. (Mallard Creek)
29	Raven Saunders	LB	6'1	220	Fr.	Riviera Beach, Fla. (Dwyer)
71	Joe Sculthorpe	C	6'3	307	R-Fr.	Hampstead, N.C. (Topsail)
44	Bryan Smith	DE	6'2	259	R-Gr.	Oxford, N.C. (Webb)
39	James Smith-Williams	DE	6'4	247	R-So.	Raleigh, N.C. (Millbrook)
62	Bryson Speas	OL	6'4	265	Fr.	Greensboro, N.C. (Dudley)
22	Isaiah Stallings	SAF	6'4	220	R-Fr.	Fayetteville, N.C. (Terry Sanford)
83	Daeshawn Stephens	WR	6'1	214	RS - Fr.	Durham, N.C. (Hillside)
49	Matt Stevens	LB	6'0	228	RS - Fr.	Charlotte, N.C. (Hough)
2	Mike Stevens	CB	5'11	190	Sr.	Charlotte, N.C. (Davidson Day)
35	Kentavius Street	DE	6'2	287	Sr.	Greenville, N.C. (Rose)
87	Thayer Thomas	WR	6'1	180	Fr.	Wake Forest, N.C. (Heritage)
8	Maurice Trowell	WR	5'11	196	RS - Jr.	Durham, N.C. (Southern Durham)
30	James Valdez	CB	5'11	193	RS - Fr.	Orangeburg, S.C. (Wilkinson)
72	Philip Walton, Jr.	OT	6'7	305	RS - So.	Charlotte, N.C. (Charlotte Christian)
78	Aaron Wiltz	OG	6'5	307	RS - So.	Baton Rouge, La. (Catholic)
38	Carson Wise	PK	5'10	170	Gr./R-Jr.	Blacksburg, Va. (Blacksburg/VT/CN)
67	Justin Witt	OT	6'6	296	RS - Fr.	Chicago, Ill. (Lincoln-Way West)
14	Dexter Wright	SAF	6'2	232	RS - Jr.	Wilson, N.C. (Hunt)

9/2/17 • Bank of America Stadium • 50,367 • Charlotte, N.C. • Belk College Kickoff		
	RV/RV NC STATE	28
	SOUTH CAROLINA	35

**CHARLOTTE** - Despite a record-setting day by QB Ryan Finley and H Jaylen Samuels, NC State couldn't convert late in the fourth quarter and fell to South Carolina 35-28 in the Belk College Kickoff in Charlotte.

After South Carolina ran back the opening kickoff for a score, a back-and-forth first half saw the two teams tied 21-21 at the break. The Gamecocks scored 14 unanswered points in the third quarter before the Wolfpack punched the ball in on fourth down and pulled within seven with 12:21 left in the game. Neither team would score again.

Finley threw for a career-high 415 yards, while setting a school record with 45 completions (on 64 attempts). Jaylen Samuels tied Torry Holts school mark with 15 receptions.

Score by Quarters	1	2	3	4	Score	
NC State	14	7	0	7	--	28 Record: (0-1)
South Carolina	14	7	14	0	--	35 Record: (1-0)

**Scoring Summary**

1st 14:47 SC- Samuel, Deebo 97 yd. kickoff return (Woznick, A. kick)  
 1st 8:56 NCS- Finley, Ryan 6 yd. run (Wise, C. kick), 14 ply, 75 yards TOP 5:51  
 1st 3:53 SC- Dowdle 34 pass from Bentley (Woznick kick) 11 plys, 80 yds TOP 4:58  
 1st 0:46 NCS- Hines, Nyheim 2 yd. run (Wise, C. kick), 9 ply 75 yds TOP 3:07  
 2nd 10:02 SC- Deebo 6 pass from Bentley (Woznick, A. kick), TOP 3:18  
 2nd 0:09 NCS- Meyers, J. 4 pass from Finley(Wise, C. kick) 10 ply, 79 yds TOP 1:38  
 3rd 11:54 SC- Deebo 6 pass from Bentley (Woznick, A. kick) 3 ply, 51 yds, TOP 1:25  
 3rd 9:08 SC- Dowdle 7 yd. run (Woznick, A. kick) 3 plays, 51 yards, TOP 1:25  
 4th 12:21 NCS- Samuels 1 pass from Finley (Wise, C. kick) 9 plys, 46 yds, TOP 3:33

	NCSU	SC
FIRST DOWNS	29	12
RUSHES-YARDS	89	31
PASSING YARDS	415	215
ATT-COMP-INT	45-64-0	17-29-1
TOTAL OFFENSE	504	246
KICK RETURNS (#-YARDS)	2-39-0	4-141-1
PUNT RETURNS (#-YARDS)	3-40-0	3-26-0
INT RETURNS (#-YARDS)	1-0-0	0-0-0
PUNTS (#-AVG)	4-49.0	6-46.7
FUMBLES-LOST	2-2	0-0
PENALTIES-YARDS	8-65	6-45
TIME OF POSSESSION	36:41	23:19
THIRD DOWN CONVERSIONS	9-20	5-12
FOURTH-DOWN CONVERSIONS	2-4	0-0
RED ZONE SCORES/CHANCES	4-6	2-2
SACKS BY (#-YARDS)	2-18	4-26

**RUSHING (Att-Yds-TD): NC State** - Hines, N. 15-81-1; Gallaspy, R. 13-27-0; **South Carolina:** Dowdle, R. 12-27-1

**PASSING (C-A-YDS-I-TD): NC STATE** - Finley, R. 45-64-415-0-2; **SOUTH CAROLINA:** Bentley, J. 17-29-215-1-3

**RECEIVING (Rec-Yds-TD): NC State** - Samuels, J. 15-85-1; Harmon, K. 10-114-0; **South Carolina** - Deebo, S. 5-83-2; Edwards, B. 5-55-0

**IINTERCEPTIONS (#-Yds): NC State** - Alston, J. 1-0; **South Carolina** - none

**FUMBLES (#-Lost): NC State** - Louis, S. 1-1; Finley, R. 1-1 **South Carolina** - none

**TACKLES (Ht-Ast-Tot): NC State** - Fernandez, J. 4-5-9; Morehead, J. 3-2-5; Pratt, G. 3-2-5; **South Carolina-** Brunson, T.J. 7-9-16; Lammons, Chris 4-4-8; Wonnum, D.J. 3-5-8

9/9/17 • Carter-Finley Stadium 57,430 • Raleigh, N.C.		
	NC STATE	37
	SOUTH CAROLINA	20

**RALEIGH** - NC State scored touchdowns on four straight possessions spanning the second and third quarters and captured a 37-20 win over visiting Marshall in the Wolfpack's 2017 home opener.

Down 13-3 in the second quarter, NC State scored five of the game's final six touchdowns. The key stretch came late in the second quarter, as the Wolfpack scored three touchdowns in the final 5:26 of the first half.

For the second straight game QB Ryan Finley threw for over 300 yards (341) and WR Kelvin Harmon had over 100 yards receiving (121).

Score by Quarters	1	2	3	4	Score	
NC State	3	20	7	7	--	37 Record: (1-1)
Marshall	10	10	0	0	--	20 Record: (1-1)

**Scoring Summary**

1st 10:15 NCS - Wise, C. 31 yd. field goal, 7-59 2:48  
 6:23 MAR- Johnson 1 pass. from Litton, Chase (Kaare kick) 9-85 3:45  
 3:09 MAR- Vedvik, Kaare 33 yd. field goal, 6-66 2:27  
 2nd 8:20 MAR- Vedvik, Kaare 45 yd. field goal, 9-56 3:47  
 5:26 NCS- Louis, S. 24 yd. pass from Finley, R. (Wise, C. kick), 6-68 2:48  
 5:07 MAR- Brady 75 pass from Litton, Chase (Vedvik, Kaare kick) 1-75 0:12  
 2:05 NCS- Samuels, J. 39 yd. pass from Finley, R. (Wise, C. kick) 8-80 2:56  
 0:16 NCS- Harmon, 34 pass from Finley, R. (Wise, C. kick failed), 7-82 1:21  
 3rd 7:58 NCS- Gallaspy, R. 1 yd. run (Wise, C. kick), 13-70 6:56  
 4th 3:58 NCS- Gallaspy, R. 23 yd. run (Wise, C. kick), 1-23 0:06

	NCSU	MAR
FIRST DOWNS	23	18
RUSHES-YARDS	144	101
PASSING YARDS	341	250
Att-Comp-Int	36-20-0	43-26-1
TOTAL OFFENSE	485	451
KICK RETURNS (#-Yards)	4-94	7-112
PUNT RETURNS (#-Yards)	0-0	0-0
INT RETURNS (#-Yards)	1-4	0-0
PUNTS (#-Avg)	4-42.2	4-44.5
FUMBLES-LOST	0-0	1-1
PENALTIES-YARDS	3-33	9-96
TIME OF POSSESSION	30:57	29:03
THIRD-DOWN CONVERSIONS	3-10	6-15
FOURTH-DOWN CONVERSIONS	1-2	1-2
RED-ZONE SCORES/CHANCES	2-3	2-3
SACKS BY (#-YARDS)	1-11	2-9

**RUSHING (Att-Yds-TD): NC State** - Gallaspy, R. 12-61-2; Finley, R. 5-42-0; **Marshall:** Davis, K. 8-74-0; Anderson, A. 4-20-0

**PASSING (C-A-YDS-I-TD): NC State** - Finley, R. 29-36-341-0-3; **Marshall:** Chase, L. 26-43-350-1-2


**RECEIVING (Rec-Yds-TD): NC State** - Harmon, K. 9-121-1; Louis, S. 5-73-1; Samuels, J. 5-60-1; **Marshall:** Brady, T. 11-248-1; Williams, M. 4-46-0; Johnson, W. 4-20-1

**IINTERCEPTIONS (#-Yds): NC State** - Moore, A. 1-4; **Marshall** - none

**FUMBLES (#-Lost): NC State** - None; **Marshall:** Rodriguez, T. 1-1

**TACKLES (Ht-Ast-Tot): NC State** - Chubb, B. 6-1-7; Alston, J. 5-2-7; Fernandez, J. 3-4-4 ; **Marshall:** Gant, M. 9-8-17; Hernandez, F. 2-8-10; Hancock, C. 2-8-10



9/16/17 • Carter-Finley Stadium • 56,166 • Raleigh, N.C.		
	<b>NC STATE</b>	<b>49</b>
	<b>FURMAN</b>	<b>16</b>

**RALEIGH** - NC State scored a touchdown on four of its five first-half offensive possessions and defeated visiting Furman, 49-16, Saturday afternoon at Carter-Finley Stadium.

H-Back Jaylen Samuels finished with three rushing scores, nickel Shawn Boone returned a third quarter interception 47 yards for a score, and QB Ryan Finley extended his interception-free streak to 192 attempts dating back to last season.

Score by Quarters	1	2	3	4	Score	
NC State	14	14	21	0	--	49 Record: (2-1)
Furman	3	10	0	3	--	16 Record: (0-3)

**Scoring Summary**

- 1st 09:53 FUR - Atkins, Grayson 46 yd. Field goal, 11-47 5:07
- 04:46 NCS - Samuels, J. 2 yd. run (Wise, C. kick), 12-75 5:07
- 00:43 NCS - Ramos, J. 30 yd. pass from Finley. (Wise, C. kick), 7-60 2:39
- 2nd 12:24 FUR - Atkins, Grayson 34 yd. field goal, 9-58 3:19
- 09:34 NCS - Samuels, J. 1 yd. run (Wise, C. kick), 6-42 2:38
- 02:35 FUR- Schumpert 71 pass from Blazejowski (Atkins kick) 4-93 1:37
- 00:18 NCS- Samuels, J. 1 yd. run (Wise, C. kick), 11-76 2:11
- 3rd 07:10 NCS- Hines, N. 28 yd. run (Wise, C. kick), 4-49 1:27
- 01:58 NCS- Nichols, D. 9 yd. run (Wise, C. kick), 2-23 0:29
- 4th 13:36 FUR- Atkins, Grayson 46 field goal, 8-46 3:22

	NCSU	FUR
FIRST DOWNS	25	16
RUSHES-YARDS	242	133
PASSING YARDS	248	196
Att-Comp-Int	30-24-0	19-11-1
TOTAL OFFENSE	490	329
KICK RETURNS (#-Yards)	3-91	2-41
PUNT RETURNS (#-Yards)	0-0	0-0
INT RETURNS (#-Yards)	1-47	0-0
PUNTS (#-Avg)	3-37.7	3-40.0
FUMBLES-LOST	1-0	2-2
PENALTIES-YARDS	5-50	1-5
TIME OF POSSESSION	29:16	30:44
THIRD-DOWN CONVERSIONS	7-11	8-16
FOURTH-DOWN CONVERSIONS	0-0	0-1
RED-ZONE SCORES/CHANCES	4-5	0-0
SACKS BY (#-YARDS)	2-5	1-12

**RUSHING (Att-Yds-TD): NC State** - Hines, N. 11-92-1; McClendon, J. 6-67-0; Nichols, D. 6-38-1; **Furman:** Triston, L. 4-50-0; Dirks, K. 7-34-0

**PASSING (C-A-YDS-I-TD): NC State** - Finley, R. 22-27-231-0-1; McClendon, J. 2-3-17-0-0; **Furman:** Blazejowski, PJ. 9-17-180-1-1

**RECEIVING (Rec-Yds-TD): NC State** - Samuels, J. 6-75-0; Louis, S. 6-56-0; **Furman:** Schumpert, A. 4-107-1; Luke, T. 2-16-0

**IINTERCEPTIONS (#-Yds): NC State** - Boone, J. 1-47; **Furman** - none

**FUMBLES (#-Lost): NC State** - 1-0; **Furman:** 2-2

**TACKLES (Ht-Ast-Tot): NC State** - CRoseboro, D. 3-6-9; Moore, A. 4-4-8; Jones, J. 4-3-7; **Furman:** Annoor, A. 6-7-13; Okeh, B. 2-4-6; Ellis, R. 2-4-6

9/23/17 • Doak Campbell Stadium • 73,541 • Tallahassee, Fla.		
	<b>NC STATE</b>	<b>27</b>
	11/12 <b>FLORIDA STATE</b>	<b>21</b>

**TALLAHASSEE, FLA.** - Leading from start to finish, NC State opened the ACC portion of its schedule with a 27-21 win at No. 12 Florida State in Tallahassee. The Wolfpack (3-1, 1-0 ACC) jumped out to a 10-0 lead after the first quarter, and a fourth quarter touchdown with 9:16 left gave the Pack its first road win over a ranked foe since 2008.

NC State opened the scoring with a 10-0 lead after a pair of scores on its first two possessions of the game - a 24-yard Carson Wise field goal then a two-yard Jaylen Samuels TD run. Florida State answered with a touchdown early in the second quarter, only to be answered by Jakobi Meyers' 71-yard catch and run with 1:34 left. FSU added a field goal seconds before the half, as NC State had a 17-10 halftime lead.

The teams traded field goals in the third quarter, as the Pack held a 20-13 lead going into the fourth. FSU cut the lead to 20-16 with a field goal, but Samuels scored his second TD of the game on the next possession to increase the lead. FSU added a safety and another field goal to cut the lead to 27-21 with 3:01 left, but NC State got a first down and kept possession the rest of the game.

Score by Quarters	1	2	3	4	Score	
NC State	10	7	3	7	--	27 Record: (3-1)
Florida State	0	10	3	8	--	21 Record: (0-2)

**Scoring Summary**

- 1st 08:09 NCS - Wise, C. 24 yd field goal 12 plays, 58 yards, 4:34
- 03:20 NCS - Samuels 2 yd run (Wise kick ), 10 plays, 76 yards, 4:28
- 2nd 12:24 FSU - Tate 4 pass from Blackman (Aguayo kick) 12 plays, 75 yds, 5:56
- 2nd 01:34 NCS - Meyers 71 pass from Finley (Wise kick ) 4 plays, 80 yards, TOP 1:33
- 2nd 00:05 FSU - Aguayo, R 37 yd field goal 10 plays, 39 yards, TOP 1:24
- 3rd 11:33 FSU - Aguayo, R 36 yd field goal 6 plays, 44 yards, TOP 1:58
- 3rd 06:06 NCS - Wise, C. 30 yd field goal 11 plays, 63 yards, TOP 5:27
- 4th 14:08 FS - Aguayo, R 37 yd field goal 7 plays, 68 yards, TOP 3:06
- 4th 09:16 NCS - Samuels 14 pass from Finley (Wise kick) 10 plays, 75 yds, 4:52
- 4th 06:26 FS - TEAM 4 yd safety
- 4th 03:01 FS - Aguayo, R 34 yd field goal 4 plays, 6 yards, TOP 0:30

	NCSU	FSU
FIRST DOWNS	21	15
RUSHES-YARDS	110	104
PASSING YARDS	225	278
Att-Comp-Int	33-23-0	39-22-0
TOTAL OFFENSE	365	382
KICK RETURNS (#-Yards)	1-21	3-100
PUNT RETURNS (#-Yards)	0-0	4-38
INT RETURNS (#-Yards)	0-0	0-0
PUNTS (#-Avg)	5-32.2	4-47.2
FUMBLES-LOST	0-0	1-1
PENALTIES-YARDS	6-41	11-93
TIME OF POSSESSION	33:23	26:38
THIRD-DOWN CONVERSIONS	5-12	4-14
FOURTH-DOWN CONVERSIONS	1-1	1-2
RED-ZONE SCORES/CHANCES	4-4	5-6
SACKS BY (#-YARDS)	4-21	1-1

**RUSHING (Att-Yds-TD): NC State** - Hines, N. 24-94-0; Samuels 5-11-1; **FSU:** Akers, C. 12-55-0; Patrick, J. 8-38-0


**PASSING (C-A-YDS-I-TD): NC State** - Finley, R. 22-32-230-0-2; Samuels, J. 1-1-25-0-0; **FSU:** Blackman, J. 22-28-278-1

**RECEIVING (Rec-Yds-TD): NC State** - Meyers, J. 5-112-1; Samuels, J. 12-64-1; **FSU:** Tate, A. 9-38-1; Campbell, G. 3-85-0

**IINTERCEPTIONS (#-Yds): NC State** - none; **FSU** - none

**FUMBLES (#-Lost): NC State** -none; **FSU:** 1-1

**TACKLES (Ht-Ast-Tot): NC State** - Fernandez, J. 3-6-9; Alston, J. 5-2-7; Chubb, B. 5-2-7; **FSU:** Hoskins, R. 5-4-9; James, D. 5-3-8; Marshall, T. 4-2-6

9/30/17 • Carter-Finley Stadium • 56,197 • Raleigh, N.C.		
	<b>NC STATE</b>	<b>33</b>
	<b>SYRACUSE</b>	<b>25</b>

**RALEIGH, N.C.** – Leading from start to finish for the second week in a row, NC State started ACC play 2-0 with a 33-25 home win over Syracuse.

Celebrating its annual Military Appreciation Day, NC State came out of the gates hot and scored on each of its first five possessions in building a 26-7 halftime lead. PK Carson Wise hit back-to-back field goals to start the scoring, and Ryan Finley found Stephen Louis for a 20-yard TD pass to cap the first quarter scoring as the Pack jumped out to a 13-0 lead.

Syracuse got on the scoreboard early in the second quarter, but NC State notched back-to-back TD runs - Reggie Gallaspy 10 yards and Jaylen Samuels 16 yards - to close out the first half scoring.

Syracuse scored 10 unanswered points in the third quarter, cutting NC State's lead to 26-17 entering the fourth. The Pack iced the game on the first possession of the fourth, when Nyheim Hines punched in a 1-yard score with just over nine minutes to play.

Syracuse tacked on another TD with under five minutes left and cut the lead to a single possession, but after a missed outside kick, NC State ran out the clock the rest of the way with a pair of first downs to improve to 3-0 at home.

Score by Quarters	1	2	3	4	Score	
NC State	13	13	0	7	--	33 Record: (4-1)
Syracuse	0	7	10	8	--	25 Record: (2-3)

**Scoring Summary**

- 1st 08:01 NCS Wise 26 FG, 15-57, 6:59
- 04:44 NCS Wise 48 FG, 7-26, 2:47
- 00:25 NCS Louis 20 pass from Finley (Wise kick), 5-70, 1:04
- 2nd 12:12 SU - Dungey 7 run (Murphy kick), 10-75, 3:13
- 09:50 NCS - Gallaspy 10 run (Wise kick failed), 5'75, 2:22
- 02:21 NCS - Samuels 16 run (Wise kick), 10-83, 5:26
- 3rd 12:00 SU - Dungey 1 run (Murphy kick), 9-78, 2:56
- 02:34 SU - Hofrichter 38 FG, 13-69, 4:58
- 4th 09:52 NCS - Hines 1 run (Wise kick), 10-65, 5:02
- 04:39 SU - Ishmael 10 pass from Dungey (Dungey rush), 5-33, 1:03

	NCSU	SYR
FIRST DOWNS	29	20
RUSHES-YARDS	47-256	30-59
PASSING YARDS	206	385
Att-Comp-Int	34-21-0	48-30-1
TOTAL OFFENSE	462	444
KICK RETURNS (#-Yards)	2-33	4-57
PUNT RETURNS (#-Yards)	0-0	2-32
INT RETURNS (#-Yards)	1-0	0-0
PUNTS (#-Avg)	4-51.8	3-47.0
FUMBLES-LOST	0-0	0-0
PENALTIES-YARDS	6-49	12-93
TIME OF POSSESSION	36:29	23:31
THIRD-DOWN CONVERSIONS	3-12	7-17
FOURTH-DOWN CONVERSIONS	2-2	3-5
RED-ZONE SCORES/CHANCES	5-6	4-6
SACKS BY (#-YARDS)	3-24	0-0

**RUSHING (Att-Yds-TD): NC State** - Hines, N. 9-115-1; Samuels, J. 9-74-; Gallaspy, R. 10-33-1; **Syracuse:** Dungey, E. 16-44-2; Elmore, C. 5-14-0

**PASSING (C-A-YDS-I-TD): NC State** - Finley, R. 20-33-186-0-1; Locklear, G. 1-1-20-0-0; **Syracuse:** Dungey, E. 30-47-385-1-1

**RECEIVING (Rec-Yds-TD): NC State** - Louis, S. 4-67-1; Meyers, J. 7-57-0; **Syracuse:** Phillips, E. 17-188-0; Ishmael, S. 6-120-1

**INTERCEPTIONS (#-Yds): NC State** - Alston, J. 1-0; **Syracuse** - none

**TACKLES (Ht-Ast-Tot): NC State** -Fernandez, J. 7-7-14; Chubb, B. 3-5-8; Morehead, J. 6-2-8; **Syracuse:** Bennet, P. 6-7-13; Franklin, Z. 3-8-11; Forster, E. 6-2-8

10/5/17 • Carter-Finley Stadium • 56,107 • Raleigh, N.C.		
	<b>24/24 NC STATE</b>	<b>33</b>
	<b>17/17 LOUISVILLE</b>	<b>25</b>

**RALEIGH, N.C.** – No. 24 NC State scored TDs on back-to-back drives and clinched the game on a 25-yard interception return for another score to win its fifth straight game and defeat No. 17 Louisville.

After a scoreless first quarter in the first battle of ranked foes at Carter-Finley since 2000, the two teams combined for 27 points in the second quarter. The scoring started when NC State's Ryan Finley found Kelvin Harmon for a 48-yard score.

Louisville answered with a 23-yard Lamar Jackson to Seth Dawkins TD to even the game at 7-7. The Pack tacked on a field goal and then Nyheim Hines scampered in for an 11-yard score with 1:47 left before the half. The Cardinals kicked a field goal to end the opening 30 minutes, as NC State held a 17-10 lead.

After Louisville cut the score to 17-13 late in the third quarter, the Wolfpack scored touchdowns on two straight drives, with 1:35 left in the third quarter and then five minutes into the fourth, to go up 32-19 with 10:07 remaining after a two-point conversion.

Louisville got the game to a single-possession contest with a TD with 4:10 left at 32-25. After holding the Pack to a three-and-out, Louisville got the ball back with 3:07 left but pinned back at their 10-yard line. After an incompletion, LB Germaine Pratt picked off a Louisville pass and returned it 25 yards for the game clinching score with just under three minutes left.

Score by Quarters	1	2	3	4	Score	
NC State	0	17	7	15	--	39 Record: (5-1)
Louisville	0	10	3	12	--	25 Record: (4-2)

**Scoring Summary**

- 2nd 11:47 NCS- Harmon 48 pass from Finley (Wise kick), 5-59, 1:42
- 7:27 LOU- Dawkins 23 pass from Jackson (Creque kick), 9-75, 4:20
- 5:03 NCS- Wise 21 FG, 6-87, 2:21
- 1:47 NCS- Hines 11 run (Wise kick), 7-77, 1:36
- 0:00 LOU- Creque 28 FG, 11-68, 1:42
- 3rd 5:16 LOU- Creque 38 FG, 8-49, 3:59
- 1:35 NCS- Hines 7 run (Wise kick), 9-78, 3:36
- 4th 12:39 LOU-Jackson 4 run (Jackson pass failed), 9-62, 3:48
- 10:07 NCS- Gallaspy 3 run (Hines pass from Finley), 5-45, 2:22
- 4:10 LOU- Jackson 3 run (Creque kick blocked), 7-80, 2:04
- 2:52 NCS- Pratt 25 INT return (Wise kick),

	NCSU	LOU
FIRST DOWNS	23	25
RUSHES-YARDS	153	116
PASSING YARDS	367	354
Att-Comp-Int	20-32-0	26-48-1
TOTAL OFFENSE	520	470
KICK RETURNS (#-Yards)	4-105	3-71
PUNT RETURNS (#-Yards)	2-3	0-0
INT RETURNS (#-Yards)	1-25	0-0
PUNTS (#-Avg)	3-45.0	5-40.6
FUMBLES-LOST	2-1	0-0
PENALTIES-YARDS	6-50	10-69
TIME OF POSSESSION	30:33	29:27
THIRD-DOWN CONVERSIONS	5-12	9-16
FOURTH-DOWN CONVERSIONS	1-1	0-1
RED-ZONE SCORES/CHANCES	4-6	3-4
SACKS BY (#-YARDS)	4-24	0-0

**RUSHING (Att-Yds-TD): NC State** - Hines, N. 18-102-2; Gallaspy, R. 8-31-1; **Louisville** - Jackson, L. 19-73-2; Williams, M. 6-30-0

**PASSING (C-A-YDS-I-TD): NC State** - Finley, R. 20-31-367-0-1; **Louisville** - Jackson, L. 26-47-354-1-1

**RECEIVING (Rec-Yds-TD): NC State** - Harmon, K. 6-133-1; Samuels, J. 7-104-0; Louis, S. 3-99-0; **Louisville** - Fitzpatrick, D. 10-134-1; Dawkins, S. 5-133-1; Reed, C. 3-41-0

**FUMBLES (#-Lost): NC State** -2-1; **Louisville**- 0-0

**INTERCEPTIONS (#-Yds): NC State** - Pratt 1-25-1; **Louisville**- none

**TACKLES (Ht-Ast-Tot): NC State** -Morehead, J. 7-4-11; Moore, A. 4-4-8; Fernandez, J. 3-4-7; **Louisville**- Young, T. 3-5-8; Williams, C. 3-4-7; Etheridge, D. 1-5-6

10/14/17 • Heinz Field • 41,124 • Pittsburgh, Pa.		
	20/20 NC STATE	35
	PITT	17

**PITTSBURGH, PA.** – A stout third quarter defense and back-to-back touchdown drives in the third and fourth quarter led No. 20 NC State to its sixth straight win at Pittsburgh. The Wolfpack starts 4-0 in conference action for the first time since the 2002 season, and also reaches bowl eligibility in the fewest games since that same season.

NC State broke a 14-14 tie with 14 unanswered points spanning the third and fourth quarters. First Jakobi Meyers caught a three-yard Ryan Finley TD pass and Jaylen Samuels rushed in from a yard out on the next possession to build the Pack's lead to 28-14 early in the fourth.

In the third quarter, NC State limited Pitt to just 47 yards of offense (5 rushing, 41 passing), and caused three three-and-outs on the Panthers' four drives.

After a Pitt field goal, NC State iced the game with a 40-yard Samuels TD rush with 2:01 left.

Pitt opened the scoring with a 33-yard TD pass with five minutes to go in the first quarter, the first time NC State faced a deficit in ACC play this year.

But the Wolfpack answered with back-to-back explosive plays from RB Nyheim Hines. First it was an 83-yard TD run - the seventh-longest rush in school history - then on his next touch he returned a punt 92-yards for his second TD. That was the second-longest PR in school history and the longest since 1926.

Score by Quarters	1	2	3	4	Score	
NC State	14	0	7	14	--	35 Record: (6-1)
Pitt	7	7	3	3	--	17 Record: (2-5)

**Scoring Summary**

- 1st 5:05 Pitt - Weah 33 pass from DiNucci (Kessman kick), 5-42, 2:32
- 4:37 NCSU - Hines 83 run (Wise kick), 2-83, 0:28
- 0:55 NCSU - Hines 92 punt return (Wise Kick)
- 2nd 2:38 Pitt - Hall 1 run (Kessman kick), 10-69, 5:19
- 3rd 2:32 NCSU - Meyers 3 pass from Filey (Wise hit), 5-86, 2:00
- 4th 11:55 NCSU - Samuels 1 run (Wise kick), 9-73, 3:54
- 7:56 Pitt - Kessman 43 field goal, 9-51, 3:59
- 2:01 NCSU - Samuels 40 run (Wise kick), 6-59, 1:26

	NCSU	PITT
FIRST DOWNS	18	20
RUSHES-YARDS	248	95
PASSING YARDS	198	231
Att-Comp-Int	14-25-0	24-45-1
TOTAL OFFENSE	446	326
KICK RETURNS (#-Yards)	1-15	5-85
PUNT RETURNS (#-Yards)	2-94	2-33
INT RETURNS (#-Yards)	1-0	0-0
PUNTS (#-Avg)	6-44.7	7-39.6
FUMBLES-LOST	0-0	2-1
PENALTIES-YARDS	3-39	1-10
TIME OF POSSESSION	25:02	34:58
THIRD-DOWN CONVERSIONS	5-13	4-15
FOURTH-DOWN CONVERSIONS	0-1	0-1
RED-ZONE SCORES/CHANCES	2-3	1-1
SACKS BY (#-YARDS)	1-12	0-0

**RUSHING (Att-Yds-TD): NC State** - Hines, N. 16-135-1; Samuels, J. 6-62-2; **Pitt** - Pickett, K. 4-18-0; Hall, D. 9-17-1

**PASSING (C-A-YDS-I-TD): NC State** - Finley, R. 14-25-198-0-1; **Pitt:** DiNucci, B. 19-32-170-1-1

**RECEIVING (Rec-Yds-TD): NC State** - Harmon, K. 3-113-0; Meyers, J. 5-52-1; **Pitt** - Weah, J. 7-106-1; Araujo-Lopes, R. 6-54-0

**FUMBLES (#-Lost): NC State** -NC State- none; **Pitt** - 2-1 -

**INTERCEPTIONS (#-Yds): NC State** - Stevens, M. 1-0; **Pitt** - none

**TACKLES (Ht-Ast-Tot): NC State** -Pratt, G. 4-5-9; Alston, J. 5-2-7; McCloud, N. 2-4-6; **Pitt** - Hamlin, D. 8-0-8; Whitehead, J. 4-2-6; Idowu, O. 2-4-6



# EXPLOSIVE PLAYS

## 10+ YARD PLAYS (115)

Yds	Type	Play	Opp
92	PR	Hines	Pitt
83	Rush	Hines	Pitt
79	Pass	Samuels from Finley	Lou
71*	Pass	Meyers from Finley	FSU
50	KR	Hines	Fur
48*	Pass	Harmon from Finley	Lou
48	KR	Hines	Lou
47*	IR	Boone	Fur
46	Rush	Finley	Marsh
45	Pass	Riley from Finley	Marsh
45	Rush	Hines	Lou
43	Pass	Harmon from Finley	Pitt
40	Rush	Samuels	Pitt
39	Rush	Hines	Syr
39*	Pass	Samuels from Finley	Marsh
39	Pass	Louis from Finley	Lou
36	Pass	Harmon from Finley	Pitt
34*	Pass	Harmon from Finley	Marsh
33	Pass	Louis from Finley	Lou
32	Pass	Meyers from Finley	SC
30	Rush	Gallaspy	FSU
30*	Pass	Ramos from Finley	Fur
30	Pass	Louis from Finley	Syr
29	Pass	Cook from Finley	SC
29	KR	Hines	SC
29	KR	Hines	Marsh
29	Rush	McClendon	Fur
28	KR	Hines	Marsh
28*	Rush	Hines	Fur
27	KR	Hines	SC
27	Pass	Samuels from Finley	FSU
27	Pass	Louis from Finley	Lou
26	KR	Hines	Lou
25*	IR	Pratt	Lou
25	Pass	Parham from Samuels	FSU
24*	Pass	Louis from Finley	Marsh
24	Pass	Harmon from Finley	SC
23*	Rush	Gallaspy	Marsh
23	Pass	Louis from Finley	Marsh
23	Pass	Samuels from Finley	Marsh
23	KR	Hines	Fur
23	Pass	Meyers from Finley	FSU
23	Pass	Harmon from Finley	Lou
22	Rush	Samuels	Syr
22	KR	Hines	Lou
21	Pass	Riley from Finley	SC
21	KR	Hines	FSU
21	Pass	Harmon from Finley	Lou
20*	Pass	Louis from Finley	Syr
20	KR	Hines	Marsh
20	Pass	Samuels from Finley	Fur
20	Pass	Finley from Locklear	Syr
19	Rush	Hines	SC
19	Pass	Harmon from Finley	Marsh
19	Pass	Samuels from Finley	Syr
19	Rush	Samuels	Pitt
18	Pass	Samuels from Finley	Fur
18	KR	Hines	Fur
18	KR	Hines	Syr
17	KR	Hines	Marsh
17	Pass	Samuels from Finley	Fur
17	Rush	Hines	FSU
17	Rush	Hines	Syr
17	Pass	Hamon from Finley	Lou
16*	Rush	Samuels	Syr
16	Pass	Harmon from Finley	SC
16	Pass	Harmon from Finley	Marsh
16	Pass	Harmon from Finley	Marsh
16	Pass	Harmon from Finley	FSU
16	Pass	Meyers from Finley	Syr
15	Pass	Meyers from Finley	Pitt
15	KI	Hines	Pitt
15	Pass	Hines from Finley	SC
15	Pass	Meyers from Finley	Marsh
15	Rush	Gallaspy	Marsh
15	Rush	Hines	FSU

15	KR	Hines	Syr
14	Pass	Meyers from Finley	Pitt
14*	Pass	Samuels from Finley	FSU
14	Pass	Emezie from Finley	SC
14	Rush	Hines	SC
14	Rush	Gallaspy	Marsh
14	Pass	Harmon from Finley	Marsh
14	Pass	Riley from Finley	Fur
14	Pass	Harmon from Finley	Fur
14	Pass	Louis from Finley	Fur
14	Rush	Nichols	Fur
13	Pass	Harmon from Finley	SC
13	Pass	Harmon from Finley	SC
13	Rush	Hines	Fur
13	Rush	Hines	Syr
13	Rush	Gallaspy	Lou
12	Pass	Samuels from Finley	Pitt
12	Pass	Meyers from Finley	SC
12	KR	Hines	SC
12	Rush	Samuels	Marsh
12	Pass	Louis from Finley	Fur
12	Pass	Samuels from Finley	Fur
12	Pass	Riley from Finley	FSU
12	Pass	Hines	FSU
12	Rush	Finley	Syr
12	Pass	Harmon from Finley	Lou
12	Pass	Harmon from Finley	Lou
11	Pass	Meyers from Finley	Pitt
11*	Rush	Hines	Lou
11	Pass	Samuels from Finley	SC
11	Pass	Harmon from Finley	SC
11	Pass	Hines from Finley	SC
11	Pass	Gallaspy from Finley	SC
11	KR	Hines	SC
11	Pass	Emezie from Finley	Fur
11	Rush	Hines	Fur
11	Rush	McClendon	Fur
11	Rush	Hines	Syr
11	Pass	Samuels from Finley	Lou
11	Pass	Hines from Finley	Lou
10*	Rush	Gallaspy	Syr
10	Pass	Samuels from Finley	SC
10	Rush	Samuels	Fur
10	Pass	Louis from Finley	FSU
10	Pass	Samuels from Finley	Syr
10	Pass	Meyers from Finley	Syr
10	Pass	Hines from Finley	Syr
10	Rush	Samuels	Syr
10	Rush	Finley	Syr
10	Pass	Harmon from Finley	Syr

## 10+ YARD PLAYS BY PLAYER

Name	No.	TD	Rush	Rec	KOR	PR	IR	FR
Hines	37	4	15	4	17	1	0	0
Harmon	21	2	0	21	0	0	0	0
Samuels	22	4	7	15	0	0	0	0
Louis	10	2	0	10	0	0	0	0
Meyers	10	1	0	10	0	0	0	0
Gallaspy	8	2	7	1	0	0	0	0
Riley	4	0	0	4	0	0	0	0
Finley	4	0	3	1	0	0	0	0
Emezie	2	0	0	2	0	0	0	0
McClendon	2	0	2	0	0	0	0	0
Cook	1	0	0	1	0	0	0	0
Ramos	1	1	0	1	0	0	0	0
Boone	1	1	0	0	0	0	1	0
Nichols	1	0	1	0	0	0	0	0
Trowell	1	0	0	0	1	0	0	0
Parham	1	0	0	1	0	0	0	0
Pratt	1	1	0	0	0	0	1	0
Totals	127	18	35	71	18	1	2	0

## EXPLOSIVE TOUCHDOWNS (15)

92	PR	Hines	Pitt
83	Rush	Hines	Pitt
71	Pass	Meyers from Finley	FSU
48	Pass	Harmon from Finley	Lou
47	IR	Boone	Fur

40	Rush	Samuels	Pitt
39	Pass	Samuels from Finley	Marsh
34	Pass	Harmon from Finley	Marsh
30	Pass	Ramos from Finley	Fur
28	Rush	Hines	Fur
25	IR	Pratt	Lou
24	Pass	Louis from Finley	Marsh
23	Rush	Gallaspy	Marsh
20	Pass	Louis from Finley	Syr
16	Rush	Samuels	Syr
14	Pass	Samuels from Finley	FSU
11	Rush	Hines	Lou
10	Rush	Gallaspy	Syr

## EXPLOSIVE PASSES - 20+ yards (27)

71*	Pass	Meyers from Finley	FSU
48*	Pass	Harmon from Finley	Lou
45	Pass	Riley from Finley	Marsh
43	Pass	Harmon from Finley	Pitt
39	Pass	Louis from Finley	Lou
39*	Pass	Samuels from Finley	Marsh
36	Pass	Harmon from Finley	Pitt
34*	Pass	Harmon from Finley	Marsh
33	Pass	Louis from Finley	Lou
32	Pass	Meyers from Finley	SC
30	Pass	Louis from Finley	Syr
30*	Pass	Ramos from Finley	Fur
29	Pass	Cook from Finley	SC
27	Pass	Samuels from Finley	FSU
27	Pass	Louis from Finley	Lou
25	Pass	Parham from Samuels	FSU
24*	Pass	Louis from Finley	Marsh
24	Pass	Harmon from Finley	SC
23	Pass	Louis from Finley	Marsh
23	Pass	Samuels from Finley	Marsh
23	Pass	Meyers from Finley	FSU
23	Pass	Harmon from Finley	Lou
21	Pass	Riley from Finley	SC
21	Pass	Harmon from Finley	Lou
20*	Pass	Louis from Finley	Syr
20	Pass	Samuels from Finley	Fur
20	Pass	Finley from Locklear	Syr

## EXPLOSIVE RUSHES - 10 or more yards (35)

83	Rush	Hines	Pitt
46	Rush	Finley	Marsh
45	Rush	Hines	Lou
40	Rush	Samuels	Pitt
39	Rush	Hines	Syr
30	Rush	Gallaspy	FSU
29	Rush	McClendon	Fur
28*	Rush	Hines	Fur
23*	Rush	Gallaspy	Marsh
22	Rush	Gallaspy	Pitt
22	Rush	Samuels	Syr
19	Rush	Samuels	Pitt
19	Rush	Hines	SC
17	Rush	Hines	FSU
17	Rush	Hines	Syr
16*	Rush	Samuels	Syr
15	Rush	Gallaspy	Marsh
15	Rush	Hines	FSU
14	Rush	Hines	SC
14	Rush	Gallaspy	Marsh
14	Rush	Nichols	Fur
13	Rush	Hines	Fur
13	Rush	Hines	Syr
13	Rush	Gallaspy	Lou
12	Rush	Samuels	Marsh
12	Rush	Hines	FSU
12	Rush	Finley	Syr
11	Rush	Hines	Fur
11	Rush	McClendon	Fur
11	Rush	Hines	Syr
11*	Rush	Hines	Lou
10*	Rush	Gallaspy	Syr
10	Rush	Samuels	Fur
10	Rush	Samuels	Syr
10	Rush	Finley	Syr

# THE LAST TIME ... NC STATE

## TEAM

CATEGORY	LAST TIME	SPAN OF GAMES
Scored 50+.....	63 vs. S. Alabama (9/26/15)	29
Scored 60+.....	63 vs. S. Alabama (9/26/15)	29
Score < 10.....	0 vs. Clemson (10/4/14)	40
Was Shutout.....	vs. Clemson (10/4/14)	40
Shut out opponent.....	Eastern Kentucky (9/12/15)	31
300+ yds rushing.....	308 vs. UNC (11/28/15)	21
400+ yds rushing.....	400 vs. W. Carolina (1990)	338
<100 yds rushing.....	89 vs. S. Carolina (9/2/17)	6
300+ yds passing.....	367 vs. Louisville (10/5/17)	1
400+ yds passing.....	415, S. Carolina (9/2/17)	6
500+ yds passing.....	535 vs. Duke (1989)	337
<200 yds total offense.....	198 vs. Notre Dame (10/8/16)	15
30+ first downs.....	31 vs. FSU (11/5/16)	11
100+ penalty yards.....	144 vs. W. Forest (10/1/16)	16
2+ fumbles lost.....	2 vs. S. Carolina (9/2/17)	6
Scored a safety.....	UNC (11/20/10)	86
Allowed a safety.....	Florida State (9/23/17)	3
Forced 4 or more TOs.....	4 vs. Clemson (10/15/16)	14
Committed 4 or more TOs.....	4 vs. Duke (11/9/13)	49
Intercepted 3 or more passes.....	3 vs. Vanderbilt (12/26/16)	7

## INDIVIDUAL

RUSHING	MARK, PLAYER, LAST TIME	SPAN OF GAMES
100+ yds rushing.....	135, Nyheim Hines, Pitt, 10/14/17	0
200+ yds rushing.....	205, Matt Dayes, WF, 10/24/15	26
100+ yds by 2 players.....	104, Dayes; III, Thornton, USA, 9/26/15	29
QB Rushes for 100+ yds.....	128, Jacoby Brissett vs. UNC, 11/28/15	21
100 yd rushing + 100 passing.....	128, 206, J. Brissett, UNC, 11/28/15	21
30+ carries.....	30, Brandon Mitchell, Md, 11/30/13	46
Consec. 100-yd games.....	Hines, Syracuse, 9/30/17; Louis., 10/5/17, Pitt, 10/14/17	0
50-59 yard run.....	54, Matt Dayes, ECU, 9/10/16	18
60-69 yard run.....	66, Jaylen Samuels, Clemson, 10/31/15	25
70-79 yard run.....	77, Matt Dayes, South Alabama, 9/26/15	29
80+ yard run.....	83, Nyheim Hines, Pitt, 10/14/17	0
2+ rushing TDs.....	2, Jaylen Samuels, Pitt, 10/14/17	0
3+ rushing TDs.....	3, Jaylen Samuels, Furman, 9/16/17	4

### PASSING

300+ yds passing.....	367, Ryan Finley, Louisville, 10/5/17	1
400+ yds passing.....	415, Ryan Finley, S. Carolina, 9/2/17	6
500+ yds passing.....	535, Shane Montgomery, Duke, 11/11/89	337
40+ pass attempts.....	64, Ryan Finley, S. Carolina, 9/2/17	6
50+ pass attempts.....	64, Ryan Finley, S. Carolina, 9/2/17	6
25+ completions.....	29, Ryan Finley, Marshall, 9/9/17	5
3 TD passes.....	3, Ryan Finley, Marshall, 9/9/17	4
4 TD passes.....	4, Brandon Mitchell, East Carolina, 11/23/13	45
5+ TD passes.....	Mike Glennon (5), UNC, 10/27/12	61
Consec. 300+ yd gm.....	R. Finley, 415, SC, 9/2; 341, Marshall, 9/9/17	5
50+ yd completion.....	79, Finley to Samuels, Louisville, 10/5/17	1
70+ yd completion.....	79, Finley to Samuels, Louisville, 10/5/17	1
80+ yd. completion.....	80, Finley to Louis, East Carolina, 9/10/16	18
350+ yds Total Offense.....	386, Ryan Finley, Louisville, 10/5/17	1

### RECEIVING

100+ yds receiving.....	113, Kelvin Harmon, Pitt, 10/14/17	0
200+ yds receiving.....	219, Tobais Palmer, Clemson, 11/17/12	73
100+ yds rec./2 plr.....	219, Tobais Palmer; 105 Mario Carter, Clem., 11/17/12	73
10+ receptions.....	12, Jaylen Samuels, Florida St, 9/23/17	3
15+ receptions.....	15, Jaylen Samuels, S. Carolina, 9/2/17	6
Consec. 100-yd gms.....	Harmon, Louisville, 10/5/17, Pitt, 10/14/17	0
50+ yd reception.....	79, Jaylen Samuels, Louisville, 10/5/17	1
70+ yd reception.....	79, Jaylen Samuels, Louisville, 10/5/17	1
80+ yd reception.....	82, Pharoah McKeever, Miss. St. (12/28/15)	20
3+ TDs in a game.....	3, Jaylen Samuels, Vanderbilt, 12/26/16	7

## SPECIAL TEAMS

50+ yd. FG.....	50, Niklas Sade, Miami, 9/29/12	66
Game winning FG (reg).....	48 yds (33 sec), Niklas Sade, Richmond, 9/7/13	55
Game winning FG (OT).....	42 yds (10T), Steven Hauschka, Miami, 11/3/07	124
60-yd punt.....	65, A.J. Cole III vs. Syracuse, 9/30/17	2
70-yd punt.....	72, A.J. Cole, III, Wake Forest, 10/1/16	17
50-yd punt avg (min. 3).....	54.5, A.J. Cole, Wake Forest, 10/1/16	17
100+ yds in KOR.....	105, Nyheim Hines, Louisville, 10/5/17	1
TD on Kickoff Return.....	100 yds, Nyheim Hines, Vanderbilt, 12/26/16	7
100+ yds in PR.....	102, Darrell Blackman, Florida State, 11/11/04	159
TD on Punt Return.....	92 yards, Hines, Pitt, 10/14/17	0
TD on opening KOR.....	Lamont Reid, East Tennessee St., 8/31/02	194
TD on NC St. 1st KOR.....	Darrell Blackman, Clemson, 9/22/07	130
Blocked FG.....	Alan-Michael Cash, North Carolina, 11/28/09	97
Blocked Punt.....	Pharoah McKeever, Notre Dame, 10/8/16	15
TD on Blk Punt.....	Pharoah McKeever blk, Dexter Wright RET, ND, 10/8/16	15

## DEFENSE

10+ tackles.....	11, Jarius Morehead, Louisville, 10/5/17	1
15+ tackles.....	15, Josh Jones, Miami, 11/19/16	9
20+ tackles.....	20, Andre Maddox, Georgia Tech, 11/2/02	186
5+ TFL.....	8, Nate Irving, W. Forest, 11/13/10	74
4+ sacks.....	4, Mario Williams vs. Maryland, 11/6/05	147
2+ interceptions.....	2, Jerod Fernandez, Florida State, 9/27/14	41
Fumble rec. for TD.....	Garland Heath, UVA., 11/1/03	172
Fumble ret. for TD.....	Brandan Bishop (33 yards) vs. Georgia Tech, 10/1/11	79
TD on INT return.....	25, Germaine Pratt, Louisville, 10/5/17	1
100 yds in INT rets.....	Marcus Hudson (100) at Duke, 11/3/01	200
Forced a safety.....	Terrell Manning (10 yd sack) vs. UNC, 11/20/10	86

## SCORING

Scored 20+ points.....	30, T.A. McLendon at Texas Tech, 9/21/02	90
Scored 5+ TDs.....	5, T. A. McLendon at Texas Tech, 9/21/02	90
Made 3+ FGs.....	Niklas Sade (4), vs. UNC, 11/2/13	49
Made 7+ PATs.....	7, Carson Wise, Furman, 9/16/17	4
2-pt conversion.....	Nyheim Hines from Ryan Finley, Louisville, 10/5/17	1
OL scored TD.....	Derek Green fumble recovery, Fla. St., 11/10/01	186
TD on 1st offensive play.....	Anthony Barbour, Maryland, 11/23/91	315
TD on 1st defensive play.....	Nate Irving, Clemson, 9/13/08	119

# THE LAST TIME ... OPPONENT

## TEAM

CATEGORY	LAST TIME	SPAN OF GAMES
Scored 50+.....	56, Clemson, 10/31/15.....	25
Scored 60+.....	62, Clemson, 11/17/12.....	60
Score < 10.....	3, Notre Dame, 10/8/16.....	15
Was Shutout.....	E. Kentucky, 9/12/15.....	31
300+ yds rushing.....	374, UNC, 11/28/15.....	21
400+ yds rushing.....	479, Georgia Tech, 11/8/14.....	36
<100 yds rushing.....	95, Pitt, 10/14/17.....	0
300+ yds passing.....	354, Louisville, 10/5/17.....	1
400+ yds passing.....	516, Miami, 9/29/12.....	66
500+ yds passing.....	516, Miami, 9/29/12.....	66
<200 yds total offense.....	113, Notre Dame, 10/8/16.....	14
30+ first downs.....	30, Clemson, 10/15/16.....	14
100+ penalty yards.....	103, Clemson, 10/4/14.....	40
2+ fumbles lost.....	2, Louisville, 10/22/16.....	13
Scored a safety.....	Florida State, 9/23/17.....	3
Allowed a safety.....	UNC, 11/20/10.....	86
Forced 4 or more TOs.....	4, Duke, 11/9/13.....	49
Committed 4 or more TOs.....	4, Clemson, 10/15/16.....	14
Intercepted 3 or more passes.....	3, Louisville, 10/22/16.....	13

## INDIVIDUAL

RUSHING	MARK, PLAYER, LAST TIME	SPAN OF GAMES
100+ yds rushing.....	111, Ralph Webb, Vanderbilt, 12/26/16.....	7
200+ yds rushing.....	220, Elijah Hood, UNC, 11/28/15.....	21
100+ yds by 2 players.....	220, Hood; 100 Logan, UNC, 11/28/15.....	21
QB Rushes for 100+ yds.....	121, Lamar Jackson, Louisville, 10/3/15.....	28
100 yd rushing + 100 passing.....	121/103, Jackson, Louisville, 10/3/15.....	28
30+ carries.....	31, Wayne Gallman, Clemson, 10/31/15.....	26
50-59 yard run.....	53, K. Davis, 9/9/17.....	5
60-69 yard run.....	60, J. Smith, Boston College, 10/29/16.....	12
70-79 yard run.....	75, J. Fredericks, Syracuse, 11/21/15.....	22
80+ yard run.....	80, Kevin Smith, UCF, 9/1/07.....	133
2+ rushing TDs.....	2, L. Jackson, Louisville, 10/5/17.....	1
3+ rushing TDs.....	3, M. Walton, Miami, 11/19/16.....	9

PASSING	MARK, PLAYER, LAST TIME	SPAN OF GAMES
300+ yds passing.....	354, L. Jackson, Louisville, 10/5/17.....	1
400+ yds passing.....	426, Tajh Boyd, Clemson, 11/17/12.....	60
500+ yds passing.....	566, Stephen Morris, Miami, 9/29/12.....	66
40+ pass attempts.....	47, L. Jackson, Louisville, 10/5/17.....	1
50+ pass attempts.....	52, D. Watson, Clemson, 10/15/16.....	14
60+ pass attempts.....	63, B.J. Symons, Texas Tech, 9/20/03.....	178
25+ completions.....	26, L. Jackson, Louisville, 10/5/17.....	1
3 TD passes.....	3, Mitch Trubisky, UNC, 11/25/16.....	8
4 TD passes.....	4, Dak Prescott, Miss. State, 12/30/15.....	21
5+ TD passes.....	5, Deshaun Watson, Clemson, 10/31/15.....	25
50+ yd completion.....	65, Jackson to Dawkins, Louisville, 10/5/17.....	1
70+ yd completion.....	71, Blazejewski to Schumpert, Furman, 9/16/17.....	4
80+ yd. completion.....	81, Mahoney to Etta-Tawo, Syracuse, 11/12/16.....	11
350+ yds Total Offense.....	427, L. Jackson (73r, 354p), Louisville, 10/5/17.....	1

RECEIVING	MARK, PLAYER, LAST TIME	SPAN OF GAMES
100+ yds receiving.....	106, Weah, Pitt, 10/14/17.....	0
200+ yds receiving.....	224, Torrey Smith, Maryland, 11/27/10.....	85
100+ yds rec./2plr.....	Fitzpatrick/Dawkins, Louisville, 10/5/17.....	1
10+ receptions.....	10, Fitzpatrick, Louisville, 10/5/17.....	1
50+ yd reception.....	65, Dawkins, Louisville, 10/5/17.....	1
70+ yd reception.....	75, T. Brady, Marshall, 9/9/16.....	5
80+ yd reception.....	81, Amba Etta-Tawo, Syracuse, 11/12/16.....	10
3+ TDs in a game.....	4, Torrey Smith, Maryland, 11/27/10.....	85

## SPECIAL TEAMS

50+ yd. FG.....	52, Tommy Openshaw, Vanderbilt, 12/26/16.....	7
Game winning FG (reg).....	20 yds, 6 secs, Obi Ekekeze, Maryland, 10/25/08.....	114
60-yd punt.....	64, J. Charlton, S. Carolina, 9/2/16.....	6
70-yd punt.....	76, Pat O'Donnell, Cincinnati, 9/22/11.....	80
50-yd punt avg (min. 3).....	59.7, Pat O'Donnell, Cincinnati, 9/22/11.....	80
100+ yds in KOR.....	139, Justus Pickett, Maryland, 11/26/11.....	72
TD on Kickoff Return.....	97, Deebo Samuels, South Carolina, 9/2/16.....	6
100+ yds in PR.....		
TD on Punt Return.....	74, Giovanni Bernard, UNC, 10/27/12.....	63
TD on opening KOR.....	97 yds, Deebo Samuel, SC, 8/2/162.....	6
Blocked FG.....	Christian Wilkins, Clemson, 10/15/151.....	14
Blocked Punt.....	Brian Burns, Florida St., 9/23/17.....	3
TD on Blk Punt.....	Wallace Wright blk, Quinton Person rec, UNC, 9/24/05.....	155

## DEFENSE

10+ tackles.....	13, P. Bennett, 11, Z. Franklin, Syracuse, 9/30/17.....	2
15+ tackles.....	17, Malik Gant, Marshall, 9/9/17.....	5
20+ tackles.....	23, Daryl Mapp, UNC, 11/10/07.....	124
2+ interceptions.....	2, DeVon Edwards, Duke, 11/9/13.....	49
Fumble rec. for TD.....	16 yds, Vic Beasley, Clemson, 10/4/14.....	40
Fumble ret. for TD.....	66 yds, Dexter McDougle, Maryland, 11/26/11.....	72
TD on INT return.....	35, 45 yds, DeVon Edwards, Duke, 11/8/13.....	49
100 yds in INT rets.....	114, Patrick Hinton, South Carolina, 10/29/88.....	354
Forced a safety.....	9-yard sack, W. Hall, Virginia, 11/3/12.....	62

## SCORING

Scored 20+ points.....	24, Torrey Smith, Maryland, 11/27/10.....	85
Made 4+ FGs.....	4, B. Creque, Louisville, 12/26/16.....	13
Made 7+ PATs.....	7, Huegel, Clemson, 10/31/15.....	25
2-pt conversion.....	E. Dungey rush, Syracuse, 9/30/17.....	2





**TONY ADAMS** **50**  
**OG | 6'2 | 315 | Sr.**  
**Charlotte, N.C. (Independence)**

- Named the ACC Offensive Lineman of the Week for the opener, he earned the highest grade on the o-line, had 5 KDs and did not allow a sack.
- Offensive line has not allowed the QB to get sacked during ACC play this season and ranks 14th in the FBS in sacks allowed.
- Has played 97% of the Pack's offensive snaps this season (527 of 543 gradeable snaps).
- In for a career-high 103 snaps in the opener vs. South Carolina.
- Most experienced player on the team with 42 career starts and 2,999 career snaps.
- Leader of an offensive line that gave up just 17 sacks last season (on just 4% of the team's pass attempts).
- On the preseason watch list for the Outland Trophy.

**CAREER BESTS**

Plays.....103..... S. Carolina (2017)  
 Knockdowns..... 5..... UNC (2015)

**2017 ADAMS GAME BY GAME**

Opp	Ply	KD	Sk Allow
*SC	103	4	0
*Marsh	71	3	0
*Fur	55	0	0
*@FSU	74	3	0
*Syra	87	3	0
*Lou	73	1	0
*Pitt	64	1	0

**ADAMS CAREER STATS**

Year	GP-GS	Ply	KD	Sk Allow
2014	12-9	635	NA	NA
2015	13-13	940	NA	NA
2016	13-13	897	34	0
2017	7-7	527	15	0
Totals	45-42	2,999	NA	NA



**JOHNATHAN ALSTON** **5**  
**CB | 6'0 | 210 | R-Sr.**  
**Bunn, N.C. (Bunn)**

- Against South Carolina, his first game played in over 600 days, pulled down a crucial third down interception and had a third down sack in the opener - both in the 4th quarter.
- Had his second career INT in the win over Syracuse.
- Redshirted the 2016 season, he moved to corner in the spring Of 2016 after spending his first three seasons at wide receiver.
- Was named the team's 2016 Special Teams Scout Team Player of the Year.

**CAREER BESTS**

Plays.....70..... UCF (2014)  
 Tackles.....7..... FSU (2017)  
 Interceptions..... 1.....vs. two teams  
 Receptions..... 5.....FSU (2014)  
 Rec. Yards.....58..... UCF (2014)  
 Rec. TDs..... 1.....vs. 3 teams

**2017 GAME BY GAME STATS**


Opp	Ply	Ht	Ast	Tot	TFL	SK	PBU	INT
*SC	52	1	2	3	1-9	1-9	0	1-0

*Marsh	45	5	2	7				1
*Fur	38	0	1	1				1
*@FSU	65	5	2	7				
*Syra	58	2	1	3	1-2			1-0
*Lou	66	2	2	4	0.5-1			
*Pitt	58	5	2	7				2

**CAREER STATS**

Yr	GP-S	PI	HtAst Tot	TFL	Sk	PBU	INT	Rc-Yd-TD
2013	7-0	21						0-0-0
2014	12-6	408						21-224-2
2015	13-4	373						18-167-1
2017	7-7	382	20 12 32	2.5-12	1-9	4	2-0	
Tot	39-17	1184	20 12 32	2.5-12	1-9	4	2-0	39-391-3

Also has 9-159 KOR for career




**DYLAN AUTENRIETH** **42**  
**TE | 6'4 | 242 | R-Fr.**  
**Dallas, (N. Paulding)**

**2017 GAME BY GAME STATS**

OPP	PI	Rec	Yds	TD	LP
SC	1	0	0	0	-
Marsh	11	0	0	0	-
Fur	16	0	0	0	-
@ FSU	18	0	0	0	-
Syra	18	0	0	0	-
Lou	9	0	0	0	-
Pitt	9	0	0	0	-

**CAREER STATS**

Year	GP-GS	PI	Rec	Yds	TD	LP
2017	7-0	82	0	0	0	-



**KYLE BAMBARD** **92**  
**PK | 5'8 | 190 | Jr.**  
**Wixom, Mich.. (Walled Lake Western)**

- Handles the kickoff duties for the Wolfpack, he had no touchbacks in his 1st 12 kickoffs of the season, 16 in his last 35.
- Ranks 10th in school history with 79 career PATs, he was the Pack's starting placekicker in 2015 and '16.
- In 2015, Set a school record with nine PATs in the win at South Alabama.

**CAREER BESTS**


PATs.....9..... S. Alabama (2015)  
 Field Goals.....2..... vs. three teams  
 Long FG.....48.....Wake Forest (2016)  
 Kickoffs..... 8..... Furman (2017)

**2017 GAME BY GAME STATS**

Opp	FGM	FGA	PAT	KO	TB
SC	0	0	0	5	0
Marsh	0	0	0	7	0
Fur	0	0	0	8	5
@ FSU	0	0	0	7	4
Syra	0	0	0	7	3
Lou	0	0	0	7	3
Pitt	0	0	0	6	1

**CAREER STATS**

Year	GP-S	FG-A	0-29	30-39	40-49	50+	LG	PAT	KO	TB
2015	13-13	7-14	1-1	6-9	0-4	0	36	54	56	1
2016	13-7	5-10	2-2	2-6	1-2	0	48	25	28	46
2017	7-0									42
Tot	31-20	12-24	3-3	8-15	1-6	0	48	79	84	89



**BRADY BODINE** **33**  
**RB | 5'10 | 200 | R-Jr.**  
**Camp Lejeune, N.C. (Camp Lejeune)**

PRONUNCIATION: beau DEEN


- Former walkon who earned a scholarship before the 2017 season. He plays a key role on the Wolfpack special teams.
- Father is in the Marines and has been deployed to the Middle East for much of his son's college career. Returned from Iraq in August.

**2017 BODINE GAME BY GAME**

Opp	Ply	Rush	Yds	Tkl
SC		Special Teams Only		
Marsh		Special Teams Only		1
Fur		Special Teams Only		
@ FSU		Special Teams Only		1
Syra		Special Teams Only		1
Lou		Special Teams Only		1
Pitt		Special Teams Only		

**CAREER STATS**

Year	GP-GS	PI	Att	Yds	TD	LG
2015	8-0	7	3	3	0	4
2016	11-0	4	3	14	0	11
2017	7-0	0	0	0	0	-
Totals	26-0	11	6	17	0	11



**SHAWN BOONE** **24**  
**SAF/NIC | 5'10 | 206 | Sr.**  
**W. Palm Beach, Fla. (Dwyer)**

- Former strong safety who is the Pack's starting nickel.
- Awarded the game ball by the team after a 47-yard pick-six in the win over Furman.
- Started the opener at nickel, he also played nine snaps at safety. Has played all of his snaps at nickel in the four contests.
- Returned a fumble 70 yards at Clemson in 2016 - the third longest fumble return in school history.

**CAREER BESTS**

Plays.....90.....Clemson (2016)  
 Tackles..... 10..... Louisville (2016)  
 PBU..... 2.....FSU (2016), Syra (2017)  
 Tackles for Loss.....2.....S. Carolina (2017)

**2017 GAME BY GAME STATS**

Opp	Ply	Ht	Ast Tot	TFL	SK	QH	PBU	CF/R	INT
*SC	41/9	3	2 5	2-12	1-9		0	0	
*Mars	70	4	1 5						
*Fur	51	1	1 2						1-47-1
*@FSU	65	3	0 3						
*Syra	83	3	2 5				2		
*Lou	81	4	2 6	1-7	1-7				
*Pitt	78	3	1 4				3		

**CAREER STATS**

Yr	G-GS	PI	Hit Ast	Tot	TFL	SK	PB	CF/R	QP	INT
2014	13-0	59	9 7	16	0.5-0	0-0	1	1/0		
2015	9-2	199	9 4	13	2-3	1-2	0	1/1		
2016	13-12	839	33 34	67	0-0	0-0	2	1/2	1	
2017	7-7	478	21 9	30	3-19	2-16	2	0	3	1-47
Tot	42-20	1,575	72 54	126	5.5-22	3-18	5	3/3	3	1-47

2017 plays are nickel/safety



**GARRETT BRADBURY 65**  
**C/OG | 6'3 | 298 | R-Jr.**  
**Charlotte, N.C. (Charlotte Christian)**

- Has played 96% of the Pack's offensive snaps this season (521 of 543 gradeable snaps).
- Offensive line has not allowed the QB to get sacked during ACC play this season and ranks 14th in the FBS in sacks allowed.
- In for a career-high 103 snaps in the opener vs. South Carolina.
- Played through pain after a shot in the ribs early in the Louisville contest.
- Played LG in 2016, but moved to center for this season.
- Named to the Academic All-ACC squad for the 2016 season, he posted a 3.667 GPA for the fall semester and was named to the Dean's List.
- Earned the team's Earle Edwards Award for highest GPA, he was He was also the recipient of the Independence Bowl's scholar-athlete award.

**CAREER BESTS**


Plays .....103.....S. Carolina (2017)  
 Knockdowns .....8.....Syracuse (2016)

**2017 GAME BY GAME STATS**

Opp	Ply	KD	Sk	Allow
*SC	103	0		0
*Marsh	71	1		0
*Fur	55	5		0
*@ FSU	74	0		0
*Syr	87	1		0
*Lou	67	4		0
*Pitt	64	0		0

**CAREER STATS**

Year	GP-GS	Ply	KD	Sk
2015	9-0	36	NA	NA
2016	13-13	849	35	2
2017	7-7	521	11	0
Totals	29-20	1,405	NA	NA



**EURNDRAUS BRYANT 91**  
**DT | 6'1 | 325 | So.**  
**Charleston, S.C. (Ft. Dorchester)**

*PRONUNCIATION: ahn DRAY us*

- Had two sacks on Heisman Trophy winner Lamar Jackson in the win over Louisville.
- Top sub at defensive tackle in 2016, he saw action in 321 snaps for the season.

**CAREER BESTS**

Plays .....41..... Louisville (2016)  
 Tackles .....3 ..... Louisville (2016), Syr (2017)  
 TFL .....2 ..... Louisville (2017)  
 Sacks .....2 ..... Louisville (2017)  
 Fumble Recovery .....1 ..... Boston College (2015)


**2017 GAME BY GAME STATS**

Opp	Ply	Ht	Ast	Tot	TFL	SKCF/RF	QP
SC	20	0	2	2	0.5-1		
Marsh	26	2	0	2			
Fur	4	0	0	0			
@FSU	27	1	1	2			
Syr	16	2	1	3			1

Lou	29	2	0	2	2-13	2-13
Pitt	35	0	0	0		

**CAREER STATS**

Year	GP-GS	Ply	Ht	Ast	Tot	TFL	SK	CF/RF	QP
2015	13-0	102	4	4	8	2-8	1-5	0/1	
2016	12-0	321	9	4	13	3-8			1
2017	7-0	157	7	4	11	2.5-14	2-13		1
Totals	32-0	580	20	12	32	7.5-30	3-18	0/1	2



**BRADLEY CHUBB 9**  
**DE | 6'4 | 275 | Sr.**  
**Marietta, Ga. (Hillgrove)**

- Named a midseason All-American by AP, ESPN, CBS, Fox Sports, Sports Illustrated, Sporting News, USA Today and The Athletic. Mark Schlabaugh of ESPN named him the Midseason national defensive player of the year and he was a unanimous choice of SI and CBS.
- A first-team AP preseason All-American, he won 2nd-team honors from Athlon and Sports Illustrated.
- On the preseason watch lists for the Bednarik, Nagurski and Hendrick Awards.
- Named the ACC Defensive Lineman of the Week for his performance vs. Florida State and against vs. Syracuse.
- Athlon's Defensive Player of the Week vs. FSU.
- Ranks 2nd in school history with 48 career tackles for loss - second only to No. 1 NFL draft choice Mario Williams.
- His 22.5 career sacks rank 4th on the all-time list.
- Ranks 2nd in the FBS and leads in the ACC with 2.0 tackles for loss per game this season - 14 total.
- Ranks 7th in the FBS, leads the ACC in sacks (0.93/game).
- Finished 2016 ranked fourth in the FBS, second in the ACC, in tackles for loss (22) in 2016. He was the national leader at the end of the regular season.
- 22 tackles for loss was the second-best mark in school history. Only No. 1 NFL draft pick Mario Williams had more in a season for the Pack.
- Ranked fourth in the league and 19th nationally in sacks (10.5)-tied for third on the Wolfpack single-season list.
- Named the team's Defensive MVP for 2016.
- A second-team All-ACC performer by the league coaches, third-team by the media.

**CAREER BESTS**

Plays .....74 .....Miss. State (2015)  
 Tackles .....9 .....Clemson (2015), BC (2015)  
 TFL .....4.5 .....Syracuse (2016)  
 Sacks .....3 .....Notre Dame (2016)


**2017 GAME BY GAME STATS**

Opp	Ply	Ht	Ast	Tot	TFL	SK	QP	PBU	FF/RF	BK
*SC	47	1	4	5	2-3			1		
*Marsh	57	6	1	7	3-16	1-11				
*Fur	34	0	2	2	0.5-1	0.5-1	1			
*@FSU	51	5	2	7	3-14	2-13				1/0
*Syr	64	3	5	8	3.5-24	2-20	2			
*Lou	76	2	4	6	2-9	1-4	2			1
*Pitt	53	2	0	2			2	1		

**CAREER STATS**

Year	G-GS	Pl	Hit	Ast	Tot	TFL	Sk-Yd	C/RF	QP	PBU	INT
2014	11-0	17	1	2	3	0-0	0-0	0/0	0	0	0
2015	13-13	630	29	40	69	12-46	5.5-32	3/0	8	1	0
2016	13-13	673	33	25	58	22-86	10.5-59	2/0	7	0	0
2017	7-7	382	19	18	37	14-67	6.5-49	1/0	6	2	0
Tot	44-33	1,702	82	85	167	48-199	22.5-140	6/0	21	3	1-0

\*Blocked a kick in 2015, extra point in 2017



**A.J. COLE, III 90**  
**P | 6'4 | 230 | Jr.**  
**College Park, Ga. (Woodward Acad)**

- One of 22 players nationally to be named to the Allstate AFCA Good Works Team®, which honors community service.
- On the preseason watch list for the Ray Guy Award.
- Ranks 16th in the FBS, 2nd in the ACC, with a 44.8 punt average this season.
- 69-yard punt against South Carolina is the longest in the ACC this season.
- Posts the fourth-best career punting average in school history (42.1).
- His 5,840 punting yards rank 8th in the career record books, while his 139 punts also ranks 9th in school history.
- 58 of his 139 career punts (42%) have been downed inside the opponent's 20 yard line.
- Turned in two punts of 60+ yards in 2016 and two already in 2017.
- Enrolled in an undergraduate graduate program - he is already working on his master's degree while he pursues an undergraduate degree. Both in engineering.
- Has spent his last four spring breaks in Nakuru, Kenya working with a school there.

**CAREER BESTS**


Punts .....9 .....BC (2015)  
 Punting Yards .....392 ..... BC (2015)  
 Punt Avg. ....54.5 ..... Wake Forest (2016)  
 Punts Inside 20 .....4 ..... vs. three teams

**2017 GAME BY GAME STATS**

Opp	Punt	Yds	Avg	LG	TB	FC	I20	+50	BK
*SC	4	196	49.0	69	0	0	2	1	0
*Marsh	4	169	42.4	47	1	3	3	0	0
*Fur	3	113	37.7	49	0	1	3	0	0
*@FSU	4	166	41.5	47	0	1	1	0	0
*Syr	4	207	51.8	65	0	0	3	3	0
*Lou	3	135	45.0	50	1	1	2	1	0
*Pitt	6	268	44.7	58	0	1	3	3	0

**CAREER STATS**

Year	GP-GS	Punt	Yds	Avg	LG	TB	FC	I20	+50	BK
2015	13-13	66	2,750	41.7	72	6	26	28	14	0
2016	13-13	51	2,104	41.3	72	5	20	16	9	1
2017	7-7	28	1,254	44.8	69	2	7	17	8	0
Totals	33-33	145	6,108	42.1	72	13	53	61	31	1



**COLE COOK 48**  
**TE | 6'6 | 250 | Gr.**  
**Carrollton, Ga. (Carrollton)**

- A semifinalist for the William V. Campbell Trophy - given to the nation's top SCHOLAR-athlete.
- Named to the preseason watch list for the Mackey Award.
- One of the top leaders on the 2017 squad, he was elected to serve as a team captain by his teammates for the second straight year.

**CAREER BESTS**

Plays .....56 ..... UNC (2016)  
 Receptions .....3 ..... S. Alabama (2015)

**GAME 6: NC STATE vs. LOUISVILLE**


Touchdowns.....1.....Old Dominion (2016)  
 Long Rec.....29.....S. Carolina (2017)

**2017 GAME BY GAME STATS**

OPP	PI	Rec	Yds	TD	LP
*SC	55	1	29	0	29
*Marsh	45	0	0	0	-
*Fur	39	0	0	0	-
*@FSU	47	0	0	0	-
Syra	50	0	0	0	-
Lou	37	0	0	0	-
*Pitt	44	0	0	0	-

**CAREER STATS**

Year	GP-GS	PI	Rec	Yds	TD	LP
2014	13-2	230	0	0	0	-
2015	13-4	500	6	61	0	13
2016	12-9	429	4	49	1	27
2017	7-5	317	1	29	0	29
Totals	45-20	1,476	11	139	1	29



**PETER DANIEL** **64/99**  
**OT | 6'6 | 305 | R-Gr.**  
**Raleigh, N.C. (Broughton)**

- Has lined up at tight end this season and is the backup tackle. Wears No. 99 when he comes in at tight end.
- Former walkon who earned a scholarship prior to the season.
- Has added over 90 lbs. in the past two years.
- Earned his degree in agricultural business in May of 2017.

**CAREER BESTS**

Plays.....21.....S. Alabama (2015)

**2017 GAME BY GAME STATS**

Opp	Ply	KD	SK Allow
SC	*6	0	0
Marsh	Special Teams Only		
Fur	18	1	0
@FSU	Special Teams Only		
Syra	Special Teams Only		
Lou	Special Teams Only		
Pitt	1	0	0

**CAREER STATS**

Year	GP-GS	Ply	KD	SK Allow
2015	13-0	43	NA	NA
2016	13-0	16	0	0
2017	7-0	19	1	
Totals	33-0	78	NA	NA



**EMEKA EMEZIE** **86**  
**WR | 6'3 | 209 | Fr.**  
**Waxhaw, N.C. (Marvin Ridge)**

**PRONUNCIATION:** eh MECK ah ee MEEZE ee

- True freshman who has worked his way into the rotation at wide receiver.

**CAREER BESTS**

Plays.....30.....Furman (2017)  
 Receptions.....2.....Marshall, Furman (2017)  
 Rec. Yards.....19.....Furman (2017)


**2017 GAME BY GAME STATS**

OPP	PI	Rec	Yds	TD	LP
SC	10	1	14	0	14
Marsh	16	2	14	0	8
Fur	30	2	19	0	11

@FSU	3	0	0	0	-
Syra	13	0	0	0	-
Lou					Special Teams Only

**CAREER STATS**

Year	GP-GS	PI	Rec	Yds	TD	YPR	LP
2017	6-0	72	5	47	0	9.4	14



**JOSHUA FEDD-JACKSON** **66**  
**OG | 6'3 | 336 | Fr.**  
**Montvale, N.J. (St. Joseph)**

**2017 GAME BY GAME STATS**

Opp	Ply	KD	SK Allow
SC	Special Teams Only		
Marsh	Special Teams Only		
Fur	16	3	0
@FSU	Special Teams Only		
Syra	Special Teams Only		
Lou	Special Teams Only		
Pitt	Special Teams Only		

**CAREER STATS**

Year	GP-GS	Ply	KD	SK Allow
2017	6-0	16	3	0



**JEROD FERNANDEZ** **4**  
**LB | 6'0 | 217 | R-Sr.**  
**Sanford, Fla. (Lake Mary)**

**PRONUNCIATION:** jere UHD

- Team leader with 56 tackles for the season - he ranks 7th in the ACC with 8.5 per game.
- Led the team in tackles in the opener with 9, a career-high 14 vs. Syracuse and with nine vs. FSU.
- Has started 37 career contests - tied for second among returning defenders.

**CAREER BESTS**

Plays.....83.....Old Dominion (2014)  
 Tackles.....14.....Syracuse (2017)  
 Tackles for Loss.....1.5.....Notre Dame (2016)  
 Sacks.....1.....Syracuse (2014)  
 PBU's.....2.....Vanderbilt (2016)  
 Interceptions.....2.....Florida State (2014)


**2017 GAME BY GAME STATS**

Opp	Ply	Ht	Ast	Tot	TFL	QP	PBU	FF/R
*SC	43	4	5	9	0.5-1			
*Marsh	53	3	4	7	0.5-1			1/0
*Fur	45	2	3	5	0.5-1			
*@FSU	48	3	6	9	0.5-1			
*Syra	77	7	7	14				
*Lou	67	3	4	7			1	
*Pitt	40	3	2	5	1-1		1	

**CAREER STATS**

Yr	GP-GS	PI	Hit	Ast	Tot	TFL	SK	PBU	FF/R	INT
2014	12-10	682	32	46	78	4-22	1-13	3	1/0	2-19
2015	13-8	578	13	34	47	3-11	0.5-5			2-39
2016	13-12	808	29	59	88	4.5-15		3	1/0	1-11
2017	7-7	373	25	31	56	3-5				1/0
Tot	45-37	2,441	99	170	269	14.5-53	1.5-18	6	3/0	5-69

**PLAYER BIOS**



**RYAN FINLEY** **15**  
**QB | 6'4 | 210 | R-Jr. (Gr.)**  
**Phoenix, Ar. (Boise St./Paradise Val.)**

- Boasts the longest streak of pass attempts without an interception in the FBS with 313. He has not thrown a pick since the Miami game in 2016.
- That's the second-longest streak in school and ACC history. Only Russell Wilson had more (379) and his was an NCAA record.
- A semifinalist for the Johnny Unitas Golden Arm Award - the only ACC quarterback to make that list.
- Ranks second in the ACC and ranks 6th in the FBS with a .694 completion mark. His career mark of .638 currently stands as the school record.
- Named the ACC Offensive Back of the Week for his performance against Louisville, he was also named a Manning Award Star of the Week.
- Ranks 18th in the FBS, 3rd in the ACC, in passing yards with 1,968. Ranks 10th and 3rd in completions per game (24.6).
- Posted the best yards per completion mark of his career in the win over No. 17 Louisville - 18.35 yards on 20 completions.
- Named a Manning Award Star of the Week, a Davey O'Brien "Great 8" performer and a Taxslayer Bowl Player of the Week for his performance vs. FSU.
- Set a school record for pass completions (45) in the opener vs. South Carolina. His 64 attempts ranked 2nd all-time in school history while his 415 yards was the No. 11 mark.
- First Pack QB to open the season with back to back 300-yard passing games since Philip Rivers in 2003.
- Ranks 23rd nationally in total offense: 292.6 yards per game.
- After 20 games at NC State, ranks 8th in school history in career passing yards (5,027), 9th in touchdowns (29).
- Ranks 7th in school history in total offense (5,201).
- Posts the best interception avoidance mark in school history at 1.28. He has 625 attempts and just 8 INTs.
- Named to the Academic All-ACC team for his performance last season. He earned a 3.889 GPA while pursuing a Master's degree in liberal arts.
- Threw for 3,059 yards in 2016, the sixth-best mark in school history and the highest mark ever for a Wolfpack sophomore.
- 18 TD passes in 2016 tied as the 11th-best single-season mark in school history and the third-best total ever for a sophomore.
- Turned in 3,153 yards of total offense in 2016 - the seventh-best single-season mark in school history.
- Transferred from Boise State in the summer of 2016 after earning his degree in three years. Was granted a sixth year of eligibility by the NCAA.

**CAREER BESTS**

Plays.....106.....S. Carolina (2017)  
 Completions.....45.....S. Carolina (2017)  
 Attempts.....64.....S. Carolina (2017)  
 Pass Yds.....415.....S. Carolina (2017)  
 Pass TDs.....3.....vs. four teams  
 Long Pass.....80.....East Carolina (2016)  
 Rush Attempts.....12.....Florida State (2016)  
 Rushing Yards.....24.....Clemson, UNC (2016)  
 Total Offense.....393.....S. Carolina (2017)

**2017 GAME BY GAME STATS**

Opp	Ply	Cmp-Att	Yds	Int	TD	Lg	Pct.	Rush-Yds	TO
*SC	106	45-64	415	0	2	32	.703	5-(22)	393
*Marsh	71	29-36	341	0	3	45	.805	5-42	383
*Fur	55	22-27	231	0	1	30	.815	2-(6)	225
*@FSU	74	22-32	230	0	2	71	.688	0-0	230



**GAME 6: NC STATE vs. LOUISVILLE**

*Syra	86	20-33	186	0	1	30	.606	5-37	223
*Lou	74	20-31	367	0	1	79	.645	7-19	386
*Pitt	64	14-25	198	0	1	43	.560	3-10	208

**CAREER STATS**

**at NC State**

Year	GP-S	Ply	Cmp-Att	Yds	Int	TD	Lg	Pct.	Rush-Yds
2016	13-13	848	243-402	3,059	8	18	80	.604	74-94
2017	7-7	530	172-248	1,968	0	11	79	.694	27-80
Totals	20-20	1378	415-650	5,027	8	29	80	.638	101-174

**at Boise State**

Year	GP-S	C-A	Yds	Int	TD	Lg	Pct.	Rush-Yds
2014	5-0	12-27	161	1	2	43	.444	7-31
2015	3-3	46-70	485	4	1	43	.657	22-42
Totals	8-3	58-97	646	5	3	43	.597	29-73



**SHUG FRAZIER**  
DT | 6'3 | 315 | R-Fr.  
Buford, Ga. (Buford)

**90**


**CAREER BESTS**

Plays	32	Furman (2017)
Tackles	3	Furman (2017)

**2017 GAME BY GAME STATS**

Opp	Ply	Ht	Ast	Tot	TFL	SK	PBU	CF/R
SC	2	0	0	0				
Marsh	13	0	0	0				
Fur	32	1	2	3				
@ FSU	10	0	1	1				
Syra	20	0	0	0				
Lou	10	0	0	0				
Pitt	23	1	0	1				

Yr	GP-GS	Pl	Hit	Ast	Tot	TFL	SK	PBU	CF/R	INT
2017	7-0	110	2	3	5					



**REGGIE GALLASPY II** 25  
RB | 5'11 | 225 | Jr.  
High Point, N.C. (S. Guilford)

**PRONUNCIATION:** gahl LASS bee

- Leading rusher in the win over Marshall, he scored two rushing touchdowns.
- Backed up 1,000-yard rusher Matt Dayes in 2016, he was the team's second-leading rusher.
- Ran for almost 7,000 yards in his his three-year high school career. He led the state of North Carolina in rushing with 349 -3,318 yards and 52 TDs in 2014.

**CAREER BESTS**


Plays	48	S. Carolina (2017)
Rushes	14	UNC (2015)
Rushing Yards	81	Syracuse (2015)
Rush TDs	2	S. Ala (2015), Marshall (2017)
Long Rush	37	East Carolina (2016)

**2017 GAME BY GAME STATS**

Opp	Pl	Att	Yds	TD	Lg	YPC	Rc-Yds	TD	YPR	LG
SC	48	13	27	0	8	2.1	2-13	0	6.5	11
*Marsh	34	12	61	2	23	5.1	0-0	0	0	-
Fur	21	7	22	0	9	3.1	0-0	0	0	-
@ FSU	8	2	29	0	30	14.5	0-0	0	0	-
Syra	18	10	33	1	10	3.3	0-0	0	-	-
Lou	27	8	31	1	13	3.9	0-0	0	-	-
Pitt	28	11	46	0	22	4.2	0-0	0	-	-

**CAREER STATS**

Year	GP-S	Pl	Att	Yds	TD	Lg	YPC	Rc-Yds	TD	YPR	LG
2015	12-1	164	66	316	4	35	4.8	4-39	0	9.0	21
2016	12-0	144	49	234	2	37	4.8	5-9	0	1.8	6
2017	7-1	184	63	249	4	30	3.9	2-13	0	6.5	11
Tot	31-2	492	178	799	10	37	4.5	11-61	0	5.5	21




**TYLER GRIFFITHS** 57  
LS | 6'2 | 230 | Jr.  
Indian Trail, N.C. (Sun Valley)

- Has snapped the ball 319 times in his career.
- Snapper for all kicks for the third straight season.

**CAREER STATS**

Year	GP-GS	Pl	Punt Snaps	Short Snaps
2015	12-0	0	67	70
2016	13-0	0	53	58
Totals	7-0	0	29	42
Totals	32-0	0	149	170



**KELVIN HARMON** 3  
WR | 6'3 | 213 | Soph.  
Palmyra, N.J. (Palmyra)

- Has posted four 100-yard receiving games this season - including a career-high 133 yards over No. 17 Louisville.
- Has four 100+ yard games for his career - tied as 8th highest in school history.
- First WR to open the season with back-to-back 100-yard games since Koren Robinson in 2000.
- Ranks 52nd in the FBS in receptions per game (5.1)
- Earned the team's 2016 Philip Rivers Award for Freshman of the Year, he was named to the Athlon Sports All-ACC Freshman squad.
- Set a school record for TD receptions by a freshman with five last season. His 462 yards was the third-best total ever by a Pack rookie.
- Averaged 17.1 yards per catch for the season, the second-best mark ever by an NC State freshman .
- Leads the team in touchdown catches.

**CAREER BESTS**

Plays	94	S. Carolina (2017)
Receptions	10	S. Carolina (2017)
Rec. Yards	133	Louisville (2017)
Rec. TDs	2	Wake Forest (2016)
Long Reception	68	Syracuse (2016)


**2017 GAME BY GAME STATS**

OPP	Pl	Rec	Yds	TD	LP
*SC	94	10	114	0	24
Marsh	53	9	121	1	34
*Fur	40	5	33	0	14
@FSU	61	1	16	0	16
*Syr	53	2	17	0	10
*Lou	68	6	133	1	48
*Pitt	55	3	113	0	43

**CAREER STATS**

Year	GP-GS	Pl	Rec	Yds	TD	YPR	LP
2016	13-4	460	27	462	5	17.1	68
2017	7-6	424	36	547	2	15.2	48
Totals	20-10	884	63	1009	7	16.0	68

**PLAYER BIOS**



**B.J. HILL** 98  
DT | 6'4 | 315 | Sr.  
Oakboro, N.C. (West Stanley)

- Tied for most career starts (38) on defense. That mark ranks second on the entire team.
- Key to the Pack's successful rush defense for the past two seasons.
- One of the strongest players on the team, he can bench 500 lbs.
- On the preseason watch list for the Outland Trophy and Bednarik Award.

**CAREER BESTS**


Plays	70	Miss. St. (2015), UCF (2014)
Tackles	9	Clemson (2016)
TFL	2.5	Syracuse (2014), BC (2015)
Sacks	1.5	BC (2015)
QB Pressures	2	Florida State (2015)

**2017 GAME BY GAME STATS**

Opp	Ply	Ht	Ast	Tot	TFL	SK	PBU	QP	CF/R
*SC	46	0	2	2					
*Marsh	55	0	1	1					
*Fur	34	3	3	6					1
@ FSU	54	1	1	2	1-5	1-5			
*Syra	64	0	6	6					
*Lou	76	1	3	4					1 1
*Pitt	54	2	1	3					1

**CAREER STATS**

Year	G-GS	Pl	Hit	Ast	Tot	TFL	Sk	CF/R	QP	PBU
2014	12-5	486	20	20	40	7.5--23	1.5-4		2	1
2015	13-13	613	24	27	51	11-36	3.5-12		4	3
2016	13-13	586	16	23	39	2.5-9	1-8	1/2	2	2
2017	7-7	383	7	17	24	1-5	1-5		3	3
Tot	45-38	2,068	67	87	154	22-73	7-29	1/2	11	9



**NYHEIM HINES** 7  
RB | 5'9 | 197 | Jr.  
Garner, N.C. (Garner)

**PRONUNCIATION:** nie HEEM

- Named a midseason All-American by The Athletic as an all-purpose player.
- The first FBS player this century with touchdowns of 80 or more yards on both a punt return and a rush in the same game.
- His 83 yard rush for a score in the win at Pitt was the 7th longest, while his 92-yard punt return for a TD was the 2nd-longest and the longest since 1926.
- Ranks 4th in the FBS and leads the ACC, with 178.4 all-purpose yards per game.
- Has posted three straight 100 yard rushing games: 115 vs. Syracuse and 102 vs. Louisville and a career high 135 at Pitt.
- Has moved up to 30th nationally in rushing, 4th in the ACC, with 92.6 yards per game.
- Named to the Paul Hornung Honor Roll for the SC, Louisville and Pitt contests.
- An All-American and ACC Champion in track, he played WR and RB in 2016, but saw most of his action at WR.
- Ranks 2nd in school history with 2,077 career kickoff return yards.
- Has tallied 4,019 all-purpose yards for his career - the No. 6 mark in school history.
- One of only four players in ACC history to post two 100-

yard kickoff returns in a career.

- Had 11 catches vs. Florida State in 2016- then tied as the fifth-highest reception total in school history.

**CAREER BESTS**

Plays.....	54.....	Syracuse (2017)
Receptions.....	11.....	Florida State (2016)
Receiving Yards.....	124.....	Florida State (2016)
Rec. TDs.....	1.....	Wake Forest (2015)
Long Rec.....	58.....	Wake Forest (2015)
Rushes.....	24.....	Florida St. (2017)
Rushing Yards.....	115.....	Syracuse (2017)
Rush TDs.....	1.....	vs. several teams
Long Rush.....	39.....	Syracuse (2017)
KOR.....	8.....	Louisville (2016)
KOR Yards.....	189.....	Louisville (2016)
KOR TDs.....	1.....	Clemson (2015), Vandy (2016)
Long KOR.....	100.....	Clemson (2015), Vandy(2016)

**2017 GAME BY GAME STATS**

Opp	Pl	Att	Yds	TD	Lg	Rc-Yds	TD	LG	KOR	PR
*SC	53	15	81	1	19	4-32	0	15	2-39	3-40
Marsh	37	13	29	0	9	4-14	0	8	4-94	0-0
*Fur	28	11	92	1	28	1-7	0	7	2-68	0-0
*@FS	54	24	94	0	17	1-8	0	8	1-21	0-0
*Syra	52	19	115	1	39	2-8	0	10	2-33	0-0
*Lou	42	18	102	2	45	2-15	0	11	4-105	2-3
*Pitt	32	16	135	1	83	2-5	0	4	1-15	2-94-1

**CAREER STATS**

Year	GP-S	Pl	Rec	Yds	TD	Lg	Rush	TD	KOR	PR
2015	13-5	392	20	256	1	58	48-243	1	35-920-1	
2016	12-6	410	43	525	0	56	13-44	0	32-782-1	
2017	7-6	298	16	89	0	15	116-648	6	16-375-0	7-137-1
Tot	32-17	1,100	79	870	1	58	177-935	7	83-2,077-2	7-137-1



**JUSTIN JONES**  
DT | 6'2 | 312 | Sr.  
Austell, Ga. (S. Cobb)

27

- Unsung member of the Pack's defensive line who has come on strong in the last three games.
- Tallied a career-high 2.5 tackles for loss in the win over Syracuse.

**CAREER BESTS**

Plays.....	68.....	Syracuse (2017)
Tackles.....	7.....	vs. four teams
TFL.....	2.5.....	Syracuse (2017)
Sacks.....	1.....	vs. many

**2017 GAME BY GAME STATS**

Opp	Ply	Ht	Ast	Tot	TFL	SK	PBU	QP	FF/R
*SC	28	0	0	0					
*Marsh	42	0	0	0					0/1
*Fur	54	4	3	7	0.5-0	0.5-0			
*@FSU	37	1	0	1	1-3	1-3			
*Syra	68	3	4	7	2.5-9	1-4			2
*Lou	57	0	3	3	0.5-0				
*Pitt	42	0	0	0					

**CAREER STATS**

Year	GP-S	Pl	Hit	Ast	Tot	TFL	Sk	QP	FF/RPBU
2014	10-0	132	6	5	11				2
2015	13-3	408	20	9	29	6.5-24	2-12	3	1/0
2016	13-13	567	21	22	43	6.5-36	3-25	2	1
2017	7-7	328	8	10	18	4.5-12	2.5-7	2	0
Tot	43-23	1,335	55	46	101	17.5-72	7.5-44	9	1/1

blocked a kick in 2016



**TYLER JONES**

OT | 6'3 | 300 | R-Jr.  
Stone Mountain, Ga. (Stephenson)

53

- Has played 97% of the Pack's offensive snaps this season (527 of 543 gradeable snaps).
- Has played every snap of every ACC game for the past two seasons.
- Offensive line has not allowed the QB to get sacked during ACC play this season and ranks 14th in the FBS in sacks allowed.
- In for 103 snaps in the opener vs. South Carolina.
- Played 98% last season, including every snap vs. ACC.
- Starter at left tackle for the entire 2016 season, he did not allow a sack in the last seven games.
- In 2015, started two contests at left guard and three at right tackle.

**CAREER BESTS**


Plays.....	103.....	S. Carolina (2017)
Knockdowns.....	6.....	Syracuse (2017)

**2017 GAME BY GAME STATS**

Opp	Ply	KD	SK	Allow
*SC	103	0		0
*Marsh	71	3		0
*Fur	55	1		1
*@FSU	74	1		0
*Syra	87	6		0
*Lou	73	4		9
*Pitt	64	4		0

**CAREER STATS**

Year	GP-GS	Ply	KD	Sk	Allow
2015	11-6	531	NA		NA
2016	13-13	952	26		2
2017	7-7	527	19		3
Totals	31-26	2,010	NA		NA



**TIM KIDD-GLASS**

SAF | 6'1 | 202 | So.  
Danville, Va. (George Washington)

34

- Young starter at free safety who has improved greatly in the last several games.
- Earned his first career start in his second career game at free safety.

**CAREER BESTS**


Plays.....	83.....	Syracuse (2017)
Tackles.....	3.....	Syracuse (2017)

**2017 GAME BY GAME STATS**

Opp	Ply	Ht	Ast	Tot	QP	PBU
SC	17	0	1	1		
*Marsh	71	1	1	2		
*Fur	67	2	0	2		
*@FSU	68	1	1	2	1	
*Syra	83	2	1	3		1
*Lou	82	2	1	3		1
*Pitt	57	4	1	5		

**CAREER STATS**

Year	GP-GS	Pl	Hit	Ast	Tot	QP	PBU
2016	8-0	0	1	1	2		
2017	7-6	445	12	6	18	1	2
Tot	15-6	445	13	7	20	1	2



**NICK LACY**

CB | 5'7 | 182 | R-Sr.  
Pinehurst, N.C. (Pinecrest)

26


- Saw the first action from scrimmage of his career in the win over Furman.
- Has traveled to Kenya over the past two spring breaks on a mission trip.

**2017 GAME BY GAME STATS**

Opp	Ply	Ht	Ast	Tot
SC	ST	0	1	1
Marsh	ST	0	0	0
Fur	10	0	0	0
@ FSU	0	1	1	2
Syra	0	0	1	1
Lou	0	1	0	1
Pitt	0	1	0	1

**CAREER STATS**

Year	G-GS	Pl	Hit	Ast	Tot	CF/R
2014	4-0	0	0	0	0	0/1
2015	10-0	0	0	1	1	0/0
2016	12-0	0	0	0	0	0/0
2017	7-0	10	3	3	6	0/0
2017	33-0	10	3	4	7	0/1



**GAVIN LOCKLEAR**

WR | 5'10 | 195 | R-Sr.  
Apex, N.C. (Apex)

6

- Completed a pass to quarterback Ryan Finley in the win over Syracuse.
- Former walkon who was awarded a scholarship prior to the 2016 season.
- Co-recipient of the team's Ken McNeill Iron Wolf Award, awarded annually to the player who makes the greatest comeback from injury. He suffered an open compound fracture in his lower leg in the summer of 2014.

**CAREER BESTS**


Plays.....	28.....	ODU (2015)
Receptions.....	2.....	UNC (2015)
Rec. Yards.....	25.....	UNC (2015)

**2017 GAME BY GAME STATS**

OPP	Pl	Rec	Yds	TD	LP	Cmp-Att-Yd
SC	19	0	0	0	-	-
Marsh	9	1	4	0	4	
Fur	21	1	5	0	5	
@ FSU	1	0	0	0	-	
Syra	4	0	0	0	-	1-1-20
Lou	0	0	0	0		
Pitt	5	0	0	0		

**CAREER STATS**

Year	GP-GS	Pl	Rec	Yds	TD	YPR	LP	Cmp-Att	Yds
2015	12-0	103	7	75	0	10.7	15		
2016	13-0	82	2	15	0	7.5	10	2-3	66
2017	6-0	59	2	9	0	4.5	4	1-1	
Totals	31-0	244	11	99	0	9.0	15	3-4	66



**STEPHEN LOUIS** 12  
WR | 6'2 | 217 | R-Jr.  
W. Palm Beach, Fla. (Palm Bch Lakes)

PRONUNCIATION: *steff AHN LEW iss*

- Posts the 16th-best career yards-per-catch mark in school history: 16.4
- Led the team in receiving yardage with 678 last season.
- His three 100-yard games in 2016 tied as the ninth-best mark ever for a Pack receiver.
- Earned the team's Gary Rowe Award for receiver of the year. Also a co-recipient of the Ken McNeill Iron Wolf Award, given for making a comeback from an injury.
- First Wolfpack player since Jerricho Cotchery in 2003 to post three 100+ yard games in one season.

**CAREER BESTS**


Plays .....95.....Syracuse (2017)  
Receptions.....6.....Furman (2017)  
Receiving Yards.....142.....East Carolina (2016)  
Rec. TDs .....1.....vs. many

**2017 GAME BY GAME STATS**

OPP	PI	Rec	Yds	TD	LP
*SC	95	5	39	0	9
Marsh	49	5	73	1	24
*Fur	38	6	56	0	14
*@FSU	55	2	18	0	10
*Syra	64	4	67	1	30
*Lou	51	3	99	0	39
*Pitt	53	0	0	0	-

**CAREER STATS**

Year	GP-GS	PI	Rec	Yds	TD	YPR	LP
2014	12-2	187	7	72	1	10.3	21
2016	13-10	638	35	678	2	19.4	80
2017	7-6	405	25	352	2	14.1	30
Totals	32-18	1,230	67	1102	5	16.4	80



**JALAN MCCLENDON** 2  
QB | 6'5 | 221 | R-Jr.  
Charlotte, N.C. (West Mecklenburg)

- Backup quarterback who saw action in 10 games and was the team's fourth-leading rusher.

**CAREER BESTS**

Plays .....26.....William & Mary (2016)  
Completions.....6.....William & Mary (2016)  
Attempts.....9.....William & Mary (2016)  
Pass TD.....1.....Old Dominion (2016)  
Long Pass .....29.....William & Mary (2016)  
Rush.....10.....Notre Dame (2016)  
Rush Yards.....56.....Notre Dame (2016)  
Rush TDs.....2.....Old Dominion (2016)  
Long Rush.....20.....Notre Dame (2016)

**2017 GAME BY GAME STATS**

Opp	Ply	Cmp-Att	Yds	Int	TD	Lg	Pct.	Rush-Yds	TO
Fur	16	2-3	17	0	0	9	.667	6-67	0
Lou	1	0-0	0	0	0	-	.000	0-0	0

**CAREER STATS**

Year	GP-S	PI	Cmp-Att	Yds	Int	TD	Lg	Rush-Yds	Tot Off
2015	7-0	66	8-14	69	0	0	15	5-11	80
2016	10-0	123	16-30	176	4	1	29	35-145	321
2017	2-0	16	2-3	17	0	0	9	6-67	84
Tot	19-0	205	26-47	262	4	1	29	46-223	485



**NICK MCCLOUD** 21  
CB | 6'1 | 189 | So.  
Rock Hill, S.C. (South Pointe)

- One of just two true freshman to see action from scrimmage on defense in 2016.
- Also started the 2016 Vanderbilt game (Independence Bowl) when regular starter Mike Stevens was injured.


**CAREER BESTS**

Plays .....81.....Vanderbilt (2016)  
Tackles .....7.....Vanderbilt (2016)  
PBUS .....2.....Marsh (2017), Vand. (2016)

**2017 GAME BY GAME STATS**

Opp	Ply	Ht	Ast	Tot	TFL	SK	PBU	CF/R
*SC	52	3	0	3				
*Marsh	71	2	2	4			2	
*Fur	45	1	0	1			1	
*@FSU	65	2	1	3				
*Syra	68	2	0	2			1	
*Lou	25	0	0	0				
Pitt	55	2	4	6			1	

Year	GP-GS	PI	Hit	Ast	Tot	PBU
2016	10-1	184	13	1	14	3
2017	7-7	381	12	7	19	5
Totals	17-8	565	25	8	33	8



**JAKOBI MEYERS** 11  
WR | 6'2 | 203 | R-So.  
Lithonia, Ga. (Arabia Mountain)

- Had the longest play of the season - a 71-yard touchdown reception - in the win at Florida State.
- Had 112 yards on five catches in that victory.
- Moved to wide receiver from quarterback a week before the 2016 season opener and played there all season.

**CAREER BESTS**

Plays .....47.....S. Carolina (2017)  
Receptions.....7.....Syracuse (2017)  
Rec. Yards.....112.....FSU (2017)

**2017 GAME BY GAME STATS**

OPP	PI	Rec	Yds	TD	LP
SC	47	5	62	1	32
*Marsh	34	2	10	0	15
Fur		DNP			
@FSU	20	5	112	1	71
*Syra	46	7	57	0	16
*Lou	47	2	16	0	9
Pitt	36	5	52	1	15

**CAREER STATS**

Year	GP-GS	PI	Rec	Yds	TD	YPR	LP	Cmp	Att	Yds	TD	Rush
2016	13-0	100	13	158	0	12.1	32	1	2	27	0	1-4
2017	6-3	230	26	309	2	11.8	32	0	0	0	0	0-0
Totals	19-3	330	39	467	2	12.0	32	1	2	27	0	1-4



**AIRIUS MOORE** 58  
LB | 6'0 | 235 | Sr.  
Beavercreek, Ohio (Beavercreek)

- Pulled down his first career interception in the win over Marshall.
- Has played in more career games (46) than any other player on defense and is tied for the most games played on the entire team.
- Named to the preseason watch list for the Butkus Award and the Lott IMPACT Trophy.
- An Academic All-ACC performer in 2016.
- Ranked third on the team in tackles in 2016, second in tackles for loss.
- Named the defensive MVP for the Independence Bowl victory over Vanderbilt, he tallied nine tackles, including two sacks, in that contest.

**CAREER BESTS**


Plays .....94.....Clemson (2016)  
Tackles .....11.....East Carolina (2016)  
TFL .....4.5.....East Carolina (2016)  
Sacks .....2.....Vanderbilt (2016)

**2017 GAME BY GAME STATS**

Opp	Ply	Ht	Ast	Tot	TFL	SK	QP	PBU	QP	FF/R	Int
*SC	30	0	1	1					1		
*Marsh	54	1	5	6				1			1-4
*Fur	57	4	4	8				1			
*@FSU	46	3	2	5				1			
*Syra	44	1	0	1				1			
*Lou	67	4	4	8							
*Pitt	63	2	1	3	1-2			1			

**CAREER STATS**

Yr	GP-S	PI	Ht	Ast	Tot	TFL	SK	QP	PB	FF/R	Int
2014	13-4	337	21	16	37	3.5-11	1-8	2			1/0
2015	13-13	793	32	45	77	8-22	0.5-7	3	1		0/1
2016	13-13	807	55	31	86	13.5-42	2.5-15	1	5		1/2
2017	7-7	361	15	17	32	1-2			3	3	1-4
Tot	46-37	2,298	123	109	233	26-77	4-30	9	9		2/31-4



**JARIUS MOREHEAD** 31  
SS | 6'1 | 217 | R-Soph.  
Whitsett, N.C. (E. Guilford)

- Leading tackler in the Wolfpack's win over Louisville with a career-high 11 stops. He had set a career high the previous week with eight tackles while in for a career-high 84 snaps in the win over Syracuse.
- Saw action in all 13 games last season, he started the Wolfpack's win over Notre Dame at strong safety.

**CAREER BESTS**

Plays .....84.....Syracuse (2017)  
Tackles .....11.....Louisville (2017)  
Interceptions.....1.....Notre Dame (2016)


**2017 GAME BY GAME STATS**

Opp	Ply	Ht	Ast	Tot	TFL	QP	PBU	CF/R
*SC	52	2	4	6				1
Marsh	52	4	1	5	0.5-1			
*Fur	67	3	2	5				
*@FSU	68	5	2	7	0.5-1			0/1
*Syra	84	6	2	8			1	
*Lou	82	7	4	11				1
*Pitt	70	2	1	3				2



**CAREER STATS**

Year	GP-S	Pl	Hit	Ast	Tot	TFL-YD	Sk-Yd	QP	PBU	Int
2016	13-1	92	7	5	12					1-25
2017	7-6	475	29	16	45	1-2			1	4
Totals	20-7	567	36	21	57	1-2			1	4



**DYLAN PARHAM 28**  
**TE | 6'4 | 24 | R-Fr.**  
**Raleigh, N.C. (Southeast)**

PRONUNCIATION: PAIR ahm

- Redshirted last season at QB before moving to TE in the summer.

**CAREER BESTS**


Plays ..... 11 ..... Furman (2017)  
 Receptions..... 1 ..... FSU (2017)

**2017 GAME BY GAME STATS**

OPP	Pl	Rec	Yds	TD	LP
SC	2	0	0	0	-
Marsh			Special Teams		Only
Fur	11	0	0	0	-
@FSU	8	1	25	0	25
Syra	2	0	0	0	-
Lou			DNP - Injured		
Pitt	3	0	0	0	-

**CAREER STATS**

Year	GP-GS	Pl	Rec	Yds	TD
2017	6-0	26	1	25	0



**GERMAINE PRATT 3**  
**LB | 6'3 | 235 | R-Jr.**  
**High Point, N.C. (Central)**

- Leading tackler in the win at Pitt with nine stops.
- Awarded a game ball after icing the win over No. 17 Louisville with a 25-yard pick six.
- Can back up both linebacker spots.
- Redshirted the 2016 season after undergoing shoulder surgery, he was a backup free safety in 2015.
- Has added 39 lbs. since the summer of 2016.

**CAREER BESTS**

Plays ..... 57 ..... Virginia Tech (2015)  
 Tackles ..... 9 ..... Pitt (2017), VT (2015)  
 TFL ..... 1 ..... three teams  
 Int ..... 1 ..... Louisville (2017)

**2017 GAME BY GAME STATS**

Opp	Ply	Ht	Ast	Tot	TFL	SK	PBU	INT	CF/RF
SC	25	3	2	5					
Marsh	33	0	5	5					
Fur	28	4	1	5	1-3		1		
@FSU	34	2	3	5					
Syra	43	1	2	3	0.5-2				
Lou	28	1	0	1			1	1-25	
Pitt	47	4	5	9	1-1				0/1

**CAREER STATS**

Year	GP-GS	Pl	Hit	Ast	Tot	TFL-YD	PBU	Int	CF/RF
2014	13-1	262	21	11	32		3		
2015	13-0	178	13	17	30	1.5-7	1	1-4	3/1
2017	7-0	238	15	18	33	2.5-6	3	1-25	0/1
Totals	33-1	678	49	46	95	4-13	7	2-29	3/2



**TERRONNE PRESCOD 70**  
**OG | 6'5 | 331 | R-Jr.**  
**Decatur, Ga. (Columbia)**

- Has tallied 23 knockdown blocks in the past five games, he only had three for the entire 2016 campaign.
- Offensive line has not allowed the QB to get sacked during ACC play this season and ranks 14th in the FBS in sacks allowed.
- In for a career-high 86 snaps and tallied a game-best, career-high 7 knockdown blocks in the win over Syracuse.
- Slowed by sickness and injury during fall camp, he played at LG in the season opener and started at right tackle vs. Marshall and at left guard vs. Furman.
- Started at left guard in the 2017 opener, he started three games at right tackle in 2016 and played RG in the first six games.

**CAREER BESTS**

Plays ..... 86 ..... Syracuse (2017)  
 Knockdown Blocks ..... 7 ..... Syracuse (2017)

**2017 GAME BY GAME STATS**

Opp	Ply	KD	SK	Allow
SC	61	1		0
*Marsh	55	0		0
*Fur	55	6		0
*@FSU	74	4		0
*Syra	86	7		0
*Lou	70	2		0
*Pitt	64	4		0

**CAREER STATS**

Year	GP-GS	Ply	KD	SK	Allow
2015	12-0	42	NA		NA
2016	13-3	311	3		2
2017	7-6	465	24		0
Totals	32-9	818	NA		NA



**JuMICHAEL RAMOS 85**  
**WR | 6'2 | 200 | RS-Gr.**  
**Lovejoy, Ga. (Lovejoy)**

- Scored his first touchdown in almost two years in the win over Furman - a 30-yarder.
- Redshirted the 2016 campaign after undergoing two knee surgeries, he was the Pack's second-leading receiver on the team with 34 catches in 2015.

**CAREER BESTS**


Plays ..... 67 ..... UNC (2015)  
 Receptions..... 7 ..... E. Kentucky (2015)  
 Receiving Yards ..... 109 ..... Boston College (2013)  
 Rec. Touchdowns ..... 2 ..... East Carolina (2013)  
 Long Reception ..... 52 ..... Boston College (2013)

**2017 GAME BY GAME STATS**

OPP	Pl	Rec	Yds	TD	LP
SC			Did Not Play		
*Marsh	5	0	0	0	
Fur	15	1	30	1	30
@FSU	10	0	0	0	-
Syra	8	0	0	0	-
Lou	7	0	0	0	-
Pitt	10	0	0	0	-

Year	GP-GS	Pl	Rec	Yds	TD	YPR	LG
2013	11-2	291	24	352	3	14.7	52
2014	10-0	59	1	7	0	7.0	-
2015	13-7	488	34	457	3	13.4	48

2017	6-1	55	1	30	1	30.0	30
Totals	40-10	893	60	846	7	14.1	52



**WILL RICHARDSON 54**  
**OT | 6'6 | 322 | R-Jr.**  
**Burlington, N.C. (Cummings)**

- Has earned the highest coaches' grade in the three ACC contests, his 96% vs. Louisville was the highest o-line coach Dwayne Ledford has ever awarded. He followed that with a 97% vs. Pitt.
- Named the ACC Offensive Lineman of the Week vs. Louisville.
- Offensive line has not allowed the QB to get sacked during ACC play this season and ranks 14th in the FBS in sacks allowed.
- Has not allowed a sack or a pressure in four ACC contests.
- Iced the wins vs. FSU and Syracuse with pancake blocks on runs to his side.
- Suspended for the first two games, he returned versus Furman.

**CAREER BESTS**

Plays ..... 87 ..... Syracuse (2017)  
 Knockdowns ..... 6 ..... Syracuse (2017)

**2017 RICHARDSON GAME BY GAME**

Opp	Ply	KD	Sk	Allow
SC			DNP - Suspended	
Marsh			DNP - Suspended	
*Fur	54	2		0
*@FSU	74	3		0
*Syra	87	6		0
*Lou	73	2		0
*Pitt	64	1		0

**CAREER STATS**

Year	GP-GS	Ply	KD	SK	Allow
2015	11-11	588	NA		NA
2016	12-10	812	31		3
2017	5-5	352	13		0
Totals	28-26	1,742	NA		NA



**C.J. RILEY 19**  
**WR | 6'3 | 204 | R-Fr.**  
**Coconut Grove, Fla. (N. Broward Prep)**

- Fastest player on the team with 4.48 40-yard dash.
- Suffered a torn ACL in the summer of 2016.

**CAREER BESTS**


Plays ..... 28 ..... FSU (2017)  
 Receptions..... 2 ..... S. Carolina (2017)  
 Rec. Yards ..... 45 ..... Marshall (2017)

**2017 GAME BY GAME STATS**

OPP	Pl	Rec	Yds	TD	LP
SC	16	2	27	0	21
Marsh	16	1	45	0	45
Fur	25	1	14	0	14
@FSU	28	1	12	0	12
Syra	26	0	0	0	-
Lou	17	0	0	0	-
Pitt	5	0	0	0	-

**CAREER STATS**

Year	GP-GS	PI	Rec	Yds	TD	YPR	LP
2017	7-0	133	5	98	0	19.6	45



**TYRONE RILEY** **95**  
**DE | 6'6 | 285 | R-So.**  
**Savannah, Ga. (Calvary Day)**

- Backup at defensive end in 2016 who was making great progress at midseason before tearing his bicep and missing two games.

**CAREER BESTS**


Plays	30	Louisville (2016)
Tackles	5	Louisville (2016)
TFL	1	vs. two teams

**2017 GAME BY GAME STATS**

Opp	Ply	Ht	Ast	Tot	TFL	SK	PBU	CF/R
SC	0			Special Teams Only				
Marsh				Special Teams Only				
Fur	5	0	0	0				
@FSU	0			Special Teams Only				
Syra				Special Teams Only				
Lou				Special Teams Only				
Pitt	5	0	0	0				

**CAREER STATS**

Year	GP-GS	Ply	Ht	Ast	Tot	TFL	Sack
2016	11-0	132	7	2	9	2-9	1-8
2017	6-0	10	0	0	0		
Totals	17-0	142	7	2	9	2-9	1-8



**DARIAN ROSEBORO** **45**  
**DE | 6'4 | 287 | Jr.**  
**Lincolnton, N.C. (Lincolnton)**

- Lost his father the week before the Pitt game, but decided to come back and play to honor his dad. The team wore "J.R." stickers to honor Johnny Roseboro.
- Awarded the game ball for that contest after tallying five tackles, including three tackles for loss and a sack.
- Nominated for an Orange Bowl Courage Award.
- Led the team in tackles with nine in the win over Furman.
- Ranked second on the Wolfpack squad in sacks with seven in 2016.
- Almost one-half (11 of 25) of his tackles were behind the line of scrimmage in 2016. He ranked third on the team in tackles for loss.

**CAREER BESTS**

Plays	50	Syracuse (2017)
Tackles	9	Furman (2017)
TFL	3	S. Ala (2015), ODU (2016)
Sacks	3	Old Dominion (2016)

**2017 GAME BY GAME STATS**

Opp	Ply	Ht	Ast	Tot	TFL	SK	QP	PBU	CF/R
SC	19	1	0	1					
Marsh	29	1	0	1					
Fur	35	3	6	9	2-14	0.5-4			
@FSU	27	0	0	0					
Syra	50	3	2	5	1-5			1	
Lou	39	1	0	1					
Pitt	37	4	1	5	3-19	1-12	1		1/0

**CAREER STATS**

Year	GP-S	Ply	Ht	Ast	Tot	TFL	Sk	QP	INT
2015	13-0	253	8	10	18	5.5-31	4-27	3	1-20-1
2016	13-1	457	16	9	25	11-74	7-61	5	
2017	7-0	207	12	9	21	6-38	1.5-16	2	
Tot	33-1	917	36	28	64	22.5-143	12.5-104	10	1-20-1



**JAYLEN SAMUELS** **1**  
**H | 5'11 | 228 | Sr.**  
**Charlotte, N.C. (Mallard Creek)**

- Named a midseason All-American by ESPN and Sporting News.
- Has been named to the Biletnikoff Award watch list - given to the nation's top receiver.
- Only active player in the nation with 15+ career rushing TDs and 15+ career receiving TDs.
- Tied Torry Holt's school record with 15 receptions in the season opener. He had a dozen catches in the win at Florida State - tied as the fourth-best mark in school history.
- Ranks 16th in the FBS, 3rd in the ACC, in touchdowns with 10.
- Has caught a pass in 35 consecutive games - tied as the fifth-best active streak in the FBS, the third-longest streak in school history and the longest since Jerricho Cotchery had a streak of 39 games from 2000-03.
- Ranks third in school history with 41 career touchdowns - just one TD from 2nd place and just 10 less than Ted Brown's school record of 51 - set in 1978.
- Ranks third in school history with 180 career receptions, only Jerricho Cotchery and Torry Holt had more. Just 20 catches from the school record.

- Ranks fourth in career touchdown receptions (18).
- Tied for 6th with 23 rushing touchdowns.
- A preseason All-American according to Sports Illustrated, Athlon Sports.
- On the preseason watch lists for the Paul Hornung and Maxwell Awards.
- Has played in more career games than any other player on offense and is tied for the team lead.

**CAREER BESTS**


Plays	82	S. Carolina (2017)
Rushes	9	Syracuse (2017)
Rushing Yards	74	Syracuse (2017)
Rushing Touchdowns	3	Troy (2015)
Long Rush	66	Clemson (2015)
Receptions	15	S. Carolina (2017)
Receiving Yards	104	Vanderbilt (2016)
Receiving Touchdowns	3	Vanderbilt (2016)
Long Reception	79	Louisville (2016)

**2017 GAME BY GAME STATS**

Opp	PI	Att	Yds	TD	Lg	Rc-Yds	TD	LG
*SC	82	1	9	0	9	15-85	1	11
*Marsh	46	2	13	0	12	5-60	1	39
*Fur	33	5	16	3	10	6-75	0	20
*@FS	51	5	11	1	8	12-64	1	27
*Syra	66	9	74	1	22	5-37	0	19
*Lou	60	3	6	0	6	7-104	0	79
*Pitt	40	6	62	2	40	4-28	0	12

**CAREER STATS**

Year	GP-S	PI	Rsh	Yds	TD	YPC	LG	Rc-Yds	TD	YPR	LG
2014	13-2	126	15	143	1	9.5	17	6-96	1	16.0	42
2015	13-10	518	56	368	9	6.6	66	65-597	7	9.1	64
2016	13-10	531	33	189	6	5.7	24	55-565	7	10.3	55
2017	7-7	378	31	191	7	6.2	40	54-453	3	8.4	79
Tot	46-29	1,553	135	891	23	6.6	66	180-1,711	18	9.5	79



**JOE SCULTHORPE** **71**  
**C | 6'3 | 307 | R-Fr.**  
**Hampstead, N.C. (Topsail)**

- Started his 2nd collegiate game at left guard.

**CAREER BESTS**


Plays	72	Marshall (2017)
Knockdowns	2	Marshall (2017)

**2017 GAME BY GAME STATS**

Opp	Ply	KD	SK	Allow
SC	42	1		1
*Marsh	71	2		1
Fur	16	1		0
@FSU			Special Teams Only	
Syra	1	0		0
Lou	9	0		0
Pitt			Special Teams Only	

**CAREER STATS**

Year	GP-GS	Ply	KD	SK	Allow
2017	7-1	139	4		2



**JAMES SMITH-WILLIAMS** **39**  
**DE | 6'4 | 247 | R-So.**  
**Raleigh, N.C. (Millbrook)**

- In from scrimmage in eight of the first nine games in 2016 before suffering a season-ending injury.
- Has added over 50 lbs. since his freshman season.

**CAREER BESTS**


Plays	40	Old Dominion (2016)
Tackles	6	ODU (2016), Furman (2017)
TFL	1.5	Furman (2017)

**2017 GAME BY GAME STATS**

Opp	Ply	Ht	Ast	Tot	TFL	SK	PBU	CF/R
SC	3	0	0	0				
Marsh	13	0	1	1				
Fur	27	4	2	6	1.5-5	0.5-4		0/1
@FSU	16	0	1	1				
Syra	20	0	0	0				
Lou	10	1	0	1				
Pitt	20	0	0	0				

**CAREER STATS**

Year	GP-GS	Ply	Ht	Ast	Tot	TFL	Sk	PBU	QPC/FR
2015	4-0	43	2	2	4	0.5-1			
2016	8-0	148	6	7	13	0.5-4	0.5-4	1	2
2017	7-0	109	5	4	9	1.5-5	0.5-4		
Totals	19-0	300	13	13	26	2.5-10	1-8	1	2



**ISAIAH STALLINGS** **22**  
**SAF | 6'4 | 20 | R-Fr.**  
**Fayetteville, N.C. (Sanford)**

**CAREER BESTS**

Plays	19	Marshall (2017)
-------	----	-----------------

- Earned his first career start, at strong safety, against Marshall.

**2017 GAME BY GAME STATS**

Opp	Ply	Ht	Ast	Tot	TFL	SK	PBU	FF/R
SC	0	0	0	0				

*Marsh	19	0	0	0
Fur	0	0	0	0
@ FSU	Did Not Play			
Syra	0	1	0	1
Lou	0	0	0	0
Pitt	9	0	0	0

**CAREER STATS**

Yr	GP-S	Pl	Hit	Ast	Tot	TFL-YD	Sk-Yd	PBU	Int
2017	6-1	28	1	0	1				



**MIKE STEVENS 2**  
**CB | 5'11 | 190 | Sr.**  
**Charlotte, N.C. (Davidson Day)**

- Pulled down his third career interception in the win at Pitt.
- Missed the first four games with a leg injury, he came back to play 33 snaps in the win over Syracuse.
- Played more snaps in 2016 (805) than any other returning player on defense (despite missing one whole game).

**CAREER BESTS**

Plays	94	Clemson (2016)
Tackles	5	Clemson, UNC (2016)
PBU	2	vs. three teams
Interceptions	1	vs. two teams

**2017 GAME BY GAME STATS**

Opp	Ply	Ht	Ast	Tot	TFL	PBU	CF/R	Int
SC	DNP - Injured							
Marsh	DNP - Injured							
Fur	DNP - Injured							
@FSU	DNP - Injured							
Syra	33	2	1	3				
Lou	65	5	0	5				
*Pitt	45	1	0	1		1		1-0

**CAREER STATS**

Yr	GP-S	Pl	Hit	Ast	Tot	TFL-YD	Sk-Yd	PBU	Int
2014	11-0	137	3	4	7				2
2015	13-10	484	18	3	21	0.5-1		5	1-4
2016	12-12	805	26	6	32	0.5-4	0.5-4	4	1-28
2017	3-1	143	8	1	9			1	1-0
Tot.	39-23	1,569	55	14	69	1-5	0.5-4	12	3-32



**KENTAVIUS STREET DE**  
**DE | 6'2 | 287 | Sr.**  
**Greenville, N.C. (Rose)**

- Strongest player on the team, he posts a 400-lb. power clean mark and squats 700 lb. The video of that squat went viral over the summer.

**CAREER BESTS**

Plays	51	VT(2015), Clemson (2016)
Tackles	6	ODU (2015), ND (2016)
TFL	2	ODU (2016), Furman (2017)
Sacks	1.5	Notre Dame (2016)

**2017 GAME BY GAME STATS**

Opp	Ply	Ht	Ast	Tot	TFL	SK	QP	PBU	CF/R
*SC	30	1	1	2	1-2	1-2	1		
*Marsh	43	0	2	2					
*Fur	39	3	2	5	2-3				1/1
*@FSU	41	0	0	0					
*Syra	34	0	4	4	0.5-1				1
*Lou	47	0	2	2					1
*Pitt	42	4	0	4					

**CAREER STATS**

Year	GP-GS	Pl	Hit	Ast	Tot	TFL	Sk	CF/RF	QPPBU
2014	12-0	286	10	13	23	1-4			2 1
2015	13-10	425	10	21	31	3-6	0.5-2	1/0	2 2
2016	13-12	488	13	18	31	9-42	5.5-38	0/1	2 1
2017	7-7	266	8	11	19	3.5-6	1-2	1/1	2 1
Tot	44-28	1,465	41	63	104	16.5-58	7-42	2/2	8 5



**MAURICE TROWELL 8**  
**WR | 5'11 | 196 | RS - Jr.**  
**Durham, N.C. (Southern Durham)**

- Fastest player on the team, he clocks in a 4.48 (laser) in the 40, 4.00 in the pro agility drill.


**CAREER BESTS**

Plays	48	Wake Forest (2015)
Receptions	4	Wake Forest (2015), (2016)
Receiving Yards	87	Wake Forest (2015)
Receiving TDs	1	vs. three teams
Long Reception	83	Boston College (2015)

**2017 GAME BY GAME STATS**

OPP	Pl	Rec	Yds	TD	LP
Fur	10	0	0	0	-
@FSU					Special Teams Only
Syra					Special Teams Only
Lou					Special Teams Only

Year	GP-GS	Pl	Rec	Yds	TD	YPR	LP	Rush
2015	13-7	351	12	210	2	17.5	83	0-0
2016	13-1	173	9	149	1	16.6	70	1-2
2017	4-0	10	0	0	0	-	-	0-0
Totals	30-8	534	21	359	3	17.1	83	1-2



**CARSON WISE 38**  
**PK | 5'10 | 170 | R-Jr. (Gr.)**  
**Blacksburg, Va. (C- Newman/Blacksburg)**

- A graduate transfer from Carson Newman who has two seasons to play for the Wolfpack. Earned his degree in social entrepreneurship.
- The Eagles' starting placekicker for two seasons.

**CAREER BESTS**

Field Goals	2	vs. two teams (2017)
Long FG	48	Syracuse (2017)
PATs	7	Furman (2017)

**2017 GAME BY GAME STATS**

Opp	FGM	FGA	PAT	KO	TB
*SC	-	29	4-4	0	0
*Marsh	31		4-5	0	0
*Fur	-	38	7-7	0	0
*@FSU	24, 30		3-3	0	0
*Syra	26, 48	31	3-4	0	0
*Lou	21	35	4-4	0	0
*Pitt	-	34	5-5	0	0


**CAREER STATS**

*At NC State*

Yr	GP-GS	FG-FGA	0-29	30-39	40-49	50+	LG	PAT	KO
2017	7-7	6-11	3-4	2-6	1-1	0	48	30-32	0

*At Carson-Newman*

Yr	GP-GS	FG-FGA	0-29	30-39	40-49	50+	LG	PAT	KO
2015	12-12	13-18	7-8	3-5	3-5	0-0	42	65-68	26
2016	11-11	8-13	4-4	2-5	2-3	0-1	49	32-33	37
Tot	23-23	21-31	11-12	5-10	5-8	0-2	49	97-101	63



**JUSTIN WITT 67**  
**OT | 6'6 | 296 | R-Fr.**  
**Chicago, Ill. (Lincoln-Way West)**

- Started the season opener at right tackle.

**CAREER BESTS**


Plays	103	S. Carolina (2017)
Knockdowns	5	S Carolina (2017)

**2017 GAME BY GAME STATS**

Opp	Ply	KD	SK	Allow
*SC	103	5		1
Marsh	16	0		0
Fur	17	1		0
@FSU		DNP		
Syra		DNP		
Lou	ST	0		0

**CAREER STATS**

Year	GP-GS	Ply	KD	SK	Allow
2017	4-1	136	6		1



**DEXTER WRIGHT 14**  
**FS | 6'2 | 232 | RS-Jr.**  
**Wilson, N.C. (Hunt)**

- Missed three games with an injury suffered against South Carolina in the opener. He was in for one snap against Syracuse.
- In 2016, scored the game-winning touchdown after recovering a blocked punt versus Notre Dame.

**CAREER BESTS**

Plays	45	Vanderbilt (2016)
Tackles	4	Louisville (2016)
PBU	1	FSU (2016)

**2017 GAME BY GAME STATS**

Opp	Ply	Ht	Ast	Tot	TFL	SK	QP	CF/R
*SC	24	1	1	2				
Marsh								DNP - Injured
Fur								DNP - Injured
@FSU								DNP - Injured
Syra	1	0	0	0				
Lou	0	0	0	0				
Pitt	22	1	1	2				

**CAREER STATS**

Year	GP-GS	Pl	Hit	Ast	Tot	PBU
2015	13-0	0	1	1	2	
2016	9-0	96	7	3	10	1
2017	4-1	47	2	2	4	
Totals	26-1	143	10	6	15	1

**OTHERS TO SEE ACTION**

Name	SC	Mar	Fur	FSU	Syr	Lou	Pitt
Acceus	-	ST	ST	ST	ST	ST	ST
Banks	-	-	17	ST	ST	ST	
Eason	-	-	5	DNP	DNP	DNP	DNP
Grier	DNP	ST	DNP	DNP	DNP	DNP	DNP
Holden	1	2	INJ	INJ	INJ	DNP	1
Ingram	ST	ST	21	ST	ST	ST	ST
Morrison	ST	ST	ST	ST	ST	ST	ST
Ruocchio	-	-	4	DNP	DNP	DNP	DNP
Saunders	ST	ST	ST	ST	ST	ST	ST
Smith	1	2	ST	ST	ST	ST	ST
Ma. Stevens	-	-	ST	DNP	ST	ST	ST
Stephens	ST	ST	5	ST	DNP	DNP	ST
Valdez	ST	26	INJ	INJ	INJ	INJ	INJ
Walton	ST	ST	16	ST	ST	ST	ST



# 2017 STATISTICS

(6-1 overall, 4-0 Atlantic Coast Conference)

Date	St	W-L	Score	Opponent	Att./Time	TV	Rusher (Att-Yds-TD)	Passer (C-A-Yds-TD-I)	Receiver (Rec-Yds-TD)	Tackler (Tkl)
9/2	N	L	28-35	vs. South Carolina	50,367	ESPN	Hines (15-81-1)	Finley (45-64-415-2-0)	Samuels (15-85-1)	Fernandez (9)
9/9	H	W	37-20	Marshall	57,430	ACCN Extra	Gallaspy (12-61-2)	Finley (29-36-341-3-0)	Harmon (9-121-1)	Chubb, Alston, Fernandez (7)
9/16	H	W	49-16	Furman	56,166	ACCN	Hines (11-92-1)	Finley (22-27-231-1-0)	Samuels (6-75-0)	Roseboro (9)
9/23	A	W	27-21	at <sup>12/11</sup> Florida State	73,541	ABC	Hines (24-94-0)	Finley (22-32-230-2-0)	Samuels (12-64-1)	Fernandez (9)
9/30	H	W	33-25	Syracuse	56,197	ACCN	Hines (19-115-1)	Finley (20-33-186-1-0)	Meyers (7-57-0)	Fernandez (14)
10/5	H	W	39-25	<sup>12/17</sup> Louisville	56,107	ESPN	Hines (18-102-2)	Finley (20-31-367-1-0)	Samuels (7-104-0)	Morehead (11)
10/14	A	W	35-17	at Pittsburgh	41,124	RSN	Hines (16-135-1)	Finley (14-25-198-1-0)	Meyers (5-52-1)	Pratt (9)
10/28	A			at Notre Dame	3:30 PM	NBC				
11/4	H			Clemson	TBA	TBA				
11/11	A			at Boston College	TBA	TBA				
11/18	A			at Wake Forest	TBA	TBA				
11/25	H			North Carolina	TBA	TBA				

## TEAM STATISTICS

TEAM STATISTICS	ST	OPP
SCORING	248	159
Points Per Game	35.4	22.7
Points Off Turnovers	31	14
FIRST DOWNS	168	126
Rushing	63	46
Passing	93	75
Penalty	12	5
RUSHING YARDAGE	1242	639
Yards gained rushing	1394	842
Yards lost rushing	152	203
Rushing Attempts	268	210
Average Per Rush	4.6	3.0
Average Per Game	177.4	91.3
TDs Rushing	19	6
PASSING YARDAGE	2030	2009
Comp-Att-Int	176-254-0	156-271-6
Average Per Pass	8.0	7.4
Average Per Catch	11.5	12.9
Average Per Game	290.0	287.0
TDs Passing	11	10
TOTAL OFFENSE	3272	2648
Total Plays	522	481
Average Per Play	6.3	5.5
Average Per Game	467.4	378.3
KICK RETURNS: #-Yards	17-398	28-607
PUNT RETURNS: #-Yards	7-137	11-129
INT RETURNS: #-Yards	6-76	0-0
KICK RETURN AVERAGE	23.4	21.7
PUNT RETURN AVERAGE	19.6	11.7
INT RETURN AVERAGE	12.7	0.0
FUMBLES-LOST	7-3	6-5
PENALTIES-Yards	37-327	50-401
Average Per Game	46.7	57.3
PUNTS-Yards	29-1254	32-1388
Average Per Punt	43.2	43.4
Net punt average	37.4	37.8
KICKOFFS-Yards	47-2760	35-2173
Average Per Kick	58.7	62.1
Net kick average	36.8	40.0
TIME OF POSSESSION/Game	31:46	28:14
3RD-DOWN Conversions	37/90	43/105
3rd-Down Pct	41%	41%
4TH-DOWN Conversions	7/11	5/12
4th-Down Pct	64%	42%
SACKS BY-Yards	18-121	8-56
TOUCHDOWNS SCORED	33	17
FIELD GOALS-ATTEMPTS	6-11	13-16
ON-SIDE KICKS	0-0	0-1
RED-ZONE SCORES	(25-33) 76%	(18-23) 78%
RED-ZONE TOUCHDOWNS	(20-33) 61%	(10-23) 43%
PAT-ATTEMPTS	(30-32) 94%	(14-15) 93%

SCORE	1st	2nd	3rd	4th	Total
NC State	68	78	45	57	248
Opponents	34	61	30	34	159

## INDIVIDUAL STATISTICS

RUSHING	GP	Att	Gain	Loss	Net	Avg	TD	Long	Avg/G
Hines, N.	7	116	665	17	648	5.6	6	83	92.6
Gallaspy, R.	7	63	278	29	249	4.0	4	30	35.6
Samuels, J.	7	31	197	6	191	6.2	7	40	27.3
Finley, R.	7	27	135	55	80	3.0	1	46	11.4
McClendon, J.	2	6	67	0	67	11.2	0	29	33.5
Nichols, D.	5	8	39	2	37	4.6	1	14	7.4
Eason, W.	1	2	13	0	13	6.5	0	9	13.0
Louis, S.	7	1	0	6	-6	-6.0	0	0	-0.9
Meyers, J.	6	3	0	12	-12	-4.0	0	0	-2.0
TEAM	7	11	0	25	-25	-2.3	0	0	-3.6
Total.....	7	268	1394	152	1242	4.6	19	83	177.4
Opponents.....	7	210	842	203	639	3.0	6	53	91.3

PASSING	G	Effic	Cmp-Att-Int	Pct	Yds	TD	Lng	Avg/G
Finley, R.	7	150.65	172-248-0	69.4	1968	11	79	281.1
McClendon, J.	2	114.27	2-3-0	66.7	17	0	9	8.5
Samuels, J.	7	155.00	1-2-0	50.0	25	0	25	3.6
Locklear, G.	7	268.00	1-1-0	100.0	20	0	20	2.9
Meyers, J.	6	0.00	0-0-0	0.0	0	0	0	0.0
Total.....	7	150.72	176-254-0	69.3	2030	11	79	290.0
Opponents.....	7	127.59	156-271-6	57.6	2009	10	75	287.0

RECEIVING	G	No.	Yds	Avg	TD	Long	Avg/G
Samuels, J.	7	54	453	8.4	3	79	64.7
Harmon, K.	7	36	547	15.2	2	48	78.1
Meyers, J.	6	26	309	11.9	3	71	51.5
Louis, S.	7	25	352	14.1	2	39	50.3
Hines, N.	7	16	89	5.6	0	15	12.7
Riley, C.J.	7	5	98	19.6	0	45	14.0
Emezie, E.	7	5	47	9.4	0	14	6.7
Gallaspy, R.	7	2	13	6.5	0	11	1.9
Locklear, G.	7	2	9	4.5	0	5	1.3
Ramos, J.	6	1	30	30.0	1	30	5.0
Cook, C.	7	1	29	29.0	0	29	4.1
Parham, D.	6	1	25	25.0	0	25	4.2
Finley, R.	7	1	20	20.0	0	20	2.9
Nichols, D.	5	1	9	9.0	0	9	1.8
Total.....	7	176	2030	11.5	11	79	290.0
Opponents.....	7	156	2009	12.9	10	75	287.0

PUNT RETURNS	No.	Yds	Avg	TD	Long
Hines, N.	7	137	19.6	1	92
Total.....	7	137	19.6	1	92
Opponents.....	11	129	11.7	0	34

KICK RETURNS	No.	Yds	Avg	TD	Long
Hines, N.	16	375	23.4	0	50
Trowell, M.	1	23	23.0	0	23
Total.....	17	398	23.4	0	50
Opponents.....	28	607	21.7	1	97

# 2017 STATISTICS

INTERCEPTIONS	No.	Yds	Avg	TD	Long
Alston, J.	2	0	0.0	0	0
Boone, S.	1	47	47.0	1	47
Moore, A.	1	4	4.0	0	4
Stevens, Mi.	1	0	0.0	0	0
Pratt, G.	1	25	25.0	1	25
Total.....	6	76	12.7	2	47
Opponents.....	0	0	0.0	0	0

FUMBLE RETURNS	No.	Yds	Avg	TD	Long
Total.....	0	0	0.0	0	0
Opponents.....	0	0	0.0	0	0

2 point conv.

SCORING	TD	(R-P-Ret)	Rcv	Rsh	Pass	PAT	DXP	SAF	FG-FGA	Pts
Samuels, J.	10	(7-3-0)	-	-	-	-	-	-	-	60
Wise, C.	0	(0-0-0)	-	-	-	30-32	-	-	6-11	48
Hines, N.	7	(6-0-1)	-	-	-	-	-	-	-	44
Gallaspy, R.	4	(4-0-0)	-	-	-	-	-	-	-	24
Meyers, J.	3	(0-3-0)	-	-	-	-	-	-	-	18
Harmon, K.	2	(0-2-0)	-	-	-	-	-	-	-	12
Louis, S.	2	(0-2-0)	-	-	-	-	-	-	-	12
Boone, S.	1	(0-0-1)	-	-	-	-	-	-	-	6
Finley, R.	1	(1-0-0)	-	-	-	-	-	-	-	6
Nicholas, D.	1	(1-0-0)	-	-	-	-	-	-	-	6
Pratt, G.	1	(0-0-1)	-	-	-	-	-	-	-	6
Ramos, J.	1	(0-1-0)	-	-	-	-	-	-	-	6
Totals....	33	(19-11-3)	1	-	1-1	30-32	-	-	6-11	248
Opponents.....	17	(6-10-1)	-	1-1	0-1	14-15	-	1	13-16	159

TOTAL OFFENSE	G	Plays	Rush	Pass	Total	Avg/G
Finley, R.	7	275	80	1968	2048	292.6
Hines, N.	7	116	648	0	648	92.6
Gallaspy, R.	7	63	249	0	249	35.6
Samuels, J.	7	33	191	25	216	30.9
McClendon, J.	2	9	67	17	84	42.0
Nichols, D.	5	8	37	0	37	7.4
Locklear, G.	7	1	0	20	20	2.9
Eason, W.	1	2	13	0	13	13.0
Louis, S.	7	1	-6	0	-6	-0.9
Meyers, J.	6	3	-12	0	-12	-2.0
TEAM	7	11	-25	0	-25	-3.6
Total.....	7	522	1242	2030	3272	467.4
Opponents.....	7	481	639	2009	2648	378.3

FIELD GOALS	M-A	Pct	01-19	20-29	30-39	40-49	50-99	Lg	Blk
Wise, C.	6-11	.545	0-0	3-4	2-6	1-1	0-0	48	0
Total.....	6-11	.545	0-0	3-4	2-6	1-1	0-0	48	0
Opponents.....	13-16	.813	0-0	1-1	7-8	5-7	0-0	48	0

KICKOFFS	No.	Yds	Avg	TB	OB	Ret	Net	Yd Ln
Bambard, K.	47	2760	58.7	17	0	607	36.8	28
Total.....	47	2760	58.7	17	0	607	36.8	28
Opponents.....	35	2173	62.1	15	2	398	40.0	25

PUNTING	No.	Yds	Avg	Long	TB	FC	I20	50+	Blkd
Cole, A.J.	28	1254	44.8	69	2	7	17	8	1
TEAM	1	0	0.0	0	0	0	0	0	0
Total.....	29	1254	43.2	69	2	7	17	8	1
Opponents.....	32	1388	43.4	71	2	12	6	10	1

ALL PURPOSE	G	Rush	Rec	PR	KOR	IR	Tot	Avg/G
Hines, N.	7	648	89	137	375	0	1249	178.4
Samuels, J.	7	191	453	0	0	0	644	92.0
Harmon, K.	7	0	547	0	0	0	547	78.1
Louis, S.	7	-6	352	0	0	0	346	49.4
Meyers, J.	6	-12	309	0	0	0	297	49.5
Gallaspy, R.	7	249	13	0	0	0	262	37.4
Finley, R.	7	80	20	0	0	0	100	14.3
Riley, C.J.	7	0	98	0	0	0	98	14.0
McClendon, J.	2	67	0	0	0	0	67	33.5
Emezie, E.	7	0	47	0	0	0	47	6.7
Boone, S.	7	0	0	0	0	47	47	6.7
Nichols, D.	5	37	9	0	0	0	46	9.2
Ramos, J.	6	0	30	0	0	0	30	5.0
Cook, C.	7	0	29	0	0	0	29	4.1
Parham, D.	6	0	25	0	0	0	25	4.2
Pratt, G.	7	0	0	0	0	25	25	3.6
Trowell, M.	5	0	0	0	23	0	23	4.6
Eason, W.	1	13	0	0	0	0	13	13.0
Locklear, G.	7	0	9	0	0	0	9	1.3
Moore, A.	7	0	0	0	0	4	4	0.6
TEAM	7	-25	0	0	0	0	-25	-3.6
Total.....	7	1242	2030	137	398	76	3883	554.7
Opponents.....	7	639	2009	129	607	0	3384	483.4

## MISCELLANEOUS STATISTICS

### Third Down Conversions

	1st	2nd	3rd	4th	Totals
NC State	12-24 (.500)	8-20 (.400)	7-21 (.333)	10-25 (.400)	37-90 (.411)
Opponents	9-22 (.409)	15-30 (.500)	10-24 (.417)	9-29 (.310)	43-105 (.410)

### Fourth Down Conversions

	1st	2nd	3rd	4th	Totals
NC State	3-4 (.750)	1-1 (1.000)	1-1 (1.000)	2-5 (.400)	7-11 (.636)
Opponents	0-0 (.000)	2-3 (.667)	1-1 (1.000)	2-8 (.250)	5-12 (.417)

### Time of Possession

	1st	2nd	3rd	4th	Game
NC State	8:10	7:17	7:20	8:56	31:45
Opponents	6:49	7:42	7:39	6:03	28:14

### Average Field Position

	1st	2nd	3rd	4th	Totals
NC State	26	24	32	37	30
Opponents	27	27	28	29	27

### Scoring in the Red Zone

	Poss	TD	FG	TO	MFG	DOWN	TIME EXPIRED
NC State	33	20	5	1	4	2	1
Opponents	23	10	8	1	1	3	0

### First & Goal

	Poss	TD	FG	TO	MFG	DOWN	TIME EXPIRED
NC State	19	14	3	1	0	1	0
Opponents	10	8	1	1	0	0	0

# DEFENSE/STARTERS

## DEFENSIVE STATISTICS

Name	GP-GS	Ht	Ast	Tot	TFL	Sk	QP	FF/FR	PBU	INT
Fernandez, J.	7-7	25	31	56	3-5	-	3	1/0	-	-
J. Morehead	7-6	29	16	45	1-2	-	1	0/1	4	-
Chubb, B.	7-7	19	18	37	14-67	6.5-49	7	1/0	2	-
Pratt, G.	7-0	15	18	33	2.5-6	-	-	0/1	2	1-25
Alston, J.	7-7	20	12	32	2.5-12	1-9	-	-	4	2-0
Moore, A.	7-7	15	17	32	1-2	-	3	-	3	1-4
Boone, S.	7-7	21	9	30	3-19	2-16	3	-	2	1-47
Hill, B.J.	7-7	7	17	24	1-5	1-5	2	-	2	-
Roseboro, D.	7-0	13	9	22	6-38	1.5-16	2	1/0	1	-
Jones, J.	7-7	9	11	20	5.5-15	2.5-7	2	0/1	-	-
Street, K.	7-7	8	11	19	3.5-6	1-2	2	1/1	2	-
McCloud, N.	7-6	12	7	19	-	-	-	-	5	-
Kidd-Glass, T.	7-6	12	6	18	-	-	1	-	2	-
Bryant, E.	7-0	7	4	11	2.5-14	2-13	1	-	-	-
Smith-Williams, J.	7-0	5	4	9	1.5-5	0.5-4	-	0/1	-	-
Stevens, M.	3-1	8	1	9	-	-	-	-	1	1-0
Frazier, S.	7-0	2	4	6	-	-	-	-	-	-
Lacy, N.	7-0	3	3	6	-	-	-	-	-	-
Morrison, S.	7-0	3	2	5	-	-	-	-	-	-
Valdez, J.	2-0	5	0	5	-	-	-	-	-	-
Miller, B.	6-0	3	2	5	-	-	-	-	-	-
Wright, D.	4-1	2	2	4	-	-	-	-	-	-
Acceus, L.	6-0	2	1	3	-	-	-	-	-	-
Banks, B.	4-0	1	1	2	-	-	-	-	-	-
Phillips, F.	1-0	0	1	1	-	-	-	-	-	-
Saunders, B.	7-0	1	0	1	-	-	-	-	-	-
Holden, D.	2-0	0	1	1	-	-	-	-	-	-
Stallings, I.	6-1	1	0	1	-	-	-	-	-	-
NCSU		257	212	469	47-196	18-121	27	4/5	30	6-76
Opponent		258	294	552	44-148	8-56	8	3/3	18	0-0

Chubb, B. - Blocked PAT (Louisville)  
 Louis, S. - Blocked Punt (Furman)

## SPECIAL TEAMS TACKLES

Lacy, Nicklas	6	Bambard, Kyle	1
Bodine, Brady	5	Boone, Shawn	1
Morrison, Stephen	5	Cole, A.J.	1
Acceus, Louis	3	Cook, Cole	1
Miller, Brock	3	Griffiths, Tyler	1
Pratt, Germaine	3	Hines, Nyheim	1
Emezie, Emeka	2	Morehead, Jarius	1
		Nichols, Dakwa	1
		Saunders, Raven	1
		Stallings, Isaiah	1
		Valdez, James	1
		Wright, Dexter	1

## IN THE RED ZONE

Offense	No.	Scores	Defense	No.	Scores
South Carolina	6	4	South Carolina	2	2
MARSHALL	3	2	MARSHALL	3	2
FURMAN	5	4	FURMAN	1	1
Florida State	4	4	Florida State	6	5
SYRACUSE	6	5	SYRACUSE	6	4
LOUISVILLE	6	4	LOUISVILLE	4	3
Pittsburgh	3	2	Pittsburgh	1	1
Notre Dame			Notre Dame		
CLEMSON			CLEMSON		
Boston College			Boston College		
Wake Forest			Wake Forest		
North Carolina			North Carolina		

## GAME-BY-GAME STARTERS

OFF.	USC	MARSH	FURM	FSU	SYR	LOU	PITT	ND	CLEM	BC	WAKE	UNC
LT	T. Jones	T. Jones	T. Jones	T. Jones	T. Jones	T. Jones	T. Jones					
LG	Prescod	Sculthorpe	Prescod	Prescod	Prescod	Prescod	Prescod					
C	Bradbury	Bradbury	Bradbury	Bradbury	Bradbury	Bradbury	Bradbury					
RG	Adams	Adams	Adams	Adams	Adams	Adams	Adams					
RT	Witt	Prescod	Richardson	Richardson	Richardson	Richardson	Richardson					
QB	Finley	Finley	Finley	Finley	Finley	Finley	Finley					
HB	Hines	Gallaspy	Hines	Hines	Hines	Hines	Hines					
H	Samuels	Samuels	Samuels	Samuels	Samuels	Samuels	Samuels					
TE/WR	Cook	Cook	Cook	Cook	Meyers	Meyers	Cook					
WR	Louis	Ramos	Louis	Louis	Louis	Louis	Louis					
WR	Harmon	Meyers	Harmon	Harmon	Harmon	Harmon	Harmon					
PK	Wise	Wise	Wise	Wise	Wise	Wise	Wise					
DEF.	USC	MARSH	FURM	FSU	SYR	LOU	PITT	ND	CLEM	BC	WAKE	UNC
DE	Chubb	Chubb	Chubb	Chubb	Chubb	Chubb	Chubb					
DT	J. Jones	J. Jones	J. Jones	J. Jones	J. Jones	J. Jones	J. Jones					
DT	Hill	Hill	Hill	Hill	Hill	Hill	Hill					
DE	Street	Street	Street	Street	Street	Street	Street					
WLB	Moore	Moore	Moore	Moore	Moore	Moore	Moore					
MLB	Fernandez	Fernandez	Fernandez	Fernandez	Fernandez	Fernandez	Fernandez					
NICK	Boone	Boone	Boone	Boone	Boone	Boone	Boone					
CB	McCloud	McCloud	McCloud	McCloud	McCloud	McCloud	Stevens					
S	Morehead	Stallings	Morehead	Morehead	Morehead	Morehead	Morehead					
S	Wright	Kidd-Glass	Kidd-Glass	Kidd-Glass	Kidd-Glass	Kidd-Glass	Kidd-Glass					
CB	Alston	Alston	Alston	Alston	Alston	Alston	Alston					
P	Cole	Cole	Cole	Cole	Cole	Cole	Cole					



# GAME BY GAME TEAM STATS

(NC State Totals on Top)

	USC	MARSH	FURM	FSU	SYR	LOU	PITT	ND	CLEM	BC	WAKE	UNC
Total Offense	504 246	485 451	490 329	365 382	462 444	520 470	446 326					
Plays	99 50	69 68	69 66	70 65	81 78	71 77	63 77					
Yards/Play	5.1 4.9	7.0 6.6	7.1 5.0	5.2 5.9	5.7 5.7	7.3 6.1	7.1 4.2					
Yards Rushing	89 31	144 101	242 133	110 104	256 59	153 116	248 95					
Rush Attempts	35 21	33 25	39 47	37 26	47 30	39 29	38 32					
Yards Passing	415 215	341 350	248 196	255 278	206 385	367 354	198 231					
Pass Attempts	64 29	36 43	30 19	33 39	34 48	32 48	25 45					
Pass Completions	45 17	29 26	24 11	23 22	21 30	20 26	14 24					
Had Intercepted	0 1	0 1	0 1	0 0	0 1	0 1	0 1					
Comp. Pct.	.703 .586	.806 .605	.800 .588	.697 .564	.617 .625	.625 .542	.560 .690					
First Downs	29 12	23 18	25 16	21 15	29 20	23 25	18 20					
Total Touchdowns	4 5	5 2	7 1	3 1	4 3	5 3	5 2					
Rush/Pass/Return	2/2/0 1/3/1	2/3/0 0/2/0	5/1/1 0/1/0	1/2/0 0/1/0	4/1/0 2/1/0	3/1/1 2/1/0	3/1/1 1/1/0					
Poss. Time	36:41 23:19	30:57 29:03	29:16 30:44	33:22 26:38	36:29 23:31	30:33 29:27	25:02 34:58					
3rd Down Conv.	9-20 5-12	3-10 6-15	7-11 8-16	5-12 4-14	3-12 7-17	5-12 9-16	5-13 4-15					
Punts-Yards	4-196 6-280	4-169 4-178	3-113 3-120	5-166 4-189	4-207 3-141	3-135 5-203	6-268 7-277					
Punt Avg.	49.0 46.7	42.2 44.5	37.7 40.0	33.2 47.2	51.8 47.0	45.0 40.6	44.7 39.6					
Fumbles-Lost	2-2 0-0	0-0 1-1	1-0 2-2	0-0 1-1	2-0 0-0	2-1 0-0	0-0 2-1					
Total Turnovers	2 1	0 2	0 3	0 1	0 1	1 1	0 2					
Penalties-Yards	8-65 6-45	3-33 9-86	5-50 1-5	6-41 11-93	6-49 12-93	6-50 10-69	3-39 1-10					
Punt Ret-Yds.	3-40-0 3-26-0	0-0-0 0-0-0	0-0-0 0-0-0	0-0-0 4-38-0	0-0-0 2-32-0	2-3-0 0-0-0	2-94-1 2-33-0					
KO Ret-Yds.	2-39-0 4-141-1	4-94-0 7-112-0	3-91-0 2-41-0	1-21-0 3-100-0	2-33-0 4-57-0	4-105-0 3-71-0	1-15-0 5-85-0					
INT-Yards	1-0-0 0-0-0	1-4-0 0-0-0	1-47-1 0-0-0	0-0-0 0-0-0	1-0-0 0-0-0	1-25-1 0-0-0	1-0-0 0-0-0					
Sacks By-Yards	2-18 4-26	1-11 2-9	2-9 1-12	4-21 1-9	3-24 0-0	4-24 0-0	1-12 0-0					

# GAME BY GAME INDIVIDUAL STATS

## RUSHING

Att.-Yds.-TD	Finley	Gallaspy	Hines	McClendon, J.	Nichols	Samuels
South Carolina	5-(-22)-1	13-27-0	15-81-1	0-0-0	0-0-0	1-9-0
MARSHALL	5-42-0	12-61-2	13-29-0	0-0-0	0-0-0	2-13-0
FURMAN	2-(-6)-0	7-22-0	11-92-1	6-67-0	6-38-1	5-16-3
Florida State	0-0-0	2-29-0	24-94-0	0-0-0	1-(-2)-0	5-11-1
SYRACUSE	5-37-0	10-33-1	19-115-1	0-0-0	1-1-0	9-74-1
LOUISVILLE	7-19-0	8-31-1	18-102-2	0-0-0	0-0-0	3-6-0
Pittsburgh	3-10-0	11-46-0	16-135-1	0-0-0	0-0-0	6-62-2
Notre Dame						
CLEMSON						
Boston College						
Wake Forest						
NORTH CAROLINA						

## RECEIVING

Rec.-Yds.-TD	Cook	Emezic	Gallaspy	Harmon	Hines	Louis	Meyers	Parham	Ramos	Riley	Samuels
South Carolina	1-29-0	1-14-0	2-13-0	10-114-0	4-32-0	5-39-0	5-62-1	0-0-0	0-0-0	2-27-0	15-85-1
MARSHALL	0-0-0	2-14-0	0-0-0	9-121-1	4-14-0	5-73-1	2-10-0	0-0-0	0-0-0	1-45-0	5-60-1
FURMAN	0-0-0	2-19-0	0-0-0	5-33-0	1-7-0	6-56-0	0-0-0	0-0-0	1-30-1	1-14-0	6-75-0
Florida State	0-0-0	0-0-0	0-0-0	1-16-0	1-8-0	2-18-0	5-112-1	1-25-0	0-0-0	1-12-0	12-64-1
SYRACUSE	0-0-0	0-0-0	0-0-0	2-17-0	2-8-0	4-67-1	7-57-0	0-0-0	0-0-0	0-0-0	5-37-0
LOUISVILLE	0-0-0	0-0-0	0-0-0	6-133-1	2-15-0	3-99-0	2-16-0	0-0-0	0-0-0	0-0-0	7-104-0
Pittsburgh	0-0-0	0-0-0	0-0-0	3-113-0	2-5-0	0-0-0	5-52-1	0-0-0	0-0-0	0-0-0	4-28-0
Notre Dame											
CLEMSON											
Boston College											
Wake Forest											
NORTH CAROLINA											

## PASSING

FINLEY	Cmp	Att	Yds	Pct.	Int	TD
South Carolina	45	64	415	.703	0	2
MARSHALL	29	36	341	.806	0	3
FURMAN	22	27	231	.815	0	1
Florida State	22	32	230	.688	0	2
SYRACUSE	20	33	186	.606	0	1
LOUISVILLE	20	31	367	.645	0	1
Pittsburgh	14	25	198	.560	0	1
Notre Dame						
CLEMSON						
Boston College						
Wake Forest						
NORTH CAROLINA						

## FIELD GOALS

WISE	
South Carolina	(29)
MARSHALL	31
FURMAN	(38)
Florida State	24, 30
SYRACUSE	26, 48, (31)
LOUISVILLE	21, (35)
Pittsburgh	(34)
Notre Dame	
CLEMSON	
Boston College	
Wake Forest	
NORTH CAROLINA	

## PUNTING

COLE	Att.	Yds.	Avg.	+50	In20
South Carolina	4	196	49.0	1	2
MARSHALL	4	169	42.2	0	3
FURMAN	3	113	37.7	0	3
Florida State	4	166	41.5	0	1
SYRACUSE	4	207	51.8	3	3
LOUISVILLE	3	125	45.0	1	2
Pittsburgh	6	268	44.7	3	3
Notre Dame					
CLEMSON					
Boston College					
Wake Forest					
NORTH CAROLINA					

MCCLENDON	Cmp	Att	Yds	Pct.	Int	TD
South Carolina			DNP			
MARSHALL			DNP			
FURMAN	2	3	17	.667	0	0
Florida State			DNP			
SYRACUSE			DNP			
LOUISVILLE	0	0	0	----	0	0
Pittsburgh			DNP			
Notre Dame						
CLEMSON						
Boston College						
Wake Forest						
NORTH CAROLINA						

Misses in ( )

## KICKOFF RETURNS

Ret-Yds-TD	HINES
South Carolina	2-39-0
MARSHALL	4-94-0
FURMAN	2-68-0
Florida State	1-21-0
SYRACUSE	2-33-0
LOUISVILLE	4-105-0
Pittsburgh	1-15-0
Notre Dame	
CLEMSON	
Boston College	
Wake Forest	
NORTH CAROLINA	

## PUNT RETURNS

Ret-Yds-TD	HINES
South Carolina	3-40-0
MARSHALL	0-0-0
FURMAN	0-0-0
Florida State	0-0-0
SYRACUSE	0-0-0
LOUISVILLE	2-3-0
Pittsburgh	2-94-1
Notre Dame	
CLEMSON	
Boston College	
Wake Forest	
NORTH CAROLINA	

# GAME BY GAME DEFENSIVE STATS

PLAYER, POS	TACKLES											
	USC	MARSH	FURM	FSU	SYR	LOU	PITT	ND	CLEM	BC	WF	UNC
Acceus, L. - LB	-	1	-	-	1	-	1	-	-	-	-	-
Alston, J. - CB	3	7	1	7	3	4	7	-	-	-	-	-
Banks, B. - CB	-	-	2	-	-	-	-	-	-	-	-	-
Boone, S. - NIK	5	5	2	3	5	6	4	-	-	-	-	-
Bryant, E. - DT	2	2	-	2	3	2	-	-	-	-	-	-
Chubb, B. - DE	5	7	2	7	8	6	2	-	-	-	-	-
Fernandez, J. - LB	9	7	5	9	14	7	5	-	-	-	-	-
Frazier, S. - DT	-	-	3	1	-	1	1	-	-	-	-	-
Hill, B.J. - DT	2	1	6	2	6	4	3	-	-	-	-	-
Holden, D. - DE	-	1	-	-	-	-	-	-	-	-	-	-
Jones, J. - DT	-	-	7	2	7	3	1	-	-	-	-	-
Kidd-Glass, T. - S	1	2	2	2	3	3	5	-	-	-	-	-
Lacy, N. - CB	1	-	-	2	1	1	1	-	-	-	-	-
McCloud, N. - CB	3	4	1	3	2	-	6	-	-	-	-	-
Miller, B. - LB	1	-	3	-	-	1	-	-	-	-	-	-
Moore, A. - LB	1	6	8	5	1	8	3	-	-	-	-	-
Morehead, J. - S	6	5	5	7	8	11	3	-	-	-	-	-
Morrison, S. - S	-	-	1	2	-	1	1	-	-	-	-	-
Phillips, F. - NIK	1	-	-	-	-	-	-	-	-	-	-	-
Pratt, G. - LB	5	5	5	5	3	1	9	-	-	-	-	-
Roseboro, D. - DE	1	1	9	-	5	1	5	-	-	-	-	-
Saunders, R. - LB	-	1	-	-	-	-	-	-	-	-	-	-
Smith-Williams, J. - DE	-	1	6	1	-	1	-	-	-	-	-	-
Stallings, I. - S	-	-	-	-	1	-	-	-	-	-	-	-
Stevens, Mi. - CB	-	-	-	-	3	5	1	-	-	-	-	-
Street, K. - DE	2	2	5	-	4	2	4	-	-	-	-	-
Valdez, J. - CB	1	4	-	-	-	-	-	-	-	-	-	-
Wright, D. - S	2	-	-	-	-	-	2	-	-	-	-	-

## TACKLES FOR LOSS (No.-Yards)

PLAYER, POS	USC	MARSH	FURM	FSU	SYR	LOU	PITT	ND	CLEM	BC	WF	UNC
Alston, J. - CB	1-9	-	-	-	1-2	0.5-1	-	-	-	-	-	-
Boone, S. - NIK	1-9	-	-	-	-	1-7	-	-	-	-	-	-
Bryant, E. - DT	0.5-1	-	-	-	-	2-13	-	-	-	-	-	-
Chubb, B. - DE	2-3	3-16	0.5-1	3-14	3.5-24	2-9	-	-	-	-	-	-
Fernandez, J. - LB	0.5-1	0.5-1	0.5-1	0.5-1	-	-	1-1	-	-	-	-	-
Hill, B.J. - DT	-	-	-	1-5	-	-	-	-	-	-	-	-
Jones, J. - DT	-	-	0.5-0	1-3	2.5-9	0.5-0	1-3	-	-	-	-	-
Moore, A. - LB	-	-	-	-	-	-	1-2	-	-	-	-	-
Morehead, J. - S	-	0.5-1	-	0.5-1	-	-	-	-	-	-	-	-
Pratt, G. - LB	-	-	1-3	-	0.5-2	-	1-1	-	-	-	-	-
Roseboro, D. - DE	-	-	2.0-14	-	1-5	-	3-19	-	-	-	-	-
Smith-Williams, J. - DE	-	-	1.5-5	-	-	-	-	-	-	-	-	-
Street, K. - DE	1-2	-	2-3	-	0.5-1	-	-	-	-	-	-	-

## SACKS (No.-Yards)

PLAYER, POS	USC	MARSH	FURM	FSU	SYR	LOU	PITT	ND	CLEM	BC	WF	UNC
Alston, J. - CB	1-9	-	-	-	-	-	-	-	-	-	-	-
Boone, S. - NIK	1-9	-	-	-	-	1-7	-	-	-	-	-	-
Bryant, E. - DT	-	-	-	-	-	2-13	-	-	-	-	-	-
Chubb, B. - DE	-	1-11	0.5-1	2-13	2-20	1-4	-	-	-	-	-	-
Hill, B.J. - DT	-	-	-	1-5	-	-	-	-	-	-	-	-
Jones, J. - DT	-	-	0.5-0	1-3	1-4	-	-	-	-	-	-	-
Roseboro, D. - DE	-	-	0.5-4	-	-	-	1-12	-	-	-	-	-
Smith-Williams, J. - DE	-	-	0.5-5	-	-	-	-	-	-	-	-	-
Street, K. - DE	1-2	-	-	-	-	-	-	-	-	-	-	-

## INTERCEPTIONS (No.-Yards)

PLAYER, POS	USC	MARSH	FURM	FSU	SYR	LOU	PITT	ND	CLEM	BC	WF	UNC
Alston, J. - CB	1-0	-	-	-	1-0	-	-	-	-	-	-	-
Boone, S. - NIK	-	-	1-47	-	-	-	-	-	-	-	-	-
Moore, A. - LB	-	1-4	-	-	-	-	-	-	-	-	-	-
Pratt, G. - LB	-	-	-	-	-	1-25	-	-	-	-	-	-
Stevens, Mi. - CB	-	-	-	-	-	-	1-0	-	-	-	-	-



# PARTICIPATION

Name, Pos	USC	MAR	FUR	FSU	CUSE	LOU	PITT	ND	CLEM	BC	WAKE	UNC	2017 Tot.	2017 GP-GS	Career GP-GS
Acceus, Louis - LB	DNP	ST	ST	ST	ST	ST	ST						ST	6-0	6-0
Adams, Tony - OG	103	71	55	74	87	73	64						527	7-7	45-42
Alston, Johnathan - CB	52	45	38	65	58	66	58						382	7-7	39-17
Autenrieth, Dylan - TE	1	11	16	18	18	9	9						82	7-0	7-0
Bambard, Kyle - PK	ST	ST	ST	ST	ST	ST	ST						ST	7-0	33-20
Banks, Bryce - CB	DNP	DNP	17	ST	ST	ST	ST						17	5-0	5-0
Bodine, Brady - RB	ST	ST	ST	ST	ST	ST	ST						ST	7-0	27-0
Boone, Shawn - NIC	50	70	51	65	83	81	78						478	7-7	42-21
Bradbury, Garrett - C	103	71	55	74	87	67	64						521	7-7	29-20
Bryant, Eurndraus - DT	20	26	4	27	16	29	35						157	7-0	32-0
Chubb, Bradley - DE	47	57	34	51	64	76	53						382	7-7	44-33
Cole, A.J. - P	ST	ST	ST	ST	ST	ST	ST						ST	7-7	33-33
Cook, Cole - TE	55	45	39	47	50	37	44						317	7-5	45-20
Czesak, Cayman - NIC	DNP	DNP	DNP	DNP	DNP	DNP	ST						--	1-0	1-0
Daniel, Peter - OG	6	ST	18	ST	ST	ST	1						25	7-0	32-0
Eason, Will - RB	DNP	DNP	5	DNP	DNP	DNP	DNP						5	1-0	1-0
Emezie, Emeka - WR	10	16	30	3	13	ST	ST						72	7-0	7-0
Fedd-Jackson, Joshua - OG	ST	ST	16	ST	ST	ST	ST						16	7-0	7-0
Fernandez, Jerod - LB	43	53	45	48	77	67	40						306	7-7	45-37
Finley, Ryan - QB	106	71	55	74	86	74	64						530	7-7	20-20
Frazier, Shug - DT	2	13	32	10	20	10	23						110	7-0	7-0
Gallaspy, Reggie - RB	48	34	21	8	18	27	28						184	7-1	31-2
Grier, Vernon - CB	DNP	ST	DNP	DNP	DNP	DNP	DNP						ST	1-0	4-0
Griffiths, Tyler - LS	ST	ST	ST	ST	ST	ST	ST						ST	7-0	33-0
Harmon, Kelvin - WR	94	53	40	61	53	68	55						424	7-6	20-10
Hill, B.J. - DT	46	55	34	54	64	76	54						383	7-7	45-38
Hines, Nyheim - RB	53	37	28	54	52	42	32						298	7-6	32-16
Holden, Deonte - DE	1	2	INJ	INJ	INJ	DNP	1						4	3-0	4-0
Ingram, Chris - CB	ST	ST	21	ST	ST	ST	ST						21	7-0	7-0
Jones, Justin - DT	28	42	54	37	68	57	42						328	7-7	43-23
Jones, Tyler - OT	103	71	55	74	87	73	64						527	7-7	31-26
Kidd-Glass, Tim - S	17	71	67	68	83	82	57						445	7-6	15-6
Lacy, Nicholas - CB	ST	ST	10	ST	ST	ST	ST						10	7-0	34-0
Locklear, Gavin - WR	19	9	21	1	4	ST	5						59	7-0	32-0
Louis, Stephen - WR	95	49	38	55	64	51	53						405	7-6	32-18
McClendon, Jalan - QB	DNP	DNP	16	DNP	DNP	1	DNP						17	2-0	19-0
McCloud, Nick - CB	52	71	45	65	68	25	55						381	7-6	18-7
Meyers, Jakobi - WR	47	34	DNP	20	46	47	36						230	6-3	19-3
Miller, Brock - LB	ST	ST	14	ST	ST	ST	INJ	INJ	INJ	INJ	INJ	INJ	14	6-0	6-0
Moore, Airius - LB	30	54	57	46	44	67	63						361	7-7	46-37
Morehead, Jarius - S	52	52	67	68	84	82	70						475	7-6	20-7
Morrison, Stephen - SAF	ST	ST	ST	ST	ST	ST	ST						ST	7-0	14-0
Nichols, Dakwa - RB	ST	1	10	7	1	INJ	INJ	INJ	INJ	INJ	INJ	INJ	19	5-0	41-2
Nicholson, Riley - LB	ST	INJ	INJ	INJ	INJ	INJ	INJ	INJ	INJ	INJ	INJ	INJ	ST	1-0	25-5
Parham, Dylan - TE	2	ST	11	8	2	INJ	3						26	6-0	6-0
Phillips, Freddie - NIC	8	INJ	INJ	INJ	INJ	INJ	INJ	INJ	INJ	INJ	INJ	INJ	8	1-0	26-0
Pratt, Germaine - LB	25	33	28	34	43	28	47						238	7-0	33-1
Prescod, Terronne - OG	61	55	55	74	86	70	64						465	7-7	32-10
Ramos, JuMichael - WR	DNP	5	15	10	8	7	10						55	6-1	40-10
Richardson, Will - OT	SUSP	SUSP	54	74	87	73	64						352	5-5	28-24
Riley, C.J. - WR	16	16	25	28	26	17	5						133	7-0	7-0
Riley, Tyrone - DE	ST	ST	5	ST	ST	ST	5						10	7-0	19-0
Roseboro, Darian - DE	19	29	35	27	50	39	37						236	7-0	33-1
Ruocchio, Thomas - TE	DNP	DNP	4	DNP	DNP	DNP	DNP						4	1-0	1-0
Samuels, Jaylen - H	82	46	33	51	66	60	40						378	7-7	46-29
Saunders, Raven - LB	ST	ST	ST	ST	ST	ST	ST						ST	7-0	7-0
Sculthorpe, Joe - OL	42	71	16	ST	1	9	ST						139	7-1	7-1
Smith, Bryan - DT/FB	1	2	ST	ST	ST	ST	ST						3	7-0	10-0
Smith-Williams, James - DE	3	13	27	16	20	10	20						109	7-0	19-0
Stallings, Isaiah - SAF	ST	19	ST	DNP	ST	ST	9						28	6-1	6-1
Stephens, Daeshawn - WR	ST	ST	5	ST	DNP	DNP	DNP						5	4-0	4-0
Stevens, Matt - LB	DNP	DNP	ST	DNP	ST	ST	ST						ST	4-0	4-0
Stevens, Mike - CB	INJ	INJ	INJ	INJ	33	65	45						143	3-1	39-23
Street, Kentavius - DE	30	43	39	41	34	47	42						276	7-7	45-28
Trowell, Maurice - WR	DNP	DNP	10	ST	ST	ST	ST						10	5-0	31-8
Valdez, James - CB	ST	26	INJ	INJ	INJ	INJ	INJ	INJ	INJ	INJ	INJ	INJ	26	2-0	2-0
Walton, Philip - OT	ST	ST	16	ST	ST	ST	ST						16	7-0	7-0
Wise, C. - PK	ST	ST	ST	ST	ST	ST	ST						ST	7-7	7-7
Witt, Justin - OT	103	16	17	DNP	DNP	ST	DNP						136	4-1	4-1
Wright, Dexter - S	24	INJ	INJ	INJ	1	ST	22						47	4-1	17-1

# 2017 NC STATE DRIVE CHARTS

## NC State vs. South Carolina

Qtr	Spot	Obtained	PI-Yds	TOP	Result
1	S25	Kickoff	14-75	5:51	Touchdown
	S25	Kickoff	9-75	3:07	Touchdown
2	S24	Punt	5-16	1:25	Fumble
	S25	Kickoff	12-63	5:29	Missed FG
3	S21	Punt	10-79	1:38	Touchdown
	S25	Kickoff	5-15	1:41	Punt
	S33	Kickoff	3-(-20)	1:18	Fumble
	S13	Kickoff	6-7	3:39	Punt
	S21	Punt	3-7	1:03	Punt
4	C46	Punt	9-46	3:33	Touchdown
	S31	Interception	5-18	3:24	Punt
	S48	Punt	5-21	1:15	Downs
	S28	Punt	14-62	3:00	Downs

## NC State vs. Marshall

Qtr	Spot	Obtained	PI-Yds	TOP	Result
1	S27	Punt	7-59	2:48	Field Goal
	S35	Kickoff	3-0	0:47	Punt
	S20	Kickoff	8-29	3:08	Punt
2	S38	Punt	3-5	1:49	Punt
	S32	Kickoff	6-68	2:48	Touchdown
	S20	Kickoff	8-80	2:56	Touchdown
	S18	Punt	7-82	1:21	Touchdown
3	S30	Kickoff	13-70	6:56	Touchdown
	S29	Missed FG	7-56	2:56	Downs
4	S44	Punt	5-17	3:23	Punt
	M23	Fumble	1-23	0:06	Touchdown
	S04	Interception	2-3	1:34	End of half

## NC State vs. Furman

Qtr	Spot	Obtained	PI-Yds	TOP	Result
1	S25	Kickoff	12-75	5:07	Touchdown
	S40	Punt	7-60	2:39	Touchdown
	F42	Kickoff	6-42	2:38	Touchdown
2	S20	Punt	7-25	3:03	Punt
	S24	Kickoff	11-76	2:11	Touchdown
3	S25	Kickoff	6-28	2:46	Punt
	F49	Punt	4-49	1:27	Touchdown
	F00	Interception	0-0	0:00	Touchdown
	F23	Fumble	2-23	0:29	Touchdown
4	S30	Kickoff	4-30	3:02	Punt
	F40	Downs	6-19	2:46	Missed FG
	F46	Fumble	5-33	2:43	End of half

## NC State vs. Florida State

Qtr	Spot	Obtained	PI-Yds	TOP	Result
1	S36	Punt	12-58	4:34	Field Goal
	S24	Punt	10-76	4:28	Touchdown
2	S25	Kickoff	3-8	1:29	Punt
	S02	Fumble	3-4	1:33	Punt
	S20	Missed FG	4-80	1:33	Touchdown
	S25	Kickoff	1-(-2)	0:05	End of half
3	S21	Kickoff	3-2	1:23	Punt
	S25	Kickoff	11-63	5:27	Field Goal
	S19	Punt	5-31	2:23	Punt
4	S25	Kickoff	10-75	4:52	Touchdown
	S03	Punt	2-(-3)	0:45	Safety
	S41	Downs	3-(-5)	1:43	Punt
	S25	Kickoff	5-11	3:01	End of half

## NC State vs. Syracuse

Qtr	Spot	Obtained	PI-Yds	TOP	Result
1	S35	Kickoff	15-57	6:59	Field Goal
	S43	Interception	7-26	2:47	Field Goal
	S30	Missed FG	5-70	1:04	Touchdown
2	S25	Kickoff	5-75	2:22	Touchdown
	S17	Downs	10-83	5:26	Touchdown
	S20	Punt	9-66	1:06	Missed FG
3	S18	Kickoff	5-14	2:08	Punt
	S47	Punt	3-3	1:25	Punt
	S29	Kickoff	3-6	1:32	Punt
4	S35	Punt	10-65	5:02	Touchdown
	S15	Downs	3-2	1:47	Punt
	C47	Kickoff	9-18	4:39	End of half

## NC State vs. Louisville

Qtr	Spot	Obtained	PI-Yds	TOP	Result
1	S27	Punt	9-54	4:10	Fumble
	S01	Punt	10-56	4:08	Punt
2	S41	Punt	5-59	1:42	Touchdown
	S09	Kickoff	6-87	2:21	Field Goal
3	S23	Punt	7-77	1:36	Touchdown
	S28	Kickoff	13-55	5:40	Missed FG
4	S22	Kickoff	9-78	3:36	Touchdown
	L45	Kickoff	5-45	2:22	Touchdown
	S43	Punt	5-14	2:58	Punt
	S35	Kickoff	3-5	1:01	Punt
L00	Interception	0-0	0:00	Touchdown	
	S19	Downs	1-(-2)	0:36	End of half

## NC State vs. Pittsburgh

Qtr	Spot	Obtained	PI-Yds	TOP	Result
1	S25	Kickoff	9-41	4:24	Downs
	S08	Punt	3-5	1:30	Punt
	S17	Kickoff	2-83	0:28	Touchdown
2	P00	Punt	0-0	0:00	Touchdown
	S28	Punt	4-25	1:20	Punt
	S12	Punt	3-5	1:08	Punt
3	S25	Kickoff	10-58	2:29	Missed FG
	S35	Missed FG	1-0	0:09	End of half
	P42	Interception	3-1	1:24	Punt
	S42	Punt	5-21	2:34	Punt
4	S34	Punt	5-66	2:00	Touchdown
	S27	Punt	9-73	3:54	Touchdown
	S25	Kickoff	3-(-1)	1:28	Punt
	S41	Downs	6-59	1:26	Touchdown
P38	Fumble	2-(-5)	0:48	End of half	

# 2017 OPPONENT DRIVE CHARTS

## South Carolina vs. NC State

Qtr	Spot	Obtained	PI-Yds	TOP	Result
1	S00	Kickoff	0-0	0:13	Touchdown
	C20	Kickoff	11-80	4:58	Touchdown
	C27	Kickoff	3-4	0:54	Punt
2	S40	Fumble	8-40	3:18	Touchdown
	C20	Missed FG	5-20	2:46	Punt
	C33	Kickoff	1-(-2)	0:04	End of half
3	C49	Punt	3-51	1:25	Touchdown
	S13	Fumble	2-13	1:16	Touchdown
	C36	Punt	3-3	1:45	Punt
	C03	Punt	3-1	1:41	Punt
4	C25	Kickoff	3-5	0:59	Interception
	C06	Punt	4-11	2:09	Punt
	C31	Downs	3-2	1:28	Punt
	C10	Downs	1-(-2)	0:06	End of half

## Marshall vs. NC State

Qtr	Spot	Obtained	PI-Yds	TOP	Result
1	M18	Kickoff	4-10	1:57	Punt
	M15	Kickoff	9-85	3:45	Touchdown
	M18	Punt	6-66	2:27	Field Goal
2	M09	Punt	3-(-4)	0:58	Punt
	M16	Punt	9-56	3:47	Field Goal
	M25	Kickoff	1-75	0:12	Touchdown
	M42	Kickoff	3-0	0:21	Punt
3	M29	Kickoff	1-(-2)	0:15	End of half
	M15	Kickoff	16-56	7:55	Missed FG
4	M16	Downs	6-5	2:51	Punt
	M20	Punt	4-3	1:38	Fumble
	M47	Kickoff	9-50	2:18	Interception

## Furman vs. NC State

Qtr	Spot	Obtained	PI-Yds	TOP	Result
1	F25	Kickoff	11-47	5:07	Field Goal
	F25	Kickoff	3-2	1:19	Punt
	F25	Kickoff	9-58	3:19	Field Goal
2	F27	Kickoff	3-2	2:13	Punt
	F07	Punt	4-93	1:37	Touchdown
3	F22	Kickoff	1-(-2)	0:18	End of half
	F12	Punt	9-21	3:37	Punt
	F25	Kickoff	7-26	3:18	Interception
	F25	Kickoff	3-(-2)	1:25	Fumble
4	F25	Kickoff	8-46	3:22	Field Goal
	F12	Punt	5-28	2:17	Downs
	F21	Missed FG	6-25	2:41	Fumble

## Florida State vs. NC State

Qtr	Spot	Obtained	PI-Yds	TOP	Result
1	F25	Kickoff	3-(-4)	2:17	Punt
	F25	Kickoff	3-0	0:21	Punt
	F25	Kickoff	12-75	5:56	Touchdown
2	F34	Punt	7-64	3:47	Fumble
	S36	Punt	5-23	2:28	Missed FG
3	F41	Kickoff	10-39	1:24	Field Goal
	F37	Punt	6-44	1:58	Field Goal
	F25	Kickoff	4-15	1:29	Punt
4	F12	Punt	7-68	3:06	Field Goal
	F24	Kickoff	5-19	1:59	Punt
	S40	Kickoff	4-(-1)	1:04	Downs
	S23	Punt	4-6	0:30	Field Goal

## Syracuse vs. NC State

Qtr	Spot	Obtained	PI-Yds	TOP	Result
1	C25	Kickoff	2-3	0:30	Interception
	C25	Kickoff	12-45	3:15	Missed FG
	C25	Kickoff	10-75	3:13	Touchdown
2	C29	Kickoff	6-54	1:57	Downs
	C32	Kickoff	5-15	1:07	Punt
	C20	Missed FG	1-(-5)	0:03	End of half
3	C22	Kickoff	9-78	2:56	Touchdown
	C04	Punt	3-6	0:49	Punt
	C11	Punt	13-69	4:58	Field Goal
4	C10	Punt	5-10	1:02	Punt
	C45	Kickoff	9-40	2:18	Downs
	S33	Punt	5-33	1:03	Touchdown

## Louisville vs. NC State

Qtr	Spot	Obtained	PI-Yds	TOP	Result
1	L18	Kickoff	3-3	2:34	Punt
	L19	Fumble	8-45	4:55	Punt
2	L02	Punt	4-17	0:44	Punt
	L25	Kickoff	9-75	4:20	Touchdown
3	L25	Kickoff	3-7	1:40	Punt
	L21	Kickoff	11-68	1:42	Field Goal
	L20	Missed FG	8-49	3:59	Field Goal
4	L38	Kickoff	9-62	3:48	Touchdown
	L25	Kickoff	3-(-4)	0:55	Punt
	L20	Punt	7-80	2:04	Touchdown
	L11	Punt	2-0	0:17	Interception
	L33	Kickoff	12-48	2:16	Downs

## Pittsburgh vs. NC State

Qtr	Spot	Obtained	PI-Yds	TOP	Result
1	P34	Downs	3-8	1:29	Punt
	S42	Punt	5-42	2:32	Touchdown
	P18	Kickoff	6-21	3:42	Punt
2	P25	Kickoff	3-7	0:55	Punt
	P04	Punt	9-55	4:35	Punt
3	P31	Punt	10-69	5:19	Touchdown
	P33	Kickoff	3-(-3)	1:00	Interception
	P11	Punt	3-5	1:21	Punt
	P09	Punt	8-29	4:09	Punt
4	P34	Kickoff	3-6	1:43	Punt
	P23	Kickoff	9-51	3:59	Field Goal
	P23	Punt	10-36	3:01	Downs
	P35	Kickoff	5-3	1:13	Fumble