



# NOTRE DAME HOCKEY

## FIGHTING IRISH MEDIA

Director Athletics Communications	
Dan Colleran	dcollera@nd.edu 574-339-9810 (cell)

### GAME 31 #1/1 NOTRE DAME VS. #18/RV MICHIGAN

#### GAME INFORMATION

Game 31	Friday, Feb. 16   7:35 p.m. ET	Compton Family Ice Arena Notre Dame, Indiana
Records	Notre Dame Fighting Irish 22-6-2, 16-3-1-1 B1G	Michigan Wolverines 14-13-3, 9-10-3-2 B1G
TV & Streaming Coverage	TV: NBC Sports Chicago+ (delay) Streaming: NBC Sports App	Play-By-Play: Tony Simeone Analyst: David Korzeniowski
Radio/Audio Coverage	WZOC 94.3 FM (South Bend) & UND.com	Darin Pritchett (play-by-play)

#### THE SERIES

All-Time	UM, 74-58-5	Last: ND, 2-1   Jan. 7, 2018   Compton Family Ice Arena
At ND	ND, 28-24-2	Last: ND, 2-1   Jan. 7, 2018   Compton Family Ice Arena

#### COUNTDOWN TO PUCK DROP

<b>149</b>	Senior defenseman <b>Jordan Gross</b> has skated in 149 consecutive games (each game of his Irish career).
<b>87</b>	With 87 career assists, <b>Jake Evans</b> (37-87-123) ranks second in career assists by an active player (Brady Ferguson of Robert Morris has 95).
<b>27</b>	The Fighting Irish are outscoring opponents by a combined 27 goals over the second and third periods this season (68-41).
<b>21</b>	Hobey Baker candidate <b>Cale Morris</b> has 21 wins on the season, which ranks first in the country (the next closest trio of goalies have 18 wins each).
<b>18</b>	Notre Dame is 18-1-2 this season when scoring first.
<b>13</b>	Head coach <b>Jeff Jackson</b> is in his 13th season behind the Notre Dame bench. He has led the Irish to eight NCAA tournament appearances and three Frozen Fours.
<b>6</b>	With the 2018 Big Ten regular season title, Notre Dame has now won six conference championships in program history, each under <b>Jeff Jackson</b> (three regular season).
<b>2.07</b>	The Irish rank third nationally with a 2.07 goals-against average. In Big Ten play, that number drops to 1.75 (Ohio State is second with a 2.50 GAA in B1G play).
<b>.950</b>	<b>Cale Morris</b> has a .950 save percentage, which leads the nation. With a .956 mark, Jimmy Howard set the all-time NCAA single season save percentage record in 2003-04. When Ryan Miller won the Hobey Baker Award in 2000-01, he posted a .950 save percentage.

#### WHAT'S INSIDE

1	Overview & Schedule
2-8	Notes
2	Quick Facts
3	Numerical Roster / Pronunciations
3	Current Irish In The NHL Draft
4	Geographic Breakdown
4	2017-18 Honors & Awards
5	Major/College Breakdown
6	National Polls

#### WHAT'S INSIDE

9	Series History
10-11	Head Coach Jeff Jackson
12	2017-18 Record When ...
13-14	The Last Time
15-21	2017-18 Stats
22-36	Player Notes & Career Stats
37-44	2017-18 Box Scores

#### 2017-18 SCHEDULE

Date	ND Rk	Opp Rk	Opponent	Location	TV	Time/Score
Oct. 1	8/8	--/--	USNTDP (exh.)	Notre Dame, Ind.	--	W, 4-3
Oct. 6	8/8	--/--	Alabama Huntsville	Notre Dame, Ind.	NBCSC+	W, 5-3
Oct. 7	8/8	--/--	Alabama Huntsville	Notre Dame, Ind.	NBCSC+	W, 4-0
Oct. 13	4/6	1/1	Denver	Notre Dame, Ind.	NBCSN	T, 2-2 (ot)
Oct. 14	4/-6	1/1	Denver	Notre Dame, Ind.	NBCSN	L, 4-2
Oct. 19	5/6	--/--	Sacred Heart	Notre Dame, Ind.	NBCSC+	L, 6-4
Oct. 20	5/6	--/--	Sacred Heart	Notre Dame, Ind.	NBCSC+	W, 3-1
Oct. 26	8/t8	RV/--	Omaha	Notre Dame, Ind.	NBCSC+	L, 6-4
Oct. 27	8/t8	RV/--	Omaha	Notre Dame, Ind.	NBCSC+	W, 5-4
Nov. 3	10/10	16/RV	at Ohio State	Columbus, Ohio	BTN	W, 4-1
Nov. 4	10/10	16/RV	at Ohio State	Columbus, Ohio	--	W, 3-2
Nov. 10	6/6	19/RV	Penn State	Notre Dame, Ind.	--	W, 5-3
Nov. 11	6/6	19/RV	Penn State	Notre Dame, Ind.	NBCSN	W, 1-0
Nov. 17	4/4	--/--	at RPI	Troy, N.Y.	--	W, 4-1
Nov. 18	4/4	--/--	at RPI	Troy, N.Y.	--	W, 1-0 (ot)
Nov. 24	4/4	6/6	Minnesota	Notre Dame, Ind.	NBCSN	W, 1-0
Nov. 25	4/4	6/6	Minnesota	Notre Dame, Ind.	NBCSC+	W, 5-2
Dec. 1	4/3	RV/--	at Michigan State	East Lansing, Mich.	--	W, 3-1
Dec. 2	4/3	RV/--	at Michigan State	East Lansing, Mich.	--	W, 2-0
Dec. 8	4/4	12/12	at Wisconsin	Madison, Wisc.	BTN	W, 3-2
Dec. 9	4/4	12/12	at Wisconsin	Madison, Wisc.	FSW+	W, 6-2
Jan. 5	2/1	RV/--	at Michigan	Ann Arbor, Mich.	BTN	W, 2-1
Jan. 7	2/1	RV/--	Michigan	Notre Dame, Ind.	NBCSN	W, 2-1
Jan. 19	1/1	18/--	Wisconsin	Notre Dame, Ind.	NBCSC+	W, 4-2
Jan. 21	1/1	18/--	Wisconsin	Chicago, Ill.	NBCSN	L, 5-0
Jan. 26	1/1	13/14	at Minnesota	Minneapolis, Minn.	ESPN2	L, 1-0 (ot)
Jan. 27	1/1	13/14	at Minnesota	Minneapolis, Minn.	FSN+	W, 4-1
Feb. 2	2/2	17/RV	at Penn State	State College, Pa.	BTN	W, 5-3
Feb. 3	2/2	17/RV	at Penn State	State College, Pa.	--	T, 2-2 (ot)
Feb. 9	1/1	6/6	Ohio State	Notre Dame, Ind.	NBCSN/TSNGo	W, 2-1
Feb. 10	1/1	6/6	Ohio State	Notre Dame, Ind.	--	L, 5-1
Feb. 16	1/1	18/RV	Michigan	Notre Dame, Ind.	NBCSC+*	7:35 p.m.
Feb. 18	1/1	18/RV	at Michigan	Ann Arbor, Mich.	BTN	5:30 p.m.
Feb. 23	--/--	--/--	Michigan State	Notre Dame, Ind.	NBCSC+*	7:35 p.m.
Feb. 24	--/--	--/--	Michigan State	Notre Dame, Ind.	NBCSC+*	7:05 p.m.
March 10	--/--	--/--	B1G Semifinals	Notre Dame, Ind.		
March 17	--/--	--/--	B1G Championship	Notre Dame, Ind.		
March 23-25	--/--	--/--	NCAA Regionals	TBD		
April 5	--/--	--/--	NCAA Frozen Four	St. Paul, Minnesota		
April 7	--/--	--/--	NCAA Frozen Four	St. Paul, Minnesota		

-- Rankings: USCHO.com/USA Today/USA HM; ranking listed at time of game  
 -- All times Eastern | \* - Tape Delayed  
 -- NCAA Regional Sites: East (Bridgeport, Connecticut), Northeast (Worcester, Massachusetts), Midwest (Allentown, Pennsylvania), West (Sioux Falls, South Dakota)  
 -- TV: NBC Sports Network [NBCSN] | Big Ten Network [BTN] | NBC Sports Chicago Plus [NBCSC+] | Fox Sports Wisconsin Plus [FSW+] | Fox Sport Northwest Plus [FSN+]

**UNIVERSITY INFORMATION**

School	University of Notre Dame
Location	Notre Dame, IN 46556
Founded	1842
Enrollment	8,530 (undergraduate), 12,393 (total)
Nickname	Fighting Irish
Colors	Gold and Blue
Affiliation	NCAA Division I
Conference	Big Ten (B1G)
President	Rev. John I. Jenkins
Provost	Thomas Burish
NCAA Faculty Representative	Patricia Bellia (Harvard '91)
Athletics Director	Jack Swarbrick (Notre Dame '76)
Sr. Assoc. Athletic Director/Sport Admin.	Tom Nevala (Notre Dame '90)
Ticket Office Phone	(574) 631-7356
Home Ice (capacity)	Compton Family Ice Arena (5,022) Charles "Lefty" Smith Rink
Ice Surface	200 x 90

**HOCKEY STAFF INFORMATION**

Head Coach	Jeff Jackson (Michigan State '78)
Record at Notre Dame	290-173-54 (13th season)
Record Overall	472-225-79 (19th season)
Big Ten Record	16-3-1-1
Associate Head Coach	Paul Pooley (Ohio State '84)
Associate Head Coach	Andy Slaggert (Notre Dame '89)
Volunteer Assistant Coach	Zack Cisek (Michigan State '15)
Coordinator of Hockey Operations	Nick Seirgiej (Wisconsin-River Falls '06)
Athletic Trainer	Kevin Ricks
Equipment Specialist	Ron Grove
Strength and Conditioning Coach	Tony Rolinski
Senior Managers	Emily Hession & Jenna Sobczyk
Administrative Assistant	Sue Halasz
Hockey Office Phone	(574) 631-3630

**TEAM INFORMATION**

2016-17 Overall Record	23-12-5
2016-17 Hockey East Record/Finish	12-6-4 (4th)
2016-17 Post Season	Hockey East Quarterfinals NCAA Frozen Four
Letter Winners Returning	21 (12 forwards, 8 defensemen, 1 goaltender)
Letter Winners Lost	5 (2 forwards, 1 defenseman, 2 goaltenders)
Newcomers	7 (4 forwards, 1 defenseman, 2 goaltenders)
2017-18 Captain	Jake Evans
2017-18 Alternate Captains	Luke Ripley, Andrew Oglevie, Jordan Gross
NCAA Appearances	Nine (Last: 2017)
NCAA Frozen Four Appearances	Three (2008, 2011, 2017)
All-Americans	13 players/14 times (Last: Anders Bjork in 2017)
Academic All-Americans	Nine (Last: Peter Schneider in 2015)

**FOR STARTERS**

- Top-ranked Notre Dame returns to action this weekend with another Friday/Sunday home-and-home series against Michigan.
- The teams also played a Friday/Sunday home-and-home series on Jan. 5 and 7, with the Irish posting back-to-back 2-1 wins in their return from winter break.
- That series began in Ann Arbor and ended in Notre Dame, while this weekend will see the teams make the reverse trip.
- Friday night's game will be tape delayed broadcast on NBC Sports Chicago Plus (will air at Noon on Saturday Feb. 17th), while Sunday evening's game will air on the Big Ten Network.
- When the teams met in early January, Andrew Oglevie and Matt Hellickson each scored in both games to lead the offense and Hobey Baker candidate Cale Morris went 2-0-0 with a 1.00 goals against average and a .971 save percentage (stopped 68 of 70 shots faced).

**2017-18 BIG TEN CHAMPIONS**

- With a 2-1 win over sixth-ranked Ohio State on Feb. 9, the Fighting Irish clinched first place in the Big Ten regular season standings and will have a first round bye in the Big Ten Tournament.
- The sixth championship in program history broke a streak of Minnesota winning each Big Ten Regular Season Championship since the league was formed (2013-14).

**IRISH CHAMPIONSHIP HISTORY**

- By clinching the 2017-18 Big Ten regular season championship with a 2-1 win over Ohio State (Feb. 9), the Fighting Irish have now won six conference championships.
- All six championships have come under the guidance of head coach Jeff Jackson.
- CCHA Regular-Season Championships: 2006-07, 2008-09
- CCHA Tournament Championships: 2006-07, 2008-09, 2012-13
- This season's championship marked the first in program history on home ice, as the Irish clinched the 2007 title with a 1-0 win at Alaska (Feb. 17) and then secured the 2009 title with a 1-0 win at Omaha (Feb. 21, 2009).

**MEDIA INFORMATION**

Director of Athletics Communications (Hockey Contact)	Dan Colleran
Office Phone   Cell Phone	574-631-7519   574-339-9810
Email	dcollera@nd.edu
Compton Family Ice Arena Press Box Phone	574-631-4899
Mailing Address	University of Notre Dame 100 Compton Family Ice Arena Notre Dame, IN 44629
Media Availability	Coach Jackson and requested players are generally available once per week and then after a post-game cooling off period. Please contact Dan Colleran with requests or to be added to the email distribution list regarding availability.
Credentials	Please email Dan Colleran with any credential requests at least five days prior to a game. Media will call (at the front entrance) opens one hour before puck drop.
Parking	Parking for games at the Compton Family Ice Arena is on a first come, first served basis but media are encouraged to park at nearby Innovation Park.

No.	Name	Pos.	Ht.	Wt.	Cl.	Hometown/Last Team
1	Dylan St. Cyr	G	5-9	170	Fr.	Northville, MI/USNTDP
2	Tony Bretzman	D	5-11	175	Sr.	Mendota Heights, MN/Langley (BCHL)
3	Jordan Gross	D	5-10	186	Sr.	Maple Grove, MN/Green Bay (USHL)
4	Dennis Gilbert	D	6-2	220	Jr.	Buffalo, NY/Chicago Steel (USHL)
5	Matt Hellickson	D	6-1	182	Fr.	Rogers, MN/Sioux City (USHL)
6	Tory Dello	D	6-0	190	So.	Crystal Lake, IL/Tri-City (USHL)
8	Matt Steeves	F	6-1	201	Fr.	Bedford, NH/Muskegon (USHL)
9	Dawson Cook	F	6-2	213	Sr.	Cadillac, MI/Green Bay (USHL)
11	Cal Burke	F	5-10	184	So.	Boxborough, MA/Cedar Rapids (USHL)
12	Felix Holmberg	F	5-10	175	So.	Stockholm, SWE/AIK J20
13	Colin Theisen	F	6-0	192	Fr.	Monroe, MI/Dubuque Fighting (USHL)
14	Max Eisenmenger	F	6-4	196	Fr.	Münster, GER/ Djurgårdens IF J20
15	Andrew Oglevie	F	5-10	181	Jr.	Fullerton, CA/Cedar Rapids (USHL)
17	Pierce Crawford	F	5-10	188	Fr.	Park Ridge, IL/Youngstown (USHL)
18	Jake Evans	F	6-0	191	Sr.	Toronto, ONT/St. Michael's (USHL)
19	Mike O'Leary	F	6-1	195	So.	Halifax, NS/Dubuque (USHL)
20	Justin Wade	D	6-1	220	Sr.	Aurora, IL/Cedar Rapids (USHL)
21	Joe Wegwerth	F	6-3	230	Jr.	Brewster, NY/Cedar Rapids (USHL)
22	Andrew Peeke	D	6-2	200	So.	Parkland, FL/Green Bay (USHL)
23	Luke Novak	F	6-0	182	So.	Waukesha, WI/New Jersey (USPHL)
24	Luke Ripley	D	6-5	207	Sr.	Kitimat, BC/Powell River (BCHL)
25	Dylan Malmquist	F	5-11	185	Jr.	Edina, MN/Edina HS
26	Cam Morrison	F	6-3	212	So.	Aurora, ONT/Youngstown (USHL)
27	Bobby Nardella	D	5-9	175	Jr.	Rosemont, IL/Tri-City (USHL)
28	Jack Jenkins	F	5-11	192	Jr.	Lake Bluff, IL/Fargo (USHL)
29	Bo Brauer	F	6-3	210	Sr.	Edina, MN/Nanaimo Clippers (BCHL)
32	Cale Morris	G	6-1	190	So.	Larkspur, CO/Waterloo (USHL)
33	Nick Sanford	G	6-1	180	Fr.	Morristown, NJ/Boston (USPHL)

13   Colin Thiesen	Ty-sin
14   Max Eisenmenger	EYES-zen-men-ger
25   Dylan Malmquist	Mallmm-quist
32   Cale Morris	Kale (rhymes with male)

**COACHING STAFF**

Head Coach	Jeff Jackson (Michigan State '78)
Associate Head Coach	Paul Pooley (Ohio State '84)
Associate Head Coach	Andy Slaggert (Notre Dame '89)
Volunteer Assistant Coach	Zack Cisek (Michigan State '15)
Coordinator of Hockey Operations	Nick Seirgiej (Wisconsin-River Falls '06)
Athletic Trainer	Kevin Ricks
Equipment Specialist	Ron Grove
Strength and Conditioning Coach	Tony Rolinski

**PLAYOFF PICTURE**

- The 2018 Big Ten Tournament will feature a three-weekend format with all games taking place on the campus at the higher-seeded team.
- The tournament will open March 2-4 with three best-of-three quarterfinal series, as the second-, third- and fourth-seeded teams will each host a series.
- Notre Dame will have a bye to the single-elimination semifinals, which are scheduled for Saturday, March 10.
- The highest-seeded team remaining after the semifinals will host a championship game on Saturday, March 17.

**JACKSON RANKS (NCAA DI RECORDS BOOK)\***

- **ACTIVE DI HEAD COACHES - WINNING PERCENTAGE**
- 1. Mike Hastings (145-69-18), Minnesota State -- .663 (6th season)
- **2. Jeff Jackson (472-225-79), Notre Dame -- .659 (19th season)**
- 3. Rick Bennett (155-82-31), Union -- .636 (7th season)

**ACTIVE DI HEAD COACHES - WINS**

- 1. Jerry York, Boston College -- 1,047 (46th season)
  - 2. Don Lucia, Minnesota -- 735 (31st season)
  - 3. Dick Umile, New Hampshire -- 594 (28th season)
  - 4. Rick Gotkin, Mercyhurst -- 540 (30th season)
  - 5. Rand Pecknold, Quinnipiac -- 481 (24th season)
  - **6. Jeff Jackson, Notre Dame -- 472 (19th season)**
- \* - Minimum five years as a NCAA Division I head coach, all totals are entering the weekend series

**AMONG THE NCAA LEADERS (ENTERING WEEKEND)**

- Cale Morris has a .950 save percentage, which ranks first in the country, while his 21 wins also lead the NCAA.
- Morris ranks fourth in the NCAA with a 1.75 goals-against average, while his four shutouts are tied for seventh.
- Morris has racked up
- Jake Evans is tied for ninth in the NCAA with 23 assists (9-23-32), while his 0.77 assists per game average is tied for 14th.
- Evans is tied for ninth in the nation with 23 even strength points.

**CURRENT IRISH IN THE NHL DRAFT**

	Jake Evans	2014	Seventh Round	207th Overall	Montreal Canadiens	
	Joe Wegwerth	2014	Fourth Round	92nd Overall	Florida Panthers	
	Dennis Gilbert	2015	Third Round	91st Overall	Chicago Blackhawks	
	Cam Morrison	2016	Second Round	40th Overall	Colorado Avalanche	
	Andrew Peeke	2016	Second Round	34th Overall	Columbus Blue Jackets	
	Matt Hellickson	2017	Seventh Round	214th Overall	New Jersey Devils	

WHERE THEY'RE FROM	
California (1)	
Andrew Oglevie	Fullerton, California
Colorado (1)	
Cale Morris	Larkspur, Colorado
Florida (1)	
Andrew Peeke	Parkland, Florida
Illinois (5)	
Tory Dello	Crystal Lake, Illinois
Bobby Nardella	Rosemont, Illinois
Jack Jenkins	Lake Bluff, Illinois
Pierce Crawford	Park Ridge, Illinois
Justin Wade	Aurora, Illinois
Massachusetts (1)	
Cal Burke	Boxborough, Massachusetts
Michigan (3)	
Dawson Cook	Cadillac, Michigan
Dylan St. Cyr	Northville, Michigan
Colin Theisen	Monroe, Michigan
Minnesota (5)	
Tony Bretzman	Mendota Heights, Minnesota
Jordan Gross	Maple Grove, Minnesota
Dylan Malmquist	Edina, Minnesota
Bo Brauer	Edina, Minnesota
Matt Hellickson	Rogers, Minnesota
New Hampshire (1)	
Matt Steeves	Bedford, New Hampshire
New Jersey (1)	
Nick Sanford	Morristown, New Jersey
New York (2)	
Dennis Gilbert	Williamsville, New York
Joe Wegwerth	Brewster, New York
Wisconsin (1)	
Luke Novak	Waukesha, Wisconsin
Canada (4)	
Jake Evans	Toronto, Ontario
Cam Morrison	Aurora, Ontario
Mike O'Leary	Halifax, Nova Scotia
Luke Ripley	Kitimat, British Columbia
Sweden (1)	
Felix Holmberg	Stockholm, Sweden
Germany (1)	
Max Eisenmenger	Münster, Germany

- Evans ranks second nationally in faceoff wins (403).
- Jordan Gross (7-15-22) has put 108 shots on goal to lead all defensemen, while his 3.60 shots on goal per game average also ranks first among blue liners.
- Andrew Oglevie and Jake Evans are tied for ninth in the country with four game-winning goals each (eight players are tied for the national lead with five game winners).
- Notre Dame is giving up just 2.07 goals-against per game, which ranks third in the NCAA.
- Notre Dame's penalty kill ranks fourth (88.1) and has accounted for three shorthanded goals.

**ON THE ROAD**

- Notre Dame has the best road winning percentage in the country at .885 (11-1-1 in true road games) and the single road loss by the Irish is tied for the fewest in the country with Cornell (8-1-2).
- Notre Dame's goals-against average on the road is 1.31, which is second in the NCAA.

**THE SERIES/CONNECTIONS** (PG. 9: SERIES G-B-G)

- Former CCHA rivals, Michigan and Notre Dame have played 137 times (Michigan leads the series 74-58-5) dating back to 1921.
- The teams also played a Friday/Sunday home-and-home series on Jan. 5 and 7, with the Irish posting back-to-back 2-1 wins in their return from winter break.
- Andrew Oglevie and Matt Hellickson each scored in both games to lead the offense and Hobey Baker candidate Cale Morris went 2-0-0 with a 1.00 goals against average and a .971 save percentage (stopped 68 of 70 shots faced).
- Prior to this season, the teams' last meeting came in the first round of the NCAA Tournament on March 25, 2015 when the Wolverines defeated the Irish 3-2 in overtime at the U.S. Bank Arena in Cincinnati, Ohio.
- Anders Bjork had a goal and an assist in that game against the Wolverines, while Thomas DiPauli netted Notre Dame's other tally and Cal Petersen finished with 32 saves.
- Prior to the 2015 NCAA meeting, the teams' last meetings came during the 2012-13 season when Notre Dame went 5-0-0 against the Wolverines, including a 3-1 victory

2017-18 HONORS & AWARDS			
Player	Year	Pos.	Awards
Cal Burke	So.	F	• Big Ten Third Star of the Week (Dec. 12)
Jake Evans	Sr.	F	• Hobey Baker fan vote nominee (Jan. 15) • Spengler Cup Champion/Team Canada (Dec. 31) • Senior Class Award Candidate (Nov. 1) • Big Ten Second Star of the Week (Oct. 10) • Big Ten Third Star of the Week (Oct. 31) • 2017-18 Big Ten Preseason Watch List (Sept. 18)
Dennis Gilbert	Jr.	D	• 2017-18 Preseason All-CHN First Team (Sept 20)
Jordan Gross	Jr.	D	• Hobey Baker fan vote nominee (Jan. 15) • Big Ten Third Star of the Week (Oct. 10) • 2017-18 Big Ten Preseason Watch List (Sept 18) • 2017-18 Preseason All-CHN Second Team (Sept 20)
Cale Morris	So.	G	• Hobey Baker fan vote nominee (Jan. 15) • Hockey Commissioners' Association (HCA) Player of the Month (Dec. 6) • Big Ten First Star of the Week (Nov. 14/21/28, Dec. 5, Feb. 6) • Big Ten Second Star of the Week (Nov. 7, Jan. 9) • Big Ten Third Star of the Week (Jan. 30)
Andrew Peeke	So.	D	• Bronze medal with Team USA at the 2017 IIHF Junior World Championship in Buffalo, N.Y. (Jan. 5, 2018).
Notre Dame			• College Hockey News Team of the Week (Nov. 29)

## 2017-18 ROSTER BY SCHOOL AND/OR MAJOR

Marketing (Mendoza College of Business)
Bo Brauer (Sr.)
Dawson Cook (Sr.)
Finance (Mendoza College of Business)
Tony Bretzman (Sr.)
Luke Ripley (Sr.)
Jack Jenkins (Jr.)
Dylan Malmquist (Jr.)
Management Consulting (Mendoza College of Business)
Jake Evans (Sr.)
Jordan Gross (Sr.)
IT Management (Mendoza College of Business)
Justin Wade (Sr.)
Political Science (College of Arts and Letters)
Dennis Gilbert (Jr.)
Bobby Nardella (Jr.)
Andrew Oglevie (Jr.)
Joe Wegwerth (Jr.)
College of Arts and Letters
Tory Dello
Mendoza College of Business
Cal Burke (So.)
Felix Holmberg (So.)
Cale Morris (So.)
Cam Morrison (So.)
Luke Novak (So.)
Michael O'Leary (So.)
Andrew Peeke (So.)
First Year of Studies
Pierce Crawford (Fr.)
Max Eisenmenger (Fr.)
Matt Hellickson (Fr.)
Dylan St. Cyr (Fr.)
Nick Sanford (Fr.)
Matt Steeves (Fr.)
Colin Theisen (Fr.)

in the championship game of the CCHA tournament.

- Notre Dame and Michigan's other meeting in the NCAA Tournament came at the 2008 Frozen Four (Denver, Colorado) when the Irish posted a 5-4 overtime win to advance to the NCAA championship game for the first time in program history.
- Calle Ridderwall scored the game-winning goal in that contest at the 5:44 mark of overtime.
- The Irish and Wolverines met each season from 1991-92 to 2012-13.
- Notre Dame recognizes the first official meeting as a 3-2 overtime win by the Fighting Irish on Jan. 17, 1922 at the Weinberg Coliseum in Ann Arbor, Michigan.
- Head Coach Jeff Jackson is 29-26-1 all-time against Michigan (including his time at Lake Superior State), while he is 9-5-0 all-time against the Wolverines in the playoffs.
- Jackson named current first-year Michigan head coach Mel Pearson as one of his Team USA assistant coaches for the 1997 IIHF World Junior Championship.
- Jackson and Pearson helped lead USA to the silver medal in that tournament in Switzerland.
- The current Notre Dame roster features three Michigan natives: Dawson Cook (Cadillac, Michigan), Dylan St. Cyr (Northville, Michigan) and Colin Theisen (Monroe, Michigan).

### CAREER POINTS BY ND DEFENSEMEN

- 1. John Schmidt (1978-82), 28-95-123
- 2. Jeff Brownschidle (1977-81), 29-92-122
- **3. Jordan Gross (2014-), 33-80-113**
- 4. Jack Brownschidle (1973-77), 31-78-109
- 5. Bob Thebeau (1982-86), 40-63-103
- 6. Paul Clarke (1973-77), 38-62-100

### MORRIS EARNS 8TH WEEKLY B1G HONOR

- After leading the Irish to a five point weekend at Penn State, sophomore goaltender Cale Morris was named the Big Ten's First Star of the Week for the fifth time this season on Feb. 6.
- Morris, who has eight total Big Ten Star of the Week honors this year, helped the Irish to a 5-3 game one win over the Nittany Lions (Feb. 2) and a 2-2 shootout win in game two (Feb. 3).
- In game two, he made a career-high 55 saves and he stopped an Andrew Sturtz penalty shot in overtime to preserve the tie and followed with two saves in the shootout to help the Irish grab the extra point in the Big Ten standings.
- For the weekend series, Morris went 1-0-1 with a 2.40 goals-against average and a .954 save percentage. For the weekend series, Morris went 1-0-1 with a 2.40 goals-against average and a .954 save percentage.

### RECORD SETTING WIN STREAK

- Earlier this season, Notre Dame set a program record with 16 consecutive victories.
- The record setting streak began with a 5-4 win over Omaha on Oct. 27, with win No. 16 then coming on Jan. 19, 2018 with a 4-2 victory over Wisconsin.
- Notre Dame earned that program record setting win at the Compton Family Ice Arena in front of a record setting crowd (5,630).
- The streak tied for the 16th-longest winning streak in NCAA DI men's hockey history.
- Dating back to the 1993-94 season, Notre Dame is just the third team with a winning streak of at least 16 games, joining Boston College in 2011-12 (19 wins) and Harvard in 2016-17 (16 wins).
- The span between Notre Dame's losses bookending the 16-game winning streak was 87 days.
- The only other time Notre Dame won at least 15 games in a row occurred during the 1983-84 season from Nov. 4, 1983 - Jan. 21, 1984 (the Irish competed under club status for the 1983-84 season).



## USCHO.com Division I Men's Poll (February 12, 2018)

Rk. Team (1st-place votes)	Record	Points	Last Week
1. Notre Dame (15)	22-6-2	945	1
2. Denver (15)	16-6-6	933	2
3. St. Cloud State (13)	19-6-3	905	4
4. Cornell (7)	20-3-2	889	3
5. Minnesota State	23-7-0	796	5
6. Ohio State	19-7-4	790	6
7. Clarkson	19-6-5	695	7
8. Providence	18-9-4	625	9
9. North Dakota	13-9-8	557	8
10. Minnesota	18-13-1	546	12
11. Minnesota Duluth	14-13-3	499	10
12. Northeastern	16-8-5	450	11
13. Omaha	14-13-1	374	13
14. Bowling Green	17-9-6	304	14
15. Western Michigan	14-13-1	289	15
16. Penn State	13-12-5	200	16
17. Northern Michigan	20-11-3	181	20
18. Michigan	14-13-3	149	19
19. Boston College	14-12-3	120	18
20. Boston University	15-11-3	82	NR

**Others receiving votes:** Wisconsin 53, Union 49, Maine 21, UMass Lowell 17, Mercyhurst 15, Harvard 7, Bemidji State 5, Colorado College 4.

## USA Today/USA Hockey Magazine Poll (February 12, 2018)

Rk. Team	Points (1st-place votes)	Last Week	Record	In Poll
1. University of Notre Dame	490 (14)	1	22-6-2	19
2. St. Cloud State University	469 (13)	3	19-6-3	19
3. University of Denver	463 (6)	2	16-6-6	19
4. Cornell University	425 (1)	4	20-3-2	13
5. Minnesota State University	381	5	23-7-0	18
6. Ohio State University	351	6	19-7-4	10
7. Clarkson University	308	7	19-6-5	17
8. Providence College	243	10	18-9-4	19
9. University of Minnesota	217	9	18-13-1	19
10. University of North Dakota	205	8	13-9-8	19
11. Northeastern University	163	11	16-8-5	18
12. University of Minnesota Duluth	115	12	14-13-3	16
13. University of Nebraska Omaha	89	13	14-13-1	5
14. Bowling Green State University	58	15	17-9-6	4
15. Western Michigan University	34	14	14-13-1	12

**Others Receiving Votes:** Boston College, 18; University of Michigan, 14; Northern Michigan University, 12; Penn State University, 11; Boston University, 6; Union College, 5; UMass Lowell, 3.

## Notre Dame in the Polls

Date	USCHO.com	USAToday
September 25 (Preseason)	8	8
October 2	n/a	8
October 9	4	6
October 16	5	6
October 23	8	t-8
October 30	10	10
November 6	6	6
November 13	4	4
November 20	4	4
November 27	4	3
December 4	3	3
January 2	2	1
January 9	1	1
January 15	1	1
January 22	1	1
January 30	2	2
February 5	1	1
February 12	1	1

- Notre Dame's previous longest winning streak under coach Jackson was 10 games from Feb. 13 - March 21, 2009.
- The Fighting Irish also became the first Big Ten team to go undefeated through the first 13 games of the conference season and the second Big Ten team to go undefeated through 10 games (Minnesota started 2013-14 with an 8-0-2-0 record).
- Jackson's previous longest career winning streak came with Lake Superior when his team won 15 consecutive games from Jan. 19 - March 9, 1991 as part of a 28-game unbeaten stretch by the Lakers.
- The 16 game winning streak was also Notre Dame's longest unbeaten streak since Oct. 31, 2008 - Jan. 17, 2009 when the Irish went 17-0-3 over a span of 20 games.

## LONGEST WIN STREAKS SINCE 1993-94

- Boston College 19 (2011-12)
- Harvard 16 (2016-17)
- **Notre Dame 16 (2017-18)**
- Clarkson 14 (2017-18)
- Denver 13 (2016-17)
- Northeastern 13 (2015-16)
- Air Force 13 (2008-09)
- Boston College 13 (2006-07)

## HOBEBY VOTE OPEN FOR IRISH TRIO

- On January 15, the fan voting ballot for the 2018 Hobey Baker Memorial Award was released and it includes senior forward Jake Evans, senior defenseman Jordan Gross and sophomore goaltender Cale Morris.
- The Hobey Fan Vote will once again be part of Phase I of the selection process for the Hobey Baker Memorial Award, which is given annually to the top player in college hockey.
- The list of players will be narrowed to a Top-10 and then Phase II voting on the Top-10 will begin (March 14-25).
- The Hobey Hat Trick will then be announced on March 29 and the Hobey Baker Memorial Award will be presented to the winner on April 6, 2018 during the NCAA Frozen Four Championship in St. Paul, Minnesota.

## #1

- Notre Dame returned to No. 1 in both the USCHO.com and the *USA Today/USA Hockey Magazine* polls on Monday, Feb. 12.
- It marked the sixth week this season Notre Dame has been ranked No. 1 in at least one of the polls.
- Prior to this season, Notre Dame was last ranked No. 1 in the USCHO.com preseason poll released on Sept. 27, 2011.
- The number one ranking this season marks the seventh time in program history that the Irish have been ranked at the top for at least one week during a given season.
- During the 2006-07 season, Notre Dame was ranked No. 1 for seven straight weeks from Feb. 5 to March 25.
- During the 2008-09 campaign, the Irish were No. 1 from Dec. 1 to Jan. 26, a span covering seven weeks.
- The Irish moved into first in the *USA Today* poll again on Feb. 23, 2009, for the second time that season and on March 15, 2009, were ranked No. 1 in the USCHO.com poll.
- Notre Dame was also No. 1 for one week during the 1976-77 season.
- The Irish were the first Big Ten team to achieve the top ranking since Penn State was ranked No. 1 in the Jan. 16, 2017 polls.

## EVANS A SPENGLER CUP CHAMPION

- Over the semester break, senior captain Jake Evans (Toronto, Ontario) helped Team Canada capture the 2017 Spengler Cup Championship in Davos, Switzerland.
- Evans played all four games for Team Canada, which recorded preliminary wins over Mountfield HK (5-3) and HC Davos (4-1) and then posted a 5-2 win in the semifinals over Mountfield HK (Dec. 30) and followed with a 3-0 championship game victory over Team Switzerland (Dec. 31).
- It marked Canada's third consecutive Spengler Cup Championship and 15th overall.
- The Spengler Cup, widely considered the oldest invitational hockey tournament in the world, dating back to 1923 and the 2017 version marked the 91st edition of the tournament.
- Hockey Canada officials were using the Spengler Cup as an evaluation tool to help determine their roster for the upcoming XXIII Olympic Winter Games in PyeongChang, South Korea (Feb. 9-25, 2018).
- Evans was one of four NCAA players to make Canada's roster as he was joined by the Northeastern duo of Jeremy Davies and Dylan Sikura as well as Boston University's Brandon Hickey.
- The tournament marked Evans' first appearance with the Canadian National Team (senior) and it was his first time suiting up for his country since playing in the World Junior A Challenge (2013/14).

## PEEKE HELPS TEAM USA TO BRONZE

- Sophomore defenseman Andrew Peeke helped Team USA earn the bronze medal at the 2018 IIHF World Junior Championship in Buffalo, N.Y. (Dec. 26, 2017 - Jan. 5, 2018).
- In the bronze medal game, Peeke and Team USA downed the Czech Republic, 9-3, on Jan. 5.
- Peeke became the sixth Notre Dame player to medal at the prestigious event.
- Peeke played in all seven Team USA games, totaling a goal and an assist for two points.
- Current Boston Bruins forward Anders Bjork was the most recent Irish player to make Team USA's World Junior Championship team (2015-16).
- Dating back to 1997, 19 Notre Dame players have now taken part in the IIHF World Junior Championships.
- Notre Dame's other medalists include Anders Bjork (bronze in 2015), Mario Lucia (gold in 2013), Kyle Palmieri (gold in 2010 and bronze in 2011), Kyle Lawson (bronze in 2007) and Ben Simon (silver in 1997).

## BURKE BREAKING OUT

- Forward Cal Burke is putting together a strong sophomore season for the Irish.
- After scoring three goals and adding eight assists for 11 points in 35 games as a freshman, Burke has 13 goals and eight assists for 21 points in 28 games as a sophomore.
- Burke, who sustained an injury at the end of the regular season during his freshman season and was forced to miss the playoffs, registered his first career hat trick in Notre Dame's 6-2 win at Wisconsin to close out the first semester (Dec. 9).
- It marked the first Fighting Irish hat trick since Steven Fogarty found the back of the net three times against Penn State on Oct. 16, 2015.
- Three of Burke's 13 goals this season have proven to be game winners.

## STRONG START

- Notre Dame (15-3-1) won 15 of its first 19 games for the first time since the 2006-07 season when the Irish also got off to a 15-3-1 start (15th win came on Dec. 30, 2006).
- The Irish also last won 15 of their first 20 games in 2006-07 (16-3-1).
- Last season, Notre Dame's 15th win of the year came in game 28 (Feb. 4, 2017 vs. Vermont).
- On Saturday, Nov. 18, Notre Dame (10-3-1) and Clarkson (10-3-1) became the first two

teams in the country to reach 10 wins on the season.

- It marked the first time Notre Dame won 10 of its first 14 games since 2012-13 (10-4-0) with that season's 10th win coming on Nov. 30, 2012.
- This season also marks the earliest the Irish reached 10 wins (based on date) since starting 2007-08 with a 10-4-0 record with that 10th win coming on Nov. 20 (same weekend of the season as Nov. 18 this year).

## EVANS AND GROSS HIT 100

- With a pair of third period assists against Denver (Oct. 14), senior captain Jake Evans hit the 100-career points plateau.
- Evans became the 52nd player in program history to reach 100-career points and the first since Anders Bjork did so during the 2016-17 season.
- Senior defenseman Jordan Gross then hit the 100-career points milestone in Notre Dame's 5-4 win over Omaha (Oct. 27), becoming the 53rd player in program history with 100 points.
- Gross is just the sixth defenseman in program history to reach the century mark and the first to do so since Bob Thebeau in 1985-86.

## EVANS A SENIOR CLASS CANDIDATE

- Senior captain Jake Evans was named one of 20 2017-18 Senior CLASS Award® candidates (Nov. 1).
- To be eligible for the award, a student-athlete must be classified as an NCAA Div. I senior and have notable achievements in four areas of excellence: community, classroom, character and competition.
- The 20 candidates will be narrowed to 10 finalists in February, and those 10 names will be placed on the official ballot for a nationwide vote by media, coaches and fans.
- The Senior CLASS Award winner will be announced during the 2018 NCAA Men's Frozen Final Four® in April.

## QUICK STRIKE GOALS

- In Notre Dame's 5-4 win over Omaha on Oct. 27, Cam Morrison and Jack Jenkins scored goals just 11 seconds apart in the second period.
- The 11 seconds between goals was just three seconds over the Notre Dame record of eight seconds, set by Erik Condra and Tom Sawatske in the third period of Notre Dame's game at Northern Michigan on Jan. 21, 2006.
- In Notre Dame's 3-2 win at Ohio State on Nov. 4, Dylan Malmquist and Jake Evans scored just 34 seconds apart to stake the Irish to a 3-0 lead midway through the second period.
- Evans and Cal Burke scored 47 seconds apart midway through the first period to give the Irish a 2-0 lead in an eventual 4-1 win at RPI (Nov. 17).
- Evans and Burke also scored 62 seconds apart in Notre Dame's 3-1 win at Michigan State, turning a 1-0 second period deficit into a 2-1 lead midway through the middle frame.
- In Notre Dame's 2-2 tie at Penn State (Feb. 3), Burke and Dylan Malmquist scored 1:44 apart in the first period.

## OGLEVIE'S BUZZER BEATERS

- Junior forward Andrew Oglevie scored a pair of buzzer-beating goals in Notre Dame's 4-0 win over Alabama Huntsville (Oct. 7).
- Both of Oglevie's goals were scored with under 1.0 second remaining in the first and second periods, respectively.

## WINTER CLASSIC AT ND STADIUM

- The 2019 Bridgestone NHL Winter Classic® will feature the Chicago Blackhawks® and Boston Bruins® outdoors on Jan. 1, 2019, at Notre Dame Stadium, home of the University of Notre Dame Fighting Irish, the National Hockey League (NHL®) announced on Nov. 18.
- The 2019 Bridgestone NHL Winter Classic® will be broadcast live on NBC, Sportsnet and TVA Sports.
- Additional details including game time, ticket information and other events surrounding the game will be announced in the coming months.

## YEAR ONE IN THE B1G

- Notre Dame is in the midst of its first season as an affiliate member of the Big Ten Conference in 2017-18.
- Coach Jackson will oversee the Fighting Irish in a third conference, having spent his first eight seasons with the Irish in the CCHA and the previous four seasons in Hockey East.
- Big Ten hockey features seven teams this season and each team will play 24 conference games.
- For all conference games, as well as home non-conference games, the Irish will follow B1G protocol and if the game remains tied after a five-minute overtime, there will be a shootout (three players per team).
- In a league game, the results of the shootout count towards league standings. In non-conference games, the results are for exhibition purposes.

## TELEVISION

- Notre Dame will once again be one of college hockey's most televised teams in 2017-18.
- The NBC Sports Group will televise and/or stream 19 Notre Dame regular-season home games, including NBCSN games against Denver (Oct. 13-14), Penn State (Nov. 11), Minnesota (Nov. 24), Michigan (Jan. 7), Wisconsin (Jan. 21) and Ohio State (Feb. 9).
- It marks the fifth consecutive season of NBC Sports coverage for the Irish.
- ESPN2 will carry the road game at Minnesota on Friday, Jan. 26.
- Notre Dame will also appear on the Big Ten Network for five road games as well.

## IRISH IN THE NHL

- Eight former Notre Dame hockey players have appeared in the National Hockey League thus far in the 2017-18 season, led by the NHL's fourth-leading scorer Anders Lee (as of Feb. 14, Lee had 29 goals).
- Additional Irish alums to appear in the NHL this season include, back-to-back defending Stanley Cup Champions Ian Cole and Bryan Rust (Pittsburgh), rookie Anders Bjork (Boston), Vince Hinostroza (Chicago), Stephen Johns (Dallas), Kyle Palmieri (New Jersey) and Riley Sheahan (Pittsburgh).
- Bjork became the 17th former Irish player under Jeff Jackson to reach the NHL and the program's 31st overall when Boston opened the season with a home win against Nashville on Oct. 5 (Bjork had an assist in that win).
- Sheahan was traded from Detroit to Pittsburgh on Oct. 21, where he joins Cole and Rust (at Notre Dame, he played with Cole during the 2009-10 season and with Rust during the 2010-11 and 2011-12 seasons).
- In Pittsburgh's 5-2 win over San Jose on Jan. 30, Rust scored a pair of goals, the first of which was assisted by Cole and Sheahan for an All-Irish NHL goal.
- Last season (2016-17), a program-record 10 former Notre Dame hockey players played in the NHL (nine was the previous high in 2011-12).
- The 2016-17 season also included several stretches where eight former Irish players were in the league at the same time, marking the first time in program history eight former players were on active NHL rosters at the same time (now has happened in back-to-back seasons).

- Prior to Bjork, Robbie Russo (Detroit) and T.J. Tynan (Columbus) were the most recent former Irish players to make their NHL debuts when they both did so on March 7, 2017.
- Also during the 2016-17 season, Rust became the third former Irish player to record an NHL hat trick, joining Palmieri (1) and Dave Poulin (5) and Lee totaled 34 goals to set the record for goals in an NHL season by a former Irish player.
- With Pittsburgh winning the 2017 Stanley Cup, Rust and Cole became the third and fourth former Irish players to win back-to-back Stanley Cup Championships, joining Bill Nyrop (Montreal '76-'77-'78) and Don Jackson (Edmonton '84-'85).



**MICHIGAN (HEADING INTO WEEKEND SERIES)**

Series: UM leads 74-58-5 (137 games)  
 At Notre Dame: ND leads 28-24-2  
 At Michigan: UM leads 40-25-3  
 At Neutral Sites: UM leads 10-5-0  
 Overtime Wins: ND 7, UM 7  
 One-Goal Wins: UM 22, ND 18  
 Current Streak: ND 2 wins

**ALL-TIME SERIES RECORD**

Year	Host	Site	Arena	Win	Loss	Tie	Result
1921-22	Michigan	Ann Arbor, Mich.	Weinburg Coliseum	W (OT)			3-2
	Notre Dame	Notre Dame, Ind.	Badin Rink	W (OT)			7-4
1922-23	Notre Dame	Notre Dame, Ind.	Badin Rink	W			3-2
	Michigan	Ann Arbor, Mich.	Weinburg Coliseum	W			5-1
1923-24	Michigan	Ann Arbor, Mich.	Weinburg Coliseum		L		1-3
	Notre Dame	Notre Dame, Ind.	Badin Rink		L		1-2
1970-71	Michigan	Ann Arbor, Mich.	Yost Ice Arena	W			4-2
	Michigan	Ann Arbor, Mich.	Yost Ice Arena	W			5-4
1971-72	Michigan	Ann Arbor, Mich.	Yost Ice Arena		L		5-6
	Michigan	Ann Arbor, Mich.	Yost Ice Arena		L		5-6
	Notre Dame	Notre Dame, Ind.	Joyce Center	W			7-2
	Notre Dame	Notre Dame, Ind.	Joyce Center	W			9-4
1972-73	Notre Dame	Notre Dame, Ind.	Joyce Center	W			5-2
	Notre Dame	Notre Dame, Ind.	Joyce Center	W			8-5
	Michigan	Ann Arbor, Mich.	Yost Ice Arena	W			3-2
	Michigan	Ann Arbor, Mich.	Yost Ice Arena	W			4-3
1973-74	Notre Dame	Notre Dame, Ind.	Joyce Center	W			4-2
	Notre Dame	Notre Dame, Ind.	Joyce Center		L		2-4
1974-75	Notre Dame	Notre Dame, Ind.	Joyce Center	W (OT)			5-4
	Notre Dame	Notre Dame, Ind.	Joyce Center		L (OT)		4-5
	Michigan	Ann Arbor, Mich.	Yost Ice Arena		L		4-7
	Michigan	Ann Arbor, Mich.	Yost Ice Arena	W			7-4
1975-76	Notre Dame	Notre Dame, Ind.	Joyce Center	W			5-3
	Notre Dame	Notre Dame, Ind.	Joyce Center		L		6-9
	Michigan	Ann Arbor, Mich.	Yost Ice Arena	W (OT)			4-3
	Michigan	Ann Arbor, Mich.	Yost Ice Arena		L		3-10
	Michigan	Ann Arbor, Mich.	Yost Ice Arena		L		3-8
	Michigan	Ann Arbor, Mich.	Yost Ice Arena	W			5-4
1976-77	Michigan	Ann Arbor, Mich.	Yost Ice Arena		L		6-7
	Michigan	Ann Arbor, Mich.	Yost Ice Arena	W			6-5
	Notre Dame	Notre Dame, Ind.	Joyce Center	W (OT)			4-3
	Notre Dame	Notre Dame, Ind.	Joyce Center	W			7-3
1977-78	Notre Dame	Notre Dame, Ind.	Joyce Center		L		3-5
	Notre Dame	Notre Dame, Ind.	Joyce Center		L		5-7
	Michigan	Ann Arbor, Mich.	Yost Ice Arena	W			7-4
	Michigan	Ann Arbor, Mich.	Yost Ice Arena	W			5-1
1978-79	Notre Dame	Notre Dame, Ind.	Joyce Center	W			7-3
	Notre Dame	Notre Dame, Ind.	Joyce Center	W			6-3
	Michigan	Ann Arbor, Mich.	Yost Ice Arena		L		4-6
	Michigan	Ann Arbor, Mich.	Yost Ice Arena	W			10-7
1979-80	Notre Dame	Notre Dame, Ind.	Joyce Center		L		4-7
	Notre Dame	Notre Dame, Ind.	Joyce Center	W			11-9
	Michigan	Ann Arbor, Mich.	Yost Ice Arena	W (OT)			5-4
	Michigan	Ann Arbor, Mich.	Yost Ice Arena		T (OT)		5-5
	Michigan	Ann Arbor, Mich.	Yost Ice Arena	W			8-3
	Michigan	Ann Arbor, Mich.	Yost Ice Arena		L		3-4
1980-81	Notre Dame	Notre Dame, Ind.	Joyce Center		L		3-4
	Notre Dame	Notre Dame, Ind.	Joyce Center		L (OT)		6-7
	Michigan	Ann Arbor, Mich.	Yost Ice Arena		L		5-12
	Michigan	Ann Arbor, Mich.	Yost Ice Arena		L		4-8
1981-82		Detroit, Mich.	Joe Louis Arena	W			6-2
	Michigan	Ann Arbor, Mich.	Yost Ice Arena	W			9-4
	Michigan	Ann Arbor, Mich.	Yost Ice Arena		T (OT)		2-2
	Notre Dame	Notre Dame, Ind.	Joyce Center	W			6-5
	Notre Dame	Notre Dame, Ind.	Joyce Center	W			5-3
1982-83	Michigan	Ann Arbor, Mich.	Yost Ice Arena	W			9-5
	Michigan	Ann Arbor, Mich.	Yost Ice Arena		L		4-5
		Detroit, Mich.	Joe Louis Arena		L		3-12
1988-89	Notre Dame	Notre Dame, Ind.	Joyce Center		L		2-6
	Michigan	Ann Arbor, Mich.	Yost Ice Arena		L		2-5
1991-92	Notre Dame	Notre Dame, Ind.	Joyce Center		L		3-4
	Michigan	Ann Arbor, Mich.	Yost Ice Arena		L		5-8
1992-93	Michigan	Ann Arbor, Mich.	Yost Ice Arena		L		1-6
		Auburn Hills, Mich.	The Palace of Auburn Hills		L		1-5
	Notre Dame	Notre Dame, Ind.	Joyce Center		L		1-7
	Michigan	Ann Arbor, Mich.	Yost Ice Arena		L		2-7
	Michigan	Ann Arbor, Mich.	Yost Ice Arena		L		2-13
	Michigan	Ann Arbor, Mich.	Yost Ice Arena		L		1-8
1993-94	Michigan	Ann Arbor, Mich.	Yost Ice Arena		L		2-13
		Detroit, Mich.	Joe Louis Arena		L		3-8
	Notre Dame	Notre Dame, Ind.	Joyce Center		L		1-6
		Auburn Hills, Mich.	The Palace of Auburn Hills		L		1-3
1994-95	Michigan	Ann Arbor, Mich.	Yost Ice Arena		L		2-11
		Auburn Hills, Mich.	The Palace of Auburn Hills		L		3-9
	Notre Dame	Notre Dame, Ind.	Joyce Center	W			6-3

1995-96	Michigan	Ann Arbor, Mich.	Yost Ice Arena		L		1-11
	Notre Dame	Notre Dame, Ind.	Joyce Center		L		1-4
		Auburn Hills, Mich.	The Palace of Auburn Hills		L		1-3
1996-97	Notre Dame	Notre Dame, Ind.	Joyce Center		L		3-6
	Michigan	Ann Arbor, Mich.	Yost Ice Arena		L		1-3
	Michigan	Ann Arbor, Mich.	Yost Ice Arena		L		1-6
1997-98	Notre Dame	Notre Dame, Ind.	Joyce Center		L		2-7
	Michigan	Ann Arbor, Mich.	Yost Ice Arena		L (OT)		4-5
	Notre Dame	Notre Dame, Ind.	Joyce Center		L		0-1
	Michigan	Ann Arbor, Mich.	Yost Ice Arena	W			4-2
	Michigan	Ann Arbor, Mich.	Yost Ice Arena		L (OT)		1-2
	Michigan	Ann Arbor, Mich.	Yost Ice Arena		L		3-4
1998-99	Notre Dame	Notre Dame, Ind.	Joyce Center		T (OT)		2-2
	Michigan	Ann Arbor, Mich.	Yost Ice Arena		L		0-1
	Notre Dame	Notre Dame, Ind.	Joyce Center	W			3-2
1999-00	Notre Dame	Notre Dame, Ind.	Joyce Center		L		3-5
	Notre Dame	Notre Dame, Ind.	Joyce Center		L		1-6
2000-01	Michigan	Ann Arbor, Mich.	Yost Ice Arena		L		0-9
	Michigan	Ann Arbor, Mich.	Yost Ice Arena		T (OT)		4-4
2001-02	Notre Dame	Notre Dame, Ind.	Joyce Center		T (OT)		3-3
	Notre Dame	Notre Dame, Ind.	Joyce Center		L		1-2
2002-03	Michigan	Ann Arbor, Mich.	Yost Ice Arena		L		2-4
	Michigan	Ann Arbor, Mich.	Yost Ice Arena	W			4-3
2003-04	Notre Dame	Notre Dame, Ind.	Joyce Center	W			4-1
	Notre Dame	Notre Dame, Ind.	Joyce Center	W			5-2
2004-05	Michigan	Ann Arbor, Mich.	Yost Ice Arena		L		1-6
	Notre Dame	Notre Dame, Ind.	Joyce Center		L		0-8
		Ft. Wayne, Ind.	Allen Co. War Memorial Coliseum		L		2-9
	Michigan	Ann Arbor, Mich.	Yost Ice Arena		L		3-6
	Michigan	Ann Arbor, Mich.	Yost Ice Arena		L		1-10
	Michigan	Ann Arbor, Mich.	Yost Ice Arena		L (OT)		0-1
2005-06	Notre Dame	Notre Dame, Ind.	Joyce Center		L		5-8
	Michigan	Ann Arbor, Mich.	Yost Ice Arena		L		2-4
2006-07	Michigan	Ann Arbor, Mich.	Yost Ice Arena	W			7-3
	Notre Dame	Notre Dame, Ind.	Joyce Center	W			4-3
		Detroit, Mich.	Joe Louis Arena	W			2-1
2007-08	Michigan	Ann Arbor, Mich.	Yost Ice Arena		L		2-3
		Auburn Hills, Mich.	The Palace of Auburn Hills		L		1-5
		Denver, Colo.	Pepsi Center	W (OT)			5-4
2008-09	Notre Dame	Notre Dame, Ind.	Joyce Center		L		1-2
	Michigan	Ann Arbor, Mich.	Yost Ice Arena	W			3-2
		Detroit, Mich.	Joe Louis Arena	W			5-2
2009-10	Michigan	Ann Arbor, Mich.	Yost Ice Arena		L		1-4
	Notre Dame	Notre Dame, Ind.	Joyce Center	W			2-0
	Michigan	Ann Arbor, Mich.	Yost Ice Arena		L		0-4
	Notre Dame	Notre Dame, Ind.	Joyce Center	W			5-3
2010-11	Michigan	Ann Arbor, Mich.	Yost Ice Arena	W			3-1
	Michigan	Ann Arbor, Mich.	Yost Ice Arena		L		3-5
		Detroit, Mich.	Joe Louis Arena		L		2-4
2011-12	Notre Dame	Notre Dame, Ind.	Compton Family Ice Arena	W			3-1
	Notre Dame	Notre Dame, Ind.	Compton Family Ice Arena		L		1-2
	Michigan	Ann Arbor, Mich.	Yost Ice Arena		L (2OT)		1-2
	Michigan	Ann Arbor, Mich.	Yost Ice Arena		L		1-3
2012-13	Michigan	Ann Arbor, Mich.	Yost Ice Arena	W			3-1
	Michigan	Ann Arbor, Mich.	Yost Ice Arena	W			4-1
	Notre Dame	Notre Dame, Ind.	Compton Family Ice Arena	W			7-4
	Notre Dame	Notre Dame, Ind.	Compton Family Ice Arena	W			6-4
		Detroit, Mich.	Joe Louis Arena	W			3-1
2015-16		Cincinnati, Ohio	U.S. Bank Arena		L (OT)		2-3
2017-18	Michigan	Ann Arbor, Mich.	Yost Ice Arena	W			2-1
	Notre Dame	Notre Dame, Ind.	Compton Family Ice Arena	W			2-1

**SERIES RECORDS**

ND Most Goals (Game): 11, in 1979 (ND 11-9)  
 Michigan Most Goals (Game): 13, in 1993 (2x; UM 13-2)  
 High-Scoring Game: 20, in 1979 (ND 11-9)  
 Low-Scoring Game: 1, in 1998 (2x; UM 1-0)  
 Longest ND Win Streak: 7 games (1972-74)  
 Longest Michigan Win Streak: 18 games (1982-95)  
 Shutouts By: UM 6, ND 1

**HEAD COACH**  
**JEFF JACKSON**



- The 2017-18 hockey season marks University of Notre Dame hockey coach Jeff Jackson's 13th season behind the Irish bench. The highly regarded Jackson now has over 30 years of coaching experience.
- Notre Dame's Jeff Jackson era began in 2005 when the University searched for a man who could move the program among the elite hockey schools in the country.
- During his now 13-year run, Notre Dame has become one of the nation's top teams, winning the Central Collegiate Hockey Association's (CCHA) regular-season title twice (2006-07 and 2008-09) while earning three Mason Cup championships ('07, '09 and the final one in 2013)
- Since his arrival at Notre Dame, the Irish skaters have accumulated an overall record of 268-167-52, including eight trips to the NCAA Tournament (2006-09, 2010-11, 2012-14 and 2016-17), three Frozen Four appearances (2008, 2011 and 2017) and one national championship berth (2008).
- The 2017-18 season begins Notre Dame's hockey tenure in the Big Ten Conference. Since the introduction of hockey to the Big Ten, Jackson's Irish hold a 4-7-1 record against members of the conference.
- Between 2006-09, the Irish turned in win totals of 32, 27 and 31 for three consecutive seasons of 25 or more wins and three consecutive NCAA tournament appearances, a first in program history.
- Jackson's success on the ice also has had a major impact off the ice for the Irish. With the wins came a commitment from the University that led to the new home of Irish hockey - The Compton Family Ice Arena - one of the finest college hockey facilities in the nation. The new venue opened on Oct. 21, 2011.
- The Irish have seen 34 players selected in the National Hockey League Entry Draft during Jackson's tenure, including three first round selections. Since his arrival on campus, Notre Dame has also seen 21 products from USA Hockey's National Team Development Program reach the Irish ranks.
- Jackson has coached six Irish players to All-America honors - Anders Bjork (2017) Robbie Russo (2015), Anders Lee (2013), Ian Cole (2009), Erik Condra (2009) and David Brown (2007).
- In addition, 16 of his players have gone on to play in the NHL, including most recently Robbie Russo (Detroit) and T.J. Tynan (Columbus), who each made their NHL debuts on March 7, 2017.
- Jackson's Notre Dame teams have played with poise, discipline, team speed and have also featured strong goaltending and excellent special teams play.
- Having led the Lake Superior State Lakers to an NCAA Division I title in 1992 and 1994, Jackson became the first coach to have won the championship prior to joining Notre Dame's hockey staff.
- As a head coach, Jackson has led teams to 14 NCAA Tournament appearances and seven conference championships (1991-93, '95, '07, '09 and '13).

THE JEFF JACKSON FILE   COLLEGIATE HEAD COACHING					
19th year as NCAA Div. I Head Coach					
Alma Mater: Michigan State ('78, '79)					
School	Seasons	Record			Pct.
Lake Superior State	6	182	52	25	.751
Notre Dame	13	290	173	54	.
<b>TOTALS</b>	<b>19</b>	<b>472</b>	<b>225</b>	<b>79</b>	<b>.</b>

THE JEFF JACKSON FILE   ADDITIONAL HEAD COACHING					
Team	Seasons	Record			
USNTDP (USHL)	3	N/A	N/A	N/A	N/A
Guelph (OHL)	2	71	46	16	3

HONORS AND ACCOLADES	
Year	Award
1990-91	CCHA Coach of the Year
2006-07	CCHA Coach of the Year
2006-07	Spencer Penrose Award
2010-11	CCHA Coach of the Year

JACKSON AND THE FROZEN FOUR	
Year	Team
1992	Lake Superior State (NCAA Champion)
1993	Lake Superior State (NCAA Runner-Up)
1994	Lake Superior State (NCAA Champion)
2008	University of Notre Dame (NCAA Runner-Up)
2011	University of Notre Dame (NCAA Semifinalist)
2017	University of Notre Dame (NCAA Semifinalist)

- A 1978 graduate of Michigan State University with a degree in communications, Jackson followed with an education degree from Michigan State in 1979.
- In May 2003, Inside College Hockey ranked Jackson 12th on its list of the 16 greatest college coaches of all-time with only five of the 16 still active.
- He made his NHL debut as an assistant coach with the New York Islanders during the 2003 season in which they earned a spot in the 2004 Stanley Cup playoffs. The following season all games were canceled due to the unresolved 2004-05 NHL lockout, and at the end of the year Jackson left the Islanders to join the Fighting Irish as head coach for the 2005-06 season.
- Jackson is a member of the USA Hockey Coaches Achievement Program, the American Hockey Coaches Association and the National Hockey League Coaches Association.

JEFF JACKSON RECORDS VS. DIVISION I TEAMS				
Team	W	L	T	%
Air Force	1	0	0	1.00
Alabama Huntsville	8	1	0	0.889
Alaska	21	8	1	0.696
Alaska Anchorage	1	0	0	1.00
Arizona State	2	0	0	1.00
Army	1	0	0	1.00
Bemidji State	0	1	0	0.00
Boston College	10	8	0	0.555
Boston University	10	5	1	0.656
Bowling Green	43	9	4	0.804
Brown	0	1	0	0.00
Canisius	1	0	0	1.00
Clarkson	2	3	0	0.40
Colgate	1	0	0	1.00
Colorado College	0	1	0	0.00
Connecticut	4	1	1	0.750
Cornell	2	1	0	0.667
Denver	1	5	3	0.278
Ferris State	29	11	4	0.705
Harvard	1	1	0	0.50
Holy Cross	2	0	0	1.00
Illinois-Chicago	24	2	0	0.923
Kent State	7	0	1	0.938
Lake Superior State	20	4	4	0.786
Laurentian	2	0	0	1.00
Maine	9	4	1	0.679
Massachusetts	8	4	0	0.667
Massachusetts Lowell	4	9	2	0.333
Mercyhurst	1	0	0	1
Merrimack	6	2	1	0.722
Miami	20	16	10	0.694
Michigan	28	26	8	
Michigan State	25	15	8	
Michigan Tech	6	2	1	0.722
Minnesota	9	6	0	
Minnesota-Duluth	6	6	2	0.50
Minnesota State	2	3	0	0.40
Nebraska Omaha	12	3	2	
New Hampshire	6	3	1	0.650
Niagara	2	0	0	1.00
Northeastern	6	10	2	0.389
North Dakota	1	2	2	0.30
Northern Michigan	16	7	3	0.667
Notre Dame	11	2	0	0.846
Ohio State	31	14	7	0.
Penn State	4	2	2	
Princeton	4	1	0	0.80

Providence College	8	3	2	0.692
Rensselaer	5	1	0	
Robert Morris	1	1	0	0.50
Sacred Heart	3	1	0	0.750
St. Cloud State	0	2	0	0.00
St. Lawrence	2	0	1	0.833
Toronto	1	0	0	1.00
Union College	1	1	0	0.50
Vermont	6	2	2	0.70
Western Michigan	30	14	10	0.648
Wisconsin	4	3	0	
York University	1	0	0	1

POST-SEASON RECORD VS. DIVISION I TEAMS			
Team	W	L	%
Alabama Huntsville	1	0	1.00
Alaska	2	2	0.50
Alaska Anchorage	1	0	1.00
Bemidji State	0	1	0.00
Boston College	2	2	0.50
Boston University	3	1	0.750
Bowling Green	4	0	1.00
Clarkson	2	2	0.50
Cornell	1	0	1.00
Denver	0	1	0.00
Ferris State	2	1	0.667
Harvard	1	0	1.00
Illinois-Chicago	6	0	1.00
Lake Superior State	3	1	0.750
Maine	0	1	0.00
Massachusetts	2	1	0.667
Massachusetts Lowell	2	4	0.333
Merrimack	1	0	1.00
Miami	2	2	0.50
Michigan	11	6	
Michigan State	5	1	0.833
Minnesota	2	0	1.00
Minnesota-Duluth	1	1	0.50
Nebraska Omaha	2	0	1.00
New Hampshire	2	0	1.00
Northeastern	1	2	0.333
Northern Michigan	1	1	0.50
Ohio State	7	2	0.778
Providence College	2	0	1.00
St. Cloud State	0	2	0.00
Vermont	0	1	0.00
Western Michigan	3	0	1.00
Wisconsin	1	0	1.00

NOTRE DAME'S 2017-18 RECORD WHEN	
Overall	22-6-2
In Big Ten regular season games	16-3-1-1
Non-conference games	6-3-1
Home	11-4-1
Road	11-1-1
Neutral	0-1-0
In overtime games	1-1-2
When Notre Dame scores first	18-1-2
When opponents score first	4-5-0
When Notre Dame leads after 1 period	8-1-1
When Notre Dame trails after 1 period	5-4-0
When score is tied after 1 period	8-1-1
When Notre Dame leads after 2 periods	17-1-0
When Notre Dame trails after 2 periods	1-4-0
When score is tied after 2 periods	4-1-2
When Notre Dame trails at any point in the third period	1-5-1
When Notre Dame outshoots opponent	7-2-0
When opponent outshoots Notre Dame	15-4-2
When shots are even	0-0-0
In Game 1 of weekend series	11-3-1
In Game 2 of weekend series	11-3-1
In Game 1 of Big Ten weekend series	9-1-0
In Game 2 of Big Ten weekend series	7-2-1
In one-goal games	9-1-0
In two-goal games	7-3-0
When scoring 0-1 goals	3-3-0
When scoring two or more goals	19-3-2
When scoring three or more goals	15-2-0

When scoring four or more goals	11-2-0
When scoring five or more goals	6-0-0
<b>Against Ranked Opponents</b>	
vs. #1/1 Denver	0-1-1
vs. #6/6 Minnesota	2-0-0
vs. #6/6 Ohio State	1-1-0
at #12/12 Wisconsin	2-0-0
at #13/14 Minnesota	1-1-0
at #16/RV Ohio State	2-0-0
at #17 Penn State	1-0-1
vs. #18 Wisconsin	1-1-0
vs. #19/RV Penn State	2-0-0
<b>Total</b>	<b>12-4-2</b>
<b>Month-By-Month</b>	
Notre Dame in October	4-3-1
Notre Dame in November	8-0-0
Notre Dame in December	4-0-0
Notre Dame in January	4-2-0
Notre Dame in February	2-1-1
Notre Dame in March	
<b>Vs. Conferences</b>	
Atlantic Hockey	1-1-0
Big Ten	16-3-1
ECAC	2-0-0
NCHC	1-2-1
WCHA	2-0-0

## THE LAST TIME...

TEAM	
Notre Dame won in overtime	November, 18 2017 at RPI (1-0)
Notre Dame lost in overtime	January 26, 2018 at Minnesota (1-0)
Notre Dame tied in overtime	February 3, 2017 at Penn State (2-2, ND shootout win)
Notre Dame scored 10 or more goals in a game	December 29, 2010 vs. Canisius (10-2)
Notre Dame allowed 10 or more goals in a game	March 12, 2005 at Michigan (10-1)
Notre Dame had a home shutout	November 24, 2017 vs. Minnesota (Cale Morris, 44 saves)
Notre Dame had a road shutout	December 2, 2017 at Michigan State (Cale Morris, 23 saves)
Notre Dame had a neutral site shutout	October 13, 2012 vs. Maine (Steven Summerhays, 22 saves)
Notre Dame was shutout at home	November 26, 2016 vs. Clarkson (Jake Keilley 35 saves)
Notre Dame was shutout on the road/neutral	January 26, 2018 at Minnesota (Mat Robson, 25 saves; 1-0) January 21, 2018 vs. Wisconsin at the United Center (Jack Berry, 40 saves; 5-0)
Notre Dame won 1-0	November 24, 2017 vs. Minnesota (Cale Morris, 44 saves)
Notre Dame had 40 or more shots in a game	February 10, 2018 vs. Ohio State (40 shots)
Notre Dame had 50 or more shots in a game	October 7, 2016 vs. Arizona State (51 shots)
Notre Dame surrendered 40 or more shots in a game	February 3, 2018 at Penn State (57 shots)
Notre Dame surrendered 50 or more shots in a game	February 3, 2018 at Penn State (57 shots)
Notre Dame had three PP goals in a game	January 27, 2018 vs. Minnesota (4-1 win)
Notre Dame had four PP goals in a game	October 20, 2013 vs. Michigan Tech (7-3 win)
Notre Dame had six PP goals in a game	October 7, 2016 vs. Arizona State (9-2 win) February 13, 2009 vs. Northern Michigan (9-5 win)
Notre Dame had one short-handed goal	December 9, 2017 at Wisconsin (Dennis Gilbert, 6-2 win)
Notre Dame had two short-handed goals	January 7, 2011 at Northern Michigan (8-1 win) November 20, 2010 vs. Michigan State (4-2 win)
Notre Dame surrendered five PP goals	December 4, 2004 vs. Michigan (8-0 loss)
Notre Dame surrendered four PP goals	February 1, 2013 at Ohio State (6-3 loss)
Notre Dame surrendered three PP goals	December 2, 2016 at UMass (5-4 loss)
Notre Dame surrendered two short-handed goals	February 8, 2013 vs. Michigan (7-4 win)
Notre Dame played a #1 ranked team	October 14, 2017 vs. Denver (L, 4-2)
Notre Dame tied a #1 ranked team	October 13 2017 vs. Denver (T, 2-2 in OT)
Notre Dame defeated a #1 ranked team	March 1, 2014 at Boston College (W, 2-1 in OT)
Notre Dame defeated a #1 ranked team at home	November 8, 2013 vs. Minnesota (W, 4-1)
Notre Dame swept a series versus a top-10 opponent	November 24-25, 2017 vs. #6/6 Minnesota (1-0 & 5-2)
Notre Dame erased a two-goal deficit to win or tie	February 2, 2018 at Penn State (W, 5-3)
Notre Dame erased a two-goal, third period deficit to win	December 8, 2017 at Wisconsin (W, 3-2) December 10, 2015 at Boston College (W, 4-3)
Had at least eight penalty kills	November 17, 2017 at RPI (ND 8-for-8 on the PK)
Notre Dame took zero penalties in a game	December 2, 2017 at Michigan State (W, 2-0)



<b>INDIVIDUAL</b>	
Notre Dame player scored a hat trick	December 9, 2017 - Cal Burke at Wisconsin
Notre Dame defenseman scored a hat trick	January 18, 2015 - Robbie Russo at UConn
Notre Dame player scored four goals	October 19, 1995 - Brian Urick at Alaska Fairbanks
Notre Dame player scored five goals	December 29, 1971 - Ian Williams at Dartmouth
Notre Dame player had three assists	January 27, 2018 - Andrew Oglevie at Minnesota (0-3-3)
Notre Dame player had four assists	October 26, 2017 - Jake Evans vs. Omaha (0-4-4)
Notre Dame player had five assists	October 21, 1994 - Jamie Ling vs. Waterloo (2-5-7)
Notre Dame player had four points	October 26, 2017 - Jake Evans vs. Omaha (0-4-4)
Notre Dame player had five points	February 13, 2009 - Erik Condra at Northern Michigan (2-3-5)
Notre Dame player had six points	October 21, 1994 - Jamie Ling vs. Waterloo (2-5-7)
Notre Dame player had seven points	October 21, 1994 - Jamie Ling vs. Waterloo (2-5-7)
Notre Dame goalie made 35+ saves	February 3, 2018 - Cale Morris at Penn State, 55 saves (T, 2-2, ND Shootout win)
Notre Dame goalie made 40+ saves	February 3, 2018 - Cale Morris at Penn State, 55 saves (T, 2-2, ND Shootout win)
Notre Dame goalie made 50+ saves	February 3, 2018 - Cale Morris at Penn State, 55 saves (T, 2-2, ND Shootout win)
Opposing player scored a hat trick	October 19, 2017 - Vito Bavaro of Sacred Heart
Opposing player scored four goals	March 12, 1994 - Colin Ward of Western Michigan
Opposing player scored five goals	November 10, 1973 - Tom Ross of Michigan State
Opposing player had four assists	December 2, 2011 - Ludwig Karlsson of Northeastern (0-4-4)
Opposing player had five assists	January 20, 1996 - Kevin Hilton of Michigan (0-5-5)
Opposing player had four points	March 12, 2016 - Kevin Roy of Northeastern (2-2-4)
Opposing player had five points	January 27, 2001 - Jeff Hamilton of Yale (2-3-5)
Opposing player had six points	January 11, 1994 - John Gruden of Ferris State (4-3-7)
Opposing player had seven points	January 11, 1994 - John Gruden of Ferris State (4-3-7)
Opposing goalie made 35+ saves	February 10, 2018 - Sean Romeo of Ohio State, 39 saves (5-1 OSU win)
Opposing goalie made 40+ saves	January 21, 2018 - Jack Berry of Wisconsin, 40 saves (5-0 UW win)
Opposing goalie made 50+ saves	March 6, 2015 - Steve Mastalerz of UMass, 75 saves (4-3 ND loss)
Notre Dame had a penalty shot	January 21, 2017 - Joe Wegwerth (saved vs. New Hampshire)
Notre Dame scored on a penalty shot	December 6, 2013 - Jeff Costello (vs. UMass) March 16, 2013 - Bryan Rust (vs. Bowling Green)
Opponent had a penalty shot	February 3, 2018 - Andrew Strurtz, Penn State (saved by Cale Morris in OT in 2-2 tie) January 19, 2018 - Trent Frederic, Wisconsin (scored on Cale Morris, 4-2 ND win) March 10, 2017 - Shane Kavanagh, Providence (vs. Cal Petersen, missed wide, 5-0 ND win) January 29, 2016 - Colin White, Boston College (saved by Cal Petersen, 4-0 ND loss) January 22, 2016 - Ara Nazarian, New Hampshire (scored on Cal Petersen, 5-1 ND win) December 10, 2015 - Colin White, Boston College (saved by Cal Petersen, 4-3 ND win)

**2017-18 COMBINED STATS**

Date	Opponent	Score	Att.	Record:	Overall	Home	Away	Neutral	
Oct 06	ALABAMA HUNTSVILLE	W	5-3	3885	ALL GAMES	22-6-2	11-4-1	11-1-1	0-1-0
Oct 07	ALABAMA HUNTSVILLE	W	4-0	3412	CONFERENCE	16-3-1	7-1-0	9-1-1	0-1-0
Oct 13	#1 DENVER	Tot	2-2	4478	NON-CONFERENCE	6-3-1	4-3-1	2-0-0	0-0-0
Oct 14	#1 DENVER	L	2-4	4075					
Oct 19	SACRED HEART	L	4-6	3340					
Oct 20	SACRED HEART	W	3-1	4007					
Oct 26	OMAHA	L	4-6	3834					
Oct 27	OMAHA	W	5-4	4743					
* Nov 03	at #16 Ohio State	W	4-1	6749					
* Nov 04	at #16 Ohio State	W	3-2	5900					
* Nov 10	#19 PENN STATE	W	5-3	4574					
* Nov 11	#19 PENN STATE	W	1-0	4160					
Nov 17	at Rensselaer	W	4-1	2866					
Nov 18	at Rensselaer	Wot	1-0	3030					
* Nov 24	#6 MINNESOTA	W	1-0	4931					
* Nov 25	#6 MINNESOTA	W	5-2	4383					
* Dec 01	at Michigan State	W	3-1	6392					
* Dec 02	at Michigan State	W	2-0	5698					
* Dec 08	at #12 Wisconsin	W	3-2	9216					
* Dec 09	at #12 Wisconsin	W	6-2	11934					
* Jan 05	at MICHIGAN	W	2-1	5800					
* Jan 07	MICHIGAN	W	2-1	4896					
* Jan 19	#18 WISCONSIN	W	4-2	5630					
* Jan 21	vs #18 Wisconsin	L	0-5	9313					
* Jan 26	at #13 Minnesota	Lot	0-1	8501					
* Jan 27	at #13 Minnesota	W	4-1	9890					
* Feb 02	at #17 Penn State	W	5-3	6229					
* Feb 03	at #17 Penn State	Tot	2-2	6221					
* Feb 09	#6 OHIO STATE	W	2-1	5291					
* Feb 10	#6 OHIO STATE	L	1-5	5202					

TEAM STATISTICS	ND	OPP
<b>SHOT STATISTICS</b>		
Goals-Shot attempts	89-924	62-1065
Shot pct.	.096	.058
Goals/Game	3.0	2.1
Shots/Game	30.8	35.5
<b>POWER PLAYS</b>		
Goals-Power Plays	21-104	12-101
Conversion Percent	.202	.119
Shot Attempts	166	176
Shot Percent	.127	.068
<b>GOAL BREAKDOWN</b>		
Power Play	21	12
Short-handed	3	1
Empty net	7	4
Penalty	0	1
Unassisted	4	3
Overtime	1	1
Shootout	0	0
Delayed Penalty	0	0
<b>PENALTIES</b>		
Number	128	128
Minutes	300	278
Penalties/Game	4.3	4.3
Pen minutes/Game	10.0	9.3
SHOOTOUTS (Made-Att)	2-7	2-7

#	Player	gp	g	a	pts	sh	sh%	pen-min	pp	sh
18	Jake Evans	30	9	23	32	80	.112	7-14	2	1
15	Andrew Oglevie	26	12	16	28	87	.138	6-12	6	0
3	Jordan Gross	30	7	15	22	108	.065	10-20	3	1
11	Cal Burke	28	13	8	21	76	.171	2-15	1	0
27	Bobby Nardella	30	4	15	19	50	.080	7-14	2	0
26	Cam Morrison	30	5	12	17	64	.078	5-10	1	0
13	Colin Theisen	30	5	12	17	65	.077	7-14	1	0
25	Dylan Malmquist	24	7	8	15	40	.175	4-8	1	0
22	Andrew Peeke	29	3	8	11	39	.077	10-20	1	0
5	Matt Hellickson	30	2	7	9	34	.059	4-8	2	0
9	Dawson Cook	28	6	2	8	25	.240	5-10	0	0
4	Dennis Gilbert	29	3	5	8	38	.079	8-16	0	1
28	Jack Jenkins	30	2	6	8	54	.037	1-2	0	0
29	Bo Brauer	27	4	3	7	31	.129	7-25	0	0
21	Joe Wegwerth	22	3	4	7	35	.086	2-4	1	0
19	Mike O'Leary	30	2	5	7	33	.061	11-22	0	0
20	Justin Wade	26	0	3	3	20	.000	15-52	0	0
6	Tory Dello	29	1	1	2	24	.042	7-14	0	0
8	Matt Steeves	9	1	0	1	8	.125	4-8	0	0
14	Max Eisenmenger	5	0	1	1	2	.000	1-2	0	0
32	Cale Morris	27	0	1	1	0	.000	1-2	0	0
23	Luke Novak	4	0	1	1	7	.000	1-2	0	0
17	Pierce Crawford	8	0	0	0	2	.000	2-4	0	0
12	Felix Holmberg	4	0	0	0	2	.000	0-0	0	0
24	Luke Ripley	2	0	0	0	0	.000	0-0	0	0
TM	TEAM	9	0	0	0	0	.000	1-2	0	0
	Total	30	89	156	245	924	.096	128-300	21	3
	Opponents	30	62	103	165	1065	.058	128-278	12	1

#	Goalie	gp	min	ga	gaavg	saves	save%	w-l-t
32	Cale Morris	27	1574:10	46	1.75	870	.950	21-4-1
1	Dylan St. Cyr	5	235:11	12	3.06	133	.917	1-2-1
TM	EMPTY NET	9	4:27	4	-	0	.000	0-0-0
	Total	30	1813:48	62	2.05	1003	.942	22-6-2
	Opponents	30	1813:48	89	2.94	835	.904	6-22-2

Attendance Summary	ND	Opponent
Total	70841	88426
Dates/Avg Per Date	16/4428	13/6802
Neutral Site #/Avg	1/9313	

Goals by Period	1st	2nd	3rd	OT	Total
Notre Dame	20	36	32	1	89
Opponents	20	20	21	1	62

Saves by Period	1st	2nd	3rd	OT	Total
Notre Dame	340	302	352	9	1003
Opponents	280	298	245	12	835

**2017-18 INDIVIDUAL STATS**

Overall: 22-6-2 Conf: 16-3-1 Home: 11-4-1 Away: 11-1-1 Neut: 0-1-0

**OVERALL****CONFERENCE**

#	Player	gp	g	a	pts	sh	+/-	pen-min	pp	sh	gw	gp	g	a	pts	sh	+/-	pen-min	pp	sh	gw
18	Jake Evans	30	9	23	32	80	+11	7-14	2	1	4	20	5	9	14	53	+4	5-10	1	0	3
15	Andrew Oglevie	26	12	16	28	87	+5	6-12	6	0	4	18	8	11	19	60	+5	6-12	3	0	3
3	Jordan Gross	30	7	15	22	108	+10	10-20	3	1	2	20	2	8	10	57	+6	7-14	1	0	1
11	Cal Burke	28	13	8	21	76	+3	2-15	1	0	3	19	10	6	16	49	+4	0-0	1	0	2
27	Bobby Nardella	30	4	15	19	50	+3	7-14	2	0	0	20	1	7	8	34	+6	2-4	0	0	0
26	Cam Morrison	30	5	12	17	64	-6	5-10	1	0	1	20	2	9	11	46	-3	4-8	1	0	0
13	Colin Theisen	30	5	12	17	65	+10	7-14	1	0	0	20	2	7	9	45	+4	4-8	0	0	0
25	Dylan Malmquist	24	7	8	15	40	+7	4-8	1	0	2	20	7	8	15	37	+10	2-4	1	0	2
22	Andrew Peeke	29	3	8	11	39	+13	10-20	1	0	1	19	2	4	6	20	+9	8-16	1	0	1
5	Matt Hellickson	30	2	7	9	34	+5	4-8	2	0	1	20	2	3	5	22	+2	4-8	2	0	1
9	Dawson Cook	28	6	2	8	25	+4	5-10	0	0	2	20	4	1	5	18	+5	3-6	0	0	1
4	Dennis Gilbert	29	3	5	8	38	+8	8-16	0	1	0	20	2	5	7	24	+8	6-12	0	1	0
28	Jack Jenkins	30	2	6	8	54	+3	1-2	0	0	0	20	1	4	5	32	+6	1-2	0	0	0
29	Bo Brauer	27	4	3	7	31	+6	7-25	0	0	2	20	4	1	5	24	+6	6-23	0	0	2
21	Joe Wegwerth	22	3	4	7	35	+1	2-4	1	0	0	15	0	3	3	12	+1	1-2	0	0	0
19	Mike O'Leary	30	2	5	7	33	+5	11-22	0	0	0	20	2	4	6	19	+7	9-18	0	0	0
20	Justin Wade	26	0	3	3	20	-2	15-52	0	0	0	18	0	1	1	12	+3	11-44	0	0	0
6	Tory Dello	29	1	1	2	24	+4	7-14	0	0	0	20	1	1	2	12	+5	5-10	0	0	0
8	Matt Steeves	9	1	0	1	8	0	4-8	0	0	0	4	0	0	0	2	0	0-0	0	0	0
14	Max Eisenmenger	5	0	1	1	2	0	1-2	0	0	0	-	-	-	-	-	-	-	-	-	-
32	Cale Morris	27	0	1	1	0	0	1-2	0	0	0	-	-	-	-	-	-	-	-	-	-
23	Luke Novak	4	0	1	1	7	0	1-2	0	0	0	-	-	-	-	-	-	-	-	-	-
17	Pierce Crawford	8	0	0	0	2	-1	2-4	0	0	0	7	0	0	0	2	-1	1-2	0	0	0
12	Felix Holmberg	4	0	0	0	2	-2	0-0	0	0	0	-	-	-	-	-	-	-	-	-	-
24	Luke Ripley	2	0	0	0	0	0	0-0	0	0	0	-	-	-	-	-	-	-	-	-	-
TM	TEAM	9	0	0	0	0	0	1-2	0	0	0	-	-	-	-	-	-	-	-	-	-
	Total	30	89	156	245	924	+87	128-300	21	3	22	20	55	92	147	580	+87	85-203	11	1	16
	Opponents	30	62	103	165	1065	-100	128-278	12	1	6	20	35	60	95	737	-93	85-189	8	1	3

**OVERALL****CONFERENCE**

#	Player	gp	min.	ga	gaavg	saves	pct	w	l	t	gp	min.	ga	gaavg	saves	pct	w	l	t
32	Cale Morris	27	1574:10	46	1.75	870	.950	21	4	1	20	1195:22	34	1.71	696	.953	16	3	1
1	Dylan St. Cyr	5	235:11	12	3.06	133	.917	1	2	1	1	11:26	0	0.00	6	1.000	0	0	0
TM	TEAM	9	4:27	4	0.00	0	.000	0	0	0	6	1:47	1	0.00	0	.000	0	0	0
	Total	30	1813:48	62	2.05	1003	.942	22	6	2	20	1208:35	35	1.74	702	.953	16	3	1
	Opponents	30	1813:48	89	2.94	835	.904	6	22	2	20	1208:35	55	2.73	525	.905	3	16	1

Shots on Goal	shots	avg/g	shot%
Notre Dame	924	30.80	.096
Opponents	1065	35.50	.058

Shots on Goal	shots	avg/g	shot%
Notre Dame	580	29.00	.095
Opponents	737	36.85	.047

Power Plays	goals	chances	pp%
Notre Dame	21	104	.202
Opponents	12	101	.119

Power Plays	goals	chances	pp%
Notre Dame	11	68	.162
Opponents	8	64	.125

Goals by Period	1st	2nd	3rd	OT	Total
Notre Dame	20	36	32	1	89
Opponents	20	20	21	1	62

Goals by Period	1st	2nd	3rd	OT	Total
Notre Dame	13	20	22	0	55
Opponents	13	11	10	1	35

## 2017-18 LEADERS

##	Points	GP	G	A	Pts	Sh
18	Jake Evans	30	9	23	32	80
15	Andrew Oglevie	26	12	16	28	87
3	Jordan Gross	30	7	15	22	108
11	Cal Burke	28	13	8	21	76
27	Bobby Nardella	30	4	15	19	50
26	Cam Morrison	30	5	12	17	64
13	Colin Theisen	30	5	12	17	65
25	Dylan Malmquist	24	7	8	15	40
22	Andrew Peeke	29	3	8	11	39
5	Matt Hellickson	30	2	7	9	34

##	Goals	GP	G	A	Pts	Sh
11	Cal Burke	28	13	8	21	76
15	Andrew Oglevie	26	12	16	28	87
18	Jake Evans	30	9	23	32	80
3	Jordan Gross	30	7	15	22	108
25	Dylan Malmquist	24	7	8	15	40
9	Dawson Cook	28	6	2	8	25
26	Cam Morrison	30	5	12	17	64
13	Colin Theisen	30	5	12	17	65
27	Bobby Nardella	30	4	15	19	50
29	Bo Brauer	27	4	3	7	31

##	Power-Play Goals	GP	PPG
15	Andrew Oglevie	26	6
3	Jordan Gross	30	3
18	Jake Evans	30	2
27	Bobby Nardella	30	2
5	Matt Hellickson	30	2

##	Short-Handed Goals	GP	SHG
18	Jake Evans	30	1
4	Dennis Gilbert	29	1
3	Jordan Gross	30	1

##	Game-Winning Goals	GP	GWG
18	Jake Evans	30	4
15	Andrew Oglevie	26	4
11	Cal Burke	28	3
25	Dylan Malmquist	24	2
29	Bo Brauer	27	2
3	Jordan Gross	30	2
9	Dawson Cook	28	2

##	Plus/Minus	GP	+/-
22	Andrew Peeke	29	+13
18	Jake Evans	30	+11
3	Jordan Gross	30	+10
13	Colin Theisen	30	+10
4	Dennis Gilbert	29	+8
25	Dylan Malmquist	24	+7
29	Bo Brauer	27	+6
15	Andrew Oglevie	26	+5
5	Matt Hellickson	30	+5
19	Mike O'Leary	30	+5

##	Assists	GP	G	A	Pts	Sh
18	Jake Evans	30	9	23	32	80
15	Andrew Oglevie	26	12	16	28	87
3	Jordan Gross	30	7	15	22	108
27	Bobby Nardella	30	4	15	19	50
26	Cam Morrison	30	5	12	17	64
13	Colin Theisen	30	5	12	17	65
11	Cal Burke	28	13	8	21	76
25	Dylan Malmquist	24	7	8	15	40
22	Andrew Peeke	29	3	8	11	39
5	Matt Hellickson	30	2	7	9	34

##	Shots	GP	G	A	Pts	Sh	Sh%
3	Jordan Gross	30	7	15	22	108	.065
15	Andrew Oglevie	26	12	16	28	87	.138
18	Jake Evans	30	9	23	32	80	.112
11	Cal Burke	28	13	8	21	76	.171
13	Colin Theisen	30	5	12	17	65	.077
26	Cam Morrison	30	5	12	17	64	.078
28	Jack Jenkins	30	2	6	8	54	.037
27	Bobby Nardella	30	4	15	19	50	.080
25	Dylan Malmquist	24	7	8	15	40	.175
22	Andrew Peeke	29	3	8	11	39	.077

##	Shot Pct.	GP	G	A	Pts	Sh	Sh%
9	Dawson Cook	28	6	2	8	25	.240
25	Dylan Malmquist	24	7	8	15	40	.175
11	Cal Burke	28	13	8	21	76	.171
15	Andrew Oglevie	26	12	16	28	87	.138
29	Bo Brauer	27	4	3	7	31	.129
8	Matt Steeves	9	1	0	1	8	.125
18	Jake Evans	30	9	23	32	80	.112
21	Joe Wegwerth	22	3	4	7	35	.086
27	Bobby Nardella	30	4	15	19	50	.080
4	Dennis Gilbert	29	3	5	8	38	.079

##	Penalties	GP	Pen	Min
20	Justin Wade	26	15	52
19	Mike O'Leary	30	11	22
22	Andrew Peeke	29	10	20
3	Jordan Gross	30	10	20
4	Dennis Gilbert	29	8	16
13	Colin Theisen	30	7	14
27	Bobby Nardella	30	7	14
29	Bo Brauer	27	7	25
18	Jake Evans	30	7	14
6	Tory Dello	29	7	14

##	Penalty Minutes	GP	Pen	Min
20	Justin Wade	26	15	52
29	Bo Brauer	27	7	25
19	Mike O'Leary	30	11	22
3	Jordan Gross	30	10	20
22	Andrew Peeke	29	10	20
4	Dennis Gilbert	29	8	16
11	Cal Burke	28	2	15
27	Bobby Nardella	30	7	14
13	Colin Theisen	30	7	14
6	Tory Dello	29	7	14

**2017-18 RESULTS**

Date	Opponent	Score	Shots	Overall	Conf	Time	Att.	Goalie of record
Oct 06	ALABAMA HUNTSVILLE	W 5-3	40/28	1-0-0	0-0-0	2:20	3885	Cale Morris
Oct 07	ALABAMA HUNTSVILLE	W 4-0	31/34	2-0-0	0-0-0	2:12	3412	Dylan St. Cyr
Oct 13	#1 DENVER	Tot 2-2	29/48	2-0-1	0-0-0	2:35	4478	Dylan St. Cyr
Oct 14	#1 DENVER	L 2-4	33/34	2-1-1	0-0-0	2:28	4075	Cale Morris
Oct 19	SACRED HEART	L 4-6	33/28	2-2-1	0-0-0	2:13	3340	Dylan St. Cyr
Oct 20	SACRED HEART	W 3-1	43/25	3-2-1	0-0-0	2:21	4007	Cale Morris
Oct 26	OMAHA	L 4-6	35/36	3-3-1	0-0-0	2:20	3834	Dylan St. Cyr
Oct 27	OMAHA	W 5-4	35/31	4-3-1	0-0-0	2:25	4743	Cale Morris
* Nov 03	at #16 Ohio State	W 4-1	18/24	5-3-1	1-0-0	2:08	6749	Cale Morris
* Nov 04	at #16 Ohio State	W 3-2	23/41	6-3-1	2-0-0	2:23	5900	Cale Morris
* Nov 10	#19 PENN STATE	W 5-3	19/43	7-3-1	3-0-0	2:20	4574	Cale Morris
* Nov 11	#19 PENN STATE	W 1-0	27/33	8-3-1	4-0-0	2:12	4160	Cale Morris
Nov 17	at Rensselaer	W 4-1	31/39	9-3-1	4-0-0	2:22	2866	Cale Morris
Nov 18	at Rensselaer	Wot 1-0	34/25	10-3-1	4-0-0	2:20	3030	Cale Morris
* Nov 24	#6 MINNESOTA	W 1-0	23/44	11-3-1	5-0-0	2:17	4931	Cale Morris
* Nov 25	#6 MINNESOTA	W 5-2	35/42	12-3-1	6-0-0	2:22	4383	Cale Morris
* Dec 01	at Michigan State	W 3-1	18/30	13-3-1	7-0-0	2:05	6392	Cale Morris
* Dec 02	at Michigan State	W 2-0	29/23	14-3-1	8-0-0	2:04	5698	Cale Morris
* Dec 08	at #12 Wisconsin	W 3-2	32/36	15-3-1	9-0-0	2:24	9216	Cale Morris
* Dec 09	at #12 Wisconsin	W 6-2	29/41	16-3-1	10-0-0	2:23	11934	Cale Morris
* Jan 05	at MICHIGAN	W 2-1	27/36	17-3-1	11-0-0	2:18	5800	Cale Morris
* Jan 07	MICHIGAN	W 2-1	36/34	18-3-1	12-0-0	2:19	4896	Cale Morris
* Jan 19	#18 WISCONSIN	W 4-2	29/35	19-3-1	13-0-0	2:30	5630	Cale Morris
* Jan 21	vs #18 Wisconsin	L 0-5	40/46	19-4-1	13-1-0	2:25	9313	Cale Morris
* Jan 26	at #13 Minnesota	Lot 0-1	25/34	19-5-1	13-2-0	2:18	8501	Cale Morris
* Jan 27	at #13 Minnesota	W 4-1	30/17	20-5-1	14-2-0	2:21	9890	Cale Morris
* Feb 02	at #17 Penn State	W 5-3	37/51	21-5-1	15-2-0	2:25	6229	Cale Morris
* Feb 03	at #17 Penn State	Tot 2-2	34/57	21-5-2	15-2-1	2:33	6221	Cale Morris
* Feb 09	#6 OHIO STATE	W 2-1	29/32	22-5-2	16-2-1	2:29	5291	Cale Morris
* Feb 10	#6 OHIO STATE	L 1-5	40/38	22-6-2	16-3-1	2:15	5202	Cale Morris

Team Record	W-L-T	Attendance	Dates	Total	Avg.
Overall:	22-6-2	Total:	30	168580	5619
Conference:	16-3-1	Home:	16	70841	4428
Home:	11-4-1	Away:	13	88426	6802
Away:	11-1-1	Neutral:	1	9313	9313
Neutral:	0-1-0				
Overtime:	1-1-2				



## 2017-18 GAME-BY-GAME COMPARISON STATS

Date	Opponent	Score	Goals	Shots		Penalties		Power Plays	
				Assists	Shots	Pen-Min	Pen-Min	G-Ch	G-Ch
Oct 06	ALABAMA HUNTSVILLE	5-3	5 / 3	9 / 5	40 / 28	5-10	/ 5-10	2-5	/ 1-5
Oct 07	ALABAMA HUNTSVILLE	4-0	4 / 0	7 / 0	31 / 34	6-12	/ 5-10	1-4	/ 0-5
Oct 13	DENVER	2-2	2 / 2	4 / 4	29 / 48	2-4	/ 1-2	1-1	/ 1-2
Oct 14	DENVER	2-4	2 / 4	4 / 8	33 / 34	2-4	/ 3-6	1-3	/ 0-2
Oct 19	SACRED HEART	4-6	4 / 6	8 / 9	33 / 28	2-4	/ 4-8	2-3	/ 0-1
Oct 20	SACRED HEART	3-1	3 / 1	6 / 2	43 / 25	3-6	/ 4-8	0-4	/ 0-3
Oct 26	OMAHA	4-6	4 / 6	8 / 6	35 / 36	3-6	/ 4-8	1-4	/ 0-3
Oct 27	OMAHA	5-4	5 / 4	10 / 7	35 / 31	5-10	/ 7-14	1-5	/ 2-4
Nov 03	at Ohio State	4-1	4 / 1	6 / 1	18 / 24	3-17	/ 4-8	0-3	/ 0-1
Nov 04	at Ohio State	3-2	3 / 2	5 / 3	23 / 41	5-10	/ 4-8	0-3	/ 1-4
Nov 10	PENN STATE	5-3	5 / 3	8 / 5	19 / 43	2-4	/ 0-0	0-0	/ 0-2
Nov 11	PENN STATE	1-0	1 / 0	2 / 0	27 / 33	4-8	/ 3-6	0-3	/ 0-4
Nov 17	at Rensselaer	4-1	4 / 1	6 / 2	31 / 39	10-31	/ 6-15	1-4	/ 0-8
Nov 18	at Rensselaer	1-0	1 / 0	2 / 0	34 / 25	5-10	/ 4-8	0-3	/ 0-4
Nov 24	MINNESOTA	1-0	1 / 0	2 / 0	23 / 44	5-10	/ 4-8	1-3	/ 0-4
Nov 25	MINNESOTA	5-2	5 / 2	10 / 4	35 / 42	8-16	/ 6-20	0-4	/ 2-7
Dec 01	at Michigan State	3-1	3 / 1	4 / 2	18 / 30	2-4	/ 1-2	0-1	/ 0-2
Dec 02	at Michigan State	2-0	2 / 0	3 / 0	29 / 23	0-0	/ 1-2	0-1	/ 0-0
Dec 08	at Wisconsin	3-2	3 / 2	6 / 4	32 / 36	4-8	/ 7-14	0-6	/ 1-3
Dec 09	at Wisconsin	6-2	6 / 2	6 / 4	29 / 41	7-14	/ 6-12	1-4	/ 1-5
Jan 05	at MICHIGAN	2-1	2 / 1	4 / 2	27 / 36	1-2	/ 2-4	2-2	/ 0-1
Jan 07	MICHIGAN	2-1	2 / 1	4 / 2	36 / 34	3-6	/ 3-6	1-3	/ 0-3
Jan 19	WISCONSIN	4-2	4 / 2	6 / 2	29 / 35	8-27	/ 9-18	1-6	/ 0-3
Jan 21	vs Wisconsin	0-5	0 / 5	0 / 7	40 / 46	9-29	/ 7-25	0-4	/ 2-6
Jan 26	at Minnesota	0-1	0 / 1	0 / 2	25 / 34	3-6	/ 3-6	0-3	/ 0-3
Jan 27	at Minnesota	4-1	4 / 1	6 / 2	30 / 17	5-10	/ 8-16	3-6	/ 0-3
Feb 02	at Penn State	5-3	5 / 3	10 / 5	37 / 51	2-4	/ 1-2	1-1	/ 0-2
Feb 03	at Penn State	2-2	2 / 2	4 / 4	34 / 57	3-6	/ 4-8	0-4	/ 0-2
Feb 09	OHIO STATE	2-1	2 / 1	4 / 2	29 / 32	6-12	/ 7-14	0-6	/ 1-4
Feb 10	OHIO STATE	1-5	1 / 5	2 / 9	40 / 38	5-10	/ 5-10	1-5	/ 0-5
Totals		89-62	89 / 62	156 / 103	924 / 1065	128-300	/ 128-278	21-104	/ 12-101

Note: Game totals are displayed in the format TEAM/OPPONENT for each category

# 2017-18 G-A-P Game-by-Game

Opponent	Date	Score	1 CYR,DYLAN S	3 GROSS,JORD	4 GILBERT,DEN	5 HELLICKSON,	6 DELLO,TORY	8 STEEVES,MA	9 COOK,DAWS	11 BURKE,CAL	12 HOLMBERG,F	13 THEISEN,COL	14 EISENMENGE
UAH	Oct 06	5-3 W	DNP	0-3-3	1-0-1	0-1-1	0-0-0	DNP	0-0-0	0-0-0	0-0-0	1-0-1	0-1-1
UAH	Oct 07	4-0 W	0-0-0	1-0-1	0-0-0	0-1-1	DNP	1-0-1	0-0-0	0-0-0	DNP	0-1-1	0-0-0
DEN	Oct 13	2-2 t	0-0-0	0-1-1	0-0-0	0-0-0	0-0-0	DNP	DNP	0-0-0	0-0-0	0-0-0	0-0-0
DEN	Oct 14	2-4 L	DNP	1-0-1	0-0-0	0-0-0	0-0-0	DNP	DNP	0-0-0	0-0-0	0-0-0	0-0-0
SHU	Oct 19	4-6 L	0-0-0	0-0-0	0-0-0	0-0-0	0-0-0	0-0-0	1-0-1	1-0-1	DNP	0-1-1	0-0-0
SHU	Oct 20	3-1 W	DNP	0-1-1	DNP	0-0-0	0-0-0	DNP	1-0-1	0-0-0	DNP	0-1-1	DNP
OMAHA	Oct 26	4-6 L	0-0-0	1-0-1	0-0-0	0-1-1	0-0-0	0-0-0	0-0-0	1-0-1	DNP	0-1-1	DNP
OMAHA	Oct 27	5-4 W	DNP	1-2-3	0-0-0	0-0-0	0-0-0	0-0-0	0-1-1	0-2-2	0-0-0	2-0-2	DNP
at OSU	Nov 03	4-1 W	DNP	0-1-1	0-0-0	0-1-1	0-0-0	0-0-0	0-0-0	1-1-2	DNP	1-1-2	DNP
at OSU	Nov 04	3-2 W	DNP	0-0-0	0-0-0	0-0-0	0-0-0	0-0-0	0-0-0	1-0-1	DNP	0-0-0	DNP
PSU	Nov 10	5-3 W	DNP	0-0-0	0-1-1	0-1-1	0-1-1	DNP	1-1-2	0-0-0	DNP	0-0-0	DNP
PSU	Nov 11	1-0 W	DNP	0-0-0	0-1-1	0-0-0	0-0-0	0-0-0	0-0-0	0-0-0	DNP	0-0-0	DNP
at RPI	Nov 17	4-1 W	DNP	1-0-1	0-0-0	0-1-1	0-0-0	0-0-0	0-0-0	1-0-1	DNP	0-1-1	DNP
at RPI	Nov 18	1-0 W	DNP	0-0-0	0-0-0	0-0-0	0-0-0	DNP	0-0-0	DNP	DNP	0-0-0	DNP
MINN	Nov 24	1-0 W	DNP	0-1-1	0-0-0	0-0-0	0-0-0	DNP	0-0-0	0-0-0	DNP	0-0-0	DNP
MINN	Nov 25	5-2 W	DNP	0-1-1	0-1-1	0-0-0	1-0-1	DNP	0-0-0	2-0-2	DNP	0-1-1	DNP
at MSU	Dec 01	3-1 W	DNP	0-2-2	0-0-0	0-0-0	0-0-0	DNP	0-0-0	1-0-1	DNP	1-0-1	DNP
at MSU	Dec 02	2-0 W	DNP	0-0-0	0-0-0	0-0-0	0-0-0	DNP	0-0-0	1-0-1	DNP	0-1-1	DNP
at UW	Dec 08	3-2 W	DNP	0-0-0	0-1-1	0-0-0	0-0-0	DNP	1-0-1	0-0-0	DNP	0-2-2	DNP
at UW	Dec 09	6-2 W	DNP	0-0-0	2-0-2	0-0-0	0-0-0	DNP	0-0-0	3-0-3	DNP	0-0-0	DNP
at MICH	Jan 05	2-1 W	DNP	0-1-1	0-0-0	1-0-1	0-0-0	DNP	0-0-0	0-1-1	DNP	0-0-0	DNP
MICH	Jan 07	2-1 W	DNP	0-0-0	0-0-0	1-0-1	0-0-0	DNP	0-0-0	0-0-0	DNP	0-1-1	DNP
UW	Jan 19	4-2 W	DNP	0-0-0	0-0-0	0-0-0	0-0-0	DNP	1-0-1	0-1-1	DNP	0-1-1	DNP
vs UW	Jan 21	0-5 L	DNP	0-0-0	0-0-0	0-0-0	0-0-0	DNP	0-0-0	0-0-0	DNP	0-0-0	DNP
at MINN	Jan 26	0-1 L	DNP	0-0-0	0-0-0	0-0-0	0-0-0	DNP	0-0-0	0-0-0	DNP	0-0-0	DNP
at MINN	Jan 27	4-1 W	DNP	1-1-2	0-0-0	0-0-0	0-0-0	0-0-0	0-0-0	DNP	DNP	0-0-0	DNP
at PSU	Feb 02	5-3 W	DNP	0-0-0	0-1-1	0-1-1	0-0-0	DNP	1-0-1	0-1-1	DNP	0-0-0	DNP
at PSU	Feb 03	2-2 t	DNP	0-1-1	0-0-0	0-0-0	0-0-0	DNP	0-0-0	1-1-2	DNP	0-0-0	DNP
OSU	Feb 09	2-1 W	DNP	1-0-1	0-0-0	0-0-0	0-0-0	DNP	0-0-0	0-1-1	DNP	0-0-0	DNP
OSU	Feb 10	1-5 L	0-0-0	0-0-0	0-0-0	0-0-0	0-0-0	DNP	0-0-0	0-0-0	DNP	0-0-0	DNP

Opponent	Date	Score	15 OGLEVIE,AN	17 CRAWFORD,	18 EVANS,JAKE	19 O'LEARY,MIK	20 WADE,JUSTI	21 WEGWERTH,	22 PEEKE,ANDR	23 NOVAK,LUKE	24 RIPLEY,LUKE	25 MALMQUIST,	26 MORRISON,C
UAH	Oct 06	5-3 W	0-2-2	DNP	2-1-3	0-0-0	DNP	0-0-0	0-0-0	DNP	0-0-0	DNP	0-1-1
UAH	Oct 07	4-0 W	2-0-2	DNP	0-2-2	0-0-0	0-0-0	0-1-1	0-0-0	DNP	DNP	DNP	0-0-0
DEN	Oct 13	2-2 t	1-0-1	DNP	1-0-1	0-0-0	0-1-1	0-0-0	0-0-0	DNP	DNP	DNP	0-1-1
DEN	Oct 14	2-4 L	0-1-1	DNP	0-2-2	0-0-0	0-0-0	0-0-0	0-0-0	DNP	DNP	DNP	1-0-1
SHU	Oct 19	4-6 L	1-0-1	DNP	0-0-0	0-1-1	0-1-1	1-0-1	0-1-1	DNP	DNP	DNP	0-1-1
SHU	Oct 20	3-1 W	0-0-0	DNP	0-0-0	0-0-0	0-0-0	2-0-2	0-2-2	0-0-0	0-0-0	DNP	0-0-0
OMAHA	Oct 26	4-6 L	DNP	DNP	0-4-4	0-0-0	0-0-0	DNP	1-0-1	0-1-1	DNP	0-0-0	0-0-0
OMAHA	Oct 27	5-4 W	DNP	DNP	0-3-3	0-0-0	0-0-0	DNP	0-0-0	0-0-0	DNP	0-0-0	1-0-1
at OSU	Nov 03	4-1 W	DNP	0-0-0	0-0-0	0-0-0	0-0-0	DNP	0-1-1	DNP	DNP	1-0-1	1-0-1
at OSU	Nov 04	3-2 W	DNP	0-0-0	1-2-3	0-0-0	0-0-0	DNP	0-2-2	DNP	DNP	1-1-2	0-0-0
PSU	Nov 10	5-3 W	1-1-2	DNP	0-1-1	0-1-1	0-0-0	0-0-0	0-0-0	DNP	DNP	0-0-0	0-0-0
PSU	Nov 11	1-0 W	0-0-0	0-0-0	0-0-0	0-1-1	DNP	DNP	0-0-0	DNP	DNP	0-0-0	0-0-0
at RPI	Nov 17	4-1 W	0-2-2	DNP	1-1-2	0-0-0	DNP	0-0-0	0-0-0	DNP	DNP	0-0-0	0-0-0
at RPI	Nov 18	1-0 W	0-0-0	0-0-0	0-1-1	0-0-0	0-0-0	DNP	0-1-1	0-0-0	DNP	0-0-0	1-0-1
MINN	Nov 24	1-0 W	1-0-1	0-0-0	0-0-0	0-0-0	0-0-0	DNP	0-0-0	DNP	DNP	0-0-0	0-0-0
MINN	Nov 25	5-2 W	0-0-0	0-0-0	1-2-3	1-0-1	0-0-0	DNP	0-0-0	DNP	DNP	0-0-0	0-3-3
at MSU	Dec 01	3-1 W	0-0-0	DNP	1-1-2	0-0-0	0-1-1	0-0-0	0-0-0	DNP	DNP	0-0-0	0-0-0
at MSU	Dec 02	2-0 W	1-0-1	DNP	0-1-1	0-0-0	0-0-0	0-0-0	0-0-0	DNP	DNP	0-1-1	0-0-0
at UW	Dec 08	3-2 W	0-1-1	DNP	0-0-0	0-1-1	0-0-0	0-1-1	0-0-0	DNP	DNP	2-0-2	0-0-0
at UW	Dec 09	6-2 W	0-2-2	DNP	0-0-0	1-0-1	0-0-0	0-0-0	0-0-0	DNP	DNP	0-1-1	0-2-2
at MICH	Jan 05	2-1 W	1-0-1	0-0-0	0-0-0	0-0-0	0-0-0	1-0-1	0-0-0	DNP	DNP	0-1-1	0-1-1
MICH	Jan 07	2-1 W	1-0-1	DNP	0-0-0	0-0-0	0-0-0	0-0-0	0-0-0	DNP	DNP	0-1-1	0-1-1
UW	Jan 19	4-2 W	1-1-2	DNP	1-0-1	0-0-0	0-0-0	0-0-0	1-1-2	DNP	DNP	0-1-1	0-1-1
vs UW	Jan 21	0-5 L	0-0-0	0-0-0	0-0-0	0-0-0	DNP	0-0-0	0-0-0	DNP	DNP	0-0-0	0-0-0
at MINN	Jan 26	0-1 L	0-0-0	DNP	0-0-0	0-0-0	0-0-0	0-0-0	0-0-0	DNP	DNP	0-0-0	0-0-0
at MINN	Jan 27	4-1 W	0-3-3	DNP	1-1-2	0-0-0	0-0-0	0-0-0	0-0-0	DNP	DNP	2-0-2	0-0-0
at PSU	Feb 02	5-3 W	1-0-1	DNP	0-0-0	0-1-1	0-0-0	0-2-2	1-0-1	DNP	DNP	0-1-1	0-0-0
at PSU	Feb 03	2-2 t	0-2-2	DNP	0-0-0	0-0-0	0-0-0	0-0-0	0-0-0	DNP	DNP	1-0-1	0-0-0
OSU	Feb 09	2-1 W	1-0-1	DNP	0-1-1	0-0-0	0-0-0	0-0-0	0-0-0	DNP	DNP	0-1-1	0-1-1
OSU	Feb 10	1-5 L	0-1-1	DNP	0-0-0	0-0-0	0-0-0	0-0-0	0-0-0	DNP	DNP	0-0-0	1-0-1

## 2017-18 G-A-P Game-by-Game

Opponent	Date	Score	27		28		29		32	
				NARDELLA,B	JENKINS,JAC	BRAUER,BO	MORRIS,CAL			
UAH	Oct 06	5-3 W	1-0-1	0-0-0	DNP	0-0-0				
UAH	Oct 07	4-0 W	0-1-1	0-0-0	0-1-1	DNP				
DEN	Oct 13	2-2 t	0-1-1	0-0-0	0-0-0	DNP				
DEN	Oct 14	2-4 L	0-1-1	0-0-0	0-0-0	0-0-0				
SHU	Oct 19	4-6 L	0-2-2	0-1-1	DNP	DNP				
SHU	Oct 20	3-1 W	0-0-0	0-1-1	0-1-1	0-0-0				
OMAHA	Oct 26	4-6 L	1-1-2	0-0-0	0-0-0	0-0-0				
OMAHA	Oct 27	5-4 W	0-2-2	1-0-1	DNP	0-0-0				
at OSU	Nov 03	4-1 W	0-0-0	0-1-1	0-0-0	0-0-0				
at OSU	Nov 04	3-2 W	0-0-0	0-0-0	0-0-0	0-0-0				
PSU	Nov 10	5-3 W	1-1-2	1-0-1	1-0-1	0-0-0				
PSU	Nov 11	1-0 W	0-0-0	0-0-0	1-0-1	0-0-0				
at RPI	Nov 17	4-1 W	1-0-1	0-0-0	0-0-0	0-1-1				
at RPI	Nov 18	1-0 W	0-0-0	0-0-0	0-0-0	0-0-0				
MINN	Nov 24	1-0 W	0-1-1	0-0-0	0-0-0	0-0-0				
MINN	Nov 25	5-2 W	0-0-0	0-1-1	0-1-1	0-0-0				
at MSU	Dec 01	3-1 W	0-0-0	0-0-0	0-0-0	0-0-0				
at MSU	Dec 02	2-0 W	0-0-0	0-0-0	0-0-0	0-0-0				
at UW	Dec 08	3-2 W	0-0-0	0-0-0	0-0-0	0-0-0				
at UW	Dec 09	6-2 W	0-0-0	0-1-1	0-0-0	0-0-0				
at MICH	Jan 05	2-1 W	0-0-0	0-0-0	0-0-0	0-0-0				
MICH	Jan 07	2-1 W	0-1-1	0-0-0	0-0-0	0-0-0				
UW	Jan 19	4-2 W	0-0-0	0-0-0	0-0-0	0-0-0				
vs UW	Jan 21	0-5 L	0-0-0	0-0-0	0-0-0	0-0-0				
at MINN	Jan 26	0-1 L	0-0-0	0-0-0	0-0-0	0-0-0				
at MINN	Jan 27	4-1 W	0-1-1	0-0-0	0-0-0	0-0-0				
at PSU	Feb 02	5-3 W	0-2-2	0-1-1	2-0-2	0-0-0				
at PSU	Feb 03	2-2 t	0-0-0	0-0-0	0-0-0	0-0-0				
OSU	Feb 09	2-1 W	0-0-0	0-0-0	0-0-0	0-0-0				
OSU	Feb 10	1-5 L	0-1-1	0-0-0	0-0-0	0-0-0				

<b>1</b>	<b>ST. CYR</b>	<b>FR.</b>	<b>GOALTENDER</b>
----------	----------------	------------	-------------------



Northville, Michigan  
USNTDP (USHL)

**Career Highs**

Saves: 46 (vs. Denver 10/13/17)  
Goals Against: 5 (2x - vs. Omaha 10/26/17)  
Shutouts: 1 (vs. Alabama Huntsville 10/7/17)  
Points: N/A

his first career start since Mike Johnson blanked Providence 2-0 on Oct. 16, 2009 at the Joyce Center (29 saves).  

- Started game one of the Denver series and made 46 saves as the Irish skated to a 2-2 overtime tie with the No. 1 ranked Pioneers.

**As a Freshman**

- Made his Irish debut against Alabama Huntsville (Oct. 7) and posted a shutout in his first career start (34 saves).
- St. Cyr became the first Irish goaltender to record a shutout in


**ST. CYR'S GAME-BY-GAME (2017-18)**

Date	Opponent	Score	Minutes	GA	GAAvg	Saves	Save%	W	L	T	PP	SH	EN	PN	SO
Oct 07, 2017	ALABAMA HUNTSVILLE	4-0	60:00	0	0.00	34	1.000	1	0	0	0	0	0	0	0
Oct 13, 2017	DENVER	2-2	65:00	2	0.96	46	.976	1	0	1	1	0	0	0	0
Oct 19, 2017	SACRED HEART	4-6	58:46	5	2.29	22	.936	1	1	1	0	0	0	0	0
Oct 26, 2017	OMAHA	4-6	39:59	5	3.22	25	.914	1	2	1	0	0	0	0	0
Feb 10, 2018	OHIO STATE	1-5	11:26	0	3.06	6	.917	1	2	1	0	0	0	0	0
<b>Totals</b>			235:11	12	3.06	133	.917	1	2	1	1	0	0	0	0

**ST. CYR'S CAREER STATS**

Goalie	GP-GS	Minutes	GA	GAAvg	Saves	Save%	W	L	T	Sho	PPG	SHG
2017	5-4	235:11	12	3.06	133	.917	1	2	1	1.0	1	0
<b>TOTAL</b>	5-4	235:11	12	3.06	133	.917	1	2	1	1.0	1	0

<b>2</b>	<b>TONY BRETZMAN</b>	<b>SR.</b>	<b>DEFENSEMAN</b>
----------	----------------------	------------	-------------------



Mendota Heights, Minnesota  
Langley Rivermen (BCHL)

**Career Highs**


Goals: 1 (2x - vs. UConn 11/1/15)  
Assists: 1 (2x - at UMass 12/3/16)  
Points: 1 (4x - at UMass 12/3/16)  
Multi-Point Games: N/A  
Point Streak: N/A  
Most Recent Goal: 11/1/15 (W, 8-2 at UConn)

**As a Senior**

**BRETZMAN'S CAREER STATS**

Season	GP	G	A	Points	Shots	Shot%	Pen-Min	+/-	PPG	SHG	GWG	Blk
2014	17	1	1	2	8	.125	3-6	-2	0	0	1	15
2015	8	1	0	1	5	.200	2-4	+2	0	0	0	13
2016	15	0	1	1	7	.000	1-2	-1	0	0	0	10
<b>TOTAL</b>	40	2	2	4	-	-	6-12	-1	0	0	1	38

**3 JORDAN GROSS SR. DEFENSEMAN**



Maple Grove, Minnesota  
Green Bay Gamblers (USHL)

**Career Highs**

Goals: 2 (2x - vs. Northeastern 11/12/15)  
 Assists: 3 (2x - vs. Alabama Huntsville 10/6/17)  
 Points: 3 (3x - vs. Alabama Huntsville 10/6/17)  
 Multi-Point Games: 25  
 Point Streak: 9 games (Dec. 5, 2014 - Jan. 23, 2015; 3-8-11)  
 Most Recent Goal: 2/9/18 (W, 2-1 vs. Ohio State)

**As a Senior**

- Serving as an alternate captain for the first time in his Irish career.
- Opened the season with a three-assist game against Alabama Huntsville (Oct. 6) and followed by scoring a goal in the 4-0 win over the Chargers on Oct. 7 for a four-point weekend.
- Was named the Big Ten's Third Star of the Week (Oct. 10).
- Scored a game-tying, third period goal against No. 1 Denver in Notre Dame's 4-2 defeat (Oct. 14).
- That goal against the Pioneers was a power-play tally that

was blasted through the back of the net and later called a goal after video review.

- Had a goal and two assists in Notre Dame's 5-4 win over Omaha (Oct. 27), including his 100th career point on the assist and the game-winning goal.
- He became the 53rd player in program history to reach 100 career points.
- Had a pair of assists in Notre Dame's 3-1 win at Michigan State.
- Had a power-play goal and an assist to lead Notre Dame to a 4-1 win at Minnesota (Jan. 27).
- Notched the shootout winner in Notre Dame's 2-2 tie/shootout win at Penn State (Feb. 3) in his first career shootout.
- Scored the game-winning goal against Ohio State in what proved to be the Big Ten Regular Season Championship clinching win, 2-1 (Feb. 9).

**GROSS' CAREER STATS**

Season	GP	G	A	Points	Shots	Shot%	Pen-Min	+/-	PPG	SHG	GWG	Blk
2014	42	7	21	28	92	.076	7-14	+8	1	0	1	41
2015	37	9	22	31	113	.080	11-30	+15	2	0	1	40
2016	40	10	22	32	160	.062	6-12	+10	5	0	3	66
2017	30	7	15	22	108	.065	10-20	+10	3	1	2	34
<b>TOTAL</b>	<b>149</b>	<b>33</b>	<b>80</b>	<b>113</b>	<b>473</b>	<b>.070</b>	<b>34-76</b>	<b>+43</b>	<b>11</b>	<b>1</b>	<b>7</b>	<b>181</b>

**4 DENNIS GILBERT JR. DEFENSEMAN**



Buffalo, New York  
Chicago Steel (USHL)

**Career Highs**

Goals: 2 (at Wisconsin 12/9/17)  
 Assists: 2 (8x - vs. Providence 2/18/17)  
 Points: 2 (10x - at Wisconsin 12/9/17)  
 Multi-Point Games: 10  
 Point Streak: 5 games (Feb. 4 - Feb. 18, 2017; 0-9-9)  
 Most Recent Goal: 12/9/17 (W, 6-2 at Wisconsin -- 2 goals)

**As a Junior**

- Notched a goal in Notre Dame's 5-3 season-opening win over Alabama Huntsville to tie the game at 3-3 (Oct. 6).

- That goal against the Chargers was his first since he netted the game winner in Notre Dame's 4-3 comeback win at Boston College during his freshman season (Dec. 10, 2015).
- Missed game two of the Sacred Heart series with an injury.
- Posted his first career two-goal game in Notre Dame's 6-2 win at 12th-ranked Wisconsin (Dec. 9), including his first career shorthanded tally.

**GILBERT'S CAREER STATS**

Season	GP	G	A	Points	Shots	Shot%	Pen-Min	+/-	PPG	SHG	GWG	Blk
2015	37	2	8	10	54	.037	17-34	+5	1	0	1	70
2016	40	0	22	22	50	.000	11-22	+27	0	0	0	78
2017	29	3	5	8	38	.079	8-16	+8	0	1	0	64
<b>TOTAL</b>	<b>106</b>	<b>5</b>	<b>35</b>	<b>40</b>	<b>142</b>	<b>.035</b>	<b>36-72</b>	<b>+40</b>	<b>1</b>	<b>1</b>	<b>1</b>	<b>212</b>



**5 MATT HELLICKSON FR. DEFENSEMAN**



Rogers, Minnesota  
Sioiux City Muskateers (USHL)

**Career Highs**

Goals: 1 (at Michigan 1/5/18)  
Assists: 1 (7x - at Penn State 2/2/18)  
Points: 1 (7x - at Michigan 1/5/18)  
Multi-Point Games: N/A  
Point Streak: 2 games (Jan. 5 - 7, 2018; 2-0-2)  
Most Recent Goal: 1/7/18 (W, 2-1 vs. Michigan)

**As a Freshman**

- Notched an assist in his first career game, a 5-3 win over Alabama Huntsville (Oct. 6).
- Added an assist in Notre Dame's 4-0 game two win over the

Chargers (Oct. 7).

- Had the primary assist on Dawson Cook's third-period, game-winning goal in Notre Dame's 5-3 victory against Penn State (Nov. 10).
- Scored his first career goal with a power-play tally in Notre Dame's 2-1 win at Michigan (Jan. 5).
- Netted what proved to be the game-winning power-play goal against Michigan in the 2-1 Irish win at home to complete the weekend sweep (Jan. 7).
- It marked his first career game winner.

**HELLICKSON'S CAREER STATS**

Season	GP	G	A	Points	Shots	Shot%	Pen-Min	+/-	PPG	SHG	GWG	Blk
2017	30	2	7	9	34	.059	4-8	+5	2	0	1	20
TOTAL	30	2	7	9	34	.059	4-8	+5	2	0	1	20

**6 TORY DELLO SO. DEFENSEMAN**



Crystal Lake, Illinois  
Tri-City Storm (USHL)

**Career Highs**

Goals: 1 (2x - vs. Minnesota 11/25/17)  
Assists: 2 (vs. Holy Cross 11/25/16)  
Points: 2 (vs. Holy Cross 11/25/16)  
Multi-Point Games: 1  
Point Streak: 3 games (Feb. 17-24, 2017; 0-3-3)  
Most Recent Goal: 11/25/17 (W, 5-2 vs. Minnesota)

**As a Sophomore**

- Notched his first point of the season with an assist in Notre Dame's 5-3 victory against Penn State (Nov. 10).
- Scored Notre Dame's second goal in an eventual 5-2 win over sixth-ranked Minnesota (Nov. 25).

**DELLO'S CAREER STATS**

Season	GP	G	A	Points	Shots	Shot%	Pen-Min	+/-	PPG	SHG	GWG	Blk
2016	39	1	11	12	80	.013	23-65	+5	0	0	0	60
2017	29	1	1	2	24	.042	7-14	+4	0	0	0	47
TOTAL	68	2	12	14	104	.019	30-79	+9	0	0	0	107

<b>8</b>	<b>MATT STEEVES</b>	<b>FR.</b>	<b>FORWARD</b>
----------	---------------------	------------	----------------



Bedford, New Hampshire  
Muskegon Lumberjacks (USHL)

**Career Highs**

Goals: 1 (vs. Alabama Huntsville 10/7/17)  
 Assists: N/A  
 Points: 1 (vs. Alabama Huntsville 10/7/17)  
 Multi-Point Games: N/A  
 Point Streak: N/A  
 Most Recent Goal: 10/7/17 (W, 4-0 vs. Alabama Huntsville)

**As a Freshman**

- Notched a goal in Notre Dame's 4-0 win over Alabama Huntsville, which was his first career game (Oct. 7).
- That goal came on Steeves' first shot on goal in an Irish uniform.

STEEVES' CAREER STATS												
Season	GP	G	A	Points	Shots	Shot%	Pen-Min	+/-	PPG	SHG	GWG	Blk
2017	9	1	0	1	8	.125	4-8	0	0	0	0	2
TOTAL	9	1	0	1	8	.125	4-8	0	0	0	0	2

<b>9</b>	<b>DAWSON COOK</b>	<b>SR</b>	<b>FORWARD</b>
----------	--------------------	-----------	----------------



Cadillac, Michigan  
Green Bay Gamblers (USHL)

**Career Highs**

Goals: 1 (11x - at Penn State 2/2/18)  
 Assists: 1 (9x - vs. Penn State 11/10/17)  
 Points: 2 (vs. Penn State 11/10/17)  
 Multi-Point Games: 1  
 Point Streak: 2 games (Nov. 28 - Dec. 4, 2015)  
 Most Recent Goal: 2/2/18 (W, 5-3 at Penn State)

**As a Senior**

- Missed the Denver series with an upper body injury.
- Scored his first goal of the season in the game one loss to Sacred Heart (Oct. 19).

- Scored what proved to be the game winner against Sacred Heart (Oct. 20) for his second career game winner.
- Had the game-winning goal and added an assist for his first career multi-point game in Notre Dame's 5-3 win over Penn State (Nov. 10).
- Scored the third period, game-tying goal in Notre Dame's 3-2 comeback win at 12th-ranked Wisconsin (Dec. 8).
- Added the empty net goal to seal Notre Dame's 4-2 win over Wisconsin (Jan. 19).
- Sealed Notre Dame's 5-3 win at Penn State by scoring the fifth Irish goal midway through the third period (Feb. 2).

COOK'S CAREER STATS												
Season	GP	G	A	Points	Shots	Shot%	Pen-Min	+/-	PPG	SHG	GWG	Blk
2014	35	1	1	2	11	.091	4-8	-6	0	0	0	9
2015	32	3	1	4	16	.188	2-4	-2	0	0	1	7
2016	39	1	5	6	39	.026	4-8	0	0	0	0	16
2017	28	6	2	8	25	.240	5-10	+4	0	0	2	11
TOTAL	134	11	9	20	91	.121	15-30	-4	0	0	3	43

**11 CAL BURKE** **SO** **FORWARD**



Boxborough, Massachusetts  
Cedar Rapids RoughRiders (USHL)

**Career Highs**

Goals: 3 (at Wisconsin 12/9/17)  
Assists: 2 (2x - vs. Omaha 10/27/17)  
Points: 3 (at Wisconsin 12/9/17)  
Multi-Point Games: 6  
Point Streak: 5 games (Feb. 3 - Feb. 17, 2017)  
Most Recent Goal: 2/3/18 (T, 2-2 at Penn State)

**As a Sophomore**

- Scored his first goal of the season to put the Irish up 1-0 just 62 seconds into the game one loss to Sacred Heart (Oct. 19).
- Scored his second goal of the season against Omaha on Notre Dame's 6-4 loss (Oct. 26).
- Had a pair of assists in Notre Dame's 5-4 win over Omaha (Oct. 27).
- Scored the first goal in Notre Dame's wins at #16 Ohio State (Nov. 3 & 4).
- Notched the game winner in Notre Dame's 4-1 win at RPI (Nov. 17).

- Scored a pair of goals to lead Notre Dame to a 5-2 win over sixth-ranked Minnesota (Nov. 25), marking his first career two-goal game.
- Scored the game-winning goal in Notre Dame's 3-1 win at Michigan State (Dec. 1).
- Posted his first career hat trick and led the Irish to a 6-2 win at 12th-ranked Wisconsin (Dec. 9) as Notre Dame closed out the first semester on a 13-game winning streak.
- It marked the first Notre Dame hat trick since Steven Fogarty found the back of the net three times against Penn State on Oct. 16, 2015.
- Named the Big Ten's Third Star of the Week following that series at Wisconsin (Dec. 12).
- Missed game two at Minnesota (Jan. 27) with a lower body injury.
- Had a goal and an assist in Notre Dame's 2-2 tie (shootout win) at Penn State (Feb. 3).

**BURKE'S CAREER STATS**

Season	GP	G	A	Points	Shots	Shot%	Pen-Min	+/-	PPG	SHG	GWG	Blk
2016	35	3	8	11	69	.043	4-8	+3	0	0	1	10
2017	28	13	8	21	76	.171	2-15	+3	1	0	3	12
TOTAL	63	16	16	32	145	.110	6-23	+6	1	0	4	22

**12 FELIX HOLMBERG** **SO** **FORWARD**



Stockholm, Sweden  
AIK J20 (SuperElit)

**Career Highs**

Goals: 1 (at Boston College 1/28/17)  
Assists: N/A  
Points: 1 (at Boston College 1/28/17)  
Multi-Point Games: N/A  
Point Streak: N/A  
Most Recent Goal: 1/28/17 (L, 6-4 at Boston College)

**As a Sophomore**

**HOLMBERG'S CAREER STATS**

Season	GP	G	A	Points	Shots	Shot%	Pen-Min	+/-	PPG	SHG	GWG	Blk
2016	18	1	0	1	8	.125	1-2	-1	0	0	0	4
2017	4	0	0	0	2	.000	0-0	-2	0	0	0	1
TOTAL	22	1	0	1	10	.100	1-2	-3	0	0	0	5

<b>13</b>	<b>COLIN THEISEN</b>	<b>FR.</b>	<b>FORWARD</b>
-----------	----------------------	------------	----------------



Monroe, Michigan  
Dubuque Fighting Saints (USHL)

**Career Highs**

Goals: 2 (vs. Omaha 10/27/17)  
 Assists: 2 (at Wisconsin 12/8/17)  
 Points: 2 (3x - at Wisconsin 12/8/17)  
 Multi-Point Games: 3  
 Point Streak: 5 games (Oct. 19- Nov. 3, 2017; 3-4-7)  
 Most Recent Goal: 12/1/17 (W, 3-1 at Michigan State)

**As a Freshman**

- Scored a goal in his first career game, Notre Dame's 5-3 season-opening win over Alabama Huntsville (Oct. 6).
- Notched his first career assist in Notre Dame's game two, 4-0

- win over the Chargers (Oct. 7).
- Had a pair of goals, including his first career power-play goal, in Notre Dame's 5-4 win over Omaha (Oct. 27).
- Had a goal and an assist in Notre Dame's 4-1 win at #16 Ohio State (Nov. 3).
- Had a pair of assists in Notre Dame's 3-2 comeback win at 12th-ranked Wisconsin (Dec. 8), marking his first career two-assist game.

THEISEN'S CAREER STATS												
Season	GP	G	A	Points	Shots	Shot%	Pen-Min	+/-	PPG	SHG	GWG	Blk
2017	30	5	12	17	65	.077	7-14	+10	1	0	0	14
TOTAL	30	5	12	17	65	.077	7-14	+10	1	0	0	14

<b>14</b>	<b>MAX EISENMENGER</b>	<b>FR.</b>	<b>FORWARD</b>
-----------	------------------------	------------	----------------



Münster, Germany  
Djurgårdens IF J20 (SuperElit)

**Career Highs**

Goals: N/A  
 Assists: 1 (vs. Alabama Huntsville 10/6/17)  
 Points: 1 (vs. Alabama Huntsville 10/6/17)  
 Multi-Point Games: N/A  
 Point Streak: N/A  
 Most Recent Goal: N/A

**As a Freshman**

- Notched an assist in his first career game as Notre Dame beat Alabama Huntsville 5-3 (Oct. 6).

EISENMENGER'S CAREER STATS												
Season	GP	G	A	Points	Shots	Shot%	Pen-Min	+/-	PPG	SHG	GWG	Blk
2017	5	0	1	1	2	.000	1-2	0	0	0	0	-
TOTAL	5	0	1	1	2	.000	1-2	0	0	0	0	-

**15 ANDREW OGLEVIE JR FORWARD**



Fullerton, California  
Cedar Rapids RoughRiders (USHL)

**Career Highs**

Goals: 2 (2x - at Boston College 1/28/17)  
Assists: 3 (2x - at Minnesota 1/27/18)  
Points: 3 (5x - at Minnesota 1/27/18)  
Multi-Point Games: 17  
Point Streak: 11 games (Jan. 7 - Feb. 17, 2017; 9-5-14)  
Most Recent Goal: 2/9/18 (W, 2-1 vs. Ohio State)

**As a Junior**

- Serving as an alternate captain for the first time in his Irish career.
- Had a pair of assists in Notre Dame's season-opening 5-3 win over Alabama Huntsville (Oct. 6).
- Scored a pair of goals, each with less than one second remaining on the clock (to end the first and second periods) in Notre Dame's 4-0 win over Alabama Huntsville (Oct. 7).
- Scored the third period, game-tying goal against Denver in Notre Dame's 2-2 tie with the No.1 ranked Pioneers.
- Scored a power-play goal against Sacred Heart (Oct. 19).
- Missed the Omaha and Ohio State series with an upper body

injury.

- Returned against Penn State and notched a goal and an assist in Notre Dame's 5-3 win (Nov. 11).
- Had a pair of assists in Notre Dame's 4-1 win at RPI (Nov. 17).
- Notched the game-winning, power-play goal in Notre Dame's 1-0 victory over Minnesota (Nov. 24).
- Scored the game-winning goal in Notre Dame's 2-0 win at Michigan State (Dec. 2).
- Had a pair of assists in Notre Dame's 6-2 win at Wisconsin (Dec. 9).
- Scored what proved to be the game-winning, power-play goal at Michigan in Notre Dame's 2-1 win (Jan. 5).
- Opened the scoring in Notre Dame's 2-1 win versus Michigan to help the Irish complete the weekend sweep (Jan. 7).
- Had a goal and an assist to lead the Irish to a 4-2 win over Wisconsin (Jan. 19).
- Tied his career high with three assists in Note Dame's 4-1 win at Minnesota (Jan. 27).
- Assisted on both Notre Dame goals in the 2-2 tie (shootout win) at Penn State (Feb. 3).

**OGLEVIE'S CAREER STATS**

Season	GP	G	A	Points	Shots	Shot%	Pen-Min	+/-	PPG	SHG	GWG	Blk
2015	31	5	4	9	59	.085	4-8	+9	0	0	2	6
2016	40	21	20	41	127	.165	5-10	+18	5	1	3	8
2017	26	12	16	28	87	.138	6-12	+5	6	0	4	5
<b>TOTAL</b>	<b>97</b>	<b>38</b>	<b>40</b>	<b>78</b>	<b>273</b>	<b>.139</b>	<b>15-30</b>	<b>+32</b>	<b>11</b>	<b>1</b>	<b>9</b>	<b>19</b>

**17 PIERCE CRAWFORD FR FORWARD**



Park Ridge, Illinois  
Youngstown Phantoms (USHL)

**Career Highs**

Goals: N/A  
Assists: N/A  
Points: N/A  
Multi-Point Games: N/A  
Point Streak: N/A

**As a Freshman**

- Injured in the exhibition game against the USNTDP (Oct. 1) and missed the first four series of the season (upper body).
- Made his Notre Dame debut in the 4-1 win at #16 Ohio State (Nov. 3).

**CRAWFORD'S CAREER STATS**

Season	GP	G	A	Points	Shots	Shot%	Pen-Min	+/-	PPG	SHG	GWG	Blk
2017	8	0	0	0	2	.000	2-4	-1	0	0	0	3
<b>TOTAL</b>	<b>8</b>	<b>0</b>	<b>0</b>	<b>0</b>	<b>2</b>	<b>.000</b>	<b>2-4</b>	<b>-1</b>	<b>0</b>	<b>0</b>	<b>0</b>	<b>3</b>

**18 JAKE EVANS SR. FORWARD**



Toronto, Ontario  
St. Michael's Buzzers (OJHL)

**Career Highs**

Goals: 2 (4x - vs. Alabama Huntsville 10/6/17)  
Assists: 4 (vs. Omaha 10/26/17)  
Points: 4 (vs. Omaha 10/26/17)  
Multi-Point Games: 30  
Point Streak: 7 games (Dec. 2, 2016 - Jan. 7, 2017; 4-4-8)  
Most Recent Goal: 1/27/18 (W, 4-1 at Minnesota)

**As a Senior**

- After serving as an alternate captain ad a junior, he is the team's lone captain as a senior.
- Evans is the 13th Canadian-born captain of the Irish and the first since two-year captain Steve Noble (1996-98).
- Had two goals, including the game winner and the empty net shorthanded tally, and an assist in Notre Dame's 5-3 win against Alabama Huntsville to open the season (Oct. 6).
- Added a pair of assists in Notre Dame's 4-0 win in game two against the Chargers (Oct. 7) for a five-point weekend.
- Was named the Big Ten Conference's Second Star (Oct. 10).
- Had a three-point weekend against No. 1 Denver with a goal and two assists (Oct. 13-14) to reach the 100-career points milestone.
- Evans became the 52nd player in program history to notch at least 100-career points.
- Posted a career-best four assists in Notre Dame's 6-4 loss to Omaha (Oct. 26), becoming the first Irish player with a four-assist game since Stephen Johns did so on Dec. 29,

- 2010, versus Canisius.
- Posted three assists in Notre Dame's game two win over Omaha (Oct. 27) for a seven point series (0-7-7) and was named the B1G's Third Star of the Week.
- Named a Senior Class Award candidate (Nov. 1).
- Scored the game-winning goal and added two assists for a three-point game in Notre Dame's 3-2 win at Ohio State (Nov. 4).
- Had a goal and an assist in Notre Dame's 4-1 win at RPI, including the game's first goal.
- Scored the game-winning goal and added two assists for a three-point night in Notre Dame's 5-2 win over sixth-ranked Minnesota (Nov. 25).
- Had a goal and an assist to lead Notre Dame to a 3-1 win at Michigan State (Dec. 1).
- Named to Team Canada's roster for the 2017 Spengler Cup in Davos, Switzerland (Dec. 26-31).
- Had a breakaway goal in Notre Dame's 4-2 victory versus Wisconsin (Jan. 19).
- Had the game-winning goal and added an assist in Notre Dame's 4-1 win at Minnesota (Jan. 27).
- Had the primary assist on Jordan Gross' game winner against Ohio State in which Notre Dame defeated the Buckeyes 2-1 to clinch the Big Ten Regular Season Championship (Feb. 9).

**EVANS' CAREER STATS**

Season	GP	G	A	Points	Shots	Shot%	Pen-Min	+/-	PPG	SHG	GWG	Blk
2014	41	7	10	17	63	.111	11-22	+4	1	0	1	10
2015	37	8	25	33	55	.145	9-29	+15	4	0	1	26
2016	40	13	29	42	110	.118	18-47	+11	1	1	0	27
2017	30	9	23	32	80	.112	7-14	+11	2	1	4	20
TOTAL	148	37	87	124	308	.120	45-112	+41	8	2	6	83

**19 MIKE O'LEARY SO. FORWARD**



Halifax, Nova Scotia  
Dubuque Fighting Saints (USHL)

**Career Highs**

Goals: 1 (4x - at Wisconsin 12/9/17)  
Assists: 1 (7x - at Penn State 2/2/18)  
Points: 1 (11x - at Penn State 2/2/18)  
Multi-Point Games: N/A  
Point Streak: 2 games (twice)  
Most Recent Goal: 12/9/17 (W, 6-2 at Wisconsin)

**As a Sophomore**

- Notched his first point of the season with an assist against Sacred Heart (Oct. 19).
- Scored his first goal of the season in Notre Dame's 5-2 win over sixth-ranked Minnesota (Nov. 25), notching a back-handed tally for the fifth Irish goal of the night.
- Capped the scoring in Notre Dame's 6-2 win at Wisconsin (Dec. 9).

**O'LEARY'S CAREER STATS**

Season	GP	G	A	Points	Shots	Shot%	Pen-Min	+/-	PPG	SHG	GWG	Blk
2016	37	2	2	4	22	.091	16-40	+1	0	0	0	7
2017	30	2	5	7	33	.061	11-22	+5	0	0	0	12
TOTAL	67	4	7	11	55	.073	27-62	+6	0	0	0	19



**20 JUSTIN WADE SR. DEFENSESMAN**



Aurora, Illinois  
Cedar Rapids RoughRiders (USHL)

**Career Highs**

Goals: 1 (2x - vs. UMD 10/23/15)  
 Assists: 1 (15x - at Michigan State 12/1/17)  
 Points: 1 (17x - at Michigan State 12/1/17)  
 Multi-Point games: N/A  
 Point Streak: N/A  
 Most Recent Goal: 10/23/15 (T, 3-3 ot vs. Minnesota Duluth)

**As a Senior**

- Notched his first point of the season with an assist in the 2-2 overtime tie versus No. 1 Denver (Oct. 13).

**WADE'S CAREER STATS**

Season	GP	G	A	Points	Shots	Shot%	Pen-Min	+/-	PPG	SHG	GWG	Blk
2013	6	0	0	0	-	-	0-0	-1	0	0	0	-
2014	41	1	6	7	21	.048	12-38	+7	0	0	0	49
2015	34	1	6	7	31	.032	11-22	+5	0	1	0	56
2017	26	0	3	3	20	.000	15-52	-2	0	0	0	36
<b>TOTAL</b>	<b>107</b>	<b>2</b>	<b>15</b>	<b>17</b>	<b>-</b>	<b>-</b>	<b>38-112</b>	<b>+9</b>	<b>0</b>	<b>1</b>	<b>0</b>	<b>141</b>

**21 JOE WEGWERTH JR FORWARD**



Brewster, New York  
Cedar Rapids RoughRider (USHL)

**Career Highs**

Goals: 2 (2x - vs. Sacred Heart 10/20/17)  
 Assists: 2 (at Penn State 2/2/18)  
 Points: 2 (3x - at Penn State 2/2/18)  
 Multi-Point Games: 3  
 Point Streak: 2 games (2x - Oct. 19-20, 2017)  
 Most Recent Goal: 10/20/17 (W, 3-1 vs. Sacred Heart)

Sacred Heart (Oct. 19).

- Followed up with a two-goal effort in Notre Dame's 3-1 win over Sacred Heart (Oct. 20).
- Missed the Omaha and Ohio State series as well as games versus Penn State and RPI and the Minnesota series with a lower body injury.
- Posted a career-high two assists in Notre Dame's 5-3 comeback win at Penn State (Feb. 2).

**As a Junior**

- Scored his first goal of the season on the power play against

**WEGWERTH'S CAREER STATS**

Season	GP	G	A	Points	Shots	Shot%	Pen-Min	+/-	PPG	SHG	GWG	Blk
2015	30	1	3	4	29	.034	9-18	-4	0	0	0	4
2016	33	7	4	11	52	.135	7-14	+2	3	0	0	5
2017	22	3	4	7	35	.086	2-4	+1	1	0	0	9
<b>TOTAL</b>	<b>85</b>	<b>11</b>	<b>11</b>	<b>22</b>	<b>116</b>	<b>.095</b>	<b>18-36</b>	<b>-1</b>	<b>4</b>	<b>0</b>	<b>0</b>	<b>18</b>

**22 ANDREW PEEKE SO. DEFENSEMAN**



Parkland, Florida  
Green Bay Gamblers (USHL)

**Career Highs**

Goals: 1 (7x - at Penn State 2/2/18)  
Assists: 2 (4x - at Ohio State 11/4/17)  
Points: 2 (6x - vs. at Ohio State 11/4/17)  
Multi-Point Games: 5  
Point Streak: 3 games (Jan. 1 - Jan. 7, 2017)  
Most Recent Goal: 2/2/18 (W, 5-3 at Penn State)

**As a Sophomore**

- Notched his first point of the season with an assist versus Sacred Heart (Oct. 19).
- Had two assists in Notre Dame's 3-1 win over Sacred Heart (Oct. 20).
- Scored his first goal of the season in Notre Dame's 6-4 loss to Omaha (Oct. 26).
- Had two assists in Notre Dame's 3-2 win at #16 Ohio State (Nov. 4).

- Had the primary assist on Cam Morrison's overtime game winner at RPI (Nov. 18).
- Named to Team USA's roster for the 2017 IIHF World Junior Championship in Buffalo (Dec. 26 - Jan. 5) and helped Team USA win the bronze medal to become Notre Dame's sixth all-time medalist at the prestigious tournament.
- Peeke, who was the 19th Notre Dame player to take part in the Junior World Championship, played in all seven games for team USA and finished with a goal and an assist.
- Scored what proved to be the game winner, late in the first period, in Notre Dame's 4-2 win versus Wisconsin (Jan. 19).
- Notched his first career power-play goal in Notre Dame's 5-3 win at Penn State (Feb. 2).

**PEEKE'S CAREER STATS**

Season	GP	G	A	Points	Shots	Shot%	Pen-Min	+/-	PPG	SHG	GWG	Blk
2016	40	4	10	14	56	.071	8-16	+9	0	0	1	95
2017	29	3	8	11	39	.077	10-20	+13	1	0	1	47
TOTAL	69	7	18	25	95	.074	18-36	+22	1	0	2	142

**23 LUKE NOVAK SO. FORWARD**



Waukesha, Wisconsin  
New Jersey Hitmen (USPHL)

**Career Highs**

Goals: N/A  
Assists: 1 (vs. Omaha 10/26/17)  
Points: 1 (vs. Omaha 10/26/17)  
Multi-Point Games: N/A  
Point Streak: N/A

**As a Sophomore**

- Made his Notre Dame debut in the 3-1 win over Sacred Heart (Oct. 20).
- Notched his first career point with an assist in Notre Dame's 6-4 loss versus Omaha (Oct. 26).

**NOVAK'S CAREER STATS**

Season	GP	G	A	Points	Shots	Shot%	Pen-Min	+/-	PPG	SHG	GWG	Blk
2017	4	0	1	1	7	.000	1-2	0	0	0	0	2
TOTAL	4	0	1	1	-	-	1-2	0	0	0	0	2

**24 LUKE RIPLEY SR. DEFENSEMAN**



Kitimat, British Columbia  
Powell River Kings (BCHL)

**Career Highs**

Goals: 1 (3x - vs. Northeastern 3/12/16)  
Assists: 1 (12x - at Providence 2/19/16)  
Points: 1 (15x - vs. Northeastern 3/12/16)  
Multi-Point Games: N/A  
Point Streak: 3 games (Jan. 31 - Feb. 7, 2015; 0-3-3)  
Most Recent Goal: 3/12/16 (L, 6-4 vs. Northeastern)

**As a Senior**

- Serving as an alternate captain for the second consecutive season.

**RIPLEY'S CAREER STATS**

Season	GP	G	A	Points	Shots	Shot%	Pen-Min	+/-	PPG	SHG	GWG	Blk
2014	42	2	6	8	32	.062	15-30	+4	0	0	1	71
2015	37	1	6	7	40	.025	18-47	+12	0	0	0	56
2016	38	0	0	0	26	.000	20-40	-4	0	0	0	36
2017	2	0	0	0	-	-	0-0	0	0	0	0	-
<b>TOTAL</b>	<b>119</b>	<b>3</b>	<b>12</b>	<b>15</b>	<b>-</b>	<b>-</b>	<b>53-117</b>	<b>+12</b>	<b>0</b>	<b>0</b>	<b>1</b>	<b>163</b>

**25 DYLAN MALMQUIST JR. FORWARD**



Edina, Minnesota  
Edina High School

**Career Highs**

Goals: 2 (6x - at Minnesota 1/27/18)  
Assists: 2 (4x - vs. Alaska 1/1/17)  
Points: 3 (3x - at Minnesota Duluth 10/15/16)  
Multi-Point Games: 11  
Point Streak: 6 games (Dec. 2, 2017 - Jan. 19, 2018)  
Most Recent Goal: 2/3/18 (T, 2-2 at Penn State)

**As a Junior**

- Missed the first three series of the year with a lower body injury before returning for the Omaha series (Oct. 26-27).
- His first goal of the season was scored in the third period and what proved to be the game winner in Notre Dame's 4-1 win

- at #16 Ohio State (Nov. 3).
- Had a goal and an assist in Notre Dame's 3-2 win at Ohio State (Nov. 4).
- Had the primary assist on Andrew Oglevie's game-winning goal at Michigan State in Notre Dame's 2-0 win (Dec. 2).
- Had a pair of third period goals, including the game winner, in Notre Dame's 3-2 comeback win at 12th-ranked Wisconsin (Dec. 8).
- Notched a pair of third period goals to close out the scoring in Notre Dame's 4-1 win at Minnesota, including a power-play tally.
- Notched the second goal in Notre Dame's 2-2 tie (shootout win) at Penn State (Feb. 3).

**MALMQUIST'S CAREER STATS**

Season	GP	G	A	Points	Shots	Shot%	Pen-Min	+/-	PPG	SHG	GWG	Blk
2015	36	11	6	17	59	.186	7-25	+9	2	0	2	7
2016	40	10	14	24	68	.147	10-20	+6	3	0	3	3
2017	24	7	8	15	40	.175	4-8	+7	1	0	2	7
<b>TOTAL</b>	<b>100</b>	<b>28</b>	<b>28</b>	<b>56</b>	<b>167</b>	<b>.168</b>	<b>21-53</b>	<b>+22</b>	<b>6</b>	<b>0</b>	<b>7</b>	<b>17</b>

**26 CAM MORRISON** **SO** **FORWARD**



Aurora, Ontario  
Youngstown Phantoms (USHL)

**Career Highs**

Goals: 2 (vs. UMass Lowell 3/26/17)  
Assists: 3 (vs. Minnesota 11/25/17)  
Points: 3 (vs. Minnesota 11/25/17)  
Multi-Point Games: 8  
Point Streak: 3 games (active)  
Most Recent Goal: 2/10/18 (L, 5-1 vs. Ohio State)

- Scored in the third period to restore Notre Dame's two goal lead in an eventual 4-1 win at #16 Ohio State (Nov. 3).
- Scored his first career overtime game-winning goal for the Irish in Notre Dame's 1-0 win at RPI, just 13 seconds into the extra stanza (Nov. 18).
- Notched a career-high three assists in Notre Dame's 5-2 win over Minnesota (Nov. 25).
- Had a pair of assists in Notre Dame's 6-2 win at Wisconsin (Dec. 9).

**As a Sophomore**

- Scored his first goal of the season in the third period of Notre Dame's 4-2 loss to No. 1 Denver (Oct. 14).

**MORRISON'S CAREER STATS**

Season	GP	G	A	Points	Shots	Shot%	Pen-Min	+/-	PPG	SHG	GWG	Blk
2016	40	12	12	24	83	.145	6-12	+5	5	0	1	8
2017	30	5	12	17	64	.078	5-10	-6	1	0	1	2
TOTAL	70	17	24	41	147	.116	11-22	-1	6	0	2	10

**27 BOBBY NARDELLA** **JR** **DEFENSEMAN**



Rosemont, Illinois  
Tri-City Storm (USHL)

**Career Highs**

Goals: 2 (vs. Arizona State 10/7/16)  
Assists: 2 (8x - at Penn State 2/2/18)  
Points: 3 (3x - at UMass 12/2/16)  
Multi-Point Games: 12  
Point Streak: 6 games (Jan 2-23, 2017; 2-10-12)  
Most Recent Goal: 11/17/17 (W, 4-1 at RPI)

weekend.

- Had two assists in game one against Sacred Heart (Oct. 19).
- Had a goal and an assist in Notre Dame's 6-4 loss to Omaha (Oct. 26).
- Posted two assists in Notre Dame's 5-4 win over Omaha (Oct. 27).
- Had a goal and an assist in Notre Dame's 5-3 win over Penn State (Nov. 10).
- Notched a pair of assists, including the primary assist on Bo Brauer's game winner, in Notre Dame's 5-3 victory at Penn State (Feb. 2).

**As a Junior**

- Scored a power-play goal in Notre Dame's season-opening win over Alabama Huntsville (Oct. 6) and then added an assist in the 4-0 game two win over the Chargers for a two-point

**NARDELLA'S CAREER STATS**

Season	GP	G	A	Points	Shots	Shot%	Pen-Min	+/-	PPG	SHG	GWG	Blk
2015	35	4	20	24	69	.058	9-18	+9	1	0	1	20
2016	34	7	14	21	84	.083	9-26	+5	4	0	1	34
2017	30	4	15	19	50	.080	7-14	+3	2	0	0	31
TOTAL	99	15	49	64	203	.074	25-58	+17	7	0	2	85

**28 JACK JENKINS JR FORWARD**



Lake Bluff, Illinois  
 Fargo Force (USHL)

**Career Highs**

Goals: 1 (1x - vs. Penn State 11/10/17)  
 Assists: 1 (13x - at Penn State 2/2/18)  
 Points: 2 (vs. Providence 3/10/17)  
 Multi-Point Games: 1  
 Point Streak: 3 games (March 10-26, 2017)  
 Most Recent Goal: 11/10/17 (W, 5-3 vs. Penn State)

- Sacred Heart (Oct. 19).
- Scored his first goal of the season in Notre Dame's 5-4 win over Omaha (Oct. 27).
- Added the empty net tally to seal Notre Dame's 5-3 win over Penn State (Nov. 10).

**As a Junior**

- Notched his first point of the season with an assist against

**JENKINS' CAREER STATS**

Season	GP	G	A	Points	Shots	Shot%	Pen-Min	+/-	PPG	SHG	GWG	Blk
2015	28	2	2	4	28	.071	1-2	-1	0	0	1	9
2016	36	7	5	12	88	.080	2-4	+1	0	0	2	24
2017	30	2	6	8	54	.037	1-2	+3	0	0	0	22
TOTAL	94	11	13	24	170	.065	4-8	+3	0	0	3	55

**29 BO BRAUER SR FORWARD**



Edina, Minnesota  
 Naniamo Clippers (BCHL)

**Career Highs**

Goals: 2 (2x - at Penn State 2/2/18)  
 Assists: 2 (vs. Providence 3/10/17)  
 Points: 2 (3x - at Penn State 2/2/18)  
 Multi-Point Games: 3  
 Point Streak: 2 games (November 10-pres., 2017)  
 Most Recent Goal: 2/2/18 (W, 5-3 at Penn State; 2 goals)

- Huntsville (Oct. 7), which was his first game of the season.
- Scored his first goal of the season to get the Irish on the board in an eventual 5-3 win over Penn State (Nov. 10).
- Scored his first career game-winning goal in Notre Dame's 1-0 win over Penn State (Nov. 11).
- Posted his second career two-goal game in Notre Dame's 5-3 victory at Penn State (Feb. 3), including the game winner.


**As a Senior**

- Notched an assist in Notre Dame's 4-0 win over Alabama

**BRAUER'S CAREER STATS**

Season	GP	G	A	Points	Shots	Shot%	Pen-Min	+/-	PPG	SHG	GWG	Blk
2014	2	0	0	0	1	.000	1-2	0	0	0	0	-
2015	1	0	0	0	-	-	0-0	0	0	0	0	-
2016	26	3	2	5	12	.250	3-14	+3	1	0	0	1
2017	27	4	3	7	31	.129	7-25	+6	0	0	2	6
TOTAL	56	7	5	12	-	-	11-41	+9	1	0	2	7

**33 NICK SANFORD FR GOALTENDER**



Morristown, New Jersey  
 Boston Jr. Bruins (USPHL)

**Career Highs**

Goals: N/A  
 Assists: N/A  
 Points: N/A  
 Multi-Point Games: N/A  
 Point Streak: N/A

**As a Freshman**

<b>32</b>	<b>CALE MORRIS</b>	<b>SO</b>	<b>GOALTENDER</b>
-----------	--------------------	-----------	-------------------



Larkspur, Colorado  
Waterloo Black Hawks (USHL)

**Career Highs**

**Saves:**

- 48 (at Penn State 2/2/18)
- 44 (vs. Minnesota 11/24/17)
- Goals Against: 5 (vs. Wisconsin 1/21/18)

**Shutouts (4):**

- vs. Penn State 11/11/17 (W, 1-0; 33 saves)
- at RPI 11/18/17 (W, 1-0; 25 saves)
- vs. Minnesota 11/24/17 (W, 1-0; 44 saves)
- at Michigan State 12/2/17 (W, 2-0; 23 saves)

**As a Sophomore**

- Made 25 saves against Alabama Huntsville to earn the win in his first career start (Oct. 6).
- Made a career-high 30 saves in Notre Dame's 4-2 loss to Denver (last DU goal was an ENG).
- Stopped 24 of the 25 shots he faced against Sacred Heart to post his second career win (Oct. 20).
- Made 23 saves to lead the Irish to a 4-1 win at #16 Ohio State, marking Notre Dame's first win in its first Big Ten game.
- Made 39 saves in Notre Dame's 3-2 win at #16 Ohio State (Nov. 4) for his third straight win, including 22 saves in the third period.
- Stopped a career-high 40 shots in Notre Dame's 5-3 win over Penn State (Nov. 10).
- Made 33 saves in Notre Dame's 1-0 win against Penn State to

post his first career shutout (Nov. 11).

- Put together a shutout streak of 118:30 from Nov. 10 - Nov. 17 that came to an end in the third period of Notre Dame's 4-1 win at RPI (Nov. 17).
- Came back and posted a 25-save shutout in game two against the Engineers as Notre Dame won 1-0 in overtime (Nov. 18).
- Made a career high 44 saves in Notre Dame's 1-0 win over Minnesota (Nov. 25).
- Stopped 40 shots while yielding just two power-play goals in game two against the Gophers as the Irish won 5-2 (Nov. 25).
- Named the Big Ten's First Star for the third consecutive week following that Minnesota series.
- Posted a 23-save shutout in Notre Dame's 2-0 win at Michigan State (Dec. 2) for his fourth shutout of the season and of his career.
- Made 48 saves in Notre Dame's 5-3 win at Penn State (Feb. 2).
- Followed with a career-high 55 saves in game two of the series with Penn State, which was a 2-2 tie (shootout win on Feb. 3).
- In that game against the Nittany Lions, Morris stopped a penalty shot against Andrew Sturtz in overtime to preserve the tie and then made two stops in the shootout.



**MORRIS' GAME-BY-GAME (2017-18)**

Date	Opponent	Score	Minutes	GA	GAAvg	Saves	Save%	W	L	T	PP	SH	EN	PN	SO
Oct 06, 2017	ALABAMA HUNTSVILLE	5-3	60:00	3	3.00	25	.893	1	0	0	1	0	0	0	0
Oct 14, 2017	DENVER	2-4	59:32	3	3.01	30	.902	1	1	0	0	0	0	0	0
Oct 20, 2017	SACRED HEART	3-1	60:00	1	2.34	24	.919	2	1	0	0	0	0	0	0
Oct 26, 2017	OMAHA	4-6	19:03	0	2.11	5	.923	2	1	0	0	0	0	0	0
Oct 27, 2017	OMAHA	5-4	60:00	4	2.55	27	.910	3	1	0	2	0	0	0	0
Nov 03, 2017	at Ohio State	4-1	60:00	1	2.26	23	.918	4	1	0	0	0	0	0	0
Nov 04, 2017	at Ohio State	3-2	60:00	2	2.22	39	.925	5	1	0	1	0	0	0	0
Nov 10, 2017	PENN STATE	5-3	60:00	3	2.33	40	.926	6	1	0	0	0	0	0	0
Nov 11, 2017	PENN STATE	1-0	60:00	0	2.05	33	.935	7	1	0	0	0	0	0	0
Nov 17, 2017	at Rensselaer	4-1	60:00	1	1.93	38	.940	8	1	0	0	0	0	0	0
Nov 18, 2017	at Rensselaer	1-0	60:13	0	1.75	25	.945	9	1	0	0	0	0	0	0
Nov 24, 2017	MINNESOTA	1-0	60:00	0	1.59	44	.951	10	1	0	0	0	0	0	0
Nov 25, 2017	MINNESOTA	5-2	60:00	2	1.62	40	.952	11	1	0	2	0	0	0	0
Dec 01, 2017	at Michigan State	3-1	60:00	1	1.58	29	.953	12	1	0	0	0	0	0	0
Dec 02, 2017	at Michigan State	2-0	60:00	0	1.47	23	.955	13	1	0	0	0	0	0	0
Dec 08, 2017	at Wisconsin	3-2	60:00	2	1.50	34	.954	14	1	0	1	0	0	0	0
Dec 09, 2017	at Wisconsin	6-2	60:00	2	1.53	39	.954	15	1	0	1	0	0	0	0
Jan 05, 2018	at MICHIGAN	2-1	60:00	1	1.50	35	.955	16	1	0	0	0	0	0	0
Jan 07, 2018	MICHIGAN	2-1	59:50	1	1.47	33	.956	17	1	0	0	0	0	0	0
Jan 19, 2018	WISCONSIN	4-2	60:00	2	1.50	33	.955	18	1	0	0	0	0	1	0
Jan 21, 2018	vs Wisconsin	0-5	59:55	5	1.67	41	.951	18	2	0	2	1	0	0	0
Jan 26, 2018	at Minnesota	0-1	63:24	1	1.64	33	.952	18	3	0	0	0	0	0	0
Jan 27, 2018	at Minnesota	4-1	59:54	1	1.61	16	.952	19	3	0	0	0	0	0	0
Feb 02, 2018	at Penn State	5-3	60:00	3	1.67	48	.951	20	3	0	0	0	0	0	0
Feb 03, 2018	at Penn State	2-2	64:47	2	1.68	55	.952	20	3	1	0	0	0	0	0
Feb 09, 2018	OHIO STATE	2-1	60:00	1	1.65	31	.953	21	3	1	1	0	0	0	0
Feb 10, 2018	OHIO STATE	1-5	47:32	4	1.75	27	.950	21	4	1	0	0	0	0	0
Totals			1574:10	46	1.75	870	.950	21	4	1	11	1	0	1	0

**MORRIS' CAREER STATS**

Goalie	GP-GS	Minutes	GA	GAAvg	Saves	Save%	W	L	T	Sho	PPG	SHG
2016	1-0	19:43	1	3.04	7	.875	0	0	0	0.0	0	0
2017	27-26	1574:10	46	1.75	870	.950	21	4	1	4.0	11	1
TOTAL	28-26	1593:53	47	1.77	877	.949	21	4	1	4.0	11	1



Hockey Game Box Score (Final)
Alabama Huntsville vs #8 Notre Dame (Oct 06, 2017 at Notre Dame, Ind.)

Alabama Huntsville (0-1-0) vs. Notre Dame (1-0-0)
Date: Oct 06, 2017 • Location: Notre Dame, Ind. • Arena: Compton Family Arena
Attendance: 3885 • Start time: 7:35 PM • End time: 9:55 PM • Total time: 2:20

Table with columns: Prd, Time, Team, Scored by, Assists, Vis. on ice, Home on ice, Goals by Period. Rows include game events from 00:12 to 19:42.

TEAM SUMMARY

Summary table for Alabama Huntsville and Notre Dame, including goals, assists, and penalties.

GOALTENDERS

Goaltender statistics for Alabama Huntsville and Notre Dame.

PENALTY SUMMARY

Penalty summary table for Alabama Huntsville and Notre Dame.

Win-Cale Morris (1-0-0). Loss-Jordan Uhelski (0-1-0).

Hockey Game Box Score (Final)
Alabama Huntsville vs #8 Notre Dame (Oct 07, 2017 at Notre Dame, Ind.)

Alabama Huntsville (0-2-0) vs. Notre Dame (2-0-0)
Date: Oct 07, 2017 • Location: Notre Dame, Ind. • Arena: Compton Ice Arena
Attendance: 3412 • Start time: 7:05 PM • End time: 9:17 PM • Total time: 2:12

Table with columns: Prd, Time, Team, Scored by, Assists, Vis. on ice, Home on ice, Goals by Period. Rows include game events from 19:59 to 09:49.

TEAM SUMMARY

Summary table for Alabama Huntsville and Notre Dame, including goals, assists, and penalties.

GOALTENDERS

Goaltender statistics for Alabama Huntsville and Notre Dame.

PENALTY SUMMARY

Penalty summary table for Alabama Huntsville and Notre Dame.

Win-Dylan St. Cyr (1-0-0). Loss-Mark Sinclair (0-1-0).

Referee's signature

Hockey Game Box Score (Final)
#1 Denver vs #4 Notre Dame (Oct 13, 2017 at Notre Dame, Ind.)

Denver (0-0-1) vs. Notre Dame (2-0-1)
Date: Oct 13, 2017 • Location: Notre Dame, Ind. • Arena: Compton Family Arena
Attendance: 4478 • Start time: 7:05 • End time: 9:40 pm • Total time: 2:35

Table with columns: Prd, Time, Team, Scored by, Assists, Vis. on ice, Home on ice, Goals by Period. Rows include game events from 14:01 to 16:11.

TEAM SUMMARY

Summary table for Denver and Notre Dame, including goals, assists, and penalties.

GOALTENDERS

Goaltender statistics for Denver and Notre Dame.

PENALTY SUMMARY

Penalty summary table for Denver and Notre Dame.

Denver-Tanner Jaiellet (0-0-1). Notre Dame-Dylan St. Cyr (1-0-1).
Denver wins shootout 2-1 (4 rounds)

Referee's signature

Hockey Game Box Score (Final)
#1 Denver vs #4 Notre Dame (Oct 14, 2017 at Notre Dame, Ind.)

Denver (1-0-1) vs. Notre Dame (2-1-1)
Date: Oct 14, 2017 • Location: Notre Dame, Ind. • Arena: Compton Family Arena
Attendance: 4075 • Start time: 6:05 PM • End time: 8:33 PM • Total time: 2:28

Table with columns: Prd, Time, Team, Scored by, Assists, Vis. on ice, Home on ice, Goals by Period. Rows include game events from 10:10 to 18:40.

TEAM SUMMARY

Summary table for Denver and Notre Dame, including goals, assists, and penalties.

GOALTENDERS

Goaltender statistics for Denver and Notre Dame.

Penalty summary table for Denver and Notre Dame.

Win-Tanner Jaiellet (1-0-1). Loss-Cale Morris (1-1-0).



Hockey Game Box Score (Final) Sacred Heart vs #5 Notre Dame (Oct 19, 2017 at Notre Dame, Ind.)

Sacred Heart (2-2-0, 0-0-0 AHA) vs. Notre Dame (2-2-1, 0-0-0 BIG)
Date: Oct 19, 2017 • Location: Notre Dame, Ind. • Arena: Compton Family Arena
Attendance: 3340 • Start time: 7:35 PM • End time: 9:48 PM • Total time: 2:13

Table with columns: Prd, Time, Team, Scored by, Assists, Vis. on ice, Home on ice, Goals by Period, Shots by Period, Power Play Goals-Att (Sh), Penalties-Minutes by Prd.

TEAM SUMMARY

Summary table for Sacred Heart and Notre Dame with columns: #, Player, Team, Goals, Assists, Shots, Saves, etc.

GOALTENDERS

Table for goalkeepers: #, Name, Team, Dec, Min, GA, 1, 2, 3, Saves.

PENALTY SUMMARY

Table for penalties: Prd, Player, Team, Min/Offense, Time.

Win-Magnus, Brett (2-1-0). Loss-Dylan St. Cyr (1-1-1).

Hockey Game Box Score (Final) Sacred Heart vs #5 Notre Dame (Oct 20, 2017 at Notre Dame, Ind.)

Sacred Heart (2-3-0, 0-0-0 AHA) vs. Notre Dame (3-2-1, 0-0-0 BIG)
Date: Oct 20, 2017 • Location: Notre Dame, Ind. • Arena: Compton Family Arena
Attendance: 4007 • Start time: 7:35 PM • End time: 9:56 PM • Total time: 2:21

Table with columns: Prd, Time, Team, Scored by, Assists, Vis. on ice, Home on ice, Goals by Period, Shots by Period, Power Play Goals-Att (Sh), Penalties-Minutes by Prd.

TEAM SUMMARY

Summary table for Sacred Heart and Notre Dame with columns: #, Player, Team, Goals, Assists, Shots, Saves, etc.

GOALTENDERS

Table for goalkeepers: #, Name, Team, Dec, Min, GA, 1, 2, 3, Saves.

PENALTY SUMMARY

Table for penalties: Prd, Player, Team, Min/Offense, Time.

Win-Cale Morris (2-1-0). Loss-Perry, Nathan (0-2-0).

Referee's signature

Hockey Game Box Score (Final) Omaha vs #8 Notre Dame (Oct 26, 2017 at Notre Dame, Ind.)

Omaha (3-1-1, 0-0-0 NCHC) vs. Notre Dame (3-3-1, 0-0-0 BIG)
Date: Oct 26, 2017 • Location: Notre Dame, Ind. • Arena: Compton Family Arena
Attendance: 3834 • Start time: 7:35 PM • End time: 9:55 PM • Total time: 2:20

Table with columns: Prd, Time, Team, Scored by, Assists, Vis. on ice, Home on ice, Goals by Period, Shots by Period, Power Play Goals-Att (Sh), Penalties-Minutes by Prd.

TEAM SUMMARY

Summary table for Omaha and Notre Dame with columns: #, Player, Team, Goals, Assists, Shots, Saves, etc.

GOALTENDERS

Table for goalkeepers: #, Name, Team, Dec, Min, GA, 1, 2, 3, Saves.

PENALTY SUMMARY

Table for penalties: Prd, Player, Team, Min/Offense, Time.

Win-Evan Weninger (3-1-0). Loss-Dylan St. Cyr (1-2-1).

Hockey Game Box Score (Final) Omaha vs #8 Notre Dame (Oct 27, 2017 at Notre Dame, Ind.)

Omaha (3-2-1, 0-0-0 NCHC) vs. Notre Dame (4-3-1, 0-0-0 BIG)
Date: Oct 27, 2017 • Location: Notre Dame, Ind. • Arena: Compton Family Arena
Attendance: 4743 • Start time: 7:35 PM • End time: 10:00 PM • Total time: 2:25

Table with columns: Prd, Time, Team, Scored by, Assists, Vis. on ice, Home on ice, Goals by Period, Shots by Period, Power Play Goals-Att (Sh), Penalties-Minutes by Prd.

TEAM SUMMARY

Summary table for Omaha and Notre Dame with columns: #, Player, Team, Goals, Assists, Shots, Saves, etc.

GOALTENDERS

Table for goalkeepers: #, Name, Team, Dec, Min, GA, 1, 2, 3, Saves.

PENALTY SUMMARY

Table for penalties: Prd, Player, Team, Min/Offense, Time.

Win-Cale Morris (3-1-0). Loss-Evan Weninger (3-2-0).



Hockey Game Box Score (Final) #10 Notre Dame vs #16 Ohio State (Nov 03, 2017 at Columbus, Ohio)

Notre Dame (5-3-1, 1-0-0-0) vs. Ohio State (5-2-2, 1-2-0-0)
Date: Nov 03, 2017 • Location: Columbus, Ohio • Arena: Value City Arena
Attendance: 6749 • Start time: 7:03 pm • End time: 9:15 pm • Total time: 2:08

Table with columns: Prd, Time, Team, Scored by, Assists, Vis. on ice, Home on ice, Goals by Period. Shows game details for the first period.

TEAM SUMMARY table with columns: #, Name, G, A, Pim, Sh, +/-, BI. Lists player statistics for both teams.

GOALTENDERS table with columns: #, Name, Dec, Min, GA, 1, 2, 3, Saves. Lists goalie performance.

PENALTY SUMMARY table with columns: Prd, Player, Team, Min/Offense, Time. Lists penalty details.

Win-Cale Morris (4-1-0). Loss-Sean Romeo (5-2-2). Referee's signature

Hockey Game Box Score (Final) #10 Notre Dame vs #16 Ohio State (Nov 04, 2017 at Columbus, Ohio)

Notre Dame (6-3-1, 2-0-0-0) vs. Ohio State (5-3-2, 1-3-0-0)
Date: Nov 04, 2017 • Location: Columbus, Ohio • Arena: Value City Arena
Attendance: 5900 • Start time: 7:05 pm • End time: 9:28 pm • Total time: 2:23

Table with columns: Prd, Time, Team, Scored by, Assists, Vis. on ice, Home on ice, Goals by Period. Shows game details for the first period.

TEAM SUMMARY table with columns: #, Name, G, A, Pim, Sh, +/-, BI. Lists player statistics for both teams.

GOALTENDERS table with columns: #, Name, Dec, Min, GA, 1, 2, 3, Saves. Lists goalie performance.

PENALTY SUMMARY table with columns: Prd, Player, Team, Min/Offense, Time. Lists penalty details.

Win-Cale Morris (5-1-0). Loss-Sean Romeo (5-3-2). Referee's signature

Hockey Game Box Score (Final) Penn State vs Notre Dame (Nov 10, 2017 at Notre Dame, Ind.)

Penn State (5-6-0, 2-3-0 B1G) vs. Notre Dame (7-3-1, 3-0-0 B1G)
Date: Nov 10, 2017 • Location: Notre Dame, Ind. • Arena: Compton Family Arena
Attendance: 4574 • Start time: • End time: 9:55 PM • Total time: 2:20

Table with columns: Prd, Time, Team, Scored by, Assists, Vis. on ice, Home on ice, Goals by Period. Shows game details for the first period.

TEAM SUMMARY table with columns: #, Name, G, A, Pim, Sh, +/-, BI. Lists player statistics for both teams.

GOALTENDERS table with columns: #, Name, Dec, Min, GA, 1, 2, 3, Saves. Lists goalie performance.

PENALTY SUMMARY table with columns: Prd, Player, Team, Min/Offense, Time. Lists penalty details.

Win-Cale Morris (6-1-0). Loss-Jones, Peyton (5-4-0). Referee's signature

Hockey Game Box Score (Final) #19 Penn State vs #6 Notre Dame (Nov 11, 2017 at Notre Dame, Ind.)

Penn State (5-7-0, 2-4-0 B1G) vs. Notre Dame (8-3-1, 4-0-0 B1G)
Date: Nov 11, 2017 • Location: Notre Dame, Ind. • Arena: Compton Family Arena
Attendance: 4160 • Start time: • End time: 5:40 PM • Total time: 2:12

Table with columns: Prd, Time, Team, Scored by, Assists, Vis. on ice, Home on ice, Goals by Period. Shows game details for the first period.

TEAM SUMMARY table with columns: #, Name, G, A, Pim, Sh, +/-, BI. Lists player statistics for both teams.

GOALTENDERS table with columns: #, Name, Dec, Min, GA, 1, 2, 3, Saves. Lists goalie performance.

PENALTY SUMMARY table with columns: Prd, Player, Team, Min/Offense, Time. Lists penalty details.

Win-Cale Morris (7-1-0). Loss-Jones, Peyton (5-5-0). Referee's signature







### Hockey Game Box Score (Final) #4 Notre Dame vs Michigan State (Dec 01, 2017 at East Lansing, Mich.)



Notre Dame (13-3-1, 7-0) vs. Michigan State (7-7-1, 1-5-1-1)  
Date: Dec 01, 2017 • Location: East Lansing, Mich. • Arena: Munn Ice Arena  
Attendance: 6392 • Start time: 7:05 pm • End time: 9:10 pm • Total time: 2:05

Table with columns: Prd, Time, Team, Scored by, Assists, Vis. on ice, Home on ice, Goals by Period, Shots by Period, Power Play Goals-Att (Sh), Penalties-Minutes by Prd, and TEAM SUMMARY. Includes player names like Jordan Gross, Dennis Gilbert, and Matt Hellickson.

GOALTENDERS table with columns: #, Notre Dame, Dec, Min, GA, 1, 2, 3, Saves, #, Michigan State, Dec, Min, GA, 1, 2, 3, Saves. Lists Cale Morris and John Lethemom.

PENALTY SUMMARY table with columns: Prd, Player, Team, Min/Offense, Time, Prd, Player, Team, Min/Offense, Time. Lists penalties for Ghaferi, Butrus, and Brauer.

Win-Cale Morris (12-1). Loss-Lethemom, John (7-5-1). Referee's signature

### Hockey Game Box Score (Final) #4 Notre Dame vs Michigan State (Dec 02, 2017 at East Lansing, Mich.)

Notre Dame (14-3-1, 8-0) vs. Michigan State (7-8-1, 1-6-1-1)  
Date: Dec 02, 2017 • Location: East Lansing, Mich. • Arena: Munn Ice Arena  
Attendance: 5698 • Start time: 7:05 pm • End time: 9:09 pm • Total time: 2:04

Table with columns: Prd, Time, Team, Scored by, Assists, Vis. on ice, Home on ice, Goals by Period, Shots by Period, Power Play Goals-Att (Sh), Penalties-Minutes by Prd, and TEAM SUMMARY. Includes player names like Jordan Gross, Dennis Gilbert, and Matt Hellickson.

GOALTENDERS table with columns: #, Notre Dame, Dec, Min, GA, 1, 2, 3, Saves, #, Michigan State, Dec, Min, GA, 1, 2, 3, Saves. Lists Cale Morris and John Lethemom.

PENALTY SUMMARY table with columns: Prd, Player, Team, Min/Offense, Time, Prd, Player, Team, Min/Offense, Time. Lists penalties for Sanford and Brauer.

Win-Cale Morris (13-1). Loss-Lethemom, John (7-6-1). Referee's signature

### Hockey Game Box Score (Final) #4 Notre Dame vs #12 Wisconsin (Dec 08, 2017 at Madison, Wis.)

Notre Dame (15-3-1, 9-0-0 BIG) vs. Wisconsin (10-8-2, 4-4-1 BIG)  
Date: Dec 08, 2017 • Location: Madison, Wis. • Arena: Kohl Center  
Attendance: 9216 • Start time: 8:03 pm • End time: 10:37 pm • Total time: 2:24

Table with columns: Prd, Time, Team, Scored by, Assists, Vis. on ice, Home on ice, Goals by Period, Shots by Period, Power Play Goals-Att (Sh), Penalties-Minutes by Prd, and TEAM SUMMARY. Includes player names like Justin Wade, Jordan Gross, and Matt Hellickson.

GOALTENDERS table with columns: #, Notre Dame, Dec, Min, GA, 1, 2, 3, Saves, #, Wisconsin, Dec, Min, GA, 1, 2, 3, Saves. Lists Cale Morris and Jack Berry.

PENALTY SUMMARY table with columns: Prd, Player, Team, Min/Offense, Time, Prd, Player, Team, Min/Offense, Time. Lists penalties for Jordan Gross, Seamus Malone, and Colin Theisen.

Win-Cale Morris (14-1-0). Loss-Jack Berry (3-2-0). ND loses challenge TO with 8:06 left in 1st. Timeout UW with 1:31 left in 3rd period. Referee's signature

### Hockey Game Box Score (Final) #4 Notre Dame vs #12 Wisconsin (Dec 09, 2017 at Madison, Wis.)

Notre Dame (16-3-1, 10-0-0-OBIG) vs. Wisconsin (10-9-2, 4-5-1-1 BIG)  
Date: Dec 09, 2017 • Location: Madison, Wis. • Arena: Kohl Center  
Attendance: 11934 • Start time: 7:07 pm • End time: 9:30 pm • Total time: 2:23

Table with columns: Prd, Time, Team, Scored by, Assists, Vis. on ice, Home on ice, Goals by Period, Shots by Period, Power Play Goals-Att (Sh), Penalties-Minutes by Prd, and TEAM SUMMARY. Includes player names like Justin Wade, Jordan Gross, and Matt Hellickson.

GOALTENDERS table with columns: #, Notre Dame, Dec, Min, GA, 1, 2, 3, Saves, #, Wisconsin, Dec, Min, GA, 1, 2, 3, Saves. Lists Cale Morris and Kyle Hayton.

PENALTY SUMMARY table with columns: Prd, Player, Team, Min/Offense, Time, Prd, Player, Team, Min/Offense, Time. Lists penalties for Andrew Oglevie, Ryan Wagner, and Mike O'Leary.

Win-Cale Morris (15-1-0). Loss-Kyle Hayton (7-7-2). Referee's signature







#1 Notre Dame vs #13 MINNESOTA (Jan 26, 2018 at Minneapolis, Minn.)

Notre Dame (19-5-1, 13-2-0-0 B1G) vs. MINNESOTA (16-12-1, 7-9-1-1 B1G)
Date: Jan 26, 2018 • Location: Minneapolis, Minn. • Arena: 3M Arena at Mariucci
Attendance: 8501 • Start time: 7:02 pm • End time: 9:20 pm • Total time: 2:18

Table with columns: Prd, Time, Team, Scored by, Assists, Vis. on ice, Home on ice, Goals by Period, Team, Prd, ND, MINN, Shots by Period, Prd, ND, MINN, Power Play Goals-Att (Sh), Prd, ND, MINN, Penalties-Minutes by Prd, Prd, ND, MINN.

Officials: Referee: Stephen McInchak, Referee: Brett Sheva, Linesman: Sam Shikowsky, Linesman: Nick Bradshaw

GOALTENDERS table with columns: #, Name, Team, Dec, Min, GA, 1, 2, 3, OT, Saves.

PENALTY SUMMARY table with columns: Prd, Player, Team, Min/Offense, Time.

Win-Robson, Mat (4-1-0). Loss-Cale Morris (18-3-0). Minnesota timeout at 11:45 (3rd Period). Notre Dame timeout at 17:11 (3rd Period)

Referee's signature

#1 Notre Dame vs #13 MINNESOTA (Jan 27, 2018 at Minneapolis, Minn.)

Notre Dame (20-5-1, 14-2-0-0) vs. MINNESOTA (16-13-1, 7-10-1-1)
Date: Jan 27, 2018 • Location: Minneapolis, Minn. • Arena: 3M Arena at Mariucci
Attendance: 9890 • Start time: 7:05 pm • End time: 9:26 pm • Total time: 2:21

Table with columns: Prd, Time, Team, Scored by, Assists, Vis. on ice, Home on ice, Goals by Period, Team, Prd, ND, MINN, Shots by Period, Prd, ND, MINN, Power Play Goals-Att (Sh), Prd, ND, MINN, Penalties-Minutes by Prd, Prd, ND, MINN.

Officials: Referee: Stephen McInchak, Referee: Brett Sheva, Linesman: Sam Shikowsky, Linesman: Nick Bradshaw

GOALTENDERS table with columns: #, Name, Team, Dec, Min, GA, 1, 2, 3, OT, Saves.

PENALTY SUMMARY table with columns: Prd, Player, Team, Min/Offense, Time.

Win-Cale Morris (19-3-0). Loss-Robson, Mat (4-2-0).

Referee's signature



#2 Notre Dame vs #17 Penn State (Feb 02, 2018 at University Park, Pa.)



Notre Dame (21-5-1, 15-2-0-0 B1G) vs. Penn State (13-12-4, 6-9-4-2 B1G)
Date: Feb 02, 2018 • Location: University Park, Pa. • Arena: Pegula Ice Arena
Attendance: 6229 • Start time: 6:33 PM • End time: 8:58 PM • Total time: 2:25

Table with columns: Prd, Time, Team, Scored by, Assists, Vis. on ice, Home on ice, Goals by Period, Team, Prd, ND, PSU, Shots by Period, Prd, ND, PSU, Power Play Goals-Att (Sh), Prd, ND, PSU, Penalties-Minutes by Prd, Prd, ND, PSU.

GOALTENDERS table with columns: #, Name, Team, Dec, Min, GA, 1, 2, 3, OT, Saves.

PENALTY SUMMARY table with columns: Prd, Player, Team, Min/Offense, Time.

Win-Cale Morris (20-3-0). Loss-Jones, Peyton (12-10-3). Timeout Notre Dame 10:39 of the third

Referee's signature



#2 Notre Dame vs #17 Penn State (Feb 03, 2018 at University Park, Pa.)



Notre Dame (21-5-2, 15-2-1-1 B1G) vs. Penn State (13-12-5, 6-9-5-2 B1G)
Date: Feb 03, 2018 • Location: University Park, Pa. • Arena: Pegula Ice Arena
Attendance: 6221 • Start time: 4:07 PM • End time: 6:40 PM • Total time: 2:33

Table with columns: Prd, Time, Team, Scored by, Assists, Vis. on ice, Home on ice, Goals by Period, Team, Prd, ND, PSU, Shots by Period, Prd, ND, PSU, Power Play Goals-Att (Sh), Prd, ND, PSU, Penalties-Minutes by Prd, Prd, ND, PSU.

GOALTENDERS table with columns: #, Name, Team, Dec, Min, GA, 1, 2, 3, OT, Saves.

PENALTY SUMMARY table with columns: Prd, Player, Team, Min/Offense, Time.

Notre Dame-Cale Morris (20-3-1). Penn State-Jones, Peyton (12-10-4). Timeout Notre Dame 15:22 in the third

Referee's signature



Hockey Game Box Score (Final) #6 Ohio State vs #1 Notre Dame (Feb 09, 2018 at Notre Dame, Ind.)

Ohio State (18-7-4, 11-7-1-0 B1G) vs. Notre Dame (22-5-2, 16-2-1-1 B1G)
Date: Feb 09, 2018 • Location: Notre Dame, Ind. • Arena: Compton Family Arena
Attendance: 5291 • Start time: 7:40 PM • End time: 10:09 PM • Total time: 2:29

Table with columns: Prd, Time, Team, Scored by, Assists, Vis. on ice, Home on ice. Rows 1-3 showing game events.

Goals by Period, Shots by Period, Power Play Goals-Att (Sh) tables.

TEAM SUMMARY

Summary table for Ohio State and Notre Dame with columns: #, Name, 1, 2, 3, Tot, +/-, BI.

GOALTENDERS

Goaltender stats for Sean Romeo (OSU) and Cale Morris (ND).

PENALTY SUMMARY

Penalty summary table with columns: Prd, Player, Team, Min/Offense, Time.

Win-Cale Morris (21-3-1). Loss-Sean Romeo (15-7-4).

Referee's signature

Hockey Game Box Score (Final) #6 Ohio State vs #1 Notre Dame (Feb 10, 2018 at Notre Dame, Ind.)

Ohio State (19-7-4, 12-7-1-0 B1G) vs. Notre Dame (22-6-2, 15-3-1-1 B1G)
Date: Feb 10, 2018 • Location: Notre Dame, Ind. • Arena: Compton Family Arena
Attendance: 5202 • Start time: 7:05 pm • End time: 9:20 pm • Total time: 2:15

Table with columns: Prd, Time, Team, Scored by, Assists, Vis. on ice, Home on ice. Rows 1-6 showing game events.

Goals by Period, Shots by Period, Power Play Goals-Att (Sh) tables.

TEAM SUMMARY

Summary table for Ohio State and Notre Dame with columns: #, Name, 1, 2, 3, Tot, +/-, BI.

GOALTENDERS

Goaltender stats for Sean Romeo (OSU) and Cale Morris (ND).

PENALTY SUMMARY

Penalty summary table with columns: Prd, Player, Team, Min/Offense, Time.

Win-Sean Romeo (16-7-4). Loss-Cale Morris (21-4-1).

Referee's signature