



# MICHIGAN STATE F O O T B A L L

6 NATIONAL CHAMPIONSHIPS • 9 BIG TEN CHAMPIONSHIPS • 2015 COLLEGE FOOTBALL PLAYOFF • THREE STRAIGHT TOP-10 FINISHES  
MICHIGAN STATE ATHLETIC COMMUNICATIONS • 534 BIRCH ROAD • Z-22 BRESLIN CENTER • EAST LANSING, MICH. 48824  
OFFICE PHONE: 517-355-2271 • WEBSITE: MSUSPARTANS.COM • TWITTER: @MSU\_FOOTBALL • INSTAGRAM: MSU\_SPARTANS

## SCHEDULES & SCOREBOARDS

### MICHIGAN STATE (1-0, 0-0 BIG TEN)

Sept. 2	FURMAN (BTN)	W, 28-13
Sept. 17	at No. 18/18 Notre Dame (NBC)	7:30 p.m.
Sept. 24	WISCONSIN	TBA
Oct. 1	at Indiana (BTN)	8 p.m.
Oct. 8	BYU	TBA
Oct. 15	NORTHWESTERN (HC)	3:30 p.m.
Oct. 22	at Maryland (BTN)	7:30 p.m.
Oct. 29	MICHIGAN	TBA
Nov. 5	at Illinois	TBA
Nov. 12	RUTGERS	TBA
Nov. 19	OHIO STATE	TBA
Nov. 26	at Penn State	TBA

### NOTRE DAME (1-1)

Sept. 4	at Texas	L, 47-50 (2OT)
Sept. 10	NEVADA	W, 39-10
Sept. 17	No. 12/8 MICHIGAN STATE	7:30 p.m.
Sept. 24	DUKE	3:30 p.m.
Oct. 1	vs. Syracuse (E. Rutherford, N.J.)	TBA
Oct. 8	at North Carolina State	TBA
Oct. 15	STANFORD	7:30 p.m.
Oct. 29	MIAMI (FLA.)	3:30 p.m.
Nov. 5	vs. Navy (Jacksonville, Fla.)	11:30 a.m.
Nov. 12	vs. Army (San Antonio, Texas)	3:30 p.m.
Nov. 19	VIRGINIA TECH	3:30 p.m.
Nov. 26	at USC	TBA

\* All times listed – Eastern. Rankings – AP/Coaches

### MEDIA COVERAGE

#### TV: NBC

Play-by-Play: Mike Tirico  
Analyst: Doug Flutie  
Sideline: Kathryn Tappen



#### RADIO: SPARTAN SPORTS NETWORK

Play-by-Play: George Blaha

Analyst: Jason Strayhorn

Sideline: Keith Nichol

Broadcast Host: Will Tieman

Website: SpartanSportsNetwork.com

Mobile: SSN 24/7 App (iOS, Android)

Satellite: Ch. 145 (Sirius); Ch. 195 (XM)

Flagship Stations: Lansing: WMMQ (94.9 FM)/WJIM (1240 AM); Detroit: WJR (760 AM)

Affiliates: 39 affiliates listed at SpartanSportsNetwork.com



### MSU ATHLETIC COMMUNICATIONS

Assistant Director/Football Contact ..... Ben Phlegar

Cell Phone ..... (517) 896-0031

E-Mail ..... phlegarb@ath.msu.edu

Assistant Director/Football Contact ..... Zach Fisher

Cell Phone ..... (517) 896-2413

E-Mail ..... zfisher@ath.msu.edu

Office Phone ..... 517-355-2271

Website ..... msuspartans.com

Twitter ..... @msu\_football

Facebook ..... MSUAthletics

## GAME

# 2

## NO. 12/8 MICHIGAN STATE (1-0) AT NO. 18/18 NOTRE DAME (1-1)

Date..... Saturday, Sept. 17  
 Kickoff ..... 7:42 p.m. EDT  
 Location..... Notre Dame, Ind.  
 Stadium ..... Notre Dame Stadium (80,795)  
 Surface ..... FieldTurf  
 TV ..... NBC  
 Pregame/Postgame ..... NBC Sports Network  
 Live Stats..... Gametracker (msuspartans.com)  
 Tickets..... Sold out  
 All-Time Series..... UND leads, 48-28-1  
 Series at UND..... UND leads, 29-13  
 Last Meeting..... UND 17, MSU 13 (2013)  
 Current Series Streak... 3 by Notre Dame (2011-)



#### Head Coach

Mark Dantonio

#### MSU Record

88-33 (10th year)

#### Overall Record

106-50 (13th year)

#### Record vs. Notre Dame

3-4

#### Head Coach

Brian Kelly

#### Notre Dame Record

56-24 (seventh year)

#### Overall Record

227-81-2 (26th year)

#### Record vs. MSU

3-1

### FIRST-AND-10 –

• No. 12/8 Michigan State (1-0) and No. 18/18 Notre Dame (1-1) will renew their rivalry for the Megaphone Trophy for the first time since 2013 on Saturday, Sept. 17 at Notre Dame Stadium. Kickoff is set for 7:42 p.m. on NBC. The Spartans are coming off a bye week following their season-opening win over Furman on Sept. 2 in Spartan Stadium, 28-13. The Fighting Irish rebounded from a double-overtime loss at Texas on Sept. 4 with a 39-10 victory against Nevada last Saturday. MSU maintained its No. 8 ranking in the USA TODAY Amway Coaches Poll and its No. 12 standing in The Associated Press Poll this week.

• Saturday's game marks the 78th meeting between Michigan State and Notre Dame. The Irish lead the all-time series 48-28-1, including a 29-13 record in games played in Notre Dame. The Spartans have won 10 of the last 17 meetings in the series. Ten of the last 14 games in the series have been decided by seven points or less. MSU head coach Mark Dantonio is 3-4 against Notre Dame, including a 1-3 mark in Notre Dame Stadium.

• Michigan State ranks second among opponents in all-time victories (28) over Notre Dame. Only USC (36) has posted more wins over the Irish than the Spartans.

• This fall marks the 50th anniversary of the famous "Game of the Century" 10-10 tie between No. 1 Notre Dame and No. 2 Michigan State on Nov. 19, 1966, in Spartan Stadium. Thirty-one players from that game went on to play in the NFL, including nine first-round draft picks.

• The Michigan State-Notre Dame series began 119 years ago in 1897, making it one of the 27 oldest rivalries in college football. It also ranks as one of only three rivalries – joining Army-Navy and Auburn-Georgia Tech – that does not involve either intrastate or current conference rivals.

• Michigan State head coach Mark Dantonio, who helped lead the Spartans to the 2015 Big Ten Championship and College Football Playoff last season, is in his 10th season leading the program. The Spartans closed last season with a 12-2 record and finished ranked in the AP Top 10 for the third year in a row (No. 3 in 2013, No. 5 in 2014, No. 6 in 2015), a first for the program since 1955-57. Michigan State is the only program in the NCAA FBS to finish in the top six of the last three AP Polls.



# 2016 SPARTAN FOOTBALL GAME NOTES

## MICHIGAN STATE QUICK FACTS

### GENERAL INFORMATION

Location: East Lansing, Mich.  
 Enrollment: 48,272 (spring 2016)  
 Conference: Big Ten (East Division)  
 Nickname: Spartans  
 Colors: Green and White  
 President: Dr. Lou Anna K. Simon  
 Athletics Director: Mark Hollis  
 Stadium (Capacity): Spartan Stadium (75,005)  
 Surface: Natural Grass  
 Press Box Number: 517-353-0630

### COACHING STAFF

Head Coach:  
 Mark Dantonio (South Carolina, 1979)  
 Record at MSU: 88-33 (10th season)  
 Career Record: 106-50 (13th season)  
 Assistant Head Coach/Co-Defensive Coordinator/  
 Secondary: Harlon Barnett (10th year; Michigan State, 1990)  
 Co-Defensive Coordinator/Linebackers:  
 Mike Tressel (10th year; Cornell [Iowa] College, 1996)  
 Co-Offensive Coordinator/Running Backs:  
 Dave Warner (10th year; Syracuse, 1982)  
 Co-Offensive Coordinator/Tight Ends:  
 Jim Bollman (fourth year; Ohio, 1977)  
 Defensive Line:  
 Ron Burton (fourth year; North Carolina, 1987)  
 Quarterbacks/Recruiting Coordinator:  
 Brad Salem (seventh year; Augustana College, 1992)  
 Wide Receivers:  
 Terrence Samuel (sixth year; Purdue, 1995)  
 Linebackers/Special Teams:  
 Mark Snyder (second year; Marshall, 1988)  
 Offensive Line:  
 Mark Staten (10th year; Miami-Ohio, 2001)  
 Assistant AD/Director of Football Operations:  
 Tim Allen (ninth year; Bethel [Kansas] College, 1986)

### FOOTBALL HISTORY

All-Time Record: 682-441-44 (.603)  
 2015 Record: 12-2 (7-1 Big Ten/1st East Division)  
 First Season of Football: 1896  
 Bowl Games: 26 (11-15)  
 National Championships: 6 (1951, 1952, 1955, 1957, 1965, 1966)  
 Big Ten Championships: 9 (1953, 1965, 1966, 1978, 1987, 1990, 2010, 2013, 2015)  
 Big Ten Division Championships: 3 (2011, 2013, 2015)

### 2016 SPARTAN CAPSULE

Offense: Multiple | Defense: Multiple 4-3  
 Lettermen Lost: 26 (13 offense, 12 defense, 1 specialist)  
 Lettermen Returning: 48 (23 offense, 22 defense, 3 specialists)  
 Starters Lost: 14 (8 offense, 5 defense, 1 specialist)  
 Starters Returning: 12 (3 offense, 6 defense, 3 specialists)  
 Offensive Starters Lost (8): C Jack Allen, WR Aaron Burbridge, OG Donavon Clark, OT Jack Conklin, QB Connor Cook, WR Macgarrett Kings Jr., TE Paul Lang, FB Trevon Pendleton  
 Offensive Starters Returning (3): OG Brian Allen, TB Gerald Holmes, OT Kodi Kieler  
 Defensive Starters Lost (5): DE Shilque Calhoun, CB Arjen Colquhoun, DT Joel Heath, LB Darien Harris, DL Lawrence Thomas  
 Defensive Starters Returning (6): LB Riley Bullough, S Demetrious Cox, CB Darian Hicks, NT Malik McDowell, S Montae Nicholson, LB Jon Reschke  
 Starting Specialists Lost (1): SN Taybor Pepper  
 Starting Specialists Returning (3): KO Kevin Cronin, PK Michael Geiger, P Jake Hartbarger

• The Spartans return a total of 48 letterwinners and 12 starters in 2016. A total of 28 players returning have starting experience (12 offense, 13 defense, three special teams). On defense, MSU returns 22 letterwinners and six starters from a unit that finished No. 11 in the FBS in rushing defense, No. 25 in scoring defense and No. 26 in total defense.

• Michigan State, which has posted a 37-5 record since 2013, is one of only four schools in the nation to play in a Bowl Championship Series Game (2014 Rose Bowl), a New Year's Six game (2015 Cotton Bowl) and the College Football Playoff (2015 CFP Semifinal at the Cotton Bowl) in the last three seasons (Alabama, Florida State, Ohio State). MSU's 37 wins since 2013 are tied for fourth most in the NCAA Football Bowl Subdivision.

• The Spartans have consistently produced wins against highly ranked teams under Dantonio. Michigan State has won nine of its last 12 games played against ranked opponents, including five out of the last six. In addition, MSU is 7-2 in its last nine games against teams ranked in The Associated Press Top 10, including a 6-2 record since 2013 (beat No. 2 Ohio State and No. 5 Stanford in 2013; lost to No. 3 Oregon and beat No. 4 Baylor in 2014; beat No. 7 Oregon, No. 2 Ohio State and No. 4 Iowa, and lost to No. 2 Alabama in 2015).

• Michigan State is ranked No. 8 in this week's USA TODAY Amway Coaches Poll and No. 12 in The Associated Press Poll. MSU has been ranked in the AP Poll for a school-record 44 consecutive weeks, dating back to Oct. 27, 2013 (previous record: 34 weeks from Sept. 19, 2010 to Sept. 23, 2012). For 32 of those 44 weeks, MSU has been ranked in the Top 10. Michigan State is 53-13 (.803) as a ranked team in the AP Poll under Dantonio. As a ranked team, Michigan State has only lost to an unranked opponent twice under Dantonio (36-2; at Notre Dame, 2011; at Nebraska, 2015).

### TEAM COMPARISONS –

	Michigan State	Notre Dame
Basic Offense	Multiple	Spread
Basic Defense	Multiple 4-3	Multiple 4-3
Offensive Starters Returning	3	3
Defensive Starters Returning	6	5
Specialists Returning	3	2

### STAT LEADERS –

#### Michigan State:

Rushing – LJ Scott (20 carries for 105 yards, 5.2 avg, 1 TD)  
 Passing – Tyler O'Connor (13 of 18 for 190 yards, 3 TDs, 1 INT)  
 Receiving – Monty Madaris (5 catches for 85 yards, 17.0 avg.)  
 Tackles – Chris Frey (9 tackles, 1 solo, 8 assists)

#### Notre Dame:



Rushing – Josh Adams (21 carries for 149 yards, 7.1 avg., 0 TDs)  
 Passing – DeShone Kizer (30 of 42 for 371 yards, 7 TDs, 1 INT)  
 Receiving – Equanimeous St. Brown (11 catches for 160 yards, 14.5 avg., 2 TDs)  
 Tackles – Nyles Morgan (17 tackles, 11 solos, 6 assists, 0.5 TFLs)

### STAT COMPARISON (FBS RANK) –

	Michigan State	Notre Dame
Scoring	28.0 (79th)	43.0 (28th)
First Downs	19 (125th)	59 (43rd)
Total Offense	361.0 (92nd)	444.0 (54th)
Rushing Yards	171.0 (74th)	222.5 (38th)
Passing Yards	190.0 (93rd)	221.5 (68th)
Time of Possession	30:29 (58th)	33:07 (30th)
Third Down Conversions	.400 (74th)	.452 (47th)
Scoring Defense	13.0 (19th)	30.0 (92nd)
Total Defense	226.0 (9th)	408.5 (91st)
Rushing Defense	87.0 (24th)	168.0 (87th)
Passing Defense	139.0 (23rd)	240.5 (85th)



## WEEKLY MEDIA PLANNER

Monday, Sept. 12	Tuesday, Sept. 13	Wednesday, Sept. 14	Thursday, Sept. 15	Friday, Sept. 16	Saturday, Sept. 17	Sunday, Sept. 18
No media availability.	<p><u>11:30 a.m.</u> Mark Dantonio's weekly press conference (Spartan Stadium/North End Zone – Media Center).</p> <p><u>12 p.m.</u> Captains press conference (Spartan Stadium/North End Zone – Media Center).</p> <p><u>12:32 p.m.</u> Mark Dantonio's weekly Big Ten Teleconference.</p> <p><u>3:45 p.m.</u> Closed practice.</p>	<p><u>12:30 p.m.</u> Co-defensive coordinator/linebackers coach Mike Tressel and offensive line coach Mark Staten will be available for brief interviews (10 minutes each) in the Skandalaris Football Center lobby.</p> <p><u>3:45 p.m.</u> Closed practice.</p>	<p><u>3:45 p.m.</u> Closed practice.</p> <p><u>7 p.m.</u> Mark Dantonio weekly radio show at Reno's East (1310 Abbot Rd., East Lansing, MI). Listen live on SpartanSportsNetwork.com and network affiliates throughout the state of Michigan.</p> 	<p>TBA</p> <p>Walk-thru in Notre Dame Stadium. Closed to media and no interviews.</p>	<p><u>7:42 p.m.</u> Kickoff at Notre Dame (NBC).</p> 	<p><u>Approximately 6:30 p.m.</u> Mark Dantonio weekly teleconference.</p>

### A QUICK GLANCE AT NO. 18/18 NOTRE DAME (1-1) –

- No. 18/18 Notre Dame is 1-1 on the season after defeating Nevada, 39-10, on Sept. 10 to bounce back from a 50-47 double-overtime loss at Texas on Sept. 4.
- Notre Dame head coach Brian Kelly is in his seventh year at the helm of the Irish and 26th overall as a head coach. Kelly has a 56-24 (.700) record at Notre Dame and a 227-81-2 (.735) overall record.
- Saturday's game is the second of a three-game homestand for the Fighting Irish, who played their 250th straight sellout at Notre Dame Stadium in the win over Nevada.
- The Fighting Irish return three offensive and five defensive starters as part of 43 letterwinners returning from last season's 10-3 team that finishing No. 11 in the AP Poll and No. 12 in the Amway Coaches Poll.
- Notre Dame is averaging 222.5 yards per game rushing offense to rank 38th in the NCAA, while tallying 221.5 ypg passing offense, amassing 444.0 ypg total offense. Additionally, the Irish are 23rd in the nation in team passing efficiency (165.46) as well as 28th in scoring offense (43.0 ppg). UND is tied for 47th in third-down conversion percentage (.452).
- Notre Dame's special teams are ninth in the NCAA in punt returns (22.5 ypr), while averaging 19.9 ypr on kick returns. The Irish average 37.9 net yards per punt.
- Junior QB DeShone Kizer is fifth in the NCAA in passing efficiency (195.9) on 30-of-42 passing for 371 yards (185.5 ypg) with seven TDs and one interception this season, adding 112 rushing yards (56.0 ypg) with two rushing TDs. Kizer's seven passing TDs are tied for sixth in the nation, while his .714 passing completion percentage is 15th.
- Sophomore WR Equanimeous St. Brown has 11 catches for 160 yards with two TDs on the season, averaging 5.5 receptions for 80.0 yards per game. Fellow sophomore C.J. Sanders has eight receptions for 101 yards with two TDs through two games, for an average of four catches for 50.5 ypg. Sanders is also fourth in the nation in punt return average with 25.0 yards per return, as well as 51st in kick return average at 22.4 ypr. Sanders is 38th in the country in all-purpose yards with 144.0 ypg. Senior Torii Hunter Jr. had four catches for 37 yards and one TD in the Texas game before suffering an injury late in the game; he did not play vs. Nevada.
- Sophomore Josh Adams leads the Irish ground attack with 149 yards on 21 rushing attempts on the season, averaging 7.1 ypg and 7.1 yards per carry. Senior Tarean Folston adds 115 yards on 28 carries (57.5 ypg/4.1 ypc) with one TD.
- Junior linebacker Nyles Morgan anchors the Notre Dame defense, logging 17 tackles through two games (8.5 tackles per game), with half a tackle for loss. Senior defensive lineman Isaac Rochell adds 14 total tackles (7.0 pg) with three tackles for loss, including 2.5 TFL vs. Texas.
- Sophomore kicker Justin Yoon is 10-of-11 on PATs and 2-of-3 on FGs, with a long of 39 yards. Junior P Tyler Newsome has 12 punts for 492 yards for an average of 41.1 ypp with a long of 53 yards and four inside the 20-yard line.

### AROUND THE BIG TEN

2016 BIG TEN STANDINGS				
	Conf.	Games	All Games	
<b>East Division</b>				
Indiana	0-0	.000	2-0	1.000
Maryland	0-0	.000	2-0	1.000
Michigan	0-0	.000	2-0	1.000
Ohio State	0-0	.000	2-0	1.000
<i>Michigan State</i>	<i>0-0</i>	<i>.000</i>	<i>1-0</i>	<i>1.000</i>
Penn State	0-0	.000	1-1	.500
Rutgers	0-0	.000	1-1	.500
<b>West Division</b>				
Iowa	0-0	.000	2-0	1.000
Minnesota	0-0	.000	2-0	1.000
Nebraska	0-0	.000	2-0	1.000
Wisconsin	0-0	.000	2-0	1.000
Illinois	0-0	.000	1-1	.500
Purdue	0-0	.000	1-1	.500
Northwestern	0-0	.000	0-2	.000



### THIS WEEK'S SCHEDULE

Saturday, Sept. 3  
 North Dakota State at Iowa, 12 p.m. (ESPN2)  
 Georgia State at Wisconsin, 12 p.m. (BTN)  
 Temple at Penn State, 12 p.m. (BTN)  
 New Mexico at Rutgers, 12 p.m. (ESPNnews)  
 Oregon at Nebraska, 3:30 p.m. (ABC)  
 Colorado at Michigan, 3:30 p.m. (BTN)  
 Western Michigan at Illinois, 4 p.m. (ESPNnews)  
 Maryland at Central Florida, 7 p.m. (CBS Sports Net.)  
*Michigan State at Notre Dame, 7:30 p.m. (NBC)*  
 Ohio State at Oklahoma, 7:30 p.m. (FOX)  
 Duke at Northwestern, 8 p.m. (BTN)

### LAST WEEK'S RESULTS

Maryland 41, Florida International 14  
 North Carolina 48, Illinois 23  
 Indiana 30, Ball State, 20  
 Iowa 42, Iowa State, 3  
 Michigan 51, UCF 14  
 Minnesota 58, Indiana State 28  
 Nebraska 52, Wyoming 17  
 Illinois State 9, Northwestern 7  
 Ohio State 48, Tulsa 3  
 Pittsburgh 42, Penn State 39  
 Cincinnati 38, Purdue 20  
 Rutgers 52, Howard 14  
 Wisconsin 54, Akron 10



# 2016 SPARTAN FOOTBALL GAME NOTES

## ATHLETIC COMMUNICATIONS

### GENERAL INFORMATION

Mailing Address  
 Breslin Center, 534 Birch Road, Room Z-22  
 East Lansing, MI 48824  
 Office Phone ..... (517) 355-2271  
 Fax ..... (517) 353-9636  
 Website..... msuspartans.com

### SOCIAL MEDIA

Facebook..... Facebook.com/MSUAthletics  
 Twitter (Football)..... @MSU\_Football  
 Twitter (Athletics)..... @MSU\_Athletics  
 Instagram..... MSU\_Spartans  
 YouTube Channel..... MSUSpartanAthletics  
 Pinterest..... MSUAthletics

### STAFF

Assistant Director/Football Contact ..... Ben Phlegar  
 Cell Phone ..... (517) 896-0031  
 Email ..... phlegarb@ath.msu.edu  
 Assistant Director/Football Contact ..... Zach Fisher  
 Cell Phone ..... (517) 896-2413  
 Email ..... zfisher@ath.msu.edu  
 New Media Director ..... Matt Larson  
 Email ..... larson@ath.msu.edu  
 Athletic Communications Director ..... Jamie Baldwin  
 Email ..... jweir@ath.msu.edu  
 Assistant Director ..... Jeff Barnes  
 Email ..... jbarnes@ath.msu.edu  
 Assistant Director ..... Kara Fisher  
 Email ..... kfisher@ath.msu.edu  
 Video Producer ..... Bob Armstrong  
 Email ..... armstr84@ath.msu.edu  
 Video Producer ..... Nick Baker  
 Email ..... nbaker@ath.msu.edu  
 Video Producer ..... Jacob Huber  
 Email ..... huberjac@ath.msu.edu  
 Video Producer ..... Justin Garant  
 Email ..... garantju@ath.msu.edu  
 Video Producer ..... Matt McCullough  
 Email ..... mccull13@ath.msu.edu  
 Video Producer/Football ..... Ryan McPhail  
 Email ..... mcphail@ath.msu.edu  
 Digital Media Specialist ..... Jon Hevron  
 Email ..... hevronj@ath.msu.edu  
 Office Assistant ..... Paulette Martis  
 Email ..... martis@ath.msu.edu  
 Staff Assistant ..... Ryan Smith  
 Email ..... smit1722@ath.msu.edu  
 Staff Assistant ..... Grace Wheeler  
 Email ..... gwheeler@ath.msu.edu  
 Video Staff Assistant ..... Miranda Jenkins  
 Email ..... jenki353@ath.msu.edu



msuspartans.com



MSUAthletics



@msu\_football  
@msu\_athletics



MSUSpartanAthletics

## MSU/NOTRE DAME SERIES NOTES -

• Saturday's game marks the 78th meeting between Michigan State and Notre Dame. The Irish lead the all-time series 48-28-1, including a 29-13 record in games played in Notre Dame. The Spartans have won 10 of the last 17 meetings in the series. Ten of the last 14 games in the series have been decided by seven points or less.

• MSU head coach Mark Dantonio is 3-4 against Notre Dame, including a 1-3 mark in Notre Dame Stadium.

• The Spartans recorded six straight victories in Notre Dame Stadium from 1997-2007. The six-game winning streak was the longest run by an Irish opponent in the history of Notre Dame Stadium.

• Michigan State has compiled a 15-26-1 record against ranked Notre Dame teams, according to Associated Press Polls since 1948.

Here's a look at MSU's results against Notre Dame under Michigan State head coach Mark Dantonio (3-4):

Date	Result	Site
Sept. 22, 2007	MSU 31, Notre Dame 14	Notre Dame
Sept. 20, 2008	MSU 23, Notre Dame 7	East Lansing
Sept. 19, 2009	Notre Dame 33, MSU 30	Notre Dame
Sept. 18, 2010	MSU 34, Notre Dame 31 (OT)	East Lansing
Sept. 17, 2011	Notre Dame 31, No. 15 MSU 13	Notre Dame
Sept. 15, 2012	No. 20 Notre Dame 20, No. 10 MSU 3	East Lansing
Sept. 21, 2013	No. 22 Notre Dame 17, MSU 13	Notre Dame

• Saturday's game marks the 14th time Michigan State and Notre Dame have faced each other while both schools were ranked in the AP Top 25 (MSU record: 7-5-1).

Date	Result	Site
Nov. 5, 1949	No. 1 Notre Dame 34, No. 10 MSU 21	East Lansing
Nov. 10, 1951	No. 5 MSU 35, No. 11 Notre Dame 0	East Lansing
Nov. 15, 1952	No. 1 MSU 21, No. 6 Notre Dame 3	East Lansing
Oct. 15, 1955	No. 13 MSU 21, No. 4 Notre Dame 7	East Lansing
Nov. 9, 1957	No. 4 MSU 34, No. 15 Notre Dame 7	East Lansing
Oct. 21, 1961	No. 1 MSU 17, No. 6 Notre Dame 7	East Lansing
Nov. 20, 1965	No. 1 MSU 12, No. 4 Notre Dame 3	Notre Dame
Nov. 19, 1966	No. 1 Notre Dame 10, No. 2 MSU 10	East Lansing
Sept. 29, 1979	No. 15 Notre Dame 27, No. 7 MSU 3	Notre Dame
Sept. 19, 1987	No. 9 Notre Dame 31, No. 17 MSU 8	Notre Dame
Sept. 22, 1990	No. 1 Notre Dame 20, No. 24 MSU 19	East Lansing
Sept. 23, 2000	No. 23 MSU 27, No. 16 Notre Dame 21	Notre Dame
Sept. 15, 2012	No. 20 Notre Dame 20, No. 10 MSU 3	East Lansing

## ALL-TIME SERIES RESULTS VS. NOTRE DAME

Year	MSU	Notre Dame	OT	Year	MSU	Notre Dame	OT
Overall:	28-48-1			1960	W	21-0	A
H:	15-19-1			1961	W	17-7	H
A:	13-29-0			1962	W	31-7	A
1897	L	6-34	A	1963	W	12-7	H
1898	L	0-53	A	1964	L	7-34	A
1899	L	0-40	A	1965	W	12-3	A
1902	L	0-33	A	1966	T	10-10	H
1903	L	0-12	A	1967	L	12-24	A
1905	L	0-28	A	1968	W	21-17	H
1906	L	0-5	A	1969	L	28-42	A
1909	L	0-17	A	1970	L	0-29	H
1910	W	17-0	H	1971	L	2-14	A
1916	L	0-14	H	1972	L	0-16	H
1917	L	0-23	A	1973	L	10-14	A
1918	W	13-7	H	1974	L	14-19	H
1919	L	0-13	A	1975	W	10-3	A
1920	L	0-25	H	1976	L	6-24	H
1921	L	0-48	A	1977	L	6-16	A
1948	L	7-26	A	1978	L	25-29	H
1949	L	21-34	H	1979	L	3-27	A
1950	W	36-33	A	1980	L	21-26	H
1951	W	35-0	H	1981	L	7-20	A
1952	W	21-3	H	1982	L	3-11	H
1954	L	19-20	A	1983	W	28-23	A
1955	W	21-7	H	1984	L	20-24	H
1956	W	47-14	A	1985	L	10-27	A
1957	W	34-6	H	1986	W	20-15	H
1959	W	19-0	H	1987	L	8-31	A
				1988	L	3-20	H
				1989	L	13-21	A
				1990	L	19-20	H
				1991	L	10-49	A
				1992	L	31-52	H
				1993	L	14-36	A
				1994	L	20-21	H
				1997	W	23-7	A
				1998	W	45-23	H
				1999	W	23-13	A
				2000	W	27-21	H
				2001	W	17-10	A
				2002	L	17-21	H
				2003	W	22-16	A
				2004	L	24-31	H
				2005	W	44-41 (OT)	A
				2006	L	37-40	H
				2007	W	31-14	A
				2008	W	23-7	H
				2009	L	30-33	A
				2010	W	34-31 (OT)	H
				2011	L	13-31	A
				2012	L	3-20	H
				2013	L	13-17	A

# 2016 SPARTAN FOOTBALL GAME NOTES



## THE LAST MEETING –

*Sept. 21, 2013, in Notre Dame, Ind. (AP):* Notre Dame took advantage of a trick play that backfired, as well as four pass interference calls and a holding penalty that kept drives alive, to defeat Michigan State for the third straight time. The mistakes led to all of Notre Dame's points in the 17-13 victory, including two on the game-winning drive after a pass by Michigan State receiver R.J. Shelton led to an interception by safety Mathias Farley, setting up the go-ahead touchdown. The Spartans were called for two pass interference calls on the ensuing drive, allowing Notre Dame to maintain possession. The Irish, who continually passed, even on short running situations, scored moments later when Notre Dame appeared to surprise the Spartans with a call. Cam McDaniel raced into the end zone to take the 17-10 lead with 14:44 left to play. The Irish also took advantage of another questionable pass interference in the first half that set up a 2-yard touchdown pass from Tommy Rees to TJ Jones, and a holding penalty that kept alive a drive that led to a 41-yard field goal by Kyle Brindza. The Spartans had 10 penalties for 115 yards by the Big Ten officials. But the Irish were flagged eight times for 86 yards. The Spartans entered with the nation's No. 1 defense, allowing 50 yards a game rushing, and 127 passing. Michigan State's defense had also scored four touchdowns, which is also how many it had allowed. They stopped the Irish on the ground, holding them to 82 yards, and limited Rees to a season-low 142 yards passing.

## SPARTANS FROM THE HOOSIER STATE –

- Michigan State's 2016 roster features three players from Indiana: wide receiver Paul Andrie (Valparaiso/Valparaiso), tight end Josiah Price (Greentown/Eastern) and defensive end Auston Robertson (Fort Wayne/Wayne).

## SPARTANS RANK SECOND IN ALL-TIME VICTORIES vs. NOTRE DAME –

Michigan State ranks second among opponents in all-time victories (28) over Notre Dame. Only USC (36) has posted more wins over the Irish than the Spartans.

### All-Time Wins vs. Notre Dame

Opponent	Games Played	Wins vs. ND
USC	87	36
Michigan State	77	28
Purdue	86	26
Michigan	42	24
Pittsburgh	70	21

## MEGAPHONE TROPHY –

- Since 1949, the winner of the Michigan State-Notre Dame game has been presented the Megaphone Trophy, sponsored jointly by the Detroit alumni clubs of both schools. The megaphone is printed half blue, with a gold ND monogram, and half white, with a green MSC. All previous game scores are listed on the trophy.

## MSU vs. NOTRE DAME RANKS AMONG NATION'S OLDEST RIVALRIES –

- The Michigan State-Notre Dame series began 119 years ago in 1897, making it one of the 27 oldest rivalries in college football. It also ranks as one of only three rivalries – joining Army-Navy and Auburn-Georgia Tech – that does not involve either intrastate or current conference rivals.

## GAME OF THE CENTURY: 50TH ANNIVERSARY –

- This fall marks the 50th anniversary of the famous "Game of the Century" 10-10 tie between No. 1 Notre Dame and No. 2 Michigan State on Nov. 19, 1966, in Spartan Stadium. Thirty-one players from that game went on to play in the NFL, including nine first-round draft picks. Four Michigan State players from the game were selected in the first eight picks on the 1967 NFL Draft (No. 1, Colts, DE Bubba Smith; No. 2, Vikings, RB Clinton Jones; No. 5, Oilers, LB George Webster; No. 8, Vikings, WR Gene Washington).

## MSU/NOTRE DAME CONNECTIONS –

- Notre Dame's Brian Kelly succeeded Michigan State's Mark Dantonio as head coach at Cincinnati. Dantonio (2004-06) and Kelly (2007-09) each enjoyed three-year stints with the Bearcats.
- Notre Dame associate head coach/wide receivers coach Mike Denbrock spent two years as a graduate assistant at Michigan State (1988-89) under George Perles.
- Michigan State assistant strength and conditioning coach Lorenzo Guess spent two seasons (2010-11) as an assistant director of strength and conditioning at Notre Dame while working with head coach Brian Kelly. Guess also worked with Kelly for one season at Cincinnati as a tight ends coach, helping the Bearcats to a 12-1 record in 2009 and an appearance in the Sugar Bowl following UC's second straight BIG EAST Championship.
- Michigan State recruiting operations coordinator Butler Benton spent 15 months as the assistant director of player development, engagement and academic enhancement at Notre Dame under Brian Kelly.
- Michigan State's veteran play-by-play radio announcer George Blaha graduated from Notre Dame in 1966 with a degree in economics. Blaha is in his 39th season as the Spartans' radio voice.

## POLLS

### ASSOCIATED PRESS

Rk.	School	Record
1.	Alabama (56)	2-0
2.	Florida State (4)	2-0
3.	Ohio State	2-0
4.	Michigan (1)	2-0
5.	Clemson	2-0
6.	Houston	2-0
7.	Stanford	1-0
8.	Washington	2-0
9.	Wisconsin	2-0
10.	Louisville	2-0
11.	Texas	2-0
12.	<b>Michigan State</b>	1-0
13.	Iowa	2-0
14.	Oklahoma	1-1
15.	Tennessee	2-0
16.	Georgia	2-0
17.	Texas A&M	2-0
18.	Notre Dame	1-1
19.	Ole Miss	1-1
20.	LSU	1-1
21.	Baylor	2-0
22.	Oregon	2-0
23.	Florida	2-0
24.	Arkansas	2-0
25.	Miami	2-0

### USA TODAY/AMWAY COACHES

Rk.	School	Record
1.	Alabama (62)	2-0
2.	Florida State (1)	2-0
3.	Clemson (1)	2-0
4.	Ohio State	2-0
5.	Michigan	2-0
6.	Stanford	1-0
7.	Houston	2-0
8.	<b>Michigan State</b>	1-0
9.	Washington	2-0
10.	Louisville	2-0
11.	Iowa	2-0
12.	Wisconsin	2-0
13.	Georgia	2-0
14.	Oklahoma	1-1
15.	Tennessee	2-0
16.	Texas	2-0
17.	Ole Miss	1-1
18.	Notre Dame	1-1
19.	Baylor	2-0
20.	Texas A&M	2-0
21.	Oregon	2-0
22.	LSU	1-1
23.	Florida	2-0
24.	Arkansas	2-0
25.	Miami	2-0

### FWAA-NFF SUPER 16

Rk.	School	Record
1.	Alabama (42)	2-0
2.	Florida State (2)	2-0
3.	Ohio State	2-0
4.	Clemson	2-0
5.	Michigan (1)	2-0
6.	Houston	2-0
7.	Stanford	1-0
8.	Washington	2-0
9.	Texas	2-0
10.	Wisconsin	2-0
11.	Louisville	2-0
12.	Tennessee	2-0
13.	<b>Michigan State</b>	1-0
14.	Iowa	2-0
15.	Georgia	2-0
16.	Oklahoma	1-1

(First-place votes)  
Bold indicates MSU opponent



# 2016 SPARTAN FOOTBALL GAME NOTES

## 2016 HONORS & AWARDS

### #65 BRIAN ALLEN (Jr., Offensive Lineman)

- Preseason All-America selection by Athlon Sports (third team)
- Preseason All-Big Ten selection by Athlon Sports (first team)
- Featured on preseason watch lists for the Outland Trophy (nation's most outstanding interior lineman), Lombardi Award (nation's most outstanding college lineman) and Rimington Trophy (nation's top center)

### #30 RILEY BULLOUGH (Sr.-5, Linebacker)

- Featured on preseason watch lists for the Bednarik Award (defensive player of the year), Lombardi Award (lineman of the year), Nagurski Trophy (nation's most outstanding defensive player) and Lott IMPACT Trophy
- Named to Senior Bowl 2016 Watch List
- 2016 team captain

### #7 DEMETRIOUS COX (Sr.-5, Safety)

- Named to Senior Bowl 2016 Watch List
- 2016 team captain

### #4 MALIK McDOWELL (Jr., Defensive Lineman)

- Featured on preseason watch lists for the Bednarik Award (defensive player of the year), Lombardi Award (lineman of the year), Nagurski Trophy (nation's most outstanding defensive player) and Outland Trophy (nation's most outstanding interior lineman)
- First-team preseason All-America selection (ESPN.com, CBS Sports, SI.com, Athlon Sports, Sporting News)

### #9 MONTAE NICHOLSON (Jr., Safety)

- Preseason All-Big Ten selection by Athlon Sports (first team)

### #82 JOSIAH PRICE (Sr.-5, Tight End)

- Featured on the John Mackey Award Watch List (nation's most outstanding tight end)
- Preseason All-Big Ten selection by Athlon Sports (second team)
- Nominated for the Allstate AFCA Good Works Team (recognizing college football players who exemplify a superior commitment to community service and volunteerism)
- Named to the Wuerffel Trophy Watch List (for community service combined with athletic and academic achievement)
- Named to Senior Bowl 2016 Watch List

### #12 R.J. SHELTON (Sr., Wide Receiver)

- Paul Hornung Award Watch List (nation's most versatile player)
- Named to Senior Bowl 2016 Watch List

### #89 GABE SHERROD (Gr.-5, Defensive End)

- Named to Senior Bowl 2016 Watch List

### MARK DANTONIO (Head Coach)

- Bobby Dodd Coach of the Year Watch List

## SPARTANS TOUGH IN NON-CONFERENCE GAMES –

Mark Dantonio is 34-12 (.739) against non-conference opponents, including a 26-2 (.929) mark in Spartan Stadium. Dantonio is 25-1 in games against teams outside of the Power Five conferences.

## SPARTANS FOLLOWING BYE WEEKS UNDER DANTONIO –

• Michigan State is coming off its only bye week of the season following its season-opening win over Furman on Sept. 2. MSU is 5-4 after bye weeks under Dantonio. The Week 2 bye was the earliest for the Spartans in the Dantonio era.

## FIFTH-YEAR SENIOR TYLER O'CONNOR IN FIRST YEAR AS STARTING QB FOR SPARTANS –

• Fifth-year senior Tyler O'Connor is in his first year as the starting quarterback for the Spartans. O'Connor was named the starter during the last week of preseason camp. He also was voted one of three captains by his teammates. O'Connor replaces three-year starting quarterback Connor Cook, who compiled a 34-5 record as a starter from 2013-15 to become the winningest quarterback in school history. Cook, the 2015 Big Ten Quarterback of the Year and Johnny Unitas Golden Arm Award winner, left East Lansing as the school's all-time record holder in passing yards (9,194), touchdown passes (71) and total offense (9,403 yards).

• O'Connor, who narrowly lost out to Cook in 2013 in the race to become the starting quarterback, showed his promise in his first career start as he led the Spartans to a win at No. 2 Ohio State on Nov. 21, 2015. With Cook sidelined due to a shoulder injury, O'Connor and Damion Terry split time and helped the Spartans snap the Buckeyes' 23-game winning streak with a 17-14 victory in Columbus.

• In his first career home start and second career start overall, O'Connor recorded career highs for completions (13), pass attempts (18), passing yards (190) and passing touchdowns (3) against Furman. He threw a 13-yard TD pass to Felton Davis III in the second quarter, a 21-yard TD to Josiah Price in the third quarter and a 12-yard TD to Jamal Lyles in the fourth quarter.

• For his career, O'Connor is 2-0 as a starter and has completed 65 percent of his passes (47-of-72) for 564 yards, seven TDs and three interceptions in 15 games of action.

## ED DAVIS RECEIVES SIXTH YEAR OF ELIGIBILITY FROM NCAA –

• Michigan State linebacker Ed Davis has been granted a sixth year of eligibility by the NCAA, Michigan State head coach Mark Dantonio announced on Friday, Sept. 9. Davis, who earned his bachelor's degree in sociology in August 2016, has played in 40 career games, including 12 starts.

A three-year letterwinner (2012-14), Davis has recorded 80 career tackles, including 16.5 for losses (72 yards) and 11 sacks (53 yards).

As a junior in 2014, Davis earned honorable mention All-Big Ten honors after ranking fourth on the team with 58 stops and third in tackles for loss (12 for 48 yards) and sacks (7.0 for 33 yards). He was the 2014 defensive recipient of MSU's Outstanding Underclass Lineman Award.

Davis did not play in 2011 and missed the entire 2015 season after suffering a torn ACL during the first week of preseason camp. Davis has been practicing with the Spartans since the sixth-year waiver was submitted to the NCAA following his graduation in late August. He is immediately eligible to play in games.

A native of Detroit, Davis was named to the 2016 Lombardi Award Watch List last month.

## Michigan State head coach Mark Dantonio:

"We're very excited to hear the news about Ed Davis receiving his sixth year of eligibility from the NCAA. We felt all along throughout this process that Ed would get an opportunity to play this season once the paperwork was submitted and reviewed. Ed fulfilled his requirements by earning his degree this summer, so it's great to see him get rewarded after missing all of last year with a knee injury. I want to thank everyone who helped Ed during this process, particularly our academic, compliance and athletic training staffs. I appreciate their efforts in having a young man finish his collegiate career on the field, rather than the sidelines. Ed is an outstanding football player and has persevered through this past year. We're looking forward to him getting back in a Green and White uniform for the Spartans this fall."

# 2016 SPARTAN FOOTBALL GAME NOTES



## POST-GAME NOTES: FURMAN –

- With the 28-13 victory over Furman, MSU improved to 81-36-3 all-time in season openers, including a 16-2 record in its last 18 games. The Spartans have won their last eight season openers.
- Michigan State improved to 99-21 all-time in home openers, including an 18-game winning streak that began in 1999 with a win over Oregon. The 18-game home-opening winning streak is the third-longest active streak in the nation. Mark Dantonio is 10-0 in home openers at MSU.
- Dantonio has compiled an 11-2 record in 13 season-opening games as a head coach. Dantonio is 9-1 in season-opening games at MSU.
- Senior tight end Josiah Price caught his 17th career touchdown pass on a 21-yard reception from Tyler O'Connor in the third quarter. Price is now seventh in MSU history with his 17 career touchdown receptions; he entered the season already ranked first in the MSU record book for most TD catches by a tight end.
- In his first career start, senior wide receiver Monty Madaris established career highs in receptions (five) and receiving yards (85).
- LJ Scott rushed for 105 yards on 20 carries, including a 1-yard touchdown run in the first quarter. It marked the second career 100-yard rushing game of Scott's career (career-high 146 yards vs. Purdue in 2015).
- Sophomore Andrew Dowell, who made his first career start at linebacker, notched a career-high eight tackles and recorded his first career interception at the 11:49 mark in the fourth quarter. Following the interception, the Spartans went on a 12-play, 60-yard touchdown drive, capped by Tyler O'Connor's 12-yard pass to Jamal Lyles that put MSU on top, 28-13.
- Junior Chris Frey, who also made his first career start at linebacker, led the Spartans with a career-high nine tackles.
- Nine Spartans made their first career starts in a Green and White uniform (five on offense: WR Felton Davis III; WR Monty Madaris; LT David Beedle; RT Miguel Machado; FB Prescott Line; four on defense: DT Kevin Williams; DE Evan Jones; LB Andrew Dowell; LB Chris Frey).
- Felton Davis III recorded his first career touchdown reception on a 13-yard catch in the second quarter.
- Michigan State held Furman to 226 yards of total offense (87 rushing yards, 139 passing yards) . . . the Paladins were just 3-of-14 on third-down conversions . . . in the Mark Dantonio era, Michigan State has held its opponent below 100 yards rushing in 61 of 121 games played.

## PRONUNCIATION GUIDE

- #13 Robert Aiello: EYE-el-O
- #38 Byron Bullough: BULL-uh
- #30 Riley Bullough: BULL-uh
- #13 Vayante Copeland: VEE-on-tay
- #6 Kaleel Gaines: cuh-LEAL (rhymes with wheel)
- #4 Michael Geiger: guy-GURR
- #71 Chase Gianacakos: YAHN-uh-cock-OSE
- #83 Mufi Hill-Hunt: MOO-fee
- #79 Kodi Kieler: CODY key-LURR
- #11 Colar Kuhns: COLE-err
- #42 Zac Leimbach: LIME-bock
- #14 Brian Lewerke: luh-WUHR-key
- #28 Madre London: MAH-dray
- #72 Thiyo Lukusa: THEO luh-COO-suh
- #55 Miguel Machado: muh-CHA-doe
- #88 Monty Madaris: muh-DARE-iss
- #34 Brock Makaric: muh-CARE-ick
- #4 Malik McDowell: muh-LEEK
- #96 Mike Panasuik: pa-na-shuke (rhymes with luke)
- #33 Jon Reschke: resh-KEY
- #89 Gabe Sherrod: sure-rard
- #81 Matt Sokol: SO-kull
- #15 Brandon Sowards: SOW-irds (rhymes with wow)
- #51 Kyonta Stallworth: KEY-on-tay
- #17 Tyriq Thompson: ty-REEK
- #48 Kenny Willekes: WILL-uh-KISS
- #99 Raequan Williams: RAY-kwon
- #27 Khari Willis: car-Ë

## TOP SINGLE-GAME PERFORMANCES

### Riley Bullough Tackles

Total	Opponent (S-A)	Date
16	Air Force (5-11)	9/19/15
14	Oregon (5-9)	9/12/15
11	Alabama (6-5)	12/31/15

### Gerald Holmes Rushing

Yds.	Opponent (Carries)	Date
117	Nebraska (22)	11/7/15

### Madre London Rushing

Yds.	Opponent (Carries)	Date
103	Oregon (18)	9/12/15

### Jon Reschke Tackles

Total	Opponent (S-A)	Date
11	Oregon (2-9)	9/12/15

### LJ Scott Rushing

Yds.	Opponent (Carries)	Date
146	Purdue (18)	10/3/15
105	Furman (20)	9/2/16

### Delton Williams Rushing

Yds.	Opponent (Carries)	Date
103	Eastern Michigan (10)	9/20/14



# 2016 SPARTAN FOOTBALL GAME NOTES

## DEFENSIVE TDs SCORED IN DANTONIO ERA

Michigan State has scored 26 defensive touchdowns since Mark Dantonio took over as head coach prior to the 2007 season, including five each in 2007, 2011 and 2013.

### 2007 (5)

Travis Key 31-yard interception return vs. Pittsburgh, second quarter  
Ervin Baldwin 12-yard fumble return vs. Indiana, third quarter  
Otis Wiley 54-yard interception return vs. Ohio State, third quarter  
Sir Darean Adams 25-yard fumble return vs. Ohio State, third quarter  
Travis Key 20-yard fumble recovery vs. Purdue, fourth quarter

### 2008 (2)

Otis Wiley 31-yard interception return vs. California, second quarter  
Johnny Adams 40-yard interception return vs. Purdue, second quarter

### 2009 (2)

Danny Fortener 45-yard interception return vs. Illinois, third quarter  
Chris L. Rucker 11-yard fumble return vs. Purdue, first quarter

### 2010 – None

### 2011 (5)

Jeremy Langford 37-yard fumble return vs. Florida Atlantic, fourth quarter  
Isaiah Lewis 37-yard interception return vs. Central Michigan, second quarter  
Isaiah Lewis 39-yard interception return vs. Michigan, fourth quarter  
Johnny Adams 86-yard interception return vs. Indiana, third quarter  
Darqueze Dennard 38-yard interception return vs. Georgia, third quarter, 2012 Outback Bowl

### 2012 – None

### 2013 (5)

Kurtis Drummond 21-yard interception return vs. Western Michigan, first quarter  
Shilique Calhoun 16-yard fumble return vs. Western Michigan, fourth quarter  
Shilique Calhoun 4-yard fumble return vs. South Florida, second quarter  
Shilique Calhoun 56-yard interception return vs. South Florida, third quarter  
Denicos Allen 45-yard fumble return vs. Purdue, second quarter

### 2014 (3)

Darien Harris 15-yard interception return vs. Purdue, fourth quarter  
RJ Williamson 29-yard interception return vs. Michigan, third quarter  
RJ Williamson 22-yard interception return vs. Maryland, third quarter

### 2015 (4)

RJ Williamson 64-yard fumble return vs. Air Force, first quarter  
Riley Bullough 44-yard interception return vs. Maryland, second quarter  
Demetrious Cox 77-yard fumble return vs. Penn State, second quarter  
Malik McDowell 13-yard interception return vs. Penn State, fourth quarter

## PROGRAM NOTES

### IF YOU'RE JUST JOINING US –

• Michigan State returns a total of 48 letterwinners and 12 starters in 2016. A total of 28 players returning have starting experience (12 offense, 13 defense, three special teams). On defense, the Spartans return 22 letterwinners and six starters from a unit that finished No. 11 in the FBS in rushing defense, No. 25 in scoring defense and No. 26 in total defense. Offensively, the Spartans must replace eight starters, including three-year starting quarterback and Johnny Unitas Golden Arm Award winner Connor Cook, Big Ten Wide Receiver of the Year Aaron Burbridge and a pair of All-Americans on the offensive line (C Jack Allen, OT Jack Conklin).

• Michigan State closed out the 2015 season with a 12-2 record. The 12 wins were second most in school history (13 in 2013). Michigan State has posted at least 11 wins five times in the last six seasons (11 in 2010, 11 in 2011, 13 in 2013, 11 in 2014, 12 in 2015). MSU head coach Mark Dantonio is the first coach in Big Ten history to record five 11-win seasons in a six-year span; his five 11-win seasons rank second most in Big Ten history, along with Joe Paterno (five with Penn State as Big Ten member). Prior to Dantonio's arrival, MSU had not recorded an 11-win season in its history, and had just two 10-win seasons (1965 and 1999).

• MSU's 66 wins since 2010 are tied for fifth most among NCAA Football Bowl Subdivision teams and most in the Big Ten during that same period. The Spartans have posted six consecutive winning seasons, a first for the program since 1985-90. MSU has won 66 of its last 82 games (.805), dating back to the beginning of the 2010 season. During that span, MSU has claimed three Big Ten Championships (2010, 2013, 2015) and three Big Ten Division titles (2011, 2013, 2015). In addition, the Spartans recorded a school-record four consecutive bowl victories (2012 Outback against No. 18 Georgia, 2012 Buffalo Wild Wings against TCU, 2014 Rose Bowl Game against No. 5 Stanford, 2015 Cotton Bowl Classic against No. 4 Baylor), which also tied a Big Ten record.

• Dating back to the 2012 regular-season finale, the Spartans have won 39 of their last 44 games (.886).

• During conference play, Michigan State has won 25 of its last 27 games against Big Ten opponents, dating back to the 2012 regular-season finale, including 18 wins by double-figures

### Winningest NCAA FBS Teams Since 2010

Rank	Team	Total Wins
1.	Alabama	74
2.	Oregon	71
3.	Florida State	70
4.	Stanford	67
5.	<i>Michigan State</i>	<i>66</i>
	Boise State	66
7.	Northern Illinois	65
8.	Clemson	64
9.	Oklahoma	63
10.	LSU	62

### Winningest NCAA FBS Teams Since 2013

Rank	Team	Total Wins
1.	Ohio State	40
2.	Florida State	39
	Alabama	39
4.	<i>Michigan State</i>	<i>37</i>
	Clemson	37
6.	Oregon	35
7.	Marshall	34
	Baylor	34

• The Spartans finished ranked among the nation's Top 10 for the third year in a row in 2015 (No. 3 in both polls in 2013; No. 5 in both polls in 2014; No. 6 in both polls in 2015) – a program first since 1955-57 (No. 2 in 1955; No. 9 in 1956; No. 3 in 1957). The Spartans finished in the AP Top 10 a school-record four consecutive years from 1950-53 (No. 8 in 1950; No. 2 in 1951; No. 1 in 1952; No. 3 in 1953). It marked MSU's 15th Top 10 finish in the history of the AP Poll. It also marked MSU's sixth Top 10 finish in the history of the USA TODAY Coaches Poll (began administering the poll in 1991), including its fourth under head coach Mark Dantonio (No. 10 in 2011; No. 3 in 2013; No. 5 in 2014; No. 6 in 2015).





- Michigan State, which has posted a 37-5 record since 2013, is one of only four schools in the nation to play in a Bowl Championship Series Game (2014 Rose Bowl), a New Year's Six game (2015 Cotton Bowl) and the College Football Playoff (2015 CFP Semifinal at the Cotton Bowl) in the last three seasons (Alabama, Florida State, Ohio State). MSU's 37 wins since 2013 are tied for fourth most in the NCAA Football Bowl Subdivision. The 36 wins from 2013-15 was the winningest three-year stretch in the history of the program.

- Michigan State is in the midst of its winningest decade in school history with a 66-16 record since 2010 (.805). MSU's highest winning percentage by decade is currently the 1950s (.766, 70-21-1 record).

- Michigan State won its second Big Ten Championship in three years and ninth in school history with a 16-13 victory over No. 4 Iowa on Dec. 5, 2015. It marked Dantonio's third Big Ten Championship (2010, 2013, 2015), establishing a school record (previous: Duffy Daugherty and George Perles with two each). The Spartans also won Big Ten titles in 1953, 1965, 1966, 1978, 1987 and 1990.

- With a 43-11 record, the 2015 senior class finished their careers as the winningest in school history (previous record: 42 wins in 2013 and 2014). The 20-member 2015 senior class was a part of three bowl wins (2012 Buffalo Wild Wings, 2014 Rose, 2015 Cotton), two Big Ten division titles (2013, 2015) and two Big Ten Championships (2013, 2015).

- Michigan State had its school-record four-game bowl winning streak snapped with a loss to eventual National Champion and second-ranked Alabama in the College Football Playoff Semifinal at the Goodyear Cotton Bowl Classic. The four-game bowl winning streak also tied a Big Ten record.

- Michigan State extended its school record by playing in a bowl game for the ninth consecutive season in 2015 (2007 Champs Sports Bowl, 2009 Capital One Bowl, 2010 Alamo Bowl, 2011 Capital One Bowl, 2012 Outback Bowl, 2012 Buffalo Wild Wings Bowl, 2014 Rose Bowl, 2015 Cotton Bowl, 2015 College Football Playoff Semifinal at Cotton Bowl). The nine-year bowl streak is currently the second longest in the Big Ten and 12th longest in the NCAA FBS.

- Michigan State defeated nine bowl teams in 2015, including four wins over AP Top 25 teams (No. 7 Oregon on Sept. 12, No. 12 Michigan on Oct. 17, No. 2 Ohio State on Nov. 21, No. 4 Iowa on Dec. 5). It marked the first time in school history the Spartans beat three AP Top-10 teams (No. 7 Oregon, No. 2 Ohio State, No. 4 Iowa) in the same season. MSU also topped Western Michigan, Air Force, Central Michigan, Indiana and Penn State, schools that all played in the postseason. In the final AP rankings, MSU defeated four Top 25 teams (No. 4 Ohio State, No. 9 Iowa, No. 12 Michigan, No. 19 Oregon).

- Michigan State and Florida are the only schools in the country to win multiple National Championships in football and men's basketball. MSU has won six national titles in football (1951, 1952, 1955, 1957, 1965, 1966) and two in men's basketball (1979, 2000). Michigan State is also the only school in the nation to win multiple National Championships in football, men's basketball and hockey.

- Michigan State is one of only five schools to have had at least one player chosen every year since the inception of the common NFL Draft in 1967. MSU joins Florida, Michigan, Nebraska and USC as the only programs with at least one draft choice for 50 consecutive years.

## BY THE NUMBERS

**1**

Michigan State's ranking in the Big Ten in turnover margin the past three seasons. MSU has also ranked in the FBS Top 10 in that category the past three seasons.

**2**

MSU is one of two schools in the country, along with Florida, to win multiple National Championships in both football and men's basketball.

**3**

MSU is the only program to finish in the top six of the AP Poll the last three seasons (No. 3 in 2013, No. 5 in 2014, No. 6 in 2015).

**6**

Dantonio has led MSU to six AP Top-25 finishes, tied for second most of any Spartan coach in program history.

**9**

Michigan State has appeared in a school-record nine consecutive bowl games; it's also the 12th-longest active streak in the FBS and second longest in the Big Ten.

**37**

MSU has won 37 games since 2013, tied for fourth most in the NCAA FBS.

**39**

MSU has won 39 of its last 44 games, dating back to the 2012 regular-season finale.

**44**

Michigan State has been ranked in the AP Poll for a school-record 43 consecutive weeks, including 32 weeks in the Top 10 during that time.

**49**

MSU has won 49 Big Ten regular-season games since 2008 - the most by any conference team.

**60**

MSU has ranked among the nation's Top 25 in attendance each of the last 60 seasons.

**61**

In the Dantonio era, Michigan State has held its opponent below 100 yards rushing in 61 of 121 games (50 percent).

**66**

MSU has won 66 games since the beginning of the 2010 season, most in the Big Ten and tied for fifth most (with Boise State) in the FBS during that time period.

**88**

Mark Dantonio has won 88 games at MSU, second most in school history.



# 2016 SPARTAN FOOTBALL GAME NOTES

## SPARTANS IN THE 2016 POLLS

Week	ASSOCIATED PRESS   COACHES   CFB		
	AP	COACHES	CFB
Preseason	12	11	-
Sept. 6	12	8	-
Sept. 13	12	8	-

### KEY:

RV – Receiving Votes. NOTE: First College Football Playoff rankings will be released on Nov. 1.

### POLL SPEAK

• Michigan State is ranked No. 12 in the current Associated Press Poll and No. 8 in the USA TODAY Amway Coaches Poll.

• The Spartans closed last season with a 12-2 record and finished ranked in the AP Top 10 for the third year in a row (No. 3 in 2013, No. 5 in 2014, No. 6 in 2015), a first for the program since 1955-57. Michigan State is the only program in the NCAA FBS to finish in the top six of the last three AP Polls. MSU (No. 3 in 2013, No. 5 in 2014, No. 6 in 2015) and Alabama (No. 7 in 2013, No. 4 in 2014, No. 1 in 2015) are the only schools to finish in the Top 10 of the last three final AP Polls.

• Michigan State has been ranked in the AP Poll for school-record 44 consecutive weeks (dating back to Oct. 27, 2013), including 32 weeks in the Top 10 (previous school record: 34 weeks from Sept. 19, 2010 to Sept. 23, 2012).

• Dantonio has led Michigan State to Top 25 finishes in six of his nine seasons (2008: No. 24 in both polls; 2010: No. 14 in both polls; 2011: No. 10 USA TODAY/No. 11 AP; 2013: No. 3 in both polls; 2014: No. 5 in both polls; and 2015: No. 6 in both polls in 2015). Dantonio's six AP Top-25 finishes are tied for second most in school history (Biggie Munn, who coached from 1947-53, had six consecutive from 1948-53). Duffy Daugherty's teams posted seven Top-25 finishes during his 19-year tenure from 1954-72.

• Michigan State was ranked in The Associated Press Top 10 in 15 of the 16 polls released in 2015. It marked the most weeks MSU spent in the AP Top 10 in one season since 1966 (entire season). The Spartans also spent the entire 2015 season ranked in the Top 15.

• Michigan State is 53-13 (.803) as a ranked team in the AP Poll under Mark Dantonio.

• As a ranked team, Michigan State has lost to an unranked opponent only twice under Dantonio (36-2; at Notre Dame, 2011; at Nebraska, 2015).

• Since 2008, MSU has recorded 49 Big Ten regular-season victories, the most of any team in the conference (Note: Ohio State has won 55 games, but had to vacate seven victories following the 2010 season). The Spartans produced back-to-back 11-win seasons in 2010-11 for the first time in program history, claimed a share of the Big Ten Championship in 2010, won the inaugural Big Ten Legends Divisions title in 2011, won the 2013 Big Ten Championship and 2014 Rose Bowl Game, won the 2015 Cotton Bowl Classic and captured the 2015 East Division and Big Ten Championships.

### Most Big Ten Regular-Season Conference Wins Since 2008

Rank	Team	Total Wins
1.	Michigan State	49
2.	Ohio State *	48
3.	Wisconsin	44
4.	Penn State	39
5.	Iowa	38
6.	Northwestern	31
7.	Michigan	30
8.	Nebraska ^	25
9.	Minnesota	23
10.	Purdue	17
	Illinois	17
12.	Indiana	11
13.	Maryland #	5
14.	Rutgers #	4

\* Ohio State vacated seven conference wins from the 2010 season; ^ Nebraska joined the Big Ten in 2011; # Maryland and Rutgers joined the Big Ten in 2014.

### CAPTAINS NAMED FOR 2016 SEASON –

• Following the last practice of preseason camp on Aug. 25, MSU head coach Mark Dantonio announced the 2016 captains to the team -- fifth-year senior linebacker Riley Bullough, fifth-year senior safety Demetrious Cox, and fifth-year senior quarterback Tyler O'Connor. An additional fourth game captain will be selected each week during the 2016 season. All three are first-year captains. Bullough is the third member of his family, along with his father Shane Bullough (1986) and brother Max Bullough (2012-13), to be elected a team captain at Michigan State.

### JOSIAH PRICE NAMED FOURTH CAPTAIN FOR NOTRE DAME GAME –

• Fifth-year senior tight end Josiah Price has been named the fourth game captain against Notre Dame. Price will join 2016 team captains Riley Bullough, Demetrious Cox and Tyler O'Connor at midfield for the coin toss. Michigan State rotates its fourth captain for every game.

• A native of Greentown, Indiana, the three-year letterwinner has caught 67 passes for 782 yards and 17 touchdowns in 40 career games, including 15 starts. His 17 TD receptions are the most by a Spartan tight end in school history and rank seventh overall in the record book.

• Price was named to the Mackey Award Preseason Watch List for the second straight year in 2016. The award is annually given to the nation's most outstanding tight end.

• One of the most active Spartans in the community, Price was also nominated for the Allstate AFCA Good Works Team and the Wuerffel Trophy (community service combined with athletic and academic achievement) for the second year in a row.

• Price, who owns a 3.62 GPA in hospitality business, is Michigan State's 2016 nominee for the National Football Foundation Scholar-Athlete Class and the Lowe's Senior CLASS Award. He is a three-time Academic All-Big Ten selection.



## HEAD COACH MARK DANTONIO

### DANTONIO RANKS SECOND IN WINS AT MICHIGAN STATE –

• Michigan State head coach Mark Dantonio, who was a finalist for three national coach of the year awards (Bobby Dodd, George Munger, Eddie Robinson) in 2015, owns an 88-33 (.727) record in his 10th season as head coach of the Spartans. His .727 winning percentage currently ranks third best at MSU. He won his 71st game at MSU on Oct. 25, 2014, against Michigan to move into second place all-time in victories in school history (record: Duffy Daugherty, 109). Dantonio won his 100th career game as a head coach on Oct. 17, 2015, at Michigan Stadium as the Spartans rallied to defeat the Wolverines, 27-23, on a 38-yard fumble return as time expired; his career record stands at 106-50 (.679) in his 13th season. Dantonio's .722 winning percentage (52-20) in Big Ten games ranks first in MSU history (minimum 10 Big Ten games).

• Dantonio led the Spartans to the 2015 Big Ten Championship with a 16-13 victory over previously undefeated and fourth-ranked Iowa. It marked Dantonio's third Big Ten Championship (2010, 2013, 2015), establishing a school record (previous: Daugherty and Perles with two each).

• Dantonio is the first coach in Big Ten history to record five 11-win seasons in a six-year span (11 in 2010; 11 in 2011; 13 in 2013, 11 in 2014; 12 in 2015), and his five 11-win seasons are tied with Joe Paterno of Penn State for the second most in Big Ten history (Jim Tressel with six; Paterno with five at Penn State as Big Ten member). Prior to Dantonio's arrival, MSU had not recorded an 11-win season in its history, and had just two 10-win seasons (1965, 1999).

#### Most 11-Win Seasons - Big Ten Coaching History

Rank	Coach	Times
1.	Jim Tressel, Ohio State	6 (2002, 2003, 2006, 2007, 2009, 2010*)
2.	Mark Dantonio, Michigan State	5 (2010, 2011, 2013, 2014, 2015)
	Joe Paterno, Penn State	5 (1994, 1996, 2005, 2008, 2009^)

\* wins vacated; ^ as Big Ten member (15 overall)

• A two-time Big Ten Coach of the Year (2010, 2013), Dantonio has led Michigan State to Top 25 finishes in six of his nine seasons (2008: No. 24 in both polls; 2010: No. 14 in both polls; 2011: No. 10 USA TODAY/ No. 11 AP; 2013: No. 3 in both polls; 2014: No. 5 in both polls; and 2015: No. 6 in both polls). His six AP Top-25 finishes are tied for second most in school history ("Biggie" Munn, who coached from 1947-53, had six consecutive from 1948-53). Daugherty's teams posted seven Top-25 finishes during his 19-year tenure from 1954-72. MSU and Alabama (No. 7 in 2013, No. 4 in 2014, No. 1 in 2015) are the only schools to finish in the Top 10 of the last three final AP Polls.

• Michigan State extended its school record by playing in a bowl game for the ninth consecutive season in 2015 (2007 Champs Sports Bowl, 2009 Capital One Bowl, 2010 Alamo Bowl, 2011 Capital One Bowl, 2012 Outback Bowl, 2012 Buffalo Wild Wings Bowl, 2014 Rose Bowl, 2015 Cotton Bowl, 2015 College Football Playoff Semifinal at Cotton Bowl). The nine-year bowl streak is currently the second longest in the Big Ten and 12th longest in the NCAA FBS.

• Dantonio also extended his school record for most bowl appearances (nine) by a head coach with a trip to the College Football Playoff Semifinal at the Cotton Bowl Classic in 2015 (previous record: Perles with seven from 1983-94). Dantonio is 4-5 in bowl games at Michigan State, including a school-record four-game winning streak (2012 Outback, 2012 Buffalo Wild Wings, 2014 Rose, 2015 Cotton). Dantonio has led his teams to 11 bowl berths in 12 seasons as a head coach (nine at MSU, two at Cincinnati). Dantonio's nine-game bowl streak at Michigan State is tied for the fourth longest by an active head coach at the same school and is the longest in the Big Ten.

• From his first day on the job, Dantonio has pledged to support student-athletes as they pursue excellence, both in the classroom and on the playing field. In his first nine seasons, a total of 171 players have earned their undergraduate degrees. In addition, 114 Spartans have earned Academic All-Big Ten honors, including seven Academic All-America selections. Michigan State has placed three student-athletes in the National Football Foundation Scholar-Athlete Class in the past five years.

• Dantonio is one of just four Spartan head coaches to coach in at least 100 games at MSU and ranks third in Spartan history with 121 games coached at Michigan State (Duffy Daugherty: 183; George Perles: 139; Dantonio: 121; Charlie Bachman: 114).

• Dantonio is the third-longest tenured coach in the Big Ten (Kirk Ferentz, Iowa: 18th season; Pat Fitzgerald, Northwestern: 11th season) and 10th-longest in the FBS.

## SPARTAN SINGLE-GAME BESTS UNDER DANTONIO

Here's a look at the top single-game totals produced by Michigan State during head coach Mark Dantonio's tenure (2007-16; 121 games):

Rushing Yards: 368 vs. Indiana, 2007

Passing Yards: 398 vs. Indiana, 2015

Total Yards: 662 vs. Indiana, 2014

First Downs: 33 vs. Indiana, 2015

Fewest Rushing Yards Allowed: -48 yards by Michigan, 2013

Fewest Passing Yards Allowed: 11 by Indiana, 2014

Fewest Total Yards Allowed: 48 by Florida Atlantic, 2011

Fewest First Downs Allowed: 1 by Florida Atlantic, 2011

Sacks By: 9 vs. Ohio State, 2011

Turnovers Forced: 6 vs. Eastern Michigan, 2014

Points (Game): 73 vs. Eastern Michigan, 2014

Points (Half): 49 (1st) vs. Eastern Michigan, 2014 (school record)

Points (Quarter): 28 (1st) vs. Eastern Michigan, 2014

Victory Margin: 59 vs. Eastern Michigan, 2014

Fewest Points Allowed (Game): 0 by Purdue, 2013; by Florida Atlantic, 2011; by Florida Atlantic, 2008

## COACHING STAFF - GAMEDAY LOCATIONS

### On the field...

Head coach Mark Dantonio

Defensive line coach Ron Burton

Quarterbacks coach Brad Salem

Wide receivers coach Terrence Samuel

Offensive line coach Mark Staten

Co-defensive coordinator/linebackers Mike Tressel

### In the booth...

Asst. head coach/co-defensive coordinator Harlon Barnett

Co-offensive coordinator/tight ends coach Jim Bollman

Co-offensive coordinator/running backs coach Dave Warner

Linebackers/special teams coach Mark Snyder



# 2016 SPARTAN FOOTBALL GAME NOTES

## 2016 SPARTAN SPORTS NETWORK RADIO AFFILIATES

City.....	Call Letters
Adrian.....	WABJ (AM 1490)
Alma.....	WQBX (FM 104.9)
Alma.....	WFYC (AM 1280)
Alpena.....	WKJZ (FM 94.9)
Ann Arbor.....	WLBY (AM 1290)
Bad Axe.....	WLEW (AM 1340/FM 102.1)
Battle Creek.....	WBCK (FM 95.3)
Benton Harbor.....	WCSY (FM 103.7)
Detroit.....	WJR (AM 760)
Escanaba.....	WUPF (FM 107.3)
Flint.....	WWCK (AM 1570)
Gaylord.....	WMJZ (FM 101.5)
Grand Haven.....	WGHN (AM 1370/FM 92.1)
Grand Rapids.....	WBBL (FM 107.3)
Greenville.....	WGLM (AM 1380)
Hastings.....	WBCH (AM 1220/FM 100.1)
Holland.....	WPNW (AM 1260/FM 96.5)
Houghton Lake.....	WTWS (FM 92.1)
Iron Mountain.....	WMIQ (AM 1450)
Ishpeming.....	WUPG (FM 96.7)
Jackson.....	WIBM (AM 1450/FM 101.9)
Kalamazoo.....	WKZO (AM 590)
Lansing.....	WJIM (AM 1240)
.....	WMMQ (FM 94.9)
Ludington/Manistee.....	WLDN (FM 98.7)
Midland.....	WLUN (FM 100.9)
Newberry.....	WMJT (FM 96.7)
Ontonagon.....	WUPY (FM 101.1)
Petoskey.....	WJML (AM 1110/FM 94.9)
Port Huron.....	WPHM (AM 1380)
Saginaw.....	WILZ (FM 104.5)
Tawas City.....	WQLB (FM 103.3)
Traverse City.....	WCCW (AM 1310)
Traverse City.....	WCCW (FM 107.5)



[SpartanSportsNetwork.com](http://SpartanSportsNetwork.com)

Live broadcasts for all of Michigan State's games are available online at [SpartanSportsNetwork.com](http://SpartanSportsNetwork.com) and also on the Spartan Sports Network mobile app for the iPhone and Android devices.

## LONGEST TENURED FBS PLAY-BY-PLAY RADIO ANNOUNCERS

Rk.	Name (School)	Years
1.	Bob Robertson (Washington State)	50
2.	Bill Hillgrove (Pittsburgh)	47
3.	Don Fischer (Indiana)	44
4.	Larry Zimmer (Colorado)	43
	Tommy Suggs (South Carolina)	43
6.	Joe Starkey (California)	42
	Dave Nitz (Louisiana Tech)	42
9.	Bob Harris (Duke)	41
	Frank Hoffman, ULM	41
10.	George Blaha (Michigan State)	39



• Twenty-six Spartans have been chosen in the NFL Draft under Dantonio's watch, including three consecutive first-round selections. Dennard was a 2013 unanimous All-America selection and also won the Jim Thorpe Award, which is given annually to the nation's best defensive back. He was selected in the first round of the 2014 NFL Draft (No. 24 overall) by the Cincinnati Bengals to become the first Spartan under Dantonio to be chosen in the first round. Cornerback Trae Waynes was selected in the first round by the Minnesota Vikings at No. 11 overall in 2015. Michigan State became just the sixth school to have cornerbacks selected in the first round of the NFL Draft in consecutive years, joining Alabama (2012-13), LSU (2011-12), Miami-Florida (2005-06), Ohio State (1999-2001) and Notre Dame (1993-94). In 2016, offensive tackle Jack Conklin became the highest Spartan drafted under Dantonio as he was chosen No. 8 overall by the Tennessee Titans. The Spartans had six players drafted in 2012, the most in the Dantonio era, and five in 2016.

• Since 2007, Dantonio has helped develop nine different first-team All-Americans and 11 selections overall: RB Javon Ringer (2008); LB Greg Jones (2009-10); DT Jerel Worthy (2011); RB Le'Veon Bell (2012); CB Darqueze Dennard and P Mike Sadler (2013); S Kurtis Drummond (2014); C Jack Allen (2014-15) and OT Jack Conklin (2015). In addition, Dantonio has helped produce 36 first-team All-Big Ten selections.

• Under Dantonio, Spartan teams have produced some of the longest winning streaks in school history. MSU's 13-game Big Ten winning streak from 2012-14 was its second-longest conference run, while MSU's 12-game winning streak that began on Nov. 15, 2014, and ended on Nov. 7, 2015, was tied for the third longest in school history. Dantonio also had an 11-game winning streak during the 2013-14 seasons. In addition, Michigan State has produced a 52-12 record (.813) in home games since 2007, including four undefeated home seasons (2010, 2011, 2013, 2015). The Spartans are 21-1 at home since 2013.

• Michigan State is 26-10 (.722) in Big Ten road games under Dantonio, including a 20-4 record (.833) since 2010. Dantonio has won at least one road game at every Big Ten stadium.

# 2016 SPARTAN FOOTBALL GAME NOTES



Here's a look at Dantonio's milestone wins at Michigan State:

Game	Date	Result	Milestone
1	Sept. 1, 2007	MSU 55, UAB 17	First win at MSU
7	Oct. 13, 2007	MSU 52, Indiana 27	First Big Ten win
12	Nov. 17, 2007	MSU 35, Penn State 31	MSU secures first bowl bid since 2003
22	Oct. 25, 2008	MSU 35, Michigan 21	First win over Michigan; MSU's first win at Michigan Stadium since 1990
31	Oct. 3, 2009	MSU 26, No. 22 Michigan 20 (OT)	First win over AP ranked opponent
42	Sept. 18, 2010	MSU 34, Notre Dame 31 (OT)	"Little Giants" play defeats Irish in OT
51	Nov. 27, 2010	MSU 28, Penn State 22	MSU wins Big Ten title for first time since 1990
57	Oct. 1, 2011	MSU 10, Ohio State 7	First win over Ohio State
58	Oct. 15, 2011	MSU 28, No. 11 Michigan 14	Fourth straight win over Michigan
59	Oct. 22, 2011	MSU 37, No. 4 Wisconsin 31	"Rocket" defeats Badgers on last play
62	Nov. 12, 2011	MSU 37, Iowa 21	MSU's first win at Iowa since 1989
63	Nov. 19, 2011	MSU 55, Indiana 3	MSU wins inaugural B1G Legends Division
66	Jan. 2, 2012	MSU 33, No. 18 Georgia 33 (3OT)	First bowl victory
79	Dec. 29, 2012	MSU 17, TCU 16	Second consecutive bowl win
89	Nov. 16, 2013	MSU 41, Nebraska 28	MSU's first-ever win over Nebraska
92	Dec. 7, 2013	MSU 34, No. 2 Ohio State 24	Spartans win first outright B1G title since 1987
93	Jan. 1, 2014	MSU 24, No. 5 Stanford 20	MSU wins first Rose Bowl since 1988; Third straight bowl win
100	Oct. 18, 2014	MSU 56, Indiana 17	Dantonio wins 70th game at MSU
101	Oct. 25, 2014	MSU 35, Michigan 11	Sixth win in last seven games vs. UM
105	Nov. 29, 2014	MSU 34, Penn State 10	MSU wins 10 games for 4th time in 5 years
106	Jan. 1, 2015	MSU 42, Baylor 41	MSU rallies from 20 points down in the fourth quarter to win fourth straight bowl game
111	Oct. 3, 2015	MSU 24, Purdue 21	Dantonio wins 80th game at MSU
113	Oct. 17, 2015	MSU 27, No. 12 Michigan 23	MSU wins on 38-yard fumble recovery as time expires to defeat Michigan for seventh time in eight years; 100th career win
117	Nov. 21, 2015	MSU 17, No. 2 Ohio State 14	Snapped OSU's 23-game winning streak
118	Nov. 28, 2015	MSU 55, Penn State 16	MSU wins 11th game; clinches B1G East
119	Dec. 5, 2015	MSU 16, No. 4 Iowa 13	Dantonio wins school-record 3rd B1G title; MSU clinches berth in CFP

## DANTONIO'S WINNING PERCENTAGE AT MSU AMONG THE BEST IN THE NATION –

• Mark Dantonio is one of just six active coaches in the NCAA Football Bowl Subdivision to own at least a .700 winning percentage in at least 100 games at the same school (Les Miles, LSU; Gary Patterson, TCU; Nick Saban, Alabama; Bob Stoops, Oklahoma; Dabo Swinney, Clemson).

Coach (active, 100 games minimum, same school)	Winning Pct. (Overall Record, Years)
Nick Saban, Alabama	.850 (102-18, 10th year)
Bob Stoops, Oklahoma	.793 (180-47, 18th year)
Les Miles, LSU	.774 (113-33, 12th year)
Gary Patterson, TCU	.750 (144-48, 16th year)
Dabo Swinney, Clemson	.740 (77-27, ninth year)
<b>Mark Dantonio, Michigan State</b>	<b>.727 (88-33, 10th year)</b>

## DANTONIO'S 66 WINS SINCE 2010 RANK THIRD MOST IN FBS –

• Mark Dantonio ranks third among active NCAA FBS head coaches with 66 wins since 2010.

### Winningest NCAA FBS Head Coaches Since 2010

Rank	Coach, Team	Total Wins
1.	Nick Saban, Alabama	74
2.	Jimbo Fisher, Florida State	70
3.	<b>Mark Dantonio, MSU</b>	<b>66</b>
4.	Dabo Swinney, Clemson	64
5.	Bob Stoops, Oklahoma	63
6.	Les Miles, LSU	62

## ACTIVE CAREER LEADERS

### RUSHING YARDS

1.	LJ Scott (166 att.)	804
2.	Delton Williams (118 att.)	610
3.	Gerald Holmes (125 att.)	584
4.	Madre London (124 att.)	514
5.	R.J. Shelton (67 att.)	460

### RUSHING TOUCHDOWNS

1.	LJ Scott	12
2.	Gerald Holmes	8
3.	Delton Williams	7
4.	R.J. Shelton	4

### PASSING YARDS (C-A-I-TD)

1.	Tyler O'Connor (47-72-3-7)	564
----	----------------------------	-----

### RECEPTIONS

1.	Josiah Price	67
2.	R.J. Shelton	63

### RECEIVING YARDS

1.	Josiah Price	872
2.	R.J. Shelton	682

### TD RECEPTIONS

1.	Josiah Price	17
2.	R.J. Shelton	6

### SCORING LEADERS

1.	Michael Geiger	286
2.	Josiah Price	102
3.	LJ Scott	72
4.	R.J. Shelton	66

### ALL-PURPOSE YARDS

1.	R.J. Shelton	2,592
----	--------------	-------

### TACKLES

1.	Riley Bullough	146
2.	Montae Nicholson	120
3.	Demetrius Cox	118

### TACKLES FOR LOSS

1.	Malik McDowell	18.5
2.	Ed Davis	16.5
3.	Riley Bullough	12.5

### SACKS

1.	Ed Davis	11.0
2.	Riley Bullough	7.5
3.	Malik McDowell	6.0
	Demetrius Cooper	6.0

### INTERCEPTIONS

1.	Riley Bullough	4
2.	Demetrius Cox	3
	Montae Nicholson	3



# 2016 SPARTAN FOOTBALL GAME NOTES

## ALL-TIME WINNINGEST COACHES - MICHIGAN STATE HISTORY

### OVERALL

Rk.	Coach (Years).....Wins
1.	Duffy Daugherty (1954-72).....109
2.	Mark Dantonio (2007-).....88
3.	Charles Bachman (1933-46).....70
4.	George Perles (1983-94).....68
5.	Chester Brewer (1903-10, '17, '19).....58
Rk.	Coach (Years).....Win Pct.
1.	John Macklin (1911-15).....853 (29-5)
2.	Clarence "Biggie" Munn (1947-53).....846 (54-9-20)
3.	Mark Dantonio (2007-).....727 (88-33)
4.	Jim Crowley (1929-32).....712 (22-8-3)
5.	Chester Brewer (1903-10, '17, '19).....699 (58-23-7)

### BIG TEN GAMES

Rk.	Coach (Years).....Wins
1.	Duffy Daugherty (1954-72).....72
2.	George Perles (1983-94).....53
3.	Mark Dantonio (2007-).....52

Rk.	Coach (Years) [Min. 10 games].....Win Pct.
1.	Mark Dantonio (2007-).....722 (52-20)
2.	Denny Stolz (1973-75).....604 (14-9-1)
3.	Nick Saban (1995-99).....603 (23-15-1)

### BOWL APPEARANCES

Rk.	Coach (Years).....Bowls
1.	Mark Dantonio (2007-).....9
2.	George Perles (1983-94).....7

### BOWL WINS

Rk.	Coach (Years).....Bowl Wins
1.	Mark Dantonio (2007-).....4
2.	George Perles (1983-94).....3

### AP TOP-25 FINISHES

Rk.	Coach (Years).....Wins
1.	Duffy Daugherty (1954-72).....7
2.	Mark Dantonio (2007-).....6
	Clarence "Biggie" Munn (1947-53).....6

### WINS OVER AP TOP-25 TEAMS

Rk.	Coach (Years).....Wins
1.	Duffy Daugherty (1954-72).....25
2.	Mark Dantonio (2007-).....16
3.	George Perles (1983-94).....14

### WINS OVER AP TOP-10 TEAMS

Rk.	Coach (Years).....Wins
1.	Duffy Daugherty (1954-72).....17
2.	Mark Dantonio (2007-).....7
3.	Clarence "Biggie" Munn (1947-53).....5

### HOME GAMES

Rk.	Coach (Years).....Wins
1.	Duffy Daugherty (1954-72).....68
2.	Mark Dantonio (2007-).....52
3.	Charles Bachman (1933-46).....46

Rk.	Coach (Years).....Pct.
1.	Clarence "Biggie" Munn (1947-53).....892 (33-4)
2.	Jim Crowley (1929-32).....886 (19-2-1)
3.	Mark Dantonio (2007-).....813 (52-12)

## BIG TEN COACHING HISTORY

### MOST 11-WIN SEASONS

Coach (School).....Years
Jim Tressel, Ohio State (6).....2002-03, 2006-07, 2009-10*
Joe Paterno, Penn State (5).....1994, 1996, 2005, 2008-09*
Mark Dantonio, Michigan State (5).....2010-11, 2013-15

\* wins vacated in 2010; ^ as Big Ten member (15 overall)

## WALK-OFF WINS IN THE DANTONIO ERA -

• Michigan State has seven walk-off wins (scoring as time expired in regulation or in overtime) under Mark Dantonio, including two on the final play of regulation in 2015 (Michigan, Ohio State). In addition, MSU has scored a game-winning touchdown on the final play of the game five times under Dantonio (twice in regulation, three times in overtime).

### Walk-Off Wins Under Mark Dantonio (scoring on final play of regulation or winning in overtime)

Date	Result	Winning Play
Oct. 3, 2009	MSU 26, Michigan 20 (OT)	Larry Caper 23-yard TD
Sept. 18, 2010	MSU 34, Notre Dame 31 (OT)	Aaron Bates 29-yard TD pass to Charlie Gantt on fake FG
Oct. 22, 2011	MSU 37, Wisconsin 31	Kirk Cousins 44-yard "Rocket" TD pass to Keith Nichol
Jan. 1, 2012	MSU 33, Georgia 30 (3OT)	Anthony Rashad White blocks FG in triple OT
Oct. 27, 2012	MSU 16, Wisconsin 13 (OT)	Andrew Maxwell 12-yard TD pass to Bennie Fowler
Oct. 17, 2015	MSU 27, Michigan 23	Jalen-Watts Jackson 38-yard fumble recovery for TD
Nov. 21, 2015	MSU 17, Ohio State 14	Michael Geiger 41-yard field goal

• In addition, MSU has posted 16 fourth-quarter comebacks under Dantonio (2007: Penn State; 2008: Iowa, Wisconsin; 2009: Purdue; 2010: Notre Dame, Northwestern, Purdue; 2011: Georgia; 2012: Indiana, Wisconsin, TCU; 2013: Ohio State; 2014: Baylor; 2015: Michigan, Ohio State, Iowa).

## STAFF CONTINUITY SPARKS DANTONIO'S SUCCESS AT MSU -

• MSU head coach Mark Dantonio has repeatedly stressed the importance of continuity on his coaching staff as one of the main reasons for Michigan State's success during his tenure. Four of MSU's nine assistant coaches have been at MSU since Dantonio's arrival in 2007 (assistant head coach/co-defensive coordinator/secondary coach Harlon Barnett, offensive line coach Mark Staten, co-defensive coordinator/linebackers coach Mike Tressel, co-offensive coordinator/running backs coach Dave Warner). Those four also coached under Dantonio at Cincinnati. Dantonio, Barnett, Staten and Tressel have been on the same staff since 2004.

• In addition, quarterbacks coach/recruiting coordinator Brad Salem is in his seventh year on the staff, wide receivers coach Terrence Samuel is in his sixth year, and defensive line coach Ron Burton is in his fourth year. Co-offensive coordinator/tight ends coach Jim Bollman, who is also in his fourth season, has coached with Dantonio on three previous occasions: Youngstown State (1986-90), Michigan State (1995-97) and Ohio State (2001-03).

• Three of Dantonio's former assistants left Michigan State to become head coaches at FBS schools: Don Treadwell (Miami-Ohio, 2011-13), Dan Enos (Central Michigan, 2010-14) and Pat Narduzzi (Pittsburgh, second season).

## Number Of Coaches Who Have Been at Their School For 10 Years Or More

Rk.	No.	School
1.	6	Navy
	6	Air Force
3.	5	Michigan State (Dantonio, Barnett, Staten, Tressel, Warner)
4.	4	TCU

## PLAYING THEIR BEST UNDER THE SPOTLIGHT -

• The Spartans have consistently produced wins against highly ranked teams under Dantonio. MSU is 7-2 in its last nine games against teams ranked in The Associated Press Top 10, including a 6-2 record since 2013 (beat No. 2 Ohio State and No. 5 Stanford in 2013; lost to No. 3 Oregon and beat No. 4 Baylor in 2014; beat No. 7 Oregon, No. 2 Ohio State and No. 4 Iowa, and lost to No. 2 Alabama in 2015).

• Michigan State defeated nine bowl teams in 2015, including four wins over AP Top 25 teams (No. 7 Oregon on Sept. 12, No. 12 Michigan on Oct. 17, No. 2 Ohio State on Nov. 21, No. 4 Iowa on Dec. 5). It marked the first time in school history the Spartans beat three AP Top-10 teams (No. 7 Oregon, No. 2 Ohio State, No. 4 Iowa) in the same season. MSU also topped Western Michigan, Air Force, Central Michigan, Indiana and Penn State, who all played in the postseason. In the final AP rankings, MSU defeated four Top 25 teams (No. 4 Ohio State, No. 9 Iowa, No. 12 Michigan, No. 19 Oregon).

• The win over No. 2 Ohio State in Columbus on Nov. 21, 2015, snapped the defending National Champion Buckeyes' 23-game winning streak, and the last-second victory against No. 12 Michigan on Oct. 17, 2015, marked MSU's seventh win in the last eight years over the Wolverines

# 2016 SPARTAN FOOTBALL GAME NOTES



• Michigan State has won nine of its last 12 games played against ranked opponents, including five out of the last six.

• Under Mark Dantonio, the Spartans are 16-21 in 37 games played against teams ranked in The Associated Press Top 25; however, MSU is 9-4 against ranked teams since 2013. The 16 wins over AP Top 25 teams rank second among head coaches in MSU history (Duffy Daugherty with 25 from 1954-72).

• Here's a look at MSU's games against AP Top 10 teams since 2011 (7-2 record):

Date	Result (Associated Press Ranking)	Site
Dec. 31, 2015	No. 2 Alabama 38, No. 3 MSU 0 (CFB Semifinal)	Arlington
Dec. 5, 2015	No. 5 MSU 16, No. 4 Iowa 13 (Big Ten Champ.)	Indianapolis
Nov. 21, 2015	No. 9 MSU 17, No. 2 Ohio State 14	Columbus
Sept. 12, 2015	No. 5 MSU 31, No. 7 Oregon 28	East Lansing
Jan. 1, 2015	No. 7 MSU 42, No. 4 Baylor 41 (Cotton Bowl)	Arlington
Sept. 6, 2014	No. 3 Oregon 46, No. 7 MSU 27	Eugene
Jan. 1, 2014	No. 4 MSU 24, No. 5 Stanford 20 (Rose Bowl)	Pasadena
Dec. 7, 2013	No. 10 MSU 34, No. 2 Ohio State 24 (Big Ten Champ.)	Indianapolis
Oct. 22, 2011	No. 15 MSU 37, No. 4 Wisconsin 31	East Lansing

## CREATING TURNOVERS A MAIN INGREDIENT FOR SUCCESS –

• Michigan State has ranked in the NCAA Football Bowl Subdivision Top 10 and has led the Big Ten in turnover margin the last three seasons. MSU was No. 4 in the FBS in 2015 with a +1.00 turnover margin. The Spartans forced 28 turnovers (15 interceptions, 13 fumbles) and turned the ball over just 14 times all season (eight interceptions, six fumbles). In addition, MSU scored 108 points off of its opponents' turnovers, while the opposition only scored 20 points on Spartan miscues (+88).

• The Spartans ranked No. 2 in the NCAA Football Bowl Subdivision in turnover margin (+1.46 per game) in 2014. MSU was +19 in the turnover department and forced 34 turnovers (16 fumbles, 18 interceptions), which ranked No. 1 in the Big Ten and third most in the FBS. Conversely, the Spartans turned the ball over just 15 times (six fumbles, nine interceptions), fewest in the Big Ten.

• Michigan State ranked first in the Big Ten and tied for 10th in the FBS in turnover margin (+13, 0.93 per game) in 2013. The Spartans forced the most turnovers in the Big Ten (28) and also turned the ball over the least amount of times (15) in the conference.

• Michigan State has forced at least one turnover in 98 of 121 games under head coach Mark Dantonio (81 percent of the games since 2007).

• Michigan State is 55-11 (.833) when forcing at least two turnovers in a game under head coach Mark Dantonio. MSU forced at least two turnovers in nine games last season.

## WINNING THE CLOSE ONES –

• Michigan State was 6-1 in games decided by a touchdown or less in 2015 (wins: 16-13 vs. No. 4 Iowa, 17-14 vs. No. 2 Ohio State, 27-23 vs. No. 12 Michigan, 31-24 vs. Rutgers, 24-21 vs. Purdue, 31-28 vs. No. 7 Oregon; loss: 39-38 at Nebraska).

• Since the beginning of the 2010 season, Michigan State is 19-8 (.704) in games decided by a touchdown or less, including all four bowl victories. The losses have come against Wisconsin in the 2011 Big Ten Championship Game (42-39), Ohio State (17-16), Iowa (19-16 in 2OT), Michigan (12-10), Nebraska (28-24) and Northwestern (23-20) in 2012, Notre Dame (17-13) in 2013, and Nebraska (39-38) in 2015.

## RUNNING GAME KEY FOR SPARTANS UNDER DANTONIO –

• Under Mark Dantonio, Michigan State is 71-11 (.866) when outrushing its opponent, including a 55-4 record (.932) since 2010. MSU outrushed its opponent in nine of 14 games in 2015. Conversely, MSU is 17-22 under Dantonio when being outgained on the ground by its opponent. The Spartans are 31-3 (.912) in games when gaining 200 or more rushing yards under Dantonio.

## FUTURE SCHEDULES

### 2017

Sept. 9	BOWLING GREEN
Sept. 16	WESTERN MICHIGAN
Sept. 23	NOTRE DAME
Sept. 30	IOWA
Oct. 7	at Michigan
Oct. 14	at Minnesota
Oct. 21	INDIANA
Oct. 28	at Northwestern
Nov. 4	PENN STATE
Nov. 11	at Ohio State
Nov. 18	MARYLAND
Nov. 25	at Rutgers

### 2018 (BIG TEN ONLY)

Sept. 22	at Indiana
Oct. 6	NORTHWESTERN
Oct. 13	at Penn State
Oct. 20	MICHIGAN
Oct. 27	PURDUE
Nov. 3	at Maryland
Nov. 10	OHIO STATE
Nov. 17	at Nebraska
Nov. 24	RUTGERS

### 2019 (BIG TEN ONLY)

Sept. 21	at Northwestern
Sept. 28	INDIANA
Oct. 5	at Ohio State
Oct. 12	at Wisconsin
Oct. 26	PENN STATE
Nov. 9	ILLINOIS
Nov. 16	at Michigan
Nov. 23	at Rutgers
Nov. 30	MARYLAND

## FUTURE NON-CONFERENCE GAMES

Sept. 8, 2018	at Arizona State
Sept. 14, 2019	ARIZONA STATE
Sept. 12, 2020	at BYU
Sept. 26, 2020	MIAMI (FLA.)
Sept. 18, 2021	at Miami (Fla.)
Sept. 17, 2022	at Boise State
Sept. 16, 2023	BOISE STATE



# 2016 SPARTAN FOOTBALL GAME NOTES

## FBS BOWL STREAKS - TEAM

Rk.	Teams	Streak
1.	Virginia Tech	23
2.	Georgia	19
3.	Oklahoma	17
4.	LSU	16
5.	Boise State	14
	Wisconsin	14
7.	Alabama	12
8.	BYU	11
	Clemson	11
	Oregon	11
11.	Oklahoma State	10
12.	Michigan State	9

\* Florida State has appeared in 34 consecutive bowl games, but the NCAA does not recognize its appearance in the 2006 Emerald Bowl due to NCAA sanctions.

## FBS BOWL STREAKS - ACTIVE HEAD COACHES (SAME SCHOOL)

Rk.	Teams	Streak
1.	Bob Stoops (Oklahoma)	17
2.	Les Miles (LSU)	11
3.	Mike Gundy (Oklahoma State)	10
4.	Mark Dantonio (Michigan State)	9
	Nick Saban (Alabama)	9

## SPARTAN STREAKS

### Consecutive Games Started

Malik McDowell, NT	16
Demetrious Cox, DB	15

## QUICK LOOK AT THE 2016 SCHEDULE –

• Michigan State will face eight teams on its 2016 schedule that appeared in postseason bowl games last season, including two of its three non-conference opponents (Sept. 17 at Notre Dame; Oct. 8 vs. BYU). Spartan Big Ten opponents Wisconsin (Sept. 24), Indiana (Oct. 1), Northwestern (Oct. 15), Michigan (Oct. 29), Ohio State (Nov. 19) and Penn State (Nov. 26) also played in bowl games last season.

• Michigan State and Notre Dame will renew their rivalry on Sept. 17 in Notre Dame Stadium after not playing each other the past two seasons. The Fighting Irish return to Spartan Stadium on Sept. 23, 2017.

• The Spartans will take on BYU (Oct. 8 in Spartan Stadium) for the first time in school history. MSU will make the return trip with their first-ever appearance in the 63,470-seat LaVell Edwards Stadium in Provo, Utah, on Sept. 12, 2020. The Cougars went 9-4 last season as an independent and fell to Utah in the Las Vegas Bowl.

## SPARTANS MAINTAIN SUCCESS IN BIG TEN PLAY –

• Michigan State has won 25 of its last 27 games against Big Ten opponents, including 18 wins by double-figures.

• Michigan State's 13-game Big Ten winning streak from Nov. 24, 2012 to Oct. 25, 2014, was the second-longest Big Ten winning streak in school history (16 straight from Oct. 2, 1965 to Oct. 21, 1967). In addition, MSU had won 14 consecutive games against Big Ten opponents (2013 Big Ten Championship Game vs. No. 2 Ohio State).

• Mark Dantonio's .722 winning percentage (52-20) in Big Ten regular-season games ranks first in MSU history (minimum 10 Big Ten games).

• Michigan State is 39-9 (.813) in Big Ten regular-season games since 2010.

## SPARTANS TOUGH ON HOME TURF –

• Under Mark Dantonio, Michigan State has produced a 52-12 record (.813) in home games since 2007, including a 15-game winning streak (7-0 in 2010, 7-0 in 2011, won first game in 2012) and a 12-game winning streak (7-0 in 2013; won first five in 2014), which rank second and tied for third, respectively, in Spartan Stadium history. MSU currently has an eight-game winning streak in Spartan Stadium.

• MSU is 37-6 (.860) at home since 2010 and 21-1 (.955) since 2013.

• Mark Dantonio is 26-2 (.929) against non-conference opponents in Spartan Stadium (only losses: 2009 to Central Michigan; 2012 to No. 20 Notre Dame).

• Dantonio is 10-0 in home openers at MSU and the Spartans' 18-game winning streak in home openers is tied for the third longest in the nation.



# 2016 SPARTAN FOOTBALL GAME NOTES



## SPARTAN TRENDS UNDER DANTONIO –

Here's how Michigan State has fared during head coach Mark Dantonio's tenure (2007-15: 121 games):

	2016	Overall
Games played in Spartan Stadium:	1-0	52-12
Games played on the road/neutral site:	0-0	36-21
Games played in August:	0-0	3-1
Games played in September:	1-0	27-9
Games played in October:	0-0	28-10
Games played in November:	0-1	24-7
Games played in December:	0-1	3-3
Games played in January:	0-0	3-3
When leading at halftime:	1-0	64-8
When trailing at halftime:	0-0	19-22
When tied at halftime:	0-0	5-3
When scoring first:	1-0	64-9
When opponent scores first:	0-0	24-24
When leading after first quarter:	1-0	50-6
When trailing after first quarter:	0-0	17-20
When tied after first quarter:	0-0	21-7
When leading after three quarters:	1-0	70-9
When trailing after three quarters:	0-0	15-21
When tied after three quarters:	0-0	3-3
Overtime games:	0-0	4-3
When gaining more first downs than opponent:	1-0	65-14
When gaining fewer first downs than opponent:	0-0	19-17
When gaining same number of first downs as opponent:	0-0	4-2
When gaining 200+ yards rushing:	0-0	31-3
When opponent gains 200+ yards rushing:	0-0	5-9
When outrushing opponent:	1-0	71-11
When being outrushed by opponent:	0-0	17-22
When gaining 200+ yards passing:	0-0	54-22
When opponent gains 200+ yards passing:	0-0	40-20
When gaining more total yards than opponent:	1-0	73-12
When gaining fewer total yards than opponent:	0-0	15-21
When leading in time of possession:	1-0	68-11
When trailing in time of possession:	0-0	20-21
When splitting in time of possession:	0-0	0-1

## MOST GAMES HOLDING OPPONENTS UNDER 50 YARDS RUSHING (SINCE 2012)

Rk.	Team	Games
1.	Alabama	18
2.	Michigan State	16
3.	Stanford	13

Since the start of the 2012 season, Michigan State has held opponents to 50 rushing yards or less 16 times (five times in 2012, four in 2013, six in 2014, once in 2015), second most of any school in the FBS.

## MOST GAMES HOLDING OPPONENTS UNDER 100 YARDS RUSHING (SINCE 2011)

Rk.	Team	Games
1.	Alabama	51
2.	Michigan State	41
3.	Stanford	39
4.	Louisville	35
5.	Florida State	31

Since the beginning of 2011, Michigan State has held 41 opponents under 100 rushing yards (seven in 2011; eight in 2012; 10 in 2013; nine in 2014, six in 2015, one in 2016), which ranks second most in the FBS.

## FEWEST RUSHING TDS ALLOWED (SINCE 2011)

Rk.	Team	Games
1.	Alabama	33
2.	Florida State	57
3.	Louisville	59
4.	Michigan State	60

## MSU'S ALL-TIME OVERTIME RESULTS

Date	Opponent	Result
10/10/1998	Indiana (2OT)	W, 38-31
10/30/2004	@ Michigan (3OT)	L, 37-45
9/17/2005	@ Notre Dame	W, 44-41
10/1/2005	Michigan	L, 31-34
10/6/2007	Northwestern	L, 41-48
10/27/2007	@ Iowa (2OT)	L, 27-34
10/3/2009	Michigan	W, 26-20
9/18/2010	Notre Dame	W, 34-31
1/2/2012	vs. Georgia (3OT)	W, 33-30
10/13/2012	Iowa (2OT)	L, 16-19
10/27/2012	@ Wisconsin	W, 16-13

All-Time Overtime Record: 6-5 (.545)

Overtime Record Under Dantonio: 4-3 (.571)



# 2016 SPARTAN FOOTBALL GAME NOTES

## SEASON CAPTAINS

LB Riley Bullough, S Demetrious Cox, QB Tyler O'Connor

## GAME CAPTAINS

Game.....	Captain(s)
Furman .....	Monty Madaris
Notre Dame .....	Josiah Price
Wisconsin .....	-
Indiana .....	-
BYU .....	-
Northwestern .....	-
Maryland .....	-
Michigan .....	-
Illinois .....	-
Rutgers .....	-
Ohio State .....	-
Penn State .....	-

## HONORARY CAPTAINS

Game.....	Captain(s)
Furman .....	Damon Knox
Notre Dame .....	-
Wisconsin .....	-
Indiana .....	-
BYU .....	-
Northwestern .....	-
Maryland .....	-
Michigan .....	-
Illinois .....	-
Rutgers .....	-
Ohio State .....	-
Penn State .....	-

## SPARTANS BOAST 13 GRADUATES ON 2016 ROSTER –

• Michigan State has 13 graduates on its 2016 roster, which ranks tied for second most of any FBS team.

## GRADUATED AND STILL ELIGIBLE (10)

- Edward Barksdale (Summer 2016) - Kinesiology
- Brandon Clemons (December 2015) – Psychology
- Demetrious Cox (Spring 2016) - Interdisciplinary Studies in Social Science - Human Capital and Society
- Kevin Cronin (Summer 2016) – Economics
- Ed Davis (August 2016) – Sociology
- Jamal Lyles (Spring 2016) - Interdisciplinary Studies in Social Science - Human Capital and Society
- Matt Macksood (Summer 2016) – Hospitality Business
- Benny McGowan (Spring 2016) – Criminal Justice
- Tyler O'Connor (December 2015) – Supply Chain Management
- Nick Tompkins (Summer 2016) – Communication

## GRADUATE TRANSFERS (3)

- Prescott Line (SMU) – Applied Physiology and Sports Management (May 2016)
- Gabe Sherrod (Delaware State) – Mathematics (bachelor's, Summer 2016)
- Kevin Williams (Nebraska) – Management (bachelor's, August 2014); Construction Engineering and Management (master's, May 2016)

## FBS teams with most number of graduates on 2016 roster

Rk.	No.	School
1.	15	Virginia
2.	13	Michigan State
	13	Pittsburgh
4.	11	Illinois
		Georgia Southern
		Northwestern
		Temple

## BIG TEN/NCAA STAT LEADERS –

Here's a glance at how Michigan State ranks among the Big Ten and NCAA stat leaders in 2016:

Category	Stat Avg.	Big Ten	NCAA
Rushing Offense	171.0	12th	74th
Passing Offense	190.0	12th	93rd
Total Offense	361.0	13th	92nd
Scoring Offense	28.0	13th	79th
Rushing Defense	87.0	3rd	24th
Passing Defense	139.0	4th	23rd
Total Defense	226.0	2nd	9th
Scoring Defense	13.0	5th	19th
Passing Efficiency	204.78	1st	5th
Pass Efficiency Defense	82.83	3rd	15th
Turnover Margin	-1.00	12th	88th
Net Punting	43.00	3rd	16th
Punt Returns	5.75	8th	74th
Kickoff Returns	23.33	6th	43rd

# 2016 SPARTAN FOOTBALL GAME NOTES



## 2016 SPARTANS OF THE WEEK –

Opponent	Offense	Defense	Special Teams
Furman	Monty Madaris	Malik McDowell	Jake Hartbarger
Notre Dame			
Wisconsin			
Indiana			
BYU			
Northwestern			
Maryland			
Michigan			
Illinois			
Rutgers			
Ohio State			
Penn State			

## 2016 SPARTAN SCOUT TEAM PLAYERS OF THE WEEK –

Opponent	Offense	Defense	Special Teams
Furman	Matt Allen	Kenney Lyke	Malik Smith
Notre Dame			
Wisconsin			
Indiana			
BYU			
Northwestern			
Maryland			
Michigan			
Illinois			
Rutgers			
Ohio State			
Penn State			

## 2016 OPPONENTS UPDATE –

Date vs.

MSU	Opponent	Last Game Result	Next Game
Sept. 2	Furman (0-2)	The Citadel 19, Furman 14	vs. Chattanooga
Sept. 17	at Notre Dame (1-1)	vs. Nevada (W 39-10)	vs. Michigan State
Sept. 24	Wisconsin (2-0)	vs. Akron (W 54-10)	vs. Georgia State
Oct. 1	at Indiana (2-0)	vs. Ball State (30-20)	vs. Wake Forest (Sept. 24)
Oct. 8	BYU (1-1)	at Utah (L 20-19)	vs. UCLA
Oct. 15	Northwestern (0-2)	vs. Illinois State (L 9-7)	vs. Duke
Oct. 22	at Maryland (2-0)	at Florida International (W 41-14)	at Central Florida
Oct. 29	Michigan (2-0)	vs. UCF (W 51-14)	vs. Colorado
Nov. 5	at Illinois (1-1)	vs. North Carolina (L 48-23)	vs. Western Michigan
Nov. 12	Rutgers (1-1)	vs. Howard (W 52-14)	vs. New Mexico
Nov. 19	Ohio State (2-0)	vs. Tulsa (W 48-3)	at Oklahoma
Nov. 26	at Penn State (1-1)	at Pittsburgh (L 42-39)	vs. Temple

## THE MARK DANTONIO SHOW

The Spartan Radio Network will produce and distribute Mark Dantonio's weekly radio show call-in show Thursdays from 7-8 p.m. The Spartan Radio Network, featuring 39 affiliates throughout the state, will broadcast the show live from Reno's East, located at 1310 Abbot Road in East Lansing. Spartan play-by-play announcer George Blaha serves as host for this live show that features insight from Coach Dantonio, special guests and phone calls. The Mark Dantonio Show can be heard locally on flagship station WJIM Radio (AM 1240) and WMMQ (FM 94.9).



## SPARTAN FOOTBALL ALL-ACCESS

"Spartan Football All-Access" provides fans with a behind-the-scenes, inside look at the Michigan State football program. From the opening of preseason camp and each week throughout the regular season, the show will take viewers into team and position meeting rooms, video sessions, out to the practice field, into the classroom as well as into the post-game locker room.



"Spartan Football All-Access" debuts Mondays at 5:30 p.m. ET on FOX Sports Detroit and replays throughout the week. In addition, the weekly program is available on BTN2Go.



# 2016 SPARTAN FOOTBALL GAME NOTES

## MICHIGAN STATE DEPTH CHART (AS OF SEPT. 12)

### SPARTAN OFFENSE

X	18	FELTON DAVIS III (6-4, 192, So.)
	25	Darrell Stewart Jr. (6-1, 207, R-Fr.)
	87	Edward Barksdale III (6-2, 203, Sr.-5)
	21	Cam Chambers (6-2, 210, Fr.)
LT	59	DAVID BEEDLE (6-5, 314, So.)
	61	Cole Chewins (6-8, 273, R-Fr.)
	63	Noah Listermann (6-7, 313, R-Fr.)
LG	65	BRIAN ALLEN (6-2, 304, Jr.)
	70	Tyler Higby (6-4, 302, R-Fr.)
	77	Nick Padla (6-6, 308, So.)
	57	Collin Caffisch (6-4, 288, R-Fr.)
C	79	KODI KIELER (6-6, 319, Sr.-5)
	75	Benny McGowan (6-3, 333, Sr.-5)
	58	Devyn Salmon (6-1, 321, Jr.)
	67	Bryce Wilker (6-5, 281, R-Fr.)
RG	64	BRANDON CLEMONS (6-3, 302, Sr.-6) OR
	75	BENNY MCGOWAN (6-3, 333, Sr.-5)
	60	Casey Schreiner (6-4, 291, So.)
	71	Chase Gianacacos (6-6, 299, So.)
	68	Jeremy Schram (6-4, 315, So.)
RT	55	MIGUEL MACHADO (6-6, 315, Sr.-5)
	73	Dennis Finley (6-7, 271, Jr.)
	72	Thiyo Lukusa (6-5, 333, Fr.)
TE	82	JOSIAH PRICE (6-4, 248, Sr.-5) OR
	11	JAMAL LYLES (6-3, 257, Sr.-5)
	81	Matt Sokol (6-5, 250, So.)
Z	88	MONTY MADARIS (6-1, 207, Sr.-5)
	9	Donnie Corley (6-2, 186, Fr.)
	13	Justin Layne (6-2, 180, Fr.)
F	12	R.J. SHELTON (5-11, 202, Sr.)
	15	Brandon Sowards (6-0, 189, So.)
	86	Matt Macksood (5-11, 194, Sr.-5)
	8	Trishton Jackson (6-3, 190, Fr.)
QB	7	TYLER O'CONNOR (6-3, 228, Sr.-5)
	6	Damion Terry (6-3, 232, Jr.)
	14	Brian Lewerke (6-3, 202, R-Fr.)
	10	Messiah deWeaver (6-4, 215, Fr.)
	11	Colar Kuhns (6-2, 211, So.)
FB	22	DELTON WILLIAMS (6-1, 228, Sr.) OR
	45	PRESCOTT LINE (6-0, 253, Gr.-5)
	40	Collin Lucas (6-0, 235, So.)
TB	3	LJ SCOTT (6-1, 230, So.)
	28	Madre London (6-1, 206, So.) OR
	24	Gerald Holmes (6-0, 222, Jr.)
	32	Nick Tompkins (5-9, 178, Sr.-5)

### SPARTAN DEFENSE

DE	98	DEMETRIUS COOPER (6-5, 253, Jr.)
	89	Gabe Sherrod (6-3, 250, Gr.-5)
	12	Josh King (6-6, 267, Fr.)
	52	Dillon Alexander (6-3, 240, So.)
DT	92	KEVIN WILLIAMS (6-2, 281, Gr.-6)
	99	Raequan Williams (6-4, 295, R-Fr.)
	96	Mike Panasiuk (6-3, 309, Fr.)
	51	Kyonta Stallworth (6-3, 280, R-Fr.)
NT	4	MALIK MCDOWELL (6-6, 276, Jr.)
	99	Raequan Williams (6-4, 295, R-Fr.)
	41	Gerald Owens (6-2, 299, So.)
DE	85	EVAN JONES (6-5, 251, Sr.-5)
	91	Robert Bowers (6-4, 244, So.)
	94	Auston Robertson (6-4, 275, Fr.)
	97	Justice Alexander (6-5, 242, R-Fr.)
STAR	5	ANDREW DOWELL (6-1, 218, So.)
	33	Jon Reschke (6-2, 227, Jr.)
	26	Brandon Randle (6-2, 217, Fr.)
MIKE	30	RILEY BULLOUGH (6-2, 227, Sr.-5)
	38	Byron Bullough (6-1, 228, So.) OR
	49	Shane Jones (6-1, 221, Jr.)
	35	Joe Bachie (6-2, 232, Fr.)
SAM	23	CHRIS FREY (6-2, 227, Jr.)
	43	Ed Davis (6-2, 237, Sr.-6)
	17	Tyriq Thompson (6-1, 230, R-Fr.)
FC	2	DARIAN HICKS (5-11, 184, Sr.)
	15	Tyson Smith (5-11, 170, So.)
	36	Kaleel Gaines (6-0, 190, R-Fr.)
FS	7	DEMETRIUS COX (6-1, 197, Sr.-5)
	44	Grayson Miller (6-3, 208, So.)
	10	Matt Morrissey (6-2, 201, So.)
	20	Jalen Watts-Jackson (5-11, 186, So.)
BS	9	MONTAE NICHOLSON (6-2, 219, Jr.)
	27	Khari Willis (5-11, 211, So.)
	14	Kenney Lyke (6-2, 187, Fr.)
BC	13	VAYANTE COPELAND (5-11, 190, So.)
	19	Josh Butler (5-11, 180, R-Fr.) OR
	28	David Dowell (6-0, 195, R-Fr.)
	34	Drake Martinez (6-2, 208, Jr.)

### SPARTAN SPECIAL TEAMS

KO	99	KEVIN CRONIN (6-2, 220, Sr.-5)
	97	Brett Scanlon (5-11, 210, R-Jr.)
	4	Michael Geiger (5-9, 185, Sr.)
PK	4	MICHAEL GEIGER (5-9, 185, Sr.)
	99	Kevin Cronin (6-2, 220, Sr.-5)
	97	Brett Scanlon (5-11, 210, R-Jr.)
P	25	JAKE HARTBARGER (6-4, 206, So.)
	97	Brett Scanlon (5-11, 210, R-Jr.)
SN	57	COLLIN CAFLISCH (6-4, 288, R-Fr.)
	47	Ryan Armour (6-0, 214, Fr.)
HLD	86	MATT MACKSOOD (5-11, 194, Jr.)
	14	Brian Lewerke (6-3, 202, R-Fr.)
KR	12	R.J. SHELTON (5-11, 202, Sr.)
	25	DARRELL STEWART JR. (6-1, 207, R-Fr.)
	9	Montae Nicholson (6-2, 219, Jr.)
PR	12	R.J. SHELTON (5-11, 202, Sr.)
	15	Brandon Sowards (6-0, 189, So.)
	25	Darrell Stewart Jr. (6-1, 207, R-Fr.)



## STARTING LINEUPS/CAREER STARTS

### Career Starts by Position

				<b>FB</b> 45-Line (23)*		<b>TB</b> 24-Holmes (7) 28-London (6) 3-Scott (2)					
					<b>QB</b> 7-O'Connor (2)						
<b>Z/F</b> 12-Shelton (12) 88-Madaris (1)	<b>TE</b> 82-Price (15) 11-Lyles (6)	<b>RT</b> 55-Machado (1) 73-Finley (1)	<b>RG</b> 64-Clemons (2) 75-McGowan (8)	<b>C</b> 79-Kieler (20)	<b>LG</b> 65-B. Allen (14)	<b>LT</b> 59-Beedle (1)		<b>X</b> 18-Davis III (1)			
<b>FC</b> 2-D. Hicks (17) 15-T. Smith (2)		<b>DE</b> 85-E. Jones (1)	<b>DT</b> 92-K. Williams (5)*	<b>NT</b> 4-McDowell (16)	<b>DE</b> 98-Cooper (2)			<b>BC</b> 13-Copeland (2)			
		<b>SAM</b> 33-Reschke (14) 23-Frey (1)	<b>MIKE</b> 30-R. Bullough (15) 49-S. Jones (1)	<b>STAR</b> 5-A. Dowell (1)							
		<b>FS</b> 7-Cox (16) 44-Miller (4)		<b>SS</b> 9-Nicholson (14) 27-Willis (3)							

\* Includes starts at previous school.  
+ Double tight end set.  
\$ Three receiver set.

### 2016 OFFENSIVE GAME-BY-GAME STARTERS

Game	X	LT	LG	C	RG	RT	TE	Z	QB	FB	TB
Furman	Davis III	Beedle	B. Allen	Kieler	Clemons	Machado	Shelton*	Madaris	O'Connor	Line	Scott
at Notre Dame											
Wisconsin											
at Indiana											
BYU											
Northwestern											
at Maryland											
Michigan											
at Illinois											
Rutgers											
Ohio State											
at Penn State											

\* lined up in three receiver set

### 2016 DEFENSIVE GAME-BY-GAME STARTERS

Game	DE	DT	NT	DE	STAR	MIKE	SAM	FC	FS	SS	BC
Furman	E. Jones	K. Williams	McDowell	Cooper	A. Dowell	R. Bullough	Frey	Hicks	Cox	Nicholson	T. Smith
at Notre Dame											
Wisconsin											
at Indiana											
BYU											
Northwestern											
at Maryland											
Michigan											
at Illinois											
Rutgers											
Ohio State											
at Penn State											



# THE LAST TIME...

## OFFENSE

### 100-YARD RUSHING GAME

Spartans: LJ Scott, 105 yards vs. Furman, Sept. 2, 2016 (MSU 28-13)  
Opponent: Saquon Barkley, Penn State, 103 yards, Nov. 28, 2015 (MSU 55-16)

### 150-YARD RUSHING GAME

Spartans: Jeremy Langford, 162 yards vs. Baylor, Jan. 1, 2015 (MSU 42-41)  
Opponent: Markell Jones, Purdue, 157 yards, Oct. 3, 2015 (MSU 24-21)

### 200-YARD RUSHING GAME

Spartans: LeVeon Bell, 253 yards vs. Eastern Michigan, Sept. 22, 2012 (MSU 23-7)  
Opponent: Taylor Martinez, Nebraska, 205 yards, Nov. 3, 2012 (NEB 28-24)

### 150 RUSHING YARDS AT HALFTIME

Spartans: Javon Ringer, 160 yards vs. Indiana, Oct. 13, 2007 (MSU 52-27)  
Opponent: Taylor Martinez, 156 yards, Nov. 3, 2012 (NEB 28-24)

### 30 OR MORE CARRIES

Spartans: Jeremy Langford, 35 vs. Michigan, Oct. 25, 2014 (MSU 35-11)  
Opponent: Rex Burkhead, Nebraska, 35, Oct. 29, 2011 (NEB 24-3)

### 40 OR MORE CARRIES

Spartans: LeVeon Bell, 44 vs. Boise State, Aug. 31, 2012 (MSU 17-13)

### TWO PLAYERS WITH 100-YARD RUSHING GAMES

Spartans: Nick Hill (178 yards) and Jeremy Langford (109 yards), vs. Indiana, Oct. 18, 2014 (MSU 56-17)  
Opponent: Braxton Miller (142 yards) and Carlos Hyde (118), Ohio State, Dec. 7, 2013 (MSU 34-24)

### 300-YARD PASSING GAME

Spartans: Connor Cook, 335 yards (23-for-37) vs. Nebraska, Nov. 7, 2015 (NEB 39-38)  
Opponent: Tommy Armstrong, Nebraska, 320 yards (19-for-33), Nov. 7, 2015 (NEB 39-38)

### 400-YARD PASSING GAME

Spartans: Bill Burke, 400 yards vs. Michigan (21-for-36), Oct. 9, 1999 (MSU 34-31)  
\* School record  
Opponent: Bryce Petty, Baylor, 550 yards (36-for-51), Jan. 1, 2015 (MSU 42-41)

### 500-YARD PASSING GAME

Spartans: Not accomplished.  
Opponent: Bryce Petty, Baylor, 550 yards (36-for-51), Jan. 1, 2015 (MSU 42-41)

### TWO PLAYERS WITH 100-YARD RECEIVING GAMES

Spartans: B.J. Cunningham, 115 yards (5 catches) and Keshawn Martin, 115 yards (9 catches) vs. Wisconsin, Dec. 3, 2011 (WIS 42-39)  
Opponent: Corey Davis, 154 yards (10 catches) and Daniel Braverman, 109 yards (13 catches), Western Michigan, Sept. 4, 2015 (MSU 37-24)

### 150-YARD RECEIVING GAME

Spartans: Aaron Burbridge, 164 yards (10 catches) vs. Nebraska, Nov. 7, 2015 (NEB 39-38)  
Opponent: Corey Davis, 154 yards (10 catches), Western Michigan, Sept. 4, 2015 (MSU 37-24)

### 200-YARD RECEIVING GAME

Spartans: Mark Dell, 202 yards (9 catches) vs. California, Aug. 30, 2008 (CAL 38-31)  
Opponent: Tavares King, Georgia, 205 yards (6 catches), Jan. 2, 2012 (MSU 33-30)

### 10 STRAIGHT COMPLETIONS TO START GAME

Spartans: Brian Hoyer, 10 vs. UAB, Sept. 1, 2007 (MSU 55-18)  
Opponent: Jimmy Clausen, Notre Dame, 10, Sept. 19, 2009 (ND 33-30)

### 10 STRAIGHT COMPLETIONS

Spartans: Connor Cook, 11 vs. Illinois, Oct. 26, 2013 (MSU 42-3)

### 30 PASS COMPLETIONS

Spartans: Kirk Cousins, 34 vs. Notre Dame (53 attempts), Sept. 17, 2011 (ND 31-13)  
Opponent: Zach Terrell, 33, Western Michigan (51 attempts), Sept. 4, 2015 (MSU 37-24)

### SCORED FOUR RUSHING TDS

Spartans: Edwin Baker, four vs. Minnesota (runs of 30, 1, 1 and 1 yard), Nov. 6, 2010 (MSU 31-8)  
Opponent: Larry Johnson, Penn State, four (runs of 11, 78, 11, 38 yards), Nov. 23, 2002 (PSU 61-7)

### SCORED FOUR RUSHING TDS IN FIRST HALF

Spartans: \*Jehuu Caulcrick, four vs. UAB (runs of 5, 1, 42 and 5 yards), Sept. 1, 2007 (MSU 55-18)  
\* tied school record with Blake Ezor (1989 vs. Northwestern)

### SCORED FOUR TDS

Spartans: Jeremy Langford, four vs. Indiana (3 rush, 1 receiving), Oct. 12, 2013 (MSU 42-28)  
Opponent: Montee Ball, Wisconsin, four (3 rush, 1 receiving), Dec. 3, 2011 (WIS 42-39)

### SCORED FIVE TDS

Spartans: Javon Ringer, five vs. Eastern Michigan (5 rush), Sept. 6, 2008 (MSU 42-10)  
Opponent: Lee Evans, Wisconsin, five (catches of 9, 75, 18, 70, 18 yards), Nov. 15, 2003 (WIS 56-21)

### THREW FOUR TD PASSES

Spartans: Connor Cook, four vs. Nebraska, Nov. 7, 2015 (NEB 39-38)  
Opponent: Dayne Crist, Notre Dame, four, Sept. 18, 2010 (MSU 34-31 OT)

### THREW FIVE TD PASSES

Spartans: \*Drew Stanton, five vs. Illinois, Sept. 24, 2005 (MSU 61-14)  
\* School record  
Opponent: Adam Weber, Minnesota, five, Oct. 31, 2009 (MINN 42-34)

### THREE TD RECEPTIONS

Spartans: Aaron Burbridge, three vs. Air Force (28, 32, 21 yards from Connor Cook), Sept. 19, 2015 (MSU 35-21)  
Opponent: Leonte Carroo, Rutgers, three (catches of 5, 39, 28), Oct. 10, 2015 (MSU 31-24)

### 80-YARD OR LONGER TD RECEPTION

Spartans: Connor Cook to Bennie Fowler, 87 yards vs. Northwestern, Nov. 23, 2013 (MSU 30-6)  
Opponent: C.J. Beathard to Tavaun Smith, Iowa, 85 yards, Dec. 5, 2015 (MSU 16-13)

### 80-YARD OR LONGER TD RUN

Spartans: Delton Williams, 80 yards vs. Eastern Michigan, Sept. 20, 2014 (MSU 73-14)  
Opponent: Keith Carlos, Purdue, 80 yards, Nov. 20, 2010 (MSU 35-31)

### BACK-TO-BACK 200-YARD RUSHING GAMES

Spartans: \*Javon Ringer, 2008 (Florida Atlantic and Notre Dame)  
\* First time accomplished in school history

### 10 STRAIGHT 100-YARD RUSHING GAMES\*

Spartans: Jeremy Langford, 2014 (Sept. 27 Wyoming - Jan. 1 Baylor) \*  
\* School record

### 300 ALL-PURPOSE YARDS

Spartans: Javon Ringer, 308 yards vs. Florida Atlantic, Sept. 13, 2008 (MSU 17-0)  
Opponent: Chad Owens, Hawaii, 301 yards, Dec. 4, 2004 (UH 41-38)

### DID NOT SCORE A TOUCHDOWN

Spartans: vs. Alabama, Dec. 31, 2015 (ALA 38-0)  
Opponent: Rutgers, Nov. 22, 2014 (MSU 45-3)

### DID NOT SCORE AN OFFENSIVE TOUCHDOWN

Spartans: vs. Alabama, Dec. 31, 2015 (ALA 38-0)  
Opponent: Rutgers, Nov. 22, 2014 (MSU 45-3)

### SPECIAL TEAMS

#### KICKOFF RETURN FOR TOUCHDOWN

Spartans: R.J. Shelton, 90 yards vs. Penn State, Nov. 29, 2014 (MSU 34-10)  
Opponent: Darius Phillips, Western Michigan, 100 yards, Sept. 4, 2015 (MSU 37-24)

#### PUNT RETURN FOR TOUCHDOWN

Spartans: Keshawn Martin, 57 yards vs. Northwestern, Nov. 26, 2011 (MSU 31-17)  
Opponent: Cyrus Jones, Alabama, 57 yards, Dec. 31, 2015 (ALA 38-0)

### 2015 (ALA 38-0)

#### BLOCKED PUNT RETURN FOR TOUCHDOWN

Spartans: Bennie Fowler, 0 yards (recovered in end zone; blocked by Kyle Elsworth, 36-yard return) vs. Wisconsin, Oct. 22, 2011 (MSU 37-31)  
Opponent: Matt Hahn, Penn State, 0 yards (blocked by Donnie Johnson), Nov. 19, 2005 (PSU 31-22)

#### BLOCKED PUNT

Spartans: Matt Macksood vs. Notre Dame, Sept. 21, 2013 (UND 17-13)  
Opponent: Ohio State blocked Mike Sadler's punt, Dec. 7, 2013 (MSU 34-24)

#### BLOCKED FIELD GOAL

Spartans: Shilique Calhoun vs. Central Michigan, blocked Brian Eavey's 43-yard attempt, Sept. 26, 2015 (MSU 30-10)  
Opponent: Djwany Mera, Rutgers, blocked Michael Geiger's 35-yard attempt, Oct. 10, 2015 (MSU 31-24)

#### BLOCKED TWO FIELD GOALS

Spartans: Percy Snow vs. Minnesota, Nov. 11, 1989 (MSU 21-7)

#### DEFENSIVE EXTRA POINT SCORED

Spartans: Ashton Watson, returns blocked PAT, vs. Indiana, Oct. 29, 2005 (MSU 46-15)

#### INTERCEPTION RETURN FOR TOUCHDOWN

Spartans: Riley Bullough, 44 yards vs. Maryland, Nov. 14, 2015 (MSU 24-7)  
Opponent: Kevin Anderson, Stanford, 40 yards, Jan. 1, 2014 (MSU 24-20)

#### FUMBLE RETURN FOR TOUCHDOWN

Spartans: Demetrius Cox, 77 yards vs. Penn State, Nov. 28, 2015 (MSU 55-16)  
Opponent: Thaddeus Gibson, Ohio State, 69 yards, Oct. 18, 2008 (OSU 45-7)

#### 70-YARD PUNT

Spartans: Mike Sadler, 70 yards vs. Ohio State, Sept. 29, 2012 (OSU 17-16)  
Opponent: Blake O'Neill, Michigan, 80 yards, Oct. 17, 2015

#### 50-YARD FIELD GOAL

Spartans: Dan Conroy, 50 yards vs. Ohio State, Sept. 29, 2012 (OSU 17-16)

#### KICKED FOUR FIELD GOALS

Spartans: Michael Geiger, four vs. Iowa (27, 35, 49, 40 yards), Oct. 5, 2013 (MSU 26-14)  
Opponent: Mike Nugent, Ohio State, four (44, 24, 42, 18 yards), Nov. 8, 2003 (OSU 33-23)

#### MISSED EXTRA POINT

Spartans: Michael Geiger vs. Penn State, Nov. 28, 2015 (MSU 55-16)  
Opponent: Griffin Oakes, Indiana, Oct. 24, 2015 (MSU 52-26)

#### SUCCESSFUL ONSIDE KICK

Spartans: Kevin Cronin vs. Baylor, Jan. 1, 2015 (MSU 42-41)  
Opponent: Mitch Ewald, Indiana, Oct. 6, 2012 (MSU 31-27)

### DEFENSE

#### HELD TO 25 OR FEWER YARDS RUSHING

Spartans: 48 yards vs. Alabama (28 attempts), Jan. 1, 2011 (ALA 49-7)  
Opponent: 18 yards by Western Michigan (23 carries), Sept. 4, 2015 (MSU 37-24)

#### HELD TO 50 OR FEWER YARDS RUSHING

Spartans: 29 yards vs. Alabama (26 attempts), Dec. 31, 2015 (ALA 38-0)  
Opponent: 18 yards by Western Michigan (23 carries), Sept. 4, 2015 (MSU 37-24)

#### HELD TO 10 OR FEWER FIRST DOWNS

Spartans: 9 vs. Ohio State, Oct. 20, 2007 (OSU 24-17)  
Opponent: 5 by Ohio State, Nov. 21, 2015 (MSU 17-14)

#### HELD TO 100 OR FEWER YARDS PASSING

Spartans: 94 yards vs. South Florida (12-24), Sept. 7, 2013 (MSU 21-6)  
Opponent: 46 yards by Ohio State (9-16), Nov. 21, 2015

### (MSU 17-14)

#### HELD TO 100 OR FEWER YARDS PASSING BACK-TO-BACK GAMES

Opponent: 85 yards by Pittsburgh (20-9-2), Sept. 15, 2007 (MSU 17-13); 86 yards by Notre Dame (20-11-0), Sept. 22, 2007 (MSU 31-14)

#### SHUTOUT RECORDED

Spartans: vs. Purdue (14-0), Oct. 19, 2013  
Opponent: by Alabama (38-0), Dec. 31, 2015

#### SHUTOUT RECORDED IN SPARTAN STADIUM

Spartans: vs. Purdue (14-0), Oct. 19, 2013  
Opponent: by Michigan (31-0), Oct. 12, 1985

#### SAFETY RECORDED

Spartans: William Gholston, vs. Northwestern, Nov. 17, 2012 (NU 23-20)  
Opponent: Team safety, Indiana, Sept. 27, 2008 (MSU 42-29)

#### PLAYER HAD THREE SACKS

Spartans: Riley Bullough, three vs. Western Michigan, Sept. 4, 2015 (MSU 37-24)  
Opponent: Brandon Graham, Michigan, three, Oct. 25, 2008 (MSU 35-21)

#### SCORED TWO DEFENSIVE TOUCHDOWNS

Spartans: Two vs. Penn State (Demetrius Cox 77-yard fumble return; Malik McDowell 13-yard interception return), Nov. 28, 2015 (MSU 55-16)  
Opponent: Two by Ohio State (Thaddeus Gibson fumble return; Jermale Hines fumble return), Oct. 18, 2008 (OSU 45-7)

#### SCORED TWO DEFENSIVE TOUCHDOWNS - SAME PLAYER

Spartans: Two vs. South Florida (Shilique Calhoun 4-yard fumble return; Calhoun 56-yard interception return), Sept. 7, 2013 (MSU 21-6) \* school record

#### FOUR INTERCEPTIONS

Spartans: Four vs. Central Michigan (Robinson, Lewis, Bullough, Drummond), Sept. 24, 2011 (MSU 45-7)  
Opponent: Four by Boston College, Dec. 28, 2007 (BC 24-21)

### TEAM/MISCELLANEOUS

#### BIGGEST COMEBACK

Spartans: \*35 points (down 38-3) vs. Northwestern on Oct. 21, 2006, with 38 straight points to win, 41-38.  
\* NCAA FBS Record

#### BIGGEST COMEBACK IN DANTONIO ERA

Spartans: 20 points (down 41-21 in third quarter vs. Baylor in 2015 Cotton Bowl Classic; MSU rallied to win 42-41).

#### SCORED 40 POINTS IN FIRST HALF

Spartans: 42 points (led 42-7 at half), beat Wyoming 56-14 on Sept. 27, 2014

#### SCORED 45 POINTS IN FIRST HALF

Spartans: \*49 points (led 49-0 at half), beat Eastern Michigan 73-14 on Sept. 20, 2014  
\* Post-WWII Record.

#### 600 YARDS TOTAL OFFENSE

Spartans: 662 vs. Indiana, Oct. 18, 2014 (MSU 56-17)  
Opponent: 611 yards by Northwestern, Sept. 29, 2007 (NU 48-41, OT)

#### 500 YARDS TOTAL OFFENSE

Spartans: 540 vs. Indiana, Oct. 24, 2015 (MSU 52-26)  
Opponent: 583, Baylor, Jan. 1, 2015 (MSU 42-41)

#### 300 YARDS RUSHING

Spartans: 330 vs. Indiana, Oct. 18, 2014 (MSU 56-17)  
Opponent: 313, Nebraska, Nov. 3, 2012 (NEB 28-24)

#### 300 YARDS RUSHING - BACK-TO-BACK GAMES

Spartans: 336 vs. Eastern Michigan, Sept. 20, 2014 (MSU 73-14); 348 vs. Wyoming, Sept. 27, 2014 (MSU 56-14)

#### 400 YARDS TOTAL OFFENSE IN FIRST HALF

Spartans: 438 vs. UAB, Sept. 1, 2007 (MSU 55-18)

#### 300 YARDS TOTAL OFFENSE IN FIRST HALF

Spartans: 334, vs. Rutgers, Nov. 22, 2014 (MSU 45-3)

#### WON GAME ON FINAL PLAY - REGULATION

Spartans: Michael Geiger, 41-yard field goal as time expired vs. Ohio State, Nov. 21, 2015 (MSU 17-14)  
Opponent: Marvin McNutt, Iowa, caught 7-yard pass from Ricky Stanzani on fourth-and-goal as time expired, Oct. 24, 2009 (IOWA 15-13)

**2016 MICHIGAN STATE FOOTBALL | NUMERICAL ROSTER**

<b>No.</b>	<b>Name</b>	<b>Pos.</b>	<b>Ht.</b>	<b>Wt.</b>	<b>Elig.</b>	<b>Cl.</b>	<b>Exp.</b>	<b>Hometown (Previous School)</b>
2	Darian Hicks	CB	5-11	184	Sr.	Sr.	3L	Solon, Ohio (Solon)
3	LJ Scott	RB	6-1	230	So.	So.	1L	Hubbard, Ohio (Hubbard)
4	Malik McDowell	DL	6-6	276	Jr.	Jr.	2L	Detroit, Mich. (Southfield)
4	Michael Geiger	K	5-9	185	Sr.	Sr.	3L	Toledo, Ohio (Ottawa Hills)
5	Andrew Dowell	LB	6-1	218	So.	So.	1L	North Ridgeville, Ohio (St. Edward)
6	Damion Terry	QB	6-4	232	Jr.	Sr.	2L	Erie, Pa. (Cathedral Prep)
7	Demetrious Cox	DB	6-1	197	Sr.	Sr.-5	3L	Jeannette, Pa. (Jeannette)
7	Tyler O'Connor	QB	6-3	228	Sr.	Sr.-5	3L	Lima, Ohio (Lima Central Catholic)
8	Trishton Jackson	WR	6-3	190	Fr.	Fr.	HS	West Bloomfield, Mich. (West Bloomfield)
9	Montae Nicholson	S	6-2	219	Jr.	Jr.	2L	Monroeville, Pa. (Gateway)
9	Donnie Corley	WR	6-2	186	Fr.	Fr.	HS	Detroit, Mich. (Martin Luther King)
10	Matt Morrissey	S	6-2	201	So.	Jr.	1L	Lincolnshire, Ill. (Adlai E. Stevenson)
10	Messiah deWeaver	QB	6-4	215	Fr.	Fr.	HS	Huber Heights, Ohio (Wayne)
11	Jamal Lyles	TE	6-3	257	Sr.	Sr.-5	3L	Southfield, Mich. (Southfield-Lathrup)
11	Demetric Vance	S	6-2	200	Fr.	Fr.	HS	Detroit, Mich. (Cass Tech)
11	Colar Kuhns	QB	6-2	211	So.	Jr.	SQ	Gaithersburg, Md. (Damascus)
12	R.J. Shelton	WR	5-11	202	Sr.	Sr.	3L	Beaver Dam, Wis. (Beaver Dam)
12	Josh King	DE	6-6	267	Fr.	Fr.	HS	Darien, Ill. (Hinsdale South)
13	Vayante Copeland	CB	5-11	190	So.	Jr.	1L	Dayton, Ohio (Thurgood Marshall)
13	Justin Layne	WR	6-2	180	Fr.	Fr.	HS	Cleveland, Ohio (Benedictine)
13	Robert Aiello	WR	6-2	190	Jr.	Sr.	SQ	Lake Orion, Mich. (Lake Orion)
14	Brian Lewerke	QB	6-3	202	Fr.	So.	RS	Phoenix, Ariz. (Pinnacle)
14	Kenney Lyke	S	6-2	187	Fr.	Fr.	HS	Hoffman Estates, Ill. (William Fremd)
15	Tyson Smith	CB	5-11	170	So.	So.	1L	Southfield, Mich. (Orchard Lake St. Mary's)
15	Brandon Sowards	WR	6-0	189	So.	Jr.	1L	Wyandotte, Mich. (Roosevelt)
16	Austin Andrews	CB	5-11	183	Fr.	Fr.	HS	Columbus, Ohio (St. Francis DeSales)
17	Tyriq Thompson	LB	6-1	230	Fr.	So.	RS	Detroit, Mich. (Martin Luther King)
18	Felton Davis III	WR	6-4	192	So.	So.	1L	Richmond, Va. (Highland Springs)
19	Josh Butler	CB	5-11	180	Fr.	So.	RS	Mesquite, Texas (West Mesquite)
20	Jalen Watts-Jackson	S	5-11	186	So.	Jr.	1L	Detroit, Mich. (Orchard Lake St. Mary's)
20	Davis Lewandowski	WR	6-0	200	Fr.	So.	RS	Okemos, Mich. (Okemos)
21	Cam Chambers	WR	6-2	210	Fr.	Fr.	HS	Sicklerville, N.J. (Timber Creek Regional)
22	Delton Williams	RB	6-1	228	Sr.	Sr.	3L	Erie, Pa. (Cathedral Prep)
22	Paul Andrie	WR	6-2	196	Sr.	Sr.-5	SQ	Valparaiso, Ind. (Valparaiso)
23	Chris Frey	LB	6-2	227	Jr.	Jr.	2L	Upper Arlington, Ohio (Upper Arlington)
24	Gerald Holmes	RB	6-0	222	Jr.	Sr.	1L	Flint, Mich. (Carman-Ainsworth)
25	Jake Hartbarger	P	6-4	206	So.	Jr.	1L	Waterville, Ohio (Anthony Wayne)
25	Darrell Stewart Jr.	WR	6-1	207	Fr.	So.	RS	Houston, Texas (Nimitz)
26	Brandon Randle	LB	6-2	217	Fr.	Fr.	HS	Battle Creek, Mich. (Battle Creek Central)
26	Austin Wolfe	WR	6-0	174	Jr.	Sr.	SQ	Springfield, Va. (Lake Braddock Secondary)
27	Khari Willis	S	5-11	211	So.	So.	1L	Jackson, Mich. (Lumen Christi)
28	Madre London	RB	6-1	206	So.	Jr.	1L	Little Rock, Ark. (St. Thomas Aquinas)
28	David Dowell	S	6-1	185	Fr.	So.	RS	North Ridgeville, Ohio (St. Edward)
29	Malik Smith	RB	5-9	215	Fr.	Fr.	HS	Boyne City, Mich. (Boyne City)
30	Riley Bullough	LB	6-2	227	Sr.	Sr.-5	3L	Traverse City, Mich. (St. Francis)
31	T.J. Harrell	LB	6-0	203	So.	Jr.	1L	Tampa, Fla. (Tampa Catholic)
32	Nick Tompkins	RB	5-9	178	Sr.	Sr.-5	SQ	Snellville, Ga. (Brookwood)
33	Jon Reschke	LB	6-2	227	Jr.	Sr.	2L	Sterling Heights, Mich. (Brother Rice)
33	Frank Epitropoulos	WR	6-2	206	Sr.	Sr.-5	SQ	Upper Arlington, Ohio (Ohio State)
34	Drake Martinez	CB	6-2	208	Jr.	Jr.	SQ	Laguna Beach, Calif. (Saddleback College)
35	Joe Bachie	LB	6-2	232	Fr.	Fr.	HS	Brook Park, Ohio (Berea-Midpark)
35	Nick Krumm	S	5-10	196	Fr.	So.	RS	Commerce Township, Mich. (Walled Lake Central)
36	Kaleel Gaines	CB	6-0	190	Fr.	So.	RS	Frostproof, Fla. (Frostproof)
37	Corey Pryor	DB	5-10	193	Fr.	Fr.	HS	Jackson, Mich. (Jackson)
37	Dante Razanno	LB	6-2	220	Fr.	Fr.	HS	Niles, Mich. (Edwardsburg)
38	Byron Bullough	LB	6-1	228	So.	Jr.	1L	Traverse City, Mich. (St. Francis)
40	Collin Lucas	FB	6-0	235	So.	Jr.	SQ	Avon Lake, Ohio (Avon Lake)
41	Gerald Owens	DL	6-2	299	So.	Jr.	SQ	Thorofare, N.J. (West Deptford)

No.	Name	Pos.	Ht.	Wt.	Elig.	Cl.	Exp.	Hometown (Previous School)
41	Reid Burton	FB	6-0	223	Fr.	Fr.	HS	East Lansing, Mich. (East Lansing)
42	Hussien Kadry	TE	6-3	229	Jr.	Sr.	RS	Dearborn, Mich. (Fordson)
42	Zac Leimbach	S	5-11	195	Sr.	Sr.-5	1L	Walled Lake, Mich. (Walled Lake Central)
43	Ed Davis	LB	6-2	237	Sr.	Sr.-6	3L	Detroit, Mich. (Southeastern)
44	Grayson Miller	S	6-3	208	So.	So.	1L	Georgetown, Ky. (Scott)
45	Prescott Line	FB	6-0	253	Sr.	Gr.-5	TR	Oxford, Mich. (SMU)
47	Ryan Armour	SN	6-0	214	Fr.	So.	HS	Traverse City, Mich. (St. Francis)
48	Kenny Willekes	LB	6-3	235	Fr.	So.	RS	Rockford, Mich. (NorthPointe Christian)
49	Shane Jones	LB	6-1	221	Jr.	Sr.	2L	Cincinnati, Ohio (Archbishop Moeller)
50	Sean Harrington	LB	6-3	220	Jr.	Sr.	2L	Commerce Township, Mich. (Orchard Lake St. Mary's)
51	Kyonta Stallworth	DL	6-3	280	Fr.	So.	RS	Detroit, Mich. (Martin Luther King)
52	Dillon Alexander	DE	6-3	240	So.	Jr.	SQ	Forsyth, Ga. (Lambert)
53	Peter Fisk	LB	6-1	215	Fr.	Fr.	HS	Grand Rapids, Mich. (Deerfield (Mass.) Academy)
55	Miguel Machado	OL	6-6	315	Sr.	Sr.-5	1L	Miami, Fla. (Pasadena City College)
57	Collin Caflisch	OG	6-4	288	Fr.	So.	RS	Canton, Mich. (Canton)
58	Devyn Salmon	C	6-1	321	Jr.	Sr.	SQ	Plant City, Fla. (Plant City)
59	David Beedle	OT	6-5	314	So.	Jr.	1L	Clarkston, Mich. (Clarkston)
60	Casey Schreiner	OG	6-4	291	So.	Jr.	SQ	Bethel Park, Pa. (Bethel Park)
61	Cole Chewins	OT	6-8	273	Fr.	So.	RS	Clarkston, Mich. (Clarkston)
62	Luke Campbell	OL	6-5	280	Fr.	Fr.	HS	Lewis Center, Ohio (Olentangy)
63	Noah Listermann	OT	6-7	313	Fr.	So.	RS	Cincinnati, Ohio (Winton Woods)
64	Brandon Clemons	OG	6-3	302	Sr.	Gr.-6	3L	Milford, Pa. (Delaware Valley)
65	Brian Allen	OL	6-2	304	Jr.	Jr.	2L	Hinsdale, Ill. (Hinsdale Central)
66	Matt Allen	OL	6-3	291	Fr.	Fr.	HS	Hinsdale, Ill. (Hinsdale Central)
67	Bryce Wilker	C	6-5	281	Fr.	So.	RS	Belding, Mich. (Belding Area)
68	Jeremy Schram	OL	6-4	315	So.	Jr.	SQ	White Lake, Mich. (Orchard Lake St. Mary's)
70	Tyler Higby	OG	6-4	302	Fr.	So.	RS	Houston, Texas (The Kinkaid School)
71	Chase Gianacakos	OL	6-6	299	So.	Jr.	SQ	St. Charles, Ill. (St. Charles North)
72	Thiyo Lukusa	OL	6-5	333	Fr.	Fr.	HS	Traverse City, Mich. (DePaul Catholic)
73	Dennis Finley	OT	6-7	271	Jr.	Sr.	2L	Detroit, Mich. (Cass Tech)
75	Benny McGowan	OG	6-3	333	Sr.	Sr.-5	3L	Centerville, Ohio (Centerville)
76	AJ Arcuri	OL	6-6	260	Fr.	Fr.	HS	Powell, Ohio (Olentangy Liberty)
77	Nick Padla	OL	6-6	308	So.	Jr.	1L	Berrien Springs, Mich. (Berrien Springs)
79	Kodi Kieler	OL	6-6	319	Sr.	Sr.-5	3L	Rockwood, Mich. (Carlson)
80	Matt Seybert	TE	6-4	250	Fr.	So.	TR	Traverse City, Mich. (Buffalo)
81	Matt Sokol	TE	6-5	250	So.	Jr.	1L	Rochester, Mich. (Adams)
82	Josiah Price	TE	6-4	248	Sr.	Sr.-5	3L	Greentown, Ind. (Eastern)
83	Mufi Hill-Hunt	DE	6-5	240	Fr.	Fr.	HS	Sandy, Utah (Taylorsville)
84	Noah Davis	TE	6-4	258	Fr.	Fr.	HS	Cincinnati, Ohio (St. Xavier)
84	Brock Makaric	WR	6-3	188	Jr.	Sr.	SQ	Saginaw, Mich. (Heritage)
85	Evan Jones	DE	6-5	251	Sr.	Sr.-5	2L	West Lafayette, Ohio (Ridgewood)
85	Khylin Barton	WR	6-1	184	Fr.	Fr.	HS	Zeeland, Mich. (Zeeland East)
86	Matt Macksood	WR	5-11	194	Sr.	Sr.-5	3L	Lansing, Mich. (Lansing Catholic Central)
86	Drew Beesley	DL	6-2	231	Fr.	Fr.	HS	Rochester Hills, Mich. (Warren De La Salle)
87	Edward Barksdale III	WR	6-2	203	Sr.	Sr.-5	2L	Solon, Ohio (Solon)
88	Monty Madaris	WR	6-1	207	Sr.	Sr.-5	2L	Cincinnati, Ohio (Archbishop Moeller)
89	Gabe Sherrod	DE	6-3	250	Sr.	Gr.-5	TR	Perryville, Md. (Delaware State)
91	Robert Bowers	DE	6-4	244	So.	Jr.	SQ	Columbus, Ohio (Walnut Ridge)
92	Kevin Williams	DT	6-2	281	Sr.	Gr.-6	TR	Holland, Ohio (Nebraska)
93	Naquan Jones	DT	6-4	320	Fr.	Fr.	HS	Mount Prospect, Ill. (Evanston Township)
94	Auston Robertson	DE	6-4	275	Fr.	Fr.	HS	Fort Wayne, Ind. (Wayne)
96	Mike Panasiuk	DT	6-3	309	Fr.	Fr.	HS	Roselle, Ill. (Lake Park West)
97	Justice Alexander	DE	6-5	242	Fr.	So.	RS	Macedonia, Ohio (Nordonia)
97	Brett Scanlon	K	5-11	210	Jr.	Sr.	RS	Dowagiac, Mich. (Western Michigan)
98	Demetrius Cooper	DE	6-5	253	Jr.	Sr.	2L	Chicago, Ill. (Percy L. Julian)
98	Matt Coghlin	K	5-9	205	Fr.	Fr.	HS	Cincinnati, Ohio (Archbishop Moeller)
99	Kevin Cronin	K	6-2	220	Sr.	Sr.-5	2L	Traverse City, Mich. (Traverse City West)
99	Raequan Williams	DL	6-4	295	Fr.	So.	RS	Chicago, Ill. (DePaul College Prep)

**EXP. KEY – HS:** High School; **RS:** Red-shirted; **JC:** Junior College; **TR:** Transfer; **SQ:** Squad Member; **L:** Letters Earned.



**2016 MICHIGAN STATE FOOTBALL | ALPHABETICAL ROSTER**

<b>No.</b>	<b>Name</b>	<b>Pos.</b>	<b>Ht.</b>	<b>Wt.</b>	<b>Elig.</b>	<b>Cl.</b>	<b>Exp.</b>	<b>Hometown (Previous School)</b>
13	Robert Aiello	WR	6-2	190	Jr.	Sr.	SQ	Lake Orion, Mich. (Lake Orion)
52	Dillon Alexander	DE	6-3	240	So.	Jr.	SQ	Forsyth, Ga. (Lambert)
97	Justice Alexander	DE	6-5	242	Fr.	So.	RS	Macedonia, Ohio (Nordonia)
65	Brian Allen	OL	6-2	304	Jr.	Jr.	2L	Hinsdale, Ill. (Hinsdale Central)
66	Matt Allen	OL	6-3	291	Fr.	Fr.	HS	Hinsdale, Ill. (Hinsdale Central)
16	Austin Andrews	CB	5-11	183	Fr.	Fr.	HS	Columbus, Ohio (St. Francis DeSales)
22	Paul Andrie	WR	6-2	196	Sr.	Sr.-5	SQ	Valparaiso, Ind. (Valparaiso)
76	AJ Arcuri	OL	6-6	260	Fr.	Fr.	HS	Powell, Ohio (Olentangy Liberty)
47	Ryan Armour	SN	6-0	214	Fr.	So.	HS	Traverse City, Mich. (St. Francis)
35	Joe Bachie	LB	6-2	232	Fr.	Fr.	HS	Brook Park, Ohio (Berea-Midpark)
87	Edward Barksdale III	WR	6-2	203	Sr.	Sr.-5	2L	Solon, Ohio (Solon)
85	Khylin Barton	WR	6-1	184	Fr.	Fr.	HS	Zeeland, Mich. (Zeeland East)
59	David Beedle	OT	6-5	314	So.	Jr.	1L	Clarkston, Mich. (Clarkston)
86	Drew Beesley	DL	6-2	231	Fr.	Fr.	HS	Rochester Hills, Mich. (Warren De La Salle)
91	Robert Bowers	DE	6-4	244	So.	Jr.	SQ	Columbus, Ohio (Walnut Ridge)
38	Byron Bullough	LB	6-1	228	So.	Jr.	1L	Traverse City, Mich. (St. Francis)
30	Riley Bullough	LB	6-2	227	Sr.	Sr.-5	3L	Traverse City, Mich. (St. Francis)
41	Reid Burton	FB	6-0	223	Fr.	Fr.	HS	East Lansing, Mich. (East Lansing)
19	Josh Butler	CB	5-11	180	Fr.	So.	RS	Mesquite, Texas (West Mesquite)
57	Collin Cafilisch	OG	6-4	288	Fr.	So.	RS	Canton, Mich. (Canton)
62	Luke Campbell	OL	6-5	280	Fr.	Fr.	HS	Lewis Center, Ohio (Olentangy)
21	Cam Chambers	WR	6-2	210	Fr.	Fr.	HS	Sicklerville, N.J. (Timber Creek Regional)
61	Cole Chewins	OT	6-8	273	Fr.	So.	RS	Clarkston, Mich. (Clarkston)
64	Brandon Clemons	OG	6-3	302	Sr.	Gr.-6	3L	Milford, Pa. (Delaware Valley)
98	Matt Coghlin	K	5-9	205	Fr.	Fr.	HS	Cincinnati, Ohio (Archbishop Moeller)
98	Demetrius Cooper	DE	6-5	253	Jr.	Sr.	2L	Chicago, Ill. (Percy L. Julian)
13	Vayante Copeland	CB	5-11	190	So.	Jr.	1L	Dayton, Ohio (Thurgood Marshall)
9	Donnie Corley	WR	6-2	186	Fr.	Fr.	HS	Detroit, Mich. (Martin Luther King)
7	Demetrious Cox	DB	6-1	197	Sr.	Sr.-5	3L	Jeannette, Pa. (Jeannette)
99	Kevin Cronin	K	6-2	220	Sr.	Sr.-5	2L	Traverse City, Mich. (Traverse City West)
43	Ed Davis	LB	6-2	237	Sr.	Sr.-6	3L	Detroit, Mich. (Southeastern)
18	Felton Davis III	WR	6-4	192	So.	So.	1L	Richmond, Va. (Highland Springs)
84	Noah Davis	TE	6-4	258	Fr.	Fr.	HS	Cincinnati, Ohio (St. Xavier)
10	Messiah deWeaver	QB	6-4	215	Fr.	Fr.	HS	Huber Heights, Ohio (Wayne)
5	Andrew Dowell	LB	6-1	218	So.	So.	1L	North Ridgeville, Ohio (St. Edward)
28	David Dowell	S	6-1	185	Fr.	So.	RS	North Ridgeville, Ohio (St. Edward)
33	Frank Epitropoulos	WR	6-2	206	Sr.	Sr.-5	SQ	Upper Arlington, Ohio (Ohio State)
73	Dennis Finley	OT	6-7	271	Jr.	Sr.	2L	Detroit, Mich. (Cass Tech)
53	Peter Fisk	LB	6-1	215	Fr.	Fr.	HS	Grand Rapids, Mich. (Deerfield (Mass.) Academy)
23	Chris Frey	LB	6-2	227	Jr.	Jr.	2L	Upper Arlington, Ohio (Upper Arlington)
36	Kaleel Gaines	CB	6-0	190	Fr.	So.	RS	Frostproof, Fla. (Frostproof)
4	Michael Geiger	K	5-9	185	Sr.	Sr.	3L	Toledo, Ohio (Ottawa Hills)
71	Chase Gianacakos	OL	6-6	299	So.	Jr.	SQ	St. Charles, Ill. (St. Charles North)
31	T.J. Harrell	LB	6-0	203	So.	Jr.	1L	Tampa, Fla. (Tampa Catholic)
50	Sean Harrington	LB	6-3	220	Jr.	Sr.	2L	Commerce Township, Mich. (Orchard Lake St. Mary's)
25	Jake Hartbarger	P	6-4	206	So.	Jr.	1L	Waterville, Ohio (Anthony Wayne)
2	Darian Hicks	CB	5-11	184	Sr.	Sr.	3L	Solon, Ohio (Solon)
70	Tyler Higby	OG	6-4	302	Fr.	So.	RS	Houston, Texas (The Kinkaid School)
83	Mufi Hill-Hunt	DE	6-5	240	Fr.	Fr.	HS	Sandy, Utah (Taylorsville)
24	Gerald Holmes	RB	6-0	222	Jr.	Sr.	1L	Flint, Mich. (Carman-Ainsworth)
8	Trishton Jackson	WR	6-3	190	Fr.	Fr.	HS	West Bloomfield, Mich. (West Bloomfield)
85	Evan Jones	DE	6-5	251	Sr.	Sr.-5	2L	West Lafayette, Ohio (Ridgewood)
93	Naquan Jones	DT	6-4	320	Fr.	Fr.	HS	Mount Prospect, Ill. (Evanston Township)
49	Shane Jones	LB	6-1	221	Jr.	Sr.	2L	Cincinnati, Ohio (Archbishop Moeller)
42	Hussien Kadry	TE	6-3	229	Jr.	Sr.	RS	Dearborn, Mich. (Fordson)

<b>No.</b>	<b>Name</b>	<b>Pos.</b>	<b>Ht.</b>	<b>Wt.</b>	<b>Elig.</b>	<b>Cl.</b>	<b>Exp.</b>	<b>Hometown (Previous School)</b>
12	Josh King	DE	6-6	267	Fr.	Fr.	HS	Darien, Ill. (Hinsdale South)
35	Nick Krumm	S	5-10	196	Fr.	So.	RS	Commerce Township, Mich. (Walled Lake Central)
11	Colar Kuhns	QB	6-2	211	So.	Jr.	SQ	Gaithersburg, Md. (Damascus)
13	Justin Layne	WR	6-2	180	Fr.	Fr.	HS	Cleveland, Ohio (Benedictine)
42	Zac Leimbach	S	5-11	195	Sr.	Sr.-5	1L	Walled Lake, Mich. (Walled Lake Central)
20	Davis Lewandowski	WR	6-0	200	Fr.	So.	RS	Okemos, Mich. (Okemos)
14	Brian Lewerke	QB	6-3	202	Fr.	So.	RS	Phoenix, Ariz. (Pinnacle)
45	Prescott Line	FB	6-0	253	Sr.	Gr.-5	TR	Oxford, Mich. (SMU)
63	Noah Listermann	OT	6-7	313	Fr.	So.	RS	Cincinnati, Ohio (Winton Woods)
28	Madre London	RB	6-1	206	So.	Jr.	1L	Little Rock, Ark. (St. Thomas Aquinas)
40	Collin Lucas	FB	6-0	235	So.	Jr.	SQ	Avon Lake, Ohio (Avon Lake)
72	Thiyo Lukusa	OL	6-5	333	Fr.	Fr.	HS	Traverse City, Mich. (DePaul Catholic)
14	Kenney Lyke	S	6-2	187	Fr.	Fr.	HS	Hoffman Estates, Ill. (William Fremd)
11	Jamal Lyles	TE	6-3	257	Sr.	Sr.-5	3L	Southfield, Mich. (Southfield-Lathrup)
55	Miguel Machado	OL	6-6	315	Sr.	Sr.-5	1L	Miami, Fla. (Pasadena City College)
86	Matt Macksood	WR	5-11	194	Sr.	Sr.-5	3L	Lansing, Mich. (Lansing Catholic Central)
88	Monty Madaris	WR	6-1	207	Sr.	Sr.-5	2L	Cincinnati, Ohio (Archbishop Moeller)
84	Brock Makaric	WR	6-3	188	Jr.	Sr.	SQ	Saginaw, Mich. (Heritage)
34	Drake Martinez	CB	6-2	208	Jr.	Jr.	SQ	Laguna Beach, Calif. (Saddleback College)
4	Malik McDowell	DL	6-6	276	Jr.	Jr.	2L	Detroit, Mich. (Southfield)
75	Benny McGowan	OG	6-3	333	Sr.	Sr.-5	3L	Centerville, Ohio (Centerville)
44	Grayson Miller	S	6-3	208	So.	So.	1L	Georgetown, Ky. (Scott)
10	Matt Morrissey	S	6-2	201	So.	Jr.	1L	Lincolnshire, Ill. (Adlai E. Stevenson)
9	Montae Nicholson	S	6-2	219	Jr.	Jr.	2L	Monroeville, Pa. (Gateway)
7	Tyler O'Connor	QB	6-3	228	Sr.	Sr.-5	3L	Lima, Ohio (Lima Central Catholic)
41	Gerald Owens	DL	6-2	299	So.	Jr.	SQ	Thorofare, N.J. (West Deptford)
77	Nick Padla	OL	6-6	308	So.	Jr.	1L	Berrien Springs, Mich. (Berrien Springs)
96	Mike Panasiuk	DT	6-3	309	Fr.	Fr.	HS	Roselle, Ill. (Lake Park West)
82	Josiah Price	TE	6-4	248	Sr.	Sr.-5	3L	Greentown, Ind. (Eastern)
37	Corey Pryor	DB	5-10	193	Fr.	Fr.	HS	Jackson, Mich. (Jackson)
26	Brandon Randle	LB	6-2	217	Fr.	Fr.	HS	Battle Creek, Mich. (Battle Creek Central)
37	Dante Razanno	LB	6-2	220	Fr.	Fr.	HS	Niles, Mich. (Edwardsburg)
33	Jon Reschke	LB	6-2	227	Jr.	Sr.	2L	Sterling Heights, Mich. (Brother Rice)
94	Auston Robertson	DE	6-4	275	Fr.	Fr.	HS	Fort Wayne, Ind. (Wayne)
58	Devyn Salmon	C	6-1	321	Jr.	Sr.	SQ	Plant City, Fla. (Plant City)
97	Brett Scanlon	K	5-11	210	Jr.	Sr.	RS	Dowagiac, Mich. (Western Michigan)
68	Jeremy Schram	OL	6-4	315	So.	Jr.	SQ	White Lake, Mich. (Orchard Lake St. Mary's)
60	Casey Schreiner	OG	6-4	291	So.	Jr.	SQ	Bethel Park, Pa. (Bethel Park)
3	LJ Scott	RB	6-1	230	So.	So.	1L	Hubbard, Ohio (Hubbard)
80	Matt Seybert	TE	6-4	250	Fr.	So.	TR	Traverse City, Mich. (Buffalo)
12	R.J. Shelton	WR	5-11	202	Sr.	Sr.	3L	Beaver Dam, Wis. (Beaver Dam)
89	Gabe Sherrod	DE	6-3	250	Sr.	Gr.-5	TR	Perryville, Md. (Delaware State)
29	Malik Smith	RB	5-9	215	Fr.	Fr.	HS	Boyer City, Mich. (Boyer City)
15	Tyson Smith	CB	5-11	170	So.	So.	1L	Southfield, Mich. (Orchard Lake St. Mary's)
81	Matt Sokol	TE	6-5	250	So.	Jr.	1L	Rochester, Mich. (Adams)
15	Brandon Sowards	WR	6-0	189	So.	Jr.	1L	Wyandotte, Mich. (Roosevelt)
51	Kyonta Stallworth	DL	6-3	280	Fr.	So.	RS	Detroit, Mich. (Martin Luther King)
25	Darrell Stewart Jr.	WR	6-1	207	Fr.	So.	RS	Houston, Texas (Nimitz)
6	Damion Terry	QB	6-4	232	Jr.	Sr.	2L	Erie, Pa. (Cathedral Prep)
17	Tyriq Thompson	LB	6-1	230	Fr.	So.	RS	Detroit, Mich. (Martin Luther King)
32	Nick Tompkins	RB	5-9	178	Sr.	Sr.-5	SQ	Snellville, Ga. (Brookwood)
11	Demetric Vance	S	6-2	200	Fr.	Fr.	HS	Detroit, Mich. (Cass Tech)
20	Jalen Watts-Jackson	S	5-11	186	So.	Jr.	1L	Detroit, Mich. (Orchard Lake St. Mary's)
67	Bryce Wilker	C	6-5	281	Fr.	So.	RS	Belding, Mich. (Belding Area)
48	Kenny Willekes	DL	6-3	235	Fr.	So.	RS	Rockford, Mich. (NorthPointe Christian)
22	Delton Williams	RB	6-1	228	Sr.	Sr.	3L	Erie, Pa. (Cathedral Prep)
92	Kevin Williams	DT	6-2	281	Sr.	Gr.-6	TR	Holland, Ohio (Nebraska)
99	Raequan Williams	DL	6-4	295	Fr.	So.	RS	Chicago, Ill. (DePaul College Prep)
27	Khari Willis	S	5-11	211	So.	So.	1L	Jackson, Mich. (Lumen Christi)
26	Austin Wolfe	WR	6-0	174	Jr.	Sr.	SQ	Springfield, Va. (Lake Braddock Secondary)

**EXP. KEY – HS:** High School; **RS:** Red-shirted; **JC:** Junior College; **TR:** Transfer; **SQ:** Squad Member; **L:** Letters Earned.



# 2016 SPARTAN FOOTBALL GAME NOTES



- 2016 PRESEASON ALL-AMERICAN (ATHLON SPORTS, THIRD TEAM)
- LOMBARDI AWARD, OUTLAND TROPHY AND RIMINGTON TROPHY WATCH LISTS

**CAREER NOTES:** Third-year player and two-year letterwinner has played in 27 career games, including 14 starts (12 at left guard, two at center) . . . slotted as the starting left guard and can also play center . . . preseason All-America selection by Athlon Sports (third team) . . . preseason All-Big Ten selection by Athlon Sports (first team) . . . named to watch lists for the Outland Trophy (nation's most outstanding interior lineman) and the Rimington Trophy (nation's most outstanding center).

**2016 SEASON (JUNIOR):** Started at left guard in the Furman game and graded out at a Big Ten Championship level, leading team with six dominators as part of 13 knockdowns, earning Spartan Offensive Lineman of the Week accolades.



**CAREER NOTES:** Third-year player slated as the starter at left tackle . . . primarily played guard in 2015 and made the transition to tackle in spring practice.

**2016 SEASON (SOPHOMORE):** Started his first career game at left tackle vs. Furman and graded out at a winning level, logging 11.5 knockdowns including two dominators.



**CAREER NOTES:** Third-year player will compete for playing time at middle linebacker . . . is a third-generation Spartan, following in the footsteps of his grandfather Hank (guard, 1952-54) and father Shane (linebacker, 1983-86) who played football at Michigan State . . . his grandfather Jim Morse (halfback, 1954-56) played for Coach Terry Brennan at Notre Dame . . . his uncles Chuck Bullough (Michigan State, linebacker, 1988-91), Bobby Morse (Michigan State, running back, 1983-86) and Jim Morse (Notre Dame, cornerback, 1976-77) played college football . . . his brother Max was a four-year letterwinner (2010-13) and three-year starter at middle linebacker for the Spartans; he has spent the past two seasons with the Houston Texans (2014-15) . . . his brother Riley is currently a fifth-year senior linebacker on the Spartan roster.

**2016 SEASON (SOPHOMORE):** Saw action in Furman game, logging one tackle.

### BULLOUGH'S STATISTICS (DEFENSE)

	G/GS	UT	AT	TM	TFL	SACKS	INT	PBU	FR	FF
2015	9/0	0	0	0	0-0	0-0	0	0	0	0
2016	1/0	0	1	1	0-0	0-0	0-0	0	0-0	0
Career	10/0	0	1	1	0-0	0-0	0-0	0	0-0	0



- BEDNARIK AWARD, BUTKUS AWARD, LOMBARDI AWARD, LOTT IMPACT TROPHY AND NAGURSKI TROPHY WATCH LISTS

**CAREER NOTES:** Fifth-year senior is in his second season as the starting middle linebacker in 2016 . . . voted as one of three Spartan captains . . . three-year letterwinner has played in 42 career games, including 15 starts, starting 13 of 14 games played in 2015 and one in 2016 . . . has 146 career tackles, including 12.5 for losses with 7.5 sacks . . . has four career interceptions, three fumble recoveries and two forced fumbles . . . started 13 games at middle linebacker in 2015 and played in all 14 games . . . fourth-team preseason All-America selection by Athlon Sports . . . preseason All-Big Ten choice by Athlon Sports (second team) . . . named to preseason watch lists for the Bednarik Award (college defensive player of the year), Butkus Award (linebacker of the year), Lott IMPACT Trophy and Nagurski Trophy (defensive player of the year) . . . is a third-generation Spartan, following in the footsteps of his grandfather Hank (guard, 1952-54) and father Shane (linebacker, 1983-86) who played football at Michigan State . . . his grandfather Jim Morse (halfback, 1954-56) played for Coach Terry Brennan at Notre Dame . . . his uncles Chuck Bullough (Michigan State, linebacker, 1988-91), Bobby Morse (Michigan State, running back, 1983-86) and Jim Morse (Notre Dame, cornerback, 1976-77) played college football . . . his brother Max was a four-year letterwinner (2010-13) and three-year starter at middle linebacker for the Spartans; he has spent the past two seasons with the Houston Texans (2014-15) . . . his brother Byron is currently a sophomore linebacker on the Spartan roster.

**2016 SEASON (SENIOR):** Started Furman game at middle linebacker . . . logged eight tackles with one tackle for loss and added two QB hurries.

# 2016 SPARTAN FOOTBALL GAME NOTES



## BULLOUGH'S CAREER HIGHS (DEFENSE)

Tackles: 16, vs. Air Force (9/19/15)  
 Tackles for loss: 3, vs. Western Michigan (9/4/15)  
 Sacks: 3, vs. Western Michigan (9/4/15)  
 Interceptions: 1, four times (last vs. Maryland, 11/14/15)

## BULLOUGH'S STATISTICS (DEFENSE)

	G/GS	UT	AT	TM	TFL	SACKS	INT	PBU	FR	FF
2013	14/0	1	2	3	0-0	0-0	0-0	0	0-0	0
2014	13/1	15	14	29	4-17	3.5-17	2-(-1)	0	1-0	0
2015	14/13	48	58	106	7.5-24	4-20	2-61	2	2-13	2
2016	1/1	4	4	8	1.0-1	0-0	0-0	0	0-0	0
Career	42/15	68	78	146	12.5-42	7.5-37	4-60	2	3-13	2

## BULLOUGH'S STATISTICS (OFFENSE)

RUSHING	G/GS	ATT	YDS.	AVG.	TD	LG	YPG
2013	14/0	22	83	3.8	0	19	5.9

## RECEIVING

REC.	YDS.	AVG.	TD	LG
2013	3	11	3.7	0

## BULLOUGH'S GAME-BY-GAME STATISTICS

2014	DEFENSE	UT	AT	TM	TFL	SACKS	INT	PBU	FR	FF
Jacksonville State	2	1	3	0.5-2	0.5-2	0-0	0	0	0	0
Oregon	2	0	2	0-0	0-0	0-0	0	0	0	0
Eastern Michigan	1	2	3	0.5-0	0-0	0-0	0	0	0	0
Wyoming	2	0	2	1-4	1-4	0-0	0	0	0	0
Nebraska	2	1	3	0-0	0-0	0-0	0	1-0	0	0
Purdue	0	1	1	0-0	0-0	0-0	0	0	0	0
Indiana	1	1	2	0-0	0-0	0-0	0	0	0	0
Michigan	0	1	1	0-0	0-0	0-0	0	0	0	0
Ohio State	2	0	2	0-0	0-0	0-0	0	0	0	0
Maryland	1	0	1	1-4	1-4	0-0	0	0	0	0
Rutgers	0	2	2	0-0	0-0	1-0	0	0	0	0
Penn State	1	4	5	0.5-4	0.5-4	0-0	0	0	0	0
Baylor	1	1	2	0.5-3	0.5-3	1-(-1)	0	0	0	0
Totals	15	14	29	4-17	3.5-17	2-(-1)	0	1-0	0	0

## 2015

DEFENSE	UT	AT	TM	TFL	SACKS	INT	PBU	FR	FF
Western Michigan	7	2	9	3-15	3-15	0-0	0	0	0
Oregon	5	9	14	0-0	0-0	0-0	1	0	0
Air Force	5	11	16	0.5-1	0-0	0-0	0	0	0
Central Michigan	3	4	7	0-0	0-0	0-0	0	1-13	0
Purdue	2	3	5	0-0	0-0	0-0	0	1-0	0
Rutgers	4	0	4	0-0	0-0	0-0	0	0	0
Michigan	4	3	7	1.5-3	0.5-2	0-0	0	0	0
Indiana	0	5	5	0.5-1	0-0	0-0	0	0	0
Nebraska	0	5	5	0-0	0-0	1-17	0	0	0
Maryland	3	4	7	1-4	0.5-3	1-44	0	0	0
Ohio State	3	1	4	0-0	0-0	0-0	0	0	0
Penn State	4	3	7	0-0	0-0	0-0	1	0	1
Iowa	2	3	5	0.5-0	0-0	0-0	0	0	1
Alabama	6	5	11	0.5-0	0-0	0-0	0	0	0
Totals	48	58	106	7.5-24	4-20	2-61	2	2-13	2

## 2016

DEFENSE	UT	AT	TM	TFL	SACKS	INT	PBU	FR	FF
Furman	4	4	8	1.0-1	0-0	0-0	0	0-0	0
Totals	4	4	8	1.0-1	0-0	0-0	0	0-0	0

**JOSH BUTLER**  
 MESQUITE, TEXAS  
 West Mesquite  
 5-11 | 180 | RS  
 19 CB FR.

**CAREER NOTES:** Second-year player will compete for time at cornerback.

**2016 SEASON (RED-SHIRT FRESHMAN):** Made Spartan debut in Furman game.

**BRANDON CLEMONS**  
 MILFORD, PENNSYLVANIA  
 Delaware Valley  
 6-3 | 302 | 3L  
 64 OG SR-6

**CAREER NOTES:** Three-year letterwinner was granted a sixth year of eligibility for the 2016 season (missed majority of his first two seasons due to injuries) . . . listed as one of the starting right guards on the depth chart . . . experienced lineman has seen action in 33 career games, including two starts . . . graduated with his bachelor's degree in psychology in December 2015.

**2016 SEASON (SENIOR):** Started the Furman game at right guard and recorded eight knockdowns, including two dominators.

**DEMETRIUS COOPER**  
 CHICAGO, ILLINOIS  
 Percy L. Julian  
 6-5 | 253 | 2L  
 98 DE JR.

**CAREER NOTES:** Fourth-year player is listed as one of the starting defensive ends on the depth chart . . . preseason All-Big Ten selection by Athlon Sports (third team) . . . two-year letterwinner has 35 career tackles in 27 games, including 9.5 for losses and 6.0 sacks.

**2016 SEASON (JUNIOR):** Started at defensive end in Furman game and logged three tackles, including one for loss of eight yards.

## COOPER'S CAREER HIGHS

Tackles: 5, vs. Central Michigan (9/26/15)  
 Tackles for loss: 1, eight times  
 Sacks: 1, five times

## COOPER'S STATISTICS

	G/GS	UT	AT	TM	TFL	SACKS	INT	PBU	FR	FF
2014	13/0	5	5	10	2-14	1-9	0-0	1	1-0	0
2015	13/1	11	11	22	6.5-16	5-14	0-0	0	1-0	2
2016	1/1	3	0	3	1.0-8	0-0	0-0	0	0-0	0
Career	27/2	19	16	35	9.5-30	6-23	0-0	1	2-0	2



# 2016 SPARTAN FOOTBALL GAME NOTES

## COOPER'S GAME-BY-GAME STATISTICS

2015	UT	AT	TM	TFL	SACKS	INT	PBU	FR	FF
Western Michigan	2	0	2	1-2	1-2	0	0	0	0
Oregon	2	2	4	0.5-2	0.5-2	0	0	0	0
Air Force					-DNP-				
Central Michigan	1	4	5	1-2	1-2	0	0	0	0
Purdue	0	0	0	0-0	0-0	0	0	0	0
Rutgers	2	0	2	1-2	0-0	0	0	0	0
Michigan	0	1	1	0.5-2	0.5-2	0	0	0	0
Indiana	0	1	1	0.5-0	0-0	0	0	0	0
Nebraska	0	0	0	0-0	0-0	0	0	0	0
Maryland	1	2	3	0-0	0-0	0	0	1-0	1
Ohio State	0	0	0	0-0	0-0	0	0	0	0
Penn State	0	0	0	0-0	0-0	0	0	0	0
Iowa	2	0	2	1-4	1-4	0	0	0	1
Alabama	1	1	2	1-2	1-2	0	0	0	0
<b>Totals</b>	<b>11</b>	<b>11</b>	<b>22</b>	<b>6.5-16</b>	<b>5-14</b>	<b>0</b>	<b>0</b>	<b>1-0</b>	<b>2</b>

2016	UT	AT	TM	TFL	SACKS	INT	PBU	FR	FF
DEFENSE									
Furman	3	0	3	1.0-8	0-0	0-0	0	0-0	0
<b>Totals</b>	<b>3</b>	<b>0</b>	<b>3</b>	<b>1.0-8</b>	<b>0-0</b>	<b>0-0</b>	<b>0</b>	<b>0-0</b>	<b>0</b>



**CAREER NOTES:** Promising third-year player listed as the starting boundary cornerback on the depth chart . . . started at cornerback in two games in 2015 to earn his first letter; injured his neck against Oregon in Week 2 and missed the rest of the season . . . participated in winter conditioning and spring practice . . . preseason All-Big Ten selection (fourth team) by Athlon Sports.

**2016 SEASON (SOPHOMORE):** Posted career-high six tackles in season-opener vs. Furman.

### COPELAND'S CAREER HIGHS

**Tackles:** 6, vs. Furman (9/2/16)  
**Tackles for loss:** 2, vs. Western Michigan (9/4/15)  
**Interceptions:** 1, vs. Western Michigan (9/4/15)  
**Pass Break-ups:** 1, vs. Western Michigan (9/4/15)

### COPELAND'S STATISTICS

	G/GS	UT	AT	TM	TFL	SACKS	INT	PBU	FR	FF
2015	2/2	6	1	7	2-4	0-0	1-0	1	0	0
2016	1/0	2	4	6	0-0	0-0	0-0	0	0	0
<b>Career</b>	<b>3/2</b>	<b>8</b>	<b>5</b>	<b>13</b>	<b>2-4</b>	<b>0-0</b>	<b>1-0</b>	<b>1</b>	<b>0</b>	<b>0</b>

### COPELAND'S GAME-BY-GAME STATISTICS

2015	UT	AT	TM	TFL	SACKS	INT	PBU	FR	FF
DEFENSE									
Western Michigan	4	0	4	2-4	0-0	1-0	1	0	0
Oregon	2	1	3	0-0	0-0	0-0	0	0	0
<b>Totals</b>	<b>6</b>	<b>1</b>	<b>7</b>	<b>2-4</b>	<b>0-0</b>	<b>1-0</b>	<b>1</b>	<b>0</b>	<b>0</b>

2016	UT	AT	TM	TFL	SACKS	INT	PBU	FR	FF
DEFENSE									
Furman	4	2	6	0-0	0-0	0-0	0	0	0
<b>Totals</b>	<b>4</b>	<b>2</b>	<b>6</b>	<b>0-0</b>	<b>0-0</b>	<b>0-0</b>	<b>0</b>	<b>0</b>	<b>0</b>



**CAREER NOTES:** Freshman wide receiver is expected to contribute immediately in 2016 . . . enrolled at Michigan State on Jan. 11, 2016, for the beginning of the spring semester and participated in spring practice . . . named the top impact freshman for the Spartans by ESPN.com.

**2016 SEASON (FRESHMAN):** Made Spartan debut in Furman game, snaring two catches for 17 yards and added one rush for one yard.

### CORLEY'S CAREER HIGHS

**Receptions:** 2, vs. Furman (9/2/16)  
**Receiving yards:** 17, vs. Furman (9/2/16)

### CORLEY'S STATISTICS

RECEIVING	G/GS	REC.	YDS.	AVG.	TD	LG	YPG
2016	1/0	2	17	8.5	0	11	17.0

RUSHING	ATT	YDS.	AVG.	TD	LG	YPG
2016	1	1	1.0	1	35	1.0

### CORLEY'S GAME-BY-GAME STATISTICS - RECEIVING

2016	NO.	YDS	TD	LG
RECEIVING				
Furman	2	17	0	11

RUSHING	ATT	YDS	TD	LG
Furman	1	1	0	1



**CAREER NOTES:** Fifth-year senior enters his second season as a starter in 2016 . . . voted as one of three Spartan team captains . . . listed as a starter at safety, but can also play cornerback . . . three-year letterwinner has 118 tackles and 14 passes defended (three interceptions, 11 pass break-ups) in 42 career games, including 16 starts (nine at cornerback, seven at safety) . . . third-team All-Big Ten selection by coaches and honorable mention by the media in 2015.

**2016 SEASON (SENIOR):** Started at free safety in Furman game . . . posted seven tackles and added one pass break-up

### COX'S CAREER HIGHS

**Tackles:** 8, twice (last vs. Michigan, 10/17/15)  
**Tackles for loss:** 1, four times  
**Sacks:** 1, vs. Ohio State (11/8/14)  
**Pass Break-ups:** 2, three times (last vs. Indiana, 10/24/15)  
**Interceptions:** 1, three times (last vs. Iowa, 12/5/15)

# 2016 SPARTAN FOOTBALL GAME NOTES



## COX'S STATISTICS

	G/GS	UT	AT	TM	TFL	SACKS	INT	PBU	FR	FF
2013	14/0	3	3	6	0-0	0-0	0-0	0	0	0
2014	13/1	19	7	26	2-20	1-14	0-0	1	1-0	1
2015	14/14	48	31	79	2-4	0-0	3-14	7	1-77	0
2016	1/1	2	5	7	0-0	0-0	0-0	1	0-0	0
Career	42/16	72	46	118	4-24	1-14	3-14	9	2-77	1

## COX'S GAME-BY-GAME STATISTICS

2015	DEFENSE	UT	AT	TM	TFL	SACKS	INT	PBU	FR	FF
	Western Michigan	3	1	4	0-0	0-0	0-0	2	0	0
	Oregon	3	4	7	0-0	0-0	0-0	2	0	0
	Air Force	1	4	5	0-0	0-0	0-0	0	0	0
	Central Michigan	3	2	5	0-0	0-0	0-0	0	0	0
	Purdue	2	1	3	0-0	0-0	1-0	0	0	0
	Rutgers	7	1	8	1-1	0-0	0-0	0	0	0
	Michigan	6	2	8	0-0	0-0	0-0	0	0	0
	Indiana	4	2	6	0-0	0-0	0-0	2	0	0
	Nebraska	3	2	5	1-3	0-0	1-14	0	0	0
	Maryland	2	1	3	0-0	0-0	0-0	1	0	0
	Ohio State	2	2	4	0-0	0-0	0-0	0	0	0
	Penn State	4	3	7	0-0	0-0	0-0	0	1-77	0
	Iowa	3	4	7	0-0	0-0	1-0	0	0	0
	Alabama	5	2	7	0-0	0-0	0-0	0	0	0
	Totals	48	31	79	2-4	0-0	3-14	7	1-77	0

2016	DEFENSE	UT	AT	TM	TFL	SACKS	INT	PBU	FR	FF
	Furman	2	5	7	0-0	0-0	0-0	1	0-0	0
	Totals	2	5	7	0-0	0-0	0-0	1	0-0	0



**CAREER NOTES:** Fifth-year senior enters his third season as the starting kickoff specialist . . . is also the back-up placekicker . . . averaging 62.0 yards per kickoff in his career . . . has 70 touchbacks (40 percent; 70-for-177 in touchbacks) . . . graduated with his bachelor's degree in economics in August 2016.

**2016 SEASON (SENIOR):** Registered five kickoffs vs. Furman, averaging 62.8 ypk with three touchbacks.

## CRONIN'S STATISTICS

KICKOFFS	G	NO	YDS.	AVG.	TB	OB
2013	1	2	125	62.5	1	0
2014	13	99	6,279	63.4	46	2
2015	14	76	4,564	60.1	23	2
2016	1	5	314	62.8	3	1
Career	29	182	11,282	62.0	73	5



**CAREER NOTES:** Three-year letterwinner was granted sixth year of eligibility by NCAA (missed entire 2015 season with torn ACL he suffered in preseason camp) . . . was the starting Sam linebacker for the Spartans in 2014 . . . has 80 tackles, including 16.5 for losses (72 yards) and 11 sacks (53 yards), in 40 career games . . . was featured on the 2015 Bednarik Award Watch List (defensive player of the year) . . . was also a 2015 preseason All-Big Ten pick by Lindy's (first team), Sporting News (first team), Athlon Sports (second team) and Phil Steele (second team) . . .

## DAVIS' CAREER HIGHS

**Tackles:** 9, vs. Maryland (11/15/14)  
**Tackles for loss:** 2.5, vs. Michigan (11/2/13)  
**Sacks:** 2.5, vs. Michigan (11/2/13)

## DAVIS' STATISTICS

	G/GS	UT	AT	TM	TFL	SACKS	INT	PBU	FR	FF
2012	13/0	0	5	5	0.5-4	0-0	0-0	0	0	0
2013	14/0	8	9	17	4-20	4-20	0-0	0	0	0
2014	13/12	31	27	58	12-48	7-33	0-0	2	0	1
2015					-DNP-INJURED-					
Career	40/12	39	41	80	16.5-72	11-53	0-0	2	0	1

## DAVIS' GAME-BY-GAME STATISTICS

2014	DEFENSE	UT	AT	TM	TFL	SACKS	INT	PBU	FR	FF
	Jacksonville State	1	3	4	2-10	1.5-9	0-0	0	0	0
	Oregon	1	2	3	0.5-2	0-0	0-0	0	0	0
	Eastern Michigan	1	1	2	0.5-4	0.5-4	0-0	0	0	0
	Wyoming	1	2	3	1-2	1-2	0-0	0	0	0
	Nebraska	2	3	5	1.5-3	1-2	0-0	0	0	1
	Purdue	3	2	5	1.5-9	1-7	0-0	1	0	0
	Indiana	5	1	6	1-1	1-1	0-0	0	0	0
	Michigan	4	2	6	2-6	0-0	0-0	0	0	0
	Ohio State	1	3	4	0-0	0-0	0-0	0	0	0
	Maryland	4	5	9	1-3	0-0	0-0	0	0	0
	Rutgers	5	2	7	0-0	0-0	0-0	0	0	0
	Penn State	2	0	2	0-0	0-0	0-0	1	0	0
	Baylor	1	1	2	1-8	1-8	0-0	0	0	0
	Totals	31	27	58	12-48	7-33	0-0	2	0	1



# 2016 SPARTAN FOOTBALL GAME NOTES



**CAREER NOTES:** Second-year player is expected to be a significant contributor on offense in his second year in 2016 . . . slotted as the starting split end.

**2016 SEASON (SOPHOMORE):** Posted his first TD catch of his Spartan career with a 13-yard reception from Tyler O'Connor in the Furman game after making first career start . . . finished game with three catches for 40 yards and one TD, all career-bests

### DAVIS' CAREER HIGHS

Receptions: 3, vs. Furman (9/2/16)  
Receiving yards: 40, vs. Furman (9/2/16)  
Touchdowns: 1, vs. Furman (9/2/16)

### DAVIS' STATISTICS

RECEIVING	G/GS	REC.	YDS.	AVG.	TD	LG	YPG
2015	7/0	2	50	25.0	0	28	7.1
2016	1/1	3	30	10.0	1	16	30.0
Career	8/1	5	80	16.0	1	28	40.0



**CAREER NOTES:** Third-year player is listed as the starting SAM linebacker on the depth chart . . . two-year letterwinner has 51 tackles in 28 career games.

**2016 SEASON (JUNIOR):** Made first career start at SAM linebacker in Furman game . . . registered team-leading and career-high nine tackles, adding one QB hurry.

### FREY'S CAREER HIGHS

Tackles: 9, vs. Furman (9/27/16)  
Tackles for loss: 1, four times (last vs. Penn State, 11/28/15)  
Sacks: 1, twice (last vs. Maryland, 11/14/15)

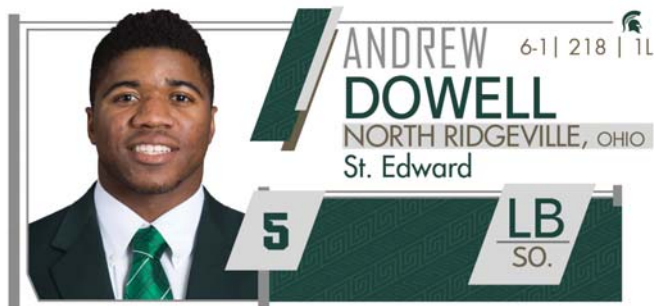
### FREY'S STATISTICS

	G/GS	UT	AT	TM	TFL	SACKS	INT	PBU	FR	FF
2014	13/0	8	11	19	0-0	0-0	0-0	0	1-0	0
2015	14/0	13	10	23	5-24	2.5-14	0-0	0	1-0	0
2016	1/1	1	8	9	0-0	0-0	0-0	0	0-0	0
Career	28/1	22	29	51	5-24	2.5-14	0-0	0	2-0	0

### FREY'S GAME-BY-GAME STATISTICS

2015	DEFENSE	UT	AT	TM	TFL	SACKS	INT	PBU	FR	FF
Western Michigan	0	1	1	1	0-0	0-0	0-0	0	0	0
Oregon	2	2	4	1-7	1-7	0-0	0-0	0	0	0
Air Force	1	0	1	1-5	0-0	0-0	0-0	0	0	0
Central Michigan	0	0	0	0-0	0-0	0-0	0-0	0	0	0
Purdue	1	0	1	0-0	0-0	0-0	0-0	0	0	0
Rutgers	0	1	1	0.5-6	0.5-6	0-0	0-0	0	0	0
Michigan	3	1	4	0.5-2	0-0	0-0	0-0	0	0	0
Indiana	0	0	0	0-0	0-0	0-0	0-0	0	1-0	0
Nebraska	1	2	3	0-0	0-0	0-0	0-0	0	0	0
Maryland	1	1	2	1-1	1-1	0-0	0-0	0	0	0
Ohio State	1	0	1	0-0	0-0	0-0	0-0	0	0	0
Penn State	1	2	3	1-3	0-0	0-0	0-0	0	0	0
Iowa	1	0	1	0-0	0-0	0-0	0-0	0	0	0
Alabama	0	1	1	0-0	0-0	0-0	0-0	0	0	0
Totals	12	11	23	5-24	2.5-14	0-0	0-0	0	1-0	0

2016	DEFENSE	UT	AT	TM	TFL	SACKS	INT	PBU	FR	FF
Furman	1	8	9	0-0	0-0	0-0	0-0	0	0-0	0
Totals	1	8	9	0-0	0-0	0-0	0-0	0	0-0	0



**CAREER NOTES:** Second-year player listed as the starting Star linebacker on the depth chart . . . his twin brother, David, is a red-shirt freshman cornerback on the Spartan roster.

**2016 SEASON (SOPHOMORE):** Made first career start in Furman game and made a smashing debut, snaring an interception that was selected as ESPN SportsCenter's Top Ten No. 1 play of the day . . . tallied career-best eight tackles against the Paladins . . . Named Spartan "The One" award recipient after posting team-high 18 production points on defense.

### DOWELL'S CAREER HIGHS

Tackles: 8, vs. Furman (9/2/16)  
Tackles for loss: 1, vs. Central Michigan (9/26/15)

### DOWELL'S STATISTICS

	G/GS	UT	AT	TM	TFL	SACKS	INT	PBU	FR	FF
2015	13/0	9	13	22	1-2	0-0	0-0	0	1-2	0
2016	1/1	4	4	8	0-0	0-0	1-0	0	0	0
Career	14/1	13	17	30	1-2	0-0	1-0	0	1-2	0

### DOWELL'S GAME-BY-GAME STATISTICS

2016	DEFENSE	UT	AT	TM	TFL	SACKS	INT	PBU	FR	FF
Furman	4	4	8	0-0	0-0	1-0	0	0	0	0
Totals	4	4	8	0-0	0-0	1-0	0	0	0	0

# 2016 SPARTAN FOOTBALL GAME NOTES



**CAREER NOTES:** Three-year letterwinner enters his fourth year as the starting place-kicker in 2016 . . . has made 41 of his 58 career field-goal attempts (.707) . . . made a school-record 98 consecutive point-after attempts (streak ran from Nov. 23, 2013, vs. Northwestern to Sept. 26, 2015, vs. Central Michigan); that streak is also tied for the ninth longest in Big Ten history . . . ranks second in MSU history in extra-points made (163), needing just one to tie Brett Swenson (2006-09) for the school record, also ranking fifth in field-goal percentage (.707) and points (286) and ninth in field goals made (41) . . . set an MSU single-season record as a true freshman by making 93.8 percent of his field-goal attempts (15-of-16), which ranked first in the Big Ten and tied for fourth in the NCAA FBS.

**2016 SEASON (SENIOR):** Was perfect 4-for-4 on PATs in Furman game.

### GEIGER'S CAREER HIGHS

Extra Points Made..... 10, vs. Eastern Michigan (9/20/14)  
 Extra Points Att..... 10, vs. Eastern Michigan (9/20/14)  
 Field Goals Made..... 4, vs. Iowa (10/5/13)  
 Field Goals Att..... 5, twice (last vs. Iowa, 12/5/15)  
 Points..... 14, vs. Iowa (10/5/13)  
 Field Goal..... 49, vs. Iowa (10/5/13)

### GEIGER'S STATISTICS

SCORING	PAT (Pct.)	FG (Pct.)	PTS	LG
2013	36-38 (.947)	15-16 (.938)	81	49
2014	72-72 (1.000)	14-22 (.636)	114	42
2015	51-53 (.962)	12-19 (.632)	87	47
2016	4-4 (1.000)	0-1 (.000)	4	--
Career	163-167 (.976)	41-58 (.707)	286	49

FG BREAKDOWN	-20	20-29	30-39	40-49	50+	Total
2013	0-0	3-3	4-5	8-8	0-0	15-16
2014	0-0	4-4	7-10	3-8	0-0	14-22
2015	0-0	4-5	4-7	4-5	0-2	12-19
2016	0-0	0-0	0-0	0-1	0-0	0-1
Career	0-0	11-12	15-22	15-22	0-2	41-58

### GEIGER'S GAME-BY-GAME STATISTICS

2013	OPPONENT	PATs	FGs	LG	PTS
	Western Michigan		-DNP-		
	South Florida		-DNP-		
	Youngstown State		-DNP-		
	Notre Dame	1-1	2-2	42	7
	Iowa	2-2	4-5	49	14
	Indiana	6-6	0-0	-	6
	Purdue	2-2	0-0	-	2
	Illinois	6-6	0-0	-	6
	Michigan	2-3	3-3	44	11
	Nebraska	5-5	2-2	45	11
	Northwestern	3-4	1-1	37	6
	Minnesota	2-2	0-0	-	2
	Ohio State	4-4	2-2	44	10
	Stanford	3-3	1-1	31	6
	<b>Totals</b>	<b>36-38</b>	<b>15-16</b>	<b>49</b>	<b>81</b>

2014	OPPONENT	PATs	FGs	LG	PTS
	Jacksonville State	6-6	1-2	35	9
	Oregon	3-3	2-2	42	9
	Eastern Michigan	10-10	1-1	30	13
	Wyoming	7-7	0-0	0	7
	Nebraska	3-3	2-3	28	9
	Purdue	6-6	1-2	42	9
	Indiana	8-8	0-1	-	8
	Michigan	5-5	0-1	-	5
	Ohio State	4-4	1-2	40	7
	Maryland	4-4	3-4	35	13
	Rutgers	6-6	1-1	23	9
	Penn State	4-4	2-3	39	10
	Baylor	6-6	0-0	-	6
	<b>Totals</b>	<b>72-72</b>	<b>14-22</b>	<b>42</b>	<b>114</b>

2015	OPPONENT	PATs	FGs	LG	PTS
	Western Michigan	4-4	1-1	21	7
	Oregon	4-4	1-2	36	7
	Air Force	5-5	0-1	-	5
	Central Michigan	3-4	1-1	47	6
	Purdue	3-3	1-2	30	6
	Rutgers	4-4	1-2	30	7
	Michigan	3-3	0-0	-	3
	Indiana	7-7	1-1	21	10
	Nebraska	5-5	1-1	46	8
	Maryland	3-3	1-1	35	6
	Ohio State	2-2	1-2	41	5
	Penn State	7-8	0-0	-	7
	Iowa	1-1	3-5	47	10
	Alabama		-DNP-		
	<b>Totals</b>	<b>51-53</b>	<b>12-19</b>	<b>47</b>	<b>87</b>

2016	OPPONENT	PATs	FGs	LG	PTS
	Furman	4-4	0-1	--	4
	<b>Totals</b>	<b>4-4</b>	<b>0-1</b>	<b>--</b>	<b>4</b>





# 2016 SPARTAN FOOTBALL GAME NOTES



• 2015 SECOND-TEAM FRESHMAN ALL-AMERICAN by CAMPUSINSIDERS.COM

**CAREER NOTES:** Third-year player enters his second season as the starting punter in 2016 . . . is just the third starting punter in the Mark Dantonio era (Aaron Bates: 2007-10; Mike Sadler: 2011-14) . . . preseason All-Big Ten selection by Athlon Sports (third team) . . . has 18 punts of 50-plus yards . . . has placed 24 of 60 career punts (.400) inside the 20 and 13 inside the 10 (.217).

**2016 SEASON (SOPHOMORE):** Named Spartan Special Teams Player of the Week for his performance in Furman game, punting three times for a 44.7 yards per punt average . . . placed three punts inside the 20, and two inside the 10 against the Paladins.

**HARTBARGER'S CAREER HIGHS**

**Punts:** 9, vs. Alabama (12/31/15)  
**Punting Yards:** 411, vs. Alabama (12/31/15)  
**Punting Avg. (Min. 4):** 51.4, vs. Oregon (9/12/15)  
**Punts Inside 20:** 4, vs. Maryland (11/14/15)  
**Longest Punt:** 60, vs. Nebraska (11/7/15)

**HARTBARGER'S STATISTICS**

PUNTING	G	NO.	YDS.	AVG.	LG	I20	I10	+50
2015	14	57	2434	42.7	61	21	10	17
2016	1	3	134	44.7	58	3	2	1
Career	15	60	2568	42.8	61	24	13	18

**HARTBARGER'S GAME-BY-GAME STATISTICS**

2015								
PUNTING	NO.	YDS	AVG	LG	I20	I10	50+	
Western Michigan	4	189	47.2	55	2	1	2	
Oregon	5	257	51.4	55	1	0	4	
Air Force	3	133	44.3	52	1	1	2	
Central Michigan	3	119	39.7	46	2	1	0	
Purdue	5	207	41.4	52	2	1	1	
Rutgers	2	35	17.5	24	0	0	0	
Michigan	1	33	33.0	33	0	0	0	
Indiana	4	170	42.5	56	1	1	1	
Nebraska	3	135	45.0	60	1	1	1	
Maryland	7	297	42.4	56	4	2	2	
Ohio State	5	202	40.4	51	3	1	1	
Penn State	2	83	41.5	44	1	0	0	
Iowa	4	163	40.8	61	2	0	1	
Alabama	9	411	45.7	54	1	1	1	
Totals	57	2434	42.7	61	21	10	17	

2016								
PUNTING	NO.	YDS	AVG	LG	I20	I10	50+	
Furman	3	134	44.7	58	3	2	1	
Totals	3	134	44.7	58	3	2	1	



**CAREER NOTES:** Three-year letterwinner slotted as the starting field cornerback . . . has 65 tackles, two interceptions and nine pass break-ups in 39 career games, including 17 starts.

**2016 SEASON (SENIOR):** Started at field cornerback in Furman game, registering two tackles and a career-high three pass break-ups . . . his 16 production points against the Paladins were the most by a defensive back and tied for second most on the team.

**HICKS' CAREER HIGHS**

**Tackles:** 9, vs. Penn State (11/28/15)  
**Tackles for loss:** 1, vs. Indiana (10/18/14)  
**Pass break-ups:** 3, vs. Furman, 9/2/16  
**Interceptions:** 1, twice (last vs. Maryland, 11/15/14)

**HICKS' STATISTICS**

	G/GS	UT	AT	TM	TFL	SACKS	INT	PBU	FR	FF
2013	14/0	2	0	2	0-0	0-0	0-0	0	0-0	0
2014	13/10	19	9	28	1-3	0-0	2-0	3	0-0	0
2015	11/6	18	15	33	0.5-1	0-0	0-0	3	0-0	0
2016	1/1	2	0	2	0-0	0-0	0-0	3	0-0	0
Career	39/17	41	24	65	1.5-4	0-0	2-0	9	0-0	0

**HICKS' GAME-BY-GAME STATISTICS**

2015										
DEFENSE	UT	AT	TM	TFL	SACKS	INT	PBU	FR	FF	
Western Michigan	0	1	1	0-0	0-0	0-0	0	0	0	
Oregon	0	2	2	0-0	0-0	0-0	0	0	0	
Air Force	0	2	2	0.5-1	0-0	0-0	0	0	0	
Central Michigan	0	2	2	0-0	0-0	0-0	1	0	0	
Purdue	3	1	4	0-0	0-0	0-0	1	0	0	
Rutgers	2	0	2	0-0	0-0	0-0	0	0	0	
Michigan										-DNP-INJURED-
Indiana										-DNP-INJURED-
Nebraska										-DNP-INJURED-
Maryland	2	2	4	0-0	0-0	0-0	1	0	0	
Ohio State	2	0	2	0-0	0-0	0-0	0	0	0	
Penn State	7	2	9	0-0	0-0	0-0	0	0	0	
Iowa	0	2	2	0-0	0-0	0-0	0	0	0	
Alabama	2	1	3	0-0	0-0	0-0	0	0	0	
Totals	18	15	33	0.5-1	0-0	0-0	3	0	0	

2016										
DEFENSE	UT	AT	TM	TFL	SACKS	INT	PBU	FR	FF	
Furman	2	0	2	0-0	0-0	0-0	3	0-0	0	
Totals	2	0	2	0-0	0-0	0-0	3	0-0	0	

# 2016 SPARTAN FOOTBALL GAME NOTES




**GERALD HOLMES** 6-0 | 222 | 1L  
 FLINT, MICHIGAN  
 Carman-Ainsworth  
**24** **RB**  
 JR.

**CAREER NOTES:** Fourth-year tailback will see time in the backfield for the Spartans in 2016 . . . has 125 carries for 584 yards (4.7 avg.) and eight rushing touchdowns in 17 career games.

**2016 SEASON (JUNIOR):** Saw limited action in the Furman game, mostly on special teams.

**HOLMES' CAREER HIGHS**

Carries: 22, vs. Nebraska (11/7/15)  
 Rushing Yards: 117, vs. Nebraska (11/7/15)  
 Rushing Touchdowns: 2, vs. Central Michigan (9/26/15)  
 Receptions: 3, vs. Penn State (11/28/15)  
 Receiving Yards: 36, vs. Penn State (11/28/15)

**HOLMES' STATISTICS**

RUSHING	G/GS	ATT	YDS.	AVG.	TD	LG	YPG
2014	3/0	15	44	2.9	0	8	14.7
2015	13/7	110	540	4.9	8	43	41.5
2016	1/0	0	0	0.0	0	0	0.0
Career	17/7	125	584	4.7	8	43	36.5

RECEIVING	REC.	YDS.	AVG.	TD	LG	YPG
2014	0	0	0.0	0	0	0.0
2015	10	92	9.2	0	24	7.1
2016	0	0	0.0	0	0	0.0
Career	10	92	9.2	0	24	5.8

**HOLMES' GAME-BY-GAME STATISTICS**

2015				
RUSHING	ATT	YDS	TD	LG
Western Michigan	9	54	1	20
Oregon		-DNP-		
Air Force	3	7	0	5
Central Michigan	4	22	2	11
Purdue	0	0	0	0
Rutgers	5	37	0	30
Michigan	8	33	0	7
Indiana	10	39	1	22
Nebraska	22	117	1	43
Maryland	18	83	1	14
Ohio State	14	65	1	14
Penn State	12	64	1	10
Iowa	3	13	0	10
Alabama	2	6	0	5
<b>Totals</b>	<b>110</b>	<b>540</b>	<b>8</b>	<b>43</b>

2016				
RUSHING	ATT	YDS	TD	LG
Furman	0	0	0	0



**EVAN JONES** 6-5 | 251 | 2L  
 WEST LAFAYETTE, OHIO  
 Ridgewood  
**85** **DE**  
 SR.-5

**CAREER NOTES:** Fifth-year senior . . . slotted as one of the starting defensive ends . . . has 10 tackles in 26 career games.

**2016 SEASON (SENIOR):** Made his first career start in Furman game, logging two tackles and registering his first career sack.

**JONES' CAREER HIGHS**

Tackles: 3, vs. Air Force (9/19/15)  
 Tackles for loss: 1, vs. Furman (9/2/16)  
 Sacks: 1, vs. Furman (9/2/16)

**JONES' STATISTICS**

	G/GS	UT	AT	TM	TFL	SACKS	INT	PBU	FR	FF
2014	12/0	0	1	1	0-0	0-0	0-0	0	0	0
2015	13/0	2	5	7	0.5-0	0-0	0-0	0	0	0
2016	1/1	1	1	2	1.0-5	1.0-5	0-0	0	0	0
Career	26/1	3	7	10	1.5-5	1.0-5	0-0	0	0	0



**SHANE JONES** 6-1 | 221 | 2L  
 CINCINNATI, OHIO  
 Archbishop Moeller  
**49** **LB**  
 JR.

**CAREER NOTES:** Fourth-year player is listed as a back-up Mike linebacker on the depth chart . . . has 27 tackles in 22 career games . . . former high school teammate of current Spartan wide receiver Monty Madaris.

**2016 SEASON (SENIOR):** Saw limited action in Furman game.

**JONES' CAREER HIGHS**

Tackles: 5, twice (last vs. Indiana, 10/24/15)  
 Tackles for loss: 1, vs. Air Force (9/19/15)

**JONES' STATISTICS**

	G/GS	UT	AT	TM	TFL	SACKS	INT	PBU	FR	FF
2014	8/0	2	2	4	0-0	0-0	0-0	0	0	0
2015	13/1	12	11	23	1.5-2	0-0	0-0	0	0	2
2016	1/0	0	0	0	0-0	0-0	0-0	0	0	0
Career	22/1	14	13	27	1.5-2	0-0	0-0	0	0	2



# 2016 SPARTAN FOOTBALL GAME NOTES



**CAREER NOTES:** Fifth-year senior and three-year letterwinner is slated to start at center . . . started at right tackle the past two seasons . . . has previous experience at center throughout his career during practice . . . has seen action in 39 career games, including 20 starts (18 at right tackle, one at center, one at left tackle).

**2016 SEASON (SENIOR):** Started at center for the first time in his career vs. Furman game and registered four knockdowns.



**CAREER NOTES:** Third-year player will see time in the backfield for the Spartans . . . in 12 career games, including six starts, has 514 rushing yards on 124 carries.

**2016 SEASON (JUNIOR):** Saw action in Furman game, tallying 14 yards on five carries and adding one catch for 15 yards.

### LONDON'S CAREER HIGHS

Carries: 18, vs. Oregon (9/12/15)

Rushing Yards: 103, vs. Oregon (9/12/15)

Rushing Touchdowns: 2, vs. Western Michigan (9/4/15)

### LONDON'S STATISTICS

RUSHING	G/GS	ATT	YDS.	AVG.	TD	LG	YPG
2015	11/6	119	500	4.2	3	62	45.5
2016	1/0	5	14	2.8	0	5	14.0
Career	12/6	124	514	4.1	3	62	42.8

### LONDON'S GAME-BY-GAME STATISTICS

2015				
RUSHING	ATT	YDS	TD	LG
Western Michigan	13	59	2	24
Oregon	18	103	0	62
Air Force	17	40	0	11
Central Michigan	15	73	1	12
Purdue	17	97	0	18
Rutgers	15	27	0	8
Michigan			-DNP-INJURED-	
Indiana			-DNP-INJURED-	
Nebraska			-DNP-INJURED-	
Maryland	4	6	0	4
Ohio State	2	4	0	3
Penn State	1	20	0	20
Iowa	12	60	0	12
Alabama	5	11	0	8
<b>Totals</b>	<b>119</b>	<b>500</b>	<b>3</b>	<b>62</b>

2016				
RUSHING	ATT	YDS	TD	LG
Furman	5	14	2.8	5
<b>Totals</b>	<b>5</b>	<b>14</b>	<b>2.8</b>	<b>5</b>



**CAREER NOTES:** Graduate transfer from SMU is immediately eligible to play in 2016 . . . provides depth at fullback . . . rushed for 774 yards on 228 carries in 35 career games for the Mustangs from 2013-15, including 22 starts . . . his brother, Zach, was a four-year letterwinner at SMU (2009-12) and a two-time first-team All-Conference USA selection; he has spent the past three seasons (2013-15) in the NFL with the Minnesota Vikings.

**2016 SEASON (SENIOR):** Made Spartan debut in Furman game, logging one carry for three yards to get MSU a first down on its opening drive that resulted in a TD, as well as being lead blocker for Spartans' rushing attack . . . named one of two Spartan Unsung Hero award recipients after performance in Furman game.

### LINE'S MSU CAREER HIGHS

Carries: 1, vs. Furman (9/2/16)

Rushing Yards: 3, vs. Furman (9/2/16)

### LINE'S SMU CAREER HIGHS

Carries: 20, vs. UConn (12/6/14)

Rushing Yards: 90, vs. UConn (12/6/14)

Touchdowns: 2, vs. UConn (12/6/14)

### LINE'S STATISTICS

RUSHING	G/GS	ATT	YDS.	AVG.	TD	LG	YPG
2013*	12/8	90	332	3.7	3	21	27.7
2014*	12/6	78	256	3.3	4	17	21.3
2015*	11/7	60	186	3.1	1	17	16.9
2016	1/0	1	3	3.0	0	3	3.0
Career	36/21	229	777	3.4	8	21	21.6

RECEIVING	REC.	YDS.	AVG.	TD	LG	YPG
2013*	11	56	5.1	0	13	4.7
2014*	10	41	4.1	0	10	3.4
2015*	6	51	8.5	0	12	4.6
2016	0	0	0	0	0	0
Career	32	157	4.9	0	13	4.4

\* = at SMU

### LINE'S MSU GAME-BY-GAME STATISTICS

2016				
RUSHING	ATT	YDS	TD	LG
Furman	1	3	0	3

# 2016 SPARTAN FOOTBALL GAME NOTES




**JAMAL LYLES** 6-3 | 257 | 3L  
SOUTHFIELD, MICHIGAN  
Southfield-Lathrup

**11** **TE**  
SR.-5

**CAREER NOTES:** Fifth-year senior and three-year letterwinner has 19 catches for 277 yards (14.6 avg.) and two TDs in 42 career games, including six starts . . . listed as a co-starter at tight end on the depth chart . . . graduated with his bachelor's degree in interdisciplinary studies in social science - human capital and society in May 2016.

**2016 SEASON (SENIOR):** Snared 12-yard TD catch against Furman in the fourth quarter.

**LYLES' CAREER HIGHS**

Catches: 2, three times (last vs. Purdue, 10/3/15)  
Receiving Yards: 36, vs. Purdue (10/11/14)

**LYLES' STATISTICS**

RECEIVING	G/GS	REC.	YDS.	AVG.	TD	LG	YPG
2013	14/0	5	58	11.6	0	18	4.1
2014	13/1	5	74	14.8	0	21	5.7
2015	14/5	8	133	16.6	1	26	9.5
2016	1/0	1	12	12.0	1	12	12.0
Career	42/6	19	277	14.6	2	26	6.6

**LYLES' GAME-BY-GAME STATISTICS - RECEIVING**

2016	RECEIVING	NO.	YDS	TD	LG
Furman		1	12	1	12



**MIGUEL MACHADO** 6-6 | 315 | 1L  
MIAMI, FLORIDA  
Pasadena City College

**55** **OL**  
SR.-5

**CAREER NOTES:** Third-year player is the starting right tackle for the Spartans.

**2016 SEASON (SENIOR):** Made first start of Spartan career vs. Furman, posting five knockdowns, including two dominators.



**MONTY MADARIS** 6-11 | 207 | 2L  
CINCINNATI, OHIO  
Archbishop Moeller

**88** **WR**  
SR.-5

**CAREER NOTES:** Fifth-year senior and two-year letterwinner slotted as a co-starter at split end . . . has 12 catches for 188 yards (15.7 avg.) in 24 career games . . . former high school teammate of current Spartan linebacker Shane Jones.

**2016 SEASON (SENIOR):** Made first start as a Spartan vs. Furman and nearly doubled his career receiving total, snaring five catches for career-long 85 yards, including a long of 31 yards . . . named the Spartan Offensive Player of the Week for his season-opening performance.

**MADARIS' CAREER HIGHS**

Catches: 5, vs. Furman, 9/2/16  
Receiving Yards: 85, vs. vs. Furman, 9/2/16

**MADARIS' STATISTICS**

RECEIVING	G/GS	NO.	YDS.	AVG.	TD	LG	YPG
2013	1/0	0	0	0.0	0	0	0.0
2014	12/0	5	56	11.2	0	24	4.7
2015	10/0	2	47	23.5	0	34	4.7
2016	1/1	5	85	17.0	0	31	85.0
Career	24/1	12	188	15.7	0	34	7.8

**MADARIS' GAME-BY-GAME STATISTICS - RECEIVING**

2016	RECEIVING	NO.	YDS	TD	LG
Furman		5	85	0	31



# 2016 SPARTAN FOOTBALL GAME NOTES



**MALIK McDOWELL** 6-6 | 276 | 2L  
DETROIT, MICHIGAN  
Southfield

**4** **DL**  
JR.

- BEDNARIK AWARD, LOMBARDI AWARD, NAGURSKI TROPHY AND OUTLAND TROPHY WATCH LISTS
- FIRST-TEAM PRESEASON ALL-AMERICAN (ESPN, CBS SPORTS, SI.COM, ATHLON SPORTS, SPORTING NEWS)

**CAREER NOTES:** Third-year player and two-year letterwinner is expected to be a force on the defensive line in his second year as a starter in 2016 . . . listed as the starting nose tackle on the depth chart, but has the ability to play any position on the defensive line . . . dynamic playmaker was ranked No. 7 in Athlon Sports Big Ten Player rankings . . . has played in 28 career games, including 16 consecutive starts . . . has 59 career tackles, including 18.5 for losses (81 yards) and 6.0 sacks (53 yards) . . . named to preseason watch lists for the Bednarik Award (college defensive player of the year), Lombardi Award (lineman of the year), Nagurski Trophy (defensive player of the year) and Outland Trophy (interior lineman of the year) . . . first-team preseason All-America selection by Athlon Sports, CBS Sports, ESPN.com, SI.com and Sporting News.

**2016 SEASON (JUNIOR):** Started Furman game at nose tackle, logging three tackles, including one for loss and tallied one QB hurry . . . earned Spartan Defensive Player of the Week award and also posted 16 production points to top defensive linemen and tie for second on defense.

### MCDOWELL'S CAREER HIGHS

**Tackles:** 8, vs. Maryland (11/14/15)

**Tackles for loss:** 4.5, vs. Maryland (11/14/15)

**Sacks:** 1, five times (last vs. Penn State, 11/28/15)

### MCDOWELL'S STATISTICS

	G/GS	UT	AT	TM	TFL	SACKS	INT	PBU	FR	FF
2014	13/1	10	5	15	4.5-21	1.5-15	0-0	0	0-0	0
2015	14/14	21	20	41	13-54	4.5-38	1-13	0	0-0	2
2016	1/1	1	2	3	1.0-6	0-0	0-0	0	0-0	0
Career	28/16	32	27	59	18.5-81	6-53	1-13	0	0-0	2

### MCDOWELL'S GAME-BY-GAME STATISTICS

2015	DEFENSE	UT	AT	TM	TFL	SACKS	INT	PBU	FR	FF
Western Michigan	1	0	1	1-10	1-10	0-0	0	0	0	0
Oregon	0	3	3	0-0	0-0	0-0	0	0	0	0
Air Force	1	5	6	0-0	0-0	0-0	0	0	0	0
Central Michigan	0	1	1	0-0	0-0	0-0	0	0	0	0
Purdue	5	1	6	2-7	1-6	0-0	0	0	1	1
Rutgers	2	0	2	2-11	1-10	0-0	0	0	0	0
Michigan	2	1	3	1-1	0-0	0-0	0	0	0	0
Indiana	1	2	3	0-0	0-0	0-0	0	0	0	0
Nebraska	0	2	2	0-0	0-0	0-0	0	0	0	0
Maryland	5	3	8	4.5-14	0.5-2	0-0	0	0	1	1
Ohio State	1	0	1	0-0	0-0	0-0	0	0	0	0
Penn State	1	0	1	1-10	1-10	1-13	0	0	0	0
Iowa	0	2	2	0.5-0	0-0	0-0	0	0	0	0
Alabama	2	0	2	1-2	0-0	0-0	0	0	0	0
Totals	21	20	41	13-54	4.5-38	1-13	0	0	2	2

2016	DEFENSE	UT	AT	TM	TFL	SACKS	INT	PBU	FR	FF
Furman	1	2	3	1.0-6	0-0	0-0	0	0	0-0	0



**BENNY MCGOWAN** 6-3 | 333 | 3L  
CENTERVILLE, OHIO  
Centerville

**75** **OG**  
SR.-5

**CAREER NOTES:** Fifth-year senior and two-year letterwinner has played in 28 career games, including eight starting assignments . . . listed as a co-starter at right guard . . . can also play center . . . two-time Academic All-Big Ten selection graduated with his bachelor's degree in criminal justice in May 2016.

**2016 SEASON (SENIOR):** Saw action at center against Furman, logging four knock-downs, including one dominator.



**GRAYSON MILLER** 6-3 | 208 | 1L  
GEORGETOWN, KENTUCKY  
Scott

**44** **S**  
SO.

**CAREER NOTES:** Second-year player will compete for playing time at safety . . . also saw action at linebacker during spring practice . . . on the final play of the game at Michigan last season, hit Wolverine punter Blake O'Neill after a botched snap, popping the ball loose and into the hands of Jalen Watts-Jackson, who returned the fumble 38 yards for the game-winning touchdown as time expired in the MSU's 27-23 victory . . . father John was a four-year letterwinner at Michigan State (1985-88) and earned first-team All-Big Ten honors as a safety twice (1987-88).

**2016 SEASON (SOPHOMORE):** Saw limited action vs. Furman.

### MILLER'S CAREER HIGHS

**Tackles:** 6, twice (last vs. Indiana, 10/24/15)

**Tackles for loss:** 1, vs. Michigan (10/17/15)

**Interceptions:** 1, vs. Indiana (10/24/15)

### MILLER'S STATISTICS

	G/GS	UT	AT	TM	TFL	SACKS	INT	PBU	FR	FF
2015	12/4	16	8	24	1-1	0-0	1-0	0	0	0
2016	1/0	0	0	0	0-0	0-0	0-0	0	0	0
Career	13/5	16	8	24	1-1	0-0	1-0	0	0	0

# 2016 SPARTAN FOOTBALL GAME NOTES



**CAREER NOTES:** Third-year player enters his second year as a starting safety . . . two-year letterwinner has seen action in 28 games, including 14 starts . . . has 120 career tackles . . . preseason All-Big Ten selection by Athlon Sports (first team).

**2016 SEASON (JUNIOR):** Started at field safety vs. Furman, logging six tackles with two pass break-ups, earning Spartan Defensive Attack Force Player of the Week honors after posting 16 production points to tie for top production points by a defensive back and tying for second on MSU defense.

**NICHOLSON'S CAREER HIGHS**

**Tackles:** 9, twice (last vs. Penn State, 11/28/15)  
**Tackles for loss:** 1, twice (last vs. Penn State, 11/28/15)  
**Interceptions:** 1, three times (last vs. Maryland, 11/14/15)

**NICHOLSON'S STATISTICS**

	G/GS	UT	AT	TM	TFL	SACKS	INT	PBU	FR	FF
2014	13/3	18	13	31	0-0	0-0	0-0	0	2-0	0
2015	14/10	52	31	83	2.5-6	0-0	3-60	2	0-0	1
2016	1/1	2	4	6	0-0	0-0	0-0	2	0-0	0
Career	28/14	72	48	120	2.5-6	0-0	3-60	4	2-0	1

**NICHOLSON'S GAME-BY-GAME STATISTICS**

2015	DEFENSE	UT	AT	TM	TFL	SACKS	INT	PBU	FR	FF
Western Michigan	4	3	7	1-2	0-0	1-0	0	0	0	0
Oregon	3	2	5	0-0	0-0	1-30	0	0	0	0
Air Force	4	2	6	0.5-1	0-0	0-0	0	0	0	0
Central Michigan	4	1	5	0-0	0-0	0-0	0	0	0	0
Purdue	1	1	2	0-0	0-0	0-0	0	0	0	0
Rutgers	5	0	5	0-0	0-0	0-0	0	0	0	0
Michigan	1	1	2	0-0	0-0	0-0	0	0	0	0
Indiana	4	1	5	0-0	0-0	0-0	0	0	0	0
Nebraska	1	5	6	0-0	0-0	0-0	1	0	0	0
Maryland	5	4	9	0-0	0-0	1-30	0	0	0	0
Ohio State	5	3	8	0-0	0-0	0-0	0	0	0	0
Penn State	5	4	9	1-3	0-0	0-0	1	0	1	1
Iowa	3	4	7	0-0	0-0	0-0	0	0	0	0
Alabama	7	0	7	0-0	0-0	0-0	0	0	0	0
Totals		52	31	83	2.5-6	0-0	3-60	2	0	1

2016	DEFENSE	UT	AT	TM	TFL	SACKS	INT	PBU	FR	FF
Furman	2	4	6	0-0	0-0	0-0	0-0	2	0-0	0
Totals		2	4	6	0-0	0-0	0-0	2	0-0	0



# 2016 SPARTAN FOOTBALL GAME NOTES



**CAREER NOTES:** Fifth-year senior and three-year letterwinner was named starting quarterback in preseason camp . . . has spent the past three seasons as the back-up quarterback, behind Connor Cook . . . selected as one of three team captains in vote by team . . . has completed 47-of-72 passes (.653) for 564 yards, seven touchdowns and three interceptions in 15 career games (13 at quarterback; two at punter), with two career starts (2-0 record) . . . also has rushed for 105 yards and two TDs on 34 carries (3.1 avg.) . . . three-time Academic All-Big Ten honoree . . . graduated with a bachelor's degree in supply chain management in December 2015 . . . scheduled to graduate with his master's degree in marketing research in December 2016.

**2016 SEASON (SENIOR):** In his first career home start, recorded career highs for completions (13), pass attempts (18), passing yards (190) and passing touchdowns (3) in win over Furman.

### O'CONNOR'S CAREER HIGHS

Pass Attempts: 18, vs. Furman (9/2/16)  
 Pass Completions: 13, vs. Furman (9/2/16)  
 Passing Yards: 190, vs. Furman (9/2/16)  
 Passing TDs: 3, vs. Furman (9/2/16)

Punts: 4, vs. Michigan (10/17/15)  
 Punting Yards: 153, vs. Michigan (10/17/15)  
 Punting Avg. (Min. 4): 38.2, vs. Michigan (10/17/15)  
 Longest Punt: 46, vs. Michigan (10/17/15)

### O'CONNOR'S STATISTICS

PASSING	G/GS	COMP	ATT	INT	PCT	YDS	YPG	TD	LG
2013	3/0	9	14	0	.643	90	30.0	0	18
2014	5/0	12	16	1	.750	151	30.2	2	33
2015	6/1	13	24	1	.542	133	22.2	2	36
2016	1/1	13	18	1	.722	190	190.0	3	31
Career	15/2	47	72	3	.653	564	37.6	7	36

RUSHING	NO.	YDS.	AVG.	TD	LG	YPG
2013	8	24	3.0	0	10	8.0
2014	6	22	3.7	2	12	4.4
2015	14	48	3.4	0	11	8.0
2016	6	11	1.8	0	9	11.0
Career	34	105	3.1	2	12	7.0

PUNTING	G	NO.	YDS.	AVG.	LG	I20	I10	+50
2015	2	5	192	38.4	46	1	1	0

### O'CONNOR'S GAME-BY-GAME STATISTICS

2015	COMP	ATT	INT	PCT	YDS	TD	LG
Western Michigan				-DNP-			
Oregon				-DNP-			
Air Force				-DNP-			
Central Michigan				-DNP-			
Purdue				-DNP-			
Rutgers				(saw action at punter)			
Michigan				(saw action at punter)			
Indiana	0	0	0	.000	0	0	0
Nebraska				-DNP-			
Maryland	6	11	1	.545	44	1	14
Ohio State	7	12	0	.583	89	1	36
Penn State	0	1	0	.000	0	0	0
Iowa				-DNP-			
Alabama				-DNP-			
<b>Totals</b>	<b>13</b>	<b>24</b>	<b>1</b>	<b>.542</b>	<b>133</b>	<b>2</b>	<b>36</b>

2016	COMP	ATT	INT	PCT	YDS	TD	LG
Ohio State	13	18	1	.722	190	3	31

PUNTING	NO.	YDS	AVG	LG	I20	I10	50+
Rutgers	1	39	39.0	39	1	1	0
Michigan	4	153	38.4	46	0	0	0
<b>Totals</b>	<b>5</b>	<b>973</b>	<b>42.3</b>	<b>46</b>	<b>1</b>	<b>1</b>	<b>0</b>



**CAREER NOTES:** Highly decorated first-year player expected to make immediate contributions to defensive line.

**2016 SEASON (FRESHMAN):** Saw action against Furman.

# 2016 SPARTAN FOOTBALL GAME NOTES



- ALLSTATE AFCA GOOD WORKS TEAM NOMINEE
- NATIONAL FOOTBALL FOUNDATION NATIONAL SCHOLAR-ATHLETE NOMINEE
- MACKEY AWARD WATCH LIST

**CAREER NOTES:** Fifth-year senior and three-year letterwinner has 67 catches for 872 yards (13.0 avg.) and 17 touchdowns in 40 career games, including 15 starts . . . ranks first in school history among tight ends with 17 career TD receptions, which also ranks seventh among all players in school history . . . preseason All-Big Ten selection by Athlon Sports (second team) . . . named to preseason watch list for the Mackey Award (nation's most outstanding tight end) . . . has been nominated for the Allstate AFCA Good Works Team, recognizing college football players who exemplify a superior commitment to community service and volunteerism, the past two years . . . nominated for the National Football Foundation National Scholar-Athlete Award . . . named to the Wuerffel Trophy Watch List for the second year in a row (for community service combined with athletic and academic achievement) . . . three-time Academic All-Big Ten selection.

**2016 SEASON (SENIOR):** Recorded his first career TD catch of more than 20 yards with a 21-yard TD reception in the season opener vs. Furman.

#### PRICE'S CAREER HIGHS

Catches: 5, twice (last vs. Ohio State, 11/8/14)

Receiving Yards: 83, vs. Indiana (10/18/14)

TD Catches: 1, 17 times

#### SPARTAN TIGHT ENDS - MOST TD RECEPTIONS

1. Josiah Price (2013-SA): 17
2. Chris Baker (1998-2001): 13

#### PRICE'S STATISTICS

RECEIVING	G/GS	REC.	YDS.	AVG.	TD	LG	YPG
2013	14/6	17	210	12.4	4	39	15.0
2014	13/6	26	374	14.4	6	67	28.8
2015	12/3	23	267	11.6	6	31	22.2
2016	1/0	1	21	21.0	1	21	21.0
Career	40/15	67	872	13.0	17	67	21.8

#### PRICE'S GAME-BY-GAME STATISTICS

2014	RECEIVING	NO.	YDS	TD	LG
Jacksonville State	3	54	0	32	
Oregon	5	51	1	17	
Eastern Michigan	0	0	0	0	
Wyoming	1	19	1	19	
Nebraska	1	21	0	21	
Purdue	2	16	1	14	
Indiana	3	83	1	67	
Michigan	1	14	0	14	
Ohio State	5	72	1	20	
Maryland	2	17	0	10	
Rutgers	0	0	0	0	
Penn State	0	0	0	0	
Baylor	3	27	1	10	
Totals	26	374	6	67	

2015	RECEIVING	NO.	YDS	TD	LG
Western Michigan	3	49	1	25	
Oregon	2	23	1	12	
Air Force	1	15	1	15	
Central Michigan	1	5	1	5	
Purdue			-DNP-INJURED-		
Rutgers			-DNP-INJURED-		
Michigan	1	7	0	7	
Indiana	3	51	1	31	
Nebraska	2	21	0	16	
Maryland	2	11	0	11	
Ohio State	0	0	0	0	
Penn State	3	33	1	16	
Iowa	1	13	0	13	
Alabama	4	39	0	18	
Totals	23	267	6	25	

2016	RECEIVING	NO.	YDS	TD	LG
Furman	1	21	1	21	
Totals	1	21	1	21	



**CAREER NOTES:** Fourth-year player and two-year letterwinner can play any linebacker position . . . started all 14 games at Sam linebacker in 2015, but also saw action at Star linebacker in spring practice with the anticipation of Ed Davis returning to the field at Sam in 2016 . . . played middle linebacker his first two seasons on the team . . . has 88 tackles in 22 career games, including 14 starts.

#### RESCHKE'S CAREER HIGHS

Tackles: 11, vs. Oregon (9/12/15)

Tackles for loss: 1.5, vs. Nebraska (11/7/15)

Sacks: 1, twice (last vs. Ohio State, 11/21/15)

#### RESCHKE'S STATISTICS

	G/GS	UT	AT	TM	TFL	SACKS	INT	PBU	FR	FF
2014	8/0	6	7	13	0-0	0-0	0-0	0	0-0	2
2015	14/14	31	44	75	5.5-16	2-10	0-0	2	0-0	0
Career	22/14	37	51	88	5.5-16	2-10	0-0	2	0-0	2





# 2016 SPARTAN FOOTBALL GAME NOTES

## RESCHKE'S GAME-BY-GAME STATISTICS

2015	UT	AT	TM	TFL	SACKS	INT	PBU	FR	FF
DEFENSE									
Western Michigan	6	3	9	0-0	0-0	0-0	0	0	0
Oregon	2	9	11	0-0	0-0	0-0	0	0	0
Air Force	1	3	4	0.5-0	0-0	0-0	0	0	0
Central Michigan	3	1	4	1-2	0-0	0-0	0	0	0
Purdue	3	2	5	1-2	1-2	0-0	0	0	0
Rutgers	4	1	5	0-0	0-0	0-0	0	0	0
Michigan	0	4	4	0-0	0-0	0-0	1	0	0
Indiana	2	4	6	0-0	0-0	0-0	1	0	0
Nebraska	2	4	6	1.5-2	0-0	0-0	0	0	0
Maryland	2	5	7	0-0	0-0	0-0	0	0	0
Ohio State	4	2	6	1-8	1-8	0-0	0	0	0
Penn State	0	3	3	0.5-2	0-0	0-0	0	0	0
Iowa	2	2	4	0-0	0-0	0-0	0	0	0
Alabama	0	1	1	0-0	0-0	0-0	0	0	0
Totals	31	44	75	5.5-16	2-10	0-0	2	0	0



### • PAUL HORNUNG AWARD WATCH LIST

**CAREER NOTES:** Fourth-year player figures to see an expanded role in the offense his senior season in 2016 . . . listed by ESPN.com as MSU's most underrated player . . . slotted as a starting flanker . . . named to the Paul Hornung Award Watch List (nation's most versatile player) . . . preseason All-Big Ten selection by Athlon Sports (third team) . . . has spent the past three seasons returning kickoffs . . . has played in 41 career games, including 12 starts . . . multi-dimensional player has collected 2,592 all-purpose yards (63.2 ypg) . . . has scored 11 career touchdowns (six receiving, four rushing, one kick return) . . . has 67 carries for 460 rushing yards (6.9 avg.) and four touchdowns . . . has 63 career catches for 682 yards (10.8 avg.) and six touchdowns . . . ranks sixth in MSU history in kick return yards (1,425) and seventh in kick returns (60) . . . mother Erin Broome played guard on the Wisconsin women's basketball team (1992-93) . . . father Rodney Shelton played football for the Badgers (lettered in 1991).

**2016 SEASON (SENIOR):** Started at flanker vs. Furman, getting one rush for 32 yards, adding two punt returns for 19 yards and one kick return of 18 yards; finished with 69 all-purpose yards.



**CAREER NOTES:** Second-year player is the starting tailback . . . figures to play a prominent role on offense in 2016 following a successful freshman campaign . . . preseason All-Big Ten selection by Athlon Sports (second team).

**2016 SEASON (SOPHOMORE):** Started at tailback vs. Furman and reeled off his second 100-yard rushing outing of his career with 105 yards on 20 carries (5.3 avg.) with one TD.

### SCOTT'S CAREER HIGHS

Carries: 22, vs. Iowa (12/5/15)  
 Rushing Yards: 146, vs. Purdue (10/3/15)  
 Rushing Touchdowns: 2, four times (last vs. Michigan, 10/17/15)

### SCOTT'S STATISTICS

RUSHING	G/GS	ATT	YDS.	AVG.	TD	LG	YPG
2015	14/1	146	699	4.8	11	38	49.9
2016	1/1	20	105	5.3	1	21	105.0
Career	15/2	166	804	4.8	12	38	53.6

RECEIVING	REC.	YDS.	AVG.	TD	LG	YPG
2015	3	15	5.0	0	9	1.2

### SCOTT'S GAME-BY-GAME STATISTICS

2015	ATT	YDS	TD	LG
RUSHING				
Western Michigan	13	77	0	17
Oregon	11	76	2	38
Air Force	11	23	0	6
Central Michigan	8	54	0	29
Purdue	18	146	2	30
Rutgers	9	42	2	16
Michigan	8	16	2	11
Indiana	11	68	1	26
Nebraska	3	5	0	5
Maryland	2	12	0	15
Ohio State	13	58	0	20
Penn State	11	41	1	7
Iowa	22	73	1	10
Alabama	6	8	0	3
Totals	146	699	11	38

2016	ATT	YDS	TD	LG
RUSHING				
Furman	20	105	1	21

### SHELTON'S CAREER HIGHS

Carries: 4, twice (last vs. Purdue, 10/11/14)  
 Rushing Yards: 40, vs. Indiana (10/12/13)  
 Rushing Touchdowns: 1, four times (last vs. Baylor, 1/1/15)  
 Receptions: 6, twice (last vs. Indiana, 10/24/15)  
 Receiving Yards: 76, vs. Indiana (10/24/15)  
 TD Receptions: 2, vs. Indiana (10/24/15)  
 Kick Return Yards: 135, vs. Penn State (11/29/14)  
 Kick Return: 90, vs. Penn State (11/29/14)  
 All-Purpose Yards: 209, vs. Oregon (9/6/14)

### SHELTON'S STATISTICS

RUSHING	G/GS	ATT	YDS.	AVG.	TD	LG	YPG
2013	13/4	21	153	7.3	2	35	11.8
2014	13/2	21	148	7.0	2	30	11.4
2015	14/5	24	127	5.3	0	18	9.1
2016	1/1	1	32	32.0	0	32	32.0
Career	41/12	67	460	6.9	4	35	11.2

RECEIVING	REC.	YDS.	AVG.	TD	LG	YPG
2013	4	6	1.5	0	7	0.5
2014	16	173	10.8	2	24	13.3
2015	43	503	11.7	4	29	35.9
2016	0	0	0.0	0	0	0.0
Career	63	682	10.8	6	29	17.0

KICKOFF RETURNS	ATT	YDS.	AVG.	TD	LG
2013	9	199	22.1	0	36
2014	31	793	25.5	1	90
2015	19	415	21.8	0	58
2016	1	18	18.0	0	18
Career	60	1,425	23.8	1	90

# 2016 SPARTAN FOOTBALL GAME NOTES



## SHELTON'S GAME-BY-GAME STATISTICS - RECEIVING

2015	RECEIVING	NO.	YDS	TD	LG
Western Michigan	2	13	0	7	
Oregon	2	-1	0	0	
Air Force	5	68	0	19	
Central Michigan	0	0	0	0	
Purdue	3	31	1	23	
Rutgers	5	55	0	29	
Michigan	4	58	0	27	
Indiana	6	76	2	22	
Nebraska	4	41	0	23	
Maryland	3	35	0	21	
Ohio State	0	0	0	0	
Penn State	4	74	1	29	
Iowa	3	34	0	17	
Alabama	2	19	0	12	
<b>Totals</b>	<b>43</b>	<b>503</b>	<b>4</b>	<b>29</b>	

2016	RECEIVING	NO.	YDS	TD	LG
Furman	0	0	0	0	



**CAREER NOTES:** Fifth-year graduate transfer from Delaware State is immediately eligible to play in 2016 . . . played in 31 games for the Hornets, including 14 starts (13 at defensive end, one at wide receiver) . . . in his two seasons on defense, recorded 110 tackles, including 32.5 for losses (155 yards) and 13 sacks (94 yards).

**2016 SEASON (SENIOR):** Made Spartan debut vs. Furman, seeing action at defensive end.

### SHERROD'S CAREER HIGHS (AT DELAWARE STATE)

**Tackles:** 7, six times (last vs. Howard, 11/21/15)  
**Tackles for loss:** 4.5, vs. Howard (11/21/15)  
**Sacks:** 2.5, vs. Howard (11/21/15)

### SHERROD'S STATISTICS (AT DELAWARE STATE)

DEFENSE	G/GS	UT	AT	TM	TFL	SACKS	INT	PBU	FR	FF
2014	10/2	19	27	46	7.5-39	5-33	1-27	1	1-0	1
2015	11/11	45	19	64	25-116	8-61	0	1	2-1	2
<b>Career</b>	<b>21/13</b>	<b>64</b>	<b>46</b>	<b>110</b>	<b>32.5-155</b>	<b>13-94</b>	<b>1-27</b>	<b>2</b>	<b>3-1</b>	<b>3</b>

RECEIVING	G/GS	REC.	YDS.	AVG.	TD	LG	YPG
2013	10/1	6	50	8.3	0	12	5.0



**CAREER NOTES:** Second-year player who will contend for starting spot field cornerback.

**2016 SEASON (SOPHOMORE):** Stared at boundary cornerback vs. Furman, logging one QB hurry.

### SMITH'S CAREER HIGHS

**Tackles:** 2, twice (last vs. Alabama, 12/31/15)  
**Pass Break-ups:** 1, vs. Maryland (11/14/15)

### SMITH'S STATISTICS

	G/GS	UT	AT	TM	TFL	SACKS	INT	PBU	FR	FF
2015	7/1	2	3	5	0-0	0-0	0-0	1	0-0	0
2016	1/1	0	0	0	0-0	0-0	0-0	0	0-0	0
<b>Career</b>	<b>8/2</b>	<b>2</b>	<b>3</b>	<b>5</b>	<b>0-0</b>	<b>0-0</b>	<b>0-0</b>	<b>1</b>	<b>0-0</b>	<b>0</b>



**CAREER NOTES:** Second-year player is expected to see significant playing time for the Spartans at wide receiver and kick returner.

**2016 SEASON (REDSHIRT-FRESHMAN):** Saw action vs. Furman, tallying two kick returns for 52 yards, with a long of 27 yards, as well as one rush for one yard.

### STEWART'S CAREER HIGHS

**Carries:** 1, vs. Furman (9/2/16)  
**Rushing Yards:** 1, vs. Furman (9/2/16)  
**Kick Return Yards:** 52, vs. Furman (9/2/16)  
**Kick Return:** 27, vs. Furman (9/2/16)  
**All-Purpose Yards:** 53, vs. Furman (9/2/16)

### STEWART'S STATISTICS


RUSHING	G/GS	ATT	YDS.	AVG.	TD	LG	YPG
2016	1/0	1	1	1.0	0	1	1.0

RECEIVING	REC.	YDS.	AVG.	TD	LG	YPG
2016	0	0	0.0	0	0	0.0

KICKOFF RETURNS	ATT	YDS.	AVG.	TD	LG
2016	2	52	26.0	0	27



# 2016 SPARTAN FOOTBALL GAME NOTES



**CAREER NOTES:** Fourth-year player and two-year letterwinner is the back-up quarterback . . . has 130 rushing yards on 33 carries (3.9 avg.) and has completed 14-of-26 passes for 103 yards in 15 career games . . . led the White to a win in the spring game after completing 6-of-12 passes for 70 yards.

### TERRY'S CAREER HIGHS

Pass Attempts: 8, vs. Eastern Michigan (9/20/14)

Pass Completions: 6, vs. Wyoming (9/27/14)

Passing Yards: 56, vs. Wyoming (9/27/14)

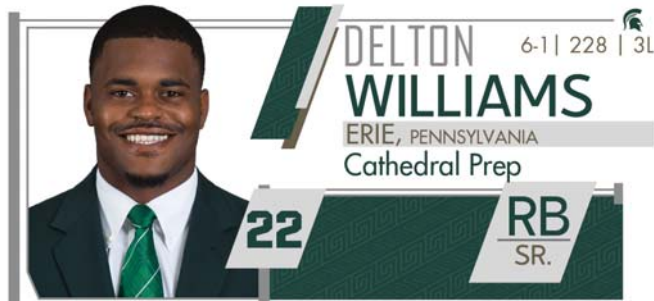
Rushing Yards: 25, vs. Ohio State (11/21/15)

Carries: 8, vs. Ohio State (11/21/15)

### TERRY'S STATISTICS

PASSING	G/GS	COMP	ATT	INT	PCT	YDS	YPG	TD	LG
2014	5/0	12	19	0	.632	88	17.6	0	17
2015	10/0	2	7	0	.286	15	1.5	0	13
Career	15/0	14	26	0	.538	103	6.9	0	17

RUSHING	ATT	YDS.	AVG.	TD	LG	YPG
2014	12	62	5.2	0	15	12.4
2015	21	68	3.2	0	14	6.8
Career	33	130	3.9	0	15	8.7



**CAREER NOTES:** Fourth-year senior has rushed for 610 yards on 118 carries (5.2 avg.) with seven touchdowns in 32 career games . . . also has seven catches for 60 yards (8.6 avg.) . . . made the transition from tailback to fullback in spring practice . . . will still compete for carries in the backfield.

### WILLIAMS' CAREER HIGHS

Carries: 12, vs. Indiana (10/12/13)

Rushing Yards: 103, vs. Eastern Michigan (9/20/14)

Rushing Touchdowns: 3, vs. Eastern Michigan (9/20/14)

### WILLIAMS' STATISTICS

RUSHING	G/GS	ATT	YDS.	AVG.	TD	LG	YPG
2013	9/0	38	238	6.3	1	42	26.4
2014	13/0	54	316	5.9	5	80	24.3
2015	9/0	26	56	2.2	1	6	6.2
2016	1/0	0	0	0.0	0	0	0.0
Career	32/0	118	610	5.2	7	80	19.1

RECEIVING	REC.	YDS.	AVG.	TD	LG	YPG
2013	2	13	6.5	0	9	1.4
2014	3	32	10.7	0	17	2.5
2015	2	15	7.5	0	8	1.7
2016	0	0	0.0	0	0	0.0
Career	7	60	8.6	0	17	1.9

### WILLIAMS' GAME-BY-GAME STATISTICS

2013	ATT	YDS	TD	LG
RUSHING				
Western Michigan		-DNP-		
South Florida		-DNP-		
Youngstown State		-DNP-		
Notre Dame		-DNP-		
Iowa	9	32	0	11
Indiana	12	92	0	37
Purdue	3	8	0	8
Illinois	5	78	1	42
Michigan	2	5	0	4
Nebraska	3	8	0	6
Northwestern	2	6	0	4
Minnesota	1	6	0	6
Ohio State	1	3	0	3
Stanford		-DNP-		
<b>Totals</b>	<b>38</b>	<b>238</b>	<b>1</b>	<b>42</b>

2014	ATT	YDS	TD	LG
RUSHING				
Jacksonville State	5	3	0	3
Oregon	0	0	0	0
Eastern Michigan	10	103	3	80
Wyoming	9	34	1	14
Nebraska	0	0	0	0
Purdue	4	44	0	30
Indiana	5	55	1	23
Michigan	3	20	0	11
Ohio State	4	20	0	7
Maryland	6	34	0	12
Rutgers	6	1	0	2
Penn State	2	2	0	3
Baylor	0	0	0	0
<b>Totals</b>	<b>54</b>	<b>316</b>	<b>5</b>	<b>80</b>

2015	ATT	YDS	TD	LG
RUSHING				
Western Michigan		-DNP-		
Oregon		-DNP-		
Air Force		-DNP-		
Central Michigan		-DNP-		
Purdue		-DNP-		
Rutgers	2	6	0	6
Michigan	8	15	0	4
Indiana	6	0	1	2
Nebraska	1	1	0	1
Maryland	1	3	0	3
Ohio State	2	7	0	5
Penn State	4	18	0	6
Iowa	0	0	0	0
Alabama	2	6	0	5
<b>Totals</b>	<b>26</b>	<b>56</b>	<b>1</b>	<b>6</b>

# 2016 SPARTAN FOOTBALL GAME NOTES



**CAREER NOTES:** Graduate transfer from Nebraska is immediately eligible to play for the Spartans in 2016 . . . received a sixth year of eligibility from the NCAA in November 2015 due to knee injuries, which prevented him from playing in 2011 and 2013 . . . will see playing time along the interior of the defensive line . . . played in 23 games for the Huskers, including four starts, during the 2012 (five games), 2014 (10 games) and 2015 (eight games) seasons . . . recorded 27 tackles at Nebraska, including 10 for losses (37 yards) and three sacks (28 yards).

**2016 SEASON (SENIOR):** Made Spartan debut vs. Furman, logging two tackles and being selected as one of Spartan Unsung Hero Award honorees.

**WILLIAMS' CAREER HIGHS (AT NEBRASKA)**

Tackles: 6, vs. Iowa (11/28/14)

Tackles for loss: 3, vs. Northwestern (10/18/14)

Sacks: 2.5, vs. Northwestern (10/18/14)

**WILLIAMS' STATISTICS**

	G/GS	UT	AT	TM	TFL	SACKS	INT	PBU	FR	FF
2012*	5/0	1	3	4	1-1	0-0	0	0	0	0
2013*					-DNP-INJURED-					
2014*	10/2	5	14	19	8-34	3-28	0	0	0	0
2015*	8/2	1	3	4	1-2	0-0	0	0	1	0
2016	1/1	0	2	2	0-0	0-0	0	0	0	0
Career	24/5	7	22	29	10-37	3-28	0	0	1	0

\* = AT NEBRASKA



**CAREER NOTES:** Second-year player will see playing time at defensive tackle following a successful spring season.

**2016 SEASON (RED-SHIRT FRESHMAN):** Made Spartan debut vs. Furman, recording three tackles.

**WILLIAMS' CAREER HIGHS**

Tackles: 3, vs. Furman (9/2/16)

**WILLIAMS' STATISTICS**

	G/GS	UT	AT	TM	TFL	SACKS	INT	PBU	FR	FF
2016	1/0	3	0	3	0-0	0-0	0	0	0	0

**CAREER NOTES:** Second-year player is listed as a back-up boundary safety, behind Montae Nicholson.

**2016 SEASON (SOPHOMORE):** Logged four tackles vs. Furman.

**WILLIS' CAREER HIGHS**

Tackles: 4, twice (last vs. Furman, 9/2/16)

**WILLIS' STATISTICS**

	G/GS	UT	AT	TM	TFL	SACKS	INT	PBU	FR	FF
2015	9/3	2	9	11	0-0	0-0	0-0	1	0	0
2016	1/0	2	2	4	0-0	0-0	0-0	0	0	0
Career	10/3	4	11	15	0-0	0-0	0-0	1	0	0

**WILLIS' GAME-BY-GAME STATISTICS**

2015

DEFENSE	UT	AT	TM	TFL	SACKS	INT	PBU	FR	FF
Western Michigan				-DNP-					
Oregon				-DNP-					
Air Force				-DNP-					
Central Michigan	0	0	0	0-0	0-0	0	1	0	0
Purdue	0	0	0	0-0	0-0	0	0	0	0
Rutgers	0	0	0	0-0	0-0	0	0	0	0
Michigan	1	2	3	0-0	0-0	0	0	0	0
Indiana	0	4	4	0-0	0-0	0	0	0	0
Nebraska	0	0	0	0-0	0-0	0	0	0	0
Maryland	0	1	1	0-0	0-0	0	0	0	0
Ohio State	1	1	2	0-0	0-0	0	0	0	0
Penn State	0	1	1	0-0	0-0	0	0	0	0
Iowa				-DNP-INJURED-					
Alabama				-DNP-INJURED-					
Totals	2	9	11	0-0	0-0	0	1	0	0

2016

DEFENSE	UT	AT	TM	TFL	SACKS	INT	PBU	FR	FF
Furman	2	2	4	0-0	0-0	0-0	0	0	0



# 2016 SPARTAN FOOTBALL GAME NOTES

## GAME 1 • NO. 12/11 MICHIGAN STATE 28, FURMAN 13

Game 1 | Michigan State 28, Furman 13  
Sept. 2, 2016 • East Lansing, Mich.  
Spartan Stadium • Att: 74,516

SCORE BY QUARTERS	1	2	3	4	F
Furman (0-1)	0	3	3	7	- 13
Michigan State (1-0)	7	7	7	7	- 28

*Play-by-play, post-game quotes and notes available at msuspartans.com.*

**EAST LANSING, Mich. (AP)** - Tyler O'Connor threw for 190 yards and three touchdowns, as No. 12 Michigan State opened the season with a win over Furman 28-13 on Sept. 2, 2016.

O'Connor went 13-of-18, an efficient performance in his second career start. The fifth-year senior is taking over as Michigan State's No. 1 quarterback after spending the past three seasons backing up Connor Cook. LJ Scott added 105 yards and a touchdown on the ground.

Down 21-13, Furman took over at the Michigan State 44 with 11:49 remaining after O'Connor's pass was intercepted. But P.J. Blazejowski's pass was picked off on the very next play - linebacker Andrew Dowell made a diving, one-handed grab to give the Spartans the ball back.

O'Connor threw a 12-yard touchdown pass to Jamal Lyles with 4:55 remaining to make it 28-13.

The Spartans have won 18 home openers in a row.

Michigan State had 10 penalties for 120 yards, which was part of the reason the Spartans had trouble putting the game away earlier.

It was MSU's first-ever meeting with Furman.

With the victory over Furman, MSU improved to 81-36-3 all-time in season openers, including a 16-2 record in its last 18 games. The Spartans have won their last eight season openers.

Michigan State improved to 99-21 all-time in home openers, including an 18-game winning streak that began in 1999 with a win over Oregon. The 18-game home-opening winning streak is the third-longest active streak in the nation. Mark Dantonio is 10-0 in home openers at MSU.

Dantonio has compiled an 11-2 record in 13 season-opening games as a head coach. Dantonio is 9-1 in season-opening games at MSU.

### SCORING SUMMARY

#### FIRST QUARTER

MSU (7-0) Scott 1 yd run (Geiger kick), 11:19 left  
Drive: 7 plays, 76 yards, 3:41

#### SECOND QUARTER

MSU (14-0) Davis 13-yard pass from O'Connor (Geiger kick), 3:19 left  
Drive: 8 plays, 57 yards, 3:28  
FUR (3-14) Hollingsworth 20-yard field goal, 0:15 left  
Drive: 13 plays, 72 yards, 3:04

#### THIRD QUARTER

FUR (6-14) Hollingsworth 23-yard field goal, 7:34 left  
Drive: 9 plays, 29 yards, 3:54  
MSU (21-6) Price 21-yard pass from O'Connor (Geiger kick), 4:26 left  
Drive: 5 plays, 58 yards, 3:02

#### FOURTH QUARTER

FUR (13-21) Wilcox 6-yard run (Hollingsworth kick), 13:37  
Drive: 11 plays, 73 yards, 5:42  
MSU (28-13) Lyles 12-yard pass from O'Connor (Geiger kick), 4:55  
Drive: 12 plays, 60 yards, 6:49

### TEAM STATISTICS

	MSU	FUR
First Downs	19	18
Rushes-Yards	40-171	33-87
Passing Yards	190	139
Passes	13-18-1	16-31-1
Total Offense	58-361	64-226
Punts-Avg.	3-44.7	5-37.8
Fumbles-Lost	1-1	2-0
Penalties-Yards	10-120	4-34
Possession Time	30:29	29:1

### INDIVIDUAL STATISTICS

#### RUSHING (CARRIES-YARDS)

MSU: Scott 20-105, Shelton 1-32, London 5-14, Madaris 1-12, O'Connor 6-11, Line 1-3, Corley 1-1, Stewart 1-1, Team 4-(-8); FUR: Morehead 20-83, Hayes 4-16, Wilcox 3-10, Gibson 1-0, Team 1-(-8), Blazejowski 4-(-14).

#### PASSING (C-A-I-YARDS-TD)

MSU: O'Connor 13-18-1-190-3; FUR: Blazejowski 15-30-1-123-0, Fletcher 1-1-0-16-0.

#### RECEIVING (RECEPTIONS-YARDS)

MSU: Madaris 5-85, Davis 3-40, Corley 2-17, Price 1-21, London 1-15, Lyles 1-2; FUR: Suttles 4-32, Fletcher 4-17, McCarter 3-31, Tuten 2-30, Morehead 2-25, Hayes 1-4.

#### TACKLES-TOP FIVE (TOTAL-SOLO-ASSISTS)

MSU: Frey 9(1-8), A. Dowell 8 (4-4), R. Bullough 8 (4-4), Cox 7 (2-5), Two with 6; FUR: Robinson 13 (9-4), Johnson 9 (2-7), Rider 8 (4-4), Annoor 6 (2-4), Three with 4.



*Andrew Dowell snared his first career interception to go with a career-high eight tackles in MSU's 28-13 season-opening win over Furman. Dowell's interception was the No. 1 play on ESPN's SportsCenter Top 10 for Friday, Sept. 2.*

## 2016 Michigan State Football Michigan State Combined Team Statistics (as of Sep 03, 2016) All games

Date	Opponent	Score		Att.	Record:				
Sep 02, 2016	FURMAN	W	28-13	74516	All games	Overall	Home	Away	Neutral
					1-0	1-0	0-0	0-0	0-0
					Conference	0-0	0-0	0-0	0-0
					Non-Conference	1-0	1-0	0-0	0-0

Rushing	gp-gs	att	gain	loss	net	avg	td	lg	avg/g
Scott, LJ	1-1	20	108	3	105	5.2	1	21	105.0
Shelton, R.J.	1-1	1	32	0	32	32.0	0	32	32.0
London, Madre	1-0	5	14	0	14	2.8	0	5	14.0
Madaris, Monty	1-1	1	12	0	12	12.0	0	12	12.0
O'Connor, Tyler	1-1	6	14	3	11	1.8	0	9	11.0
Line, Prescott	1-1	1	3	0	3	3.0	0	3	3.0
Corley, Donnie	1-0	1	1	0	1	1.0	0	1	1.0
Stewart, Darrell	1-0	1	1	0	1	1.0	0	1	1.0
Total	1	40	185	14	171	4.3	1	32	171.0
Opponents	1	33	119	32	87	2.6	1	14	87.0

Passing	gp-gs	effic	comp-att-int	pct	yds	td	lg	avg/g
O'Connor, Tyler	1-1	204.78	13-18-1	72.2	190	3	31	190.0
Total	1	204.78	13-18-1	72.2	190	3	31	190.0
Opponents	1	82.83	16-31-1	51.6	139	0	16	139.0

Receiving	gp-gs	no.	yds	avg	td	lg	avg/g
Madaris, Monty	1-1	5	85	17.0	0	31	85.0
Davis, Felton	1-1	3	40	13.3	1	16	40.0
Corley, Donnie	1-0	2	17	8.5	0	11	17.0
Price, Josiah	1-0	1	21	21.0	1	21	21.0
London, Madre	1-0	1	15	15.0	0	15	15.0
Lyles, Jamal	1-0	1	12	12.0	1	12	12.0
Total	1	13	190	14.6	3	31	190.0
Opponents	1	16	139	8.7	0	16	139.0

Field Goals	fg	pct.	01-19	20-29	30-39	40-49	50-99	lg	blk
Geiger, Michael	0-1	0.0	0-0	0-0	0-0	0-1	0-0	0	0

Team Statistics	MSU	OPP
FIRST DOWNS	19	18
Rushing	9	6
Passing	9	8
Penalty	1	4
RUSHING YARDAGE	171	87
Rushing Attempts	40	33
Average Per Rush	4.3	2.6
Average Per Game	171.0	87.0
TDs Rushing	1	1
PASSING YARDAGE	190	139
Comp-Att-Int	13-18-1	16-31-1
Average Per Pass	10.6	4.5
Average Per Catch	14.6	8.7
Average Per Game	190.0	139.0
TDs Passing	3	0
TOTAL OFFENSE	361	226
Average Per Play	6.2	3.5
Average Per Game	361.0	226.0
KICK RETURNS: #-Yards	3-70	1-25
PUNT RETURNS: #-Yards	4-23	1-5
INT RETURNS: #-Yards	1-0	1-2
FUMBLES-LOST	1-1	2-0
PENALTIES-Yards	10-120	4-34
PUNTS-AVG	3-44.7	5-37.8
TIME OF POSSESSION/Game	30:29	29:31
3RD-DOWN Conversions	4/10	3/14
4TH-DOWN Conversions	0/0	2/3

Scoring	td	fg	PAT				dxp	saf	pts
			kick	rush	rcv	pass			
Davis, Felton	1	-	-	-	-	-	-	6	
Scott, LJ	1	-	-	-	-	-	-	6	
Price, Josiah	1	-	-	-	-	-	-	6	
Lyles, Jamal	1	-	-	-	-	-	-	6	
Geiger, Michael	-	0-1	4-4	-	-	-	-	4	
Total	4	0-1	4-4	-	-	-	-	28	
Opponents	1	2-3	1-1	-	-	-	-	13	

Interceptions	no.	yds	avg	td	lg
Dowell, Andrew	1	0	0.0	0	0

Punting	no.	yds	avg	lg	tb	fc	i20	50+	blk
Hartbarger, Jake	3	134	44.7	58	0	0	3	1	0

Punt Returns	no.	yds	avg	td	lg
Shelton, R.J.	2	19	9.5	0	13
Sowards, Brandon	2	4	2.0	0	3
Total	4	23	5.8	0	13
Opponents	1	5	5.0	0	5

Kick Returns	no.	yds	avg	td	lg
Stewart, Darrell	2	52	26.0	0	27
Shelton, R.J.	1	18	18.0	0	18
Total	3	70	23.3	0	27
Opponents	1	25	25.0	0	25

All Purpose	g	rush	rcv	pr	kr	ir	total	avg/g
Scott, LJ	1	105	0	0	0	0	105	105.0
Madaris, Monty	1	12	85	0	0	0	97	97.0
Shelton, R.J.	1	32	0	19	18	0	69	69.0
Stewart, Darrell	1	1	0	0	52	0	53	53.0
Davis, Felton	1	0	40	0	0	0	40	40.0
Total	1	171	190	23	70	0	454	454.0
Opponents	1	87	139	5	25	2	258	258.0

Total Offense	g	plays	rush	pass	total	avg/g
O'Connor, Tyler	1	24	11	190	201	201.0
Scott, LJ	1	20	105	0	105	105.0
Shelton, R.J.	1	1	32	0	32	32.0
London, Madre	1	5	14	0	14	14.0
Madaris, Monty	1	1	12	0	12	12.0
Total	1	58	171	190	361	361.0
Opponents	1	64	87	139	226	226.0

#	Defensive Leaders	gp-gs	Tackles				tfl/yds	Sacks	Pass defense			Fumbles		blkd		
			ua	a	tot				no-yds	int-yds	brup	qbh	rcv-yds	ff	kick	saf
23	Frey, Chris	1-1	1	8	9											
30	Bullough, Riley	1-1	4	4	8	1.0-1										
5	Dowell, Andrew	1-1	4	4	8					1-0						
7D	Cox, Demetrious	1-1	2	5	7					1						
13	Copeland, Vayante	1-0	2	4	6											
Total		1	24	42	66	4-20	1-5	1-0	6	5						
Opponents		1	30	38	68	4-6	2-3	1-2	2	1		1-0				

**2016 Michigan State Football**  
**Michigan State Overall Team Statistics (as of Sep 03, 2016)**  
**All games**

<b>Team Statistics</b>	<b>MSU</b>	<b>OPP</b>
SCORING	28	13
Points Per Game	28.0	13.0
Points Off Turnovers	7	3
FIRST DOWNS	19	18
Rushing	9	6
Passing	9	8
Penalty	1	4
RUSHING YARDAGE	171	87
Yards gained rushing	185	119
Yards lost rushing	14	32
Rushing Attempts	40	33
Average Per Rush	4.3	2.6
Average Per Game	171.0	87.0
TDs Rushing	1	1
PASSING YARDAGE	190	139
Comp-Att-Int	13-18-1	16-31-1
Average Per Pass	10.6	4.5
Average Per Catch	14.6	8.7
Average Per Game	190.0	139.0
TDs Passing	3	0
TOTAL OFFENSE	361	226
Total Plays	58	64
Average Per Play	6.2	3.5
Average Per Game	361.0	226.0
KICK RETURNS: #-Yards	3-70	1-25
PUNT RETURNS: #-Yards	4-23	1-5
INT RETURNS: #-Yards	1-0	1-2
KICK RETURN AVERAGE	23.3	25.0
PUNT RETURN AVERAGE	5.8	5.0
INT RETURN AVERAGE	0.0	2.0
FUMBLES-LOST	1-1	2-0
PENALTIES-Yards	10-120	4-34
Average Per Game	120.0	34.0
PUNTS-Yards	3-134	5-189
Average Per Punt	44.7	37.8
Net punt average	43.0	33.2
KICKOFFS-Yards	5-314	4-249
Average Per Kick	62.8	62.2
Net kick average	42.8	38.5
TIME OF POSSESSION/Game	30:29	29:31
3RD-DOWN Conversions	4/10	3/14
3rd-Down Pct	40%	21%
4TH-DOWN Conversions	0/0	2/3
4th-Down Pct	0%	67%
SACKS BY-Yards	1-5	2-3
MISC YARDS	0	0
TOUCHDOWNS SCORED	4	1
FIELD GOALS-ATTEMPTS	0-1	2-3
ON-SIDE KICKS	0-0	0-0
RED-ZONE SCORES	(4-4) 100%	(3-3) 100%
RED-ZONE TOUCHDOWNS	(4-4) 100%	(1-3) 33%
PAT-ATTEMPTS	(4-4) 100%	(1-1) 100%
ATTENDANCE	74516	0
Games/Avg Per Game	1/74516	0/0
Neutral Site Games		0/0

<b>Score by Quarters</b>	<b>1st</b>	<b>2nd</b>	<b>3rd</b>	<b>4th</b>	<b>OT</b>	<b>Total</b>
Michigan State	7	7	7	7	0	28
Opponents	0	3	3	7	0	13

**2016 Michigan State Football**  
**Michigan State Overall Defensive Statistics (as of Sep 03, 2016)**  
**All games**

##	Defensive Leaders	gp-gs	Tackles				tfl/yds	Sacks no-yds	Pass defense			Fumbles		blkd	
			ua	a	tot				int-yds	brup	qbh	rcv-yds	ff	kick	saf
23	Frey, Chris	1-1	1	8	9	.	.	.	.	1	.	.	.	.	.
30	Bullough, Riley	1-1	4	4	8	1.0-1	.	.	.	2	.	.	.	.	.
5	Dowell, Andrew	1-1	4	4	8	.	.	1-0	.	.	.	.	.	.	.
7D	Cox, Demetrious	1-1	2	5	7	.	.	.	1	.	.	.	.	.	.
13	Copeland, Vayante	1-0	2	4	6	.	.	.	.	.	.	.	.	.	.
9D	Nicholson, Montae	1-1	2	4	6	.	.	.	2	.	.	.	.	.	.
27	Willis, Khari	1-0	2	2	4	.	.	.	.	.	.	.	.	.	.
4	McDowell, Malik	1-1	1	2	3	1.0-6	.	.	.	1	.	.	.	.	.
98	Cooper, Demetrius	1-1	3	.	3	1.0-8	.	.	.	.	.	.	.	.	.
99	Williams, Raequan	1-0	.	3	3	.	.	.	.	.	.	.	.	.	.
92	Williams, Kevin	1-1	.	2	2	.	.	.	.	.	.	.	.	.	.
2	Hicks, Darian	1-1	2	.	2	.	.	.	3	.	.	.	.	.	.
85	Jones, Evan	1-1	1	1	2	1.0-5	1.0-5	.	.	.	.	.	.	.	.
38	Bullough, Byron	1-0	.	1	1	.	.	.	.	.	.	.	.	.	.
31	Harrell, T.J.	1-0	.	1	1	.	.	.	.	.	.	.	.	.	.
TM	TEAM	1-0	.	1	1	.	.	.	.	.	.	.	.	.	.
15	Smith, Tyson	1-1	.	.	.	.	.	.	.	1	.	.	.	.	.
	Total	1	24	42	66	4-20	1-5	1-0	6	5	.	.	.	.	.
	Opponents	1	30	38	68	4-6	2-3	1-2	2	1	1-0	.	.	.	.



**2016 Michigan State Football**  
**Michigan State Individual Season/Career Statistics (as of Sep 03, 2016)**  
**All games**

	SEASON									CAREER								
<b>Rushing</b>	gp	att	gain	loss	net	avg	td	lg	avg/g	gp	att	gain	loss	net	avg	td	lg	avg/g
Scott, LJ	1	20	108	3	105	5.2	1	21	105.0	15	166	827	23	804	4.8	12	38	53.6
Shelton, R.J.	1	1	32	0	32	32.0	0	32	32.0	41	67	479	19	460	6.9	4	35	11.2
London, Madre	1	5	14	0	14	2.8	0	5	14.0	12	124	545	31	514	4.1	3	62	42.8
Madaris, Monty	1	1	12	0	12	12.0	0	12	12.0	24	1	12	0	12	12.0	0	12	0.5
O'Connor, Tyler	1	6	14	3	11	1.8	0	9	11.0	15	34	121	16	105	3.1	2	12	7.0
Line, Prescott	1	1	3	0	3	3.0	0	3	3.0	1	1	3	0	3	3.0	0	3	3.0
Corley, Donnie	1	1	1	0	1	1.0	0	1	1.0	1	1	1	0	1	1.0	0	1	1.0
Stewart, Darrell	1	1	1	0	1	1.0	0	0	1.0	1	1	1	0	1	1.0	0	0	1.0
TEAM	1	4	0	8	-8	-2.0	0	0	-8.0									
Total	1	40	185	14	171	4.3	1	32	171.0									
Opponents	1	33	119	32	87	2.6	1	14	87.0									
<b>Passing</b>	gp	effic	comp-att-int	pct	yds	td	lg	avg/g	gp	effic	comp-att-int	pct	yds	td	lg	avg/g		
O'Connor, Tyler	1	204.78	13-18-1	72.2	190	3	31	190.0	15	154.83	47-72-3	65.3	564	7	36	37.6		
Total	1	204.78	13-18-1	72.2	190	3	31	190.0										
Opponents	1	82.83	16-31-1	51.6	139	0	16	139.0										
<b>Receiving</b>	gp	no.	yds	avg	td	lg	avg/g	gp	no.	yds	avg	td	lg	avg/g				
Madaris, Monty	1	5	85	17.0	0	31	85.0	24	12	188	15.7	0	34	7.8				
Davis, Felton	1	3	40	13.3	1	16	40.0	8	5	90	18.0	1	28	11.2				
Corley, Donnie	1	2	17	8.5	0	11	17.0	1	2	17	8.5	0	11	17.0				
Price, Josiah	1	1	21	21.0	1	21	21.0	40	67	872	13.0	17	67	21.8				
London, Madre	1	1	15	15.0	0	15	15.0	12	4	38	9.5	0	15	3.2				
Lyles, Jamal	1	1	12	12.0	1	12	12.0	42	19	277	14.6	2	26	6.6				
Total	1	13	190	14.6	3	31	190.0											
Opponents	1	16	139	8.7	0	16	139.0											
<b>Total Offense</b>	g	plays	rush	pass	total	avg/g	g	plays	rush	pass	total	avg/g						
O'Connor, Tyler	1	24	11	190	201	201.0	15	106	105	564	669	44.6						
Scott, LJ	1	20	105	0	105	105.0	15	166	804	0	804	53.6						
Shelton, R.J.	1	1	32	0	32	32.0	41	68	460	0	460	11.2						
London, Madre	1	5	14	0	14	14.0	12	124	514	0	514	42.8						
Madaris, Monty	1	1	12	0	12	12.0	24	1	12	0	12	0.5						
Line, Prescott	1	1	3	0	3	3.0	1	1	3	0	3	3.0						
Corley, Donnie	1	1	1	0	1	1.0	1	1	1	0	1	1.0						
Stewart, Darrell	1	1	1	0	1	1.0	1	1	1	0	1	1.0						
TEAM	1	4	-8	0	-8	-8.0												
Total	1	58	171	190	361	361.0												
Opponents	1	64	87	139	226	226.0												
<b>Scoring</b>	td	fg	PAT						td	fg	PAT							
			kick	rush	rcv	pass	dxp	saf	pts			kick	rush	rcv	pass	dxp	saf	pts
Scott, LJ	1	-	-	-	-	-	-	-	6	12	-	-	-	-	-	-	-	72
Lyles, Jamal	1	-	-	-	-	-	-	-	6	2	-	-	-	-	-	-	-	12
Price, Josiah	1	-	-	-	-	-	-	-	6	17	-	-	-	-	-	-	-	102
Davis, Felton	1	-	-	-	-	-	-	-	6	1	-	-	-	-	-	-	-	6
Geiger, Michael	-	0-1	4-4	-	-	-	-	-	4	-	41-58	163-167	-	-	-	-	-	286
Total	4	0-1	4-4	-	-	-	-	-	28									
Opponents	1	2-3	1-1	-	-	-	-	-	13									
<b>Punt Returns</b>	no.	yds	avg	td	lg	no.	yds	avg	td	lg								
Sowards, Brandon	2	4	2.0	0	3	2	4	2.0	0	3								
Shelton, R.J.	2	19	9.5	0	13	5	25	5.0	0	13								
Total	4	23	5.8	0	13													
Opponents	1	5	5.0	0	5													
<b>Kick Returns</b>	no.	yds	avg	td	lg	no.	yds	avg	td	lg								
Stewart, Darrell	2	52	26.0	0	27	2	52	26.0	0	27								
Shelton, R.J.	1	18	18.0	0	18	60	1425	23.8	1	90								
Total	3	70	23.3	0	27													
Opponents	1	25	25.0	0	25													

