



Notre Dame

2007-08 Men's Basketball

2007-08 Schedule

NOVEMBER

2	ST. AMBROSE (IA) - Exhibition	W, 109-53
7	ST. EDWARD'S (TX) - Exhibition	W, 71-56
12	LONG ISLAND	W, 82-50

U.S. VIRGIN ISLANDS PARADISE JAM - University of Virgin Islands - 5th place

(UVI Sports and Fitness Center - Charlotte Amalie, St. Thomas)

16	Monmouth	W, 76-33
18	Baylor	L, 64-68
19	Georgia Tech	L, 69-70
24	YOUNGSTOWN STATE	W, 87-57
26	COLGATE	W, 94-63

DECEMBER

1	EASTERN MICHIGAN	W, 76-65
4	Kansas State! (ESPN)	W, 68-59
8	NORTHERN ILLINOIS	W, 108-62
22	SAN FRANCISCO	W, 84-78
29	BROWN	W, 87-54
31	NORTH FLORIDA	W, 77-58

JANUARY

3	WEST VIRGINIA* (ESPN2)	W, 69-56
5	CONNECTICUT* (ESPN)	W, 73-67
12	at Marquette (15/16)*	L, 66-92
15	CINCINNATI* (ESPN)	W, 91-74
19	at Georgetown (5/6)*	L, 65-84
26	at Villanova (T18/18)*	W, 90-80
31	PROVIDENCE* (ESPN2)	W, 81-74 (OT)

FEBRUARY

2	DEPAUL* (ESPNC)	W, 89-80
6	at Seton Hall*	7:30 p.m. (EST)
9	MARQUETTE* (ESPN)	12:00 p.m. (EST)
13	at Connecticut* (ESPNU)	7:00 p.m. (EST)
17	at Rutgers*	12:00 p.m. (EST)
21	PITTSBURGH* (ESPN)	7:00 p.m. (EST)
24	SYRACUSE* (CBS)	2:00 p.m. (EST)
28	at Louisville* (ESPN/ESPN2)	7:00 p.m. (EST)

MARCH

2	at DePaul*	1:00 p.m. (EST)
5	ST. JOHN'S*	7:30 p.m. (EST)
8	at USF* (ESPN360)	7:00 p.m. (EST)
12-15	BIG EAST Championship	Madison Square Garden (New York, NY)
20-23	NCAA Championship - First and Second Rounds	
27-30	NCAA Championship - Regionals	

APRIL

5	NCAA Final Four - Semifinals	Alamo Dome (San Antonio, TX)
7	NCAA Championship - Final	

! - Jimmy V Classic (Madison Square Garden)

* - BIG EAST Conference game

() - indicates Associated Press and ESPN/USA Today poll rankings at time of game

(22/21) Notre Dame (16-4, 6-2 BIG EAST)

vs.

Seton Hall (15-7, 5-4 BIG EAST)

Wednesday, February 6, 2008 • 7:30 p.m. (EST)
Prudential Center (18,500) • Newark, N.J.

MEDIA INFORMATION

Television: ESPN Regional: Bob Picozzi (play-by-play analyst), Eric Murdock (color analyst). Game will be shown locally in South Bend on WMYS (Channel 69), WBND (Channel 57) and WCWW (Channel 25).

Radio: Jack Nolan (play-by-play analyst)
LaPhonso Ellis (color analyst)

Notre Dame Sports Properties originates the Notre Dame Radio Network which includes: WLS 890 AM in Chicago, Ill. (Chicagoland area and Midwest); WZOW 97.7 FM and 102.3 FM in South Bend, Ind.; ESPN 950 AM in Indianapolis, Ind.; WLYV 1450 AM in Fort Wayne, Ind. and Northeast, Ind.; WLUV 96.7 AM in Rockford and DeKalb, Ill., and Beloit and Janesville, Wis.; WLUV 1520 AM in Rockford and DeKalb, Ill., and Beloit and Janesville, Wis.; WEFM 95.9 FM in Michigan City and Gary, Ind.; ESPN (WRSW) 1480 AM in Warsaw, Ind.; WAMW 107.9 FM and 1580 AM in Washington, Ind., Sirius Satellite Radio Channel 159 and www.und.com.

Real-Time Stats: Live in-game statistics are available for all home games, via the Notre Dame athletic website (www.und.com).

Notre Dame vs. Seton Hall

- Notre Dame plays its fourth BIG EAST road game on Wednesday night when the Irish travel to Newark, N.J. to face the Seton Hall Pirates for a first-ever meeting at the newly-opened Prudential Center. The contest marks the halfway point for the Irish in BIG EAST play.

- Notre Dame is ranked for the first time this season as the Irish made their debut at 22nd in the Associated Press and 21st in the ESPN/USA Today rankings this week.

- Winners of 14 of their last 16 games, the Irish are 15-4 overall and 6-2 in BIG EAST play. Notre Dame's current three-game BIG EAST regular-season win streak is its longest of the season. The Irish are off to their best start in BIG EAST play since 2002-03 when that squad was 7-2 through its first nine games.

- This will be the only regular-season meeting between the Irish and Pirates. Notre Dame leads the all-time series 13-7 and has won four straight, including last season's 88-76 win at the Joyce Center. The current four-game win streak is the longest in the 20-game history of the series. Notre Dame's last loss to the Pirates was in East Rutherford on February 5, 2003 (78-72).

- Notre Dame's 89-80 win against DePaul on Saturday night extended Notre Dame's school-record win streak to 33 games at the Joyce Center that includes 14 straight versus BIG EAST foes. The Irish finished with a perfect 8-0 record at home during the 2006-07 campaign during league play.

- Notre Dame's 14 consecutive wins at home versus conference foes is the longest for an Irish team since becoming a league member in 1995-96 and matches the fourth-longest in league history.





Associated Press
(Poll 14)

1. Memphis
2. Duke
3. North Carolina
4. Kansas
5. UCLA
- 6. Georgetown**
7. Tennessee
8. Wisconsin
9. Stanford
10. Butler
11. Michigan State
12. Texas
13. Xavier
14. Indiana
15. Drake
- 16. Marquette**
17. Washington State
18. Texas A&M
- 19. Connecticut**
20. Kansas State
- 21. Pittsburgh**
- 22. NOTRE DAME**
23. Vanderbilt
24. Purdue
25. Saint Mary's

ESPN/USA Today
(Poll 14)

1. Memphis
2. Duke
3. North Carolina
4. UCLA
5. Kansas
- 6. Georgetown**
7. Tennessee
8. Wisconsin
9. Stanford
10. Michigan State
11. Butler
12. Texas
13. Indiana
14. Xavier
15. Drake
- 16. Marquette**
17. Washington State
18. Texas A&M
- 19. Connecticut**
20. Vanderbilt
- 21. NOTRE DAME**
22. Florida
23. Saint Mary's
24. Kansas State
- 25. Pittsburgh**

*bold indicates 2007-08 opponents

• After tying the school record of 24 straight victories against Eastern Michigan on December 1, the Irish broke the 30-plus year record with its win over Northern Illinois on December 8. The Irish have not lost at the Joyce Center since February 25, 2006 with an 80-72 setback to Marquette.

• Notre Dame opened BIG EAST play with two home games which marked the first time since the joining the league that the Irish played its first two conference games at home.

Back In The Polls

• Notre Dame made its inaugural appearance this season in the top 25 this week as the Irish debuted at 22nd in the Associated Press ranking and 21st in the ESPN/USA Today poll. Coach Mike Brey's squad appeared for the first time in the polls last season in the sixth week (second week of December) following back-to-back wins over Maryland and Alabama that pushed the Irish record to 7-1 in the campaign.

Harangody Named BIG EAST Player of the Week

• For the second time this season, **Luke Harangody** was named BIG EAST Player of the Week after averaging 30.0 points and 14.0 rebounds in Notre Dame's wins over Providence and DePaul. He scored a career-high 31 points and grabbed 14 rebounds in Notre Dame's 81-74 overtime win over the Friars and finished with 29 points and 14 boards against the Blue Demons. **Harangody** owns a career-best 18-game double-figure scoring streak, has scored 20-plus points and grabbed 10-plus rebounds in 11 games and has registered a team-leading 11 double-doubles.

Harangody On Wooden and Naismith Top 30 Midseason Lists

• Sophomore forward **Luke Harangody** has been named to the John R. Wooden Award Top 30 Midseason list. The Wooden Award is presented annually to the nation's top basketball player. Harangody was not part of the Wooden or Naismith Preseason lists. Two other BIG EAST players — Roy Hibbert (Georgetown) and Sam Young (Pittsburgh) — also were selected to the top 30 list for both awards.

TONIGHT'S PROBABLE STARTING LINEUP

2007-08 Statistics

No.	Player	Pos	Ht.	Wt.	Yr.	PPG.	RPG	Notes
31	Rob Kurz	F	6-9	232	Sr.	13.0	8.1	Has grabbed 10-plus rebounds in nine games
33	Zach Hillesland	F	6-9	233	Jr.	5.5	5.0	10 points (third double-figure game) and five rebounds vs. DePaul
44	Luke Harangody	F	6-8	251	Jr.	20.4	10.0	Averaging 28.3 points and 12.7 rebounds in last three games
2	Tory Jackson	G	5-11	193	So.	7.1	4.5	Leads team with 120 assists (6.0 per game)
23	Kyle McAlarney	G	6-0	196	Jr.	15.2	2.0	Has netted 30-plus points in two of first eight BIG EAST games

OFF THE BENCH

2007-08 Statistics

No.	Player	Pos	Ht.	Wt.	Yr.	PPG.	RPG	Notes
1	Tyrone Nash	G	6-8	220	Fr.	1.3	1.8	Has played in 10 games
5	Tom Kopko	G	6-2	180	Fr.	1.3	0.5	First year walk-on
13	Ty Proffitt	G	6-4	206	Fr.	1.6	0.6	Missed the first four games with a groin injury
20	Jonathan Peoples	G	6-3	215	So.	4.0	1.9	Scored a career-high 12 points vs. Georgetown
21	Tim Abromaitis	F	6-8	224	Fr.	2.0	1.0	Career-high seven points vs. Northern Illinois
34	Carleton Scott	F	6-7	198	Fr.	--	--	Has not played in a game this season
40	Luke Zeller	F/C	6-10	239	Jr.	4.5	2.4	Career-high 10 rebounds vs. Marquette
41	Tim Andree	F	6-8	210	So.	1.5	1.0	Second-year walk-on; Father Tim played basketball at ND (1979-83)
42	Ryan Ayers	G/F	6-8	210	Jr.	8.1	3.6	Fourth-leading scorer and has netted double figures in seven contests





2007-08 BIG EAST STANDINGS

(through games of Feb. 2)

	Overall Record	BIG EAST Record
Georgetown	18-2	8-1
NOTRE DAME	16-4	6-2
Louisville	17-6	7-3
Connecticut	16-5	6-3
Marquette	16-5	6-4
Syracuse	16-7	6-4
Pittsburgh	17-5	5-4
West Virginia	16-6	5-4
Seton Hall	15-7	5-4
Cincinnati	10-12	5-5
DePaul	9-12	4-5
Villanova	13-8	3-6
Providence	12-9	3-6
St. John's	8-12	2-7
Rutgers	10-13	2-8
USF	10-12	1-8

Players of the Week

- Nov. 19 - Sam Young (PU)
- Nov. 26 - Brian Laing (SHU)
- Dec. 3 - Draelon Burns (DU)
- Dec. 10 - Dominic James (MU)
- Dec. 17 - Joe Alexander (WVU)
- Dec. 24 - LeVance Fields (PU)
- Dec. 31 - Paul Harris (SU)
- Jan. 7 - Luke Harangody (ND)
- Jan. 14 - Deonta Vaughn (UC)
- Jan. 21 - Scottie Reynolds (VU)
- Jan. 28 - Kyle McAlarney (ND)
- Feb. 4 - Luke Harangody (ND)

Rookies of the Week

- Nov. 19 - Donte Green (SU)
- Nov. 26 - Donte Green (SU)
- Dec. 3 - Dominique Jones (USF)
- Dec. 10 - Dominique Jones (USF)
- Dec. 17 - DeJuan Blair (PU)
- Dec. 24 - DeJuan Blair (PU)
- Dec. 31 - Dar Tucker (DU)
- Jan. 7 - Donte Greene (SU)
- Jan. 14 - DeJuan Blair (PU)
- Jan. 21 - Jeremy Hazell (SHU)
- Jan. 28 - Mike Coburn (Rutgers)
- Feb. 4 - Donte Green (SU)

Notre Dame Weekly Honor Roll Honorees

- Luke Harangody (Nov. 26, Dec. 10, Jan. 26)
- Kyle McAlarney (Dec. 3)
- Rob Kurz (Dec. 31)

Success On And Off The Court

• The 2007 fall semester grades are in and the Irish once again achieved great success in the classroom with the team compiling an overall 3.135 grade point average for the semester which marked the sixth time in eight semesters that the Irish finished with a combined 3.00 or better. Nine of 14 players earned a 3.000 or better — **Tim Abromaitis (3.500)**, **Tim Andree (3.479)**, **Ryan Ayers (3.067)**, **Luke Harangody (3.250)**, **Zach Hillesland (3.654)**, **Tory Jackson (3.333)**, **Tom Kopko (3.733)**, **Tyrone Nash (3.000)** and **Luke Zeller (3.500)**.

Series Record vs. Seton Hall

• This will be the 21st meeting between the Irish and the Pirates. Notre Dame leads the all-time series 13-7 and has won four straight — the longest win streak for either team since the series started in 1992. Since Notre Dame joined the BIG EAST in 1995-96, there have been 17 regular season meetings (ND leads 12-5) and one in the BIG EAST Tournament (won by Seton Hall (79-69) in 1999).

Notre Dame In The Top 10 Of NCAA Statistics

• Notre Dame ranks in the top five of the NCAA statistics in two categories: assists (5th-18.9) and rebounding margin (8th-9.1).

Zach Sparks Lineup Change

• Through the first 17 games prior to the Villanova game, Irish head coach Mike Brey had gone with the starting lineup of forwards **Rob Kurz** and **Luke Harangody** and guards **Ryan Ayers**, **Tory Jackson** and **Kyle McAlarney**. Against the Wildcats, **Zach Hillesland** replaced **Ayers** in the starting lineup and has stayed with that starting five since that game. Only two players, **Zach Hillesland** (one game vs. North Florida) and **Ty Proffitt** (four games vs. Long Island, Monmouth, Baylor and Georgia Tech) have missed games due to injury. Hillesland was held out of the Monday's game against North Florida with an ankle sprain, while Proffitt missed four games due to a groin injury suffered in practice.

• Since the starting lineup change, the Irish are 3-0 and averaging 86.7 points.

Now That's Something To Talk About

• Notre Dame's current record-setting 33-game home win streak spans three seasons — the final two games played during the 2005-06 campaign, the entire 2006-07 season and 12 games in 2007-08. Here's a look at the dominance of the Irish during its present win streak:

	Notre Dame	Opponents
FG Percentage	936-1952 (.480)	791-2022 (.391)
3-FG Percentage	287-697 (.412)	214-652 (.328)
Points/Avg.	2,774 (84.1 ppg.)	2,118 (64.2 ppg.)
Margin of Victory	+647 points (+20.2)	

- Notes: Notre Dame has shot .500 or better in **14** of **33** games
- Notre Dame opponents have shot .500 or better in **3** of **33** games
- 24 wins by 10-plus points
- 13 wins by 20-plus points
- 9 wins by 30-plus points
- 5 wins by 40-plus points
- 1 win by 50-plus points

* **Notre Dame's 81-74 overtime against Providence was the first overtime game during the streak.**





**2007-08 Notre Dame
Men's Basketball Teleconferences**

10:00 a.m. (EST)

Phone Number: (317) 263-8800

Passcode: 401575

Thursday, February 7, 2008

Wednesday, February 20, 2008

Tuesday, February 26, 2008

Tuesday, March 4, 2008

2007-08 BIG EAST Teleconferences

Feb. 7 and Feb. 21

11:00 a.m. Tom Crean (Marquette)

11:08 a.m. Bob Huggins
(West Virginia)

11:16 a.m. Stan Heath (South Florida)

11:24 a.m. Jim Clahoun (Connecticut)

11:32 a.m. Norm Roberts (St. John's)

11:40 a.m. Tim Welch (Providence)

11:48 a.m. Bobby Gonzalez
(Seton Hall)

11:56 a.m. Rick Pitino (Louisville)

Feb. 14 and Feb. 28

11:00 a.m. Jay Wright (Villanova)

11:08 a.m. Mike Brey (Notre Dame)

11:16 a.m. Jerry Wainwright (DePaul)

11:24 a.m. John Thompson, III
(Georgetown)

11:32 a.m. Mick Cronin (Cincinnati)

11:40 a.m. Jamie Dixon (Cincinnati)

11:48 a.m. Jim Boeheim (Syracuse)

11:56 a.m. Fred Hill (Rutgers)

Irish Show Overtime Resilience

• Notre Dame's win over Providence marked its first overtime game since March 20, 2006 when the Irish dropped an 87-84 double-overtime decision at Michigan in the second round of the NIT. It also was the first overtime for the Irish after losing five straight overtime decisions (all during the 2005-06 campaign). Notre Dame's last overtime win prior to the Providence victory was a 93-92 victory against Georgetown at the Joyce Center on February 1, 2003 — nearly five years to the day.

Irish Get BIG EAST Road Win At Villanova

• Notre Dame earned its first BIG EAST road win of the season on January 26 with its 90-80 victory over Villanova at the Wachovia Center. The Irish shot 50.9 percent from the field (27-53), 47.4 percent from three-point range (9-19) and 71.1 percent from the charity stripe (27-38).

• In its first two BIG EAST road losses to Marquette (92-66) and Georgetown (84-65), Notre Dame lost by a combined 45 points and shot just 36.1 percent from the field (43-119), 25.0 percent from beyond the arc (11-44) and 72.3 percent (34-47) from the free-throw line.

A Tale Of Two Halves

• The first and second halves for Notre Dame against Cincinnati in its 91-74 victory couldn't have been more different than night and day. In the first half, the Irish trailed 34-27 at the break (the first time they had trailed at home at halftime this season) after shooting only 24.0 percent from the field (6-25). In the second-half, the Irish outscored the Bearcats 64-40 as they shot 69.2 percent (18-26) from the field, 66.7 percent (6-9) from three-point range and 84.6 percent (22-26) from the free throw line.

• Luke Harangody scored 24 of his game-high 25 points in the second half. It was the largest scoring output by an Irish player in a half since Chris Thomas scored 27 of 39 points in the second half of a 77-66 victory over Saint Louis on March 22, 2004.

• The 64 points in the second half were the most points by an Irish team in a half of a regulation game under head coach Mike Brey.

• The six first-half field goals matched the fewest ever scored by an Irish team in a half under Brey.

Valuing The Basketball

• In its back-to-back wins over Colgate and Eastern Michigan, Notre Dame committed just eight and nine turnovers, respectively, marking the only time this season that the Irish had fewer than 10 turnovers in back-to-back contests. In the Irish win over Brown on December 29, the Irish had seven turnovers, including just one in the first half. Two of the strengths of Notre Dame basketball teams under head coach Mike Brey have been distributing and taking care of the basketball. The Irish are averaging 19.1 assists per game and 13.5 turnovers for a 1.41 assists-to-turnover ratio. Notre Dame has dished off 20 or more assists in eight games this season. **The 24 turnovers committed by Notre Dame in the loss at Marquette were the most ever for an Irish team under head coach Mike Brey.**

Double The Pleasure — Three Times

• Currently, **Luke Harangody** is riding a three-game double-double scoring streak — the third time this season that he has registered a double-double in three consecutive outings:

First Streak:

vs. Kansas State - 19 pts./14 rebs.

vs. Northern Illinois - 14 pts./12 rebs.

vs. San Francisco - 23 pts./10 rebs.





Notre Dame's Records in 2007-08 when ...

Played at the Joyce Center	13-0
Played on the road	1-2
Played at a neutral site	2-2
BIG EAST Conference record (all games)	6-2
Non-Conference record	10-2
Leading at halftime	15-2
Trailing at halftime	1-2
Tied at halftime	0-0
Playing an overtime game	0-0
Shoots .500 or better	6-0
Shoots .500 or less	10-4
Opponent shoots .500 or less	16-3
Shoots better than opponent	14-0
Shoots worse than opponent	2-4
Shoots same as opponent	0-0
Makes more free throws than opponent	14-3
Makes less free throws than opponent	2-1
Same number of free throws	0-0
Outrebounded opponents	14-2
Outrebounded by opponents	2-2
Same number of rebounds	0-0
Has more turnovers than opponent	5-2
Has fewer turnovers than opponent	9-1
Had same number of turnovers	2-1
Bench outscores opponent's bench	8-2
Outscored by opponent's bench	8-2
Bench points are the same	1-0
Plays a ranked opponent	1-2
Makes 10 or more three-pointers	5-0
No Notre Dame player fouls out	14-2
One Notre Dame player fouls out	1-2
Two or more Notre Dame players foul out	0-0
Wears White Uniforms	15-2
Wears Blue Uniforms	0-2
Wears Gold Uniforms	0-0
Wears Black Uniforms	1-0
Plays in an In-Season Tournament	1-2
Plays on Television	7-4
Plays in November	4-2
Plays in December	6-0
Plays in January	5-2
Plays in February	1-0
Plays in March	0-0
Plays in Day Games	4-2
Plays in Night Games	12-2
Plays on Sundays	0-1
Plays on Mondays	3-1
Plays on Tuesdays	2-0
Plays on Wednesdays	0-0
Plays on Thursdays	2-0
Plays on Fridays	1-0
Plays on Saturdays	8-2
Final Margin is 5 points or less	0-2
Final Margin is 6-10 points	6-0
Final Margin is 11-20 points	5-1
Final Margin is more than 20 points	5-1
Has a player score 20-plus points	10-3
Has a player score 30-plus points	3-0
Scores 59 points or less	0-0
Scores 60-69 points	2-4
Scores 70-79 points	4-0
Scoring 80-89 points	7-0
Scoring 90-plus points	3-0

Second Streak:

- vs. West Virginia - 29 pts./16 rebs.*
- vs. Connecticut - 14 pts./10 rebs.
- vs. Marquette - 29 pts./14 rebs.

Third Streak:

- vs. Villanova - 25 pts./10 rebs.
- vs. Providence - 31 pts./14 rebs.
- vs. DePaul - 29 pts./14 rebs.

* denotes career-high

• Harangody has 11 double-doubles on the season and 11 in the last 16 contests with his most recent coming Saturday night against DePaul when he finished with 29 points and grabbed 14 boards.

• **The last Irish player to register four consecutive double-doubles was Ryan Humphrey in 2001-02 when he ended his career a double-double in the final 11 games of his career.**

Record-Setting Home Performance

• Notre Dame put an exclamation point on its record-setting 25th consecutive wins at the Joyce Center on December 8. In the 108-62 win over Northern Illinois, the 108 points were the most points scored by the Irish under head coach Mike Brey in a regulation games (ND scored 116 vs. Georgetown in a four overtime contest in 2002), while the 46-point margin of victory was the third-largest during the Brey era. In addition, Notre Dame shot a blistering 72.0 percent from the field in the first half which marked the best shooting performance by an Irish team in the first half under Brey. The Irish also owned a 52-27 advantage on the boards.

Tough Tory

• Tory Jackson suffered a cornea abrasion in his right eye late in the first half of Notre Dame's win over Connecticut on January 5. Jackson returned to play all 20 minutes of the second half and finished the game with 11 assists (matching a career-high), six points, seven rebounds and four steals. He hit two key free throws with 1:52 to play which gave the Irish a six-point lead.

McAlarney Shines On The Big Stage

• Staten Island native **Kyle McAlarney** made his return to New York City and Madison Square Garden a happy one on December 4 as he led his Irish to a 68-59 victory over Kansas State. McAlarney finished with 18 points in the contest on 6-13 shooting from the field (2-5 from three-point range). He scored 14 points in the second half, including nine straight in the final 2:10 of the contest. McAlarney nailed a three-pointer with 1:30 to play and converted four key free throws down the stretch.

McAlarney Shines - Part II

• Kyle McAlarney netted a career-high 32 points in the win over Connecticut which was the first 30-plus performance of his career and the first time this season that an Irish player had topped the 30-point. He was 13-19 from the field and 6-7 from three-point range. Prior to McAlarney's performance, the last Notre Dame player to score 30-plus points in a game was Russell Carter (32 points in a 71-68 loss to St. John's at Madison Square Garden on January 23, 2007).

Unstoppable Luke

• **Luke Harangody** leads the Irish in scoring and rebounding averaging 20.4 points and 10.08 rebounds. He leads the team with 11 doubles and owns a 18-game double-figure scoring streak — the longest on the team and in his career. He has netted





Miscellaneous Irish Stats...

Career Games In Double Figures:

Luke Harangody	41
Rob Kurz	40
Kyle McAlarney	24
Tory Jackson	14
Ryan Ayers	8
Zach Hillesland	8
Luke Zeller	6
Jonathan Peoples	1

Career Games With 20-Plus Points:

Luke Harangody	14
Kyle McAlarney	7
Rob Kurz	5
Tory Jackson	2

Career Games With 10-Plus Rebounds:

Rob Kurz	21
Luke Harangody	18
Zach Hillesland	3

Career Games With 10-Plus Assists:

Tory Jackson	4
Kyle McAlarney	1

Career Double-Doubles:

Luke Harangody	17
Rob Kurz	16
Zach Hillesland	3
Tory Jackson	1

Number of Career Games ... Led Irish In

Rob Kurz

Scoring	11
Rebounds	28
Blocks	40
Steals	12
Assists	7

Luke Zeller

Rebounds	3
Blocks	11
Steals	2

Kyle McAlarney

Assists	21
Scoring	7
Steals	11

Ryan Ayers

Steals	7
Blocks	8
Rebounds	1

Zach Hillesland

Rebounds	5
Blocks	7
Steals	3
Assists	1

Luke Harangody

Scoring	15
Rebounds	18
Steals	8
Blocks	11
Steals	3

Tory Jackson

Assists	33
Steals	29
Rebounds	1
Blocks	1

Jonathan Peoples

Steals	3
Assists	1

Tyrone Nash

Steals	1
Blocks	1

Tim Abromaitis

Blocks	1
--------------	---

double figures in all but one game (Monmouth) and has finished with 10 or more rebounds in 11 games. Harangody also tops the Irish with 11 games of 20 or more points.

Thirty Something

- **Kyle McAlarney** has scored 30-plus points in two of the first eight BIG EAST games. He had a career-high 32 points in Notre Dame's win over Connecticut on Jan. 5 and then tallied 30 points against Villanova on the road last Saturday. The last player to score 30-plus points in multiple games during the BIG EAST regular season was Chris Quinn in 2005-06 when he registered four 30-plus point performances — 37 vs. Pittsburgh, 31 vs. Providence and Louisville and 34 vs. Seton Hall.

- **Luke Harangody** registered the first 30-point performance of his career when he scored a career-high 31 points in Notre Dame's overtime win against Providence as he connected on 11-22 shots from the field and was 9-10 from the free-throw line. In addition to scoring 31 points, he also grabbed 14 rebounds.

Twenty Something

- **Luke Harangody's** string of three consecutive games with 20-plus points ended against Colgate when he finished with 11 points and seven rebounds in 19 minutes of action. Prior to that game, he had registered 20-plus points in three consecutive games — Baylor (22), Georgia Tech (22) and Youngstown State (25) for the first time in his career.

- Currently, he is riding his second three-game 20-plus outing of the season — Villanova (25), Providence (31) and DePaul (29).

- **Kyle McAlarney** also had a three-game 20-plus point outing streak of his own that came to an end against Kansas State. McAlarney registered his first 20-point outing of the season against Youngstown State when he tallied 23 points (a then career best). He followed that up with another career-high outing for the second time in as many games when tallied 25 points versus Colgate. In the Eastern Michigan outing, McAlarney led the Irish for the second straight game with a 21-point performance.

- **The last Irish player to net 20-plus points in four consecutive outings was Chris Thomas in 2003-04 (his junior year) versus Pittsburgh (23 points), Connecticut (31 points), Seton Hall (26 points) and Syracuse (25 points).**

One Is A Lonely Number

- **Rob Kurz** is the lone senior among the 14 players on this year's Irish roster. The last time Notre Dame had only one senior on the roster was during the 1983-84 when Cecil Rucker was the only senior member of that team that consisted of four juniors, five sophomores and three freshmen. The 1988-89 Irish squad featured no seniors on that team and was comprised of five juniors, two sophomores and five freshmen.

Elite Company

- Notre Dame joined an elite group last year when it registered its 1,600th win against Providence on February 15, 2007. In its 103rd season, Notre Dame has 1,621 victories. Only 12 other schools have reached the mark: Kentucky, North Carolina, Kansas, Duke, Syracuse, Temple, St. John's, Pennsylvania, Indiana, Utah and UCLA.

Eight Straight Postseason Appearances

- Notre Dame's appearance in last year's NCAA tournament field marks the fourth NCAA berth for the Irish in seven years. Since 2000, Notre Dame has appeared in either the NCAA or NIT tournaments each of the last eight years. The Irish played in the 2000 NIT and then earned consecutive NCAA tournament berths — 2001, '02, '03 — followed by NIT appearances in '04, '05 and '06. This current postseason streak matches the longest stretch since making eight straight from 1983-90 (NIT in 1983 and '84 and NCAA from 1985-90).





Free-Throw Shooting in Final Five Minutes and Overtime:

Tim Andree	2-2 (1.000)
Tim Abromaitis	5-5 (1.000)
Ryan Ayers	7-9 (.778)
Luke Harangody	31-35 (.886)
Zach Hillesland	6-9 (.667)
Tory Jackson.....	11-18 (.611)
Rob Kurz.....	18-19 (.947)
Tom Kopko.....	0-1 (.000)
Kyle McAlarney.....	19-25 (.760)
Tyrone Nash	1-4 (.250)
Jonathan Peoples.....	5-6 (.833)
Ty Proffitt	0-0 (.000)
Carleton Scott.....	0-0 (.000)
<u>Luke Zeller</u>	<u>1-3 (.333)</u>
Total	96-125 (.768)
Opponents.....	38-58 (.655)

Irish On The Road Under Brey

	<u>Away</u>	<u>Neutral.....</u>	<u>Overall</u>
2007-08	1-2	2-2	3-4
2006-07	3-5	3-3	6-8
2005-06	4-7	0-2	4-9
2004-05	4-6	0-1	4-7
2003-04	6-5	2-1	8-6
2002-03	4-5	6-3	10-8
2001-02	8-4	5-3	13-7
<u>2000-01</u>	<u>6-4</u>	<u>2-2</u>	<u>8-6</u>
Totals	36-38	20-17	56-55
.....	(.486)	(.541)	(.505)

Four 20-Win Seasons Under His Belt

• Notre Dame's 24-8 campaign a year ago marked the fourth time in seven seasons under head coach Mike Brey that the Irish won 20-plus games. The 24 wins also equaled the most for Notre Dame during the Brey era. Notre Dame's 20-win campaigns under Brey have been in 2000-01 (20-10), 2001-02 (22-11) and 2002-03 (24-10). In the 102-year history of the program, Notre Dame teams have won 20 or more games on 31 occasions.

Monmouth Notables

• The 33 points allowed by Notre Dame in the 76-33 win over Monmouth on November 16, 2007 were the fewest ever under head coach Mike Brey and the eight points in the second half were the fewest ever by an Irish team in a half since the inception of the three-point shot.

• The 33 points allowed were also the fewest given up by a Notre Dame team since January 4, 1950 in a 54-33 win at home against Butler. It also marked the fewest points scored by an Irish opponent in a road or neutral site game since Kentucky's 34-28 win over the Irish on December 29, 1981 in Louisville, Ky.

• The 43-point margin of victory was the matched the seventh-highest for an Irish team under Mike Brey.

"D" The Key Against Monmouth

• En route to its 76-33 victory over Monmouth on November 16, Notre Dame held the Hawks without a point in the final 10:31 of the contest and outscored Monmouth 23-0 down the stretch. In fact, the Irish held the Hawks to just eight points in the second half and just 11 points overall in the final 24:52 of the contest. Notre Dame also limited Monmouth to just nine field goal attempts (all misses) in the final 8:17 of the game.

'AYERS' Ball

• Junior **Ryan Ayers** is having the best season of his career as he is shooting 45.3 percent from the field (53-117) and 47.4 percent (36-74) from three-point range. His 8.1 points per game also mark a career best. Last year, he began the season 0-12 from the field before hitting his first field goal in the sixth game of the year. Heading into this season, he owned a 38.5 career field goal percentage and 37.5 percent mark from three-point range. Ayers netted a career-high 13 points against Monmouth and Brown and has reached double figures in seven games.

Quietly Goes About His Business

• Perhaps no player in the Irish lineup is as steady as **Rob Kurz**. The senior forward is the team's third-leading scorer (13.0) and second-leading rebounder (8.1) and has scored in double figures in all but six contests. He has recorded six double-doubles with a season-high 23 points and career-high 13 boards coming in wins over North Florida and West Virginia. Kurz is shooting 45.7 percent (75-164) from the field and 41.2 (21-51) from three-point range.

Zeller Matches Career High Against Colgate

• **Luke Zeller** had his second double-figure scoring outing of the season and the sixth of his career in Notre Dame's win over Colgate on November 26. He matched his career-high with 14 points as he finished 5-8 from the field and 4-5 from three-point range in 16 minutes off the bench. In addition, Zeller grabbed four rebounds in the contest. He is averaging 4.7 points and 2.6 rebounds this season.

Zeller On The Boards

• **Zeller** had his best rebounding effort of his career as he registered 10 rebounds against Marquette which marked a career-high for the Irish junior. His previous career-best had been nine rebounds on three occasions.





Series Record vs. DePaul
Notre Dame leads 13-7
Home: 8-1, Away: 5-5, 0-1

<i>Date</i>	<i>Site</i>	<i>Result</i>	<i>Score</i>
2-18-82	East Rutherford, NJ	L	58-71
3-3-83	Notre Dame, IN	W	59-40
2-24-96	Notre Dame, IN	W	72-60
1-22-97	Notre Dame, IN	W	86-72
2-18-97	East Rutherford, NJ	L	74-85
1-17-98	East Rutherford, NJ	L	58-64
1-19-99	Notre Dame, IN	W	59-56
2-6-99	East Rutherford, NJ	W	76-70
3-3-99	New York, NY*	L	69-79
2-19-00	East Rutherford, NJ	W	76-74
1-8-01	East Rutherford, NJ	L	76-78
2-18-01	Notre Dame, IN	L	64-74
1-26-02	Notre Dame, IN	W	60-51
2-3-02	East Rutherford, NJ	W	63-61
1-12-03	Notre Dame, IN	W	74-64
2-5-03	East Rutherford, NJ	L	72-78
2-14-04	Notre Dame, IN	W	71-68
1-5-05	East Rutherford, NJ	W	66-65
1-18--06	East Rutherford, NJ	W	102-91
1-15-07	Notre Dame, IN	W	88-76

*-BIG EAST Tournament

Scoring	Total	Average
Notre Dame	1423	71.2
Seton Hall	1319	66.0

Current Win Streak: Notre Dame, 4 games

Brey vs. Seton Hall: 7-3

ND Biggest Win: 19 (59-40 on 3-3-83)

Seton Hall Biggest Win: 13 (58-71 on 2-18-82)

ND Biggest Win Streak: 4 (2004-07)

Seton Hall Biggest Win Streak: 2 (twice)

The 'Peoples' Choice

- Sophomore **Jonathan Peoples** scored a career-high 12 points in 11 minutes in Notre Dame's loss at Georgetown. Prior to that his personal-best had been nine points against Seton Hall last season. Peoples was 5-6 from the field and 2-2 from three-point range in addition to grabbing four rebounds.

Lost Leads Down The Stretch

- Notre Dame's loss at Marquette on January 12 marked the first time all season that the Irish had trailed all 40 minutes of a game. **In fact, heading into the contest, Notre Dame had trailed just 10:32 of a possible 560 minutes all season.**

- In the win over Providence, the Irish led by eight points (58-50) with 7:01 to play, but the Friars outscored the Irish 11-1 to take a two-point lead (61-59) with 1:02 to play in the contest. Two free throws by **Luke Harangody** sent the game into overtime and the Irish finished out the five-minute extra session by outscoring Providence 20-13.

- Against Baylor, the Irish led by as many as 14 points in the first half after jumping out to a 8-0 lead. The Bears took their first lead (61-60) of the contest with 3:15 remaining in the contest. It also marked the first time Notre Dame had trailed in a game all season long. The Irish regained the lead briefly at 62-61 with 1:33 left on the clock before the Bears closed the game with a 7-2 run to close the game.

- In the loss to Georgia Tech, the Yellow Jackets grabbed a four-point lead early on, but Notre Dame's basket at the 16:54 mark would give the Irish the advantage until the final two seconds of the contest. The Yellow Jackets trailed by nine (62-53) with 5:11 to play before outscoring Notre Dame 17-7 down the stretch.

- In Notre Dame's win over Youngstown State, the Irish led by 25 with 11:41 left in the game, but were outscored 31-18 in the final 11-plus minutes of the contest before holding on for the 87-75 victory.

- In the Irish's win over San Francisco at the Joyce Center, the Irish led by 23 points with 7:24 left in the first half and led by only 14 at halftime, before winning by only eight points.

The Irish All-Time

- The 2007-08 men's basketball campaign marks the 103rd season of basketball and 13th as a member of the BIG EAST Conference. In 102-plus seasons, Irish teams have posted a 1621-889 record for a .646 winning percentage. In BIG EAST play, Notre Dame owns a 107-100 (.517) record all-time in conference regular-season play.

Always In It

- Since the 2005-06 campaign, Notre Dame's 26 losses have been by a combined 166 points for an average of 6.4 points per game. The 14 setbacks in '05-'06 were by a total of 59 points (4.2 points). The only double-digit loss was to North Carolina State (61-47). The Irish suffered 10 BIG EAST losses during the regular season and those were by a combined 35 points (3.5).

Putting Up The Points And Winning Impressively

- Notre Dame averaged 81.0 points per game last season, the best points per game average ever under Mike Brey, and are once again near that point total at 79.8 ppg. Notre Dame has topped 80-plus points on 10 occasions, 90-plus points four times and the century mark once.

Keeping It Close

- In the 82 losses suffered by Irish teams in Mike Brey's seven-plus seasons, only 21 have been by 10 or more points and have been by a combined 565 for an average of 6.9 points per game. Notre Dame's 26-point loss (92-66) to Marquette on January was the





largest ever for an Irish team under Brey, while the loss to Georgetown (84-65) was the second-largest.

BIG EAST Formula For Success Under Brey

• Since his arrival at Notre Dame, Mike Brey has led Notre Dame to a 72-48 (.600) record in BIG EAST regular-season games and a 3-7 mark in tournament play for an overall record of 75-55 (.577) against league foes. In Brey's first season, the Irish posted their first-ever winning record in BIG EAST play and won the BIG EAST West Division title with an 11-5 mark. Prior to Brey's arrival at Notre Dame, Irish teams had a 35-53 (.398) regular-season record since joining the league in 1995-96.

Home Cookin'

• Notre Dame's 18-0 record at home last season marked just the third time since the opening of the Joyce Center in 1968-69 that an Irish team finished undefeated at home during the regular season. It also marked the most wins ever for a Notre Dame team in a single season. Only two other Notre Dame squads ever completed a season undefeated at home — the 1973-74 and 1985-86 squads both finished their campaigns with identical 15-0 records. The Irish were the only BIG EAST team to finish the season undefeated at home. Dating back to the 2005-06 campaign, Notre Dame has won 33 consecutive games at home following the win over Providence on January 31 — an active streak that is third among all Division I teams and is the longest in school history as well as the longest during Mike Brey's tenure.

• Notre Dame's current streak dates back to the final two games of the 2005-06 campaign as Irish defeated DePaul (66-61) in the regular-season finale and Vanderbilt (79-69) in the first round of the NIT. Notre Dame's last loss at home was an 80-72 set-back to Marquette on February 25, 2006.

Current NCAA Division I Home Court Win Streaks:

1. Memphis	44	9. Wake Forest	16
2. BYU	42	10. Drake	15
3. NOTRE DAME	33	11. Vanderbilt	14
4. Tennessee	27	12. IUPUI	14
5. Akron	22	13. Vanderbilt	13
6. Kansas	19	St. Mary's (CA)	13
7. Georgetown	17	Utah State	13
Michigan State	17	Western Kentucky	13

Joyce Center Streakin'

• Notre Dame broke the Joyce Center home win streak mark on December 8 with its 108-62 win over Northern Illinois. Here's a look at the Joyce Center streaks:

33 - Began with a 66-61 win over DePaul on 3/4/06 (current streak)

24 - Began with a 94-68 win over Xavier on 2/3/73 and ended with a 94-84 loss to Indiana on 12/11/74

22 - Began with an 88-68 win over Pittsburgh on 1/26/77 and ended with a 69-68 overtime loss to DePaul on 2/12/78

16 - Began with a 92-70 win over Fairfield on 12/9/82 and ended with a 51-47 loss to UCLA on 12/3/83

16 - Began with an 89-76 win over West Virginia on 2/20/02 and ended with a 87-79 loss to Connecticut on 2/24/03.

290 And Counting

• Heading into tonight's game against Seton Hall, Notre Dame has hit at least one three-pointer in 290 straight games, a mark that dates back to the 1998-99 campaign. The last time an Irish team failed to hit a three-pointer was a 101-70 loss to Connecticut



The Joyce Center Renovation

On October 6, 2006, plans for the renovation of the Joyce Center arena — home to Notre Dame basketball — were announced and are scheduled to begin in September 2008.

The University has selected the architects for the project, and they currently are in the process of completing final design plans.

The first phase of the project, to begin next September, involves construction of a new three-story structure at the south end of the arena. That structure will include a new two-story lobby, the Notre Dame ticket operations (approximately 4,500 square feet) and a varsity shop to sell apparel and souvenirs (approximately 3,000 square feet), in addition to a new club seating and hospitality area.

Replacement of the Joyce Center arena seating, including installation of chair-back seating throughout the arena, is expected to take place after the University's Commencement Exercises in May 2009. The project is scheduled for completion in January 2010. The arena is expected to re-open by mid-October 2009, in time for the start of the basketball season.

The University announced last October that this \$26.3 million project has received a \$12.5 million leadership gift from Notre Dame alumnus and Trustee Philip J. Purcell III. A month later, another major gift of \$5 million came from Notre Dame graduate Vincent J. Naimoli.

The arena will be named Purcell Pavilion at the Joyce Center -- and the new club/hospitality area and two outdoor patios will be named for the Naimoli family.



at the Hartford Civic Center on Jan. 12, 1999 as Notre Dame finished 0-7 from beyond the arc in the game. The 2005-06 Irish squad set the single-season record with 288 three-pointers and fell just one field goal short of that mark (287) in 2006-07.

Home Sweet Home

- Since the inaugural season in 1968-69 at the Joyce Center, Notre Dame owns a 487-141 record all-time for a .775 winning percentage. The Irish are 102-27 (.790) at the Joyce Center during Mike Brey's seven-plus seasons, and since the 1996-97 campaign, they own a 148-43 mark for a .774 winning percentage.

Over The Century Mark

- Notre Dame topped the 100-point mark for the first time in 2007-08 against Northern Illinois with a 108-62 victory against the Huskies. It marked the ninth time during head coach Mike Brey's tenure that the Irish have reached the 100-point mark.

Road Warriors

- In Mike Brey's seven-plus seasons, his Irish teams have compiled a road record of 56-55 (.505) that includes a 36-38 (.486) in true road games and a 20-17 mark (.541) in neutral site contests.

A BIG EAST Family

- The Kurz family name is familiar name in BIG EAST circles this season. **Rob Kurz'** younger sister, Laura, is a member of the Villanova women's basketball team. She played for two years (2004-06) at Duke before transferring to Villanova. After sitting out last season, the junior forward is very similar numbers to her older brother Rob. Rob is currently the third-leading scorer for the Irish (13.0 ppg.) and second-leading rebounder (8.1), while Laura is the Wildcats' second-leading scorer (14.5 ppg.) and top rebounder (6.3).



Head Coach Mike Brey
2007 BIG EAST
Coach of the Year

8th season at Notre Dame •
158-82 (.658)
13th season as a head coach •
257-132 (.661)

- Named the 17th head coach at the University of Notre Dame on July 14, 2000
- A 21-year veteran of the college ranks...
 - University of Notre Dame (head coach)
2000-07 (eighth season)
 - University of Delaware (head coach)
1995-2000 (five seasons)
 - Duke University (assistant coach)
1987-95 (eight seasons)

	<u>Overall</u>	<u>BIG EAST (regular season)</u>
2000-01	20-10	11-5 (1st place-West Division)
2001-02	22-11	10-6 (2nd place-West Division)
2002-03	24-10	10-6 (3rd place-West Division)
2003-04	19-13	9-7 (7th place)
2004-05	17-12	9-7 (6th place)
2005-06	16-14	6-10 (11th place)
2006-07	24-8	11-5 (4th place)
2007-08	16-4	6-2
	158-82 (.658)	72-48 (.600)

- Has guided six of his 12 teams to NCAA tournament play; 10 of those teams have advanced to the postseason (four NIT appearances)
- In his first season, led Notre Dame to the 2000-01 BIG EAST West Division championship (its first league regular-season title in school history). In 2002-03, guided the Irish to their first Sweet 16 appearance since 1987
- He is only coach in the program's history to lead his teams to three consecutive 20-win seasons and three straight NCAA tournament appearances in his first three seasons
- Spent eight years as an assistant coach under Mike Krzyzewski at Duke and during that time the Blue Devils advanced to the Final Four six times and won national championships in both 1991 and '92. While there, Duke compiled a 216-65 record
- Played at DeMatha High School under legendary coach Morgan Wootten and graduated from there in 1977. Also served as an assistant coach for Wootten from 1982-87
- Received DeMatha High School's Distinguished Alumnus Award in October 2003
- Awarded an honorary monogram by the Notre Dame Monogram Club in December of 2006 and inducted in University of Delaware Athletic Hall of Fame in November of 2007

- Recipient of 2003 Coaches vs. Cancer Champion Award in recognition of his fund-raising efforts for the Coaches vs. Cancer Program and a member of the CVC National Council
- Along with wife Tish received the Distinguished Service Award and the 2007 March of Dimes Franklin D. Roosevelt Award in 2,000. The couple has raised more than \$1 million for the South Bend/Michiana area.

Mike Brey vs. Ranked Opponents:

Overall: 22-45
at Notre Dame: 22-39
(2007-08: 1-2; 2006-07: 4-2; 2005-06: 1-7; 2004-05: 2-5; 2003-04: 2-8; 2002-03: 5-6; 2001-02: 3-6; 2000-01: 4-3)
at Delaware: 0-6

Mike Brey in Overtime Games at Notre Dame:

Overall: 4-5
at Georgetown (2/9/02)116-111 (4 OT)
at Boston College (1/25/03)..... 101-96
vs. Georgetown (2/1/03)93-92 (2OT)
at Pittsburgh (1/4/06)97-100 (2OT)
vs. Georgetown (1/24/06)82-85 (2OT)
at Louisville (2/4/06) 86-89
at Connecticut (2/21/06) 74-75
at Michigan (3/20/06).....84-87 (2OT)
vs. Providence (1/31/08)..... 81-74

Mike Brey Among BIG EAST's Best

Since his arrival, Mike Brey has compiled a 74-55 (.574) record in BIG EAST games (71-48 in regular season and 3-7 in tournament contests). Here's how the Irish coach ranks against some of the BIG EAST's best (both past and present)....

Jim Calhoun (UConn: 1986-)	260-144 (.644)
Mick Cronin (UC: 2006-)	7-19 (.269)
Jerry Wainwright (DU: 2005-)	18-24 (.429)
John Thompson (GU: 1979-99)	231-123 (.653)
John Thompson III (GU: 2004-)	45-20 (.692)
Rick Pitino (PC: 1985-87 and UL (2005-)	62-53 (.539)
Paul Evans (UP: 1986-94)	76-70 (.524)
Ben Howland (UP: 1999-03)	46-29 (.613)
Jamie Dixon (UP: 2003-)	57-27 (.679)
Tom Crean (MU: 2005-)	27-18 (.600)
Pete Gillen (PC: 1994-98)	38-43 (.469)
Tim Welsh (PC: 1998-)	69-93 (.423)
Fred Hill (RU: 2006-)	5-21 (.192)
Lou Carnesecca (SJU: 1979-92)	139-80 (.635)
Mike Jarvis (SJU: 1998-03)	57-36 (.613)
Norm Roberts (2004-)	17-41 (.293)
P.J. Carlesimo (SH: 1982-94)	90-130 (.409)
Tommy Amaker (SH: 1997-01)	35-39 (.473)
Louis Orr (SH: 2001-06)	39-47 (.453)
Bobby Gonzalez (SH: 2000-)	9-16 (.360)
Robert McCullum (USF: 2005-)	4-28 (.125)
Jim Boeheim (SU: 1979-)	338-185 (.646)
Rollie Massimino (VU: 1979-92)	123-92 (.572)
Steve Lappas (VU: 1992-01)	96-79 (.559)
Jay Wright (VU: 2001-)	64-53 (.547)
John Beilien (WVU: 2002-)	40-44 (.476)
Gale Catlett (WVU: 1995-02)	49-78 (.386)





Notre Dame Under Brey ...

	Overall	2007-08
Overall	158-82 (.657)	16-4 (.789)
At Home	102-27 (.789)	13-0 (1.000)
On the Road	36-38 (.486)	1-2 (.333)
Neutral Site	20-17 (.541)	2-2 (.500)
vs. BIG EAST (all games)	75-55 (.574)	6-2 (.714)
BIG EAST GAMES (regular season)	72-48 (.597)	6-2 (.714)
Home	45-16 (.733)	5-0 (1.000)
Road	27-32 (.458)	1-2 (.333)
Non-Conference Teams (regular season)	76-20 (.792)	10-2 (.833)
Home	56-9 (.862)	8-0 (1.000)
Road	8-5 (.615)	0-0 (.000)
Neutral	12-6 (.667)	2-2 (.500)
Notre Dame Shoots 50% or better	60-2 (.968)	6-0 (1.000)
Notre Dame Shoots less than 50%	98-80 (.548)	10-4 (.692)
Hold opponent to less than 50%	139-62 (.690)	16-3 (.833)
Hold opponent to less than 40%	88-10 (.898)	8-0 (1.000)
Outrebounds opponent	93-30 (.754)	14-2 (.867)
Plays an overtime game	4-5 (.444)	1-0 (1.000)
Plays a ranked opponent	22-39 (.360)	1-2 (.333)
Plays in November	30-5 (.857)	4-2 (.667)
Plays in December	44-10 (.815)	6-0 (1.000)
Plays in January	36-28 (.563)	5-2 (.714)
Plays in February	30-21 (.580)	1-0 (.000)
Plays in March	18-18 (.500)	0-0 (.000)
Scores 50 points or less	0-3 (.000)	0-0 (.000)
Scores 50+ points	154-78 (.664)	15-4 (.789)
Scores 60+ points	149-65 (.696)	15-4 (.789)
Scores 70+ points	126-38 (.468)	13-0 (1.000)
Scores 80+ points	79-12 (.867)	10-0 (1.000)
Scores 90+ points	35-1 (.972)	4-0 (1.000)
Scores 100+ points	9-0 (1.000)	1-0 (.000)
Season openers	8-0 (1.000)	1-0 (1.000)
Season openers at the Joyce Center	8-0 (1.000)	1-0 (1.000)
Record in first home game	8-0 (1.000)	1-0 (1.000)
Records in first road game (includes neutral)	4-4 (.500)	1-0 (1.000)
Records in BIG EAST openers at home	3-1 (.750)	1-0 (1.000)
Records in BIG EAST openers on the road	1-3 (.250)	0-0 (.000)
Best Record	24-8 (.750) (2006-07)	
Worst Record	16-14 (.533) (2005-06)	
Most BIG EAST wins in a season (regular season and tournament)	12 (2000-01)	
Most BIG EAST losses in a season	11 (2005-06)	
Longest home winning streak	33 (2006-07)	
Longest road winning streak (includes neutral)	5 (2000-01)	
Longest home losing streak	3 (2001-02)	
Longest road losing streak (includes neutral)	5 (2005-06)	

Irish Record Under Brey In Games Decided By

1 point.....	9-8
2 points.....	4-7
3 points.....	10-15
4 points.....	3-6
5 points.....	3-5
6 points.....	8-3
7 points.....	11-5
8 points.....	4-8
9 points.....	5-4
10 points.....	7-4
11-15 points.....	33-12
16-20 points.....	19-4
21-30 points.....	17-1
31-40 points.....	15-0
41-50 points.....	10-0
50+points.....	0-0
Total	158-82

Winning BIG EAST Regular Seasons Since 2000-01

Team	# of Winning Seasons	NCAA Bids
NOTRE DAME	6	4
Pittsburgh	6	6
Syracuse	6	5
Connecticut	5	5
*Marquette	5	4
*Cincinnati	5	5
Georgetown	4	3
*Louisville	4	4
Villanova	3	3
Seton Hall	3	2
Providence	2	2
*DePaul	2	1
West Virginia	2	1
St. John's	1	1
*USF	1	0
Rutgers	0	0

* includes years in Conference USA

10-Win BIG EAST Regular Seasons Since 2000-01

Team	# of Winning Seasons
Pittsburgh	6
Syracuse	5
Connecticut	5
NOTRE DAME	4
Georgetown	3
*Marquette	2
Villanova	2
Providence	2
Seton Hall	2
Louisville	1
West Virginia	1

* joined BIG EAST in 2005-06





Notre Dame Highs and Lows Under Mike Brey

Notre Dame – Team Game High (1st Half)

Points.....	62 vs. Loyola-Chicago (11/22/00)
Field Goals Made	24 vs. IPFW (11/10/06)*
	24 vs. Syracuse (1/30/07)
Field Goals Attempted	43 vs. New Hampshire (11/16/01)*
	43 vs. Syracuse (1/30/07)
Field Goal Percentage.....	72.0% (18-25) vs. Northern Illinois (12/8/07)*
3 PT Field Goals Made	10 vs. Louisville (2/4/06)
	10 vs. Rider (12/28/06) *
3 PT Field Goals Attempted.....	21 vs. Rider (12/28/06)*
3 PT Field Goals Percentage	80.0% (8-10) vs. Eastern Michigan (12/1/07)*
Free Throws Made	13 vs. Northern Illinois (12/8/07)*
Free Throws Attempted	20 vs. Northern Illinois (12/8/07)*
Free Throw Percentage.....	100.0% on seven occasions
Total Rebounds.....	29 vs. Connecticut (1/5/08)*
Offensive Rebounds	14 vs. Army (12/19/04)*
	14 vs. Providence (2/19/05)
Defensive Rebounds	24 vs. Northern Illinois (12/8/07)*
Assists	19 vs. Canisius (12/19/00)*
Steals.....	12 vs. New Hampshire (11/16/01)*
Blocked Shots.....	13 vs. Belmont (11/17/02)*
Turnovers.....	14 vs. Monmouth (11/16/07)
Fouls.....	11 vs. Villanova (1/8/05)*

Notre Dame – Team Game High (2nd Half)

Points.....	68 vs. Georgetown (2/9/02)
Field Goals Made	24 vs. Pittsburgh (1/4/06)
Field Goals Attempted	63 vs. Georgetown (2/9/02)
Field Goal Percentage.....	72.0% vs. Lafayette (11/14/06)
3 PT Field Goals Made	11 vs. St. John's (3/6/04)
3 PT Field Goals Attempted.....	24 vs. Pittsburgh (1/4/06)
3 PT Field Goals Percentage	75.0% (6-8) vs. Connecticut (2/21/05)
Free Throws Made	27 vs. Seton Hall (2/18/06)
Free Throws Attempted	30 vs. Seton Hall (2/18/06)
Free Throw Percentage.....	100.0% (13-13) vs. Villanova (1/8/05)*
	100.0% (15-15) vs. Winston-Salem St. (11/29/06)*
Total Rebounds.....	34 vs. Seton Hall (1/8/01)
Offensive Rebounds	15 vs. Army (12/19/04)*
Defensive Rebounds	25 vs. Sacred Heart (11/18/00)*
Assists	16 vs. Army (12/19/04)*
Steals.....	14 vs. New Hampshire (11/16/01)*
Blocked Shots.....	6 vs. Belmont (11/17/02)
Turnovers	13 vs. Niagara (12/21/05)*
	13 vs. Marquette (1/12/08)
Fouls.....	16 vs. Rutgers (1/31/04)
	16 vs. Winthrop (3/16/07)*

Notre Dame – Team Game High (Total)

Points.....	116 vs. Georgetown (2/9/02)
Field Goals Made	42 vs. Canisius (12/19/00)*
Field Goals Attempted	94 vs. Georgetown (2/9/02)
Field Goal Percentage.....	66.7% (34-51) vs. Pittsburgh (1/30/02)*
3 PT Field Goals Made.....	17 vs. St. John's (3/6/04)#
	17 vs. Louisville (2/4/06)#
3 PT Field Goals Attempted.....	44 vs. Canisius (12/22/00)
3 PT Field Goals Percentage	72.7% (16-22) vs. Loyola-Chicago (11/22/00)*#
Free Throws Made	33 vs. Seton Hall (2/18/06)
Free Throws Attempted	45 vs. Columbia (12/23/05)*
Free Throw Percentage.....	100% (5-5) vs. Illinois (3/22/03)
	100% (19-19) vs. Villanova (1/8/05)#
Total Rebounds.....	64 vs. Georgetown (2/9/02)
Offensive Rebounds	24 vs. Seton Hall (1/8/01)
Defensive Rebounds	41 vs. Northern Illinois (12/8/07)*
Assists	32 vs. Canisius (12/19/00)*#
Steals.....	26 vs. New Hampshire (11/16/01)*#
Blocked Shots.....	19 vs. Belmont (12/17/02)*#
Turnovers.....	24 vs. Marquette (1/12/08)
Fouls.....	26 vs. Georgetown (2/9/02)

Notre Dame – Team Game Lows (1st Half)

Points.....	19 vs. Connecticut (2/21/04)*
Field Goals Made	6 vs. Connecticut (2/21/04)
	6 vs. Cincinnati (1/15/08)*
Field Goals Attempted	21 vs. Canisius College (12/22/01)
Field Goal Percentage.....	18.8% (6-32) vs. Connecticut (2/21/04)
3 PT Field Goals Made.....	0 vs. West Virginia (1/7/04)
3 PT Field Goals Attempted.....	5 on three occasions
3 PT Field Goals Percentage	0.0% (0-7) vs. West Virginia (1/7/04)*
	0.0% (0-10) vs. Michigan (12-3-05)*
Free Throws Made	0 on six occasions
Free Throws Attempted	0 on five occasions
Free Throw Percentage.....	0.0% on five occasions
Total Rebounds.....	10 vs. Pittsburgh (2/9/03)*
Offensive Rebounds.....	1 on three occasions
Defensive Rebounds	8 vs. Pittsburgh (2/12/05)
Assists	1 vs. Villanova (1/27/07)*
Steals.....	1 on three occasions
Blocked Shots.....	0 on 15 occasions
Turnovers	1 vs. Georgetown (3/4/04)*
	1 vs. Brown (12/29/07)*
Fouls.....	0 vs. Samford (12/30/04)*

Notre Dame – Team Game Lows (2nd Half)

Points.....	19 vs. Valparaiso (1/5/03)
Field Goals Made	6 vs. Purdue (3/17/04)*
	6 vs. Harvard (11/19/04)*
Field Goals Attempted	19 vs. Georgetown (2/16/05)*
	19 vs. West Virginia (1/9/07)*
Field Goal Percentage.....	21.4% (6-28) vs. Harvard (11/19/04)*
3 PT Field Goals Made.....	0 vs. Connecticut (11/12/99)
	0 vs. Providence (1/31/08)*
3 PT Field Goals Attempted.....	3 vs. Indiana (12/8/04)
3 PT Field Goals Percentage	0.0% (0-6) vs. Providence(1/31/08)*
Free Throws Made	0 vs. Pittsburgh (1/12/04)
Free Throws Attempted	2 vs. Pittsburgh (1/12/04)
	2 vs. West Virginia (2/1/06)
Free Throw Percentage.....	0.0% (0-2) vs. Pittsburgh (1/12/04)
Total Rebounds.....	7 vs. Rutgers (3/1/03)
Offensive Rebounds	2 vs. Charleston Southern (11/26/04)
Defensive Rebounds	4 vs. Rutgers (3/1/03)
Assists	0 vs. Harvard (11/19/04)
Steals.....	0 on three occasions
Blocked Shots.....	0 on nine occasions
Turnovers	0 vs. West Virginia (3/10/04)
Fouls.....	3 vs. West Virginia (1/7/04)*
	3 vs. Hofstra (11/22/05)*

Notre Dame – Team Game Lows (Total)

Points.....	48 vs. North Carolina St. (11/26/05)
	48 vs. Georgetown (1/6/07)
Field Goals Made	13 vs. Rutgers (3/1/03)
Field Goals Attempted	43 vs. West Virginia (1/9/07)
Field Goal Percentage.....	29.7% (19-64) vs. Connecticut (2/21/04)
3 PT Field Goals Made.....	1 vs. Pittsburgh (2/3/01)
3 PT Field Goals Attempted.....	8 vs. Pittsburgh (2/3/01)
3 PT Field Goals Percentage	10.5% vs. Rutgers (2/14/02)
Free Throws Made	2 vs. Syracuse (1/14/02)
Free Throws Attempted	4 vs. Pittsburgh (3/8/01)
Free Throw Percentage.....	28.0% (7-25) vs. Georgetown (1/19/08)
Total Rebounds.....	21 vs. Rutgers (3/1/03)
Offensive Rebounds	3 vs. DePaul (12/14/02)*
Defensive Rebounds	14 vs. DePaul (12/11/04)*
Assists	6 vs. Mississippi (3/18/01)
Steals.....	1 vs. DePaul (12/11/04)
Blocked Shots.....	0 vs. Georgetown (1/6/07)
	0 vs. Baylor (11/18/07)
Turnovers	4 on three occasions
Fouls.....	6 vs. West Virginia (1/7/04)*

* Indicates game played at the Joyce Center, Notre Dame, Ind.

Indicates school record





Opponent Highs and Lows Under Mike Brey

Opponent – Team Game High (1st Half)

Points.....	53, Arizona (3/27/03)
Field Goals Made	23, Arizona (3/27/03)
Field Goals Attempted	43, Arizona (3/27/03)
Field Goal Percentage	59.3% (16-27), on three occasions
3 PT Field Goals Made.....	9, Syracuse (1/11/06)*
	9, Lehigh (11/27/06)*
3 PT Field Goals Attempted.....	19, Syracuse (1/11/06)*
3 PT Field Goal Percentage	81.8% (9-11), Lehigh (11/26/06)*
Free Throws Made	14, Sacred Heart (11/18/00)*
Free Throws Attempted	19, Sacred Heart (11/18/00)*
Free Throw Percentage.....	100.0%, on seven occasions
Total Rebounds.....	33, Connecticut (2/21/04)
Offensive Rebounds	16, Northern Illinois (11/24/03)*
Defensive Rebounds	21, on four occasions
Assists	14, Arizona (3/27/03)
Steals.....	9, Miami (Fla.) (2/23/02)
	9, Marquette (1/12/08)
Blocked Shots.....	10, Connecticut (2/21/04)
Turnovers	16, Loyola (Chicago) (11/22/00)*
Fouls.....	16, Rutgers (2/14/01)

Opponent – Team Game High (2nd Half)

Points.....	68, Georgetown (4 OT) (2/9/02)
Field Goals Made	20, Pittsburgh (1/30/02)*
Field Goals Attempted	41, Vermont (12/21/00)*
Field Goal Percentage.....	68.2% (15-22), American (12/21/03)*
3 PT Field Goals Made.....	9, Texas (12/8/02)
3 PT Field Goals Attempted.....	22, Tennessee Tech (12/17/00)*
3 PT Field Goal Percentage	100.0% (3-3), Seton Hall (2/5/03)
Free Throws Made	24, Pittsburgh (2 OT) (1/4/06)
Free Throws Attempted	39, Pittsburgh (2 OT) (1/4/06)
Free Throw Percentage.....	100.0% (14-14), Morehead State (12/28/03)*
Total Rebounds.....	38, Georgetown (4 OT) (2/9/02)
Offensive Rebounds	15, Loyola (Chicago) (11/22/00)*
Defensive Rebounds	27, Georgetown (4 OT) (2/9/02)
Assists	19, Pittsburgh (2 OT) (1/4/06)
Steals.....	9, on two occasions
Blocked Shots.....	11, Georgetown (4 OT) (2/9/02)
Turnovers	15, New Hampshire (11/16/01)*
Fouls.....	20, Seton Hall (2/18/06)

Opponent – Team Game High (Total)

Points.....	111, Georgetown (4 OT) (2/9/02)
Field Goals Made	41, Syracuse (3/4/03)*
Field Goals Attempted	79, Vermont (12/21/00)*
Field Goal Percentage.....	63.0% (29-46), American (12/21/03)*
3 PT Field Goals Made.....	14, Texas (12/7/02)
	14, Lehigh (11/27/06)*
3 PT Field Goals Attempted.....	35, Tennessee Tech (12/17/00) *
3 PT Field Goal Percentage	73.7% (14-19), Lehigh (11/27/06)*
Free Throws Made	30, Pittsburgh (2 OT) (1/4/06)
Free Throws Attempted	46, Pittsburgh (2 OT) (1/4/06)
Free Throw Percentage.....	94.1% (16-17), Morehead State (12/28/03)*
Total Rebounds.....	59, Connecticut (2/21/04)
Offensive Rebounds	27, Loyola (Chicago) (11/22/00)*
Defensive Rebounds	38, Pittsburgh (2 OT) (1/4/06)
Assists	30, Pittsburgh (2 OT) (1/4/06)
Steals.....	13, Niagara (12/21/05)*
Blocked Shots.....	19, Connecticut (OT) (2/21/06)
Turnovers	30, New Hampshire (11/16/01)*
Fouls.....	31, Columbia (12/23/05)*

Opponent – Team Game Lows (1st Half)

Points.....	12, The Citadel (11/19/06)*
Field Goals Made	5, The Citadel (11/19/06)*
Field Goals Attempted	19, Army (12/21/06)*
Field Goal Percentage.....	20.7% (6-29), Pittsburgh (11/12/02)
3 PT Field Goals Made.....	0, on seven occasions
3 PT Field Goals Attempted.....	2, Georgetown (2/9/02)
3 PT Field Goal Percentage	0.0%, on seven occasions
Free Throws Made	0, on 16 occasions
Free Throws Attempted	0, on eight occasions
Free Throw Percentage.....	0.0%, on 15 occasions
Total Rebounds.....	8, Monmouth (11/16/07)
Offensive Rebounds	0, Lafayette (11/14/06)
Defensive Rebounds	5, Fordham, (12/28/05)*
Assists	2, on four occasions
Steals.....	0, on five occasions
Blocked Shots.....	0, on 17 occasions
Turnovers	1, on two occasions
Fouls.....	1, Pittsburgh (2/12/05)

Opponent – Team Game Lows (2nd Half)

Points.....	8, Monmouth (11/16/07)
Field Goals Made	3, Monmouth (11/16/07)
Field Goals Attempted	20, on four occasions
Field Goal Percentage.....	13.0% (3-23), Monmouth (11/16/07)
3 PT Field Goals Made.....	0, on seven occasions
3 PT Field Goals Attempted.....	3, on five occasions
3 PT Field Goal Percentage	0.0% on seven occasions
Free Throws Made	0, Monmouth (1/25/01)
Free Throws Attempted	1, Monmouth (1/25/01)
Free Throw Percentage.....	0.0% (0-1), Monmouth (1/25/01)
Total Rebounds.....	7, American (12/21/03)*
Offensive Rebounds	1, Cincinnati (11/24/00)
Defensive Rebounds	3, Virginia Tech (2/22/03)*
Assists	2, on six occasions
Steals.....	0, on four occasions
Blocked Shots.....	0, on 11 occasions
Turnovers	0, West Virginia (3/10/04)
Fouls.....	4, Syracuse (1/14/02)

Opponent – Team Game Lows (Total)

Points.....	33, Monmouth (11/16/07)
Field Goals Made	12, Bucknell (11/22/02)*
Field Goals Attempted	35, Rutgers (3/1/03)
Field Goal Percentage.....	21.1% (12-57), Bucknell (11/22/02)*
3 PT Field Goals Made.....	1, on three occasions
3 PT Field Goals Attempted.....	8, St. John's (2/14/01)
3 PT Field Goal Percentage	5.9% (1-17), Cincinnati (11/24/00)
Free Throws Made	0, Charleston Southern (11/26/04)*
Free Throws Attempted	0, Charleston Southern (11/26/04)*
Free Throw Percentage.....	0.0% (0-0), Charleston Southern (11/26/04)*
Total Rebounds.....	19, Winston-Salem St. (11/29/06)*
Offensive Rebounds	3, Army (12/19/04) *
	3, West Virginia (2/1/06)
Defensive Rebounds	13, Fordham (12/28/05)*
	13, Winston-Salem St. (11/29/06)
Assists	5, Bucknell (11/22/02)*
Steals.....	1, Connecticut (3/11/04)
	1, Eastern Michigan (12/1/07)*
Blocked Shots.....	0, on nine occasions
Turnovers	4, Syracuse, (2/15/03)
Fouls.....	10, on three occasions

* Indicates game played at the Joyce Center, Notre Dame, Ind.





Notre Dame Highs and Lows in a BIG EAST Game

Notre Dame – BIG EAST Team Game High (1st Half)

Points.....	61 vs. Syracuse (1/30/07)
Field Goals Made	24 vs. Syracuse (1/30/07)
Field Goals Attempted	43 vs. Syracuse (1/30/07)
Field Goal Percentage.....	67.7% (21-31) vs. Pittsburgh (1/30/02)*
3 PT Field Goals Made.....	10 vs. Louisville (2/4/06)
	10 vs. Syracuse (1/30/07)
3 PT Field Goals Attempted.....	20 vs. Louisville (2/4/06)
3 PT Field Goals Percentage	70.0% (7-10) vs. West Virginia (2/1/06)
Free Throws Made	11 vs. Connecticut (2/9/04)*
Free Throws Attempted	14 vs. Connecticut (2/9/04)*
Free Throw Percentage.....	100.0% on four occasions
Total Rebounds.....	29 vs. Connecticut (1/5/08)
Offensive Rebounds	14 vs. Providence (2/19/05)
Defensive Rebounds	19 vs. Georgetown (3/4/04)*
Assists.....	14 vs. Syracuse (1/11/06)*
Steals.....	7 on four occasions
Blocked Shots.....	7 vs. Connecticut (2/9/04)*
	7 vs. West Virginia (1/19/05)
Turnovers	12 vs. St. John's (1/23/07)
Fouls.....	11 vs. Villanova (1/8/05)*

Notre Dame – BIG EAST Team Game High (2nd Half)

Points.....	68 vs. Georgetown (2/9/02)
Field Goals Made	24 vs. Pittsburgh (1/4/06)
Field Goals Attempted	63 vs. Georgetown (2/9/02)
Field Goal Percentage.....	69.2% vs. Cincinnati (1/25/08)*
3 PT Field Goals Made.....	11 vs. St. John's (3/6/04)
3 PT Field Goals Attempted.....	24 vs. Pittsburgh (1/4/06)
3 PT Field Goals Percentage	71.4% (6-8) vs. Connecticut (2/21/05)
Free Throws Made	27 vs. Seton Hall (2/18/06)
Free Throws Attempted	30 vs. Seton Hall (2/18/06)
Free Throw Percentage.....	100.0% (13-13) vs. Villanova (1/8/05)*
Total Rebounds.....	34 vs. Seton Hall (1/8/01)
Offensive Rebounds	18 vs. Seton Hall (1/8/01)
Defensive Rebounds	27 vs. Georgetown (3/4/04)*
Assists.....	14 vs. Cincinnati (1/15/08)*
Steals.....	6 vs. Villanova (1/17/07)
Blocked Shots.....	4 vs. Connecticut (3/11/04)
	4 vs. Villanova (1/8/05)*
Turnovers	13 vs. Marquette (1/12/08)
Fouls.....	26 vs. Pittsburgh (1/4/06)

Notre Dame – BIG EAST Team Game High (Total)

Points.....	116 vs. Georgetown (2/9/02)
Field Goals Made	41 vs. Georgetown (2/9/02)
Field Goals Attempted	94 vs. Georgetown (2/9/02)
Field Goal Percentage.....	66.7% (34-51) vs. Pittsburgh (1/30/02)*
3 PT Field Goals Made.....	17 vs. St. John's (3/6/04)#
	17 vs. Louisville (2/4/06)#
3 PT Field Goals Attempted.....	36 vs. Pittsburgh (1/4/06)
3 PT Field Goals Percentage	61.9% (13-21) vs. Providence (1/14/06)*
Free Throws Made	34 vs. Cincinnati (1/15/08)*
Free Throws Attempted	42 vs. Cincinnati (1/15/08)*
Free Throw Percentage.....	100.0% (19-19) vs. Villanova (1/14/03)#*
Total Rebounds.....	64 vs. Georgetown (2/9/02)
Offensive Rebounds	24 vs. Seton Hall (1/8/01)
Defensive Rebounds	34 vs. West Virginia (1/3/08)*
Assists.....	20 vs. St. John's (3/6/04)
Steals.....	10 on three occasions
Blocked Shots.....	9 vs. Connecticut (2/9/04)*
Turnovers	26 vs. Pittsburgh (2/8/00)
Fouls.....	32 vs. Pittsburgh (1/4/06)

*Indicates game played at the Joyce Center, Notre Dame, Ind.
#Indicates school record

Notre Dame – BIG EAST Team Game Lows (1st Half)

Points.....	19 vs. Connecticut (2/12/04)*
Field Goals Made	6 vs. Connecticut (2/21/04)
	6 vs. Cincinnati (1/15/08)*
Field Goals Attempted	24 on four occasions
Field Goal Percentage.....	18.8% (6-32) vs. Connecticut (2/21/04)
3 PT Field Goals Made.....	0 vs. West Virginia (1/7/04)
	0 vs. Connecticut (1/12/99)
3 PT Field Goals Attempted.....	5 vs. Virginia Tech (1/20/04)
	5 vs. West Virginia (1/3/08)*
3 PT Field Goals Percentage	8.3% (1-12) vs. Providence (1/21/03)
Free Throws Made	0 on five occasions
Free Throws Attempted	0 on five occasions
Free Throw Percentage.....	0.0% on five occasions
Total Rebounds.....	10 vs. Pittsburgh (2/9/03)*
Offensive Rebounds	0 on three occasions
Defensive Rebounds	7 vs. St. John's (1/23/07)
Assists.....	1 vs. Villanova (1/27/07)*
Steals.....	0 vs. Pittsburgh (3/5/05)
Blocked Shots.....	0 on nine occasions
Turnovers	1 vs. Georgetown (3/4/04)*
Fouls.....	3 vs. DePaul (1/7/06)

Notre Dame – BIG EAST Team Game Lows (2nd Half)

Points.....	23 vs. Georgetown (1/6/07)
Field Goals Made	7 vs. Syracuse (1/10/05)
Field Goals Attempted	19 vs. Georgetown (2/16/05)*
	19 vs. West Virginia (1/9/07)*
Field Goal Percentage.....	28.0% (7-25) vs. Syracuse (1/10/05)
3 PT Field Goals Made.....	0 vs. Connecticut (1/12/99)
	0 vs. Providence (1/31/08)*
3 PT Field Goals Attempted.....	7 vs. Pittsburgh (1/12/04)
	7 vs. West Virginia (1/3/08)*
3 PT Field Goals Percentage	0.0% (0-6) vs. Providence (1/31/08)*
Free Throws Made	0 vs. Pittsburgh (1/12/04)
Free Throws Attempted	2 vs. Pittsburgh (1/12/04)
	2 vs. West Virginia (2/1/06)
Free Throw Percentage.....	0.0% (0-2) vs. Pittsburgh (1/12/04)
Total Rebounds.....	7 vs. Rutgers (3/1/03)
Offensive Rebounds	3 vs. Pittsburgh (2/9/03)*
	3 vs. Boston College (2/8/05)*
Defensive Rebounds	4 vs. Rutgers (3/1/03)
Assists.....	2 vs. Boston College (2/4/04)
Steals.....	0 vs. Georgetown (3/4/04)*
	0 vs. Villanova (1/26/05)
Blocked Shots.....	0 on six occasions
Turnovers	0 vs. West Virginia (3/10/04)
Fouls.....	3 vs. West Virginia (1/7/04)*

Notre Dame – BIG EAST Team Game Lows (Total)

Points.....	48 vs. Georgetown (1/7/06)
Field Goals Made	13 vs. Rutgers (3/1/03)
Field Goals Attempted	42 vs. Miami (2/26/00)
Field Goal Percentage.....	29.7% (19-64) vs. Connecticut (2/21/04)
3 PT Field Goals Made.....	0 vs. Connecticut (1/12/99)
3 PT Field Goals Attempted.....	6 vs. Seton Hall (2/6/99)
3 PT Field Goals Percentage	10.5% vs. Rutgers (2/14/02)
Free Throws Made	2 vs. Syracuse (1/14/02)
	2 vs. West Virginia (2/1/06)
Free Throws Attempted	4 vs. Pittsburgh (3/8/01)
Free Throw Percentage.....	28.0% (7-25) vs. Georgetown (1/19/08)
Total Rebounds.....	21 vs. Rutgers (3/1/03)
Offensive Rebounds	4 vs. Pittsburgh (2/9/03)*
Defensive Rebounds	18 vs. Pittsburgh (2/7/04)*
	18 vs. Georgetown (1/6/07)
Assists.....	7 vs. Rutgers (3/1/03)
	7 vs. Pittsburgh (3/8/01)
Steals.....	2 vs. Cincinnati (2-18-07)
	3 vs. Georgetown (1/23/05)
Blocked Shots.....	0 vs. Georgetown (1/6/07)
Turnovers	4 vs. Connecticut (2/9/04)*





Opponent Highs and Lows in a BIG EAST Game

Opponent – BIG EAST Team Game High (1st Half)

Points.....	54, Connecticut (1/12/99)
Field Goals Made	22, Syracuse (3/4/03)*
Field Goals Attempted	44, Georgetown (3/4/01)*
Field Goal Percentage	65.2% (15-23), Providence (2/21/96)*
3 PT Field Goals Made.....	9 on three occasions
3 PT Field Goals Attempted.....	19, West Virginia (2/2/00)*
	19, Syracuse (1/11/06)*
3 PT Field Goals Percentage	100.0% (5-5), Connecticut (2/8/97)*
Free Throws Made	21, Connecticut (1/12/99)
Free Throws Attempted	23, Connecticut (1/12/99)
Free Throw Percentage.....	100.0% (7-7), Connecticut (3/11/04)
	100.0% (8-8), Providence (3/2/02)*
Total Rebounds.....	33, Connecticut (2/21/04)
Offensive Rebounds	14, Georgetown (3/8/03)
Defensive Rebounds	21, Connecticut (3/11/04)
	21, Connecticut (2/21/04)
Assists	12, Villanova (1/17/07)
Steals.....	9, Marquette (1/12/08)
Blocked Shots.....	10, Connecticut (2/21/04)
Turnovers	14, Pittsburgh (1/6/03)
Fouls.....	14, Rutgers (1/31/04)

Opponent – BIG EAST Team Game High (2nd Half)

Points.....	68, Georgetown (2/9/02)
Field Goals Made	23, Georgetown (2/9/02)
Field Goals Attempted	60, Georgetown (2/9/02)
Field Goal Percentage	66.7 % (20-30), Pittsburgh (3/5/05)*
3 PT Field Goals Made.....	9, Pittsburgh (1/29/97)
3 PT Field Goals Attempted.....	20, Miami (2/23/02)
3 PT Field Goals Percentage	83.3% (5-6), Boston College (3/1/97)
Free Throws Made	24, Pittsburgh (1/4/06)
Free Throws Attempted	39, Pittsburgh (1/4/06)
Free Throw Percentage.....	100.0% (14-14), Miami (1/28/00)*
Total Rebounds.....	30, Pittsburgh (1/6/03)
	30, Pittsburgh (1/4/06)
Offensive Rebounds	13, Syracuse (2/16/04)
	13, Virginia Tech (1/20/04)
Defensive Rebounds	26, Connecticut (2/21/04)
Assists	19, Pittsburgh (1/4/06)
Steals.....	8, Marquette (1/12/08)
Blocked Shots.....	6, Syracuse (1/11/06)*
	6, Connecticut (1/5/08)*
Turnovers	10, Rutgers (1/31/04)
Fouls.....	20, Seton Hall (2/18/06)

Opponent – BIG EAST Team Game High (Total)

Points.....	111, Georgetown (2/9/02)
Field Goals Made	41, Syracuse (3/4/03)*
Field Goals Attempted	87, Georgetown (1/7/97)
Field Goal Percentage	56.5% (34-60), Syracuse (1/17/04)*
3 PT Field Goals Made.....	14, Syracuse (1/16/00)
3 PT Field Goals Attempted.....	36, Boston College (1/2/00)*
3 PT Field Goals Percentage	71.4% (5-7), Seton Hall (2/5/03)
Free Throws Made	32, Connecticut (1/12/99)
Free Throws Attempted	46, Pittsburgh (1/4/06)
Free Throw Percentage.....	94.4% (17-18), Miami (1/25/00)*
Total Rebounds.....	59, Connecticut (2/21/04)
Offensive Rebounds	32, Georgetown (1/7/97)
Defensive Rebounds	40, Connecticut (1/3/98)
Assists	30, Pittsburgh (1/4/06)
Steals.....	24, Georgetown (2/10/99)*
Blocked Shots.....	19, Connecticut (OT) (2/21/06)
Turnovers	23, Villanova (1/6/02)*
Fouls.....	33, West Virginia (2/11/97)*

Opponent – BIG EAST Team Game Lows (1st Half)

Points.....	16, Georgetown (3/4/04)*
Field Goals Made	6, Georgetown (2/16/05)*
Field Goals Attempted	19, Georgetown (2/16/05)*
Field Goal Percentage	21.9% (7-32), Syracuse (3/4/03)*
3 PT Field Goals Made.....	0 on seven occasions
3 PT Field Goals Attempted.....	2, Georgetown (2/1/03)*
3 PT Field Goals Percentage	0.0% (0-10), DePaul (2/20/07)*
	0.0% (0-8), Connecticut (1/5/08)*
Free Throws Made	0 on four occasions
Free Throws Attempted	0, Rutgers (1/31/04)
	0, West Virginia (1/9/02)
Free Throw Percentage.....	0.0% on four occasions
Total Rebounds.....	10, West Virginia (2/1/06)
Offensive Rebounds	0, Virginia Tech (1/20/04)
Defensive Rebounds	7, Seton Hall (1/12/03)*
	7, West Virginia (1/3/08)*
Assists	2, South Florida (2/15/06)*
Steals.....	0, Connecticut (3/11/04)
	0, Georgetown (3/4/04)*
Blocked Shots.....	0 on six occasions
Turnovers	1, Pittsburgh (1/12/04)
Fouls.....	3, Pittsburgh (2/7/04)*

Opponent – BIG EAST Team Game Lows (2nd Half)

Points.....	21, Rutgers (1/14/03)*
Field Goals Made	5, West Virginia (1/9/02)
Field Goals Attempted	17, Boston College (1/9/96)
Field Goal Percentage	22.7%, West Virginia (1/9/02)
3 PT Field Goals Made.....	0, Connecticut (2/26/01)
3 PT Field Goals Attempted.....	3, Connecticut (2/26/01)
3 PT Field Goals Percentage	0.0% (0-3), Connecticut (2/26/01)
Free Throws Made	0, Pittsburgh (12/6/97)
	0, St. John's (1/23/07)
Free Throws Attempted	0, Pittsburgh (1/29/97)
	0, St. John's (1/23/07)
Free Throw Percentage.....	0.0% (0-0), Pittsburgh (1/29/97)
	0.0% (0-0), St. John's (1/23/07)
Total Rebounds.....	9, West Virginia (3/10/04)
	9, Virginia Tech (2/22/03)*
Offensive Rebounds	1, West Virginia (3/10/04)
Defensive Rebounds	3, Virginia Tech (2/22/03)*
Assists	2, Connecticut (3/11/04)
Steals.....	0, St. John's (3/6/04)
	0, West Virginia (1/15/05)
Blocked Shots.....	0, on five occasions
Turnovers	0, West Virginia (3/10/04)
Fouls.....	2, Connecticut (2/21/05)

Opponent – BIG EAST Team Game Lows (Total)

Points.....	48, Georgetown (3/4/04)*
Field Goals Made	17, Rutgers (1/20/96) *
Field Goals Attempted	40, Syracuse (2/5/05)
Field Goal Percentage	28.1% (18-64), Georgetown (3/4/04)*
3 PT Field Goals Made.....	1, Georgetown (2/7/98)
	1, South Florida (2/15/06)*
3 PT Field Goals Attempted.....	7, Seton Hall (2/5/03)
3 PT Field Goals Percentage	9.5% (2-21), Seton Hall (2/6/99)
Free Throws Made	1, DePaul (2/2/08)*
Free Throws Attempted	3, Connecticut (2/12/00)*
	3, DePaul (2/2/08)*
Free Throw Percentage.....	33.3% (1-3), DePaul (2/2/08)
Total Rebounds.....	22, West Virginia (2/1/06)
Offensive Rebounds	4, West Virginia (2/18/03)
Defensive Rebounds	16, Pittsburgh (1/30/02)*
Assists	6, Syracuse (2/5/05)
Steals.....	1, Connecticut (3/11/04)
Blocked Shots.....	0 on three occasions
Turnovers	4, Syracuse (2/15/03)
Fouls.....	11, Connecticut (3/11/04)

* Indicates game played at the Joyce Center, Notre Dame, Ind.





The Last Time ...

Notre Dame recorded a ...

30-Point win was on 12/29/07 - ND 87, Brown 54 (33 points)*
40-Point win was on 12/8/07 - ND 108, Northern Illinois (46 points)*
50-Point win was on 12/28/06 - ND 101, Rider 51 (50 points)
30-Point loss was on 1/7/99 - ND 62, Villanova 93 (31 points)*

Notre Dame shot ...

60% on FGs was on 12/8/07 - 62.1% (36-58) vs. Northern Illinois (ND 108 - Northern Illinois 62)
65% on FGs was on 1/30/02 - 66.7% (34-51) vs. Pittsburgh (ND 89 - Pittsburgh 76)*
90% on FTs was on 1/5/08 - 90.9% (10-11) vs. Connecticut (ND 73 - Connecticut 67)*

Notre Dame ...

Won 10 games in a row was from 11/24/07 thru 1/5/08 - 10 straight
Won 15 games in a row was from 12/31/53 thru 3/9/54 - 18 straight
Won 20 games in a row never
Lost 5 games in a row was from 1/20/06 thru 2/4/06 - 5 straight
Scored 100 points was on 12/8/07 (ND 108 - Northern Illinois 62)*
- Scored 100 points on the road was on 1/30/07 (ND 103 - Syracuse 91)
- Scored 100 points at a neutral site was on 3/12/78 (ND 100 - Houston 77) (NCAA First Round, Tulsa, OK)
- Scored 100 points and lost was on 3/20/71 (ND 106 - Houston 119) (NCAA Regional Semi-finals at Wichita, KS)
Allowed 100 points was on 1/17/07 vs. Villanova (ND 87 - Villanova 102)
Scored less than 50 points was on 1/6/07 vs. Georgetown (ND 48 - Georgetown 66)
Allowed less than 50 points was on 11/16/07 vs. Monmouth (ND 76 - Monmouth 33)
Played an Overtime Game was on 1/31/08 vs. Providence (ND 81 - Providence 74 - OT)*
- Played in a Multi-Overtime Game was on 3/20/06 vs. Michigan (ND 87 - Michigan 84 - 2OT)
Won on a "last second" shot was on 2/9/03 vs. Pittsburgh (ND 66 - Pittsburgh 64 - Torin Francis layup at 00:00.6)*
Had 5 double figure scorers was on 2/20/07 vs. DePaul (ND 78 - DePaul 54)* Colin Falls 19, Rob Kurz 15, Luke Harangody 13, Tory Jackson 13, Russell Carter 13
Had 6 double figure scorers was on 12/14/03 vs. DePaul (ND 82 - DePaul 69) Jordan Cornette 17, Chris Thomas 13, Colin Falls 12, Torin Francis 12, Chris Quinn 12, Rick Cornett 10
Had 7 double figure scorers never
Had two double-figure rebounders was on 2/2/08 vs. DePaul (ND 89 - DePaul 80) Luke Harangody 14, Rob Kurz 12*
Had two players with double-doubles was on 1/5/08 vs. Connecticut (ND 73 - Connecticut 67) Luke Harangody (14 pts, 10 rebs), Rob Kurz (14 pts, 10 rebs)*
Had three players with double-doubles never
Had two 30-point scorers was on 2/18/06 vs. Seton Hall (ND 102 - Seton Hall 91) Chris Quinn - 34, Colin Falls - 32
Had two 20-point scorers was on 1/15/08 vs. Cincinnati (ND 91 - Cincinnati 74) Luke Harangody - 25, Kyle McAlamey - 22*
Had three 20-point scorers was on 3/8/07 vs. Syracuse (ND 89 - Syracuse 83) Russell Carter 24, Luke Harangody 20, Colin Falls 23
Made 10 three-point field goals was on 12/29/07 - 13-32 (40.6%) vs. Brown (ND 87 - Brown 54)*
Committed 10 turnovers or less was on 2/2/08 - 8 turnovers vs. DePaul (ND 89 - DePaul 80)*
Committed 5 turnovers or less was on 2/21/06 - 4 turnovers vs. Connecticut (ND 74 - Connecticut 75 - OT)
Committed 25 turnovers was on 2/8/00 - 26 turnovers vs. Villanova (ND 69 - Villanova 86)
Forced 25 turnovers was on 11/16/01 - 30 turnovers vs. New Hampshire (ND 95 - New Hampshire 53)

An Irish player had ...

25+ points was on 2/2/08 - Luke Harangody (29) vs. DePaul (ND 89 - DePaul 80)*
30+ points was on 1/31/08 - Luke Harangody (31) vs. Providence (ND 81 - Providence 74)*
35+ points was on 1/4/06 - Chris Quinn (37) vs. Pittsburgh (ND 97 - Pittsburgh 100 2OT)
40+ points was on 11/28/93 - Monty Williams (42) vs. Valparaiso (ND 96 - Valparaiso 74)*
15 or more rebounds was on 1/3/08 - Luke Harangody (16) vs. West Virginia (ND 74 - West Virginia 56)*
20 rebounds was on 11/22/02 - Torin Francis (20) vs. Bucknell (ND 73 - Bucknell 42)*
a "double-double" was on 2/2/08 - Luke Harangody (29 pts, 14 rebs) vs. DePaul (ND 89 - DePaul 80)*
a "triple-double" was on 11/16/01 - Chris Thomas (24 pts, 11 ast, 11 steals) vs. New Hampshire (ND 99 - New Hampshire 53)*
20 points and 10 rebounds was on 2/2/08 - Luke Harangody (29 pts, 14 rebs) vs. DePaul (ND 89 - DePaul 80)*
20 points and 20 rebounds was on 1/8/01 - Troy Murphy (25 pts, 20 rebs) vs. Seton Hall (ND 76 - Seton Hall 78)
10 assists was on 1/5/08 - Tory Jackson (11) vs. Connecticut (ND 73 - Connecticut 67)*
10 blocks was on 11/17/02 - Jordan Cornette (11) vs. Belmont (ND 76 - Belmont 48)*#
10 steals was on 11/16/01 - Chris Thomas (11) vs. New Hampshire (ND 99, New Hampshire 53)*#

An opposing player had ...

25+ points was on 12/22/07 - Manny Quezada (25), San Francisco (ND 84 - San Francisco 76)*
30+ points was on 3-9-07 - Jeff Green (30), Georgetown (ND 82 - Georgetown 84)
35+ points was on 2/1/03 - Mike Sweetney (38), Georgetown (ND 93 - Georgetown 92 2OT)
40+ points was on 2/8/87 - Danny Manning (40), Kansas (ND 60 - Kansas 70)
15 rebounds was on 3/8/07 - Paul Harris (15), Syracuse (ND 89 - Syracuse 83)
20 rebounds was on 3/8/07 - Terrance Roberts (20), Syracuse (ND 89 - Syracuse 83)
a "double-double" was on 1/19/08 - DaJuan Summers (17 pts, 11 rebs), Georgetown (ND 65 - Georgetown 84)
a "triple-double" was on 2/21/06 - Marcus Williams (18 pts, 10 rebs, 13 asts) Connecticut (ND 74 - Connecticut 75 - OT)
20 points and 10 rebounds was on 3/16/07 - Torrell Martin (20 pts, 11 rebs) Winthrop (ND 64 - Winthrop 74)
20 points and 20 rebounds was on 2/9/02 - Mike Sweetney (35 pts, 20 rebs) Georgetown (ND 116 - Georgetown 111 - 4OT)
10 assists was on 3/16/07 - Michael Jenkins (11), Winthrop (ND 64 - North Carolina 74)
10 blocks was on 1/5/08 - Hasheem Thabeet (10), Connecticut (ND 73 - Connecticut 67)*
10 steals was on 1/29/89 - Mark Macon (11), Temple (ND 64 - Temple 60)*

*indicates Notre Dame home game; #school record; @Joyce Center record





The Last Time In A BIG EAST Game...

Notre Dame Recorded a ...
30-Point win.....never
40-Point win.....never
50-Point win.....never
30-Point loss.....was on 1/7/99 - ND 62, Villanova 93 (31 points)

Notre Dame Shot ...
60% on FGs.....was on 1/6/01 - 60.8% (31-51) vs. Rutgers (ND 87 - Rutgers 80)*
65% on FGs.....was on 1/30/02 - 66.7% (34-51) vs. Pittsburgh (ND 89 - Pittsburgh 76)*
90% on FTs.....was on 1/20/06 - 92.3% (12-13) vs. Marquette (ND 65 - Marquette 67)

Notre Dame ...
Won 5 BIG EAST games in a rowwas from 2/15/07 thru 3/3/07 (5 straight)
Won 10 BIG EAST games in a rownever
Lost 5 BIG EAST games in a rowwas from 1/20/06 thru 2/4/04 (5 straight)
Scored 100 points.....was on 1/30/07 (ND 103 - Syracuse 91)
- Scored 100 points on the roadwas on 1/30/07 (ND 103 - Syracuse 91)
- Scored 100 points on the neutral site.....never
- Scored 100 points and lost.....never
Allowed 100 points.....was on 1/17/07 vs. Villanova (ND 87 - Villanova 102)
Scored less than 50 points.....was on 1/6/07 vs. Georgetown (ND 48 - Georgetown 66)
Allowed less than 50 points.....was on 3/4/04 vs. Georgetown (ND 61 - Georgetown 48)*
Played an Overtime Game.....was on 1/31/08 vs. Providence (ND 81 - Providence 74 - OT)*
- Played in a Multi-Overtime Game.....was on 1/24/06 vs. Georgetown (ND 82 - Georgetown 85 - 2OT)*
Won on a "last second" shot.....was on 2/9/03 vs. Pittsburgh (ND 66 - Pittsburgh 64 - Torin Francis layup at 00:00.6)*
Had 5 double figure scorers . was on 2/20/07 vs. DePaul (ND 78- DePaul 54)* - Colin Falls 19, Rob Kurz 15, Luke Harangody 13, Tory Jackson 13, Russell Carter 13
Had 6 double figure scorersnever
Had 7 double figure scorersnever
Had two double figure rebounders was on 2/2/08 vs. DePaul (ND 89 - DePaul 80) - Luke Harangody 14, Rob Kurz 12*
Had two players with double-doubles..... was on 1/5/08 vs. Connecticut (ND 76 - Connecticut 63) - Luke Harangody (14 pts, 10 rebs), Rob Kurz (14 pts, 10 rebs)*
Had three players with double-doublesnever
Had two 30-point scorers.....was on 2/18/06 vs. Seton Hall (ND 102 - Seton Hall 91) - Chris Quinn - 34, Colin Falls - 32
Had two 20-point scorers.....was on 1/26/08 vs. Villanova (ND 90 - Villanova 80) - Kyle McAlarney - 30, Luke Harangody - 25
Had three 20-point scorers.....was on 3/8/07 vs. Syracuse (ND 89 - Syracuse 83) - Russell Carter 24, Luke Harangody 20, Colin Falls 23
Made 10 three-point field goals..... was on 3/9/07 - 10-26 (38.5%) vs. Georgetown (ND 82 - Georgetown 84)
Committed 10 turnovers or less..... was on 2/2/08 - 8 turnovers vs. DePaul (ND 89- DePaul 80)
Committed 5 turnovers or less..... was on 2/21/06 - 4 turnovers vs. Connecticut (ND 74 - Connecticut 75 - OT)
Committed 25 turnovers..... was on 2/8/00 - 26 turnovers vs. Villanova (ND 69 - Villanova 86)
Forced 25 turnoversnever

An Irish player had ...
25+ points.....was on 2/2/08 - Luke Harangody (29) vs. DePaul (ND 89 - DePaul 80)*
30+ points.....was on 1/31/08 - Luke Harangody (31) vs. Providence (ND 81 - Providence 74)*
35+ points.....was on 1/4/06 - Chris Quinn (37) vs. Pittsburgh (ND 97 - Pittsburgh 100 - 2OT)
40+ points.....never
15 or more rebounds.....was on 1/3/08 - Luke Harangody (16) vs. West Virginia (ND 69 - West Virginia 56)*
20 rebounds..... was on 1/8/01 - Troy Murphy (20) vs. Seton Hall (ND 76 - Seton Hall 78)
a "double-double"..... was on 2/2/08 - Luke Harangody (29 pts, 14 rebs) vs. DePaul (ND 89 - DePaul 80)*
a "triple-double"never
20 points and 10 rebounds..... was on 2/2/08 vs. DePaul (ND 89 - DePaul 80) - Luke Harangody (29 pts, 14 rebs)*
20 points and 20 rebounds..... was on 1/8/01 - Troy Murphy (25 pts, 20 rebs) vs. Seton Hall (ND 76 - Seton Hall 78)
10 assists..... was on 1/5/08 - Tory Jackson (11) vs. Connecticut (ND 73 - Connecticut 67)*
10 blocksnever
10 stealsnever

An opposing player had ...
25+ points..... was on 2/8/07 - Wilson Chandler (25), DePaul (ND 66 - DePaul 67)
30+ points..... was on 3/9/07 - Jeff Green (30), Georgetown (ND 82 - Georgetown 84)
35+ points..... was on 2/1/03 - Mike Sweetney (38), Georgetown (ND 93 - Georgetown 92 - 2OT)
40+ points.....never
15 rebounds..... was on 2/3/07 - McHugh Mattis (16), South Florida (ND 63 - South Florida 69)
20 rebounds..... was on 3/8/07 - Terrance Roberts (20), Syracuse (ND 89 - Syracuse 83)
a "double-double".....was on 1/19/08 - DaJuan Summers (17 pts, 11 rebs), Georgetown (ND 65 - Georgetown 84)
a "triple-double" was on 2/21/06 - Marcus Williams (18 pts, 10 rebs, 13 asts), Connecticut (ND 74 - Connecticut 75 - OT)
20 points and 10 rebounds..... was on 3-9-07 - Jeff Green (30 pts, 12 rebs), Georgetown (ND 82 - Georgetown 84)
20 points and 20 rebounds..... was on 2/9/02 - Mike Sweetney (35 pts, 20 rebs), Georgetown (ND 116 - Georgetown 111 - 4OT)
10 assists..... was on 2/21/05 - Marcus Williams (12), Connecticut (ND 74 - Connecticut 88)
10 blocks was on 1/5/08 - Hasheem Thabeet (10), Connecticut (ND 73 - Connecticut 67)*
10 stealsnever

Note: Notre Dame began playing as a member of the BIG EAST Conference in 1995-96.
* indicates Notre Dame home game; @ indicates Joyce Center record; # indicates school record





Rob Kurz #31
Forward • Senior • 6-9 • 232
Lower Gwynedd, Pa. (Penn Charter)

SENIOR SEASON (2007-08):

Has started all 20 contests for the Irish this season, has scored in double figures in 14 games and grabbed 10-plus boards in nine contests ... was 6-6 from the free throw line, making key baskets in the final minutes of play vs. Providence (1/31) ... registered sixth double-double of the season with 17 points and 10 rebounds vs. Cincinnati (1/15) ... finished with 14 points and 10 boards vs. Connecticut (1/5) ... matched career-high 13 rebounds against West Virginia (1/3) ... recorded third double-double of the season vs. Brown (12/29) as he finished with 15 points and 11 boards ... grabbed 12 boards against DePaul (2/2) ... posted second back-to-back double-double of his career when he finished with season-high 23 points and grabbed a career-high 13 boards against North Florida (12/31) ... had team high 17 points against Northern Illinois (12/8) ... netted a season high 20 points against Colgate (11/26) ... also brought down 10 rebounds against the Raiders to mark his second double-double of the season ... grabbed season high 11 rebounds vs. Youngstown State (11/24) ... played season high 31 minutes vs. Georgia Tech (11/19) ... was 3-of-5 behind the arc against the Yellow Jackets ... was perfect from the line (6-6) against Tech ... recorded 15 points against Monmouth in only 24 minutes of play (11/16) ... played 28 minutes vs. Long Island in season opener with a season high 19 points (11/12) ... recorded first double-double of the season (12th of career) ... was 8-of-12 from the field, tying career high eight field goals ... also finished with 10 rebounds vs. the Blackbirds ... recorded four blocked shots against Long Island, another season-high ... BIG EAST Weekly Honor Roll (12/31).

Career Stats vs. The BIG EAST

Opponent	G-GS	Min.	FG-FGA	3Pt FG-FGA	FT-FTA	Reb.	A	PF	BS	ST	Pts.
Cincinnati	2-2	61/30.5	5-14	1-3	11-14	17/8.5	3	6	1	1	22/11.0
Connecticut	3-1	58/19.3	7-17	4-5	2-4	17/5.7	1	6	2	2	20/6.7
DePaul	5-3	140/28.0	17-31	7-9	9-12	37/7.4	8	10	6	3	50/10.0
Georgetown	6-5	159/26.5	13-35	4-11	21-21	36/6.0	6	14	4	5	48/8.0
Louisville	2-1	47/23.5	2-11	1-4	8-10	13/6.5	7	8	3	0	13/6.5
Marquette	4-3	105/26.3	9-25	2-10	5-7	16/4.0	2	7	3	2	27/6.8
Pittsburgh	1-0	15/15.0	2-2	0-0	2-2	2/2.0	0	3	0	0	6/6.0
Providence	5-3	107/21.4	12-31	1-7	11-18	26/5.2	5	11	8	2	39/7.8
Rutgers	2-1	40/20.0	5-9	1-1	4-5	8/4.0	3	5	1	0	15/7.5
St. John's	1-1	27/27.0	1-8	0-3	5-6	9/9.0	0	3	2	1	7/7.0
Seton Hall	2-1	46/23.0	5-7	1-2	15-19	10/5.0	2	6	3	0	26/13.0
South Florida	3-1	75/25.0	8-16	3-3	12-14	22/7.3	1	7	7	2	31/10.3
Syracuse	2-2	53/26.5	5-17	1-2	12-15	11/5.5	1	2	2	1	17/8.5
Villanova	4-4	98/24.5	10-26	2-8	11-14	25/6.3	1	12	2	3	33/8.3
West Virginia	4-2	77/19.3	3-10	0-0	10-13	25/6.3	2	5	3	0	16/4.0

Career Highs

Points.....25 vs. Lehigh (11-27-06)
 Field Goals8 vs. Lafayette (11-20-05) and Long Island (11-12-07)
 Field Goals Attempted.....13 vs. Alabama (12-7-06) and DePaul (2-8-07)
 Field-Goal Percentage.....1.000 on four occasions
 Three-Point Field Goals3 on four occasions
 Three-Point Field Goals Attempted.....5 on three occasions
 Three-Point Field Goal Percentage.....1.000 on 10 occasions
 Free Throws12 vs. Lehigh (11-27-06)
 Free Throws Attempted.....13 vs. Lehigh (11-27-06) and Rider (12-28-06)
 Free-Throw Percentage.....1.000 on 28 occasions
 Rebounds.....13 vs. North Florida (12-31-07) and West Virginia (1-3-08)
 Assists.....7 vs. Elon (12-16-06)
 Blocked Shots.....5 vs. Wofford (12-30-05)
 Steals.....3 on four occasions
 Minutes.....43 vs. Georgetown (1-24-06)

Season Stats

Opp.	Min.	Total			Rebounds			PF	A	TO	BLK	Stl.	Pts.			
		FG-FGA	Pct.	3FG-FGA	Pct.	FT-FTA	Pct.							Off.	Def.	Total
Long Island (S)	28	8-12	.667	1-3	.333	2-2	1.000	2	8	10	2	3	0	4	0	19
Monmouth (S)	24	5-9	.556	1-1	1.000	4-7	.571	2	3	5	2	3	4	1	0	15
Baylor (S)	27	2-11	.182	2-4	.500	7-8	.875	1	4	5	4	0	2	0	1	13
Georgia Tech (S)	31	3-6	.500	3-5	.600	6-6	1.000	2	3	5	4	4	3	2	1	15
Youngstown State (S)	26	3-5	.600	0-0	.000	2-3	.667	1	10	11	2	4	0	2	0	8
Colgate (S)	28	7-10	.700	0-2	.000	6-6	1.000	5	5	10	2	4	2	1	1	20
Eastern Michigan (S)	27	2-5	.400	0-0	.000	3-7	.429	2	4	6	3	4	2	3	0	7
Kansas State (S)	21	3-5	.600	0-1	.000	0-0	.000	0	3	3	2	0	4	1	1	6
Northern Illinois (S)	19	4-7	.571	2-2	1.000	7-8	.875	1	5	6	3	2	1	0	0	17
San Francisco (S)	29	5-9	.556	1-2	.500	1-1	1.000	2	6	8	2	3	1	0	3	12
Brown (S)	26	5-10	.500	0-2	.000	5-5	1.000	3	8	11	2	1	1	1	1	15
North Florida (S)	32	7-11	.636	3-5	.600	6-8	.750	3	10	13	4	4	3	1	2	23
West Virginia (S)	35	1-5	.200	0-0	.000	6-6	1.000	4	9	13	2	1	4	2	0	8
Connecticut (S)	31	5-12	.417	2-3	.667	2-2	1.000	5	5	10	4	1	2	2	1	14
Marquette (S)	25	3-8	.375	2-6	.333	3-4	.750	1	5	6	2	1	4	0	1	11
Cincinnati (S)	32	4-11	.363	1-3	.333	8-9	.889	4	6	10	3	3	2	1	1	17
Georgetown (S)	32	1-6	.167	0-2	.000	6-6	1.000	2	4	6	4	2	0	0	1	8
Villanova (S)	31	3-7	.429	2-5	.400	4-4	1.000	1	3	4	3	1	4	0	0	12
Providence (S)	30	2-8	.250	1-4	.250	6-6	1.000	2	5	7	4	4	2	3	1	11
DePaul (S)	28	2-7	.285	0-1	.000	4-4	1.000	3	9	12	3	1	1	2	0	8

Career Statistics

YEAR	G-S	MIN/AVG	FG-FGA	PCT.	3-Point			FT-FTA	PCT.	Rebounds				AST.	STL	BLK	PF-D	PTS/AVG
					FG-FGA	PCT.	PCT.			O	D	TOT	AVG.					
2004-05	14-0	66/4.7	5-14	.357	1-3	.333	8-14	.571	8	8	16	1.1	3	1	2	9-1	19/1.4	
BIG EAST	4-0	4/1.0	0-0	.000	0-0	.000	0-0	.000	0	0	0	0.0	0	0	0	0-0	0/0.0	
2005-06	30-12	638/21.3	61-131	.466	11-25	.440	58-75	.773	55	97	152	5.1	19	15	26	76-3	191/6.4	
BIG EAST	16-5	339/21.2	32-71	.451	6-13	.462	33-44	.750	25	50	75	4.7	6	7	11	37-1	103/6.5	
2006-07	31-30	868/28.0	113-226	.500	21-49	.429	145-179	.810	94	154	248	8.0	53	24	46	85-1	392/12.6	
BIG EAST	15-14	434/28.9	45-107	.421	10-25	.400	56-77	.727	43	64	107	7.1	19	6	23	41-0	156/10.4	
2007-08	20-20	562/28.1	75-164	.457	21-51	.411	88-102	.862	46	115	161	8.1	46	15	26	57-0	259/13.0	
BIG EAST	8-8	244/30.5	21-64	.328	8-24	.333	39-41	.951	22	45	67	8.4	14	5	10	25-0	89/11.1	
TOTALS	95-62	2134/22.5	254-535	.474	54-128	.421	299-370	.808	203	374	577	6.1	121	55	100	227-5	861/9.1	
BIG EAST	43-27	1021/23.7	98-242	.404	24-62	.387	128-162	.790	90	160	250	5.8	39	18	44	103-1	348/8.1	





Ryan Ayers #42
Guard/Forward • Junior • 6-7 • 210
Blue Bell, Pa. (Germantown Academy)

JUNIOR SEASON (2007-08):

Started the first 17 games of the season ... has back-to-back games with double figure scoring 10 points against Villanova (1/26) and Providence (1/31) ... knocked down key three point basket in overtime to surge Notre Dame ahead of the Friars (1/31) ... once again came off the bench and made immediate impact, scoring for the Irish on his first possession out ... came off the bench against Villanova (1/26) and scored 10 points as he netted double figures for the sixth time ... netted seven points and grabbed four rebounds vs. Cincinnati (1/15) in 30 minutes ... tallied nine points, grabbed three rebounds and matched career-high with two blocked shots against DePaul (2/2) ... knocked down two free-throws near the end of the second half to seal win over Connecticut (1/5) ... registered second double-figure scoring effort of the season (and third of his career) against Eastern Michigan (12/1) when he finished with 12 points, hitting 4-5 shots from the field, including 3-4 from three-point range ... finished with 11 points against Northern Illinois ... matched career-high with three assists vs. Youngstown State (11/24) ... netted a personal-best 13 points and five field goals against Monmouth (11/16) in addition to grabbing a career-high seven rebounds ... posted season-high 32 minutes against the Hawks ... matched career-high of 13 points against Brown (12/29) and also grabbed six boards ... followed that up with the first back-to-back double-figure scoring effort of his career when he finished with 10 points and six boards vs. North Florida (12/31) ... made first career season-opener start with the Irish against Long Island (11/12) and second of his career ... scored eight or more points in 10 games.

Career Stats vs. The BIG EAST

Opponent	G-GS	Min.	3Pt.			Reb.	A	PF	BS	ST	Pts.
			FG- FGA	FG- FGA	FT- FTA						
Cincinnati	2-1	60/30.0	6-6	5-5	2-4	5/2.5	1	1	1	1	19/9.5
Connecticut	1-1	32/32.0	1-6	1-4	2-2	3/3.0	0	2	0	1	5/5.0
DePaul	4-0	60/15.0	6-12	3-7	0-0	6/1.5	3	1	2	0	12/3.0
Georgetown	3-1	37/12.3	1-5	1-5	1-2	2/0.7	1	1	0	2	4/1.3
Louisville	1-0	3/3.0	0-0	0-0	0-0	0/0.0	0	1	0	0	0/0.0
Marquette	4-1	18/10.3	1-6	0-4	2-2	4/1.0	1	2	0	3	4/1.0
Pittsburgh	1-0	6/6.0	0-0	0-0	0-0	0/0.0	0	1	0	0	0/0.0
Providence	3-1	57/19.0	5-9	3-5	2-3	5/1.7	2	4	0	2	15/5.0
Rutgers	2-0	13/6.5	2-3	2-3	0-0	1/0.5	0	1	0	0	6/3.0
St. John's	0-0	0/0.0	0-0	0-0	0-0	0/0.0	0	0	0	0	0/0.0
Seton Hall	2-0	17/8.5	2-2	2-2	0-0	1/0.5	1	0	0	0	6/3.0
South Florida	2-0	21/10.5	2-6	1-3	0-1	4/2.0	0	0	0	2	5/2.5
Syracuse	2-0	20/10.0	2-5	1-4	2-2	1/0.5	0	3	1	0	7/3.5
Villanova	3-0	37/12.3	4-8	4-8	6-9	6/2.0	1	2	1	3	18/6.0
West Virginia	3-1	41/13.7	3-5	3-5	2-2	5/1.7	0	1	1	0	11/3.7

Career Highs

Points.....13 vs. Monmouth (11-16-07) and Brown (12-29-07)
 Field Goals5 vs. Monmouth (11-16-07) and Brown (12-29-07)
 Field Goals Attempted..... 11 vs. Brown (12-29-07)
 Field-Goal Percentage..... 1.000 on six occasions
 Three-Point Field Goals4 vs. Cincinnati (2-18-07)
 Three-Point Field Goals Attempted..... 7 vs. San Francisco (12-22-07)
 Three-Point Field Goal Percentage..... 1.000 on eight occasions
 Free Throws4 vs. Villanova (1-26-08)
 Free Throws Attempted.....6 vs. Villanova (1-26-08)
 Free-Throw Percentage.....1.000 on eight occasions
 Rebounds..... 7 vs. Winston-Salem St. (11-29-06) and Monmouth (11-16-07)
 Assists..... 3 on three occasions
 Blocked Shots..... 2 vs. Monmouth (11-16-07) and DePaul (2-2-08)
 Steals.....5 vs. Winthrop (3-16-07)
 Minutes36 vs. West Virginia (1-3-08) and Providence (1-31-08)


Season Stats

Opp.	Min.	Total		3FG-FGA	Pct.	FT-FTA	Pct.	Rebounds						Pts.		
		FG-FGA	Pct.					Off.	Def.	Total	PF	A	TO		BLK	Stl.
Long Island (S)	24	3-8	.375	2-4	.500	0-0	.000	0	4	4	3	1	0	1	1	8
Monmouth (S)	32	5-6	.833	3-4	.750	0-0	.000	2	5	7	0	3	1	2	0	13
Baylor (S)	27	3-6	.500	3-5	.600	0-0	.000	1	2	3	3	1	1	0	0	9
Georgia Tech (S)	18	1-3	.333	1-2	.500	0-0	.000	1	1	2	0	0	0	0	1	3
Youngstown State (S)	26	2-8	.250	2-5	.400	0-0	.000	2	1	3	1	3	2	0	1	6
Colgate (S)	20	3-7	.429	1-4	.250	2-2	1.000	0	2	2	1	0	1	0	1	9
Eastern Michigan (S)	27	4-5	.800	3-4	.750	1-1	1.000	0	1	1	0	0	0	0	0	12
Kansas State (S)	30	2-8	.250	1-2	.500	0-1	.000	1	2	3	2	2	0	1	2	5
Northern Illinois (S)	19	4-6	.667	2-4	.500	1-3	.333	1	3	4	1	3	0	0	1	11
San Francisco (S)	29	3-8	.375	3-7	.429	0-0	.000	0	3	3	0	0	1	1	0	9
Brown (S)	20	5-11	.455	3-6	.500	0-0	.000	4	2	6	3	2	0	1	0	13
North Florida (S)	28	3-6	.500	2-4	.500	2-2	1.000	1	5	6	1	2	2	1	2	10
West Virginia (S)	36	2-4	.500	2-4	.500	2-2	1.000	0	5	5	1	0	2	1	0	8
Connecticut (S)	32	1-6	.167	1-4	.250	2-2	1.000	0	3	3	2	0	1	0	1	5
Marquette (S)	23	0-3	.000	0-2	.000	0-0	.000	0	2	2	1	1	0	0	1	0
Cincinnati (S)	30	2-2	1.000	1-1	1.000	2-4	.500	1	3	4	0	1	1	0	1	7
Georgetown (S)	23	1-4	.250	1-4	.250	1-2	.500	0	2	2	1	1	0	0	1	4
Villanova	18	2-3	.667	2-3	.667	4-6	.667	1	4	5	1	1	1	0	3	10
Providence	36	3-5	.600	2-4	.500	2-3	.667	0	3	3	2	1	1	0	1	10
DePaul	32	4-8	.500	1-3	.333	0-0	.000	0	3	3	1	2	1	2	0	9

Career Statistics

YEAR	G-S	MIN/AVG	FG-FGA	PCT.	3-Point		FT-FTA	PCT.	Rebounds						PTS/AVG		
					FG-FGA	PCT.			O	D	TOT	AVG.	AST.	STL		BLK	PF-D
2005-06	18-0	123/6.8	6-22	.273	3-12	.250	4-4	1.000	3	9	12	0.7	3	3	2	11-0	19/1.1
BIG EAST	8-0	27/3.4	2-5	.400	1-2	.500	0-0	.000	0	1	1	0.3	0	3	0	5-0	5/0.6
2006-07	30-1	358/11.9	28-67	.418	18-48	.375	14-18	.778	9	32	41	1.4	13	15	5	29-0	88/2.9
BIG EAST	15-1	175/11.7	18-30	.600	15-25	.600	6-8	.750	2	11	13	0.9	3	3	3	12-0	57/3.8
2007-08	20-17	533/26.7	53-117	.452	36-76	.473	19-28	.679	15	56	71	3.6	24	17	10	24-0	161/8.1
BIG EAST	8-5	231/28.9	15-35	.428	10-25	.400	13-19	.684	2	25	27	3.4	7	8	3	9-0	53/6.6
TOTAL	67-18	1014/14.9	87-206	.422	57-136	.419	37-50	.740	27	97	124	1.8	40	35	17	64-0	268/3.9
BIG EAST	31-6	433/14.0	35-70	.500	26-52	.500	19-27	.704	4	37	41	1.3	10	14	6	26-0	115/3.7





Zach Hillesland #33
Forward • Junior • 6-9 • 233
Toledo, Ohio (St. John's Jesuit)

JUNIOR SEASON (2007-08):

Started the first game of the season and fifth of his career against Villanova (1/26) and subsequent games against Providence (1/31) and DePaul (2/2) ... finished with two points and six rebounds against the Wildcats ... has grabbed five or more rebounds in 12 of the 19 contests he has played ... brought down seven defensive rebounds in 18 minutes of play against Georgetown (1/21) ... scored in double figures for the third time this season as he finished with 10 points and five rebounds against the Blue Demons ... missed the North Florida game (12/31) after suffering sprained ankle in previous outing vs. Brown ... matched season-high with four assists vs. Brown (12/29) ... scored eight points and grabbed four rebounds against San Francisco (12/22) as he matched a career-best six free throws from the line ... was 6-of-8 from the line vs. Northern Illinois, matching a career record six free throws (12/8) ... followed Georgia Tech performance with a 10-point performance vs. Youngtown State (11/24) to record first back-to-back double-figure scoring effort of his career ... netted 12 points for the Irish against Georgia Tech (11/19) while playing a season-high 27 minutes ... finished with nine points and six rebounds in win over Monmouth (11/16) ... grabbed a season-high nine rebounds versus scored eight points and grabbed a season-high seven rebounds vs. Long Island (11/12).

Career Stats vs. The BIG EAST

Opponent	G-GS	Min.	FG-FGA	3Pt FG-FGA	FT-FTA	Reb.	A	PF	BS	ST	Pts.
Cincinnati	2-0	32/16.0	3-7	0-0	4-6	6/3.0	5	9	0	1	10/5.0
Connecticut	1-0	19/19.0	1-4	0-0	0-0	5/5.0	1	3	0	0	2/2.0
DePaul	3-1	53/17.7	6-12	0-0	2-2	9/3.0	7	4	1	3	14/4.7
Georgetown	3-0	54/18.0	5-9	0-0	3-4	16/5.3	1	6	0	3	13/4.3
Louisville	1-0	9/9.0	2-2	0-0	2-3	2/2.0	1	0	0	1	6/6.0
Marquette	3-0	44/14.7	2-6	0-0	3-8	7/2.4	4	7	2	1	9/3.0
Pittsburgh	1-0	1/1.0	0-0	0-0	0-0	0/0.0	0	0	0	0	0/0.0
Providence	3-1	63/21.0	10-16	0-0	1-5	11/3.7	5	5	0	2	21/7.0
Rutgers	2-0	23/11.5	2-4	0-0	0-0	8/4.0	3	4	0	0	4/2.0
St. John's	1-0	32/32.0	3-8	0-0	0-3	6/6.0	1	2	0	1	6/6.0
Seton Hall	2-0	25/12.5	6-10	0-0	0-1	10/5.0	8	1	1	2	12/6.0
South Florida	2-1	40/20.0	5-8	0-0	3-4	6/3.0	6	5	3	1	13/6.5
Syracuse	2-1	47/23.5	6-10	0-0	6-6	14/7.0	7	6	2	2	18/9.0
Villanova	3-1	65/21.6	2-11	0-0	6-9	15/5.0	6	11	1	2	10/3.3
West Virginia	2-0	34/17.0	3-4	0-0	1-2	6/3.0	6	2	0	0	7/3.5

Career Highs

Points.....14 vs. Syracuse (1-30-07) and Providence (2-15-07)
 Field Goals 7 vs. Providence (2-15-07)
 Field Goals Attempted.....11 vs. Providence (2-15-07)
 Field-Goal Percentage.....1.000 on nine occasions
 Three-Point Field Goals —
 Three-Point Field Goals Attempted.....1 vs. Villanova (1-26-08)
 Three-Point Field Goal Percentage..... —
 Free Throws6 on three occasions
 Free Throws Attempted..... 8 vs. Northern Illinois (12-8-07) and San Francisco (12-22-07)
 Free-Throw Percentage.....1.000 on nine occasions
 Rebounds12 vs. IPFW (11-10-06)
 Assists8 vs. Seton Hall (1-14-07)
 Blocked Shots.....2 vs. South Florida (1-21-07)
 Steals3 vs. Lafayette (11-14-06) and Northern Illinois (12-8-07)
 Minutes 34 vs. Syracuse (1-30-07) and Providence (2-15-07)

Season Stats

Opp.	Min.	Total			Rebounds			PF	A	TO	BLK	Stl.	Pts.			
		FG-FGA	Pct.	3FG-FGA	Pct.	FT-FTA	Pct.							Off.	Def.	Total
Long Island	24	4-9	.444	0-0	.000	0-1	.000	2	5	7	1	3	1	1	8	
Monmouth	15	3-6	.500	0-0	.000	3-3	1.000	3	3	6	1	0	2	0	2	9
Baylor	16	1-3	.333	0-0	.000	1-2	.500	2	3	5	1	1	1	0	0	3
Georgia Tech	27	4-5	.800	0-0	.000	4-6	.667	1	4	5	4	2	4	0	2	12
Youngstown State	18	4-5	.800	0-0	.000	2-3	.667	3	2	5	3	3	4	2	1	10
Colgate	18	0-3	.000	0-0	.000	4-4	1.000	2	2	4	3	2	2	0	0	4
Eastern Michigan	24	2-3	.667	0-0	.000	0-0	.000	2	4	6	0	1	0	0	0	4
Kansas State	22	0-4	.000	0-0	.000	0-0	.000	5	4	9	1	2	0	1	1	0
Northern Illinois	16	1-3	.333	0-0	.000	6-8	.750	0	5	5	1	4	1	0	3	8
San Francisco	22	1-1	1.000	0-0	.000	6-8	.750	0	4	4	3	1	2	1	2	8
Brown	20	2-4	.500	0-0	.000	0-0	.000	1	4	5	3	4	1	0	0	4
North Florida	DNP-Inj.															
West Virginia	20	2-3	.667	0-0	.000	1-2	.500	0	3	3	2	3	5	0	0	5
Connecticut	19	1-4	.250	0-0	.000	0-0	.000	1	4	5	3	1	1	0	0	2
Marquette	22	0-3	.000	0-0	.000	2-4	.500	0	2	2	3	2	2	1	0	2
Cincinnati	13	0-2	.000	0-0	.000	3-4	.750	1	2	3	4	2	0	0	0	3
Georgetown	18	1-3	.333	0-0	.000	2-2	1.000	0	7	7	3	1	1	0	0	4
Villanova (S)	28	1-4	.250	0-0	.000	0-0	.000	0	6	6	4	4	3	0	1	2
Providence (S)	27	3-5	.600	0-0	.000	1-2	.500	2	1	3	2	2	3	0	0	7
DePaul (S)	21	4-6	.667	0-0	.000	2-2	1.000	2	3	5	0	2	1	0	1	10

Career Statistics

YEAR	G-S	MIN/AVG	FG-FGA	PCT.	3-Point			FT-FTA	PCT.	Rebounds			AST.	STL	BLK	PF-D	PTS/AVG
					FG-FGA	PCT.	PCT.			O	D	TOT					
2005-06	13-0	29/2.2	3-6	.500	0-0	.000	2-2	1.000	0	3	3	0.2	3	0	0	5-0	8/0.6
BIG EAST	5-0	7/1.4	1-1	1.000	0-0	.000	0-0	.000	0	0	0	0.0	1	0	0	1-0	2/0.4
2006-07	32-4	628/19.6	70-121	.579	0-0	.000	44-76	.579	41	112	153	4.8	71	33	13	81-1	184/5.8
BIG EAST	16-2	339/21.2	40-76	.526	0-0	.000	20-36	.556	21	60	81	5.1	42	14	8	44-1	100/6.3
2007-08	19-3	388/20.4	34-77	.442	0-1	.000	37-51	.725	27	68	95	5.0	40	14	6	42-0	105/5.5
BIG EAST	8-3	168/21.0	12-31	.387	0-1	.000	11-16	.687	6	28	34	4.3	17	2	1	21-0	35/4.4
TOTALS	64-7	1045/16.3	107-204	.525	0-1	.000	83-129	.643	68	183	251	3.9	114	47	19	128-1	297/4.6
BIG EAST	29-5	514/17.7	53-108	.490	0-1	.000	31-52	.596	27	88	115	4.0	60	16	9	66-1	137/4.7





Kyle McAlarney #23
Guard • Junior • 6-0 • 196
Staten Island, N.Y. (Moore Catholic)

JUNIOR SEASON (2007-08):

Logged career high 42 minutes vs. Providence in 19th consecutive start of the season ... named BIG EAST Player of the Week (1/28) after finishing with second 30-plus point performance of the season when he scored 30 points in win over Villanova (1/26) ... recorded career-high 32 points in win over Connecticut (1/5) ... played 30-plus minutes in 18 of 19 games ... notched nine assists to lead the team against West Virginia (1/3) ... his seven game double-figure scoring streak — which was halted by North Florida (12/31) — was the longest of his career ... topped 20-plus point mark for the fifth time this season with 22 points vs. Cincinnati (1/15) ... scored 17 points and dished off six assists versus DePaul (2/2) ... reached double figures for the sixth straight game versus San Francisco (12/22) as he finished with 14 points ... scored Notre Dame's final nine points and finished with 18 points against Kansas State (12/4) ... named to the BIG EAST Weekly Honor Roll (12/3) ... recorded third consecutive 20-plus point outing vs. Eastern Michigan (12/1) hitting 8-10 from the field and 5-7 from beyond the arc ... set career-high 25 points, just two days after 23-point contest against Colgate (11/26) ... was 7-of-10 from behind the arc against the Raiders ... scored 23 points on 5-10 shooting from three-point range vs. Youngstown State (11/24) ... played 39 minutes against Baylor, a then career high (11/18) ... posted 13 points against Monmouth (11/16).

Career Stats vs. The BIG EAST

Opponent	G-GS	Min.	3Pt.			Reb.	A	PF	BS	ST	Pts.
			FG-FGA	FG-FGA	FT-FTA						
Cincinnati	1-1	39/39.0	7-10	5-8	3-4	1/1.0	3	0	0	0	22/22.0
Connecticut	2-2	48/24.0	14-21	6-8	0-1	5/2.5	7	2	0	0	34/17
DePaul	3-1	69/23.0	8-24	7-18	2-2	5/1.7	8	2	0	1	25/8.3
Georgetown	3-1	62/20.7	5-22	2-12	0-0	2/1.0	2	3	0	2	12/4.0
Louisville	1-1	33/33.0	2-7	2-6	2-2	3/3.0	4	3	0	0	8/8.0
Marquette	3-3	106/35.3	12-27	5-14	1-1	9/3.0	13	6	0	3	30/10.0
Pittsburgh	1-0	18/18.0	1-2	1-2	0-0	1/1.0	1	5	0	0	3/3.0
Providence	3-2	101/33.7	10-21	8-13	3-3	9/3.0	11	2	0	1	31/10.3
Rutgers	1-1	34/34.0	2-6	2-6	0-0	2/2.0	8	1	0	2	6/6.0
St. John's	0-0	0/0.0	0-0	0-0	0-0	0/0.0	0	0	0	0	0/0.0
Seton Hall	1-1	15/15.0	0-0	0-0	0-0	2/2.0	4	2	0	0	0/0.0
South Florida	1-1	26/26.0	1-4	1-3	3-4	1/0.0	2	0	0	1	6/6.0
Syracuse	1-0	20/20.0	1-3	1-2	0-0	3/3.0	3	0	0	0	3/3.0
Villanova	2-1	60/30.0	13-23	8-14	9-10	3/1.5	5	4	0	1	43/21.5
West Virginia	2-1	65/32.5	4-13	2-6	0-0	2/2.0	12	0	0	1	10/5.0

Career Highs

Points..... 32 vs. Connecticut (1-5-08)
 Field Goals 13 vs. Connecticut (1-5-08)
 Field Goals Attempted..... 19 vs. Connecticut (1-5-08)
 Field-Goal Percentage..... 1.000 on three occasions
 Three-Point Field Goals 7 vs. Rider (12-28-06) and Colgate (11-26-07)
 Three-Point Field Goals Attempted..... 13 vs. DePaul (2-2-08)
 Three-Point Field Goal Percentage..... 1.000 on three occasions
 Free Throws 6 on three occasions
 Free Throws Attempted..... 8 vs. Youngstown State (11-24-07)
 Free-Throw Percentage..... 1.000 on 16 occasions
 Rebounds 5 vs. Kansas State (12-4-07)
 Assists 12 vs. Lafayette (11-14-06)
 Blocked Shots..... 1 vs. IPFW (12-18-05)
 Steals 3 vs. Vanderbilt (3-15-06) and Portland (12-19-06)
 Minutes 42 vs. Providence (1-31-08)

Season Stats

Opp.	Min.	Total			Rebounds			PF	A	TO	BLK	Stl.	Pts.			
		FG-FGA	Pct.	3FG-FGA	Pct.	FT-FTA	Pct.							Off.	Def.	Total
Long Island (S)	32	2-5	.400	1-3	.333	2-2	1.000	0	1	1	2	7	2	0	7	
Monmouth (S)	30	5-12	.417	3-9	.333	0-0	.000	1	3	4	0	3	3	0	1	13
Baylor (S)	39	1-11	.091	1-4	.250	0-1	.000	0	4	4	4	3	2	0	0	3
Georgia Tech (S)	36	3-8	.375	1-4	.250	0-0	.000	1	1	2	1	4	3	0	2	7
Youngstown State (S)	33	6-13	.462	5-10	.500	6-8	.750	0	1	1	1	3	2	0	1	23
Colgate (S)	32	8-12	.667	7-10	.700	2-2	1.000	0	2	2	0	5	0	0	1	25
Eastern Michigan (S)	34	8-10	.800	5-7	.714	0-0	.000	0	1	1	2	4	2	0	1	21
Kansas State (S)	36	6-13	.462	2-5	.400	4-4	1.000	1	4	5	2	2	2	0	2	18
Northern Illinois (S)	27	6-10	.600	5-9	.556	0-0	.000	1	1	2	0	1	0	0	1	17
San Francisco (S)	37	3-10	.300	2-6	.333	6-7	.857	0	2	2	1	2	2	0	2	14
Brown (S)	30	4-11	.363	4-10	.400	0-0	.000	0	1	1	0	3	1	0	2	12
North Florida (S)	38	2-11	.182	1-9	.111	4-6	.667	0	2	2	0	2	1	0	1	9
West Virginia (S)	38	3-11	.273	1-4	.250	0-0	.000	0	1	1	0	9	1	0	1	7
Connecticut (S)	38	13-19	.684	6-7	.857	0-1	.000	0	4	4	1	5	0	0	0	32
Marquette (S)	33	3-8	.375	2-6	.333	0-0	.000	1	0	1	0	1	6	0	0	8
Cincinnati (S)	39	7-10	.700	5-8	.625	3-4	.750	0	1	1	0	3	5	0	0	22
Georgetown (S)	35	4-15	.267	2-8	.250	0-0	.000	0	0	0	3	1	2	0	2	10
Villanova (S)	38	10-16	.625	5-9	.556	5-6	.833	0	0	0	2	5	4	0	1	30
Providence (S)	42	3-11	.273	2-6	.333	0-0	.000	1	3	4	1	5	2	0	1	8
DePaul (S)	37	5-17	.294	5-13	.385	2-2	1.000	0	2	2	0	6	1	0	1	17

Career Statistics

YEAR	G-S	MIN/AVG	FG-FGA	PCT.	3-Point		FT-FTA	PCT.	Rebounds			AST.	STL	BLK	PF-D	PTS/AVG	
					FG-FGA	PCT.			O	D	TOT						AVG.
2005-06	29-10	649/22.4	61-131	.466	40-93	.430	30-33	.909	11	37	48	1.7	72	16	1	37-1	192/6.6
BIG EAST	16-9	390/24.4	32-75	.427	22-55	.400	13-14	.929	8	27	35	2.2	48	6	0	23-1	99/6.2
2006-07	12-12	358/29.8	42-86	.488	26-56	.464	14-17	.824	7	20	27	2.3	65	13	0	6-0	124/10.3
BIG EAST	0-0	0/0.0	0-0	.000	0-0	.000	0-0	.000	0	0	0	0.0	0	0	0	0-0	0/0.0
2007-08	20-20	703/35.2	102-232	.440	65-146	.445	34-43	.791	6	34	40	2.0	74	20	0	20-0	303/15.2
BIG EAST	8-8	300/37.5	48-106	.452	28-60	.467	10-13	.770	2	11	13	1.6	35	6	0	7-0	134/16.8
TOTALS	61-42	1710/28.0	205-449	.457	131-295	.444	78-93	.839	24	91	115	1.9	211	49	1	63-1	619/10.1
BIG EAST	24-17	690/28.8	80-181	.441	50-115	.434	23-27	.851	10	38	48	2.0	83	12	0	30-1	233/9.7





Luke Zeller #40
Forward/Center • Junior • 6-10 • 239
Washington, Ind. (Washington)

JUNIOR SEASON (2007-08):

Recorded a career high 10 rebounds against Marquette in 14 minutes of play (1/12)... career-high 3 blocked shots vs. North Florida (12/31) ... finished with nine points on 3-4 from field and 2-2 from three-point range vs. Brown (12/29) in addition to grabbing four boards ... grabbed season-high five rebounds vs. Northern Illinois (12/8) ... nailed two key three-pointers in second half of win versus Kansas State (12/4) ... matched career high 14 points in just 16 minutes of play against Colgate (11/26) ... knocked down four-of-five three point shots vs. the Raiders ... was five-of-six (.833) against Long Island in the season opener, posting 12 points for the Irish (11/12) ... scored six points (all from three-point range) vs. Cincinnati (1/15) and DePaul (2/2).

Opponent	G-GS	Min.	3Pt.			Reb.	A	PF	BS	ST	Pts.
			FG-FGA	FG-FGA	FT-FTA						
Cincinnati	2-0	14/7.0	2-4	2-4	0-0	1/0.5	0	1	0	0	6/2.0
Connecticut	2-0	15/7.5	2-7	1-6	0-0	4/2.0	0	1	1	1	5/2.5
DePaul	4-1	46/11.5	2-10	2-9	1-2	11/2.75	4	7	0	3	7/1.8
Georgetown	5-1	65/13.0	6-20	2-12	1-2	6/1.2	1	10	0	3	12/2.4
Louisville	2-1	25/12.5	4-8	2-5	0-0	7/3.5	2	5	0	0	10/5.0
Marquette	4-0	26/6.5	2-7	1-4	0-0	13/3.3	1	2	0	1	2/0.5
Pittsburgh	1-1	38/38.0	4-12	3-10	0-0	5/5.0	3	3	1	0	11/11.0
Providence	3-0	25/8.3	0-3	0-2	0-0	1/0.3	4	3	0	1	0/0.0
Rutgers	2-0	8/4.0	1-1	0-0	0-0	2/1.0	0	2	0	0	2/1.0
St. John's	1-0	9/9.0	0-1	0-1	0-0	1/1.0	0	3	0	0	0/0.0
Seton Hall	2-0	6/3.0	1-2	0-1	0-0	0/0.0	1	1	0	0	2/0.5
South Florida	3-0	32/10.7	3-8	1-6	0-0	8/2.7	1	0	1	0	7/2.3
Syracuse	3-0	43/14.3	4-11	5-8	0-0	12/4.0	2	6	3	0	13/4.3
Villanova	4-0	36/9.0	5-14	3-10	1-2	3/0.8	0	5	0	1	14/3.5
West Virginia	3-2	26/8.7	1-2	0-1	0-0	2/1.0	2	1	1	0	2/0.7

Career Highs

Points..... 14 vs. Elon (12-16-06) and Colgate (11-26-07)
 Field Goals5 on four occasions
 Field Goals Attempted..... 12 vs. Pittsburgh (1-4-06)
 Field-Goal Percentage..... 1.000 on seven occasions
 Three-Point Field Goals 4 vs. Colgate (11-26-07)
 Three-Point Field Goals Attempted..... 10 vs. Pittsburgh (1-4-06)
 Three-Point Field Goal Percentage..... 1.000 on eight occasions
 Free Throws4 vs. Florida International (12-10-05)
 Free Throws Attempted.....4 vs. Florida International (12-10-05) and Lehigh (11-27-06)
 Free-Throw Percentage..... 1.000 on five occasions
 Rebounds 10 vs. Marquette (1-12-08)
 Assists3 on four occasions
 Blocked Shots.....3 vs. North Florida (12-31-07)
 Steals2 on three occasions
 Minutes 38 vs. Pittsburgh (1-4-06)

Season Stats

Opp.	Min.	Total			Rebounds			PF	A	TO	BLK	Stl.	Pts.			
		FG-FGA	Pct.	3FG-FGA	Pct.	FT-FTA	Pct.							Off.	Def.	Total
Long Island	17	5-6	.833	2-3	.667	0-0	.000	0	3	3	0	1	0	1	12	
Monmouth	19	1-4	.250	0-1	.000	0-0	.000	1	3	4	2	2	1	0	0	2
Baylor	15	2-4	.500	1-1	1.000	1-2	.500	1	2	3	0	0	0	0	0	6
Georgia Tech	8	0-1	.000	0-1	.000	0-0	.000	0	0	0	0	0	0	0	0	0
Youngstown State	15	2-4	.500	0-1	.000	0-0	.000	0	2	2	3	0	0	1	0	4
Colgate	16	5-8	.625	4-5	.800	0-0	.000	3	1	4	2	0	0	0	2	14
Eastern Michigan	13	1-2	.500	1-1	1.000	0-0	.000	0	2	2	2	0	1	0	0	3
Kansas State	9	2-4	.500	2-4	.500	0-0	.000	1	0	1	0	0	0	0	0	6
Northern Illinois	15	2-4	.500	1-3	.333	1-2	.500	1	4	5	1	2	0	0	0	6
San Francisco	12	0-2	.000	0-1	.000	0-2	.000	0	1	1	2	0	0	0	0	0
Brown	16	3-4	.750	2-2	1.000	1-1	1.000	2	2	4	1	0	0	0	0	9
North Florida	17	3-7	.429	1-2	.500	0-0	.000	2	1	3	3	1	0	3	1	7
West Virginia	7	0-0	.000	0-0	.000	0-0	.000	0	0	0	0	0	0	0	0	0
Connecticut	9	0-3	.000	0-3	.000	0-0	.000	0	2	2	1	0	0	1	1	0
Marquette	14	1-4	.250	0-2	.000	0-0	.000	4	6	10	0	1	1	0	1	2
Cincinnati	10	2-4	.500	2-4	.500	0-0	.000	1	0	1	0	0	0	0	0	6
Georgetown	18	3-9	.333	1-5	.200	0-0	.000	2	0	2	2	0	0	0	1	7
Villanova	7	0-2	.000	0-1	.000	0-0	.000	0	0	0	0	0	0	0	1	0
Providence	9	0-1	.000	0-1	.000	0-0	.000	0	0	0	1	1	0	0	1	0
DePaul	7	2-5	.400	2-5	.400	0-0	.000	0	1	1	2	2	0	0	0	6

Career Statistics

YEAR	G-S	MIN/AVG	FG-FGA	PCT.	3-Point		FT-FTA	PCT.	Rebounds				AST.	STL	BLK	PF-D	PTS/AVG
					FG-FGA	PCT.			O	D	TOT	AVG.					
2005-06	27-9	371/13.7	32-88	.364	20-59	.339	8-17	.471	22	63	85	3.1	28	3	7	40-1	92/3.4
BIG EAST	14-3	165/11.8	13-42	.310	8-30	.267	2-4	.500	11	21	32	2.3	13	1	3	20-0	36/2.6
2006-07	32-16	398/12.4	46-94	.489	17-43	.395	12-18	.667	24	45	69	2.2	16	8	12	67-1	121/3.8
BIG EAST	16-3	150/9.4	14-33	.424	6-22	.273	1-2	.500	6	20	26	1.6	4	3	3	22-0	35/2.2
2007-08	20-0	253/12.7	34-78	.436	19-46	.413	3-7	.429	18	30	48	2.4	10	9	5	24-0	90/4.5
BIG EAST	8-0	81/10.1	8-28	.286	5-21	.238	0-0	.000	7	9	16	2.0	4	5	1	6-0	21/2.6
TOTALS	79-25	1022/12.9	112-260	.431	56-148	.378	23-42	.548	64	138	202	2.6	54	20	24	131-2	303/3.8
BIG EAST	38-6	396/10.4	35-103	.339	19-73	.260	3-6	.500	24	50	74	1.9	21	9	7	48-0	92/2.4





Luke Harangody #44

Forward • Sophomore • 6-8 • 251
Schererville, Ind. (Andrean)

SOPHOMORE SEASON (2007-08):

Named to the Wooden and Naismith Awards Midseason Top 30 lists ... leads team in scoring (20.4) and rebounding (10.0) ... despite suffering a torn ligament in his right thumb at the beginning of the season, has been strong force inside for Notre Dame ... currently has an 18-game double-figure scoring streak and has scored in double figures in 19 of 20 contests and netted 20-plus points in 11 games and registered 11 double-doubles ... finished with 29 points and 14 boards in win over DePaul (2/2) ... logged career high 31 points in 10th double-double effort against Providence (1/31) with 14 rebounds ... nailed two key free throws near the end of regulation after stealing the ball under the Irish net to take the game into overtime vs. the Friars ... scored 25 points and grabbed 10 rebounds for ninth double-double of the season against Villanova (1/26) ... led the Irish in scoring with 13 points vs. Georgetown (1/19) ... matched career high 29 points en route to eighth double-double (14 rebs.) this season against Marquette (1/12) ... nine of 29 points came from the line ... scored 24 of his game-high 25 points against Cincinnati (1/15) in the second half ... was 13-15 from the charity stripe in the game, both career-highs ... posted seventh double-double of the season (14 pts., 10 rebs.) despite shooting only 5-23 from the field vs. Connecticut (1/5) ... scored career-high 29 points (7-8 in first half) in BIG EAST opener against West Virginia (1/3) ... also notched career-high 16 rebounds vs. the Mountaineers ... had 22 points vs. North Florida ... posted third consecutive double-double (a first in his career) with 23 points and 10 rebounds against San Francisco (12/22) ... recorded fourth double-double of the season vs. Northern Illinois with 14 points and 12 rebounds (12/8) ... finished with third double-double of season as he finished with 19 points and career-high 14 rebounds vs. Kansas State (12/4) ... tallied 18 points and grabbed seven rebounds against Eastern Michigan (12/1) ... recorded third consecutive 20-plus point outing vs. Youngstown State (11/24) ... with a career-high 25 points and registered second consecutive double-double with 13 boards vs. the Penguins ... scored 22 points in back-to-back outings against Baylor (11/18) and Georgia Tech (11/19) at the Paradise Jam ... recorded first double-double of the season against the Yellow Jackets with 11 rebounds ... also played 35 minutes for a career high against Georgia Tech ... led the Irish in points (22), rebounds (11), steals (3) and blocked shots (3) vs. the Yellow Jackets ... started first career home-opener against Long Island, posting 15 points ... named to all-tournament team at Paradise Jam ... two-time member of BIG EAST Weekly Honor Roll (11/26, 12/10 and) ... BIG EAST Player of the Week (1/7) and (2/2)

Career Stats vs. The BIG EAST

Opponent	G-GS	Min.	3Pt.		FT-FTA	Reb.	A	PF	BS	ST	Pts.
			FG-FGA	FG-FGA							
Cincinnati	2-2	57/28.5	11-22	0-0	14-17	15/7.5	5	6	0	2	36/18.0
Connecticut	0-0	0/0.0	0-0	0-0	0-0	0/0.0	0	0	0	0	0/0.0
DePaul	3-3	73/24.3	17-44	0-0	13-18	30/10.0	6	3	0	3	47/15.7
Georgetown	3-2	63/21.0	7-25	0-0	15-18	13/4.3	5	14	1	3	29/9.6
Louisville	1-0	21/21.0	7-11	0-0	1-1	6/6.0	0	1	0	0	15/15.0
Marquette	2-2	60/30.0	17-37	0-0	17-20	27/13.5	1	6	4	2	51/25.5
Pittsburgh	0-0	0/0.0	0-0	0-0	0-0	0/0.0	0	0	0	0	0/0.0
Providence	2-2	46/23.0	14-27	0-0	9-10	16/8.0	2	8	1	2	37/18.5
Rutgers	1-1	28/28.0	4-13	0-0	2-3	7/7.0	1	4	1	2	10/10.0
St. John's	1-1	12/12.0	0-2	0-0	1-2	3/3.0	0	3	0	0	1/1.0
Seton Hall	1-1	22/22.0	5-11	0-0	2-4	5/5.0	1	3	1	0	12/12.0
South Florida	2-2	41/20.5	5-13	0-0	4-5	14/7.0	1	7	1	0	14/7.0
Syracuse	2-2	63/31.5	15-33	0-0	11-12	24/12.0	0	7	1	1	41/20.5
Villanova	3-3	87/29.0	14-28	0-0	14-19	21/7.0	3	8	3	2	42/14.0
West Virginia	2-1	51/25.5	15-23	0-1	10-12	21/10.5	2	1	0	1	40/20.0

Career Highs

Points.....	31 vs. Providence (1-31-08)
Field Goals	12 vs. Youngstown State (11-24-07)
Field Goals Attempted.....	23 vs. Connecticut (1-5-08)
Field-Goal Percentage.....	.778 vs. The Citadel (11-19-06)
Three-Point Field Goals	—
Three-Point Field Goals Attempted.....	1 vs. West Virginia (1-3-08)
Three-Point Field Goal Percentage.....	—
Free Throws	13 vs. Cincinnati (1-15-08)
Free Throws Attempted.....	15 vs. Cincinnati (1-15-08)
Free-Throw Percentage.....	1.000 on 17 occasions
Rebounds.....	16 vs. West Virginia (1-3-08)
Assists.....	4 vs. Army (12-21-06) and Youngstown State (11-24-07)
Blocked Shots.....	3 vs. Georgia Tech (11-19-07) and Marquette (1-12-08)
Steals.....	3 on four occasions
Minutes.....	35 vs. Georgia Tech (11-19-07)

Season Stats

Opp.	Min.	Total			Rebounds			PF	A	TO	BLK	Stl.	Pts.			
		FG-FGA	Pct.	3FG-FGA	Pct.	FT-FTA	Pct.							Off.	Def.	Total
Long Island (S)	24	7-12	.583	0-0	.000	1-4	.250	1	5	6	3	3	5	2	1	15
Monmouth (S)	22	4-6	.667	0-0	.000	0-0	.000	1	4	5	2	2	0	0	0	8
Baylor (S)	29	9-14	.643	0-0	.000	4-5	.800	5	3	8	3	0	4	0	1	22
Georgia Tech (S)	35	8-19	.421	0-0	.000	6-9	.667	5	6	11	2	1	3	3	3	22
Youngstown State (S)	27	12-17	.706	0-0	.000	1-2	.500	1	12	13	2	4	1	0	1	25
Colgate (S)	19	5-11	.455	0-0	.000	1-1	1.000	2	5	7	3	1	0	0	1	11
Eastern Michigan (S)	25	7-12	.583	0-0	.000	4-4	1.000	3	4	7	3	3	1	1	1	18
Kansas State (S)	31	9-19	.474	0-0	.000	1-1	1.000	7	7	14	3	1	2	0	1	19
Northern Illinois (S)	21	5-7	.714	0-0	.000	4-4	1.000	4	8	12	2	2	3	2	0	14
San Francisco (S)	28	8-17	.471	0-0	.000	7-9	.778	5	5	10	2	1	4	0	2	23
Brown (S)	21	6-10	.600	0-0	.000	1-2	.500	3	5	8	1	1	1	0	0	13
North Florida (S)	28	8-15	.533	0-0	.000	6-6	1.000	0	6	6	4	3	1	0	0	22
West Virginia (S)	32	11-16	.688	0-1	.000	7-8	.875	5	11	16	1	1	2	0	1	29
Connecticut (S)	28	5-23	.217	0-0	.000	4-4	1.000	5	5	10	3	0	2	2	0	14
Marquette (S)	31	10-17	.588	0-0	.000	9-11	.818	7	7	14	1	1	6	3	0	29
Cincinnati (S)	30	6-14	.429	0-0	.000	13-15	.867	1	6	7	4	1	3	0	1	25
Georgetown (S)	27	3-13	.231	0-0	.000	7-8	.875	3	5	8	5	2	3	1	1	13
Villanova (S)	31	8-14	.571	0-0	.000	9-13	.692	4	6	10	2	2	1	1	0	25
Providence (S)	34	11-22	.500	0-0	.000	9-10	.900	4	10	14	4	1	2	1	2	31
DePaul (S)	30	10-22	.454	0-0	.000	9-12	.750	10	4	14	1	3	0	0	0	29

Career Statistics

YEAR	G-S	MIN/AVG	FG-FGA	PCT.	3-Point FG-FGA	PCT.	FT-FTA	PCT.	Rebounds			AST.	STL	BLK	PF-D	PTS/AVG	
									O	D	TOT						
2006-07	32-16	658/20.6	133-290	.459	0-1	.000	93-114	.816	85	112	197	6.2	38	28	15	83-3	359/11.2
BIG EAST	16-13	354/22.1	62-149	.416	0-0	.000	39-52	.750	46	60	106	6.6	13	13	7	45-1	163/10.2
2007-08	20-20	554/27.7	152-300	.507	0-1	.000	103-128	.805	76	124	200	10.0	33	16	16	51-1	407/20.4
BIG EAST	8-8	243/30.4	64-141	.453	0-1	.000	67-81	.827	39	54	93	11.6	10	5	8	21-1	195/24.4
TOTALS	52-36	1212/23.3	285-590	.483	0-2	.000	196-242	.810	161	236	397	7.6	71	44	31	134-4	766/14.7
BIG EAST	24-21	597/24.9	126-290	.434	0-1	.000	106-133	.796	85	114	199	8.3	23	18	15	66-2	358/14.9





Tory Jackson #2
Guard • Sophomore • 5-11 • 193
Saginaw, Mich. (Buena Vista)

SOPHOMORE SEASON (2007-08):

Has started 40 consecutive games ... recorded 14 points vs. Providence (1/31), logging his fifth game with double figures this season ... put in 41 minutes of play for the Irish, a career high, vs. the Friars ... scored eight points, grabbed four rebounds, dished off four assists and matched season-high with four steals versus DePaul (2/2) ... has 114 assists on the season ... dished out seven against Villanova (1/26) ... recorded 11 assists to match career high against Connecticut (1/5) ... notched four steals against the Huskies for a season high ... suffered a cornea abrasion in right eye of Connecticut in the first half, but returned to play the entire second half of contest ... dished off 10 assists against North Florida (12/31), in addition to grabbing a season-high nine rebounds ... had eight assists in 36 minutes vs. Cincinnati (1/15) ... recorded first career double-double with a season-high 15 points and 10 assists versus San Francisco (12/22), while also grabbing six rebounds and making three steals ... missed the second half of the Northern Illinois game (12/8) after suffering a sprained right elbow in the first half ... had a season-high 12 points vs. Kansas State (12/4) ... also had nine assists vs. Brown (12/29) and just one turnover in 26 minutes ... recorded seven assists against Colgate (11/26) ... had one of his best all-around outings to date with nine points, six rebounds and six assists vs. Youngstown State (11/24) ... scored 10 points against Georgia Tech (11/19) ... did not commit any turnovers against Baylor (11/18) ... started in first season-opener against Long Island, leading the Irish with eight assists ... has dished off six or more assists in 12 games.

Career Stats vs. The BIG EAST

Opponent	G-GS	Min.	3Pt.		FT-FTA	Reb.	A	PF	BS	ST	Pts.
			FG-FGA	FGA							
Cincinnati	2-2	70/35.0	4-14	2-5	4-4	7/3.5	14	7	0	1	14/7.0
Connecticut	1-0	38/38.0	2-5	0-0	2-2	7/7.0	11	3	0	4	6/6.0
DePaul	3-3	110/36.7	15-27	1-3	2-4	17/5.7	15	3	0	6	33/11.0
Georgetown	3-3	107/35.6	12-29	2-7	4-7	19/6.3	11	7	0	2	30/10.0
Louisville	1-1	35/35.0	5-8	0-2	4-7	5/5.0	4	2	0	3	14/14.0
Marquette	2-2	66/33.0	9-20	1-3	8-15	10/5.0	10	7	0	5	27/13.5
Pittsburgh	0-0	0/0.0	0-0	0-0	0-0	0/0.0	0	0	0	0	0/0.0
Providence	2-2	76/38.0	8-16	1-4	7-10	4/2.0	11	7	1	6	24/12.0
Rutgers	1-1	37/37.0	1-5	0-2	4-4	6/6.0	9	3	0	1	6/6.0
St. John's	1-1	38/38.0	3-9	0-1	0-2	2/2.0	8	2	0	4	6/6.0
Seton Hall	1-1	36/36.0	2-6	0-1	0-0	4/4.0	5	4	0	1	4/4.0
South Florida	2-2	68/34.0	7-17	0-2	3-7	9/4.4	16	8	0	2	17/8.5
Syracuse	2-2	75/37.5	6-13	1-4	14-18	8/4.0	16	6	0	7	27/13.5
Villanova	3-3	103/34.3	5-17	1-6	11-15	7/2.3	19	11	0	5	22/7.3
West Virginia	2-2	50/25.0	5-12	2-4	0-3	6/3.0	8	5	0	4	12/6.0

Career Highs

Points..... 21 vs. Marquette (2-24-07)
 Field Goals 8 vs. Georgetown (3-9-07)
 Field Goals Attempted..... 16 vs. Georgetown (3-9-07)
 Field-Goal Percentage..... 1.000 on three occasions
 Three-Point Field Goals 2 vs. Cincinnati (2-18-07) and West Virginia (1-3-08)
 Three-Point Field Goals Attempted..... 4 on four occasions
 Three-Point Field Goal Percentage..... 1.000 on three occasions
 Free Throws 11 vs. Syracuse (1-30-07)
 Free Throws Attempted..... 14 vs. Syracuse (1-30-07)
 Free-Throw Percentage..... 1.000 on seven occasions
 Rebounds 9 vs. DePaul (2-20-07)
 Assists 11 vs. South Florida (2-3-07) and Connecticut (1-5-08)
 Blocked Shots..... 1 on three occasions
 Steals 5 vs. Winston-Salem St. (11-29-06) and Maryland (12-3-06)
 Minutes 41 vs. Providence (1-31-08)

Season Stats

Opp.	Min.	Total			Rebounds			PF	A	TO	BLK	Stl.	Pts.			
		FG-FGA	Pct.	3FG-FGA	Pct.	FT-FTA	Pct.							Off.	Def.	Total
Long Island (S)	28	2-4	.500	0-1	.000	0-0	.000	0	6	6	1	8	3	1	2	4
Monmouth (S)	33	1-6	.167	1-4	.250	0-1	.000	1	5	6	1	4	3	1	3	3
Baylor (S)	27	2-8	.250	0-4	.000	2-3	.667	0	2	2	3	3	0	0	3	6
Georgia Tech (S)	37	3-11	.273	0-3	.000	4-8	.500	1	3	4	3	3	5	0	2	10
Youngstown State (S)	33	2-4	.500	0-0	.000	5-8	.625	4	2	6	2	6	6	0	1	9
Colgate (S)	28	2-3	.667	0-0	.000	0-0	.000	1	2	3	2	7	1	0	3	4
Eastern Michigan (S)	34	3-10	.300	1-3	.333	0-1	.000	1	1	2	1	4	1	0	0	7
Kansas State (S)	36	5-14	.357	0-4	.000	2-4	.500	1	2	3	1	5	7	0	2	12
Northern Illinois (S)	11	2-2	1.000	0-0	.000	0-2	.000	0	1	1	0	4	2	0	0	4
San Francisco (S)	35	6-11	.545	0-0	.000	3-5	.600	2	4	6	2	10	4	0	3	15
Brown (S)	26	1-6	.167	1-3	.333	1-2	.500	2	4	6	3	9	1	1	0	4
North Florida (S)	33	0-2	.000	0-1	.000	0-2	.000	1	7	8	5	10	3	1	2	0
West Virginia (S)	24	5-10	.500	2-3	.667	0-3	.000	2	2	4	4	2	6	0	1	12
Connecticut (S)	38	2-5	.400	0-0	.000	2-2	1.000	1	6	7	3	11	7	0	4	6
Marquette (S)	26	3-8	.375	0-2	.000	0-4	.000	2	1	3	5	3	2	0	3	6
Cincinnati (S)	36	1-5	.200	0-1	.000	2-2	1.000	2	3	5	4	8	4	0	1	4
Georgetown (S)	33	2-5	.400	1-4	.250	0-2	.000	3	4	7	2	3	7	0	1	5
Villanova (S)	38	2-5	.400	0-0	.000	5-9	.556	1	2	3	4	7	2	0	1	9
Providence (S)	41	5-9	.556	0-1	.000	4-6	.667	1	2	3	3	7	3	0	2	14
DePaul (S)	34	4-9	.444	0-0	.000	0-0	.000	3	1	4	1	6	4	0	4	8

Career Statistics

YEAR	G-S	MIN/AVG	FG-FGA	PCT.	3-Point		FT-FTA	PCT.	Rebounds				AST.	STL	BLK	PF-D	PTS/AVG
					FG-FGA	PCT.			O	D	TOT	AVG.					
2006-07	32-20	891/27.8	84-202	.416	13-54	.241	68-108	.630	35	70	105	3.3	139	59	1	80-1	249/7.8
BIG EAST	16-16	560/35.0	50-121	.413	7-31	.226	43-61	.705	20	42	62	3.9	96	28	1	44-1	150/9.4
2007-08	20-20	632/31.6	53-137	.387	6-34	.176	30-64	.469	29	60	89	4.5	120	38	4	50-2	142/7.1
BIG EAST	8-8	270/33.8	24-56	.428	3-11	.273	13-28	.464	15	21	36	4.5	47	17	0	26-1	64/8.0
TOTALS	52-40	1523/29.3	137-339	.404	19-88	.216	98-172	.570	64	130	194	3.7	259	97	5	130-3	391/7.5
BIG EAST	24-24	830/34.6	74-177	.418	10-42	.238	56-89	.629	35	63	98	4.1	143	45	1	70-2	214/8.9





Jonathan Peoples #20
Guard • Sophomore • 6-3 • 215
Bellwood, Ill. (St. Joseph)

SOPHOMORE SEASON (2007-08):

Reserve guard off the bench and serves as backup to McAlarney and Jackson ... scored 12 points in just 11 minutes of play, a career high, against Georgetown (1/19) ... finished with seven points in 10 minutes vs. Cincinnati (1/15) ... played a career-high 22 minutes vs. North Florida (12/31) and finished with six points ... recorded eight points vs. Brown (12/29) ... matched career-high four assists vs. Northern Illinois (12/8) ... set career high assists with four against Colgate (11/26) ... posted career high 20 minutes against Baylor (11/18) ... was 3-of-4 from the field (2-of-2 from behind the arc) against Monmouth, posting a season high eight points (11/16).

Career Stats vs. The BIG EAST

Opponent	G-GS	Min.	FG- FGA	3Pt. FG- FGA	FT- FTA	Reb.	A	PF	BS	ST	Pts.
Cincinnati	1-0	16/8.0	4-5	1-1	3-4	2/1.0	1	1	0	2	12/6.0
Connecticut	1-0	5/5.0	0-1	0-0	0-0	1/1.0	0	0	0	0	0/0.0
DePaul	3-0	14/4.7	1-1	0-0	0-0	2/0.7	0	0	0	0	2/0.7
Georgetown	2-0	22/11.0	7-10	3-4	0-0	4/2.0	0	0	0	0	17/8.5
Louisville	1-0	8/8.0	0-0	0-0	0-0	0/0.0	0	0	0	1	0/0.0
Marquette	2-0	21/10.5	1-4	0-0	2-2	4/2.0	2	2	0	0	4/2.0
Pittsburgh	0-0	0/0.0	0-0	0-0	0-0	0/0.0	0	0	0	0	0/0.0
Providence	2-0	10/5.0	0-0	0-0	0-0	1/0.5	0	0	0	0	0/0.0
Rutgers	1-0	3/3.0	0-0	0-0	0-0	0/0.0	1	0	0	0	0/0.0
St. John's	1-0	4/4.0	0-1	0-1	0-0	0/0.0	0	0	0	1	0/0.0
Seton Hall	1-0	19/19.0	2-2	2-2	3-4	1/1.0	3	1	0	0	9/9.0
South Florida	2-0	16/8.0	1-4	0-1	0-0	5/2.5	3	2	1	0	2/1.0
Syracuse	1-0	4/4.0	1-2	1-1	0-0	1/1.0	2	0	0	0	3/3.0
Villanova	3-0	26/8.7	1-5	0-3	0-0	3/1.0	0	1	0	3	2/0.7
West Virginia	2-0	22/11.0	1-2	0-0	0-0	4/2.0	3	2	0	1	2/1.0

Career Highs

Points..... 12 vs. Georgetown (1-19-08)
 Field Goals 5 vs. Georgetown (1-19-08)
 Field Goals Attempted..... 8 vs. Colgate (11-26-07)
 Field-Goal Percentage..... 1.000 on nine occasions
 Three-Point Field Goals 2 on three occasions
 Three-Point Field Goals Attempted..... 4 vs. Colgate (11-26-07) and Brown (12-29-07)
 Three-Point Field Goal Percentage..... 1.000 on eight occasions
 Free Throws 3 vs. Eastern Michigan (12-1-07) and Cincinnati (1-15-08)
 Free Throws Attempted..... 4 on four occasions
 Free-Throw Percentage 1.000 on five occasions
 Rebounds 5 vs. South Florida (1-21-07)
 Assists 4 vs. Colgate (11-26-07) and Northern Illinois (12-8-07)
 Blocked Shots..... 1 vs. South Florida (1-21-07)
 Steals 3 vs. Villanova (1-17-07)
 Minutes 22 vs. North Florida (12-21-07)


Season Stats

Opp.	Min.	Total			Rebounds			PF	A	TO	BLK	Stl.	Pts.		
		FG-FGA	Pct.	3FG-FGA	Pct.	FT-FTA	Pct.							Off.	Def.
Long Island	15	2-6	.333	1-3	.333	0-0	.000	3	0	3	0	1	0	1	5
Monmouth	13	3-4	.750	2-2	1.000	0-0	.000	0	1	1	2	1	0	0	8
Baylor	20	0-2	.000	0-1	.000	2--2	1.000	2	1	3	3	2	0	0	2
Georgia Tech	8	0-1	.000	0-1	.000	0-0	.000	0	0	0	0	0	1	0	0
Youngstown State	18	1-2	.500	0-1	.000	0-2	.000	0	2	2	0	1	1	0	2
Colgate	18	1-8	.125	1-4	.250	1-2	.500	2	1	3	0	4	0	0	4
Eastern Michigan	16	0-1	.000	0-1	.000	4-4	1.000	1	0	1	1	2	1	0	4
Kansas State	15	1-5	.200	0-3	.000	0-0	.000	1	2	3	0	0	0	0	2
Northern Illinois	20	3-4	.750	1-2	.500	1-2	.500	0	1	1	1	4	2	0	8
San Francisco	8	1-1	1.000	1-1	1.000	0-0	.000	0	1	1	0	2	0	0	3
Brown	18	2-5	.400	2-4	.500	2-2	1.000	1	0	1	2	2	2	0	8
North Florida	22	2-5	.400	0-2	.000	2-3	.667	1	1	2	1	2	2	0	6
West Virginia	8	0-1	.000	0-0	.000	0-0	.000	0	1	1	1	0	0	0	0
Connecticut	5	0-1	.000	0-0	.000	0-0	.000	0	1	1	0	0	1	0	0
Marquette	20	1-4	.250	0-0	.000	2-2	1.000	2	2	4	2	2	2	0	4
Cincinnati	10	2-3	.667	0-0	.000	3-4	.750	0	2	2	0	0	0	0	7
Georgetown	11	5-6	.833	2-2	1.000	0-0	.000	3	1	4	0	0	0	0	12
Villanova	8	1-2	.500	0-1	.000	0-0	.000	0	2	2	0	0	0	0	2
Providence	6	0-0	.000	0-0	.000	0-0	.000	0	1	1	0	0	0	0	0
DePaul	11	1-1	1.000	0-0	.000	0-0	.000	0	2	2	0	0	0	0	2

Career Statistics

YEAR	G-S	MIN/AVG	FG-FGA	PCT.	3-Point		FT-FTA	PCT.	Rebounds				AST.	STL	BLK	PF-D	PTS/AVG
					FG-FGA	PCT.			O	D	TOT	AVG.					
2006-07	26-0	166/6.4	16-34	.471	8-17	.471	8-10	.800	2	18	20	0.8	19	8	1	10-0	48/1.8
BIG EAST	16-0	110/6.9	9-19	.474	5-10	.500	3-4	.750	2	11	13	0.9	15	6	1	8-0	26/1.6
2007-08	20-0	269/13.5	26-62	.419	10-28	.357	17-21	.810	16	22	38	1.9	23	6	0	13-0	79/4.0
BIG EAST	8-0	79/9.9	10-18	.555	2-3	.667	5-6	.833	5	12	17	2.1	2	2	2	3-0	27/3.4
TOTALS	46-0	435/9.5	42-96	.438	18-45	.400	25-31	.806	18	40	58	1.3	42	14	1	23-0	127/2.8
BIG EAST	24-0	189/7.9	19-37	.513	7-13	.538	8-10	.800	7	23	30	1.3	17	6	3	11-0	53/2.2





Tim Abromaitis #21
Forward • Freshman • 6-8 • 224
Unionville, Conn. (Farmington)

FRESHMAN SEASON (2007-08):

Has seen game action nine times as a newcomer ... set season high seven points in 13 minutes of play against Northern Illinois (12/8) ... recorded three points and three rebounds in only four minutes of play against Monmouth (11/16) ... scored first collegiate points on only field goal attempt in season opener vs. Long Island (11/12) ... matched season-best with three rebounds vs. Brown (12/29).

Career Stats vs. The BIG EAST

Opponent	G-GS	Min.	FG- FGA	3Pt.	FT- FTA	Reb.	A	PF	BS	ST	Pts.
				FGA							
Cincinnati	0-0	00/00	0-0	0-0	0-0	0/0	0	0	0	0	0/0
Connecticut	0-0	00/00	0-0	0-0	0-0	0/0	0	0	0	0	0/0
DePaul	0-0	00/00	0-0	0-0	0-0	0/0	0	0	0	0	0/0
Georgetown	1-0	00/00	0-0	0-0	2-2	0/0	0	0	0	0	2/2.0
Louisville	0-0	00/00	0-0	0-0	0-0	0/0	0	0	0	0	0/0
Marquette	1-0	3/3.0	1-2	0-1	0-0	0/0	1	0	0	0	2/2.0
Pittsburgh	0-0	00/00	0-0	0-0	0-0	0/0	0	0	0	0	0/0
Providence	0-0	00/00	0-0	0-0	0-0	0/0	0	0	0	0	0/0
Rutgers	0-0	00/00	0-0	0-0	0-0	0/0	0	0	0	0	0/0
St. John's	0-0	00/00	0-0	0-0	0-0	0/0	0	0	0	0	0/0
Seton Hall	0-0	00/00	0-0	0-0	0-0	0/0	0	0	0	0	0/0
South Florida	0-0	00/00	0-0	0-0	0-0	0/0	0	0	0	0	0/0
Syracuse	0-0	00/00	0-0	0-0	0-0	0/0	0	0	0	0	0/0
Villanova	0-0	00/00	0-0	0-0	0-0	0/0	0	0	0	0	0/0
West Virginia	0-0	00/00	0-0	0-0	0-0	0/0	0	0	0	0	0/0

Career Highs

Points..... 7 vs. Northern Illinois (12-8-07)
 Field Goals 2 vs. Northern Illinois (12-8-07)
 Field Goals Attempted..... 6 vs. Northern Illinois (12-8-07)
 Field-Goal Percentage..... 1.000 vs Long Island (11-12-07)
 Three-Point Field Goals 1 vs. Northern Illinois (12-8-07)
 Three-Point Field Goals Attempted2 vs. Northern Illinois (12-8-07) and Brown (12-29-07)
 Three-Point Field Goal Percentage..... .500 vs. Northern Illinois (12-8-07)
 Free Throws2 vs. on three occasions
 Free Throws Attempted.....2 on three occasions
 Free-Throw Percentage..... 1.000 on four occasions
 Rebounds 3 vs. Monmouth (11-16-07) and Brown (12-29-07)
 Assists1 on three occasions
 Blocked Shots..... 1 vs. Colgate (11-26-07)
 Steals 1 vs. Colgate (11-26-07)
 Minutes 13 vs. Northern Illinois (12-8-07)

Season Stats

Opp.	Min.	Total		3FG-FGA	Pct.	FT-FTA	Pct.	Rebounds			PF	A	TO	BLK	Stl.	Pts.
		FG-FGA	Pct.					Off.	Def.	Total						
Long Island	4	1-1	1.000	0-0	.000	0-0	.000	0	0	0	0	0	0	0	0	2
Monmouth	4	1-2	.500	0-1	.000	1-1	1.000	1	2	3	0	0	1	0	0	3
Baylor	DNP															
Georgia Tech	DNP															
Youngstown State	1	0-0	.000	0-0	.000	0-0	.000	0	0	0	0	0	1	0	0	0
Colgate	4	0-3	.000	0-2	.000	0-0	.000	1	1	2	0	0	1	1	1	0
Eastern Michigan	DNP															
Kansas State	DNP															
Northern Illinois	13	2-6	.333	1-2	.500	2-2	1.000	0	1	1	3	1	0	0	0	7
San Francisco	DNP															
Brown	7	0-5	.000	0-2	.000	2-2	1.000	2	1	3	1	1	0	0	0	2
North Florida	1	0-0	.000	0-0	.000	0-0	.000	0	0	0	0	0	0	0	0	0
West Virginia	DNP															
Connecticut	DNP															
Marquette	3	1-2	.500	0-1	.000	0-0	.000	0	0	0	0	1	1	0	0	2
Cincinnati	DNP															
Georgetown	1	0-0	.000	0-0	.000	2-2	1.000	0	0	0	0	0	0	0	0	2
Villanova	DNP															
Providence	DNP															
DePaul	DNP															

Career Statistics

YEAR	G-S	MIN/AVG	FG-FGA	PCT.	3-Point	PCT.	FT-FTA	PCT.	Rebounds			AST.	STL	BLK	PF-D	PTS/AVG	
					FG-FGA				O	D	TOT						AVG.
2007-08	9-0	37/4.1	5-19	.263	1-8	.125	7-7	1.000	4	5	9	1.0	3	1	1	4-0	18/2.0
BIG EAST	2-0	4/2.0	1-2	.500	0-1	.000	2-2	1.000	0	0	0	0.0	1	0	0	0-0	4/2.0
TOTALS	9-0	37/4.1	5-19	.263	1-8	.125	7-7	1.000	4	5	9	1.0	3	1	1	4-0	18/2.0
BIG EAST	2-0	4/2.0	1-2	.500	0-1	.000	2-2	1.000	0	0	0	0.0	1	0	0	0-0	4/2.0





Tyrone Nash #1
Guard • Freshman • 6-7 • 220
Queens, N.Y. (Lawrence Woodmere Academy/
Northfield Mount Hermon)

FRESHMAN SEASON (2007-08):

Had season-high six points vs. Northern Illinois (12/8) ... recorded 11 minutes of play against Colgate (11/26) ... had one blocked shot and two assists (season highs) vs. the Raiders ... recorded six rebounds in just four minutes of play in the season opener against Long Island (11/12) .. also scored a basket in the final minutes of the contest with the Blackbirds ... finished with four rebounds and two points vs. Brown (12/29).

Opponent	G-GS	Min.	3Pt.			Reb.	A	PF	BS	ST	Pts.
			FG-FGA	FG-FGA	FT-FTA						
Cincinnati	0-0	00/00	0-0	0-0	0-0	0/0	0	0	0	0	0/0
Connecticut	0-0	00/00	0-0	0-0	0-0	0/0	0	0	0	0	0/0
DePaul	0-0	00/00	0-0	0-0	0-0	0/0	0	0	0	0	0/0
Georgetown	1-0	00/00	0-0	0-0	0-0	0/0	0	0	0	0	0/0
Louisville	0-0	00/00	0-0	0-0	0-0	0/0	0	0	0	0	0/0
Marquette	1-0	3/3.0	1-1	0-0	0-0	0/0	0	0	0	0	2/2.0
Pittsburgh	0-0	00/00	0-0	0-0	0-0	0/0	0	0	0	0	0/0
Providence	0-0	00/00	0-0	0-0	0-0	0/0	0	0	0	0	0/0
Rutgers	0-0	00/00	0-0	0-0	0-0	0/0	0	0	0	0	0/0
St. John's	0-0	00/00	0-0	0-0	0-0	0/0	0	0	0	0	0/0
Seton Hall	0-0	00/00	0-0	0-0	0-0	0/0	0	0	0	0	0/0
South Florida	0-0	00/00	0-0	0-0	0-0	0/0	0	0	0	0	0/0
Syracuse	0-0	00/00	0-0	0-0	0-0	0/0	0	0	0	0	0/0
Villanova	0-0	00/00	0-0	0-0	0-0	0/0	0	0	0	0	0/0
West Virginia	0-0	00/00	0-0	0-0	0-0	0/0	0	0	0	0	0/0

Points.....	6 vs. Northern Illinois (12-8-07)
Field Goals	3 vs. Northern Illinois (12-8-07)
Field Goals Attempted.....	5 vs. Long Island (11-12-07)
Field-Goal Percentage.....	1.000 on three occasions
Three-Point Field Goals	—
Three-Point Field Goals Attempted.....	—
Three-Point Field Goal Percentage.....	—
Free Throws	1 vs. Colgate (11-26-07)
Free Throws Attempted.....	2 vs. Colgate (11-26-07)
Free-Throw Percentage.....	.500 vs. Colgate (11-26-07)
Rebounds	6 vs. Long Island (11-12-07)
Assists.....	2 vs. Colgate (11-26-07)
Blocked Shots.....	1 vs. Colgate (11-26-07)
Steals.....	1 vs. Brown (12-29-07)
Minutes	18 vs. Northern Illinois (12-8-07)


Season Stats

Opp.	Min.	Total		3FG-FGA	Pct.	FT-FTA	Pct.	Rebounds			PF	A	TO	BLK	Stl.	Pts.
		FG-FGA	Pct.					Off.	Def.	Total						
Long Island	4	1-5	.200	0-0	.000	0-0	.000	4	2	6	0	1	0	0	0	2
Monmouth	4	0-0	.000	0-0	.000	0-0	.000	0	0	0	0	1	0	0	0	0
Baylor	DNP															
Georgia Tech	DNP															
Youngstown State	3	0-0	.000	0-0	.000	0-0	.000	0	0	0	0	0	0	0	1	0
Colgate	11	0-2	.000	0-0	.000	1-2	.500	0	3	3	3	2	0	1	0	1
Eastern Michigan	DNP															
Kansas State	DNP															
Northern Illinois	18	3-3	1.000	0-0	.000	0-4	.000	1	4	5	2	1	2	0	0	6
San Francisco	DNP															
Brown	6	1-1	1.000	0-0	.000	0-1	.000	2	2	4	0	0	0	0	1	2
North Florida	2	0-0	.000	0-0	.000	0-0	.000	0	0	0	1	0	0	0	0	0
West Virginia	DNP															
Connecticut	DNP															
Marquette	3	1-1	1.000	0-0	.000	0-0	.000	0	0	0	0	0	0	0	0	2
Cincinnati	DNP															
Georgetown	1	0-0	.000	0-0	.000	0-0	.000	0	0	0	0	0	0	0	0	0
Villanova	1	0-0	.000	0-0	.000	0-0	.000	0	0	0	0	0	0	0	0	0
Providence	DNP															
DePaul	DNP															

Career Statistics

YEAR	G-S	MIN/AVG	FG-FGA	PCT.	3-Point		FT-FTA	PCT.	Rebounds			AST.	STL	BLK	PF-D	PTS/AVG	
					FG-FGA	PCT.			O	D	TOT						AVG.
2007-08	10-0	52/5.2	6-12	.500	0-0	.000	1-7	.143	7	11	18	1.8	5	2	1	6-0	13/1.3
BIG EAST	3-0	4/1.3	1-1	1.000	0-0	.000	0-0	.000	0	0	0	0.0	0	0	0	0-0	2/0.7
TOTALS	10-0	52/5.2	6-12	.500	0-0	.000	1-7	.143	7	11	18	1.8	5	2	1	6-0	13/1.3
BIG EAST	3-0	4/1.3	1-1	1.000	0-0	.000	0-0	.000	0	0	0	0.0	0	0	0	0-0	2/0.7





Ty Proffitt #13
Guard • Freshman • 6-4 • 206
London, Ky. (South Laurel)

FRESHMAN SEASON (2007-08):

Missed the first four games of the season after suffering a groin injury in practice ... scored two points in four minutes of play against Colgate (11/26) ... played in his first collegiate game vs. Youngstown State (11/24) finished with three points and two rebounds against Northern Illinois (12/8) ... scored two points and had a rebound and steal vs. Brown (12/29).

Opponent	G-GS	Min.	FG- FGA	3Pt. FG- FGA	FT- FTA	Reb.	A	PF	BS	ST	Pts.
Cincinnati	0-0	00/00	0-0	0-0	0-0	0-0	0	0	0	0	0/0
Connecticut	0-0	00/00	0-0	0-0	0-0	0-0	0	0	0	0	0/0
DePaul	0-0	00/00	0-0	0-0	0-0	0-0	0	0	0	0	0/0
Georgetown	1-0	00/00	0-0	0-0	0-0	0-0	0	0	0	0	0/0
Louisville	0-0	00/00	0-0	0-0	0-0	0-0	0	0	0	0	0/0
Marquette	0-0	00/00	0-0	0-0	0-0	0-0	0	0	0	0	0/0
Pittsburgh	0-0	00/00	0-0	0-0	0-0	0-0	0	0	0	0	0/0
Providence	0-0	00/00	0-0	0-0	0-0	0-0	0	0	0	0	0/0
Rutgers	0-0	00/00	0-0	0-0	0-0	0-0	0	0	0	0	0/0
St. John's	0-0	00/00	0-0	0-0	0-0	0-0	0	0	0	0	0/0
Seton Hall	0-0	00/00	0-0	0-0	0-0	0-0	0	0	0	0	0/0
South Florida	0-0	00/00	0-0	0-0	0-0	0-0	0	0	0	0	0/0
Syracuse	0-0	00/00	0-0	0-0	0-0	0-0	0	0	0	0	0/0
Villanova	0-0	00/00	0-0	0-0	0-0	0-0	0	0	0	0	0/0
West Virginia	0-0	00/00	0-0	0-0	0-0	0-0	0	0	0	0	0/0

Points.....	3 vs. Northern Illinois (12-8-07) and Brown (12-29-07)
Field Goals	1 on three occasions
Field Goals Attempted.....	3 vs. Northern Illinois (12-8-07)
Field-Goal Percentage.....	.500 vs. Colgate (11-26-07) and Brown (12-29-07)
Three-Point Field Goals	1 vs. Northern Illinois (12-8-07) and Brown (12-29-07)
Three-Point Field Goals Attempted.....	2 vs. Northern Illinois (12-8-07) and Brown (12-29-07)
Three-Point Field Goal Percentage.....	.500 vs. Northern Illinois (12-8-07) and Brown (12-29-07)
Free Throws	—
Free Throws Attempted.....	—
Free-Throw Percentage.....	—
Rebounds	2 vs. Northern Illinois (12-8-07)
Assists	2 vs. Northern Illinois (12-8-07)
Blocked Shots.....	—
Steals.....	1 vs. Northern Illinois (12-8-07) and Brown (12-29-07)
Minutes	10 vs. Northern Illinois (12-8-07)

Season Stats

Opp.	Min.	Total				Rebounds				PF	A	TO	BLK	Stl.	Pts.	
		FG-FGA	Pct.	3FG-FGA	Pct.	FT-FTA	Pct.	Off.	Def.							Total
Long Island	DNP-Inj.															
Monmouth	DNP-Inj.															
Baylor	DNP-Inj.															
Georgia Tech	DNP-Inj.															
Youngstown State	1	0-0	.000	0-0	.000	0-0	.000	0	0	0	0	0	0	0	0	0
Colgate	4	1-2	.500	0-1	.000	0-0	.000	0	0	0	0	0	0	0	0	2
Eastern Michigan	DNP															
Kansas State	DNP															
Northern Illinois	10	1-3	.333	1-2	.500	0-0	.000	0	2	2	0	2	0	0	1	3
San Francisco	DNP															
Brown	4	1-2	.500	1-2	.500	0-0	.000	0	1	1	0	0	0	0	1	3
North Florida	DNP															
West Virginia	DNP															
Connecticut	DNP															
Marquette	DNP															
Cincinnati	DNP															
Georgetown	1	0-0	.000	0-0	.000	0-0	.000	0	0	0	0	0	0	0	0	0
Villanova	DNP															
Providence	DNP															
DePaul	DNP															

Career Statistics

YEAR	G-S	MIN/AVG	FG-FGA	PCT.	3-Point		FT-FTA	PCT.	Rebounds			AST.	STL	BLK	PF-D	PTS/AVG	
					FG-FGA	PCT.			O	D	TOT						AVG.
2007-08	5-0	19/3.8	3-7	.429	2-5	.400	0-0	.000	0	3	3	0.8	2	2	0	0-0	8/1.6
BIG EAST	1-0	1/1.0	0-0	.000	0-0	.000	0-0	.000	0	0	0	0.0	0	0	0	0-0	0/0.0
TOTALS	5-0	19/3.8	3-7	.429	2-5	.400	0-0	.000	0	3	3	0.8	2	2	0	0-0	8/1.6
BIG EAST	1-0	1/1.0	0-0	.000	0-0	.000	0-0	.000	0	0	0	0.0	0	0	0	0-0	0/0.0





Carleton Scott #34
Forward • Freshman • 6-7 • 194
San Antonio, Texas (James Madison)

FRESHMAN SEASON (2007-08):

Has not seen game time with the Irish this season.

Opponent	G-GS	Min.	FG-FGA	3Pt.		FT-FTA	Reb.	A	PF	BS	ST	Pts.
				FGA	FGA							
Cincinnati	0-0	00/00	0-0	0-0	0-0	0-0	0-0	0	0	0	0	0/0
Connecticut	0-0	00/00	0-0	0-0	0-0	0-0	0-0	0	0	0	0	0/0
DePaul	0-0	00/00	0-0	0-0	0-0	0-0	0-0	0	0	0	0	0/0
Georgetown	0-0	00/00	0-0	0-0	0-0	0-0	0-0	0	0	0	0	0/0
Louisville	0-0	00/00	0-0	0-0	0-0	0-0	0-0	0	0	0	0	0/0
Marquette	0-0	00/00	0-0	0-0	0-0	0-0	0-0	0	0	0	0	0/0
Pittsburgh	0-0	00/00	0-0	0-0	0-0	0-0	0-0	0	0	0	0	0/0
Providence	0-0	00/00	0-0	0-0	0-0	0-0	0-0	0	0	0	0	0/0
Rutgers	0-0	00/00	0-0	0-0	0-0	0-0	0-0	0	0	0	0	0/0
St. John's	0-0	00/00	0-0	0-0	0-0	0-0	0-0	0	0	0	0	0/0
Seton Hall	0-0	00/00	0-0	0-0	0-0	0-0	0-0	0	0	0	0	0/0
South Florida	0-0	00/00	0-0	0-0	0-0	0-0	0-0	0	0	0	0	0/0
Syracuse	0-0	00/00	0-0	0-0	0-0	0-0	0-0	0	0	0	0	0/0
Villanova	0-0	00/00	0-0	0-0	0-0	0-0	0-0	0	0	0	0	0/0
West Virginia	0-0	00/00	0-0	0-0	0-0	0-0	0-0	0	0	0	0	0/0

Points.....	—
Field Goals	—
Field Goals Attempted.....	—
Field-Goal Percentage.....	—
Three-Point Field Goals	—
Three-Point Field Goals Attempted.....	—
Three-Point Field Goal Percentage.....	—
Free Throws	—
Free Throws Attempted.....	—
Free-Throw Percentage.....	—
Rebounds	—
Assists	—
Blocked Shots.....	—
Steals	—
Minutes	—

Season Stats

Opp.	Min.	Total				Rebounds				PF	A	TO	BLK	Stl.	Pts.
		FG-FGA	Pct.	3FG-FGA	Pct.	FT-FTA	Pct.	Off.	Def.						
Long Island	DNP														
Monmouth	DNP														
Baylor	DNP														
Georgia Tech	DNP														
Youngstown State	DNP														
Colgate	DNP														
Eastern Michigan	DNP														
Kansas State	DNP														
Northern Illinois	DNP														
San Francisco	DNP														
Brown	DNP														
West Virginia	DNP														
Connecticut	DNP														
Marquette	DNP														
Cincinnati	DNP														
Georgetown	DNP														
Villanova	DNP														
Providence	DNP														
DePaul	DNP														

Career Statistics

YEAR	G-S	MIN/AVG	FG-FGA	PCT.	3-Point		FT-FTA	PCT.	Rebounds				AST.	STL	BLK	PF-D	PTS/AVG
					FG-FGA	PCT.			O	D	TOT	AVG.					
2007-08	0-0	0/0.0	0-0	.000	0-0	.000	0-0	.000	0	0	0	0.0	0	0	0	0-0	0/0.0
BIG EAST	0-0	0/0.0	0-0	.000	0-0	.000	0-0	.000	0	0	0	0.0	0	0	0	0-0	0/0.0
TOTALS	0-0	0/0.0	0-0	.000	0-0	.000	0-0	.000	0	0	0	0.0	0	0	0	0-0	0/0.0
BIG EAST	0-0	0/0.0	0-0	.000	0-0	.000	0-0	.000	0	0	0	0.0	0	0	0	0-0	0/0.0





Tim Andree #41
Forward • Sophomore • 6-7 • 210
Colts Neck, N.J. (Christian Brothers Academy)

SOPHOMORE SEASON (2007-08):

Returns as second-year walk-on ... saw game time against Monmouth at the Paradise Jam, scoring three points in only two minutes of play (11/16).

Career Highs

Points.....2 on four occasions
Field Goals1 on three occasions
Field Goals Attempted.....2 vs. Army (2-21-06)
Field-Goal Percentage .. 1.000 vs. Monmouth (11-16-07) and vs. Northern Illinois (12-8-07)
Three-Point Field Goals—
Three-Point Field Goals Attempted.....—
Three-Point Field Goal Percentage.....—
Free Throws2 vs. Brown (12-29-07)
Free Throws Attempted.....2 on two occasions
Free-Throw Percentage.....1.000 (2-2) vs. Brown (12-29-07)
Rebounds3 vs. Northern Illinois (12-8-07)
Assists1 vs. Northern Illinois (12-8-07)
Blocked Shots.....1 vs. Northern Illinois (12-8-07)
Steals—
Minutes6 vs. Northern Illinois (12-8-07)

Season Stats

Opp.	Min.	Total		3FG-FGA	Pct.	FT-FTA	Pct.	Rebounds			PF	A	TO	BLK	Stl.	Pts.
		FG-FGA	Pct.					Off.	Def.	Total						
Monmouth	2	1-1	1.000	0-0	.000	0-0	.000	0	0	0	0	0	0	0	0	2
Colgate	1	0-0	.000	0-0	.000	0-0	.000	0	0	0	0	0	0	0	0	0
Northern Illinois	6	1-1	1.000	0-0	.000	0-0	.000	1	2	3	1	1	0	1	0	2
Brown	3	0-0	.000	0-0	.000	2-2	1.000	0	1	1	1	0	0	0	0	2

Career Statistics

YEAR	G-S	MIN/AVG	FG-FGA	PCT.	3-Point		FT-FTA	PCT.	Rebounds			AST.	STL	BLK	PF-D	PTS/AVG	
					FG-FGA	PCT.			O	D	TOT						AVG.
2006-07	5-0	9/1.8	1-2	.500	0-0	.000	0-2	.000	1	0	1	0.2	0	0	0	1-0	2/0.4
BIG EAST	0-0	0/0.0	0-0	.000	0-0	.000	0-0	.000	0	0	0	0.0	0	0	0	0-0	0/0.0
2007-08	4-0	12/3.0	2-2	1.000	0-0	.000	2-2	1.000	1	3	4	1.0	1	0	1	2-0	6/1.5
BIG EAST	0-0	0/0.0	0-0	.000	0-0	.000	0-0	.000	0	0	0	0.0	0	0	0	0-0	0/0.0
TOTALS	9-0	21/2.3	3-4	.750	0-0	.000	2-4	.500	2	3	5	0.6	1	0	1	3-0	8/0.9
BIG EAST	0-0	0/0.0	0-0	.000	0-0	.000	0-0	.000	0	0	0	0.0	0	0	0	0-0	0/0.0



Tom Kopko #5
Guard • Freshman • 6-7 • 210
Chicago, Ill. (St. Laurence)

FRESHMAN SEASON (2007-08):

First-year walk on ... recorded season-high five points against Northern Illinois (12/8) ... saw game time against Monmouth at the Paradise Jam, recording two rebounds in just two minutes of play (11/16).

Career Highs

Points.....5 vs. Northern Illinois (12-8-07)
Field Goals2 vs. Northern Illinois (12-8-07)
Field Goals Attempted.....2 vs. Northern Illinois (12-8-07)
Field-Goal Percentage.....1.000 vs. Northern Illinois (12-8-07)
Three-Point Field Goals1 vs. Northern Illinois (12-8-07)
Three-Point Field Goals Attempted.....1 vs. Northern Illinois (12-8-07)
Three-Point Field Goal Percentage.....1.000 vs. Northern Illinois (12-8-07)
Free Throws—
Free Throws Attempted.....1 vs. Monmouth (11-16-07)
Free-Throw Percentage.....—
Rebounds2 vs. Monmouth (11-16-07)
Assists—
Blocked Shots.....—
Steals—
Minutes5 vs. Northern Illinois (12-8-07)

Season Stats

Opp.	Min.	Total		3FG-FGA	Pct.	FT-FTA	Pct.	Rebounds			PF	A	TO	BLK	Stl.	Pts.
		FG-FGA	Pct.					Off.	Def.	Total						
Monmouth	2	0-1	.000	0-1	.000	0-1	.000	1	1	2	0	0	0	0	0	0
Colgate	1	0-0	.000	0-0	.000	0-0	.000	0	0	0	0	0	0	0	0	0
Northern Illinois	5	2-2	1.000	1-1	1.000	0-0	.000	0	0	0	1	0	0	0	0	5
Brown	3	0-1	.000	0-1	.000	0-0	.000	0	0	0	0	0	0	0	0	0

Career Statistics

YEAR	G-S	MIN/AVG	FG-FGA	PCT.	3-Point		FT-FTA	PCT.	Rebounds			AST.	STL	BLK	PF-D	PTS/AVG	
					FG-FGA	PCT.			O	D	TOT						AVG.
2007-08	4-0	11/2.8	2-4	.500	1-3	.333	0-1	.000	1	1	2	0.5	0	0	0	1-0	5/1.3
BIG EAST	0-0	0/0	0-0	.000	0-0	.000	0-0	.000	0	0	0	0.0	0	0	0	0-0	0/0.0
TOTALS	4-0	11/2.8	2-4	.500	1-3	.333	0-1	.000	1	1	2	0.5	0	0	0	1-0	5/1.3
BIG EAST	0-0	0/0.0	0-0	.000	0-0	.000	0-0	.000	0	0	0	0.0	0	0	0	0-0	0/0.0





2007-08 Box Scores

Notre Dame 82, Long Island 50
November 12, 2007
Joyce Center - Notre Dame, Ind.

Game 1

Box score for Game 1: Notre Dame vs Long Island. Includes player stats (FG-A, 3-pt FG-A, FT-A, REB, PF, TP, A, TO, BK, ST, MIN) and team totals.

Box score for Game 2: Notre Dame vs Monmouth. Includes player stats and team totals.

SCORE BY PERIODS
Long Island 1 2 F
Notre Dame 23 27 50
OFFICIALS: Mike Roberts, Glenn Mayborg, Doug Simmons
TECHNICALS: None
ATTENDANCE: 8,873
Notes: Notre Dame extended its home win streak dating back to the 2005-06 campaign to 21 games...

Notre Dame 76, Monmouth 33
November 16, 2007
University of the Virgin Islands Sports & Fitness Center — St. Thomas, USVI
Paradise Jam

Game 2

Box score for Game 2: Notre Dame vs Monmouth. Includes player stats and team totals.

Box score for Game 3: Notre Dame vs Baylor. Includes player stats and team totals.

SCORE BY PERIODS
Monmouth 25 8 33
Notre Dame 37 39 76
OFFICIALS: NA
TECHNICALS: None
ATTENDANCE: 2,132
Notes: Notre Dame held Monmouth without a field goal in the final 10:31 of the contest and outscored the Hawks 23-0 down the stretch...

Baylor 68, Notre Dame 64
November 18, 2007
University of the Virgin Islands Sports & Fitness Center — St. Thomas, USVI
Paradise Jam

Game 3

Box score for Game 3: Baylor vs Notre Dame. Includes player stats and team totals.

Box score for Game 4: Notre Dame vs Georgia Tech. Includes player stats and team totals.

SCORE BY PERIODS
Baylor 32 36 68
Notre Dame 38 26 64
OFFICIALS: Jamie Luckie, Jim Haney, Tim Kelly
TECHNICALS: None
ATTENDANCE: 2,339
Notes: Luke Harangody matched his career-high with 22-point effort with a career-high nine field goals...

Georgia Tech 70, Notre Dame 69
November 19, 2007
University of the Virgin Islands Sports & Fitness Center — St. Thomas, USVI
Paradise Jam

Game 4

Box score for Game 4: Georgia Tech vs Notre Dame. Includes player stats and team totals.

Box score for Game 5: Notre Dame vs Georgia Tech. Includes player stats and team totals.

SCORE BY PERIODS
Georgia Tech 30 40 70
Notre Dame 32 37 69
OFFICIALS: Ray Perone, Tony Dawkins, Tim Kelly
TECHNICALS: None
ATTENDANCE: 3,325
Notes: For the second consecutive game, Luke Harangody tossed in 22 points (matching his career-high) and grabbed 11 rebounds to record his seventh career double-double...





2007-08 Box Scores

Notre Dame 87, Youngstown State 75
November 24, 2007
Joyce Center — Notre Dame, Ind.

Game 5

Box score for Game 5: Youngstown State vs Notre Dame. Includes player stats (FG-A, 3-pt FG-A, FT-A, REB, PF, TP, A, TO, BK, ST, MIN) and team totals.

Box score for Game 6: Notre Dame vs Colgate. Includes player stats and team totals.

SCORE BY PERIODS, OFFICIALS: Bob Donato, Paul Faia, Bill Laubenstein, TECHNICALS: None, ATTENDANCE: 7,461. Notes: Notre Dame extended its home win streak dating back to the 2005-06 campaign to 22 games...

Notre Dame 94, Colgate 63
November 26, 2007
Joyce Center — Notre Dame, Ind.

Game 6

Box score for Game 6: Notre Dame vs Colgate. Includes player stats and team totals.

TOTALS, FG%: 1st Half 12-26, .462; 2nd Half 9-25, .360; Game .412; 3-PT%: 1st Half 6-11, .545; 2nd Half 2-6, .333; Game .471; FT%: 1st Half 3-5, .600; 2nd Half 10-12, .833; Game .765; Deadball: 2.

Box score for Game 7: Notre Dame vs Eastern Michigan. Includes player stats and team totals.

SCORE BY PERIODS, OFFICIALS: Tony Green, Wally Rutecki, Tim Clougherty, TECHNICALS: None, ATTENDANCE: 8,977. Notes: Kyle McAlarney scored a career-high 25 points as he connected on a career-high eight field goals...

Notre Dame 78, Eastern Michigan 65
December 1, 2007
Joyce Center — Notre Dame, Ind.

Game 7

Box score for Game 7: Notre Dame vs Eastern Michigan. Includes player stats and team totals.

Box score for Game 8: Notre Dame vs Kansas State. Includes player stats and team totals.

SCORE BY PERIODS, OFFICIALS: Jim Haney, Jeff Clark, Todd Williams, TECHNICALS: None, ATTENDANCE: 9,277. Notes: Notre Dame tied the school record for consecutive wins at the Joyce Center with its 24th straight victory...

Notre Dame 68, Kansas State 59
December 4, 2007
Madison Square Garden — New York, NY
Jimmy V Classic

Game 8

Box score for Game 8: Notre Dame vs Kansas State. Includes player stats and team totals.

TOTALS, FG%: 1st Half 15-37, .405; 2nd Half 10-27, .370; Game .391; 3-PT%: 1st Half 3-12, .250; 2nd Half 0-8, .000; Game .150; FT%: 1st Half 1-3, .333; 2nd Half 5-6, .833; Game .667; Deadball: 3.

Box score for Game 9: Notre Dame vs Kansas State. Includes player stats and team totals.

SCORE BY PERIODS, OFFICIALS: Mike Kitts, Bryan Kersly, Gary Maxwell, TECHNICALS: Kansas State-Michael Beasley; Notre Dame-None, ATTENDANCE: 8,300. Notes: Kyle McAlarney scored Notre Dame's final nine points and registered double figures for the fourth straight game...





2007-08 Box Scores

Notre Dame 108, Northern Illinois 62
December 8, 2007
Joyce Center - Notre Dame, Ind.

Game 9

Box score for Game 9: Northern Illinois vs Notre Dame. Includes player stats (FG-A, 3-pt FG-A, FT-A, REB, PF, TP, A, TO, BK, ST, MIN) and team totals.

Box score for Game 9: Notre Dame vs Northern Illinois. Includes player stats (FG-A, 3-pt FG-A, FT-A, REB, PF, TP, A, TO, BK, ST, MIN) and team totals.

SCORE BY PERIODS

Score by periods for Game 9: Northern Illinois (1, 2, F), Notre Dame (25, 37, 62).

OFFICIALS: John Gaffney, James Breeding, William Bush

TECHNICALS: None

ATTENDANCE: 10,142

Notes: Notre Dame won its 25th straight home game to set the Joyce Center win streak mark ... The 108 points scored by the Irish were the most by a Notre Dame team in regulation under head coach Mike Brey ... Luke Harangody registered his fourth double-double in six games ... Kyle McAlamey extended his double-figure scoring streak to a career-high five games ... Notre Dame's 72.0 percent shooting in the first half was the best percentage by an Irish team in a first half under Brey.

Notre Dame 84, San Francisco 76
December 22, 2007
Joyce Center - Notre Dame, Ind.

Game 10

Box score for Game 10: San Francisco vs Notre Dame. Includes player stats (FG-A, 3-pt FG-A, FT-A, REB, PF, TP, A, TO, BK, ST, MIN) and team totals.

Box score for Game 10: Notre Dame vs San Francisco. Includes player stats (FG-A, 3-pt FG-A, FT-A, REB, PF, TP, A, TO, BK, ST, MIN) and team totals.

SCORE BY PERIODS

Score by periods for Game 10: San Francisco (1, 2, F), Notre Dame (29, 47, 76).

OFFICIALS: Brian O'Connell, Mike Roberts, Glenn Mayborg

TECHNICALS: None

ATTENDANCE: 8,048

Notes: Luke Harangody registered his third consecutive double-double for the first time in his career and topped the 20-plus point mark for the fourth time ... Tony Jackson notched his first career-high with a season-high 15 points and matched his personal-best with 10 assists ... Kyle McAlamey registered double figures for the sixth straight game for the longest double-figure scoring streak of his career ... Notre Dame's 45.8 percent shooting from the field marked the eighth time this season that Irish have shot better than 45.0 percent in a game.

Notre Dame 87, Brown 54
December 29, 2007
Joyce Center - Notre Dame, Ind.

Game 11

Box score for Game 11: Brown vs Notre Dame. Includes player stats (FG-A, 3-pt FG-A, FT-A, REB, PF, TP, A, TO, BK, ST, MIN) and team totals.

Box score for Game 11: Notre Dame vs Brown. Includes player stats (FG-A, 3-pt FG-A, FT-A, REB, PF, TP, A, TO, BK, ST, MIN) and team totals.

SCORE BY PERIODS

Score by periods for Game 11: Brown (1, 2, F), Notre Dame (27, 27, 54).

OFFICIALS: Reggie Greenwood, Paul Faia, James Breeding

TECHNICALS: None

ATTENDANCE: 8,386

Notes: Notre Dame dished off 20-plus assists for the fifth game ... Rob Kurz registered his third double-double of the season ... Ryan Ayers matched his career-best with 13 points ... Luke Harangody and Kyle McAlamey extended their double-figure scoring streaks to nine and seven games, respectively (both career bests).

Notre Dame 77, North Florida 58
December 31, 2007
Joyce Center - Notre Dame, Ind.

Game 12

Box score for Game 12: North Florida vs Notre Dame. Includes player stats (FG-A, 3-pt FG-A, FT-A, REB, PF, TP, A, TO, BK, ST, MIN) and team totals.

Box score for Game 12: Notre Dame vs North Florida. Includes player stats (FG-A, 3-pt FG-A, FT-A, REB, PF, TP, A, TO, BK, ST, MIN) and team totals.

SCORE BY PERIODS

Score by periods for Game 12: North Florida (1, 2, F), Notre Dame (18, 40, 58).

OFFICIALS: Curtis Shaw, Mike Roberts, Ron Tyburski

TECHNICALS: North Florida Bench

ATTENDANCE: 7,841

Notes: Notre Dame dished off 20-plus assists for the sixth game and second consecutive outings ... Rob Kurz registered his second consecutive double-double and fourth of the campaign with a season-high 23 points and career-best 13 boards ... Tony Jackson had double figures in assists for the second time in three games and third time in his career ... Ryan Ayers was in double figures for the second consecutive game for the first time in his career ... Luke Harangody topped the 20-point mark for the fifth time this season ... Kurz grabbed his 500th career rebound.





2007-08 Box Scores

Notre Dame 69, West Virginia 56 January 3, 2008 Joyce Center - Notre Dame, Ind.

Game 13

Box score for Game 13: Notre Dame vs West Virginia. Includes player stats (FG-A, 3-pt, FT-A, REB, PF, TP, A, TO, BK, ST, MIN) and team totals.

Score by periods and technical details for Game 13. Includes scores by quarters and officials/attendance information.

Notes: Notre Dame improved to 7-6 all-time in BIG EAST openers and 4-4 under head coach Mike Brey... The Irish are now 24-8 all-time against West Virginia and have won 13 of the last 14 meetings...

Notre Dame 73, Connecticut 67 January 5, 2008 Joyce Center - Notre Dame, Ind.

Game 14

Box score for Game 14: Notre Dame vs Connecticut. Includes player stats and team totals.

Score by periods and technical details for Game 14. Includes scores by quarters and officials/attendance information.

Notes: Kyle McAlamey's 32 points marked a career-high as he connected on a personal-best 13 field goals... Tory Jackson matched his personal best of 11 assists...

Marquette 92, Notre Dame 66 January 12, 2008 Bradley Center - Milwaukee, Wis.

Game 15

Box score for Game 15: Marquette vs Notre Dame. Includes player stats and team totals.

Score by periods and technical details for Game 15. Includes scores by quarters and officials/attendance information.

Notes: Luke Harangody's 29 points and 14 rebounds marked his third straight double-double and eighth overall as well as the seventh time this season with 20-plus points...

Notre Dame 91, Cincinnati 74 January 15, 2008 Joyce Center - Notre Dame, Ind.

Game 16

Box score for Game 16: Notre Dame vs Cincinnati. Includes player stats and team totals.

Score by periods and technical details for Game 16. Includes scores by quarters and officials/attendance information.

Notes: Luke Harangody's 24 points in the second half were the most by an Irish player in a half since Chris Thomas' 27 (finished with 39 points) against Saint Louis on March 22, 2004...





2007-08 Box Scores

Georgetown 84, Notre Dame 65
January 19, 2008
Verizon Center - Washington D.C.

Game 17

Box score for Game 17: Georgetown 84, Notre Dame 65. Includes player stats for FG-A, 3-pt FG-A, FT-A, REB, PF, TP, A, TO, BK, ST, MIN and team totals.

Box score for Game 18: Georgetown 84, Notre Dame 65. Includes player stats for FG-A, 3-pt FG-A, FT-A, REB, PF, TP, A, TO, BK, ST, MIN and team totals.

SCORE BY PERIODS: 1, 2, F
Georgetown 38, 46, 84
Notre Dame 25, 40, 65
OFFICIALS: Bob Donato, Brian O'Connell, Tim Clougherty
TECHNICALS: Notre Dame - Team
ATTENDANCE: 19,286
Notes: Notre Dame lost to Georgetown for the fifth consecutive time ... Luke Harangody extended his double-figure scoring streak to 15 games ...

Notre Dame 81, Providence 74
January 31, 2008
Joyce Center - Notre Dame, Ind.

Game 19

Box score for Game 19: Notre Dame 81, Providence 74. Includes player stats for FG-A, 3-pt FG-A, FT-A, REB, PF, TP, A, TO, BK, ST, MIN and team totals.

Box score for Game 20: Notre Dame 89, DePaul 80. Includes player stats for FG-A, 3-pt FG-A, FT-A, REB, PF, TP, A, TO, BK, ST, MIN and team totals.

SCORE BY PERIODS: 1, 2, OT, F
Providence 31, 30, 13, 74
Notre Dame 32, 29, 20, 81
OFFICIALS: Mike Kitts, Brian O'Connell, Doug Shows
TECHNICALS: None
ATTENDANCE: 10,179
Notes: Notre Dame extended its Joyce Center home win streak to 32 games ... This was the first overtime game in that streak ...

Notre Dame 90, Villanova 80
January 26, 2008
Wachovia Center - Philadelphia, PA.

Game 18

Box score for Game 18: Notre Dame 90, Villanova 80. Includes player stats for FG-A, 3-pt FG-A, FT-A, REB, PF, TP, A, TO, BK, ST, MIN and team totals.

Box score for Game 19: Notre Dame 89, DePaul 80. Includes player stats for FG-A, 3-pt FG-A, FT-A, REB, PF, TP, A, TO, BK, ST, MIN and team totals.

SCORE BY PERIODS: 1, 2, F
Villanova 29, 51, 80
Notre Dame 39, 51, 90
OFFICIALS: Tim Higgins, Jamie Luckie, Earl Walton
TECHNICALS: None
ATTENDANCE: 19,989
Notes: The victory was Notre Dame's first league road win of the season ... Kyle McAlarney registered his second 30-plus point performance in six games ...

Notre Dame 89, DePaul 80
February 2, 2008
Joyce Center - Notre Dame, Ind.

Game 20

Box score for Game 20: Notre Dame 89, DePaul 80. Includes player stats for FG-A, 3-pt FG-A, FT-A, REB, PF, TP, A, TO, BK, ST, MIN and team totals.

Box score for Game 21: Notre Dame 89, DePaul 80. Includes player stats for FG-A, 3-pt FG-A, FT-A, REB, PF, TP, A, TO, BK, ST, MIN and team totals.

SCORE BY PERIODS: 1, 2, F
DePaul 35, 45, 80
Notre Dame 46, 43, 89
OFFICIALS: Jim Burr, J.D. Collins, Wally Rutecki
TECHNICALS: None
ATTENDANCE: 11,418
WENDELL SMITH (MVP) AWARD: Luke Harangody (ND)
Notes: Luke Harangody extended his double-figure scoring streak to 18 games and registered his third straight double-double for the third time this season ...





2007-08 Game-By-Game Statistics

Opponent	Overall		3-Point		FT-A	Pct.	O-D-Tot.	PF	A	TO	B	S	Pts
	FG-A	Pct.	FG-A	Pct.									
Long Island	18-65	.277	6-24	.250	8-9	.889	13-24-37	12	13	12	4	3	50
Notre Dame	35-68	.515	7-17	.412	5-9	.556	13-35-48	12	28	11	9	7	82
Monmouth	13-49	.265	3-20	.150	4-5	.800	4-14-18	16	6	16	2	7	33
Notre Dame	29-57	.509	10-23	.432	8-13	.615	15-31-46	10	15	15	4	6	76
Baylor	24-58	.414	8-22	.364	12-20	.600	15-26-41	21	11	15	4	8	68
Notre Dame	20-59	.339	7-19	.368	17-23	.739	16-22-38	21	10	10	0	6	64
Georgia Tech	27-57	.474	10-17	.588	6-11	.546	10-23-33	26	17	20	1	8	70
Notre Dame	29-57	.509	10-23	.432	20-29	.690	13-19-32	16	14	19	5	11	69
Youngstown State	29-70	.414	11-21	.524	6-14	.429	12-22-34	21	20	12	0	7	75
Notre Dame	32-58	.552	7-17	.412	16-24	.667	11-33-44	14	24	17	5	7	87
Colgate	21-51	.412	8-17	.471	13-17	.766	8-20-28	14	13	17	7	3	63
Notre Dame	32-69	.464	13-28	.464	17-19	.895	18-24-42	16	25	8	3	10	94
Eastern Michigan	25-52	.481	7-15	.467	8-13	.615	11-15-26	15	15	9	2	1	65
Notre Dame	27-48	.563	10-16	.625	12-17	.706	9-19-28	12	18	9	4	2	76
Kansas State	25-64	.391	3-20	.150	6-9	.667	15-26-41	14	10	17	5	6	59
Notre Dame	28-72	.389	5-19	.263	7-10	.700	15-25-44	11	12	15	3	9	68
Northern Illinois	23-67	.343	7-25	.280	9-17	.529	10-17-27	22	15	13	1	7	62
Notre Dame	36-58	.621	14-25	.560	22-35	.629	11-41-52	16	27	11	3	6	108
San Francisco	30-68	.441	6-19	.316	10-13	.769	10-25-35	24	15	14	1	7	76
Notre Dame	27-59	.458	7-17	.412	23-32	.719	11-30-41	12	19	14	2	12	84
Brown	17-52	.327	11-23	.478	9-16	.563	6-19-25	16	13	9	3	4	54
Notre Dame	30-70	.429	13-32	.406	14-17	.824	22-32-54	17	23	7	3	6	87
North Florida	23-64	.359	7-17	.412	5-9	.556	11-27-38	20	15	17	2	6	58
Notre Dame	25-57	.439	7-23	.304	20-27	.741	8-33-41	19	24	12	6	8	77
West Virginia	22-69	.319	5-25	.200	7-11	.636	15-18-33	19	9	9	4	6	56
Notre Dame	24-50	.480	5-12	.417	16-21	.762	12-34-46	11	16	20	3	3	69
Connecticut	27-69	.391	2-17	.118	11-17	.647	14-30-44	16	14	13	12	10	67
Notre Dame	27-73	.370	9-17	.529	10-11	.909	17-31-48	17	18	14	5	7	73
Marquette	34-73	.466	12-24	.500	12-15	.800	13-23-36	23	23	13	4	17	92
Notre Dame	23-58	.397	4-19	.211	16-25	.640	19-27-46	14	13	24	4	6	66
Cincinnati	30-75	.400	6-29	.207	8-11	.727	18-18-36	26	21	16	0	7	74
Notre Dame	24-51	.471	9-17	.529	34-42	.810	11-29-40	15	18	15	1	5	91
Georgetown	28-53	.528	8-20	.400	20-29	.690	8-26-34	20	19	13	4	6	84
Notre Dame	20-61	.328	7-25	.280	18-22	.818	17-25-42	21	10	13	1	7	65
Villanova	32-72	.444	7-21	.333	9-12	.750	14-26-40	29	19	14	2	8	80
Notre Dame	27-53	.509	9-19	.474	27-38	.711	9-29-38	16	20	15	1	7	90
Providence	30-73	.411	8-33	.242	6-16	.375	22-26-48	22	18	15	4	2	74
Notre Dame	27-61	.443	5-16	.313	22-27	.815	11-27-38	17	21	13	4	8	81



2007-08 Notre Dame Men's Basketball
 Notre Dame Season Box Score (as of Feb 02, 2008)
 All games

RECORD:	OVERALL	HOME	AWAY	NEUTRAL
ALL GAMES.....	(16-4)	(13-0)	(1-2)	(2-2)
CONFERENCE.....	(6-2)	(5-0)	(1-2)	(0-0)
NON-CONFERENCE.....	(10-2)	(8-0)	(0-0)	(2-2)

##	Player	GP-GS	Min--Avg	---TOTAL---		---3-PTS---		FT-FTA	Pct	----REBOUNDS----				PF	FO	A	TO	Blk	Stl	Pts	Avg
				FG-FGA	Pct	3FG-FGA	Pct			Off	Def	Tot	Avg								
44	HARANGODY, Luke....	20-20	554 27.7	152-300	.507	0-1	.000	103-128	.805	76	124	200	10.0	51	1	33	44	16	16	407	20.4
	Conference-Only..	8-8	244 30.5	64-141	.454	0-1	.000	67-81	.827	39	54	93	11.6	21	1	11	19	8	5	195	24.4
23	MCALARNEY, Kyle....	20-20	703 35.2	102-232	.440	65-146	.445	34-43	.791	6	34	40	2.0	20	0	74	41	0	20	303	15.2
	Conference-Only..	8-8	299 37.4	48-106	.453	28-60	.467	10-13	.769	2	11	13	1.6	7	0	35	21	0	6	134	16.8
31	KURZ, Rob.....	20-20	562 28.1	75-164	.457	21-51	.412	88-102	.863	46	115	161	8.1	57	0	46	42	26	15	259	13.0
	Conference-Only..	8-8	244 30.5	21-64	.328	8-24	.333	39-41	.951	22	46	68	8.5	25	0	14	19	10	5	89	11.1
42	AYERS, Ryan.....	20-17	533 26.7	53-117	.453	36-76	.474	19-28	.679	15	56	71	3.6	24	0	24	15	10	17	161	8.1
	Conference-Only..	8-5	233 29.1	15-35	.429	10-25	.400	13-19	.684	2	25	27	3.4	9	0	7	7	3	8	53	6.6
02	JACKSON, Tory.....	20-20	632 31.6	53-137	.387	6-34	.176	30-64	.469	29	60	89	4.5	50	2	120	71	4	38	142	7.1
	Conference-Only..	8-8	271 33.9	24-56	.429	3-11	.273	13-28	.464	15	21	36	4.5	26	1	47	35	0	17	64	8.0
33	HILLESLAND, Zach...	19-3	388 20.4	34-77	.442	0-1	.000	37-51	.725	27	68	95	5.0	42	0	40	34	6	14	105	5.5
	Conference-Only..	8-3	166 20.8	12-31	.387	0-1	.000	11-16	.688	6	28	34	4.3	21	0	17	16	1	2	35	4.4
40	ZELLER, Luke.....	20-0	253 12.7	34-78	.436	19-46	.413	3-7	.429	18	30	48	2.4	24	0	10	3	5	9	90	4.5
	Conference-Only..	8-0	81 10.1	8-28	.286	5-21	.238	0-0	.000	7	9	16	2.0	6	0	4	1	1	5	21	2.6
20	PEOPLES, Jonathan..	20-0	269 13.5	26-62	.419	10-28	.357	17-21	.810	16	22	38	1.9	13	0	23	12	0	6	79	4.0
	Conference-Only..	8-0	78 9.8	10-18	.556	2-3	.667	5-6	.833	5	12	17	2.1	3	0	2	3	0	2	27	3.4
21	ABROMAITIS, Tim....	9-0	37 4.1	5-19	.263	1-8	.125	7-7	1.000	4	5	9	1.0	4	0	3	4	1	1	18	2.0
	Conference-Only..	2-0	4 2.0	1-2	.500	0-1	.000	2-2	1.000	0	0	0	0.0	0	0	1	1	0	0	4	2.0
13	PROFFITT, Ty.....	5-0	19 3.8	3-7	.429	2-5	.400	0-0	.000	0	3	3	0.6	0	0	2	0	0	2	8	1.6
	Conference-Only..	1-0	1 1.0	0-0	.000	0-0	.000	0-0	.000	0	0	0	0.0	0	0	0	0	0	0	0	0.0
41	ANDREE, Tim.....	4-0	12 3.0	2-2	1.000	0-0	.000	2-2	1.000	1	3	4	1.0	2	0	1	0	1	0	6	1.5
	Conference-Only..	0-0	0 0.0	0-0	.000	0-0	.000	0-0	.000	0	0	0	0.0	0	0	0	0	0	0	0	0.0
01	NASH, Tyrone.....	10-0	52 5.2	6-12	.500	0-0	.000	1-7	.143	7	11	18	1.8	6	0	5	2	1	2	13	1.3
	Conference-Only..	3-0	4 1.3	1-1	1.000	0-0	.000	0-0	.000	0	0	0	0.0	0	0	0	0	0	0	2	0.7
05	KOPKO, Tom.....	4-0	11 2.8	2-4	.500	1-3	.333	0-1	.000	1	1	2	0.5	1	0	0	0	0	0	5	1.3
	Conference-Only..	0-0	0 0.0	0-0	.000	0-0	.000	0-0	.000	0	0	0	0.0	0	0	0	0	0	0	0	0.0
	TEAM.....									36	39	75	3.8	1			2				
	Conference-Only..									18	21	39	4.9	1			0				

	Total.....	20	4025	547-1211	.452	161-399	.404	341-461	.740	282	571	853	42.7	295	3	381	270	70	140	1596	79.8
	Conference-Only..	8	1625	204-482	.423	56-147	.381	160-206	.777	116	227	343	42.9	119	2	138	122	23	50	624	78.0

	Opponents.....	20	4025	512-1271	.403	146-432	.338	170-267	.637	241	449	690	34.5	392	-	307	276	66	126	1340	67.0
	Conference-Only..	8	1625	237-554	.428	59-192	.307	74-114	.649	116	191	307	38.4	171	6	144	105	34	59	607	75.9

SCORE BY PERIODS:	1st	2nd	OT	Total
-----	-----	-----	-----	-----
Notre Dame.....	788	788	20	- 1596
Opponents.....	610	717	13	- 1340

DEADBALL REBOUNDS:	OFF	DEF	TOTAL
-----	-----	-----	-----
Notre Dame.....	47	2	49
Opponents.....	42	6	48

2007-08 Notre Dame Men's Basketball
 Notre Dame Season Schedule/Results & Leaders (as of Feb 02, 2008)
 All games

RECORD:	OVERALL	HOME	AWAY	NEUTRAL
ALL GAMES.....	(16-4)	(13-0)	(1-2)	(2-2)
CONFERENCE.....	(6-2)	(5-0)	(1-2)	(0-0)
NON-CONFERENCE.....	(10-2)	(8-0)	(0-0)	(2-2)

DATE	TIME	OPPONENT		SCORE	ATTEND	HIGH POINTS	HIGH REBOUNDS
11-12-07	7:30 p.m.	LONG ISLAND	W	82-50	8873	(19)KURZ, Rob	(10)KURZ, Rob
11-16-07	9:30 p.m.	! vs Monmouth	W	76-33	2132	(15)KURZ, Rob	(7)AYERS, Ryan
11-18-07	9:30 p.m.	! vs Baylor		64-68	L 2339	(22)HARANGODY, Luke	(8)HARANGODY, Luke
11-19-07	7:00 p.m.	! vs Georgia Tech		69-70	L 3325	(22)HARANGODY, Luke	(11)HARANGODY, Luke
11-24-07	7:30 p.m.	YOUNGSTOWN STATE	W	87-75	7461	(25)HARANGODY, Luke	(13)HARANGODY, Luke
11-26-07	7:30 p.m.	COLGATE	W	94-63	8977	(25)MCALARNEY, Kyle	(10)KURZ, Rob
12-1-07	7:00 p.m.	EASTERN MICHIGAN	W	76-65	9277	(21)MCALARNEY, Kyle	(7)HARANGODY, Luke
12-4-07	7:00 p.m.	@ vs Kansas State	W	68-59	8300	(19)HARANGODY, Luke	(14)HARANGODY, Luke
12-8-07	7:00 p.m.	NORTHERN ILLINOIS	W	108-62	10142	(17)MCALARNEY, Kyle (17)KURZ, Rob	(12)HARANGODY, Luke
12-22-07	4:00 p.m.	SAN FRANCISCO	W	84-76	8048	(23)HARANGODY, Luke	(10)HARANGODY, Luke
12-29-07	7:00 p.m.	BROWN	W	87-54	8386	(15)KURZ, Rob	(11)KURZ, Rob
12-31-07	1:00 p.m.	NORTH FLORIDA	W	77-58	7841	(23)KURZ, Rob	(13)KURZ, Rob
1-3-08	7:00 p.m.	* WEST VIRGINIA	W	69-56	8327	(29)HARANGODY, Luke	(16)HARANGODY, Luke
1-5-08	9:00 p.m.	* CONNECTICUT	W	73-67	10505	(32)MCALARNEY, Kyle	(10)KURZ, Rob
1-12-08	1:00 p.m.	* at Marquette		66-92	L 18906	(29)HARANGODY, Luke	(14)HARANGODY, Luke
1-15-08	7:00 p.m.	* CINCINNATI	W	91-74	10231	(25)HARANGODY, Luke	(10)KURZ, Rob
1-19-08	12:00 p.m.	* at Georgetown		65-84	L 19286	(13)HARANGODY, Luke	(8)HARANGODY, Luke
1-26-08	12:00 p.m.	* at Villanova	W	90-80	19989	(30)MCALARNEY, Kyle	(10)HARANGODY, Luke
1-31-08	7:00 p.m.	* PROVIDENCE	WOT	81-74	10179	(31)HARANGODY, Luke	(14)HARANGODY, Luke
2-2-08	6:00 p.m.	* DEPAUL	W	89-80	11418	(29)HARANGODY, Luke	(14)HARANGODY, Luke

! = Paradise Jam (St. Thomas, USVI)

@ = Jimmy V Classic (Madison Square Garden)

* = Conference game

ATTENDANCE SUMMARY	GAMES	TOTALS	AVG/GAME
HOME.....	13	119665	9205
AWAY.....	3	58181	19394
NEUTRAL.....	4	16096	4024
TOTAL.....	20	193942	9697