



2016-17 NOTRE DAME HOCKEY GAME NOTES

Fighting Irish Media ▶ Dan Colleran ▶ dcollera@nd.edu ▶ 574-339-9810 (c) ▶ UND.com/NDHockey

2016-17 SCHEDULE

OCTOBER

2	USNTDP (Exhibition)	W, 5-1
7	Arizona State [CSN+]	W, 9-2
8	Arizona State	W, 4-2
14	at #4/4 Minnesota Duluth [FCS]	L, 4-3
15	at #4/4 Minnesota Duluth	W, 3-1
21	Penn State [CSN+]	T, 3-3 (ot)
22	Penn State [NBCSN]	L, 3-2 (ot)
27	Connecticut * [CSN]	L, 4-2
28	Connecticut *	W, 6-2

NOVEMBER

12	at Northeastern *	W, 5-2
13	at Northeastern *	T, 0-0
17	#5/6 UMass Lowell *	L, 4-1
18	#5/6 UMass Lowell *	W, 4-1
25	Holy Cross \$	W, 5-3
26	Clarkson \$	L, 2-0

DECEMBER

2	at Massachusetts * [ASN]	L, 5-4
3	at Massachusetts *	W, 3-0
10	#3/4 Boston College * [NBCSN]	W, 3-2
31	Alaska	W, 5-0

JANUARY

1	Alaska	W, 4-0
6	Michigan Tech [NBCSN]	7:40 p.m.
7	Michigan Tech [NBCSN]	7:10 p.m.
13	at Merrimack *	7:35 p.m.
14	at Merrimack *	7:00 p.m.
20	New Hampshire *	7:35 p.m.
21	New Hampshire *	7:05 p.m.
28	at Boston College *	7:05 p.m.

FEBRUARY

3	Vermont * [NBCSN]	7:35 p.m.
4	Vermont * [NBCSN]	6:35 p.m.
10	vs. Maine * ^	7:05 p.m.
11	at Maine *	7:05 p.m.
17	Providence * [NBCSN]	7:35 p.m.
18	Providence * [NBCSN]	7:05 p.m.
24	at Boston University *	6:05 p.m.
25	at Boston University *	7:05 p.m.

MARCH

3-5	Hockey East First Round &	TBA
10-12	Hockey East Quarterfinals &	TBA
17	Hockey East Semifinals %	TBA
18	Hockey East Championship %	TBA
24	NCAA Regional @	TBA
25	NCAA Regional @	TBA
26	NCAA Regional @	TBA

APRIL

6	NCAA Frozen Four #	TBA
8	NCAA Frozen Four #	TBA

Home Games in bold

All times are subject to change and listed in EST [denotes television coverage] | additional coverage TBA

* - denotes a Hockey East game

\$ - Shillelagh Tournament (at Notre Dame, Ind.)

^ - Cross Insurance Arena (Portland, Maine)

& - Campus sites

% - TD Garden (Boston, Mass.)

@ - 2017 NCAA Regionals

East Regional [Providence, R.I.]

West Regional [Fargo, N.D.]

Midwest Regional [Cincinnati, Ohio]

Northeast Regional [Manchester, N.H.]

- 2017 NCAA Frozen Four hosted by the University of Notre Dame and the Chicago Sports Commission [United Center | Chicago, Ill.]

GAMES 20 & 21



#12/12 University of Notre Dame Fighting Irish

(11-6-2, 5-3-1 HEA)



Michigan Technological University Huskies

(13-8-3, 11-3-2 WCHA)

GAMES 20 & 21

Matchup: Michigan Tech at Notre Dame

Date: Friday, Jan. 6 | Saturday Jan. 7

Time: 7:40 p.m. (ET) | 7:10 p.m. (ET)

Site: Notre Dame, Ind.

Arena: Compton Family Ice Arena (5,022)

Television: NBCSN

Play-by-Play: Alex Faust | Friday

Play-by-Play: Nicholas Gismondi | Saturday

Analyst: Anson Carter

Live Streaming: NBC Sports App

Live Radio | Audio: WZOC 94.3 FM | WatchND

Play-by-Play: Darin Pritchett

Live Stats: UND.com

Live Updates: @NDHockey

Series History: ND trails, 25-31-2 (58 games)

OVERVIEW

▶ The 12th-ranked Irish close out the non-conference portion of their schedule at home this weekend against Michigan Tech.

▶ Notre Dame is on a season-long four-game winning streak, while the Huskies have won four of their last five games.

▶ Two of the top defensive units in the nation will be facing off, as Michigan Tech ranks fourth (2.00 goals against per game) and Notre Dame ranks seventh (2.11).

What's Inside

University Information & Quick Facts	2
Notes	1-5
Series History	2
National Polls & Notre Dame in the Polls	4
2016-17 Honors & Awards	4
Roster by Major/School	5
Notre Dame Roster & Coaching Staff	6
Geographic Breakdown	6
Head Coach Jeff Jackson	7
The Last Time ...	8
Notre Dame's Record When ...	8
2016-17 Stats	9-14
2016-17 Individual Game-by-Game	15
2016-17 Box Scores	16-20
Individual Player Pages/Career Highs	21-33
Cal Petersen Notes/In The ND Records Book	34-35

▶ After back-to-back shutouts against Alaska, Irish goaltender Cal Petersen has a personal shutout streak of 166:53, dating back to Notre Dame's Dec. 10 win against Boston College.

▶ Petersen is tied for first in the country with four shutouts on the year, while Michigan Tech's Angus Redmond has two shutouts.

69

Junior goaltender **Cal Petersen** has started 69 consecutive games in the Irish net dating back to his freshman season. He is coming off back-to-back shutouts against Alaska (Dec. 31 - Jan. 1).

14

Junior forward **Anders Bjork** has 14 goals this season, which is tied for second in Hockey East and tied for third in the nation. His 32 points are also tied for second in Hockey East.

17

Junior defenseman **Jordan Gross** ranks third among Hockey East defensemen in scoring with 17 points (5-12-17) and he is tied for seventh nationally.



NDHockey



ND_Hockey



NotreDameHockey



NotreDameHockey

UNIVERSITY INFORMATION

School: University of Notre Dame
 Location: Notre Dame, IN 46556
 Founded: 1842
 Enrollment: 8,475 (undergraduate), 12,126 (total)
 Nickname: Fighting Irish
 Colors: Gold and Blue
 Affiliation: NCAA Division I
 Conference: Hockey East Association (HEA)
 President: Rev. John I. Jenkins, C.S.C. (Notre Dame '76)
 Provost: Thomas Burish
 NCAA Faculty Representative: Patricia Bellia (Harvard '91)
 Athletics Director: Jack Swarbrick (Notre Dame '76)
 Sr. Assoc. Athletic Director/Sport Administrator: Tom Nevala (Notre Dame '90)
 Ticket Office Phone: (574) 631-7356
 Home Ice (capacity): Compton Family Ice Arena (5,022)
 Charles "Lefty" Smith Rink
 Ice Surface: 200 x 90

HOCKEY STAFF INFORMATION

Head Coach: Jeff Jackson (Michigan State '78)
 Record at Notre Dame: 255-160-50 (12th season)
 Record Overall 437-212-75 (18th season)
 Hockey East Record/Years: 38-23-11 (fourth season)
 Associate Head Coach: Paul Pooley (Ohio State '84)
 Associate Coach: Andy Slaggert (Notre Dame '89)
 Volunteer Assistant Coach: Kevin Lind (Notre Dame '14)
 Coordinator of Hockey Operations: Nick Siergiej (Wisconsin-River Falls '06)
 Athletic Trainer: Kevin Ricks
 Equipment Specialist: Scott Eastman
 Strength and Conditioning: Tony Rolinski
 Senior Team Managers: Taek Lee, Meghan Thompson, Amelia Legault-Laroche
 Administrative Assistant: Sue Halasz
 Hockey Office Phone: (574) 631-3630
 Hockey Office Fax: (574) 631-4897

MEDIA RELATIONS INFORMATION

Associate Director, Athletics Communications (Hockey SID): Dan Colleran
 Office Phone: (574) 631-7519
 Cell Phone: (574) 339-9810
 Hockey Media Relations E-Mail: dcollera@nd.edu
 Compton Family Ice Arena Press Box Phone: (574) 631-4899
 Mailing Address: University of Notre Dame
 100 Compton Family Ice Arena
 Notre Dame, IN 46629
 Web Site: www.und.com/NDHockey
 Twitter: @NDHockey
 Instagram: ND_Hockey
 Facebook: facebook.com/NotreDameHockey
 Snapchat NotreDameHockey

TEAM INFORMATION

2015-16 Overall Record: 19-11-7
 2015-16 Hockey East Record/Finish 15-5-2 (3rd)
 2015-16 Postseason: Hockey East Quarterfinals
 NCAA Midwest Regional Semifinals
 Letter Winners Returning: 17 (10 forwards, 5 defensemen, 2 goaltenders)
 Letter Winners Lost: 7 (4 forwards, 2 defensemen, 1 goaltender)
 Newcomers: 8 (5 forwards, 2 defensemen, 1 goaltender)
 2016-17 Captain: Cal Petersen (C)
 2016-17 Alternate Captains: Anders Bjork (A), Jake Evans (A)
 Luke Ripley (A)
 NCAA Appearances Eight (Last: 2016)
 NCAA Frozen Four Appearances Two (2008 & 2011)
 All-Americans 12 players/13 times (Last: Robbie Russo in 2015)
 Academic All-Americans Nine (Last: Peter Schneider in 2015)

NOTRE DAME STREAKS

▶ Notre Dame's four-game winning streak is a season-long mark and is tied for the fifth-longest active unbeaten streak in the nation.
 ▶ Anders Bjork has a five-game point streak (5-4-9).
 ▶ Andrew Oglevie also has a point in each of Notre Dame's last five games (3-2-5).
 ▶ Jake Evans is on a five-game point streak (3-3-6).
 ▶ Jordan Gross (1-4-5) and Dylan Malmquist (2-2-4) each have two-game point streaks.

THE MICHIGAN TECH SERIES

▶ Notre Dame trails the all-time series, 25-31-2 (58 meetings).
 ▶ The Irish won the last two meetings between the teams on Oct. 18 and 20, 2013 by scores of 3-2 and 7-3 (the teams played a Friday-Sunday series due to Notre Dame's home football game against USC, which was a 14-10 Irish victory).
 ▶ That marked the only times the teams have met under Irish Head Coach Jeff Jackson.
 ▶ Current Chicago Blackhawks forward Vinne Hinostroza had a pair of goals in that 7-3 win, as did current Ontario Reign (AHL) forward Sam Herr.
 ▶ Michigan Tech recorded a then Notre Dame-opponent record 85 penalty minutes in the 7-3 game (that record was bested this season when Arizona State racked up 116 PIMs on Oct. 7).
 ▶ Jackson named current Michigan Tech head coach Mel Pearson as one of his Team USA assistant coaches for the 1997 World Junior Ice Hockey Championships.
 ▶ Jackson and Pearson helped lead USA to the silver medal in that tournament (Switzerland).

BY THE NUMBERS (national rank/60)*

Category	MTU	ND
Goals/game	2.58 (40)	3.47 (10)
GAA/game	2.00 (4)	2.11 (7)
Power Play %	17.70 (26)	20.00 (19)
PK %	87.20 (7)	84.90 (20)
Penalties/game	6.82 (49)	5.54 (18)
PIM/game	15.77 (44)	13.96 (34)

* - As of Jan. 4

THE HUSKIES AT A GLANCE

▶ Michigan Tech enters the weekend with a 13-8-3 overall record and an 11-3-2 mark in WCHA play.
 ▶ Most recently, the Huskies returned from winter break and placed second at the Great Lakes Invitational (Dec. 29-30).
 ▶ Michigan Tech defeated Michigan, 2-0, in the first round but fell in overtime to Western Michigan, 1-0, in the championship game.

Series History

THE SERIES

Series: Michigan Tech leads, 31-25-2 (58 games)
 At Notre Dame: MTU leads, 11-9-0
 At Houghton: MTU leads, 16-14-2
 At Neutral Sites: MTU leads, 4-2-0
 Overtime Wins: Michigan 3, ND 3
 One-Goal Wins: MTU 6, ND 6
 Last Meeting: 2013-14
 Current Streak: ND is 2-0-0 in last two meetings

YEAR	SITE	W	L	T	RESULT
1920-21	Houghton		L		2-7
	Houghton	W			3-2
1921-22	Houghton	W			4-1
	Houghton	W			2-1 (ot)
1922-23	Houghton	W			5-2
	Houghton	W			5-1
1926-27	Houghton		L		0-4
	Houghton		L		3-6
1970-71	Houghton		L		2-5
	Houghton		L		4-5 (ot)
1971-72	Notre Dame		L		3-9
	Notre Dame	W			6-5 (ot)
1972-73	Detroit (N)		L		3-6
	Houghton		L		5-8
1973-74	Houghton	W			6-1
	Houghton	W			8-4
1974-75	Houghton			T	2-2 (ot)
	Notre Dame	W			7-1
1974-75	Notre Dame		L		5-7
	Notre Dame		L		2-4
1974-75	Houghton		T		2-2 (ot)
	Notre Dame	L			3-5
1974-75	Notre Dame		L		2-8
	Houghton		L		3-7
1975-76	Houghton		L		1-10
	Houghton		L		3-5
1975-76	Houghton		L		5-6
	Notre Dame		L		6-7
1976-77	Notre Dame	W			9-5
	Notre Dame	W			6-2
1976-77	Notre Dame	W			6-2
	Houghton	W			6-4
1977-78	Houghton		L		2-3
	Houghton	W			4-2
1977-78	Houghton		L		1-7
	Notre Dame		L		2-3 (ot)
1978-79	Notre Dame	W			5-3
	Houghton	W			6-5 (ot)
1978-79	Houghton		L		5-6
	Notre Dame		L		3-5
1979-80	Notre Dame	W			5-4
	Houghton	W			8-5
1979-80	Houghton	W			7-5
	Notre Dame		L		2-3 (ot)
1980-81	Notre Dame		L		4-5
	Houghton	W			5-3
1981-82	Houghton		L		2-12
	Detroit (N)	W			8-3
1981-82	Houghton		L		1-7
	Houghton	W			5-3
1982-83	Notre Dame		L		4-5
	Notre Dame		L		4-6
1993-94	Detroit (N)		L		6-9
	Fairbanks, AK (N)	W			5-4
2004-05	Detroit (N)		L		6-8
	Green Bay, Wisc. (N)	L			2-6
2013-14	Notre Dame	W			3-2
	Notre Dame	W			7-3

SERIES RECORDS

ND Most Goals (Game): 9, in 1975-76 (9-5)
 ND Widest Margin: 6, in 1973-74 (7-1)
 MTU Most Goals (Game): 12, in 1980-81 (12-2)
 MTU Widest Margin: 10, in 1980-81 (12-2)
 High-Scoring Game: 15 in '82-'83 (MTU 9-6)
 Low-Scoring Game: 3, in 1921-22 (ND 2-1)
 Longest ND Win Streak: 5 games ('20-'71)
 Longest MTU Win Streak: 7 games ('74-'76)
 Shutouts By: MTU 1 (1926-27)

- ▶ Dating back to Nov. 5, the Huskies are 10-2-1 in their last 13 games.
- ▶ Sophomore forward Jake Lucchini leads the team with 13 points on a team-best seven goals and six assists.
- ▶ The Huskies have scored 62 goals this season (2.58 goals per game), but held opponents to just 48 goals (2.00 goals against per game).
- ▶ Freshman goaltender Angus Redmond, who skated the previous four seasons with the Salmon Arm Silverbacks of the BCHL, has a 12-3-1 record to go along with a 1.27 goals against average and a .924 save percentage.
- ▶ The 1.27 goals against average ranks first in the country, while his .942 save percentage ranks fourth.
- ▶ The Huskies are 7-6-2 on the season in road games and 8-1-2 when scoring first.

BJORK PLAYING LEAD ROLE

- ▶ Junior forward Anders Bjork, a 2014 fifth-round pick by Boston, is one of the country's leading scorers with 14 goals and 18 assists for 32 points.
- ▶ Bjork has been held without a point in just four of Notre Dame's 19 games this season (one of which was the 0-0, two-period tie at Northeastern on Nov. 13).
- ▶ Bjork has posted 11 multi-point games this season, including four-point games against ASU (Oct. 8) and UConn (Oct. 28).
- ▶ The Irish are 11-3-1 on the season when Bjork notches at least one point (7-2-0 when he scores at least one goal).
- ▶ Bjork reached the 25-point plateau in his 15th game of the season, marking the fastest any Notre Dame player has reach 25 points in the Coach Jackson era (and dating back to at least 2001-02).

BJORK RANKS

Category	HEA Rank*	NCAA Rank*
Goals (14)	t-2nd	t-3rd
Assists (18)	t-4th	t-8th
Points (32)	t-2nd	t-5th
GWG (4)	1st	t-2nd
Points/game (1.68)	3rd	7th
Pts./3rd period (14)	2nd	t-2nd

* - As of Jan. 4

LAST TIME OUT: NANOOK SWEEP

- ▶ Led by goaltender Cal Petersen, the Irish returned from break by posting back-to-back shutouts over Alaska on Jan. 31 (5-0 and Jan. 1 (4-0).
- ▶ Petersen made a season-high 34 saves in the game one win, and followed up by stopping all 21 shots he faced in the game two win.

- ▶ Notre Dame posted back-to-back shutouts for the first time since a home series against Boston University on February 21-22, 2014 (Steven Summerhays played game one in net and then Summerhays and Joe Rogers played in game two).
- ▶ Jordan Gross notched a career-high three assists in the game one win over Alaska, and followed up with a goal and an assist in game two for a five-point weekend.
- ▶ Notre Dame improved to 7-0-0 when leading after two periods of play this season.

THIRD PERIOD SURGE

- ▶ This season, Notre Dame is out scoring opponents by a 27-14 margin (+13) in the second period and by a 27-10 (+17) margin in the third

- period.
- ▶ Notre Dame's 27 third period goals ranks tied for fourth in the country.
- ▶ The Fighting Irish are averaging 1.50 goals per third period, which ranks second in the country (Notre Dame has played only 18 third periods this season due to the shortened game at Northeastern on Nov. 13).
- ▶ Anders Bjork is tied for second in the country 14 third-period points (8-10-14).

STRENGTH OF SCHEDULE

- ▶ The Irish have played a tough schedule in 2016-17, including a non-conference road series at current No. 1 Minnesota Duluth and a non-conference home series against current No. 2 Penn State.

Current Irish in the National Hockey League Draft



Connor Hurley

2013 | Second Round | 38th Overall
Buffalo Sabres



Cal Petersen

2013 | Fifth Round | 129th Overall
Buffalo Sabres



Anders Bjork

2014 | Fifth Round | 146th Overall
Boston Bruins




Jake Evans

2014 | Seventh Round | 207th Overall
Montreal Canadiens



Joe Wegwerth

2014 | Fourth Round | 92nd Overall
Florida Panthers



Dennis Gilbert

2015 | Third Round | 91st Overall
Chicago Blackhawks



Cam Morrison

2016 | Second Round | 40th Overall
Colorado Avalanche



Andrew Peeke

2016 | Second Round | 34th Overall
Columbus Blue Jackets



**USCHO.com Division I Men's Poll
(Jan. 2, 2017)**

Rk.	Team (1st-place votes)	Record	Points	Last Wk.
1.	Minnesota Duluth (47)	12- 3-3	997	1
2.	Penn State (3)	13- 1-1	918	3
3.	Denver	12- 4-4	881	2
4.	Harvard	9- 2-1	868	4
5.	Boston University	10- 5-2	779	5
6.	UMass Lowell	12- 5-3	752	7
7.	North Dakota	10- 6-3	676	8
8.	Boston College	13- 7-2	623	6
9.	Minnesota	11- 5-2	572	11
10.	Union	14- 4-2	516	10
11.	Ohio State	9- 3-4	493	9
12.	Notre Dame	11- 6-2	479	12
13.	Vermont	12- 6-2	429	13
14.	Western Michigan	10- 5-3	342	16
15.	Quinnipiac	11- 8-2	320	14
16.	St. Lawrence	10- 5-4	230	17
17.	Bemidji State	14- 7-3	195	15
18.	Omaha	11- 6-3	157	20
19.	Minnesota State	11- 7-2	88	19
20.	St. Cloud State	9- 8-1	76	

Others receiving votes: Michigan Tech 30, Cornell 25, Providence 21, Army 15, Robert Morris 8, North-eastern 4, Air Force 3, Clarkson 2, Wisconsin 1.

**USA Today/USA Hockey Magazine
College Hockey Poll
(Jan. 2, 2017)**

Rk.	Team, Points (1st-place votes)	Last Week	Record
1.	Minnesota Duluth, 509 (33)	1	12-3-3
2.	Penn State University, 443 (1)	3	13-1-1
3.	Harvard University, 416	4	9-2-1
4.	University of Denver, 402	2	12-4-4
5.	Boston University, 372	6	10-5-2
6.	UMass Lowell, 349	7	12-5-3
7.	University of North Dakota, 294	8	10-6-3
8.	Boston College, 257	5	13-7-2
9.	University of Minnesota, 221	11	11-5-2
10.	Union College, 178	9	14-4-2
11.	Ohio State University, 160	10	9-3-4
12.	University of Notre Dame, 155	12	11-6-2
13.	University of Vermont, 118	14	12-6-2
14.	Western Michigan University, 93	--	10-5-3
15.	Quinnipiac University, 44	13	11-8-2

Others Receiving Votes: St. Lawrence University, 27; University of Nebraska Omaha, 19; Bemidji State University, 17; St. Cloud State University, 4; Robert Morris University, 2.

Notre Dame in the Polls

Date	USCHO.com	USAToday
Preseason	9	8
Oct. 10	5	6
Oct. 17	3	4
Oct. 24	7	6
Oct. 31	9	9
Nov. 7	9	9
Nov. 14	9	9
Nov. 21	12	11
Nov. 28	12	12
Dec. 5	14	13
Dec. 12	12	14
Dec. 19	12	12
Jan. 2	12	12

▶ Notre Dame has posted wins at then #4 Minnesota Duluth (3-1 on Oct. 15), versus then #5/6 UMass Lowell (4-1 on Nov. 18) and over then #3/4 Boston College (3-2 on Dec. 10).

OGLEVIE ON THE OFFENSIVE

▶ Sophomore forward Andrew Oglevie has 18 points (9-11-20) through 19 games.
▶ Last season as a freshman, Oglevie totalled nine points (5-4-9) in 31 games.
▶ Oglevie's offensive production has been boosted by increased time on the power play, where he has scored four goals and added eight assists for 12 points.

TOP MARKS IN THE COUNTRY

▶ Released on Nov. 15, the Irish rank third in NCAA Div. I hockey in the Graduation Success Rate (GSR) with a score of 94 (Bowling Green is first with 100, followed by Air Force at 96).
▶ Notre Dame also ranks first in NCAA Div. I hockey in the Federal Rate (measured by the federal government in its Department of Education report) with a score of 82.
▶ Miami is second in the Federal Rate with a score of 79.
▶ The University of Notre Dame has claimed a share of the 2016 national championship for graduating student-athletes in all sports- in the process posting the top NCAA Graduation Success Rate (GSR) figure (98) for its student-athletes for the 10th straight year.

JACKSON REACHES 250

▶ In the midst of his 12th season behind the Irish bench, Head Coach Jeff Jackson notched his 250th career win with Notre Dame in the 5-2 victory at Northeastern on Nov. 12. (now 255-160-50).
▶ Only Charles "Lefty" Smith has more wins as Notre Dame's head coach (307-320-31).

IN THE RANKS

▶ The Irish remained at No. 12 in both the USCHO.com poll and in the USA Today/USA

2016-17 Honors

Anders Bjork

- ▶ Hockey East Player of the Month (Nov. 2)
- ▶ Hockey East Player of the Week (Oct. 10 & Dec. 12)
- ▶ 2016 Shillelagh Tournament All-Tournament Team (Nov. 26)
- ▶ Hockey East Honor Roll (Oct. 31, Nov. 28)

Tory Dello

- ▶ 2016 Shillelagh Tournament All-Tournament Team (Nov. 26)

Jake Evans

- ▶ Hockey East Honor Roll (Dec. 5)

Jordan Gross

- ▶ Hockey East Honor Roll (Jan. 2)

Cam Morrison

- ▶ Hockey East Honor Roll (Jan. 2)

Bobby Nardella

- ▶ Hockey East Honor Roll (Oct. 10 & Nov. 21)

Andrew Oglevie

- ▶ Hockey East Honor Roll (Oct. 17)

Cal Petersen

- ▶ Mike Richter Award Watch List (Oct. 7)
- ▶ Hockey East Co-Defensive Player of the Week (Jan. 2)
- ▶ Hockey East Honor Roll (Oct. 17 & Nov. 21)

Hockey Magazine poll after sweeping Alaska (Jan. 2).

▶ Notre Dame has moved up and down between No. 14 to as high as No. 3 this season in the polls.
▶ Prior to Oct. 10-17 of this season, the last time the Irish had reached the top five in the polls was on Nov. 11, 2013 (No. 4 in USCHO.com and No. 3 in the USA Today/USA Hockey Magazine).

NHL ALUMNI REPORT (Entering weekend)

▶ Eight former Notre Dame hockey players have played in the NHL this season, including

HOCKEY EAST STANDINGS

	Hockey East					Overall						
	GP	W	L	T	Pts	GF	GA	W	L	T	GF	GA
Boston College	10	8	1	1	17	40	22	13	7	2	75	53
UMass Lowell	10	6	3	1	13	31	21	12	5	3	71	50
New Hampshire	7	5	1	1	11	31	17	9	7	2	64	54
Notre Dame	9	5	3	1	11	28	20	11	6	2	66	40
Vermont	9	5	3	1	11	24	22	12	6	2	67	47
Boston University	8	4	2	2	10	19	16	10	5	2	53	35
Connecticut	9	4	3	2	10	23	22	8	6	6	59	52
Merrimack	8	1	4	3	5	17	27	7	9	3	44	53
Massachusetts	10	2	7	1	5	21	36	5	13	2	43	67
Providence	7	1	4	2	4	17	23	8	6	4	54	43
Northeastern	9	1	6	2	4	21	31	7	7	4	64	53
Maine	8	1	6	1	3	17	32	7	10	3	61	68

a stretch where all eight were in the NHL at the same time (Nov. 21-28 & Dec. 16-23). ▶ Those were the first two times in program history when eight former players were on active NHL rosters at the same time.

▶ The single-season record for most former Irish players skating in the NHL during a season is nine (2011-12).

▶ Vinnie Hinostroza scored his first career goal and added his first two career assists in Chicago's 4-3 overtime win against Vancouver (Nov. 19).

▶ Bryan Rust notched his first career hat trick in Pittsburgh's 8-5 win over Ottawa (Dec. 5), including a penalty shot goal (Ian Cole also had two assists in that victory).

▶ Rust became the third former Irish player to record an NHL hat trick, joining Palmieri (1) and Dave Poulin (5).

▶ Stats as of Jan. 3:

Eric Condra, Tampa Bay: 7 GP, 0-0-0

Vinnie Hinostroza, Chicago: 31 GP, 4-5-9

Stephen Johns, Dallas: 27 GP, 3-3-6

Riley Sheahan, Detroit: 36 GP, 0-6-6

Kyle Palmieri, New Jersey: 36 GP, 7-13-20

Anders Lee, New York Islanders: 36 GP, 14-4-18

Ian Cole, Pittsburgh: 38 GP, 2-12-14

Bryan Rust, Pittsburgh: 35 GP, 10-6-16

YOUTH MOVEMENT

▶ According to research by College Hockey Inc., Notre Dame is the third-youngest team in college hockey this season (as of Oct. 1, 2016): Boston College -- 20 years, 49 days

Boston University -- 20 years, 108 days

Notre Dame -- 20 years, 272 days

▶ Freshman forward Cam Morrison (born in August of 1998) is the fifth-youngest player in NCAA Division I men's college hockey this season.

IN OVERTIME

▶ The Irish are 0-1-1 in overtime this season, with both of those results coming against Penn State (Oct. 21-22).

▶ Two players on the current roster have overtime, game-winning goals:

▶ Jake Evans in a 3-2 win vs. Miami on Dec. 28, 2014 in the Florida College Hockey Classic.

▶ Connor Hurley in a 3-2 win at Merrimack on Nov. 14, 2014.

HOCKEY EAST PLAYOFF SETUP

▶ All 12 teams will once again make the Hockey East playoffs, with the top-four seeds earning first round byes.

▶ Those top-four teams will then host best-of-three second round series to determine who advances to the semifinals at the TD Garden

(Boston, Massachusetts).

▶ Teams 5-8 will host first round, best-of-three series to open the Hockey East playoffs. 724

JACKSON RANKS (entering the weekend)

▶ Head Coach Jeff Jackson ranks second in active career winning percentage (minimum of five Division I seasons):

.658 -- Red Berenson, Michigan (843-416-90)

.655 -- Jeff Jackson, Notre Dame (437-212-75)

SHORTENED SERIES FINALE AT NU

▶ On Sunday, Nov. 13, with Notre Dame and Northeastern tied 0-0 after two periods of play at Matthews Arena, the game was suspended when a broken down Zamboni led to unsafe ice conditions at Matthews Arena.

▶ The game was then declared a 0-0 tie by Hockey East on Wednesday, Nov. 16 and marked Cal Petersen's sixth career shutout.

NINE GOAL NIGHT

▶ In Notre Dame's 9-2 win over Arizona State (Oct. 7), the Irish scored at least nine goals for the first time since a 10-2 victory over Canisius on Dec. 29, 2010.

▶ In addition, Notre Dame tallied six power-play goals for the first time since a 9-5 win over Northern Michigan on Feb. 13, 2009.

CAPTAIN CAL

▶ Junior goaltender Cal Petersen is the first goaltender in program history to wear the captain's "C" for the Irish.

▶ Petersen started all 37 games in 2015-16 and led the nation in percentage of team minutes played while posting a 19-11-7 record.

▶ He finished 2015-16 with a 2.20 goals-against average and a .927 save percentage, which ranked 12th in the country.

2016 NHL DRAFT: IRISH HISTORY MADE

▶ Current freshmen Cam Morrison (Second Round, 40th overall by the Colorado Avalanche) and Andrew Peeke (Second Round, 34th overall by Columbus) were each selected in the 2016 NHL Entry Draft.

▶ It marked the first NHL draft in which two Irish hockey players were selected within the first 40 picks.

▶ Peeke and Morrison also become the 78th and 79th Irish hockey players to be selected in the NHL Entry Draft.

▶ Additionally, at least one Notre Dame player has now been drafted in each draft dating back to 2004 (12 seasons).

**2016-17 Roster
By School and/or Major**

Marketing (Mendoza College of Business)

Anders Bjork (Jr.)

Bo Brauer (Jr.)

Dawson Cook (Jr.)

Finance (Mendoza College of Business)

Tony Bretzman (Jr.)

Luke Ripley (Jr.)

Management Consulting (Mendoza College of Business)

Jake Evans (Jr.)

Jordan Gross (Jr.)

Ben Ostlie (Sr.)

Cal Petersen (Jr.)

Mendoza College of Business

Jack Jenkins (So.)

Dylan Malmquist (So.)

Political Science (College of Arts & Letters)

Dennis Gilbert (So.)

Connor Hurley (Jr.)

Bobby Nardella (So.)

Andrew Oglevie (So.)

College of Arts & Letters

Joe Wegwerth (So.)

Finance & Economics (double major)

Chad Katunar (Jr.)

Economics & Chinese (double major)

Peter Mark (Jr.)

First Year of Studies

Cal Burke (Fr.)

Tory Dello (Fr.)

Felix Holmberg (Fr.)

Cale Morris (Fr.)

Cam Morrison (Fr.)

Luke Novak (Fr.)

Mike O'Leary (Fr.)

Andrew Peeke (Fr.)

NOTRE DAME IN THE NCAA TOURNAMENT

▶ Last season, the Fighting Irish made their eighth all-time appearance in the NCAA Championship field, including their sixth since 2008.

▶ Under Head Coach Jeff Jackson, the Irish made Frozen Four trips in 2008 and 2011.

NOTRE DAME & HOCKEY EAST

▶ The 2016-17 season will mark Notre Dame's final season in Hockey East before joining the Big Ten Conference as an affiliate member in men's ice hockey.

2016-17 Notre Dame Hockey Roster

No.	Name	Height	Weight	Position	Yr.	Hometown	Last Team (League)
2	Tony Bretzman	5-11	175	Defenseman	JR	Mendota Heights, Minn.	Langley Rivermen (BCHL)
3	Jordan Gross	5-10	186	Defenseman	JR	Maple Grove, Minn.	Green Bay Gamblers (USHL)
4	Dennis Gilbert	6-2	220	Defenseman	SO	Williamsville, N.Y.	Chicago Steel (USHL)
6	Tory Dello	6-0	190	Defenseman	FR	Crystal Lake, Ill.	Tri-City Storm (USHL)
8	Ben Ostlie	6-2	200	Forward	SR	Edina, Minn.	Omaha Lancers (USHL)
9	Dawson Cook	6-2	213	Forward	JR	Cadillac, Mich.	Green Bay Gamblers (USHL)
10	Anders Bjork	6-0	181	Forward	JR	Mequon, Wis.	U.S. National Under-18 Team
11	Cal Burke	5-10	184	Forward	FR	Boxborough, Mass.	Cedar Rapids RoughRiders (USHL)
12	Felix Holmberg	5-10	175	Forward	FR	Stockholm, Sweden	AIK J20 (SuperElit)
15	Andrew Oglevie	5-10	181	Forward	SO	Fullerton, Calif.	Cedar Rapids RoughRiders (USHL)
16	Connor Hurley	6-2	185	Forward	JR	Edina, Minn.	Green Bay Gamblers (USHL)
17	Peter Mark	6-0	180	Defenseman	JR	Minneapolis, Minn.	Saint Thomas Academy (USHS)
18	Jake Evans	6-0	191	Forward	JR	Toronto, Ontario	St. Michael's Buzzers (OJHL)
19	Mike O'Leary	6-1	195	Forward	FR	Halifax, Nova Scotia	Dubuque Fighting Saints (USHL)
21	Joe Wegwerth	6-3	230	Forward	SO	Brewster, N.Y.	Cedar Rapids RoughRiders (USHL)
22	Andrew Peeke	6-2	200	Defenseman	FR	Parkland, Fla.	Green Bay Gamblers (USHL)
23	Luke Novak	6-0	182	Forward	FR	Waukesha, Wis.	New Jersey Hitmen (USPHL)
24	Luke Ripley	6-5	207	Defenseman	JR	Kitimat, British Columbia	Powell River Kings (BCHL)
25	Dylan Malmquist	5-11	185	Forward	SO	Edina, Minn.	Edina (USHS)
26	Cam Morrison	6-3	212	Forward	FR	Aurora, Ontario	Youngstown Phantoms (USHL)
27	Bobby Nardella	5-9	175	Defenseman	SO	Rosemont, Ill.	Tri-City Storm (USHL)
28	Jack Jenkins	5-11	192	Forward	SO	Lake Bluff, Ill.	Fargo Force (USHL)
29	Bo Brauer	6-3	210	Forward	JR	Edina, Minn.	Nanaimo Clippers (BCHL)
32	Cale Morris	6-1	190	Goaltender	FR	Larkspur, Colo.	Waterloo Black Hawks (USHL)
33	Chad Katunar	6-5	210	Goaltender	SR	Victoria, British Columbia	Penticton Vees (BCHL)
40	Cal Petersen	6-3	190	Goaltender	JR	Waterloo, Iowa	Waterloo Black Hawks (USHL)

Coaches

Jeff Jackson: Head Coach (Michigan State '78, 12th season at Notre Dame)

Paul Pooley: Associate Head Coach (Ohio State '84)

Andy Slaggert: Associate Coach (Notre Dame '89)

Kevin Lind: Volunteer Assistant Coach (Notre Dame '14)

John Micheletto: Special Assistant to the Coaching Staff (Dartmouth '88)

Nick Siergiej: Coordinator of Hockey Operations (Wisconsin – River Falls '06)

Athletic Trainer: Kevin Ricks

Equipment Specialist: Scott Eastman

Will Moran: Hockey and Programming Intern

Pronunciation Key

8	Ben AWST-lee
10	Anders BEE-york
15	Andrew Oh-GLE-Vee
25	Dylan Mall-mm-quist
32	KALE Morris
33	Chad Cat -en-arh

California (1)

Andrew Oglevie Fullerton, California

Colorado (1)

Cale Morris Larkspur, Colorado

Florida (1)

Andrew Peeke Parkland, Florida

Illinois (3)

Tory Dello Crystal Lake, Illinois
 Bobby Nardella Rosemont, Illinois
 Jack Jenkins Lake Bluff, Illinois

Iowa (1)

Cal Petersen Waterloo, Iowa

Massachusetts (1)

Cal Burke Boxborough, Massachusetts

Michigan (1)

Dawson Cook Cadillac, Michigan

Minnesota (7)

Tony Bretzman Mendota Heights, Minnesota
 Jordan Gross Maple Grove, Minnesota
 Ben Ostlie Edina, Minnesota
 Connor Hurley Edina, Minnesota
 Dylan Malmquist Edina, Minnesota
 Peter Mark Minneapolis, Minnesota
 Bo Brauer Edina, Minnesota

New York (2)

Dennis Gilbert Williamsville, New York
 Joe Wegwerth Brewster, New York

Wisconsin (2)

Anders Bjork Mequon, Wisconsin
 Luke Novak Waukesha, Wisconsin

Canada (5)

Jake Evans Toronto, Ontario
 Chad Katunar Victoria, British Columbia
 Cam Morrison Aurora, Ontario
 Mike O'Leary Halifax, Nova Scotia
 Luke Ripley Kitimat, British Columbia

Sweden (1)

Felix Holmberg Stockholm, Sweden

THE JACKSON FILE

Full Name

• Jeffery L. Jackson

Birthdate

• June 22, 1955

Hometown

• Roseville, Michigan

Education

• Bachelor's Degree in Communications
Michigan State '78
• Bachelor's Degree in Education
Michigan State '79



Collegiate Coaching Experience

• Assistant Coach, Lake Superior State (1986-90)
• Head Coach, Lake Superior State (1990-96)
Record: 182-52-25 (.751); two NCAA titles, two CCHA regular-season titles, four CCHA tournament championships
• Head Coach, University of Notre Dame (2005-):
- **Two** CCHA regular-season titles
- **Three** CCHA tournament titles
- **Six** NCAA appearances
- **Two** NCAA Frozen Four appearances

International Coaching Experience

• National Coach and Senior Director, U.S. National Team Developmental Program (1996-2000)
• Head Coach, U.S. Junior National Team (1996-97)
• Won silver medal at World Junior Championships
• Assistant Coach, U.S. Olympic Team (1998)

Junior Hockey Experience

• Head Coach, OHL's Guelph Storm (2000-03)
Record: 87-67-24 (4)

Professional Experience

• Assistant Coach, New York Islanders (2003-05)

Coaching Honors

• CCHA Coach of the Year (1990-91)
• CCHA Coach of the Year (2006-07)
• Spencer Penrose Award (2006-07)
• CCHA Coach of the Year (2010-11)

Jackson's Year-By-Year Collegiate Record

Year	Overall		Conference	
	W - L - T	.Pct	W - L - T	.Pct
1990-91	36 - 5 - 4	.844	26 - 2 - 4	.875
1991-92	30 - 9 - 4	.744	20 - 8 - 4	.688
1992-93	32 - 8 - 5	.767	20 - 5 - 5	.750
1993-94	31 - 10 - 4	.733	18 - 8 - 4	.667
1994-95	23 - 12 - 6	.634	14 - 9 - 4	.593
1995-96	30 - 8 - 2	.775	22 - 6 - 2	.767
2005-06	13 - 19 - 4	.417	11 - 13 - 4	.464
2006-07	32 - 7 - 3	.798	21 - 4 - 3	.804
2007-08	27 - 16 - 4	.617	15 - 9 - 4	.607
2008-09	31 - 6 - 3	.813	21 - 4 - 3	.804
2009-10	13 - 17 - 8	.447	9 - 12 - 7	.446
2010-11	25 - 14 - 5	.625	18 - 7 - 3	.696
2011-12	19 - 18 - 3	.513	12 - 13 - 3	.482
2012-13	25 - 13 - 3	.646	17 - 8 - 3	.661
2013-14	23 - 15 - 2	.600	9 - 9 - 2	.500
2014-15	18 - 19 - 5	.488	10 - 7 - 5	.568
2015-16	19 - 11 - 7	.608	15 - 5 - 2	.727
Totals	427-207-72	.656	278-130-62	.657

Head Coach JEFF JACKSON

► The 2015-16 hockey season marks University of Notre Dame hockey coach Jeff Jackson's 12th season behind the Irish bench. The highly regarded Jackson now has over 30 years of coaching experience.

► Notre Dame's Jeff Jackson era began in 2005 when the University searched for a man who could move the program among the elite hockey schools in the country.

► The veteran coach owned a resume packed with success at the collegiate, junior hockey, professional and international levels.

► During his 11-year run, Notre Dame has become one of the nation's top teams, winning the Central Collegiate Hockey Association's (CCHA) regular-season title twice (2006-07 and 2008-09) while earning three Mason Cup championships ('07, '09 and the final one in 2013).

► During Jackson's tenure, his teams have made seven trips to the NCAA Tournament (2006-09, 2010-11, 2012-14 and now 2016), advancing to the Frozen Four twice, playing in the 2008 title game and the 2011 national semifinals.

► Then in 2013-14, the team's first season in Hockey East, the Irish upset the conference's top team - Boston College - in the quarterfinals to advance to the TD Garden (Boston, Massachusetts) for the Hockey East semifinals

► Between 2006-09, the Irish turned in win totals of 32, 27 and 31 for three consecutive seasons of 25 or more wins and three consecutive NCAA tournament appearances, a first in program history.

► Jackson's success on the ice also has had a major impact off the ice for the Irish. With the wins came a commitment from the University that led to the new home of Irish hockey - The Compton Family Ice Arena - one of the finest college hockey facilities in the nation. The new venue opened for business on Oct. 21, 2011.

► Since Jackson's arrival, the Irish have had 32 players selected in the National Hockey League Entry Draft, including three first round selections. In that same span, 20 players from USA Hockey's National Team Developmental

Program have matriculated to Notre Dame.

► During his tenure, the Irish have had five players garner All-America honors -- Robbie Russo in 2015, Anders Lee in 2013, Ian Cole and Erik Condra in 2009 and David Brown in 2007.

► In addition, 14 of Jackson's players have gone on to play in the NHL (most recently Vince Hinostroza and Stephen Johns in 2015-16).

► In Jackson's first 11 seasons with Notre Dame, the Irish have played with poise and discipline, relying on team defense, strong goaltending and excellent special teams play. They also laid the foundation for future seasons with major success on the recruiting trail.

► In taking over the Irish coaching duties in 2005, Jackson became the first Notre Dame head coach to have won an NCAA Division I championship with another program before being hired as an Irish head coach.

► Success is nothing new for Jackson at the NCAA Division I level. In six years as the head coach at Lake Superior State (1990-96), Jackson's teams won two NCAA titles in 1992 and 1994 (also advancing to the finals in 1993), two CCHA regular-season championships (1991 and 1996) and four CCHA Mason Cup trophies (1991, 1992, 1993 and 1995).

► A 1978 graduate of Michigan State University with a degree in communications, Jackson followed with an education degree from Michigan State in 1979.

► In May 2003, Inside College Hockey, ranked Jackson 12th on its list of the 16 greatest college coaches of all-time with only five of the 16 still active in coaching.

► Jackson is a member of the USA Hockey Coaches Achievement Program, the American Hockey Coaches Association and the National Hockey League Coaches Association.

THE LAST TIME

TEAM

Notre Dame won in overtime	December 29, 2014 vs. Miami (3-2, ot)
Notre Dame lost in overtime.....	October 22, 2016 vs. Penn State (3-2)
Notre Dame tied in overtime.....	October 21, 2016 vs. Penn State (3-3, ot)
Notre Dame won in overtime (Hockey East game).....	November 14, 2014 at Merrimack (3-2, ot)
Notre Dame lost in overtime (Hockey East game).....	February 19, 2016 at Providence College (3-2, ot)
Notre Dame tied in overtime (Hockey East game).....	November 20, 2015 at UMass Lowell (2-2, ot)
Notre Dame scored 10 or more goals in a game.....	December 29, 2010 vs. Canisius (10-2)
Notre Dame allowed 10 or more goals in a game.....	March 12, 2005 at Michigan (10-1)
Notre Dame had a home shutout	January 1, 2017 vs. Alaska (Cal Petersen, 21 saves)
Notre Dame had a road shutout	December 3, 2016 at Massachusetts (Cal Petersen, 22 saves)
Notre Dame had a neutral site shutout	October 13, 2012 vs. Maine (Steven Summerhays, 22 saves)
Notre Dame had a shutout in a HE game.....	December 3, 2016 at Massachusetts (Cal Petersen, 22 saves)
Notre Dame was shutout in a HE game	Nov. 13, 2016 at Northeastern (Jake Theut, 22 saves in a two period game)
.....	January 29, 2016 vs. Boston College (Thatcher Demko, 28 saves)
Notre Dame was shutout at home	November 26, 2016 vs. Clarkson (Jake Keilley, 35 saves)
Notre Dame was shutout on the road	Nov. 13, 2016 at Northeastern (Jake Theut, 22 saves in a two period game)
.....	November 7, 2014 at Minnesota (Adam Wilcox, 20 saves)
Notre Dame won 1-0.....	February 27, 2016 vs. Boston University (Cal Petersen, 39 saves)
Notre Dame had 35 or more shots in a game.....	January 1, 2017 vs. Alaska (36 shots)
Notre Dame had 40 or more shots in a game.....	October 27, 2016 vs. UConn (49 shots)
Notre Dame had 50 or more shots in a game.....	October 7 vs. Arizona State (51 shots)
Notre Dame surrendered 35 or more shots in a game.....	November 17, 2016 vs. UMass Lowell (35 shots)
Notre Dame surrendered 40 or more shots in a game.....	February 13, 2016 vs. Maine (41 shots)
Notre Dame surrendered 50 or more shots in a game.....	January 1, 2016 at Denver (50 shots)
Notre Dame had three PP goals in a game.....	October 25, 2014 vs. Niagara (7-0 win)
Notre Dame had four PP goals in a game.....	October 20, 2013 vs. Michigan Tech (7-3 win)
Notre Dame had six PP goals in a game	October 7, 2016 vs. Arizona State (9-2 win)
.....	February 13, 2009 vs. No. Michigan (9-5 win)
Notre Dame had one shorthanded goal	December 10, 2016 vs. Boston College (Anders Bjork in a 3-2 win)
Notre Dame had two shorthanded goals	January 7, 2011 at Northern Michigan (8-1 win)
.....	November 20, 2010 vs. Michigan State (4-2 win)
Notre Dame surrendered five PP goals	December 4, 2004 vs. Michigan (8-0 loss)
Notre Dame surrendered four PP goals	February 1, 2013 at Ohio State (6-3 loss)
Notre Dame surrendered three PP goals.....	December 2, 2016 at UMass (5-4 loss)
Notre Dame surrendered two short-handed goals	February 8, 2013 vs. Michigan (7-4 win)

INDIVIDUAL

Notre Dame player scored a hat trick.....	October 16, 2015 - Steven Fogarty (at Penn State)
Notre Dame defenseman scored a hat trick.....	January 18, 2015 - Robbie Russo (at UConn)
Notre Dame player scored four goals	October 19, 1995 - Brian Urick (at Alaska-Fairbanks)
Notre Dame player scored five goals	December 29, 1971 - Ian Williams (at Dartmouth)
Notre Dame player had three assists.....	December 31, 2016 - Jordan Gross (vs. Alaska - 0-3-3)
Notre Dame player had four assists.....	December 29, 2010 - Stephen Johns (vs. Canisius - 0g, 4a)
Notre Dame player had five assists.....	October 21, 1994 - Jamie Ling (vs. Waterloo - 2g, 5a)
Notre Dame player had four points.....	October 28, 2016 - Anders Bjork (vs. UConn - 2-3-4)
Notre Dame player had five points.....	February 13, 2009 - Erik Condra (vs. Northern Michigan - 2g, 3a)
Notre Dame player had six points.....	October 21, 1994 - Jamie Ling (vs. Waterloo - 2g, 5a)
Notre Dame player had seven points.....	October 21, 1994 - Jamie Ling (vs. Waterloo - 2g, 5a)

Notre Dame goalie made 35+ saves ...	February 27, 2016 - Cal Petersen (vs. Boston University, 1-0 win, 39 saves)
Notre Dame goalie made 40+ saves	February 13, 2016 - Cal Petersen (vs. Maine, 5-1 win, 40 saves)
Notre Dame goalie made 50+ saves.....	March 6, 2015 - Cal Petersen (vs. UMass, 4-3 loss, 87 saves)

Opposing player scored a hat trick.....	November 11, 2011 - Cody Kunk (Alaska)
Opposing player scored four goals.....	March 12, 1994 - Colin Ward (Western Michigan)
Opposing player scored five goals.....	November 10, 1973 - Tom Ross (Michigan State)

Opposing player had four assists.....	December 2, 2011 - Ludwig Karlsson (Northeastern - 0g, 4a)
Opposing player had five assists.....	January 20, 1996 - Kevin Hilton (Michigan - 0g, 5a)

Opposing player had four points.....	March 12, 2016 - Kevin Roy (Northeastern - 2g, 2a)
Opposing player had five points.....	January 27, 2001 - Jeff Hamilton (Yale - 2g, 3a)
Opposing player had six points.....	January 11, 1994 - John Gruden (Ferris State - 4g, 3a)
Opposing player had seven points.....	January 11, 1994 - John Gruden (Ferris State - 4g, 3a)

Opposing goalie made 35+ saves.....	November 26, 2016 - Jake Kielly (Clarkson, 35 saves, 2-0 Clarkson win)
Opposing goalie made 40+ saves.....	October 27, 2016 - Adam Huska (UConn, 47 saves, 4-2 UConn win)
Opposing goalie made 50+ saves.....	March 6, 2015 - Steve Mastalerz (UMass, 75 saves, 4-3 win)

Notre Dame had a penalty shot.....	November 15, 2013 - Connor Hurley (missed at Merrimack)
.....	December 6, 2013 - Jeff Costello (scored vs. Massachusetts)
.....	March 16, 2013 - Bryan Rust (scored vs. Bowling Green)
.....	Jan. 26, 2013 - Anders Lee (stopped by Ferris State)
Opp. had a penalty shot.....	January 29, 2016 - Colin White - Boston College (saved by Cal Petersen, BC wins 4-0)
.....	January 22, 2016 - Ara Nazarian - New Hampshire (scored on Cal Petersen, ND wins 5-1)
.....	December 10, 2015 - Colin White - Boston College (saved by Cal Petersen, ND wins 4-3)

SERIES

Notre Dame swept a two-game series	December 31, 2016 - January 1, 2017 (vs. Alaska, 5-0, 4-0)
Notre Dame swept in a two-game series	January 23-24, 2015 (Northeastern (2-3, 2-4)
Notre Dame swept a Hockey East home series	February 12-13, 2016 (vs. Maine, 4-1, 5-1)
Notre Dame swept a Hockey East road series	February 5-6, 2016 (at Vermont, 2-1, 3-1)

The Last Time Notre Dame ... (Comebacks).....

Erased a two-goal deficit to win or tie	vs. Boston College on Dec. 10, 2016 (W, 3-2)
Erased a two-goal, third period deficit to win or tie	at Boston College on Dec. 10, 2015 (W, 4-3)

NOTRE DAME'S 2016-17 RECORD WHEN

Overall	11-6-2
In Hockey East games	5-3-1
Non-conference games.....	6-3-1
Home	8-4-1
Road.....	3-2-1
Neutral.....	0-0-0
In overtime games	0-1-1

When Notre Dame scores first	8-1-0
When opponents score first	3-5-1
When Notre Dame leads after one period	4-0-0
When Notre Dame trails after one period	2-4-0
When score is tied after one period	5-2-2
When Notre Dame leads after two periods	8-0-0
When Notre Dame trails after two periods	0-5-1
When score is tied after two periods	3-1-1
When Notre Dame outshoots opponent	11-3-2
When opponent outshoots Notre Dame	0-3-0
When shots are even	0-0-0
In Game 1 of weekend series*	4-4-1
In Game 2 of weekend series*	6-2-1
In Game 1 of Hockey East weekend series.....	1-3-0
In Game 2 of Hockey East weekend series.....	3-0-1

* - Includes Shillelagh Tournament games

In one-goal games	1-3-0
In two-goal games	3-2-0

When scoring two or more goals	10-4-1
When scoring three or more goals.....	10-2-1
When scoring four or more goals.....	7-1-0
When scoring five or more goals.....	6-0-0

Against Ranked Opponents

vs. #3/4 Boston College.....	1-0-0
at #4/4 Minnesota Duluth	1-1-0
vs. #5/6 UMass Lowell	1-1-0

Month-By-Month

Notre Dame in October.....	4-3-1
Notre Dame in November	3-2-1
Notre Dame in December	3-1-0
Notre Dame in January.....	1-0-0
Notre Dame in February
Notre Dame in March

Vs. Conferences

Atlantic Hockey	1-0-0
Big Ten	0-1-1
ECAC.....	0-1-0
Hockey East	5-3-1
Independent	2-0-0
NCHC.....	1-1-0
WCHA.....	2-0-0

Date	Opponent	Score	Att.	Record:	Overall	Home	Away	Neutral
Oct 07	ARIZONA STATE	W 9-2	3356	ALL GAMES	11-6-2	8-4-1	3-2-1	0-0-0
Oct 08	ARIZONA STATE	W 4-2	3554	CONFERENCE	5-3-1	3-2-0	2-1-1	0-0-0
Oct 14	at #4 Minnesota Duluth	L 3-4	5526	NON-CONFERENCE	6-3-1	5-2-1	1-1-0	0-0-0
Oct 15	at #4 Minnesota Duluth	W 3-1	6014					
Oct 21	PENN STATE	Tot 3-3	3411					
Oct 22	PENN STATE	Lot 2-3	3518					
* Oct 27	UCONN	L 2-4	2936					
* Oct 28	UCONN	W 6-2	4065					
* Nov 12	at Northeastern	W 5-2	3511					
* Nov 13	at Northeastern	T 0-0	1444					
* Nov 17	#5 UMASS LOWELL	L 1-4	3151					
* Nov 18	#5 UMASS LOWELL	W 4-1	4653					
Nov 25	HOLY CROSS	W 5-3	4581					
Nov 26	CLARKSON	L 0-2	3865					
* Dec 2	at Massachusetts	L 4-5	2481					
* Dec 3	at Massachusetts	W 3-0	3039					
* Dec 10	#3 BOSTON COLLEGE	W 3-2	5022					
Dec 31	ALASKA	W 5-0	4149					
Jan 01	ALASKA	W 4-0	4023					

##	Player	gp	g	a	pts	sh	sh%	pen-min	pp	sh
10	Anders Bjork	19	14	18	32	68	.206	4-8	3	1
15	Andrew Oglevie	19	9	11	20	67	.134	1-2	4	0
18	Jake Evans	19	6	12	18	46	.130	10-31	1	1
3	Jordan Gross	19	5	12	17	68	.074	4-8	3	0
25	Dylan Malmquist	19	5	11	16	31	.161	6-12	2	0
16	Connor Hurley	17	4	12	16	25	.160	10-20	0	0
27	Bobby Nardella	19	4	9	13	54	.074	7-22	2	0
26	Cam Morrison	19	5	7	12	41	.122	4-8	2	0
18	Joe Wegwerth	18	4	4	8	30	.133	6-12	3	0
22	Andrew Peeke	19	3	4	7	28	.107	4-8	0	0
4	Dennis Gilbert	19	0	7	7	24	.000	5-10	0	0
6	Tory Dello	18	1	5	6	30	.033	15-49	0	0
11	Cal Burke	19	1	4	5	30	.033	3-6	0	0
28	Jack Jenkins	15	2	1	3	34	.059	0-0	0	0
9	Dawson Cook	18	1	2	3	22	.045	3-6	0	0
29	Bo Brauer	8	2	0	2	6	.333	2-12	1	0
2	Tony Bretzman	5	0	1	1	4	.000	0-0	0	0
12	Felix Holmberg	7	0	0	0	4	.000	0-0	0	0
19	Mike O'Leary	16	0	0	0	11	.000	5-18	0	0
8	Ben Ostlie	13	0	0	0	5	.000	3-6	0	0
24	Luke Ripley	17	0	0	0	9	.000	10-20	0	0
TM	TEAM	14	0	0	0	0	.000	2-4	0	0
	Total	19	66	120	186	637	.104	104-262	21	2
	Opponents	19	40	70	110	489	.082	128-329	13	0

##	Goalie	gp	min	ga	gaavg	saves	save%	w-l-t
40	Cal Petersen	19	1100:37	37	2.02	442	.923	11-6-2
32	Cale Morris	1	19:43	1	3.04	7	.875	0-0-0
TM	EMPTY NET	14	6:00	2	-	0	.000	0-0-0
	Total	19	1126:20	40	2.13	449	.918	11-6-2
	Opponents	19	1126:20	66	3.52	571	.896	6-11-2

Attendance Summary		ND	Opponent
Total		50284	22015
Dates/Avg Per Date		13/3868	6/3669
Neutral Site #/Avg		0/0	

Goals by Period	1st	2nd	3rd	OT	Total
Notre Dame	12	27	27	0	66
Opponents	15	14	10	1	40

Saves by Period	1st	2nd	3rd	OT	Total
Notre Dame	149	150	145	5	449
Opponents	190	211	167	3	571

TEAM STATISTICS	ND	OPP
SHOT STATISTICS		
Goals-Shot attempts	66-637	40-489
Shot pct.	.104	.082
Goals/Game	3.5	2.1
Shots/Game	33.5	25.7
POWER PLAYS		
Goals-Power Plays	21-105	13-85
Conversion Percent	.200	.153
Shot Attempts	152	109
Shot Percent	.138	.119
GOAL BREAKDOWN		
Power Play	21	13
Short-handed	2	0
Empty net	3	2
Penalty	0	0
Unassisted	2	1
Overtime	0	1
PENALTIES		
Number	104	128
Minutes	262	329
Penalties/Game	5.5	6.7
Pen minutes/Game	13.8	17.3

##	Player	gp	Shots					+/-	Penalties				Goals								
			g	a	pts	sh	sh%		pen-min	min	maj	oth	pp	sh	fg	gw	gt	ot	ht	pn	ua
10	Anders Bjork	19	14	18	32	68	.206	+15	4-8	4	0	0	3	1	2	4	0	0	0	0	1
15	Andrew Oglevie	19	9	11	20	67	.134	+9	1-2	1	0	0	4	0	2	1	0	0	0	0	1
18	Jake Evans	19	6	12	18	46	.130	+12	10-31	8	1	1	1	1	0	0	0	0	0	0	0
3	Jordan Gross	19	5	12	17	68	.074	+10	4-8	4	0	0	3	0	0	1	1	0	0	0	0
25	Dylan Malmquist	19	5	11	16	31	.161	+7	6-12	6	0	0	2	0	1	1	0	0	0	0	0
16	Connor Hurley	17	4	12	16	25	.160	+5	10-20	10	0	0	0	0	2	1	0	0	0	0	0
27	Bobby Nardella	19	4	9	13	54	.074	+8	7-22	6	0	1	2	0	0	0	0	0	0	0	0
26	Cam Morrison	19	5	7	12	41	.122	+5	4-8	4	0	0	2	0	0	1	0	0	0	0	0
21	Joe Wegwerth	18	4	4	8	30	.133	+3	6-12	6	0	0	3	0	1	0	0	0	0	0	0
22	Andrew Peeke	19	3	4	7	28	.107	+5	4-8	4	0	0	0	0	0	1	0	0	0	0	0
4	Dennis Gilbert	19	0	7	7	24	.000	+14	5-10	5	0	0	0	0	0	0	0	0	0	0	0
6	Tory Dello	18	1	5	6	30	.033	+3	15-49	12	1	2	0	0	0	0	0	0	0	0	0
11	Cal Burke	19	1	4	5	30	.033	-2	3-6	3	0	0	0	0	0	0	0	0	0	0	0
28	Jack Jenkins	15	2	1	3	34	.059	-4	0-0	0	0	0	0	0	1	1	0	0	0	0	0
9	Dawson Cook	18	1	2	3	22	.045	+2	3-6	3	0	0	0	0	0	0	0	0	0	0	0
29	Bo Brauer	8	2	0	2	6	.333	+1	2-12	1	0	1	1	0	0	0	0	0	0	0	0
2	Tony Bretzman	5	0	1	1	4	.000	-1	0-0	0	0	0	0	0	0	0	0	0	0	0	0
12	Felix Holmberg	7	0	0	0	4	.000	0	0-0	0	0	0	0	0	0	0	0	0	0	0	0
19	Mike O'Leary	16	0	0	0	11	.000	0	5-18	4	0	1	0	0	0	0	0	0	0	0	0
8	Ben Ostlie	13	0	0	0	5	.000	-1	3-6	3	0	0	0	0	0	0	0	0	0	0	0
24	Luke Ripley	17	0	0	0	9	.000	-4	10-20	10	0	0	0	0	0	0	0	0	0	0	0
TM	TEAM	14	0	0	0	0	.000	0	2-4	2	0	0	0	0	0	0	0	0	0	0	0
	Total	19	66	120	186	637	.104	+87	104-262	96	2	6	21	2	9	11	1	0	0	0	2
	Opponents	19	40	70	110	489	.082	-	128-329	117	3	8	13	0	9	6	0	1	0	0	1

##	Goalie	gp-gs	Goal average			Saves		Record				Goals allowed				
			minutes	ga	avg	saves	pct	w	l	t	sho	pp	sh	en	pen	sog
40	Cal Petersen	19-19	1100:37	37	2.02	442	.923	11	6	2	4	13	0	0	0	0
32	Cale Morris	1-0	19:43	1	3.04	7	.875	0	0	0	0	0	0	0	0	0
TM	EMPTY NET	14-0	6:00	2	-	0	.000	0	0	0	0	0	0	2	0	0
	Total	19-0	1126:20	40	2.13	449	.918	11	6	2	4	13	0	2	0	0
	Opponents	19-0	1126:20	66	3.52	571	.896	6	11	2	2	21	2	3	0	0

##	Points	GP	G	A	Pts	Sh	##	Assists	GP	G	A	Pts	Sh
10	Anders Bjork	19	14	18	32	68	10	Anders Bjork	19	14	18	32	68
15	Andrew Oglevie	19	9	11	20	67	18	Jake Evans	19	6	12	18	46
18	Jake Evans	19	6	12	18	46	3	Jordan Gross	19	5	12	17	68
3	Jordan Gross	19	5	12	17	68	16	Connor Hurley	17	4	12	16	25
25	Dylan Malmquist	19	5	11	16	31	15	Andrew Oglevie	19	9	11	20	67
16	Connor Hurley	17	4	12	16	25	25	Dylan Malmquist	19	5	11	16	31
27	Bobby Nardella	19	4	9	13	54	27	Bobby Nardella	19	4	9	13	54
26	Cam Morrison	19	5	7	12	41	26	Cam Morrison	19	5	7	12	41
21	Joe Wegwerth	18	4	4	8	30	4	Dennis Gilbert	19	0	7	7	24
22	Andrew Peeke	19	3	4	7	28	6	Tory Dello	18	1	5	6	30

##	Goals	GP	G	A	Pts	Sh	##	Shots	GP	G	A	Pts	Sh	Sh%
10	Anders Bjork	19	14	18	32	68	10	Anders Bjork	19	14	18	32	68	.206
15	Andrew Oglevie	19	9	11	20	67	3	Jordan Gross	19	5	12	17	68	.074
18	Jake Evans	19	6	12	18	46	15	Andrew Oglevie	19	9	11	20	67	.134
3	Jordan Gross	19	5	12	17	68	27	Bobby Nardella	19	4	9	13	54	.074
25	Dylan Malmquist	19	5	11	16	31	18	Jake Evans	19	6	12	18	46	.130
26	Cam Morrison	19	5	7	12	41	26	Cam Morrison	19	5	7	12	41	.122
16	Connor Hurley	17	4	12	16	25	28	Jack Jenkins	15	2	1	3	34	.059
27	Bobby Nardella	19	4	9	13	54	25	Dylan Malmquist	19	5	11	16	31	.161
21	Joe Wegwerth	18	4	4	8	30	21	Joe Wegwerth	18	4	4	8	30	.133
22	Andrew Peeke	19	3	4	7	28	6	Tory Dello	18	1	5	6	30	.033

##	Power-Play Goals	GP	PPG	##	Shot Pct.	GP	G	A	Pts	Sh	Sh%
15	Andrew Oglevie	19	4	29	Bo Brauer	8	2	0	2	6	.333
21	Joe Wegwerth	18	3	10	Anders Bjork	19	14	18	32	68	.206
10	Anders Bjork	19	3	25	Dylan Malmquist	19	5	11	16	31	.161
3	Jordan Gross	19	3	16	Connor Hurley	17	4	12	16	25	.160
26	Cam Morrison	19	2	15	Andrew Oglevie	19	9	11	20	67	.134
27	Bobby Nardella	19	2	21	Joe Wegwerth	18	4	4	8	30	.133
25	Dylan Malmquist	19	2	18	Jake Evans	19	6	12	18	46	.130
				26	Cam Morrison	19	5	7	12	41	.122
				22	Andrew Peeke	19	3	4	7	28	.107
				27	Bobby Nardella	19	4	9	13	54	.074

##	Short-Handed Goals	GP	SHG	##	Penalties	GP	Pen	Min
18	Jake Evans	19	1	6	Tory Dello	18	15	49
10	Anders Bjork	19	1	18	Jake Evans	19	10	31

##	Game-Winning Goals	GP	GWG	##	Penalty Minutes	GP	Pen	Min
10	Anders Bjork	19	4	6	Tory Dello	18	15	49
				18	Jake Evans	19	10	31
				27	Bobby Nardella	19	7	22
				24	Luke Ripley	17	10	20
				27	Bobby Nardella	19	7	22
				21	Joe Wegwerth	18	6	12
				25	Dylan Malmquist	19	6	12
				4	Dennis Gilbert	19	5	10
				19	Mike O'Leary	16	5	18
				26	Cam Morrison	19	4	8

##	Plus/Minus	GP	+/-	##	Penalty Minutes	GP	Pen	Min
10	Anders Bjork	19	+15	6	Tory Dello	18	15	49
4	Dennis Gilbert	19	+14	18	Jake Evans	19	10	31
18	Jake Evans	19	+12	27	Bobby Nardella	19	7	22
3	Jordan Gross	19	+10	24	Luke Ripley	17	10	20
15	Andrew Oglevie	19	+9	16	Connor Hurley	17	10	20
27	Bobby Nardella	19	+8	19	Mike O'Leary	16	5	18
25	Dylan Malmquist	19	+7	21	Joe Wegwerth	18	6	12
16	Connor Hurley	17	+5	25	Dylan Malmquist	19	6	12
22	Andrew Peeke	19	+5	29	Bo Brauer	8	2	12
26	Cam Morrison	19	+5	4	Dennis Gilbert	19	5	10

Date	Opponent		Score	Shots	Overall	Conf	Time	Att.	Goalie of record
Oct 07	ARIZONA STATE	W	9-2	51/19	1-0-0	0-0-0	2:45	3356	Cal Petersen
Oct 08	ARIZONA STATE	W	4-2	37/25	2-0-0	0-0-0	2:18	3554	Cal Petersen
Oct 14	at #4 Minnesota Duluth	L	3-4	23/32	2-1-0	0-0-0	2:20	5526	Cal Petersen
Oct 15	at #4 Minnesota Duluth	W	3-1	38/28	3-1-0	0-0-0	2:13	6014	Cal Petersen
Oct 21	PENN STATE	Tot	3-3	33/32	3-1-1	0-0-0	2:27	3411	Cal Petersen
Oct 22	PENN STATE	Lot	2-3	28/33	3-2-1	0-0-0	2:20	3518	Cal Petersen
* Oct 27	UCONN	L	2-4	49/25	3-3-1	0-1-0	2:23	2936	Cal Petersen
* Oct 28	UCONN	W	6-2	39/32	4-3-1	1-1-0	2:00	4065	Cal Petersen
* Nov 12	at Northeastern	W	5-2	28/25	5-3-1	2-1-0	2:20	3511	Cal Petersen
* Nov 13	at Northeastern	T	0-0	22/16	5-3-2	2-1-1	1:28	1444	Cal Petersen
* Nov 17	#5 UMASS LOWELL	L	1-4	23/35	5-4-2	2-2-1	2:00	3151	Cal Petersen
* Nov 18	#5 UMASS LOWELL	W	4-1	34/22	6-4-2	3-2-1	2:10	4653	Cal Petersen
Nov 25	HOLY CROSS	W	5-3	30/20	7-4-2	3-2-1	1:58	4581	Cal Petersen
Nov 26	CLARKSON	L	0-2	35/27	7-5-2	3-2-1	2:07	3865	Cal Petersen
* Dec 2	at Massachusetts	L	4-5	25/24	7-6-2	3-3-1	2:29	2481	Cal Petersen
* Dec 3	at Massachusetts	W	3-0	36/22	8-6-2	4-3-1	2:20	3039	Cal Petersen
* Dec 10	#3 BOSTON COLLEGE	W	3-2	32/17	9-6-2	5-3-1	2:15	5022	Cal Petersen
Dec 31	ALASKA	W	5-0	38/34	10-6-2	5-3-1	2:11	4149	Cal Petersen
Jan 01	ALASKA	W	4-0	36/21	11-6-2	5-3-1	2:05	4023	Cal Petersen

Team Record	W-L-T	Attendance	Dates	Total	Avg.
Overall:	11-6-2	Total:	19	72299	3805
Conference:	5-3-1	Home:	13	50284	3868
Home:	8-4-1	Away:	6	22015	3669
Away:	3-2-1	Neutral:	0	0	0
Neutral:	0-0-0				
Overtime:	0-1-1				

Date	Opponent	Score	Goals	Shots		Penalties		Power Plays	
				Assists	Shots	Pen-Min	Pen-Min	G-Ch	G-Ch
Oct 07	ARIZONA STATE	9-2	9 / 2	17 / 4	51 / 19	17-66	/ 31-116	6-19	/ 0-9
Oct 08	ARIZONA STATE	4-2	4 / 2	8 / 4	37 / 25	5-10	/ 12-32	1-9	/ 1-4
Oct 14	at Minnesota Duluth	3-4	3 / 4	5 / 7	23 / 32	6-12	/ 6-12	2-6	/ 1-6
Oct 15	at Minnesota Duluth	3-1	3 / 1	6 / 1	38 / 28	4-8	/ 3-6	1-3	/ 0-4
Oct 21	PENN STATE	3-3	3 / 3	4 / 6	33 / 32	9-18	/ 11-22	0-10	/ 1-8
Oct 22	PENN STATE	2-3	2 / 3	4 / 5	28 / 33	5-10	/ 6-12	2-6	/ 0-5
Oct 27	UCONN	2-4	2 / 4	4 / 7	49 / 25	1-2	/ 6-12	0-6	/ 1-1
Oct 28	UCONN	6-2	6 / 2	11 / 4	39 / 32	2-4	/ 1-2	1-1	/ 1-2
Nov 12	at Northeastern	5-2	5 / 2	10 / 4	28 / 25	4-8	/ 2-4	1-2	/ 2-4
Nov 13	at Northeastern	0-0	0 / 0	0 / 0	22 / 16	4-8	/ 6-12	0-4	/ 0-3
Nov 17	UMASS LOWELL	1-4	1 / 4	2 / 7	23 / 35	6-12	/ 5-10	0-4	/ 0-5
Nov 18	UMASS LOWELL	4-1	4 / 1	8 / 2	34 / 22	7-25	/ 4-8	0-4	/ 0-6
Nov 25	HOLY CROSS	5-3	5 / 3	8 / 4	30 / 20	2-4	/ 4-8	1-4	/ 1-2
Nov 26	CLARKSON	0-2	0 / 2	0 / 2	35 / 27	6-23	/ 8-16	0-7	/ 0-4
Dec 2	at Massachusetts	4-5	4 / 5	7 / 9	25 / 24	4-8	/ 2-4	1-2	/ 3-4
Dec 3	at Massachusetts	3-0	3 / 0	6 / 0	36 / 22	7-14	/ 4-8	0-2	/ 0-5
Dec 10	BOSTON COLLEGE	3-2	3 / 2	4 / 4	32 / 17	4-8	/ 6-12	1-6	/ 2-4
Dec 31	ALASKA	5-0	5 / 0	9 / 0	38 / 34	6-12	/ 6-12	2-5	/ 0-4
Jan 01	ALASKA	4-0	4 / 0	7 / 0	36 / 21	5-10	/ 5-21	2-5	/ 0-5
Totals		66-40	66 / 40	120 / 70	637 / 489	104-262	/ 128-329	21-105	/ 13-85

Note: Game totals are displayed in the format TEAM/OPPONENT for each category

Date	Opponent	Score	Att.	Record:	Overall	Home	Away	Neutral
* Oct 27	UCONN	L 2-4	2936	ALL GAMES	5-3-1	3-2-0	2-1-1	0-0-0
* Oct 28	UCONN	w 6-2	4065	CONFERENCE	5-3-1	3-2-0	2-1-1	0-0-0
* Nov 12	at Northeastern	w 5-2	3511	NON-CONFERENCE	0-0-0	0-0-0	0-0-0	0-0-0
* Nov 13	at Northeastern	T 0-0	1444					
* Nov 17	#5 UMASS LOWELL	L 1-4	3151					
* Nov 18	#5 UMASS LOWELL	w 4-1	4653					
* Dec 2	at Massachusetts	L 4-5	2481					
* Dec 3	at Massachusetts	w 3-0	3039					
* Dec 10	#3 BOSTON COLLEGE	w 3-2	5022					

TEAM STATISTICS	ND	OPP
SHOT STATISTICS		
Goals-Shot attempts	28-288	20-218
Shot pct.	.097	.092
Goals/Game	3.1	2.2
Shots/Game	32.0	24.2
POWER PLAYS		
Goals-Power Plays	4-31	9-34
Conversion Percent	.129	.265
Shot Attempts	44	48
Shot Percent	.091	.188
GOAL BREAKDOWN		
Power Play	4	9
Short-handed	1	0
Empty net	1	2
Penalty	0	0
Unassisted	1	0
Overtime	0	0
PENALTIES		
Number	39	36
Minutes	89	72
Penalties/Game	4.3	4.0
Pen minutes/Game	9.9	8.0

#	Player	gp	g	a	pts	sh	sh%	pen-min	pp	sh
10	Anders Bjork	9	7	7	14	31	.226	3-6	1	1
18	Jake Evans	9	4	5	9	25	.160	4-8	0	0
15	Andrew Oglevie	9	3	5	8	26	.115	1-2	0	0
16	Connor Hurley	9	2	5	7	8	.250	4-8	0	0
27	Bobby Nardella	9	2	5	7	25	.080	2-4	1	0
22	Andrew Peeke	9	3	3	6	16	.188	3-6	0	0
26	Cam Morrison	9	2	3	5	21	.095	1-2	0	0
4	Dennis Gilbert	9	0	5	5	12	.000	2-4	0	0
3	Jordan Gross	9	1	2	3	24	.042	0-0	1	0
21	Joe Wegwerth	9	1	2	3	15	.067	1-2	1	0
11	Cal Burke	9	0	3	3	16	.000	1-2	0	0
25	Dylan Malmquist	9	0	3	3	13	.000	3-6	0	0
9	Dawson Cook	9	1	1	2	13	.077	2-4	0	0
6	Tory Dello	8	1	1	2	4	.250	5-21	0	0
28	Jack Jenkins	9	1	1	2	22	.045	0-0	0	0
2	Tony Bretzman	2	0	1	1	3	.000	0-0	0	0
29	Bo Brauer	2	0	0	0	1	.000	0-0	0	0
12	Felix Holmberg	3	0	0	0	3	.000	0-0	0	0
19	Mike O'Leary	7	0	0	0	4	.000	2-4	0	0
8	Ben Ostlie	5	0	0	0	0	.000	0-0	0	0
24	Luke Ripley	9	0	0	0	6	.000	5-10	0	0
Total		9	28	52	80	288	.097	39-89	4	1
Opponents		9	20	37	57	218	.092	36-72	9	0

#	Goalie	gp	min	ga	gaavg	saves	save%	w-l-t
40	Cal Petersen	9	518:27	18	2.08	198	.917	5-3-1
TM	EMPTY NET	5	1:33	2	-	0	.000	0-0-0
Total		9	520:00	20	2.31	198	.908	5-3-1
Opponents		9	520:00	28	3.23	260	.903	3-5-1

Attendance Summary	ND	Opponent
Total	19827	10475
Dates/Avg Per Date	5/3965	4/2619
Neutral Site #/Avg	0/0	

Goals by Period	1st	2nd	3rd	Total
Notre Dame	2	12	14	28
Opponents	6	7	7	20

Saves by Period	1st	2nd	3rd	Total
Notre Dame	77	60	61	198
Opponents	81	101	78	260

Opponent	Date	Score	2 BRETZMAN,T	3 GROSS,JORD	4 GILBERT,DEN	6 DELLO,TORY	8 OSTLIE,BEN	9 COOK,DAWS	10 BJORK,ANDE	11 BURKE,CAL	12 HOLMBERG,F	15 OGLEVIE,AN	16 HURLEY,CON
ASU	Oct 07	9-2 W	DNP	1-2-3	0-1-1	0-2-2	DNP	DNP	2-1-3	0-1-1	0-0-0	1-2-3	0-2-2
ASU	Oct 08	4-2 W	0-0-0	0-1-1	0-0-0	0-0-0	0-0-0	0-0-0	2-2-4	0-0-0	DNP	0-0-0	1-2-3
at UMD	Oct 14	3-4 L	DNP	0-0-0	0-0-0	0-0-0	0-0-0	0-0-0	1-0-1	0-0-0	0-0-0	1-1-2	0-1-1
at UMD	Oct 15	3-1 W	0-0-0	1-0-1	0-0-0	0-0-0	0-0-0	0-0-0	0-2-2	0-0-0	DNP	1-0-1	0-1-1
PSU	Oct 21	3-3 t	DNP	1-1-2	0-0-0	0-0-0	0-0-0	0-1-1	0-1-1	0-0-0	0-0-0	1-0-1	0-0-0
PSU	Oct 22	2-3 L	0-0-0	0-1-1	0-0-0	0-0-0	0-0-0	0-0-0	0-0-0	0-0-0	DNP	0-2-2	0-0-0
UCONN	Oct 27	2-4 L	DNP	0-0-0	0-0-0	1-0-1	0-0-0	0-0-0	0-1-1	0-0-0	DNP	0-1-1	0-1-1
UCONN	Oct 28	6-2 W	DNP	0-0-0	0-2-2	0-1-1	DNP	0-1-1	2-2-4	0-0-0	0-0-0	0-1-1	1-1-2
at NU	Nov 12	5-2 W	DNP	1-0-1	0-2-2	0-0-0	DNP	0-0-0	0-2-2	0-0-0	0-0-0	1-2-3	0-0-0
at NU	Nov 13	0-0 t	DNP	0-0-0	0-0-0	0-0-0	0-0-0	0-0-0	0-0-0	0-0-0	0-0-0	0-0-0	0-0-0
UML	Nov 17	1-4 L	DNP	0-1-1	0-0-0	0-0-0	0-0-0	0-0-0	0-0-0	0-0-0	DNP	0-0-0	1-0-1
UML	Nov 18	4-1 W	DNP	0-0-0	0-0-0	0-0-0	0-0-0	1-0-1	1-1-2	0-2-2	DNP	0-0-0	0-1-1
HC	Nov 25	5-3 W	DNP	0-1-1	0-0-0	0-2-2	0-0-0	0-0-0	1-2-3	0-0-0	0-0-0	1-0-1	1-1-2
CLARKSON	Nov 26	0-2 L	DNP	0-0-0	0-0-0	0-0-0	DNP	0-0-0	0-0-0	0-0-0	DNP	0-0-0	0-0-0
at UMASS	Dec 2	4-5 L	DNP	0-1-1	0-0-0	0-0-0	DNP	0-0-0	2-0-2	0-0-0	DNP	0-1-1	0-1-1
at UMASS	Dec 3	3-0 W	0-1-1	0-0-0	0-1-1	DNP	0-0-0	0-0-0	0-1-1	0-1-1	DNP	1-0-1	0-0-0
BC	Dec 10	3-2 W	0-0-0	0-0-0	0-0-0	0-0-0	DNP	0-0-0	2-0-2	0-0-0	DNP	1-0-1	0-1-1
UAF	Dec 31	5-0 W	DNP	0-3-3	0-1-1	0-0-0	0-0-0	0-0-0	0-2-2	1-0-1	DNP	1-0-1	DNP
UAF	Jan 01	4-0 W	DNP	1-1-2	0-0-0	0-0-0	0-0-0	0-0-0	1-1-2	0-0-0	DNP	0-1-1	DNP

Opponent	Date	Score	18 EVANS,JAKE	19 O'LEARY,MIK	21 WEGWERTH,	22 PEEKE,ANDR	24 RIPLEY,LUKE	25 MALMQUIST,	26 MORRISON,C	27 NARDELLA,B	28 JENKINS,JAC	29 BRAUER,BO	32 MORRIS,CAL
ASU	Oct 07	9-2 W	0-1-1	0-0-0	0-1-1	0-0-0	0-0-0	1-1-2	0-2-2	2-1-3	0-0-0	2-0-2	0-0-0
ASU	Oct 08	4-2 W	0-0-0	0-0-0	DNP	0-0-0	0-0-0	1-2-3	0-0-0	0-1-1	0-0-0	DNP	DNP
at UMD	Oct 14	3-4 L	0-2-2	0-0-0	0-0-0	0-0-0	0-0-0	0-0-0	1-1-2	0-0-0	DNP	DNP	DNP
at UMD	Oct 15	3-1 W	0-0-0	0-0-0	0-0-0	0-0-0	DNP	1-2-3	0-0-0	0-1-1	DNP	0-0-0	DNP
PSU	Oct 21	3-3 t	1-1-2	0-0-0	0-0-0	0-0-0	0-0-0	0-0-0	0-0-0	0-0-0	DNP	DNP	DNP
PSU	Oct 22	2-3 L	0-1-1	0-0-0	2-0-2	0-0-0	DNP	0-0-0	0-0-0	0-0-0	DNP	0-0-0	DNP
UCONN	Oct 27	2-4 L	1-0-1	0-0-0	0-0-0	0-0-0	0-0-0	0-1-1	0-0-0	0-0-0	0-0-0	DNP	DNP
UCONN	Oct 28	6-2 W	0-1-1	0-0-0	1-0-1	0-1-1	0-0-0	0-1-1	1-0-1	0-0-0	1-0-1	DNP	DNP
at NU	Nov 12	5-2 W	1-2-3	0-0-0	0-0-0	1-0-1	0-0-0	0-0-0	1-1-2	0-1-1	0-0-0	DNP	DNP
at NU	Nov 13	0-0 t	0-0-0	DNP	0-0-0	0-0-0	0-0-0	0-0-0	0-0-0	0-0-0	0-0-0	DNP	DNP
UML	Nov 17	1-4 L	0-0-0	0-0-0	0-0-0	0-0-0	0-0-0	0-1-1	0-0-0	0-0-0	0-0-0	DNP	DNP
UML	Nov 18	4-1 W	0-0-0	DNP	0-0-0	1-1-2	0-0-0	0-0-0	0-0-0	1-2-3	0-1-1	0-0-0	DNP
HC	Nov 25	5-3 W	0-1-1	DNP	1-0-1	0-0-0	0-0-0	0-1-1	1-0-1	0-0-0	0-0-0	DNP	DNP
CLARKSON	Nov 26	0-2 L	0-0-0	0-0-0	0-0-0	0-0-0	0-0-0	0-0-0	0-0-0	0-0-0	0-0-0	0-0-0	DNP
at UMASS	Dec 2	4-5 L	0-1-1	0-0-0	0-0-0	1-1-2	0-0-0	0-0-0	0-0-0	1-2-3	0-0-0	0-0-0	DNP
at UMASS	Dec 3	3-0 W	2-0-2	0-0-0	0-1-1	0-0-0	0-0-0	0-0-0	0-1-1	0-0-0	0-0-0	DNP	DNP
BC	Dec 10	3-2 W	0-1-1	0-0-0	0-1-1	0-0-0	0-0-0	0-0-0	0-1-1	0-0-0	0-0-0	DNP	DNP
UAF	Dec 31	5-0 W	0-1-1	0-0-0	0-0-0	0-0-0	0-0-0	2-0-2	1-1-2	0-1-1	0-0-0	0-0-0	DNP
UAF	Jan 01	4-0 W	1-0-1	0-0-0	0-1-1	0-1-1	0-0-0	0-2-2	0-0-0	0-0-0	1-0-1	0-0-0	DNP

Hockey Game Box Score (Final)
Arizona State vs #8 Notre Dame (Oct 07, 2016 at Notre Dame, Ind.)

Arizona State (0-1-0) vs. Notre Dame (1-0-0, 0-0-0 HEA)
Date: Oct 07, 2016 • Location: Notre Dame, Ind. • Arena: Compton Ice Arena
Attendance: 3356 • Start time: 7:35 PM • End time: 10:10 PM • Total time: 2:45

TEAM SUMMARY
Arizona State 1 2 3 Tot +/-
1 Edward McGovern 0 0 0 0 0
2 Joe Lappin 0 0 1 1 -1
3 Tony Busto 1 0 3 4 +2
4 Luke Ripley 0 0 0 0 0
5 Dylan Malmquist 0 0 1 1 0
6 Jake Montgomery 0 0 0 +1
7 Wade Murphy 0 0 1 1 +1
8 Ryan Belonger 0 0 0 0 0
9 Anthony Croston 0 0 0 -1
10 David Norris 0 0 1 1 -1
11 Liam McGing 0 0 0 0 -1
12 Brett Gruber 0 0 0 0 -1
13 Steenn Pasichnuk 1 1 2 2 -1
14 Jakob Stridsberg 0 0 1 1 -1
15 Louie Rowe 1 0 1 2 0
16 Bryn Pasichnuk 0 0 1 1 0
17 Joey Raats 0 1 0 1 0
18 Nicholas Gushue 1 1 0 2 0
19 Robert Levin dnp
Totals 5 6 8 19 -4

GOALTENDERS
Arizona State Dec Min GA 1 2 3 Saves
35 Joey Daccord L 59:45 9 22 9 11 42
EMPTY NET 0:15 0 0 0 0 0
Notre Dame Dec Min GA 1 2 3 Saves
40 Cal Petersen W 39:41 1 4 6 0 10
32 Cale Morris 19:43 1 0 0 7 7

PENALTY SUMMARY
Prd Player Team Min/Offense Time
1st Anthony Croston ASU 2.Slashing 06:59 PP
1st Edward McGovern ASU 2.Cross-Checking 06:46 PP
1st Ryan Belonger ASU 2.Tripping 10:08 PP
1st Tony Dello ND 2.Interference 17:24 PP
1st Brett Gruber ASU 2.Hooking 30:35 PP
2nd Louie Rowe ASU 00:35 PP
2nd Cam Morrison ND 2.Interference 00:37 PP
2nd Joey Raats ASU 2.Interference 00:39 PP
2nd Jake Montgomery ASU 2.Holding 05:23 PP
2nd Liam McGing ASU 2.Tripping 07:16 PP
2nd Brinson Pasichnuk ASU 2.Hooking 08:28 PP
2nd Tyler Busch ASU 2.Holding 08:36 PP
2nd Brinson Pasichnuk ASU 2.Hooking 12:52 PP
2nd Anthony Croston ASU 2.Hooking 15:10 PP
2nd Dennis Gilbert ND 2.Interference 16:14 PP
2nd TEAM ND 2.Too Many Players On Ice 19:40 PP
2nd Nicholas Gushue ASU 2.Slashing 19:59 PP

GOALS BY PERIOD
Team 1 2 3 Tot
ASU 1 0 1 2
ND 3 0 3 6
Goals by Period
Team 1 2 3 Tot
ASU 1 0 1 2
ND 3 0 3 6
Shots by Period
Team 1 2 3 Tot
ASU 5 6 8 19
ND 25 12 14 51

Power Play Goals-Att (Sh) Prd ASU ND
1st 0-1 (1) 2-3 (11)
2nd 0-3 (0) 3-6 (10)
3rd 0-5 (5) 1-10 (5)
Total 0-9 (6) 6-19 (26)

Penalties-Minutes by Prd Prd ASU ND
1st 3-6 1-2
2nd 11-22 3-6
3rd 17-88 15-58
Total 31-116 17-66

Officials:
Referee: Michael Baker
Referee: Charles Hanfani
Linesman: Robert Shintani
Linesman: Ed Moberg

Three starts:
1. Anders Bjork
2. Bobby Nardella
3. Andrew Ogvie

Win-Alex Iafallo (1-0-2), Loss-Cal Petersen (2-1-0).

Hockey Game Box Score (Final)
Arizona State vs #8 Notre Dame (Oct 08, 2016 at Notre Dame, Ind.)

Arizona State (0-2-0) vs. Notre Dame (2-0-0, 0-0-0 HEA)
Date: Oct 08, 2016 • Location: Notre Dame, Ind. • Arena: Compton Ice Arena
Attendance: 3554 • Start time: 7:05 PM • End time: 9:23 PM • Total time: 2:18

TEAM SUMMARY
Arizona State 1 2 3 Tot +/-
10 Tyler Busch 0 0 0 0 0
11 Jack Rowe 0 0 0 0 0
12 Dylan Hoffman 0 0 2 2 -1
14 Jake Montgomery 0 0 0 0 0
15 Wade Murphy 0 1 0 1 -2
16 Ryan Belonger 0 0 0 0 0
18 Anthony Croston 1 0 0 1 0
21 David Norris 1 1 0 2 -1
22 Jake Clifford 0 0 0 0 0
24 Liam McGing 1 1 0 2 -1
27 Brett Gruber 1 1 0 2 -1
28 Steenn Pasichnuk 1 0 0 1 0
29 Jakob Stridsberg 3 1 1 5 -1
32 Louie Rowe 0 0 1 1 -1
39 Brinson Pasichnuk 1 2 0 3 0
44 Joey Raats 0 0 0 0 -2
47 Nicholas Gushue 0 2 0 2 0
TM TEAM dnp
Totals 9 11 5 25 -11

GOALTENDERS
Arizona State Dec Min GA 1 2 3 Saves
38 Robert Levin L 59:44 3 8 12 13 33
EMPTY NET 0:16 1 0 0 0 0
Notre Dame Dec Min GA 1 2 3 Saves
40 Cal Petersen W 59:34 2 8 10 5 23
0:26 0 0 0 0 0

PENALTY SUMMARY
Prd Player Team Min/Offense Time
1st Tyler Busch ASU 2.Boarding 06:48 PP
1st Tony Dello ND 2.Elbowing 09:44 PP
1st Tyler Busch ASU 2.Hooking 10:53 PP
1st Tyler Busch ASU 10.10-Minute Misconduct 10:53 PP
1st Brinson Pasichnuk ASU 2.Holding 19:47 PP
1st Jakob Stridsberg ASU 2.Cross-Checking 19:46 PP
2nd Dennis Gilbert ND 2.Roughing 06:14 PP
2nd Joe Lappin ASU 2.Tripping 07:51 PP
2nd Connor Hurley ND 2.Interference 08:02 PP

GOALS BY PERIOD
Team 1 2 3 Tot
ASU 3 1 1 5
ND 2 0 2 4
Goals by Period
Team 1 2 3 Tot
ASU 3 1 1 5
ND 2 0 2 4
Shots by Period
Team 1 2 3 Tot
ASU 8 6 6 20
ND 11 4 8 23

Power Play Goals-Att (Sh) Prd ASU ND
1st 2-2 (3) 1-1 (3)
2nd 0-1 (1) 0-2 (0)
3rd 0-3 (6) 0-3 (1)
Total 2-6 (10) 1-6 (2)

Penalties-Minutes by Prd Prd ASU ND
1st 1-2 3-6
2nd 1-2 0-0
3rd 4-8 3-6
Total 6-12 6-12

Three starts:
1. Adam Johnson
2. Alex Iafallo
3. Kyle Osterberg

Officials:
Referee: Gino Binda
Referee: Andy Thackaberry
Linesman: Brandon Polich
Linesman: Jeff Schultz
Scorer: Morgan Nygaard

Win-Cal Petersen (3-1-0), Loss-Hunter Shepard (0-1-0).

Hockey Game Box Score (Final)
#5 Notre Dame vs #4 Minnesota Duluth (Oct 14, 2016 at Duluth, Minn.)

Notre Dame (2-1-0)(0-0-0 HEA) vs. Minnesota Duluth (3-0-2)(0-0-0 NCHC)
Date: Oct 14, 2016 • Location: Duluth, Minn. • Arena: AMSOL Arena
Attendance: 5526 • Start time: 7:27 pm • End time: 9:27 • Total time: 2:20

Prd Time Team Scored by Assists Vis. on ice Home on ice
1. 1st 07:12 ND PP Andrew Ogvie/2 Cam Morrison/3 22,26,27,18,15 20,8,10,4

TEAM SUMMARY
Notre Dame 1 2 3 Tot +/-
3 Dan Molenaar 0 0 0 0 +1
4 Neal Pionk 1 1 0 2 +1
6 Tony Dello 1 1 1 0 0
8 Kyle Osterberg 0 0 0 0 +1
9 Dawson Cook 1 0 0 1 0
10 Anders Bjork 1 0 0 1 0
11 Cal Burke 0 1 1 2 0
12 Felix Holmberg 0 0 0 0 0
15 Andrew Ogvie 2 1 2 4 -1
16 Connor Hurley 1 1 0 2 0
18 Jake Evans 1 1 1 3 -1
19 Mike O'Leary 0 0 0 -1 0
21 Joe Wegwerth 0 1 0 1 0
22 Luke Ripley 0 0 0 0 -1
24 Andrew Ogvie 0 0 0 0 0
25 Dylan Malmquist 0 0 0 0 0
26 Cam Morrison 2 0 1 3 -2
27 Bobby Nardella 0 0 1 1 -1
32 Cale Morris dnp
Totals 11 4 8 23 -10

GOALTENDERS
Notre Dame Dec Min GA 1 2 3 Saves
40 Cal Petersen L 58:26 4 11 16 6 28
EMPTY NET 1:34 0 0 0 0 0
Minnesota Duluth Dec Min GA 1 2 3 Saves
37 Nick Deery W 59:53 3 8 4 8 20
0:07 0 0 0 0 0

PENALTY SUMMARY
Prd Player Team Min/Offense Time
1st Dominic Toninato UMD 2.Hooking 07:04 PP
1st Connor Hurley ND 2.Slashing 07:26 PP
1st Riley Tufto ND 2.Elbowing 13:20 PP
1st Willie-Raskob ND 18:21 PP
2nd Dylan Malmquist ND 2.Interference 16:14 PP
3rd Kyle Osterberg UMD 2.Hooking 00:38 PP
Prd Player Team Min/Offense Time
3rd Connor Hurley ND 2.High Sticking 01:55 PP
3rd Anders Bjork ND 2.Tripping 06:27 PP
3rd Blake Young UMD 2.Hooking 07:42 PP
3rd Tony Dello ND 2.Slashing 08:10 PP
3rd Tony Dello ND 2.Holding 13:55 PP
3rd Brenden Kolyk UMD 2.Interference 17:10 PP

Win-Nick Deery (1-0-2), Loss-Cal Petersen (2-1-0).

Hockey Game Box Score (Final)
#5 Notre Dame vs #4 Minnesota Duluth (Oct 15, 2016 at Duluth, Minn.)

Notre Dame (3-1-0)(0-0-0 HEA) vs. Minnesota Duluth (3-1-2)(0-0-0 NCHC)
Date: Oct 15, 2016 • Location: Duluth, Minn. • Arena: AMSOL Arena
Attendance: 6014 • Start time: 7:07 pm • End time: 9:20 • Total time: 2:13

Prd Time Team Scored by Assists Vis. on ice Home on ice
1. 2nd 01:53 UMD EV Adam Johnson/4 Joey Anderson/6 3,25,16,10,2 7,13,12,8,4
2. 2nd 15:22 ND PP Andrew Ogvie/3 Dylan Malmquist/6 15,25,27,3,16 21,15,8,20

TEAM SUMMARY
Notre Dame 1 2 3 Tot +/-
2 Tony Bretzman 0 0 1 0 -1
3 Jordan Gross 2 0 2 4 +1
4 Neal Pionk 1 1 0 2 0
6 Dennis Gilbert 1 1 0 2 0
8 Tony Dello 0 2 3 5 0
9 Brandon Kolyk 0 0 0 0 -1
9 Dawson Cook 0 0 0 0 0
11 Anders Bjork 0 1 1 2 +1
11 Cal Burke 1 0 0 1 0
11 Alex Iafallo 4 0 1 5 0
15 Andrew Ogvie 4 5 1 10 0
16 Connor Hurley 0 0 0 +1
16 Billy Eask 0 0 0 0 0
18 Jake Evans 1 0 0 1 0
19 Mike O'Leary 2 1 0 3 0
21 Joe Wegwerth 0 0 2 0 0
22 Andrew Ogvie 0 1 0 1 0
25 Dylan Malmquist 1 0 1 2 +1
26 Cam Morrison 0 2 0 2 0
27 Bobby Nardella 1 1 0 2 +2
27 Riley Tufto 0 0 0 0 0
32 Cale Morris dnp
Totals 13 7 8 38 +5

GOALTENDERS
Notre Dame Dec Min GA 1 2 3 Saves
40 Cal Petersen W 59:25 1 13 6 8 27
EMPTY NET 0:35 0 0 0 0 0
Minnesota Duluth Dec Min GA 1 2 3 Saves
32 Hunter Shepard L 58:31 3 13 16 6 35
1:29 0 0 0 0 0

PENALTY SUMMARY
Prd Player Team Min/Offense Time
1st Adam Johnson UMD 2.Hooking 11:55 PP
1st Jared Thomas UMD 2.Interference 14:44 PP
1st Dennis Gilbert ND 2.Boarding 17:56 PP
2nd Tony Dello ND 2.Hooking 04:17 PP
Prd Player Team Min/Offense Time
2nd Jared Thomas UMD 2.Hooking 14:27 PP
2nd Ryan Belonger ND 2.Holding 17:10 PP

Win-Cal Petersen (3-1-0), Loss-Hunter Shepard (0-1-0).



Hockey Game Box Score (Final) Penn State vs #3 Notre Dame (Oct 21, 2016 at Notre Dame, Ind.)

Penn State (2-1-1, 0-0-0 BIG) vs. Notre Dame (3-1-1, 0-0-0 HEA) Date: Oct 21, 2016 • Location: Notre Dame, Ind. • Arena: Compton Family Arena Attendance: 3411 • Start time: 7:35 PM • End time: 10:02 PM • Total time: 2:27

Main box score table for Penn State vs #3 Notre Dame. Includes columns for Prd, Time, Team, Scored by, Assists, Vis. on ice, Home on ice, Goals by Period, Shots by Period, Power Play Goals-Att, Penalties-Minutes, and GoalTenders.

GOALTENDERS table for Penn State vs #3 Notre Dame. Shows stats for #31 Jones, Peyton and #40 Cal Petersen.

PENALTY SUMMARY table for Penn State vs #3 Notre Dame. Lists player names, teams, and penalty types/times.

Penn State-Jones, Peyton (2-0-1). Notre Dame-Cal Petersen (3-1-1). Timeout by Penn State at 1:39 in OT period. Referee's signature

Hockey Game Box Score (Final) Penn State vs #3 Notre Dame (Oct 22, 2016 at Notre Dame, Ind.)

Penn State (3-1-1, 0-0-0 BIG) vs. Notre Dame (3-2-1, 0-0-0 HEA) Date: Oct 22, 2016 • Location: Notre Dame, Ind. • Arena: Compton Ice Arena Attendance: 3518 • Start time: 7:10 PM • End time: 9:30 PM • Total time: 2:20

Main box score table for Penn State vs #3 Notre Dame. Includes columns for Prd, Time, Team, Scored by, Assists, Vis. on ice, Home on ice, Goals by Period, Shots by Period, Power Play Goals-Att, Penalties-Minutes, and GoalTenders.

GOALTENDERS table for Penn State vs #3 Notre Dame. Shows stats for #31 Jones, Peyton and #40 Cal Petersen.

PENALTY SUMMARY table for Penn State vs #3 Notre Dame. Lists player names, teams, and penalty types/times.

Win-Jones, Peyton (3-0-1). Loss-Cal Petersen (3-2-1). PSU Timeout at 12:49 of 2nd Period. Referee's signature

Hockey Game Box Score (Final) UCONN vs #6 Notre Dame (Oct 27, 2016 at Notre Dame, Ind.)

UCONN (3-1-2, 1-0-0 HEA) vs. Notre Dame (3-3-1, 0-1-0 HEA) Date: Oct 27, 2016 • Location: Notre Dame, Ind. • Arena: Compton Family Arena Attendance: 2936 • Start time: 7:35 PM • End time: 9:58 PM • Total time: 2:23

Main box score table for UCONN vs #6 Notre Dame. Includes columns for Prd, Time, Team, Scored by, Assists, Vis. on ice, Home on ice, Goals by Period, Shots by Period, Power Play Goals-Att, Penalties-Minutes, and GoalTenders.

GOALTENDERS table for UCONN vs #6 Notre Dame. Shows stats for #30 Huska, Adam and #40 Cal Petersen.

PENALTY SUMMARY table for UCONN vs #6 Notre Dame. Lists player names, teams, and penalty types/times.

Win-Huska, Adam (1-1-1). Loss-Cal Petersen (3-3-1). Referee's signature

Hockey Game Box Score (Final) UCONN vs #6 Notre Dame (Oct 28, 2016 at Notre Dame, Ind.)

UCONN (3-2-3, 1-1-0) vs. Notre Dame (4-3-1, 1-1-0) Date: Oct 28, 2016 • Location: Notre Dame, Ind. • Arena: Compton Ice Arena Attendance: 4065 • Start time: 7:35 PM • End time: 9:35 • Total time: 2:00

Main box score table for UCONN vs #6 Notre Dame. Includes columns for Prd, Time, Team, Scored by, Assists, Vis. on ice, Home on ice, Goals by Period, Shots by Period, Power Play Goals-Att, Penalties-Minutes, and GoalTenders.

GOALTENDERS table for UCONN vs #6 Notre Dame. Shows stats for #31 Nichols, Rob and #40 Cal Petersen.

PENALTY SUMMARY table for UCONN vs #6 Notre Dame. Lists player names, teams, and penalty types/times.

Win-Cal Petersen (4-3-1). Loss-Nichols, Rob (2-1-2). Referee's signature

Hockey Game Box Score (Final) #9 Notre Dame vs Northeastern (Nov 12, 2016 at Boston, Mass.)

Notre Dame (5-3-1, 2-1-1 HEA) vs. Northeastern (3-4-3, 0-3-1 HEA)
Date: Nov 12, 2016 • Location: Boston, Mass. • Arena: Matthews Arena
Attendance: 3511 • Start time: 7:00pm • End time: 9:20pm • Total time: 2:20

Table with columns: Prd, Time, Team, Scored by, Assists, Vis. on ice, Home on ice, Goals by Period, Shots by Period, Power Play Goals-Att (Sh), Penalties-Minutes by Prd.

TEAM SUMMARY table with columns: #, Notre Dame, 1, 2, 3, Tot +/-, #, Northeastern, 1, 2, 3, Tot +/-.

GOALTENDERS table with columns: #, Notre Dame, Dec, Min, GA, 1, 2, 3, Saves, #, Northeastern, Dec, Min, GA, 1, 2, 3, Saves.

PENALTY SUMMARY table with columns: Prd, Player, Team, Min/Offense, Time, Prd, Player, Team, Min/Offense, Time.

Win-Cal Petersen (5-3-1). Loss-Ruck, Ryan (3-4-3). Referee's signature

Hockey Game Box Score (Final) #9 Notre Dame vs Northeastern (Nov 13, 2016 at Boston, Mass.)

Notre Dame (5-3-2, 2-1-1) vs. Northeastern (3-4-4, 0-3-2)
Date: Nov 13, 2016 • Location: Boston, Mass. • Arena: Matthews Arena
Attendance: 1444 • Start time: 3:00 pm • End time: 4:28 pm • Total time: 1:28

Table with columns: Prd, Time, Team, Scored by, Assists, Vis. on ice, Home on ice, Goals by Period, Shots by Period, Power Play Goals-Att (Sh), Penalties-Minutes by Prd.

TEAM SUMMARY table with columns: #, Notre Dame, 1, 2, 3, Tot +/-, #, Northeastern, 1, 2, 3, Tot +/-.

GOALTENDERS table with columns: #, Notre Dame, Dec, Min, GA, 1, 2, 3, Saves, #, Northeastern, Dec, Min, GA, 1, 2, 3, Saves.

PENALTY SUMMARY table with columns: Prd, Player, Team, Min/Offense, Time, Prd, Player, Team, Min/Offense, Time.

Notre Dame-Cal Petersen (5-3-2). Northeastern-Theut, Jake (0-0-1). Referee's signature

Hockey Game Box Score (Final) #5 UMass Lowell vs #9 Notre Dame (Nov 17, 2016 at Notre Dame, Ind.)

UMass Lowell (8-3-2, 4-1-0 HEA) vs. Notre Dame (5-4-2, 2-2-1 HEA)
Date: Nov 17, 2016 • Location: Notre Dame, Ind. • Arena: Compton Family Arena
Attendance: 3151 • Start time: 7:35 PM • End time: 9:35 PM • Total time: 2:00

Table with columns: Prd, Time, Team, Scored by, Assists, Vis. on ice, Home on ice, Goals by Period, Shots by Period, Power Play Goals-Att (Sh), Penalties-Minutes by Prd.

TEAM SUMMARY table with columns: #, UMass Lowell, 1, 2, 3, Tot +/-, #, Notre Dame, 1, 2, 3, Tot +/-.

GOALTENDERS table with columns: #, UMass Lowell, Dec, Min, GA, 1, 2, 3, Saves, #, Notre Dame, Dec, Min, GA, 1, 2, 3, Saves.

PENALTY SUMMARY table with columns: Prd, Player, Team, Min/Offense, Time, Prd, Player, Team, Min/Offense, Time.

Win-Wall, Tyler (8-2-1). Loss-Cal Petersen (5-4-2). Referee's signature

Hockey Game Box Score (Final) #5 UMass Lowell vs #9 Notre Dame (Nov 18, 2016 at Notre Dame, Ind.)

UMass Lowell (8-4-2, 4-2-0 HEA) vs. Notre Dame (6-4-2, 3-2-1 HEA)
Date: Nov 18, 2016 • Location: Notre Dame, Ind. • Arena: Compton Family Arena
Attendance: 4653 • Start time: 7:35 PM • End time: 9:45 PM • Total time: 2:10

Table with columns: Prd, Time, Team, Scored by, Assists, Vis. on ice, Home on ice, Goals by Period, Shots by Period, Power Play Goals-Att (Sh), Penalties-Minutes by Prd.

TEAM SUMMARY table with columns: #, UMass Lowell, 1, 2, 3, Tot +/-, #, Notre Dame, 1, 2, 3, Tot +/-.

GOALTENDERS table with columns: #, UMass Lowell, Dec, Min, GA, 1, 2, 3, Saves, #, Notre Dame, Dec, Min, GA, 1, 2, 3, Saves.

PENALTY SUMMARY table with columns: Prd, Player, Team, Min/Offense, Time, Prd, Player, Team, Min/Offense, Time.

Win-Cal Petersen (6-4-2). Loss-Hernberg, Chris (0-1-1). Referee's signature

Hockey Game Box Score (Final)
Holy Cross vs #11 Notre Dame (Nov 25, 2016 at Notre Dame, Ind.)

Table containing game statistics for Holy Cross vs Notre Dame, including goals by period, shots by period, power play goals, and team summaries.

GOALTENDERS table listing goalie performance for Holy Cross and Notre Dame.

PENALTY SUMMARY table listing penalties for Holy Cross and Notre Dame.

Win-Cal Petersen (7-4-2). Loss-Berrafato, Paul (5-4-2). Shillelagh Tournament

Referee's signature

Hockey Game Box Score (Final)
Clarkson vs #11 Notre Dame (Nov 26, 2016 at Notre Dame, Ind.)

Table containing game statistics for Clarkson vs Notre Dame, including goals by period, shots by period, power play goals, and team summaries.

GOALTENDERS table listing goalie performance for Clarkson and Notre Dame.

PENALTY SUMMARY table listing penalties for Clarkson and Notre Dame.

Win-Kielly Jake (7-4-3). Loss-Cal Petersen (7-5-2).
F - ANDERS BJORK (ND), F - JOE SNEELY (ALE),
D - TORY DELLO (ND), G - JAKE KIELY (CU)
MOP - JAKE KIELY (CU)

Referee's signature

Hockey Game Box Score (Final)
#12 Notre Dame vs Massachusetts (12/02/16 at Amherst, Mass.)

Table containing game statistics for Notre Dame vs Massachusetts, including goals by period, shots by period, power play goals, and team summaries.

GOALTENDERS table listing goalie performance for Notre Dame and Massachusetts.

PENALTY SUMMARY table listing penalties for Notre Dame and Massachusetts.

Win-Wischow, Ryan (3-3-2). Loss-Cal Petersen (7-6-2).

Referee's signature

Hockey Game Box Score (Final)
#12 Notre Dame vs Massachusetts (12/03/16 at Amherst, Mass.)

Table containing game statistics for Notre Dame vs Massachusetts, including goals by period, shots by period, power play goals, and team summaries.

GOALTENDERS table listing goalie performance for Notre Dame and Massachusetts.

PENALTY SUMMARY table listing penalties for Notre Dame and Massachusetts.

Win-Cal Petersen (8-6-2). Loss-Wischow, Ryan (3-4-2).

Referee's signature



Hockey Game Box Score (Final) #3 Boston College vs #13 Notre Dame (Dec 10, 2016 at Notre Dame, Ind.)

Boston College (13-6-1, 8-1-1 HEA) vs. Notre Dame (9-6-2, 5-3-1 HEA) Date: Dec 10, 2016 Location: Notre Dame, Ind. Arena: Compton Ice Arena Attendance: 5022 Start time: 7:10 PM End time: 9:25 PM Total time: 2:15

Table with columns: Prd, Time, Team, Scored by, Assists, Vis. on ice, Home on ice, Goals by Period. Shows game progression from 1st to 3rd period.

TEAM SUMMARY

Summary table for Boston College and Notre Dame with columns: #, Team, 1, 2, 3, Tot +/-, Goals, Saves, Penalties-Minutes by Prd.

GOALTENDERS

Goaltender statistics for Boston College (Joe Woll) and Notre Dame (Cal Petersen).

PENALTY SUMMARY

Penalty summary table with columns: Prd, Player, Team, MinOffense, Time.

Win-Cal Petersen (9-6-2). Loss-Joe Woll (10-6-1).

Referee's signature

Hockey Game Box Score (Final) Alaska vs #12 Notre Dame (Dec 31, 2016 at Notre Dame, Ind.)

Alaska (6-13-2, 5-9-2 WCHA) vs. Notre Dame (10-6-2, 5-3-1 HEA) Date: Dec 31, 2016 Location: Notre Dame, Ind. Arena: Compton Family Arena Attendance: 4149 Start time: 4:05 PM End time: 6:16 PM Total time: 2:11

Table with columns: Prd, Time, Team, Scored by, Assists, Vis. on ice, Home on ice, Goals by Period. Shows game progression from 1st to 3rd period.

TEAM SUMMARY

Summary table for Alaska and Notre Dame with columns: #, Team, 1, 2, 3, Tot +/-, Goals, Saves, Penalties-Minutes by Prd.

GOALTENDERS

Goaltender statistics for Alaska (Jones, Davis) and Notre Dame (Cal Petersen).

PENALTY SUMMARY

Penalty summary table with columns: Prd, Player, Team, MinOffense, Time.

Win-Cal Petersen (10-6-2). Loss-Jones, Davis (1-5-1).

Referee's signature

Hockey Game Box Score (Final) Alaska vs #12 Notre Dame (Jan 01, 2017 at Notre Dame, Ind.)

Alaska (6-14-2, 5-9-2 WCHA) vs. Notre Dame (11-6-2, 5-3-1 HEA) Date: Jan 01, 2017 Location: Notre Dame, Ind. Arena: Compton Ice Arena Attendance: 4023 Start time: 2:05 PM End time: 4:10 PM Total time: 2:05

Table with columns: Prd, Time, Team, Scored by, Assists, Vis. on ice, Home on ice, Goals by Period. Shows game progression from 1st to 3rd period.

TEAM SUMMARY

Summary table for Alaska and Notre Dame with columns: #, Team, 1, 2, 3, Tot +/-, Goals, Saves, Penalties-Minutes by Prd.

GOALTENDERS

Goaltender statistics for Alaska (Jens, Jesse) and Notre Dame (Cal Petersen).

PENALTY SUMMARY

Penalty summary table with columns: Prd, Player, Team, MinOffense, Time.

Win-Cal Petersen (11-6-2). Loss-Jens, Jesse (5-9-1).

Referee's signature



#2 Tony Bretzman

Jr. | F | Mendota Heights, Minnesota
Langley Rivermen (BCHL)

Career Highs

Goals: 1 (2x - vs. UConn 11/1/15)
Assists: 1 (2x - at UMass 12/3/16)
Points: 1 (4x - at UMass 12/3/16)
Multi-point games: n/a
Point Streak: n/a

2016-17 Notes

- Notched an assist in Notre Dame's 3-0 win at UMass (Dec. 3), which was his fourth game of the season.

Bretzman's Career Stats

Season	GP	G	A	Points	Shots	Shot%	Pen-Min	+/-	PPG	SHG	GWG
2014-15	17	1	1	2	8	.125	3-6	-2	0	0	1
2015-16	8	1	0	1	5	.200	2-4	+2	0	0	0
2016-17	5	0	1	1	4	.000	0-0	-1	0	0	0
TOTAL	30	2	2	4	17	.118	5-10	-1	0	0	1



#3 Jordan Gross

JR. | D | Maple Grove, Minnesota
Green Bay Gamblers (USHL)

2016-17 Notes

- Opened the season with a three-point game (1G, 2A) against Arizona State (Oct. 7), tying his career high mark in the 9-2 win.
- Gross has played 96 consecutive games to start his Notre Dame career.
- Notched the third period, game tying goal in Notre Dame's 3-3 tie with Penn State on Oct. 21 (also had an assist in that game).
- Notched a power-play goal in Notre Dame's 5-2 win at Northeastern (Nov. 12).
- Notched a career-high three assists in Notre Dame's 5-0 win over Alaska (Dec. 31) and then added a goal and an assist in the 4-0 game two win over the Nanooks (Jan. 1) for a five-point weekend.

Career Highs

Goals: 2 (2x - vs. Northeastern 11/12/15)
Assists: 3 (vs. Alaska 12/31/16)
Points: 3 (2x - Arizona State 10/7/16)
Multi-point games: 19
Point Streak: 9 games
(Dec. 5 - Jan. 23, 2015; 3-8-11)

Gross's Career Stats

Season	GP	G	A	Points	Shots	Shot%	Pen-Min	+/-	PPG	SHG	GWG
2014-15	42	7	21	28	92	.076	7-14	+8	1	0	1
2015-16	37	9	22	31	113	.080	11-30	+15	2	0	1
2016-17	19	5	12	17	68	.074	4-8	+10	3	0	1
TOTAL	98	21	55	76	273	.077	22-52	+33	6	0	3



#4 Dennis Gilbert

So. | D | Buffalo, New York
Chicago Steel (USHL)

Career Highs

Goals: 1 (2x - at BC 12/10/15)
Assists: 2 (4x - at Northeastern 11/12/16)
Points: 2 (4x - at Northeastern 11/12/16)
Multi-point games: 5
Point Streak: 3 games
(Oct. 31 - Nov. 6, 2015; 0-4-4)

2016-17 Notes

- Tied a career high with two assists in Notre Dame's 6-2 win over UConn (Oct. 28).
- Then had a two-assist game in Notre Dame's next contest, a 5-2 win at Northeastern (Nov. 12).

Gilbert's Career Stats

Season	GP	G	A	Points	Shots	Shot%	Pen-Min	+/-	PPG	SHG	GWG
2015-16	37	2	8	10	54	.037	17-34	+5	1	0	1
2016-17	19	0	7	7	24	.000	5-10	+14	0	0	0
TOTAL	56	2	15	17	78	.026	22-44	+19	1	0	1



#6 Tory Dello

Rr. | D | Crystal Lake, Illinois
Tri-City Storm (USHL)

Career Highs

Goals: 1 (vs. UConn 10/27/16)
Assists: 2 (vs. Holy Cross 11/25/16)
Points: 2 (vs. Holy Cross 11/25/16)
Multi-point games: 1
Point Streak: 2 games
(Oct. 27-28, 2016; 1-1-2)


2016-17 Notes

- Registered his first career point in his first career game by notching an assist on Anders Bjork's game-winning, power-play goal against Arizona State (Oct. 7).

- Notched his first career goal in the 4-2 loss to UConn (Oct. 27).
- Had a career-high two assists in Notre Dame's 5-3 win over Holy Cross in the Shillelagh Tournament.

Dello's Career Stats

Season	GP	G	A	Points	Shots	Shot%	Pen-Min	+/-	PPG	SHG	GWG
2016-17	18	1	5	6	30	.033	15-49	+3	0	0	0
TOTAL	18	1	5	6	30	.033	15-49	+3	0	0	0



#8 Ben Ostlie

Sr. | F | Edina, Minnesota
Omaha Lancers (USHL)

Career Highs

Goals: 1 (2x - at PSU 10/17/15)
Assists: 1 (3x - vs. Western Michigan 1/8/16)
Points: 1 (5x - vs. Western Michigan 1/8/16)
Multi-point games: n/a

2016-17 Notes

Ostlie's Career Stats

Season	GP	G	A	Points	Shots	Shot%	Pen-Min	+/-	PPG	SHG	GWG
2013-14	12	0	0	0	10	.000	3-6	-3	0	0	0
2014-15	24	1	2	3	13	.077	2-4	0	0	0	0
2015-16	27	1	1	2	17	.059	2-4	-5	0	0	0
2016-17	13	0	0	0	5	.000	3-6	-1	0	0	0
TOTAL	76	2	3	5	45	.044	10-20	-9	0	0	0



#9 Dawson Cook

Jr. | F | Cadillac, Michigan
Green Bay Gamblers (USHL)

Career Highs

Goals: 1 (5x - vs. UMass Lowell 11/18/16)
Assists: 1 (4x - vs. UConn 10/28/16)
Points: 1 (9x - vs. UMass Lowell 11/18/16)
Multi-point games: n/a
Point Streak: 2 games
(Nov. 28 - Dec. 4, 2015)

2016-17 Notes

- Scored in Notre Dame's 4-1 win over then No. 4/5 UMass Lowell (Nov. 18).

Cook's Career Stats

Season	GP	G	A	Points	Shots	Shot%	Pen-Min	+/-	PPG	SHG	GWG
2014-15	35	1	1	2	11	.091	4-8	-6	0	0	0
2015-16	32	3	1	4	16	.188	2-4	-2	0	0	1
2016-17	18	1	2	3	22	.045	3-6	+2	0	0	0
TOTAL	85	5	4	9	49	.102	9-18	-6	0	0	1



#10 Anders Bjork

Jr. | F | Mequon, Wisconsin
U.S. National U-18 Team

Career Highs

Goals: 2 (6x - vs. BC 12/10/16)
Assists: 2 (14x - vs. Alaska 12/31/16)
Points: 4 (2x - vs. UConn 10/28/16)
Multi-point games: 21
Point Streak: 10 games
(Nov. 28 - Jan. 23, 2016; 7-8-15)

2016-17 Notes

- Opened the season by scoring two goals and adding an assist in Notre Dame's 9-2 win over Arizona State (Oct. 7).
- The next night against the Sun Devils, posted a career-high four points on two goals and two assists.
- Had the game-winning goal on both wins over Arizona State and was named the Hockey East Player of the Week for his seven-point weekend (Oct. 10).
- Scored a highlight reel goal at Minnesota Duluth (Oct. 14) when he beat the defense and finished with a high wrist shot for his fifth goal of the season.
- Had a pair of assists in Notre Dame's 3-1 win at No. 4 Minnesota Duluth (Oct. 15).
- Posted his second four-point game of the season in Notre Dame's 6-2 win over UConn (Oct. 28), including two goals

and two assists.

- Finished October with 16 points (7-9-17) and was named the Hockey East Player of the Month.
- Had a goal and two assists to lead Notre Dame past Holy Cross, 5-3, in the opening round of the Shillelagh Tournament (Nov. 25).
- Had two third-period goals in Notre Dame's 5-4 loss at UMass (Dec. 2).
- Scored two goals, including the shorthanded game-winning tally, in Notre Dame's comeback win, 3-2, over then No. 3/4 Boston College (Dec. 10).
- Was named the Hockey East Player of the Week on Dec. 12 following his performance against the Eagles.
- Notched two assists in Notre Dame's 5-0 win over Alaska (Dec. 31) and then added a goal and an assist in the 4-0 game two win over the Nanooks (Jan. 1) for a four-point weekend.

Bjork's Career Stats

Season	GP	G	A	Points	Shots	Shot%	Pen-Min	+/-	PPG	SHG	GWG
2014-15	41	7	15	22	74	.095	7-14	-3	1	1	0
2015-16	35	12	23	35	92	.130	4-8	+28	3	0	0
2016-17	19	14	18	32	68	.206	4-8	+15	3	1	4
TOTAL	95	33	56	89	234	.141	15-30	+40	7	2	4



#11 Cal Burke

Fr. | F | Boxborough, Massachusetts
Cedar Rapids RoughRiders (USHL)

Career Highs

Goals: 1 (vs. Alaska 12/31/16)
Assists: 2 (vs. UMass Lowell 11/18/16)
Points: 2 (vs. UMass Lowell 11/18/16)
Multi-point games: 1
Point Streak: --

2016-17 Notes

- Opened his Irish career by notching an assist in the first game of the season, a 9-2 win over Arizona State (Oct. 7).
- Posted his first career multi-point game with two assists in Notre Dame's 4-1 win over UMass Lowell (Nov. 18).

- Scored his first career goal in Notre Dame's 5-0 win over Alaska (Dec. 31).

Burke's Career Stats

Season	GP	G	A	Points	Shots	Shot%	Pen-Min	+/-	PPG	SHG	GWG
2016-17	19	1	4	5	30	.033	3-6	-2	0	0	0
TOTAL	19	1	4	5	30	.033	3-6	-2	0	0	0



#12 Felix Holmberg

Fr. | F | Stockholm, Sweden
AIK J20 (SuperElit)

Career Highs

Goals: --
Assists: --
Points: --
Multi-point games: --
Point Streak: --

2016-17 Notes

- Made his Irish debut in Notre Dame's 9-2 season-opening victory over Arizona State (Oct. 7)
- Holmberg is the fifth European to play for the Irish and the third from Stockholm, Sweden (Calle Ridderwall was the last from 2077-11).

Holmberg's Career Stats

Season	GP	G	A	Points	Shots	Shot%	Pen-Min	+/-	PPG	SHG	GWG
2016-17	7	0	0	0	4	.000	0-0	0	0	0	0
TOTAL	7	0	0	0	4	.000	0-0	0	0	0	0



#15 Andrew Oglevie

So. | F | Fullerton, California
Cedar Rapids RoughRiders

Career Highs

Goals: 2 (vs. Merrimack 1/15/16)
Assists: 2 (4x - at Northeastern 11/12/16)

Points: 3 (3x - at Northeastern 11/12/16)
Multi-point games: 6
Point Streak: 7 games
(Oct. 14 - Nov. 12, 2016; 4-7-11)

2016-17 Notes


- Opened the season by tying his career-high point total with three (1G, 2A) in Notre Dame's season-opening 92 win over Arizona State.
- Had a power-play goal and an assist in Notre Dame's 4-3 loss at #4 Minnesota Duluth (Oct. 14).
- Added a power-play goal in Notre Dame's 3-1 win at Minnesota Duluth (Oct. 15).
- Had a goal and two assists in Notre

Dame's 5-2 win at Northeastern (Nov. 12).

- Scored the first (and game-winning) goal in Notre Dame's 3-0 win at UMass (Dec. 3).
- Scored the game-tying goal in Notre Dame's 3-2 comeback win over then No. 3/4 Boston College (Dec. 10).
- Had a power-play goal to put the Irish up 3-0 in Notre Dame's 5-0 win over Alaska (Dec. 31).

Oglevie's Career Stats

Season	GP	G	A	Points	Shots	Shot%	Pen-Min	+/-	PPG	SHG	GWG
2015-16	31	5	4	9	59	.085	4-8	+9	0	0	2
2016-17	19	9	11	20	67	.134	1-2	+9	4	0	1
TOTAL	50	14	15	29	126	.111	5-10	+18	4	0	3



#16 Connor Hurley

Jr. | F | Edina, Minnesota
Green Bay Gamblers (USHL)

Career Highs

Goals: 1 (11x - vs. UConn 10/28/16)
Assists: 3 (vs. UConn 11/1/15)
Points: 3 (2x - vs. Arizona State 10/8/16)
Multi-point games: 12
Point Streak: 3 games
(Oct. 18-25, 2014; 1-4-5)

2016-17 Notes

- Opened the season with a two assist game against Arizona State (Oct. 7).
- Followed with a goal and an two assists in game two versus the Sun Devils (Oct. 8), tying his career high with three points in the game.
- Had a goal and an assist in Notre Dame's 6-2 win over UConn (Oct. 28).
- Scored the opening goal and added an assist in Notre Dame's 5-3 win over Holy Cross in the Shillelagh Tournament (Nov. 25).

Hurley's Career Stats

Season	GP	G	A	Points	Shots	Shot%	Pen-Min	+/-	PPG	SHG	GWG
2014-15	41	4	10	14	59	.068	3-6	+5	0	0	1
2015-16	36	6	12	18	56	.107	5-10	+7	2	0	0
2016-17	17	4	12	16	25	.160	10-20	+5	0	0	1
TOTAL	94	14	34	48	140	.100	18-36	+17	2	0	2



#17 Peter Mark

Jr. | D | Minneapolis, Minn.
Saint Thomas Academy

Career Highs

Goals: --
Assists: --
Points: --
Multi-point games: --
Point Streak: --

2016-17 Notes

- Joined the Irish for the 2016-17 season after playing the previous two seasons with Notre Dame's club team.

Mark's Career Stats



#18 Jake Evans

Jr. | F | Toronto, Ontario
St. Michael's Buzzers (OJHL)

Career Highs

Goals: 2 (2x - at UMass 12/3/16)
Assists: 3 (2x - vs. Minnesota 11/6/15)
Points: 3 (5x - at Northeastern 11/12/16)
Multi-point games: 15
Point Streak: 6 games
(Jan. 8-23, 2016; 3-7-10)

2016-17 Notes

- Had a two assist game at No. 4 Minnesota Duluth (Oct. 14).
- Scored his first career shorthanded goal in Notre Dame's 3-3 overtime tie with Penn State (Oct. 21).
- Had a goal and two assists in Notre Dame's 5-2 win at Northeastern (Nov. 12).
- Scored the second and third (empty net) goals in Notre Dame's 3-0 win at UMass (Dec. 3).

Evans' Career Stats

Season	GP	G	A	Points	Shots	Shot%	Pen-Min	+/-	PPG	SHG	GWG
2014-15	41	7	10	17	63	.111	11-22	+4	1	0	1
2015-16	37	8	25	33	55	.145	9-29	+15	4	0	1
2016-17	19	6	12	18	46	.130	10-31	+12	1	1	0
TOTAL	97	21	47	68	164	.128	30-82	+31	6	1	2



#19 Mike O'Leary

Fr. | F | Halifax, Nova Scotia
Dubuque Fighting Saints (USHL)

Career Highs

Goals: --
Assists: --
Points: --
Multi-point games: --

2016-17 Notes

- Made his Notre Dame Debut on Oct. 7 versus Arizona State.

O'Leary's Career Stats

Season	GP	G	A	Points	Shots	Shot%	Pen-Min	+/-	PPG	SHG	GWG
2016-17	16	0	0	0	11	.000	5-18	0	0	0	0
TOTAL	16	0	0	0	11	.000	5-18	0	0	0	0



#21 Joe Wegwerth

So. | F | Brewster, New York
Cedar Rapids RoughRiders

Career Highs

Goals: 2 (vs. Penn State 10/22/16)
Assists: 1 (7x - vs. Alaska 1/11/17)
Points: 2 (vs. Penn State 10/22/16)
Multi-point games: 1
Point Streak: 2 games
(Nov. 28 - Dec. 4, 2015)

2016-17 Notes

- Posted his first career two-goal game against Penn State (Oct. 22), when he scored a pair of power-play goals.
- Added a power-play goal in Notre Dame's 6-2 win over UConn (Oct. 28).

Wegwerth's Career Stats

Season	GP	G	A	Points	Shots	Shot%	Pen-Min	+/-	PPG	SHG	GWG
2015-16	30	1	3	4	29	.034	9-18	-4	0	0	0
2016-17	18	4	4	8	30	.133	6-12	+3	3	0	0
TOTAL	48	5	7	12	59	.085	15-30	-1	3	0	0



#22 Andrew Peeke

Fr. | D | Parkland, Florida
Green Bay Gamblers (USHL)

Career Highs

Goals: 1 (at Northeastern 11/12/16)
Assists: 1 (3x - vs. Alaska 1/1/17)
Points: 2 (at UMass 12/2/16)
Multi-point games: 2
Point Streak: --

2016-17 Notes

- Made his Notre Dame Debut on Oct. 7 versus Arizona State.
- Notched his first career point with an assist in Notre Dame's 6-2 win over UConn (Oct. 28).
- Scored his first career goal in Notre

Dame's 5-2 win at Northeastern (Nov. 12).

- Had the game-winning goal and added an assist for his first career multi-point game in Notre Dame's 4-1 win over then fifth-ranked UMass Lowell (Nov. 18).
- Notched a goal and an assist in the third period of Notre Dame's 5-4 loss at UMass (Dec. 2).

Peeke's Career Stats

Season	GP	G	A	Points	Shots	Shot%	Pen-Min	+/-	PPG	SHG	GWG
2016-17	19	3	4	7	28	.107	4-8	+5	0	0	1
TOTAL	19	3	4	7	28	.107	4-8	+5	0	0	1



#23 Luke Novak
Fr. | F | Waukesha, Wis.
New Jersey Hitmen (USPHL)

Career Highs

Goals: --
Assists: --
Points: --
Multi-point games: --
Point Streak: --

2016-17 Notes

Novak's Career Stats



#24 Luke Ripley
Jr. | D | Kitimat, British Columbia
Powell River Kings (BCHL)

Career Highs

Goals: 1 (3x - vs. Northeastern 3/12/16)
Assists: 1 (12x - at Providence 2/19/16)
Points: 1 (15x - vs. Northeastern 3/12/16)
Multi-point games: n/a
Point Streak: 3 games
(Jan. 31-Feb. 7, 2015; 0-3-3)

2016-17 Notes

Ripley's Career Stats

Season	GP	G	A	Points	Shots	Shot%	Pen-Min	+/-	PPG	SHG	GWG
2014-15	42	2	6	8	32	.062	15-30	+4	0	0	1
2015-16	37	1	6	7	40	.025	18-47	+12	0	0	0
2016-17	17	0	0	0	9	.000	10-20	-4	0	0	0
TOTAL	96	3	12	15	81	.037	43-97	+12	0	0	1



#25 Dylan Malmquist

So. | F | Edina, Minnesota
Edina HS

Career Highs

Goals: 2 (2x - vs. Alaska 12/31/16)
Assists: 2 (4x - vs. Alaska 1/1/17)
Points: 3 (3x - at Minnesota Duluth 10/15/16)
Multi-point games: 7
Point Streak: 2 games
(six times, active streak)

2016-17 Notes

- Had a five-point opening series versus Arizona State, including a goal and an assist in game one (Oct. 7) and a goal and two assists in game two (Oct. 8).
- Had a goal and two assists to lead the Irish to a 3-1 win at fourth-ranked Minnesota Duluth (Oct. 15).
- Notched two goals, including the game winner, in Notre Dame's 5-0 win over Alaska (Dec. 31) and then added two assists in the 4-0 game two win over the Nanooks (Jan. 1) for a four-point weekend.

Malmquist's Career Stats

Season	GP	G	A	Points	Shots	Shot%	Pen-Min	+/-	PPG	SHG	GWG
2015-16	36	11	6	17	59	.186	7-25	+9	2	0	2
2016-17	19	5	11	16	31	.161	6-12	+7	2	0	1
TOTAL	55	16	17	33	90	.178	13-37	+16	4	0	3



#26 Cam Morrison

Fr. | F | Aurora, Ontario
Youngstown Phantoms (USHL)

Career Highs

Goals: 1 (4x - vs. Holy Cross 11/25/16)
Assists: 2 (vs. Arizona State 10/7/16)
Points: 2 (4x - vs. Alaska 12/31/16)
Multi-point games: 4
Point Streak: 2 games
(Oct. 28 - Nov. 12, 2016; 2-1-3)

2016-17 Notes

- Posted two assists in his first career game, a 9-2 Notre Dame win over Arizona State (Oct. 7).
- Scored his first career goal and added an assist for a two point game in a 4-3

- Scored a goal in Notre Dame's 6-2 win over UConn (Oct. 28).
- Had the game-winning goal (first of his career) and added an assist in Notre Dame's 5-2 comeback win at Northeastern (Nov. 12).
- Notched a goal and an assist in Notre Dame's 5-0 win over Alaska (Dec. 31).

Morrison's Career Stats

Season	GP	G	A	Points	Shots	Shot%	Pen-Min	+/-	PPG	SHG	GWG
2016-17	19	5	7	12	41	.122	4-8	+5	2	0	1
TOTAL	19	5	7	12	41	.122	4-8	+5	2	0	1



#27 Bobby Nardella

So. | D | Rosemont, Illinois
Tri-City Storm (USHL)

Career Highs

Goals: 2 (vs. Arizona State 10/7/16)
Assists: 2 (4x - at New Hampshire 1/22/16)
Points: 3 (3x - at UMass 12/2/16)
Multi-point games: 7
Point Streak: 6 games
(Jan. 2-23; 2-10-12)

2016-17 Notes

- Opened the season with a career-high two goals in Notre Dame's 9-2 win over Arizona State (Oct. 7).
- Had a goal and two assists in the third period of Notre Dame's 5-4 loss at UMass (Dec. 2).

Nardella's Career Stats

Season	GP	G	A	Points	Shots	Shot%	Pen-Min	+/-	PPG	SHG	GWG
2015-16	35	4	20	24	69	.058	9-18	+9	1	0	1
2016-17	19	4	9	13	54	.074	7-22	+8	2	0	0
TOTAL	54	8	29	37	123	.065	16-40	+17	3	0	1



#28 Jack Jenkins

So. | F | Lake Bluff, Illinois
 Fargo Force (USHL)

Career Highs

Goals: 1 (4x - vs. Alaska 1/1/17)
Assists: 1 (vs. Western Michigan 1/8/16)
Points: 1 (7x - vs. Alaska 1/1/17)
Multi-point games: n/a
Point Streak: 2 games
(Feb. 12-13, 2016; 1-1-2)

2016-17 Notes

- Notched his first goal of the season in Notre Dame's 6-2 win over UConn (Oct. 28).
- Scored the game winner in Notre Dame's 4-0 win over Alaska (Jan. 1), his

second career game winner.

Jenkins' Career Stats

Season	GP	G	A	Points	Shots	Shot%	Pen-Min	+/-	PPG	SHG	GWG
2015-16	28	2	2	4	28	.071	1-2	-1	0	0	1
2016-17	15	2	1	3	34	.059	0-0	-4	0	0	1
TOTAL	43	4	3	7	62	.065	1-2	-5	0	0	2



#29 Bo Brauer
 Jr. | F | Edina, Minnesota
 Naniamo Clippers (BCHL)

Career Highs

Goals: 2 (vs. Arizona State 10/7/16)
 Assists: n/a
 Points: 2 (vs. Arizona State 10/7/16)
 Multi-point games: 1
 Point Steak: n/a

2016-17 Notes

- Scored the first two goals of his career in Notre Dame's season-opening 9-2 win over Arizona State (Oct. 7).

Brauer's Career Stats

Season	GP	G	A	Points	Shots	Shot%	Pen-Min	+/-	PPG	SHG	GWG
2014-15	2	0	0	0	1	.000	1-2	0	0	0	0
2015-16	1	0	0	0	-	-	0-0	0	0	0	0
2016-17	8	2	0	2	6	.333	2-12	+1	1	0	0
TOTAL	11	2	0	2	-	-	3-14	+1	1	0	0



#32 Cale Morris

Fr. | G | Larkspur, Colorado
Waterloo Black Hawks (USHL)

Career Highs

Saves: 7 (vs. Arizona State 10/7/16)
Goals Against: 1
Shutouts: n/a

2016-17 Notes

- Made his first career appearance in Notre Dame's season-opening 9-2 win over Arizona State (Oct. 7) when he played the third period.

Morris' Career Stats

Goalie	GP-GS	Minutes	GA	GAAvg	Saves	Save%	W	L	T	Sho	PPG	SHG
2016-17	1-0	19:43	1	3.04	7	.875	0	0	0	0.0	0	0
TOTAL	1-0	19:43	1	3.04	7	.875	0	0	0	0.0	0	0

Cale Morris 2016-17 Game-by-Game

Date	Opponent	Score	Minutes	GA	GAAvg	Saves	Save%	W	L	T	PP	SH	EN	PN	SO
Oct 07, 2016	ARIZONA STATE	9-2	19:43	1	3.04	7	.875	0	0	0	0	0	0	0	0
Totals			19:43	1	3.04	7	.875	0	0	0	0	0	0	0	0



#33 Chad Katunar

Sr. | G | Victoria, British Columbia
Penticton Veeps (BCHL)

Career Highs

Saves:
- 35 (vs. Union 11/28/14)
Assists: n/a
Goals Against: 5 (at UMass 12/5/14)
Shutouts: n/a

2016-17 Notes

- Along with Andy Ryan, one of the team's two representatives on the Student-Athlete Advisory Committee.
- Made his season debut by playing the final 6:08 of Notre Dame's 4-1 loss to eighth-ranked Harvard (Nov. 27), turning aside all three shots he faced.

Katunar's Career Stats

Goalie	GP-GS	Minutes	GA	GAAvg	Saves	Save%	W	L	T	Sho	PPG	SHG
2013-14	5-3	178:03	7	2.36	52	.881	2	1	0	0.0	2	0
2014-15	15-11	737:08	37	3.01	329	.899	5	3	2	0.0	8	2
2015-16	2-0	13:37	0	0.00	4	1.000	0	0	0	0.0	0	0
TOTAL	22-14	928:48	44	2.84	385	.897	7	4	2	0.0	10	2



#40 Cal Petersen

Jr. | G | Waterloo, Iowa
Waterloo Black Hawks (USHL)

Career Highs

Saves:

- 87 (L, 4-3 in 5 OT vs. UMass 3/6/15)*
- 55 (W, 3-1 vs. BC 2/28/15)
- 49 (T, 1-1 at Denver 1/1/16)
- 44 (W, 3-2 at BU 2/21/15)

* - NCAA Record

Assists: n/a

Goals Against: 6

- at UMass Lowell (3/15/15)
- vs. Northeastern (3/12/16)

Shutouts: 9

1. vs. Niagara | 10/25/14 (23 saves)
2. at UMass | 12/6/14 (14 saves)
3. vs. Providence College | 2/13/15 (38 saves)
4. vs. UMass | 3/8/15 (23 saves)
5. vs. Boston University | 2/27/16 (39 saves)
6. vs. Northeastern | 11/13/16
(16 saves in a two-period game)
7. at UMass | 12/3/16 (22 saves)
8. vs. Alaska | 12/31/16 (34 saves)
9. vs. Alaska | 1/1/17 (21 saves)

2016-17 Notes

- Stopped 27 of the 28 shots he faced in Notre Dame's 3-1 win at fourth-ranked Minnesota Duluth (Oct. 15).
- Made 29 saves in Notre Dame's 3-3 overtime tie with Penn State (Oct. 21).
- Stopped all 16 shots he faced in Notre Dame's two period tie with Northeastern (Nov. 13) to record his sixth career shutout.
- Made a then season-high 31 saves against UMass Lowell (Nov. 17).

- Stopped all 22 shots he faced to post his second shutout of the season and the seventh of his career in Notre Dame's 3-0 win at UMass (Dec. 3).
- Made a season-high 34 saves in Notre Dame's 5-0 win over Alaska for his eighth-career shutout (Dec. 31).
- Followed that up by stopping all 21 shots he faced in game two versus Alaska (Jan. 1) for his first career back-to-back shutouts.
- Named the Hockey East Co-Defensive Player of the Week following the shutouts against the Nanooks (Jan. 2).

Cal Petersen 2016-17 Game-by-Game

Date	Opponent	Score	Minutes	GA	GAAvg	Saves	Save%	W	L	T	PP	SH	EN	PN	SO
Oct 07, 2016	ARIZONA STATE	9-2	39:41	1	1.51	10	.909	1	0	0	0	0	0	0	0
Oct 08, 2016	ARIZONA STATE	4-2	59:34	2	1.81	23	.917	2	0	0	1	0	0	0	0
Oct 14, 2016	at Minnesota Duluth	3-4	58:26	4	2.66	28	.897	2	1	0	1	0	0	0	0
Oct 15, 2016	at Minnesota Duluth	3-1	59:25	1	2.21	27	.917	3	1	0	0	0	0	0	0
Oct 21, 2016	PENN STATE	3-3	64:39	3	2.34	29	.914	3	1	1	1	0	0	0	0
Oct 22, 2016	PENN STATE	2-3	61:17	3	2.45	30	.913	3	2	1	0	0	0	0	0
Oct 27, 2016	UCONN	2-4	59:21	3	2.53	21	.908	3	3	1	1	0	0	0	0
Oct 28, 2016	UCONN	6-2	60:00	2	2.47	30	.912	4	3	1	1	0	0	0	0
Nov 12, 2016	at Northeastern	5-2	60:00	2	2.41	23	.913	5	3	1	2	0	0	0	0
Nov 13, 2016	at Northeastern	0-0	39:52	0	2.24	16	.919	5	3	2	0	0	0	0	0
Nov 17, 2016	UMASS LOWELL	1-4	59:50	3	2.31	31	.918	5	4	2	0	0	0	0	0
Nov 18, 2016	UMASS LOWELL	4-1	60:00	1	2.20	21	.920	6	4	2	0	0	0	0	0
Nov 25, 2016	HOLY CROSS	5-3	59:49	3	2.26	17	.916	7	4	2	1	0	0	0	0
Nov 26, 2016	CLARKSON	0-2	59:23	2	2.25	25	.917	7	5	2	0	0	0	0	0
Dec 2, 2016	at Massachusetts	4-5	59:28	5	2.44	19	.909	7	6	2	3	0	0	0	0
Dec 3, 2016	at Massachusetts	3-0	59:56	0	2.28	22	.914	8	6	2	0	0	0	0	0
Dec 10, 2016	BOSTON COLLEGE	3-2	60:00	2	2.26	15	.913	9	6	2	2	0	0	0	0
Dec 31, 2016	ALASKA	5-0	60:00	0	2.13	34	.919	10	6	2	0	0	0	0	0
Jan 01, 2017	ALASKA	4-0	59:56	0	2.02	21	.923	11	6	2	0	0	0	0	0
Totals			1100:37	37	2.02	442	.923	11	6	2	13	0	0	0	0

Petersen's Career Stats

Goalie	GP-GS	Minutes	GA	GAAvg	Saves	Save%	W	L	T	Sho	PPG	SHG
2014-15	33-31	1891:36	79	2.51	892	.919	13	16	3	4.0	19	2
2015-16	37-37	2231:52	82	2.20	1049	.927	19	11	7	1.0	22	0
2016-17	19-19	1100:37	37	2.02	442	.923	11	6	2	4.0	13	0
TOTAL	89-87	5224:05	198	2.27	2383	.923	43	33	12	9.0	54	2

Notre Dame's Career Goaltending Records

Goals-Against Average

1. Jordan Pearce (2005-09)	1.98
2. Steven Summerhays (2010-14)	2.19
3. Cal Petersen (2014-)	2.27
4. David Brown (2003-07)	2.32
5. Mike Johnson (2009-13)	2.62
6. Morgan Cey (2001-05)	2.79

Save Percentage

1. Cal Petersen (2014-)	.923
2. Jordan Pearce (2005-09)	.918
3. David Brown (2003-07)	.916
4. Steven Summerhays (2010-14)	.914
5. Morgan Cey (2001-05)	.912
6. Mike Johnson (2009-13)	.901

Saves

1. Lance Madson (1986-90)	3,519
2. Morgan Cey (2001-05)	3,146
3. Matt Eisler (1994-98)	2,892
4. Dick Tomasoni (1968-72)	2,756

5. Lee Moher (1974-78)	2,730
6. David Brown (2003-07)	2,662
7. Dave Laurion (1978-82)	2,600
8. Bob McNamara (1979-83)	2,577
9. Mark Kronholm (1970-74)	2,566
10. Greg Louder (1990-94)	2,494
-- Cal Petersen (2014-)	2,383

Minutes Played

1. Lance Madson (1986-90)	6,900:19
2. Morgan Cey (2001-05)	6,465:04
3. David Brown (2003-07)	6,326:14
4. Matt Eisler (1994-98)	6,276:30
5. Steven Summerhays (2010-14)	5,910:45
6. Greg Louder (1990-94)	5,521:56
7. Jordan Pearce (2005-09)	5,506:02
8. Dave Laurion (1978-82)	5,485:00
9. Mike Johnson (2009-13)	5,390:42
10. Dick Tomasoni (1968-72)	5,240:00
-- Cal Petersen (2014-)	5,224:05

Shutouts

1. Steven Summerhays (2010-14)	13
2. David Brown (2003-07)	12
2. Jordan Pearce (2005-09)	12
4. Cal Petersen (2014-)	9
5. Morgan Cey (2001-05)	6
6. Mark Kronholm (1970-74)	4

Notre Dame's Single-Season Goaltending Records

Goals-Against Average

1. David Brown (2006-07)	1.58
2. Jordan Pearce (2008-09)	1.68
3. Steven Summerhays (2012-13)	2.01
Steven Summerhays (2013-14)	2.01
5. Jordan Pearce (2007-08)	2.04
6. Cal Petersen (2015-16)	2.20
7. David Brown (2003-04)	2.32

Save Percentage

1. Jordan Pearce (2008-09)	.9312
2. David Brown (2006-07)	.9305
3. Cal Petersen (2015-16)	.927
4. David Brown (2003-04)	.925
5. Morgan Cey (2003-04)	.924

Saves

1. Lance Madson (1988-89)	1,288
2. Mark Kronholm (1973-74)	1,113
3. Morgan Cey (2002-03)	1,054
4. Cal Petersen (2015-16)	1,049
5. Mark Kronholm (1972-73)	980
6. Lance Madson (1989-90)	968
7. Greg Louder (1990-91)	935
8. Morgan Cey (2001-02)	927
9. Jordan Pearce (2007-08)	925
10. Steven Summerhays (2013-14)	912

Percent of Team Minutes Played

1. Cal Petersen (2015-16)	98.6%
2. Greg Louder (1990-91)	98.3%
3. Morgan Cey (2002-03)	97.9%
4. Jordan Pearce (2008-09)	96.2%

Minutes Played

1. Jordan Pearce (2007-08)	2,558
2. David Brown (2006-07)	2,390
3. Jordan Pearce (2008-09)	2,326
4. Steven Summerhays (2013-14)	2,234
5. Cal Petersen (2015-16)	2,231
6. Lance Madson (1988-89)	2,213
7. Forrest Karr (1998-99)	2,161
8. Morgan Cey (2002-03)	2,136
9. Mike Johnson (2010-11)	2,087
10. Steven Summerhays (2012-13)	2,086