



NOTRE DAME

FOOTBALL



GAME ONE

TEMPLE OWLS

GAME INFORMATION

	Saturday, September 2 3:30 p.m. ET	Notre Dame Stadium New Capacity TBA // FieldTurf
	NBC (national) NBCSports.com NBC Sports Live Extra app	Mike Tirico (play-by-play) Doug Flutie (analysis) Kathryn Tappen (sideline) Rob Hyland (producer) Pierre Moosa (director)
	IMG College Sports (117 affiliates) SiriusXM (Channel 129) 96.1 FM, 101.5 FM & 960 AM (South Bend)	Don Criqui (play-by-play) Allen Pinkett (analysis) Tony Castricone (pre- and post-game) Jack Nolan (interviews)
	UND.com/tickets	Notre Dame Ticket Exchange powered by VividSeats.com

THE SERIES

All-Time	ND Leads 2-0	Last: 24-20 ND (Oct. 31, 2015 at Temple)
At ND	ND Leads 1-0	Last: 28-6 ND (August 31, 2013)

THE COACHES

	Head Coach	At School	Overall	vs. Opponent
ND	Brian Kelly	59-31 (eighth year)	230-88-2 (27th year)	2-0
TU	Geoff Collins	0-0 (first year)	0-0 (first year)	0-0

WHAT'S INSIDE

2	Covering the Irish
3	Depth Chart
4	Alphabetical Roster
5	Numerical Roster & Pronunciations
6-10	Game Notes
11	On This Date
11	Irish in the NFL
12	Temple Owls
12	Irish Connections
12	Irish vs. The American
13	Top 25 Polls
13	Opponent Update
14	Brian Kelly
15	The Record When...
16	Player Honors & Awards
16	Starter Sheet & Career Starts
17-22	Player Mini-Bios
23-25	The Last Time

WHAT'S INSIDE

26	2016 Team Statistics
27-30	2016 Individual Season & Career Stats
31	2016 Team Game-by-Game Stats
32	2016 Opponent Game-by-Game Stats
33	2016 Team Game-by-Game Comparison
34	2016 Game Highs
35	2016 Conversions & Time of Possession
36	2016 Red Zone Stats
37-38	2016 Game-by-Game Participation
39	2016 Game-by-Game Passing
40	2016 Game-by-Game Rushing & Receiving
40	2016 Game-by-Game Returns
41	2016 Game-by-Game Tackles & TFLs
42	2016 Sacks & Game-by-Game Fumbles
43	2016 NCAA Team Ranking Summary
44	2016 NCAA Individual Ranking Summary

2017 SCHEDULE

Date	ND Rk	Opp Rk	Opponent	Location	TV	Time/Score
Sep. 2	RV/RV	--/RV	Temple	Notre Dame, IN		3:30 p.m.
Sep. 9		15/15	Georgia	Notre Dame, IN		7:30 p.m.
Sep. 16			at Boston College	Chestnut Hill, MA		Noon
Sep. 23			at Michigan State	East Lansing, MI		8 p.m.
Sep. 30			Miami (Ohio)	Notre Dame, IN		5 p.m.
Oct. 7			at North Carolina	Chapel Hill, NC		TBA
Oct. 21		4/4	USC	Notre Dame, IN		7:30 p.m.
Oct. 28		RV/RV	NC State	Notre Dame, IN		3:30 p.m.
Nov. 4			Wake Forest	Notre Dame, IN		3:30 p.m.
Nov. 11		18/18	at Miami (Fla.)	Miami Gardens, FL		TBA
Nov. 18			Navy	Notre Dame, IN		3:30 p.m.
Nov. 25		14/14	at Stanford	Stanford, CA		TBA

Rankings: AP/Coaches (current for upcoming opponents, at time of game for past opponents) | All times Eastern

COUNTDOWN TO KICKOFF

43	Notre Dame has played 43 games decided by eight points or less since the arrival of Brian Kelly. The Irish went 2-5 in the first seven such games under Kelly, but have since gone 21-15.
21	Notre Dame used 21 players in their first year of eligibility last season, including 14 true freshmen (most in the Brian Kelly era).
17	Notre Dame saw 17 players, including five true freshmen, earn their first career starts in 2016.
10	Notre Dame's freshman class counts 10 members in the Tom Lemming Top 300 for the signing class of 2017: Brock Wright, Cole Kmet, Robert Hainsey, Avery Davis, Josh Lugg, Aaron Banks, David Adams, Darnell Ewell, Dillon Gibbons and C.J. Holmes.
9	Equanimeous St. Brown, Notre Dame's leading receiver in 2016, had nine TD grabs last season. That total ranked sixth in the nation among sophomores and freshmen.
8	Eight Notre Dame players have been named to watch lists for the 2017 campaign (in addition to three on the Wuerffel Trophy watch list). See page 16 for a full list of honors and awards.
7	Notre Dame has seven regular-season home games on the schedule for the first time since 2010. It marks the first time since the 2011 campaign without an official Shamrock Series game and the first time since 2007 Notre Dame will not play a single neutral-site game.
6	Six new assistant coaches will be on the Notre Dame sideline this fall, with two of those returning to South Bend. The new members of Brian Kelly's staff include: Mike Elko, Chip Long, Brian Polian, Clark Lea, Del Alexander and Tom Rees. For a full breakdown of the new staff, see page seven.
5	Leading returning rusher Josh Adams found the endzone five times last year while rushing for 933 yards during his sophomore campaign. Adams, who owns the Notre Dame record for rushing yards as a freshman, enters 2017 with 1,768 career yards, 527 yards shy of cracking Notre Dame's career top-10 list.
4	After returning the opening kick for a 92-yard TD versus Army last season, C.J. Sanders became the fourth player in the FBS with multiple kickoff returns for a score.
3	Against Virginia Tech in 2016, Notre Dame lost for just the third time under Brian Kelly when not committing a turnover.
2	Josh Adams is the only running back in school history with at least 800 yards rushing in each of his first two seasons.
1	For the first time since Brian Kelly's first season at Notre Dame in 2010, the Irish enter a season without a single returning start at quarterback on the roster.
0	Notre Dame has not had an empty seat for a home game since 1973. The 255-game sellout streak is the second-longest in NCAA history.

COACHING STAFF GAMEDAY LOCATIONS		
Coach	Position	Location
Brian Kelly	Head Coach	Sideline
Mike Elko	Defensive Coordinator	Press Box
Chip Long	Offensive Coordinator	Sideline
Mike Elston	Defensive Line	Sideline
Autry Denson	Running Backs	Sideline
Harry Hiestand	Offensive Line	Sideline
Todd Lyght	Defensive Backs	Sideline
Brian Polian	Special Teams Coordinator	Sideline
Clark Lea	Linebackers	Sideline
Del Alexander	Wide Receivers	Sideline
Tom Rees	Quarterbacks	Press Box

FIGHTING IRISH MEDIA COMMUNICATIONS STAFF		
Director of Football Media Relations	Michael Bertsch	Email mbertsch1@nd.edu
		Office 574-631-8642
		Cell 574-532-4154
Assistant Director Secondary Football Baseball	Michael Scholl	Email mscholl@nd.edu
		Office 574-631-4780
		Cell 574-876-6248
Assistant Director Credentialing Women's Lacrosse Swimming & Diving	Leigh Torbin	Email ltorbin@nd.edu
		Office 574-631-9471
		Cell 407-325-5703
Director of Communications Hockey Women's Golf	Dan Colleran	Email dcollera@nd.edu
		Office 574-631-7519
Associate Director Men's Basketball Rowing	Alan Wasielewski	Email awasiele@nd.edu
		Office 574-631-8458
Associate Director Women's Basketball Men's Golf	Josh Bates	Email jbbates2@nd.edu
		Office 574-631-6453
Assistant Director Volleyball Men's Lacrosse Secondary Men's Basketball	Robby Hamman	Email rhamman@nd.edu
		Office 574-631-8032
Assistant Director Women's Soccer Cross Country/Track & Field Secondary Women's Basketball	Megan Golden	Email mgolden@nd.edu
		Office 574-631-2664
Assistant Director Football Gameday Magazine Fencing Men's & Women's Tennis	Joanne Norell	Email jnorell@nd.edu
		Office 574-631-3397
Assistant Director Men's Soccer Softball	Tony Jones	Email ajones25@nd.edu
		Office 574-631-1762
Senior Admin. Assistant	Carol Copley	Email ccopley1@nd.edu
		Office 574-631-7516

UND.COM/PRESSBOX

In an effort to move toward an environmentally friendly press box, the majority of gameday media materials will be available digitally at UND.com/pressbox. This includes weekly game notes from both teams, game statistics, postgame notes, press conference transcripts from both coaches and audio recordings of postgame interviews with Notre Dame student-athletes. Flip cards will be provided to all media, but paper copies of any other material must be requested in-person at the press box copy room.

ISBAN AUDITORIUM

The Isban Auditorium is located in the Guglielmino Athletics Complex, northeast of the Joyce Center and directly north of the LaBar Practice Complex. Access to the auditorium is through the main entrance on the west side of "The Gug". Parking is available in the Baseball Lot, just south of the LaBar Practice Complex and Alumni Stadium (soccer).

BRIAN KELLY AVAILABILITY			
Sunday	Recap of previous day's game <i>(No recap after Stanford game)</i>	Time	2-2:30 p.m. ET
		Location	Teleconference
		Notes	Contact Michael Bertsch Archive transcript on UND.com
Monday	None		
Tuesday	Press conference preview of upcoming game	Time	Noon ET
		Location	Isban Auditorium Guglielmino Athletics Complex
		Notes	Video and transcript archive on UND.com . Satellite available. Coordinates: Galaxy 19 C; Transponder: 2 Slot # 1, 6MHz; Symbol Rate: 3.9787; Data Rate: 5.500; FEC: 3/4; Downlink: 3725 - Vertical (Available from 11:45 a.m.-12:45 p.m. ET)
Wednesday	ACC Teleconference <i>(ONLY if the week's opponent is an ACC member)</i>	Time	10:20 a.m. ET
		Location	Teleconference
		Notes	Contact ACC for details
Thursday	Post-Practice Press Conference	Time	Approx. 6:30 p.m. ET
		Location	Isban Auditorium Guglielmino Athletics Complex
		Notes	Video archive on UND.com
Friday	None		
Saturday	Post-Game Press Conference	Notes	Video and transcript archive on UND.com

STUDENT-ATHLETE AVAILABILITY			
Wednesday	Select Players Press Conference	Time	Noon ET
		Location	Isban Auditorium Guglielmino Athletics Complex
		Notes	Video archive on UND.com
Wednesday	Post-Practice Player Interviews	Time	Approx. 6:45 p.m. ET
		Location	Isban Auditorium Guglielmino Athletics Complex
		Notes	Requests submitted to Michael Bertsch by 5 p.m. Sunday
Saturday	Post-Game Press Conference	Notes	Audio archive on UND.com/pressbox

NOTRE DAME OFFENSE

Pos.	No.	Name	Ht.	Wt.	Cl./Elg.	2017 GP-GS
WR	6	**EQUANIMEOUS ST. BROWN	6-5	203	Jr./3	
	83	*Chase Claypool	6-4 ¾	228	So./2	
or	81	*Miles Boykin	6-4	225	Jr./2	
WR	11	Freddy Canteen	6-0	194	Gr./3	
or	10	*Chris Finke	5-9 ½	181	Jr./2	
	25	Jafar Armstrong	6-0 ¾	214	Fr./1	
LT	68	***MIKE MCGLINCHEY	6-8	315	Gr./4	
	74	Liam Eichenberg	6-6	300	So./1	
LG	56	**QUENTON NELSON	6-5	330	Sr./3	
	76	Josh Lugg	6-7	300	Fr./1	
C	53	**SAM MUSTIPHER	6-2 ½	305	Sr./3	
	57	Trevor Ruhland	6-4	302	Jr./2	
RG	71	**ALEX BARS	6-6	312	Sr./3	
	70	** Hunter Bivin	6-6	315	Gr./4	
RT	78	Tommy Kraemer	6-6	314	So./1	
	72	Robert Hainsey	6-5	290	Fr./1	
TE	80	***DURHAM SMYTHE	6-5 ½	257	Gr./4	
	86	*Alizé Mack	6-4 ¾	251	Jr./3	
	82	**Nic Weishar	6-4 ¾	243	Sr./3	
or	89	Brock Wright	6-4 ½	254	Fr./1	
or	84	Cole Kmet	6-5 ½	256	Fr./1	
WR	15	Cam Smith	5-10 ½	202	Gr./4	
	3	**C.J. Sanders	5-8	181	Jr./3	
or	87	Michael Young	5-10	190	Fr./1	
QB	7	*Brandon Wimbush	6-1 ¾	228	Jr./2	
	12	Ian Book	6-0 ½	208	So./1	
	4	*Montgomery VanGorder	6-1 ¾	222	Sr./3	
RB	33	**JOSH ADAMS	6-2 ½	225	Jr./3	
	2	*Dexter Williams	5-11	215	Jr./3	
or	34	Tony Jones Jr.	5-11	225	So./1	

NOTRE DAME DEFENSE

Pos.	No.	Name	Ht.	Wt.	Cl./Elg.	2017 GP-GS
DE	9	*Daelin Hayes	6-3 ¾	258	So./2	
or	98	***ANDREW TRUMBETTI	6-4	263	Sr./4	
	42	Julian Okwara	6-4 ½	240	So./2	
DT	55	**Jonathan Bonner	6-3 ¾	291	Sr./3	
	95	Myron Tagovailoa-Amosa	6-2 ½	293	Fr./1	
	97	Micah Dew-Treadway	6-4 ½	305	Jr./2	
NG	99	**JERRY TILLERY	6-6 ¾	306	Jr./3	
	41	Kurt Hinish	6-1 ¾	298	Fr./1	
	77	Brandon Tiassum	6-4	305	Jr./2	
DE	93	*Jay Hayes	6-3 ¾	290	Sr./4	
or	98	***ANDREW TRUMBETTI	6-4	263	Sr./4	
	53	Khalid Kareem	6-4	266	So./2	
	91	Adetokunbo Ogundeji	6-4 ¾	256	So./1	
BUCK	48	***Greer Martini	6-3 ¾	236	Sr./4	
or	4	*TE'VON CONEY	6-1 ½	240	Jr./3	
MIKE	5	***NYLES MORGAN	6-1	235	Sr./4	
	44	Jamir Jones	6-3 ¾	240	So./1	
ROV	23	***DRUE TRANQUILL	6-2	231	Sr./4	
	22	*Asmar Bilal	6-2	230	Jr./2	
CB	27	*JULIAN LOVE	5-11	193	So./2	
	20	Shaun Crawford	5-9 ½	176	Jr./2	
	18	*Troy Pride Jr.	5-11 ½	187	So./2	
FS	24	**Nick Coleman	6-0 ½	192	Jr./2	
	17	Isaiah Robertson	6-1 ½	195	Fr./1	
SS	21	*Jalen Elliott	6-0 ½	205	So./2	
	14	*DEVIN STUDSTILL	6-0 ¼	195	So./2	
CB	7	*Nick Watkins	6-1	207	Sr./3	
	8	*Donte Vaughn	6-2 ¾	206	So./2	

NOTRE DAME SPECIAL TEAMS

Pos.	No.	Name	Ht.	Wt.	Cl./Elg.	2017 GP-GS
KO	39	Jonathan Doerer	6-3	193	Fr./1	
	19	**Justin Yoon	5-10	192	Jr./3	
PK	19	**Justin Yoon	5-10	192	Jr./3	
	39	Jonathan Doerer	6-3	193	Fr./1	
P	85	**Tyler Newsome	6-2 ½	210	Sr./3	
	42	Jeff Riney	5-10 ¾	180	Jr./3	
LS	54	John Shannon	6-2	230	So./1	
	82	**Nic Weishar	6-4 ¾	243	Sr./3	

NOTRE DAME SPECIAL TEAMS

Pos.	No.	Name	Ht.	Wt.	Cl./Elg.	2017 GP-GS
HLD	4	*Montgomery VanGorder	6-1 ¾	222	Sr./3	
	85	**Tyler Newsome	6-2 ½	210	Sr./3	
PR	10	*Chris Finke	5-9 ½	181	Jr./2	
	3	**C.J. Sanders	5-8	181	Jr./3	
KR	3	**C.J. Sanders	5-8	181	Jr./3	
	34	Tony Jones	5-11	225	So./1	

Class (academic year)/Eligibility (athletic season)

* Number of monograms earned

ALL CAPS - returning starter from 2016

Positions with "or" are listed alphabetically

No.	Name	ND	Pos.	Ht.	Wt.	Cl./Elg.	Hometown/High School
35	David Adams		LB	6-0 3/4	234	Fr./1	Pittsburgh, PA/Central Catholic
33	Josh Adams	*	RB	6-2 1/2	225	Jr./3	Warrington, PA/Central Bucks South
31	Temitope Agoro		CB	6-0 3/8	202	So./2	Riverdale, MD/Parkdale
25	Jafar Armstrong		WR	6-0 3/4	214	Fr./1	Lee's Summit, MO/Bishop Miege
24	Mick Assaf		WR	5-11	207	So./2	Atlanta, GA/Pace Academy
43	Brian Ball		CB	5-10 1/8	196	Jr./2	Indianapolis, IN/Bishop Chatard
69	Aaron Banks		OL	6-5 3/4	325	Fr./1	Alameda, CA/El Cerrito
71	Alex Bars	**	OL	6-6 1/8	312	Sr./3	Nashville, TN/Montgomery Bell Academy
22	Asmar Bilal	*	LB	6-2	230	Jr./2	Indianapolis, IN/Ben Davis
70	Hunter Bivin	**	OL	6-6 1/8	315	Gr./4	Owensboro, KY/Apollo
55	Jonathan Bonner	**	DL	6-3 3/4	291	Sr./3	Chesterfield, MO/Parkway Central
12	Ian Book		QB	6-0 1/8	208	So./1	El Dorado Hills, CA/Oak Ridge
81	Miles Boykin	*	WR	6-4	225	Jr./2	Tinley Park, IL/Providence Catholic
63	Sam Bush		OL	6-4	287	Sr./3	Newport Beach, CA/Mater Dei
46	Matt Bushland		LS	6-2	190	So./1	Dallas, TX/John Paul II
47	Chris Bury		TE	6-1	242	Jr./1	Brookline, NH/Bishop Guertin
67	Jimmy Byrne		OL	6-4 1/4	294	Sr./3	Cleveland, OH/St. Ignatius
11	Freddy Canteen		WR	6-0	194	Gr./3	Elkton, MD/Eastern Christian
14	J.D. Carney		QB	5-10	170	Fr./1	San Diego, CA/Cathedral Catholic
9	Keenan Centlivre		WR	6-6	226	Sr./3	Fort Wayne, IN/Bishop Dwenger
83	Chase Claypool	*	WR	6-4 3/8	228	So./2	Abbotsford, BC/Abbotsford
24	Nick Coleman	**	S	6-0 1/8	192	Jr./3	Dayton, OH/Archbishop Alter
4	Te'von Coney	*	LB	6-1 1/8	240	Jr./3	Palm Beach Gardens, FL/Palm Beach Gardens
20	Shaun Crawford		CB	5-9 1/8	176	Jr./2	Lakewood, OH/St. Edward
13	Avery Davis		QB	5-11	202	Fr./1	Cedar Hill, TX/Cedar Hill
97	Micah Dew-Treadway		DL	6-4 1/8	305	Jr./2	Bolingbrook, IL/Bolingbrook
39	Jonathan Doerer		K/P	6-3	193	Fr./1	Charlotte, NC/South Mecklenburg
74	Liam Eichenberg		OL	6-6 1/8	300	So./1	Cleveland, OH/Saint Ignatius
18	Cameron Ekanayake		QB	6-0	200	Fr./1	Niles, MI/Edwardsburg
21	Jalen Elliott	*	S	6-0 1/2	205	So./2	Richmond, VA/Lloyd C. Bird
94	Darnell Ewell		DL	6-3	321	Fr./1	Norfolk, VA/Lake Taylor
54	Lincoln Feist		DL	6-2 1/2	326	Jr./3	Rapid City, SD/St. Thomas More
28	Nicco Fertitta	**	S	5-9	175	Jr./3	Las Vegas, NV/Bishop Gorman
10	Chris Finke	*	WR	5-9 1/2	181	Jr./2	Dayton, OH/Archbishop Alter
39	Brandon Garcia		CB/WR	5-8 1/4	186	So./1	Casa Grande, AZ/Seton Catholic Prep
13	Jordan Genmark-Heath		S	6-0 3/4	220	Fr./1	San Diego, CA/Cathedral Catholic
76	Dillan Gibbons		OL	6-4	294	Fr./1	Clearwater, FL/Clearwater Central Catholic
12	Alohi Gilman		S	5-10 1/2	199	So./2	Laie, HI/Kahuku
61	Colin Grunhard		OL	6-0 1/2	266	Fr./1	Mission, KS/Bishop Miege
72	Robert Hainsey		OL	6-4 3/8	290	Fr./1	Pittsburgh, PA/IMG Academy (FL)
31	Grant Hammann		WR	6-0	183	Sr./3	Dyersville, IA/Beckman
9	Daelin Hayes	*	DL	6-3 3/4	258	So./2	Belleville, MI/Skyline
93	Jay Hayes	*	DL	6-3 3/8	290	Sr./3	Brooklyn, NY/Poly Prep Country Day
49	Jack Henige		TE	6-5	205	Fr./1	Hinsdale, IL/Fenwick
17	Nolan Henry		QB	6-0	195	Jr./3	Vancouver, WA/Union
41	Kurt Hinish		DL	6-1 3/4	298	Fr./1	Pittsburgh, PA/Central Catholic
16	C.J. Holmes		RB	6-0 1/8	208	Fr./1	Hamden, CT/Cheshire Academy
49	Brandon Hutson		LB	6-3	240	Jr./3	Battle Creek, MI/Harper Creek Community
44	Jamir Jones		LB	6-3 1/8	240	So./2	Rochester, NY/Aquinas Institute
45	Jonathan Jones		LB	5-11 1/2	223	So./1	Ocoee, FL/Oak Ridge
34	Tony Jones Jr.		RB	5-11	225	So./1	St. Petersburg, FL/IMG Academy
53	Khalid Kareem		DL	6-4	266	So./2	Pontiac, MI/Harrison
64	Ryan Kilander		DL	6-0 1/2	305	Sr./3	Rancho Santa Margarita, CA/Santa Margarita
84	Cole Kmet		TE	6-5 1/2	256	Fr./1	Lake Barrington, IL/St. Viator
29	Sam Kohler		K	6-0	193	Sr./3	Lincoln, NE/East
78	Tommy Kraemer		OL	6-5 5/8	314	So./1	Cincinnati, OH/Elder
27	Julian Love	*	CB	5-11	193	So./2	Westchester, IL/Nazareth Academy

No.	Name	ND	Pos.	Ht.	Wt.	Cl./Elg.	Hometown/High School
75	Josh Lugg		OL	6-6 7/8	300	Fr./1	Wexford, PA/North Allegheny Sr.
92	Jonathon MacCollister		DL	6-3 1/4	233	Fr./1	DeLand, FL/Bishop Moore
86	Alizé Mack	*	TE	6-4 3/4	251	Jr./3	Las Vegas, NV/Bishop Gorman
15	John Mahoney		DB	6-0	190	Fr./1	West Des Moines, IA/Valley
48	Greer Martini	***	LB	6-3 3/8	236	Sr./4	Cary, NC/Woodberry Forest (VA)
68	Mike McGlinchey	***	OL	6-8 1/4	315	Gr./4	Philadelphia, PA/William Penn Charter
38	Deon McIntosh		RB	5-10 3/8	193	So./1	Pompano Beach, FL/Cardinal Gibbons
88	Javon McKinley		WR	6-2	221	So./2	Corona, CA/Centennial
96	Pete Mokwuah		DL	6-3 1/2	325	Sr./3	Staten Island, NY/St. Joseph by-the-Sea
32	D.J. Morgan		S	6-2 1/8	209	So./1	Norwalk, CA/Saint John Bosco
5	Nyles Morgan	***	LB	6-1	235	Sr./4	Crete, IL/Crete-Monee
59	Kier Murphy		LB	6-1 3/4	232	Jr./3	Rock Island, IL/Alleman
53	Sam Mustipher	**	OL	6-2 1/2	305	Sr./3	Olney, MD/Good Counsel
56	Quenton Nelson	**	OL	6-5	330	Sr./3	Holmdel, NJ/Red Bank Catholic
85	Tyler Newsome	**	P	6-2 1/2	210	Sr./3	Carrollton, GA/Carrollton
91	Adetokunbo Ogundeji		DL	6-4 3/8	256	So./1	West Bloomfield, MI/Walled Lake Central
42	Julian Okwara		DL	6-4 1/2	240	So./2	Charlotte, NC/Ardrey Kell
30	Jeremiah Owusu-Koramoah		LB	6-1 1/2	204	Fr./1	Hampton, VA/Bethel
10	Patrick Pelini		DB	6-1	181	Fr./1	Youngstown, OH/Cardinal Mooney
62	Logan Plantz		OL	6-2 3/8	285	Jr./3	Frankfort, IL/Providence Catholic
18	Troy Pride Jr.	*	CB	5-11 1/2	183	So./2	Greer, SC/Greer Senior
37	Robert Regan		LB	6-2 3/8	216	Jr./3	Darien, IL/Hinsdale South
42	Jeff Riney		P	5-10 3/4	185	Jr./3	Katy, TX/Seven Lakes
17	Isaiah Robertson		S	6-1 1/2	195	Fr./1	Bolingbrook, IL/Neuqua Valley
57	Trevor Ruhland		OL	6-3 3/8	302	Jr./2	Cary, IL/Cary-Grove Community
3	C.J. Sanders	**	WR	5-8	181	Jr./3	Granada Hills, CA/Notre Dame
38	Christopher Schilling		S	5-11 1/8	211	So./2	Overland Park, KS/St. Thomas Aquinas
54	John Shannon		LS	6-2	230	So./1	Lake Forest, IL/Loyola Academy
85	Arion Shiver		WR	6-1 1/4	184	So./2	Carmel, IN/Guerin Catholic
15	Cam Smith		WR	5-10 1/2	202	Gr./4	Coppell, TX/Coppell
80	Durham Smythe	**	TE	6-5 1/2	257	Gr./4	Belton, TX/Belton
51	Devyn Spruell		LB	6-2 1/4	241	Jr./3	Warren, NJ/Watchung Hills
6	Equanimeous St. Brown	**	WR	6-5	203	Jr./3	Anaheim, CA/Servite
29	Kevin Stepherson		WR	6-0 1/4	185	So./2	Jacksonville, FL/First Coast
14	Devin Studstill	*	S	6-0 1/4	195	So./2	Riviera Beach, FL/Palm Beach Gardens
95	Myron Tagovailoa-Amosa		DL	6-2 1/2	293	Fr./1	Ewa Beach, HI/Kapolei
58	Elijah Taylor		DL	6-3	275	Jr./2	Cincinnati, OH/Moeller
46	Jimmy Thompson		LB	6-0	220	Jr./3	Hinsdale, IL/Central
77	Brandon Tiasum		DL	6-4	305	Jr./2	Indianapolis, IN/Park Tudor
99	Jerry Tillery	**	DL	6-6 3/4	306	Jr./3	Shreveport, LA/Evangel Christian Academy
23	Drue Tranquill	***	LB	6-2	231	Sr./3	Fort Wayne, IN/Carroll
98	Andrew Trumbetti	***	DL	6-4	263	Sr./4	Demarest, NJ/Northern Valley Regional
4	Montgomery VanGorder	*	QB	6-1 3/8	222	Sr./3	Buford, GA/Buford
8	Donte Vaughn	*	CB	6-2 3/4	206	So./2	Memphis, TN/Whitehaven
47	Kofi Wardlow		DL	6-2 1/4	234	Fr./1	Washington, DC/St. John's College
7	Nick Watkins	*	CB	6-1	207	Sr./3	DeSoto, TX/Bishop Dunne
26	Austin Webster		WR	5-11 1/4	192	Sr./3	Beverly Hills, CA/Windward
82	Nic Weishar	**	TE	6-4 3/4	243	Sr./3	Midlothian, IL/Marist
40	Drew White		LB	6-0 1/4	227	Fr./1	Boca Raton, FL/St. Thomas Aquinas
2	Dexter Williams	*	RB	5-11	215	Jr./3	Winter Garden, FL/West Orange
7	Brandon Wimbush	*	QB	6-1 3/4	228	Jr./2	Teaneck, NJ/St. Peter's Prep
89	Brock Wright		TE	6-4 1/2	254	Fr./1	Cypress, TX/Cy-Fair
19	Justin Yoon	**	K	5-10	192	Jr./3	Nashville, TN/Milton Academy (MA)
87	Michael Young		WR	5-10	190	Fr./1	Saint Rose, LA/Destrehan

ND Indicates number of monograms earned
 Class (academic year)/Eligibility (athletic season) for the 2017 campaign

No.	Name	Pos.
2	*Dexter Williams	RB
3	**C.J. Sanders	WR
4	*Te'von Coney	LB
4	*Montgomery VanGorder	QB
5	***Nyles Morgan	LB
6	**Equanimeous St. Brown	WR
7	*Nick Watkins	CB
7	*Brandon Wimbush	QB
8	*Donte Vaughn	CB
9	Keenan Centlivre	WR
9	*Daelin Hayes	DL
10	*Chris Finke	WR
10	Patrick Pelini	DB
11	Freddy Canteen	WR
12	Ian Book	QB
12	Alohi Gilman	S
13	Avery Davis	QB
13	Jordan Genmark-Heath	S
14	J.D. Carney	QB
14	*Devin Studstill	S
15	John Mahoney	DB
15	Cam Smith	WR
16	C.J. Holmes	RB
17	Nolan Henry	QB
17	Isaiah Robertson	S
18	Cameron Ekanayake	QB
18	*Troy Pride Jr.	CB
19	**Justin Yoon	K
20	Shaun Crawford	CB
21	*Jalen Elliott	S
22	*Asmar Bilal	LB
23	***Drue Tranquill	LB
24	Mick Assaf	WR
24	***Nick Coleman	S
25	Jafar Armstrong	WR
26	Austin Webster	WR
27	*Julian Love	CB
28	**Nicco Fertitta	S
29	Sam Kohler	K
29	Kevin Stepherson	WR
30	Jeremiah Owusu-Koramoah	LB
31	Temitope Agoro	CB
31	Grant Hammann	WR
32	D.J. Morgan	S
33	*Josh Adams	RB
34	Tony Jones Jr.	RB
35	David Adams	LB
37	Robert Regan	LB
38	Deon McIntosh	RB
38	Christopher Schilling	S
39	Jonathan Doerer	K/P
39	Brandon Garcia	CB/WR
40	Drew White	LB
41	Kurt Hinish	DL
42	Julian Okwara	DL
42	Jeff Riney	P
43	Brian Ball	CB
44	Jamir Jones	LB

No.	Name	Pos.
45	Jonathan Jones	LB
46	Matt Bushland	LS
46	Jimmy Thompson	LB
47	Chris Bury	TE
47	Kofi Wardlow	DL
48	***Greer Martini	LB
49	Jack Henige	TE
49	Brandon Hutson	LB
51	Devyn Spruell	LB
53	Khalid Kareem	DL
53	**Sam Mustipher	OL
54	Lincoln Feist	DL
54	John Shannon	LS
55	**Jonathan Bonner	DL
56	**Quenton Nelson	OL
57	Trevor Ruhland	OL
58	Elijah Taylor	DL
59	Kier Murphy	LB
61	Colin Grunhard	OL
62	Logan Plantz	OL
63	Sam Bush	OL
64	Ryan Kilander	DL
67	Jimmy Byrne	OL
68	***Mike McGlinchey	OL
69	Aaron Banks	OL
70	**Hunter Bivin	OL
71	**Alex Bars	OL
72	Robert Hainsey	OL
74	Liam Eichenberg	OL
75	Josh Lugg	OL
76	Dillan Gibbons	OL
77	Brandon Tiassum	DL
78	Tommy Kraemer	OL
80	**Durham Smythe	TE
81	*Miles Boykin	WR
82	**Nic Weishar	TE
83	*Chase Claypool	WR
84	Cole Kmet	TE
85	**Tyler Newsome	P
85	Arion Shinaver	WR
86	*Alizé Mack	TE
87	Michael Young	WR
88	Javon McKinley	WR
89	Brock Wright	TE
91	Adetokunbo Ogundeji	DL
92	Jonathon MacCollister	DL
93	*Jay Hayes	DL
94	Darnell Ewell	DL
95	Myron Tagovailoa-Amosa	DL
96	Pete Mokwuah	DL
97	Micah Dew-Treadway	DL
98	***Andrew Trumbetti	DL
99	**Jerry Tillery	DL

Temitope Agoro	Tee-mo-tep Uh-go-row
Jafar Armstrong	Juh-far
Mick Assaf	Ace-saf
Asmar Bilal	az-MAR bill-LAWL
Hunter Bivin	biv-un
Keenan Centlivre	CENT-liver
Te'von Coney	tay-von
Jonathan Doerer	Door-er
Liam Eichenberg	lke-n-burg
Cameron Ekanayake	Eck-uh-ny-uh-kuh
Darnell Ewell	Youll
Lincoln Feist	fyst
Nicco Fertitta	KNEE-coh fur-TEE-tah
Chris Finke	fink
Jordan Genmark-Heath	Jen-mark Heath
Dillan Gibbons	Dillon
Alohi Gillman	Uh-low-hee
Grant Hammann	ham-in
Daelin Hayes	DAY-lun
Kurt Hinish	High-nish
Jamir Jones	Juh-mear
Khalid Kareem	Kuh-lid
Cole Kmet	Kuh-met
Alizé Mack	al-Lih-zaye
Mike McGlinchey	muh-GLINCH-ee
Javon McKinley	Juh-vonn
Peter Mokwuah	mock-wuh
Kier Murphy	keer
Sam Mustipher	Mus-tuh-fur
Adetokunbo Ogundeji	Ah-duh-kun-bo O-kin-dee-gee
Julian Okwara	Oak-wara
Jeremiah Owusu-Koramoah	O-woo-sue Cora-moe-uhh
Robert Regan	ray-gan
Robert Riney	rinny
Arion Shinaver	R-E-on Shin-uh-ver
Equanimeous St. Brown	eck-wah-nihm-ee-ous
Devyn Spruell	spru-well
Myron Tagovailoa-Amosa	Tag-oh-vie-oh-la Uh-moe-suh
Brandon Tiassum	tee-ah-sum
Donte Vaughn	Don-tay
Kofi Wardlow	Ko-fee Ward-low
Nic Weishar	wish-err

FOR STARTERS

- Notre Dame is 106-17-5 (.848) in season openers, with victories in 24 of the last 30 lid-lifters.
- In six of the last seven seasons, the Irish have scored the first points in the season's opening game, including an Equanimous St. Brown touchdown reception for the first score of last year's opener at Texas (a 50-47 loss in double OT).
- Last year's loss to the Longhorns marked the first season-opener since 1986 which saw the Irish score first, but lose the season debut. In '86, Notre Dame lost a 24-23 decision to Michigan at Notre Dame Stadium.
- Since 1958, the Irish are 36-4 in the season opener when scoring first, while they are 13-6 when the opponent registers the first score.

IRISH COACHES IN SEASON OPENERS *(Chronological)*

Coach	Wins	Losses	Ties
Jesse Harper	5	0	
Knute Rockne	13	0	
Hunk Anderson	2	0	1
Elmer Layden	6	1	
Frank Leahy	9	0	2
Ed McKeever	1	0	
Hugh Devore	1	1	
Terry Brennan	4	1	
Joe Kuharich	4	0	
Ara Parseghian	11	0	
Dan Devine	4	2	
Gerry Faust	3	2	
Lou Holtz	9	2	
Bob Davie	4	1	
Tyrone Willingham	2	1	
Charlie Weis	4	1	
Brian Kelly	5	2	

A LOT OF PEOPLE SAY YOU CAN TELL HOW THE SEASON IS GOING TO GO BY THE FIRST GAME OF THE YEAR

- In the 106 seasons Notre Dame has won its opener, the Irish have gone on to post a winning record 91.5% of the time (97 seasons).
- In the 17 seasons where the Irish lost their first game, Notre Dame has finished the year with a winning record seven times, a losing record on nine occasions and an even .500 record once.
- There were five season openers which ended in a tie, with the Irish posting a winning mark in four of those campaigns.

SEASON OPENER WINS & LOSSES

Note	Wins	Losses	Ties
Home	76	11	3
Road	24	5	2
Neutral	6	1	
Overtime	1	1	
Television	35	9	
On NBC	13	3	
On ABC	16	4	

Note	Wins	Losses	Ties
On ESPN	2	1	
On CBS	4	1	
On Raycom	1	0	
Day Games	94	13	5
Night Games	12	4	
Decided by seven points or fewer	17	11	5
Scoring 40+ points	34	1	
Scoring 30+ points	53	1	
Scoring 20-29 points	29	3	
Scoring 0-19 points	23	13	5
Allowing 40+ points	0	1	
Allowing 30+ points	0	2	
Allowing 20-29 points	8	7	
Allowing 0-19 points	98	7	5
Scoring first (since 1958)	36	4	
Opponent scores first (since 1958)	13	6	
Both teams are ranked (since 1936)	13	2	1
Neither team is ranked (since 1936)	22	2	1
Notre Dame is ranked higher (since 1936)	34	7	1
Opponent ranked higher (since 1936)	8	4	
Versus opponents from Indiana	22	1	1

INDIVIDUAL SEASON OPENER RECORDS

Category	Person	Stat	Opp.	Date
Total Offense	Tommy Rees	341	Temple	8/31/2013
Rushing Yards	Angelo Dabiero	176 (1 TD)	Oklahoma	9/30/1961
Rushing TDs	Rashon Powers-Neal Everett Golson	3	Pittsburgh Rice	9/3/2005 8/30/2014
Passing Yards	Tommy Rees	346	Temple	8/31/2013
Pass Attempts	Brady Quinn	47	BYU	9/4/2004
Pass Completions	Brady Quinn	26	BYU	9/4/2004
TD Passes	Ron Powulus Jimmy Clausen	4	Northwestern Nevada	9/3/1994 9/5/2009
Receptions	Jim Seymour	13	Purdue	9/24/1966
Receiving Yards	Jim Seymour	276	Purdue	9/24/1966
TD Receptions	Jim Seymour Michael Floyd	3	Purdue Nevada	9/24/2966 9/5/2009
All-Purpose Yds.	Willie Maher	361	Kalamazoo	9/29/1923
Points (kicking)	Nicholas Setta	17	Washington St.	9/6/2003
Field Goals	Nicholas Setta	5	Maryland Washington St.	8/31/2002 9/6/2003
Kick Return Yds.	Paul Castner	253	Kalamazoo	9/30/1922
Punt Return Yds.	Vince McNally	225	Beloit	10/2/1926
Interceptions	Shane Walton	3	Maryland	9/31/2002
Tackles	Courtney Watson	18	Nebraska	9/8/2001

TEAM OPENER RECORDS

Category	Stat	Opp.	Season
Points Scored	116 (W, 116-7)	St. Viator	1912
Points in Quarter	35 (first)	Kalamazoo	1921
Points in Half	64 (second)	St. Viator	1912
Points Allowed	33 (L, 3-33)	Georgia Tech	2007
Points Allowed Qtr.	17 (first)	Nebraska	2001
Points Allowed Half	27 (first)	Nebraska	2001

WELCOME HOME

- Notre Dame opens its 88th season at Notre Dame Stadium in 2017. The facility opened in 1930 and the Irish own an all-time record of 337-113-5 (.746) in “The House That Rockne Built”
- The Irish are 102-20-5 (.823) in home openers, with a mark of 69-16-2 (.805) at Notre Dame Stadium.
- Brian Kelly has won all but one home opener as head coach at Notre Dame. He won his first home game as coach against Purdue in 2010 before falling to USF in 2011. Since he has won five straight home opener with victories over Purdue, Temple, Rice and Texas.

IRISH COACHES IN HOME OPENERS (Chronological since 1913)

Coach	Wins	Losses	Ties
Jesse Harper	5	0	
Knut Rockne	11	0	1
Hunk Anderson	2	0	1
Elmer Layden	6	1	
Frank Leahy	9	2	
Ed McKeever	1	0	
Hugh Devore	1	1	
Terry Brennan	5	0	
Joe Kuharich	3	1	
Ara Parseghian	10	1	
Dan Devine	4	2	
Gerry Faust	4	1	
Lou Holtz	7	3	1
Bob Davie	4	1	
Tyrone Willingham	3	0	
Charlie Weis	3	2	
Brian Kelly	5	1	

BIGGER THAN BRICK

Notre Dame Stadium enters a new era in 2017 with renovations and the additions of Corbett Family Hall, O’Neill Hall and Duncan Student Center.

STADIUM UPGRADES

- Renovated home and visitor locker room space and Schivarelli Lounge
- New videoboard boasting the highest resolution at any NCAA outdoor venue
- Upgraded concessions and restrooms
- 1930’s art deco look to main concourse

- Addition 150 television monitors on the concourse
- Improved wifi and cell service

CORBETT FAMILY HALL

- Martin Media Center & Notre Dame Studios
- Departments of Anthropology and Psychology
- Downes Club hospitality space
- Press box and radio broadcast locations

DUNCAN STUDENT CENTER

- Restaurants, including Hagerty Family Cafe, Midfield Commons and Innovation Lounge
- Grojean Family Loft, student media center and climbing wall
- Smith Center for RecSports
- 1842 Club
- Dahnke Ballroom & Rasmus Family Club
- New NBC Sports broadcast position, game management locations and coaches booths

O’NEILL HALL

- LaBar Family Recital & Performance Halls
- Michuda Family Rehearsal Hall & music library
- Music department offices and practice rooms
- South Club hospitality space

For a full look at the upgrades in and around Notre Dame Stadium, visit: und.com/biggerthanbrick.

FRESH LOOK FOR STAFF

- The Dick Corbett Head Football Coach Brian Kelly welcomes six new staff members to the fold in 2017.
- The group includes new coordinators for all three phases (OC Chip Long, DC Mike Elko and ST Brian Polian), with new position group coaches for the wide receivers (Del Alexander), quarterbacks (Tom Rees) and linebackers (Clark Lea).
- As part of the staff changes, Mike Elston has shifted to coaching the defensive line while also being promoted to assistant head coach.
- Polian has taken over the role of recruiting coordinator in addition to his special teams responsibilities.
- Holdovers on Kelly’s staff include Elston, running backs coach Autry Denson, offensive line coach Harry Hiestand and the Pat and Jana Eilers Family Defensive Backs Coach, Todd Lyght.
- With the addition of Rees, Kelly’s staff now includes three former Notre Dame football players, as he joins Denson and Lyght.
- Read on for some notes on the new assistant coaches, while full bios on all staff members can be found in the Notre Dame Football Media Guide from pages 16-35.

Coach	Position	Notes
Del Alexander	Wide Receivers	<ul style="list-style-type: none"> • Helped Arizona State passing game average 299.1 yds/ game in 2015 • Contributed to school-record 3,280 passing yards at Wisconsin in 2011
Mike Elko	Defensive Coordinator	<ul style="list-style-type: none"> • One of two defensive coordinators in the nation to rank in the top-40 of total defense in FBS each of the last five years • In 2017, Wake was one of just four schools in FBS among the top-20 in turnovers forced, sacks and scoring defense, with the other three (Alabama, Clemson & Washington) all making the College Football Playoff.
Clark Lea	Linebackers	<ul style="list-style-type: none"> • Coached All-American Akeem Ayers at UCLA • Mentored Marquel Lee at Wake Forest, the only FBS linebacker with at least 100 tackles, 20 TFLs and 7.5 sacks last season

Coach	Position	Notes
Chip Long	Offensive Coordinator	<ul style="list-style-type: none"> • Had Memphis ranked among the FBS top-20 in passing offense, scoring offense, completion percentage, passing efficiency and first downs gained last year • As TE coach and recruiting coordinator at Arizona State in 2013 and 2014, helped Sun Devils post consecutive 10-win seasons while averaging 37.0 points per game.
Brian Polian	Special Teams Coordinator & Recruiting Coordinator	<ul style="list-style-type: none"> • Second stint at Notre Dame (2005-09) • Head coach at Nevada (2013-16) • Led Wolfpack to consecutive bowl games in 2014 & 2015, including school's fifth bowl win in 2015 • Helped 2008 Irish lead nation in kick return defense
Tom Rees	Quarterbacks	<ul style="list-style-type: none"> • Played QB at Notre Dame from 2010-13 • Posted a 23-8 record as a starting QB for Irish • Second all-time at Notre Dame in touchdown passes, third all-time in yards • Spent 2016 as an offensive assistant with the San Diego Chargers, helping Phillip Rivers rank fourth in the NFL in passing yards and third in touchdowns

- Notre Dame's leading receiver in 2016, St. Brown has been named to the Biletnikoff Watch List entering 2017.
- St. Brown led Irish receivers with nine TD grabs last season, sixth in the nation among freshmen and sophomores. He totaled 961 receiving yards on the season.
- Backing up St. Brown's spot will be sophomore Chase Claypool and junior Miles Boykin.
- Claypool, just the eighth Canadian to play football at Notre Dame, saw the field in all 12 games as a true freshman, making five catches for 81 yards while totaling 11 special teams tackles.
- Boykin saw the field in all 12 games as a sophomore in 2016, the first action of his collegiate career. He played in all 12 games with six catches for 81 yards and a TD catch against Virginia Tech.
- The trio gives Notre Dame a true height advantage at the position, as St. Brown stands 6-5, while Claypool stands 6-4 ¾ and Boykin is the "shortest" of the group at 6-4.

YOUTH MOVEMENT PAYOFF?

OTHER AERIAL THREATS

- In 2017, Notre Dame will look to take advantage of fielding one of the youngest teams in school history last season.
- Entering 2016, the Irish returned just seven starters. That marked the fewest returning starters at Notre Dame since freshman eligibility was restored in 1972.
- The results was that the Irish set Brian Kelly-era records by playing 21 student-athletes in their first year of eligibility, including 14 true freshmen.
- There were 17 different players who made their first career starts in 2016, including five true freshmen.
- On defense alone, eight true freshmen saw action in at least eight games:
Julian Love, Troy Pride Jr., Donte Vaughn, Jalen Elliott, Julian Okwara, Daelin Hayes and Jamir Jones
- This season will be a different story, as the Irish return 19 players who made at least seven starts last year.
OFFENSE: Alex Bars, Mike McGlinchey, Sam Mustipher, and Quenton Nelson, running back Josh Adams, tight end Durham Smythe and receivers C.J. Sanders and Equanimeous St. Brown.
DEFENSE: cornerback Julian Love, linemen Jerry Tillery and Andrew Trumbetti and linebackers Te'von Coney, Jamir Jones, Jonathan Jones, Greer Martini, Nyles Morgan and Drue Tranquill.

- Wimbush's next two options at receiver are a pair of transfers expected to start in Freddy Canteen and Cam Smith.
- Canteen comes to Notre Dame as a graduate transfer from Michigan. He appeared in 17 games up north while battling injuries, making six catches for 22 yards and a TD against Ohio State in 2014.
- Smith transfers to Notre Dame from Arizona State where he caught 60 passes for 908 yards and six TDs over three seasons. He averaged 16.6 yards per catch as a senior in 2016 after missing all of 2015 due to injury.
- Junior Chris Finke will also see heavy time, potentially splitting reps with Canteen. Finke joined the Irish as a walk-on, but became a scholarship player during 2016 fall camp. He saw his first action last season, playing in 10 games while making 10 catches for 122 yards and two scores.
- Junior C.J. Sanders will see plenty of action. He led the Irish in all-purpose yards a season ago with 1,165. He made 24 catches for 293 yards and two TDs in addition to 850 return yards and two kick returns for scores.
- Beyond that, look for a pair of freshmen to see playing time in Jafar Armstrong and Michael Young.

FRESH FACE UNDER CENTER

ADAMS LEADS THE MARCH

- Junior quarterback Brandon Wimbush is slated to make his first career start against Temple.
- After the departure of DeShone Kizer and Malik Zaire, Notre Dame enters the season without a single career start at quarterback on the roster.
- It marks the first time since Brian Kelly's first season at Notre Dame in 2010 that the team does not return a quarterback with a start under his belt.
- Wimbush played twice as a true freshman in 2015 before not seeing any action in 2016. In his collegiate debut against UMass, he ran for 92 yards on four carries, including a 58-yard touchdown scamper, while completing three-of-five passes. He also had three rushes against Pitt that season.

- The Irish offense will also lean on the ground attack, led by junior running back Josh Adams.
- The team captain is looking to follow a sophomore campaign which saw him rush for 933 yards and five TDs.
- He became the only back in school history to eclipse 800 yards in each of his first to seasons.
- On the Doak Walker Award Watch List for the second year in a row, Adams is 527 yards shy of cracking Notre Dame's career top-10 list for rushing yards.
- Joining Adams in the backfield will be junior classmate Dexter Williams and sophomore Tony Jones Jr.
- Williams served as a back-up last season, playing in all 12 games and rushing 39 times for 200 yards and three TDs. He also returned four kickoffs for 67 yards.
- Jones did not play as a true freshman. He was a U.S. Army All-American as a senior at IMG Academy in 2015, rushing for 514 yards and 11 touchdowns on 78 carries (6.6 yards per rush).

STELLAR ST. BROWN

PAVING THE WAY

- With a new quarterback, the Irish passing game will rely on the experience of junior wide receiver Equanimeous St. Brown.

- Long a strength of Notre Dame teams, the Irish offensive line returns one of the most experienced units in the nation.

- The group returns four of five starters, highlighted by preseason All-Americans Mike McGlinchey at left tackle and Quenton Nelson at left guard.
- McGlinchey, just the 22nd two-time captain in team history, is a second team preseason selection by the Associated Press and Sports Illustrated. He has started 26 straight games entering the season and conceded just three sacks and four quarterback hits over 974 pass block snaps in his career.
- Nelson, also a captain, was the team's offensive lineman of the year in 2016 and has started 23 of the last 24 games. Pro Football Focus ranked him eighth in FBS among offensive guards in 2016. He did not allow a sack and conceded just one quarterback hit last year on 439 pass block snaps. In his career, Nelson has allowed just three sacks and three QB hits in 850 pass block snaps.
- McGlinchey and Nelson are the only teammates from the same offensive position group to earn AP first or second team preseason All-America honors.
- In addition to McGlinchey and Nelson on the left side, the Irish return two more linemen who started all 12 games last year in senior center Sam Mustipher and senior right tackle Alex Bars. Mustipher will return as the starting center, while Bars will slide in to right guard. Sophomore Tommy Kraemer projects as the week one starter at right tackle. Kraemer was a U.S. Army All-American in 2015 at Cincinnati Elder High School.

D-LINE BLENDS EXPERIENCE & YOUTH

- Under the tutelage of assistant head coach Mike Elston, the defensive line will have a new look this season. Expect junior Jerry Tillery and senior Jonathan Bonner to start at nose guard and tackle, respectively. On the outside of the line, sophomore Daelin Hayes and senior Jay Hayes are joined by senior Andrew Trumbetti as possibilities to start.
- Tillery made 37 tackles last year, including 17 solo, five hurries and 3.0 TFLs. He had at least one tackle in 10 of 12 games played.
- Bonner has played in 22 of 25 games over the last two years, with his first career start coming against Army a season ago.
- Trumbetti owns 63 career tackles, including 26 last season. He had three hurries on year and made a career-best six tackles against Navy.
- Daelin Hayes played in all 12 games as a true freshman in 2016, totaling 11 tackles.
- Jay Hayes saw action in 10 games a season ago, making 10 tackles, after not seeing the field during his sophomore season in 2015
- The depth chart quickly reveals youth at the position, as the back-ups at both defensive tackle and nose guard are freshmen in Myron Tagovaiola-Amosa and Kurt Hinish.

TIGHT END U

- Notre Dame will continue its legacy as the nation's top school for tight ends in 2017.
- Durham Smythe leads the group, returning with 15 career starts. Smythe has just 13 career catches, but was a favorite target in the end zone as five of those have gone for six points.
- Alizé Mack returns to the mix after not seeing the field for games in 2016. As a freshman the year prior, Mack played in all 13 games while catching 13 passes for 190 yards.
- Senior Nic Weishar provides added depth, having played in 24 games over the past two years while making six catches.
- In addition, the Irish welcome two of the top tight ends in the 2017 signing class, both expected to play as rookies.
- Brock Wright was rated the No. 1 tight end by ESPN and Rivals. While playing at run-heavy Cy-Fair High School, Wright had 30 receptions for 491 yards and four touchdowns while earning Under Armour All-American Honors. Wright enrolled in January and is listed by Sports Illustrated as one of 11 early enrollees to have a significant role this season.

- Cole Kmet was ranked the No. 3 tight end by ESPN and Rivals. He caught 48 passes for 773 yards and four TDs as a senior while earning a spot in the U.S. Army All-American Bowl.

BACK AT LINEBACKER

- A trio of Irish players return with experience at linebacker in captain Nyles Morgan, Greer Martini and Te'von Coney, while they welcome Drue Tranquill to the mix at rover.
- Morgan is a team captain in 2017 after starting all 12 games for the Irish a season ago. He led the team with 94 tackles, including double-digit tackles in four games. He is slotted to begin the season at the mike linebacker.
- Martini saw action in all 12 games last season and started four. His 10 career starts are the second-most at linebacker by any Irish player, behind Martini. With 116 career tackles, Martini has proven especially adept at stopping the option. He recorded a career-best 11 tackles against Navy last year and a career-best 2.0 tackles for loss against Army in 2016.
- Coney is the only other Irish player returning with starts at linebacker, having made nine starts and 24 career appearances. The junior owns 75 career tackles, including a career-best 10 last season in the home finale against Virginia Tech.
- Martini and Coney are both listed as potential starters at buck linebacker.
- Rover is the new aspect of defensive coordinator Mike Elko's scheme, with Drue Tranquill moving to the position following his first three seasons at safety. Tranquill owns 23 career starts and made 79 tackles a season ago. He twice broke double-digit tackles while earning CoSIDA First Team Academic All-America honors.

SECONDARY MATTERS

- With the move of Drue Tranquill to the rover position, the Irish total just 30 returning starts at the four secondary positions. Devin Studstill leads that pack with 10 starts at safety, with Julian Love's seven starts at corner as a freshman in 2016 making him the second-most experienced of the group.
- Love is projected to start at corner alongside senior Nick Watkins.
- Love was a 247 Sports Freshman All-American in 2016. He played in all 12 games, cracking the starting lineup for the final eight contests, and made 45 tackles with four pass break-ups, an interception and a forced fumble. Watkins missed the 2016 season with a broken arm in spring ball, but has played in 23 career games.
- At free safety, the Irish will turn to junior Nick Coleman. Coleman played in all but one game last season while starting a pair of contests. He owns 22 career tackles, including one for loss, and three pass defenses. Freshman Isaiah Robertson is slotted to back-up Coleman.
- Look for Jalen Elliott to get the opening week start at strong safety. The sophomore played in all 12 games as a rookie in 2016, making 14 tackles. Studstill brings experience to the role, as well, with nine starts and 12 games played and 38 tackles.
- Last season, the group of Elliott, Love, Pride, Studstill and Vaughn combined to make 131 tackles, the most in school history by a rookie class in the secondary.

KICKIN' IT

- Justin Yoon and Tyler Newsome return to anchor Notre Dame's kicking game as the Irish look for a fresh face on kickoffs.
- Head coach Brian Kelly and special teams coordinator Brian Polian have solid returners at place kicker and punter in Justin Yoon and Tyler Newsome, respectively. The Irish staff has expressed a preference for a third person to handle kickoffs, with freshman Jonathan Doerer the front runner.

- Yoon has made 94-of-98 extra-point attempts in his career and 28-of-34 field goal attempts. He owns a career long of 52 yards (Navy in 2015) and enters the season ninth in career points by a kicker at Notre Dame with 178.
- Newsome enters his senior year having been the Irish punter since his sophomore campaign. He enters the year second all-time at Notre Dame in career punt average at 44.0 yards per punt and he owns the school record for single-game punting average (52.4 versus UMass in 2015). Newsome dropped 29.6 percent of his punts inside the opponent's 20-yard line last season while booting 15 of his punts beyond 50 yards with a career-long of 71 against Michigan State.
- Should Doerer inherit the kickoff role, he would be the youngster of the special teams group. The Charlotte native recorded a touchback on 92 percent of his kickoffs in high school and was rated the No. 6 kicker in the nation by Scout in last year's signing class.
- In addition to the kickers and punter, the Irish return Montgomery VanGorder as holder for the second straight season.
- At long snapper, John Shannon is considered the heir to Scott Daly. Shannon was the No. 1 long snapper in the 2015 signing class according to Scout and 247 Sports. His grandfather, Dan, was an All-American linebacker for Notre Dame from 1951-54.

RETURNING AT RETURNER

- C.J. Sanders is slated to return kickoffs for the Irish, a year after he led the team in all-purpose yards. Sanders has returned 57 kickoffs over the last two seasons, totalling 1,365 yards and three touchdowns. He owns a career-long 93-yard kickoff return against Stanford in 2015.
- Chris Finke will enter the season as the primary punt returner. The junior made nine punt returns a season ago for 70 yards.
- Sanders may also see action at punt returner, while Tony Jones Jr. will join Sanders as a kick returner.

SEPTEMBER 2							
Year	ND Rank	Team	Opp Rank	W/L/T	Score (ND-Opp.)		Site
1995	9	Northwestern		L	15	17	H
2000		Texas A&M	23	W	24	10	H
2006	2	Georgia Tech		W	14	10	A

ON THIS DATE

- Notre Dame owns an all-time record of 2-1 on Sept. 2. The Irish lost to Northwestern on this date in 1995, the first-ever game on Sept. 2, but have rebounded with wins over Texas A&M and Georgia Tech since.
- The 2000 win over No. 23 Texas A&M launched Bob Davie’s team to a 9-3 record and Fiesta Bowl berth. Arnaz Battle was 10-for-16 passing for 133 yards and two touchdowns, while Julius Jones ran for 60 yards and a score.
- In 2006, the second-ranked Irish went to Atlanta and fell behind 10-0, but rallied behind Brady Quinn and Darius Walker to win, 14-10. Quinn was 23-for-38 for 246 yards while rushing for 19 yards and a touchdown. Walker ran for 99 yards and a score. That campaign also resulted in a major bowl berth, as the Irish went 10-3 with a Sugar Bowl berth.

IRISH IN THE NFL (Entering Training Camps)			
Player	Team	Pos.	Notes
Troy Niklas	Arizona	TE	
Ronnie Stanley	Baltimore	OT	
J.J. Jansen	Carolina	LS	
Cole Luke	Carolina	CB	
Kapron Lewis-Moore	Chicago	DL	
George Atkinson III	Cleveland	RB	
DeShone Kizer	Cleveland	QB	
Chris Brown	Cincinnati	WR	
Tyler Eifert	Cincinnati	TE	
KeiVarae Russell	Cincinnati	DB	
Robert Blanton	Dallas	S	
Zack Martin	Dallas	OG	
Jaylon Smith	Dallas	LB	
TJ Jones	Detroit	WR	
Theo Riddick	Detroit	RB	
Golden Tate	Detroit	WR	
Will Fuller	Houston	WR	
Nick Martin	Houston	OG	
Matthias Farley	Indianapolis	S	
Sheldon Day	Jacksonville	DT	
Ben Koyack	Jacksonville	TE	
James Onwualu	LA Chargers	LB	
Isaac Rochell	LA Chargers	DE	
John Sullivan	LA Rams	C	
Anthony Fasano	Miami	TE	
Sam Young	Miami	OT	
Michael Floyd	Minnesota	WR	
Kyle Rudolph	Minnesota	TE	
Harrison Smith	Minnesota	S	
Jarron Jones	NY Giants	OL	
Romeo Okwara	NY Giants	DE	
Ishaq Williams	NY Giants	DE	
Manti Te’o	New Orleans	LB	
Stephon Tuitt	Pittsburgh	DE	
C.J. Prosise	Seattle	RB	
Cody Riggs	Tampa Bay	CB	




ASSOCIATED PRESS TOP 25				
Rk	Team (1st Place Votes)	Record	Points	Trend
1	Alabama(52)	0-0	1513	—
2	Ohio State(3)	0-0	1414	—
3	Florida State(4)	0-0	1396	—
4	USC(2)	0-0	1325	—
5	Clemson	0-0	1201	—
6	Penn State	0-0	1196	—
7	Oklahoma	0-0	1170	—
8	Washington	0-0	1150	—
9	Wisconsin	0-0	926	—
10	Oklahoma State	0-0	889	—
11	Michigan	0-0	881	—
12	Auburn	0-0	880	—
13	LSU	0-0	784	—
14	Stanford	0-0	695	—
15	Georgia	0-0	690	—
16	Louisville	0-0	629	—
17	Florida	0-0	624	—
18	Miami	0-0	492	—
19	South Florida	0-0	327	—
20	Kansas State	0-0	317	—
21	Virginia Tech	0-0	240	—
22	West Virginia	0-0	207	—
23	Texas	0-0	173	—
24	Washington State	0-0	133	—
25	Tennessee	0-0	114	—

Others receiving votes: TCU 98, Utah 85, **Notre Dame 65**, Boise State 37, **NC State 26**, Northwestern 25, Pittsburgh 23, Oregon 21, Houston 19, Colorado 18, San Diego State 9, UCLA 9, BYU 5, Appalachian State 4, Nebraska 4, Tulsa 4, Kentucky 3, Texas A&M 3, Michigan State 1

COACHES POLL				
Rk	Team (1st Place Votes)	Record	Points	Trend
1	Alabama(49)	0-0	1603	—
2	Ohio State(5)	0-0	1512	—
3	Florida State(4)	0-0	1434	—
4	USC	0-0	1415	—
5	Clemson(7)	0-0	1367	—
6	Penn State	0-0	1257	—
7	Washington	0-0	1245	—
8	Oklahoma	0-0	1237	—
9	Michigan	0-0	959	—
10	Wisconsin	0-0	936	—
11	Oklahoma State	0-0	912	—
12	LSU	0-0	834	—
13	Auburn	0-0	819	—
14	Stanford	0-0	732	—
15	Georgia	0-0	701	—
16	Florida	0-0	681	—
17	Louisville	0-0	676	—
18	Miami	0-0	472	—
19	Kansas State	0-0	339	—
20	West Virginia	0-0	319	—
21	South Florida	0-0	247	—
22	Virginia Tech	0-0	235	—
23	Texas	0-0	193	—
24	Tennessee	0-0	155	—
25	Utah	0-0	109	—

Others receiving votes: Washington State 99, Colorado 72, TCU 58, Boise State 49, **Notre Dame 49**, Texas A&M 46, Pittsburgh 45, **NC State 39**, Oregon 37, Northwestern 25, Nebraska 23, Arkansas 22, Memphis 22, Mississippi State 19, San Diego State 18, Appalachian State 11, BYU 10, Georgia Tech 10, Tulsa 10, Wyoming 9, Western Michigan 8, **Temple 8**, North Carolina 8, Houston 7, Minnesota 6, Troy 6, Iowa 5, Louisiana Tech 4, Syracuse 3, Arizona 2, UCLA 1, Colorado State 1, Maryland 1, Michigan State 1, Toledo 1, Army 1

2017 NOTRE DAME OPPONENT UPDATE					
Rk	Team	Record	Last Week	This Week	Next Week
--/ RV		0-0 0-0 American	--	at Notre Dame 3:30 p.m.	vs. Villanova 3:30 p.m.
15/ 15		0-0 0-0 SEC East	--	vs. App. State 6:15 p.m.	at Notre Dame 7:30 p.m.
		0-0 0-0 ACC Atlantic	--	at Northern Ill. 9:30 p.m.	vs. Wake Forest 1 p.m.
		0-0 0-0 B1G East	--	vs. Bowling Green Noon	vs. Western Mich. 3:30 p.m.
		0-0 0-0 MAC East	--	at Marshall 6:30 p.m.	vs. Austin Peay 3:30 p.m.
		0-0 0-0 ACC Coastal	--	vs. California 12:20 p.m.	vs. Louisville Noon

2017 NOTRE DAME OPPONENT UPDATE					
Rk	Team	Record	Last Week	This Week	Next Week
4/ 4		0-0 0-0 Pac 12 South	--	vs. Western Mich. 5:15 p.m.	vs. Stanford 8:30 p.m.
RV/ RV		0-0 0-0 ACC Atlantic	--	vs. South Carolina 3 p.m.	vs. Marshall 6 p.m.
		0-0 0-0 ACC Atlantic	--	vs. Presbyterian 6:30 p.m.	at Boston College 1 p.m.
18/ 18		0-0 0-0 ACC Coastal	--	vs. Bethune Cook. 12:30 p.m.	at Arkansas St. 3:30 p.m.
		0-0 0-0 American West	--	at Florida Atlantic 8 p.m.	vs. Tulane 3:30 p.m.
14/ 14		0-0 0-0 Pac 12 North	--	vs. Rice 10 p.m.	at Southern Cal 8:30 p.m.

THE BRIAN KELLY FILE					
35th year in coaching // 27th year as head coach // Eighth year at Notre Dame					
Alma Mater: Assumption College (1983)					
School	Seasons	Record			Pct.
Grand Valley State	13	118	35	2	0.768
Central Michigan	3	19	16	0	0.543
Cincinnati	3	34	6	0	0.850
Notre Dame	7	59	31	0	0.656
TOTALS	26	230	88	2	0.722

HONORS AND ACCOLADES	
Year	Award
2012	AP National Coach of the Year
2012	Walter Camp National Coach of the Year
2012	Sporting News National Coach of the Year
2012	Home Depot National Coach of the Year
2012	Liberty Mutual National Coach of the Year
2012	AFCA National Coach of the Year
2009	Home Depot National Coach of the Year

BRIAN KELLY - THE DICK CORBETT HEAD FOOTBALL COACH

- Active winningest coach in FBS (230 wins)
- Fifth in wins at Notre Dame with 59
- Only two-time winner of The Home Depot Coach of the Year Award
- First coach in Notre Dame history to take Irish to a bowl game in each of his first six seasons
- Fourth among active FBS coaches in wins since 2001 (153), trailing only Urban Meyer, Nick Saban and Mark Richt
- Second-youngest coach to reach 200 career victories at a major school
- Only coach since 1994 to lead Notre Dame to any four-year span with a winning percentage of at least .700, which he has done three times
- Only coach in school history with at least eight wins in his first six seasons at the school, and just the 20th at a major school (ND+Power Five)
- First coach at Notre Dame to take Irish to six straight bowl games since Lou Holtz (1987-95)
- Joins Knute Rockne, Ara Parseghian and Holtz as the only coaches to twice reach double-digit wins at Notre Dame
- Led Notre Dame to its first undefeated season in 24 years in 2012
- That team finished the year ranked No. 4/3, the highest for an Irish squad since 1993 (No. 2/2)
- Oversaw the first football program to ever be ranked No. 1 in the AP & Coaches polls, first in NCAA Graduation Success Rate and reach the national title game
- Only the second coach in school history to win 12 games in a season (Lou Holtz in 1988)
- Has led his team to a bowl game in 10 of the last 11 seasons (first six at Notre Dame, all three at Cincinnati and final team at Central Michigan)
- Has finished .500 or better in 24 of 26 seasons as a head coach
- Boasts a 16-8 record in postseason as a head coach

WINNINGEST ACTIVE FBS COACHES (By victories)						
Rk.	Coach	School	Years	Record		Pct.
1.	Brian Kelly	Notre Dame	26	230	88	2 0.722
2.	Nick Saban	Alabama	21	205	61	1 0.770
3.	Bill Snyder	Kansas State	25	202	105	1 0.657
4.	Paul Johnson	Georgia Tech	20	177	87	0 0.670
5.	Urban Meyer	Ohio State	15	165	29	0 0.851
6.	Terry Bowden	Akron	23	164	99	2 0.623
7.	Rich Rodriguez	Arizona	22	156	113	2 0.579
8.	Mark Richt	Miami (Fla.)	16	154	55	0 0.737
9.	Gary Patterson	TCU	17	149	54	0 0.734
10.	Kirk Ferentz	Iowa	21	147	113	0 0.565

WINNINGEST ACTIVE FBS COACHES SINCE 2001					
Rk.	Coach	School	Record		Pct.
1.	Urban Meyer	Ohio State	165	29	0.851
2.	Mark Richt	Miami (Fla.)	154	55	0.737
3.	Nick Saban	Alabama	154	31	0.832
4.	Brian Kelly	Notre Dame	153	55	0.736
5.	Gary Patterson	TCU	149	53	0.738
6.	Kirk Ferentz	Iowa	131	73	0.642
7.	Paul Johnson	Georgia Tech	128	79	0.618
8.	Chris Petersen	Washington	119	26	0.821
9.	Frank Solich	Ohio	115	79	0.593
10.	Rich Rodriguez	Arizona	111	77	0.590

WINNINGEST ACTIVE FBS COACHES (By percentage)						
Rk.	Coach	School	Years	Record		Pct.
1.	Urban Meyer	Ohio State	15	165	29	0 0.851
2.	Jimbo Fisher	Florida State	7	78	17	0 0.821
3.	Chris Petersen	Washington	11	119	26	0 0.821
4.	David Shaw	Stanford	6	64	17	0 0.790
5.	Nick Saban	Alabama	21	205	61	1 0.770
6.	Dabo Swinney	Clemson	9	89	28	0 0.761
7.	Mark Richt	Miami (Fla.)	16	154	55	0 0.737
8.	Gary Patterson	TCU	17	149	54	0 0.734
9.	Brian Kelly	Notre Dame	26	230	88	2 0.722
10.	Bobby Petrino	Louisville	12	109	43	0 0.717

RECORD vs. AP TOP 25 (Min. 10 Games)					
Rk.	Coach	School	Record		Pct.
1.	Tom Herman	Texas	6	0	1.000
2.	Urban Myer	Ohio State	35	14	0.714
3.	David Shaw	Stanford	20	10	0.667
4.	Nick Saban	Alabama	72	38	0.655
5.	Jimbo Fisher	Florida State	17	10	0.630
6.	Matt Rhule	Baylor	3	2	0.600
7.	Jim Mora	UCLA	13	11	0.542
8.	Brian Kelly	Notre Dame	21	18	0.538
9.	Gary Patterson	TCU	22	19	0.537
10.	Mark Richt	Miami (Fla.)	39	36	0.520

THE RECORD WHEN...								
Stat	Kelly's Career			Kelly at ND		2016		Record (W-L)
	Record (W-L-T)			Record (W-L)		Record (W-L)		
Home	124	32	1	31	13	2	5	
Away	90	48	1	15	15	1	4	
Neutral	16	6	0	13	4	1	0	
In overtime	6	5	0	2	3	0	1	
Coming off a loss	50	29	0	16	13	3	4	
Coming off a win	165	48	1	41	18	0	4	
Coming off an open date	19	2	0	8	1	1	0	
vs. AP Top 25	21	18	0	11	14	0	2	
Both teams are in the AP Top 25	11	13	0	7	11	0	1	
Neither team is in the AP Top 25	51	28	0	19	12	3	4	
Team is ranked higher	55	13	0	33	10	0	2	
Opponent is ranked higher	8	13	0	5	9	0	2	
vs. In-State Opponents	75	22	2	5	0	0	0	
In August	5	2	0	2	0	0	0	
In September	69	33	0	17	10	1	3	
In October	80	24	2	20	7	2	2	
In November	65	24	0	17	11	1	3	
In December	11	2	0	3	1	0	0	
In January	0	3	0	0	2	0	0	
On TV (except GVSU regular season)	89	38	0	59	31	4	8	
On NBC	37	12	0	37	12	3	4	
On NBCSN	1	0	0	1	0	0	0	
On ABC	14	9	0	12	9	0	3	
On ESPN	12	7	0	4	5	1	0	
On ESPN2	8	2	0	1	0	0	0	
On CBS	3	2	0	3	2	0	1	
On FOX	0	3	0	0	3	0	0	
On CBS Sports Network	1	0	0	1	0	0	0	
Afternoon Games	154	61	2	36	17	4	5	
Night Games (6 p.m. or later)	76	27	0	23	14	0	3	
Decided by three points or fewer	43	22	2	10	10	1	4	
Decided by seven points or fewer	76	37	2	21	14	1	4	
Scoring first	158	35	0	44	17	4	6	
Opponent scores first	70	53	2	15	14	0	2	
Leading at halftime	181	19	0	48	9	4	3	
Tied at halftime	15	3	0	4	1	0	0	
Trailing at halftime	32	66	2	7	21	0	5	
Leading after three quarters	192	16	0	47	8	3	3	
Tied after three quarters	12	6	1	4	5	0	2	
Trailing after three quarters	23	67	1	8	18	0	3	

THE RECORD WHEN...								
Stat	Kelly's Career			Kelly at ND		2016		Record (W-L)
	Record (W-L-T)			Record (W-L)		Record (W-L)		
Scoring 40+ points	84	3	0	16	2	2	1	
Scoring 30-39 points	64	11	0	18	7	2	2	
Scoring 20-29 points	59	35	1	17	13	0	3	
Scoring 0-19 points	23	39	1	8	9	0	2	
Allowing 40+ points	7	22	0	1	8	0	2	
Allowing 30-39 points	17	34	0	6	13	1	3	
Allowing 20-29 points	59	25	1	11	8	1	1	
Allowing 0-19 Points	146	8	1	40	3	2	2	
Outrushing opponent	181	28	1	43	7	4	1	
Getting outrushed	45	58	1	14	24	0	7	
Passing for more yards	153	58	1	40	25	3	6	
Passing for fewer yards	76	29	1	19	6	1	2	
Outgaining opponent	193	30	1	48	13	4	4	
Outgained by opponent	35	55	1	11	18	0	4	
Winning time of possession battle	125	28	0	36	6	3	1	
Losing time of possession battle	103	58	2	23	25	1	7	
Scoring a DEF or ST touchdown	70	9	0	11	5	2	0	
Allowing a DEF or ST touchdown	21	29	0	7	10	1	3	
Fewer penalty yards	69	41	1	31	16	2	2	
More penalty yards	152	44	1	27	14	2	6	
Winning turnover battle	132	15	0	29	4	0	3	
Losing turnover battle	59	50	1	18	22	2	3	
Having indiv. 100-yd rusher	104	26	1	21	9	2	2	
Having indiv. 100-yd receiver	89	32	0	19	15	1	2	
Having indiv. 200-yd passer	155	47	1	41	22	3	6	
Allowing indiv. 100-yd rusher	43	48	1	11	20	0	7	
Allowing indiv. 100-yd receiver	65	38	0	9	13	1	3	
Allowing indiv. 200-yd passer	88	47	1	21	23	2	5	

2017 HONORS & AWARDS			
Player	Year	Pos.	Awards
Josh Adams	Jr.	RB	Team Captain Maxwell Award Watch List
Alizé Mack	Jr.	TE	Mackey Award Watch List
Green Martini	Sr.	LB	Team Captain
Mike McGlinchey	Sr.	OL	Team Captain College Football News Preseason 1st Team All-American Associated Press Preseason 2nd Team All-American Sports Illustrated Preseason 2nd Team All-American Maxwell Award Watch List Outland Trophy Watch List
Nyles Morgan	Sr.	LB	Team Captain Bednarik Award Watch List Nagurski Award Watch List Butkus Award Watch list
Sam Mustipher	Sr.	OL	Rimington Trophy Watch List
Quenton Nelson	Sr.	OL	Team Captain Associated Press Preseason 1st Team All-American Sports Illustrated Preseason 1st Team All-American College Football News Preseason 1st Team All-American Outland Trophy Watch List
Tyler Newsome	Sr.	P	Wuerffel Trophy Watch List
Durham Smythe	Gr.	TE	Mackey Award Watch List
Equanimeous St. Brown	Jr.	WR	Biletnikoff Award Watch List
Drue Tranquill	Sr.	S	Team Captain Lott Trophy Watch List Wuerffel Trophy Watch List
Austin Webster	Sr.	WR	Team Captain
Nic Wieshar	Sr.	TE	Wuerffel Trophy Watch List

STARTER SHEET				
OFFENSE	Pos.	2016	Streak	Career
Mike McGlinchey	RT/LT	12	26	26
Quenton Nelson	LG	12	18	23
Durham Smythe	TE	12	13	15
Alex Bars	LG/RT	12	12	14
Equanimeous St. Brown	WR	12	12	12
Sam Mustipher	C	12	12	12
Josh Adams	RB	9	8	12
Colin McGovern	RG	8		8
C.J. Sanders	WR	8	2	8
Alizé Mack	TE			5
Tyler Luatua	TE			4
C.J. Holmes	WR	4	1	4
Nic Weishar	TE	1		3
Kevin Stepherson	WR	3	2	3
Hunter Bivin	RG	1		1

DEFENSE	Pos.	2016	Streak	Career
Drue Tranquill	S	12	12	16
Nyles Morgan	LB	12	12	16
Jerry Tillery	DL	11	12	14
Andrew Trumbetti	DL	7	4	11
Greer Martini	LB	4		10
Devin Studstill	S	10	2	10
Te'von Coney	LB	9	2	9
Julian Love	CB	8	8	8
Donte Vaughn	CB	4		4
Devin Butler	CB			3
Troy Pride Jr.	CB	3	1	3
Shaun Crawford	CB	2		2
Nick Coleman	CB	2		2
Nick Watkins	CB			1
Jonathan Bonner	DL	1	1	1

CAREER STARTS BY POSITION										
WR	LT	LG	C	RG	RT	TE	WR	QB	WR	RB
Holmes (3)	McGlinchey (12)	Nelson (23)	Mustipher (12)	McGovern (8)	McGlinchey (14)	Smythe (15)	St. Brown (12)		Sanders (8)	Adams (12)
Stepherson (3)		Bars (2)		Bivin (1)	Bars (12)	Mack (5)				
						Luatua (4)				
						Wieshar (3)				
DL	DL	DL	DL	LB	LB	LB	CB	S	S	CB
Trumbetti (11)	Bonner (1)	Tillery (11)		Martini (10)	Morgan (16)	Coney (9)	Pride (3)	Tranquill (23)	Studstill (10)	Love (7)
							Crawford (2)	Love (1)		Watkins (2)
										Coleman (2)
										Vaughn (3)

2	DEXTER WILLIAMS	JR	RB
<ul style="list-style-type: none"> • Played in all 12 games in 2016 • Rushed for 200 yards with three touchdowns 			
3	C.J. SANDERS	JR	WR
<ul style="list-style-type: none"> • Kickoff return specialist • Led team with 1,165 all-purpose yards in 2016 • Actor as a child, played a young Ray Charles in movie "Ray" while also appearing on TV shows "Grey's Anatomy," "Cold Case," and "Judging Amy," • Father played football at Ohio State while mother played basketball at Michigan 			
4	TE'VON CONEY	JR	LB
<ul style="list-style-type: none"> • Played in all 12 games in 2016, with nine starts • Was fourth on the team with 62 tackles, including at least seven tackles in five different games 			
4	MONTGOMERY VANGORDER	SR	QB
<ul style="list-style-type: none"> • Serves as the primary holder on field goals and extra points • Older siblings all played collegiate athletics (brother Malloy football at Georgia, sister Morgan ran at Georgia, brother Mack played football at Auburn) 			
5	NYLES MORGAN	SR	LB
<ul style="list-style-type: none"> • Team captain • Led 2016 team with 94 tackles • Named to Butkus, Bednarik and Nagurski watch lists in 2017 • Had career-best 13 tackles in opener at Texas in 2016 • Registered two sacks in 2016 victory over Miami (Fla.) 			
6	EQUANIMEOUS ST. BROWN	JR	WR
<ul style="list-style-type: none"> • Team's offensive player of the year in 2016 • Led team in catches (58), receiving yards (961) and receiving touchdowns (nine) a season ago • Was sixth in the nation among freshman and sophomores in touchdown catches • Biletnikoff Watch List in 2017 			
7	NICK WATKINS	SR	CB
<ul style="list-style-type: none"> • Missed 2016 season after breaking arm during spring practice • Made first career start at Fiesta Bowl following 2015 season 			
7	BRANDON WIMBUSH	JR	QB
<ul style="list-style-type: none"> • Did not see the field in 2016 • Played in two games as a true freshman • Had 109 yards of total offense in collegiate debut against UMass, rushing for 92 yards and a 58-yard touchdown. 			

8	DONTE VAUGHN	SO	CB
<ul style="list-style-type: none"> • Played in 10 games as a true freshman in 2016, one of 10 true freshmen on the team to play in at least eight games • Recorded 22 tackles and seven pass break-ups • Made season-best seven tackles against Navy 			
9	KEENAN CENTLIVRE	SR	WR
<ul style="list-style-type: none"> • Scout team member attended same high school as John Goodman & Tyler Eifert 			
9	DAELIN HAYES	SO	DL
<ul style="list-style-type: none"> • Played in all 12 games as a rookie in 2016 • Made 11 tackles on the year and forced a fumble at NC State 			
10	CHRIS FINKE	JR	WR
<ul style="list-style-type: none"> • Played in 10 games last year after not seeing the field as a freshman • Scored a touchdown in each of the final two games of the season against Virginia Tech and USC 			
10	PATRICK PELINI	FR	DB
<ul style="list-style-type: none"> • Son of former Nebraska and current Youngstown St., coach Bo Pelini 			
11	FREDDY CANTEEN	GR	WR
<ul style="list-style-type: none"> • Graduate transfer from Michigan missed entire 2016 campaign due to injury, while playing in just six games in 2015 due to injury • Had a touchdown reception against Ohio State in 2014 			
12	IAN BOOK	SO	QB
<ul style="list-style-type: none"> • Did not see the field during first season with program in 2016 			
12	ALOHI GILMAN	SO	S
<ul style="list-style-type: none"> • Transfer from Naval Academy • Had a career-best 12 tackles for the Mids against the Irish in 2016 			
13	AVERY DAVIS	FR	QB
<ul style="list-style-type: none"> • 2016 UnderArmour All-American • Rated the No. 7 dual-threat quarterback by ESPN.com 			
13	JORDAN GENMARK-HEATH	FR	S
<ul style="list-style-type: none"> • Helped San Diego Cathedral Catholic to 15-0 record and state title as a senior • Rated No. 39 safety by 247Sports.com 			
14	J.D. CARNEY	FR	QB
<ul style="list-style-type: none"> • Son of former Notre Dame kicker John Carney, the fifth-leading point-scorer in Irish football history 			

14	DEVIN STUDSTILL	SO	S
<ul style="list-style-type: none"> • Made nine starts as a rookie in 2016, while appearing in all 12 games • Posted 37 tackles, including 28 solo stops • Snared an interception against Michigan State 			
15	JOSH MAHONEY	FR	DB
<ul style="list-style-type: none"> • Father, Craig, played football at Iowa State 			
15	CAM SMITH	GR	WR
<ul style="list-style-type: none"> • Graduate transfer from Arizona State • Has 908 receiving yards and six touchdowns in three years of playing time (missed 2015 season due to injury) • Led Sun Devils with 67 receiving yards and a TD against Notre Dame in 2015 			
15	C.J. HOLMES	FR	RB
<ul style="list-style-type: none"> • Early enrollee joined program in January 2017 • Rated nation's No. 5 all-purpose back by Scout as well as No. 2 player in Connecticut by Scout, 247 Sports, ESPN and Rivals 			
17	NOLAN HENRY	JR	QB
<ul style="list-style-type: none"> • Scout team quarterback yet to see the field • Established the Titans Youth Foundation Food Drive to "Tackle Hunger," which is now the second-largest one-day food drive in the Pacific Northwest 			
17	ISAIAH ROBERTSON	FR	S
<ul style="list-style-type: none"> • Early enrollee joined the team in January 2017 • Rated the No. 24 safety in the country by 247Sports • Chicago Tribune First Team All-State in 2016 			
18	CAMERON EKANAYAKE	FR	QB
<ul style="list-style-type: none"> • Walk-on helped Edwardsburg High School to 12-1-1 record in 2016 			
18	TROY PRIDE JR.	SO	CB
<ul style="list-style-type: none"> • Saw action in eight games during rookie campaign in 2016 • Made 12 tackles, highlighted by five in win over Miami (Fla.) • Recovered a fumble in season finale at Southern Cal 			
19	JUSTIN YOON	JR	K
<ul style="list-style-type: none"> • Has been primary place kicker since freshman year • Enters junior year ninth in career points by a kicker with 178 • Hit a career long field goal of 52 yards against Navy in 2015, the third-longest in school history and longest by any freshman kicker that season 			

20	SHAUN CRAWFORD	JR	CB
<ul style="list-style-type: none"> • Played in just two games during first two season at Notre Dame • Recorded five tackles in 2016 opener at Texas, while also returning a blocked PAT for two points • Tore Achilles in second game of 2016 against Nevada after tearing his ACL in 2015 fall camp 			
21	JALEN ELLIOTT	SO	S
<ul style="list-style-type: none"> • Played in all 12 games as a freshman in 2016 • Made 14 tackles, including four each against Army and Syracuse 			
22	ASMAR BILAL	JR	LB
<ul style="list-style-type: none"> • Played in all 12 games in 2016, mostly on special teams • Had five tackles at NC State and a sack against Miami (Fla.) 			
23	DRUE TRANQUILL	SR	S
<ul style="list-style-type: none"> • Team Captain • Wuerffel Trophy Watch List in 2017 • First Team CoSIDA Academic All-American in 2016 • Was second on the team with 79 tackles while playing in all 12 games last year • Had a career-best 13 tackles in win over Syracuse 			
24	MICK ASSAF	SO	WR
<ul style="list-style-type: none"> • Scout team member did not see the field as a freshman 			
24	NICK COLEMAN	JR	S
<ul style="list-style-type: none"> • Saw the field in all but one game in 2016 with a pair of starts • Finished season with 17 total tackles, including five each in games against Nevada and Michigan State 			
25	JAFAR ARMSTRONG	FR	WR
<ul style="list-style-type: none"> • Rated the No. 68 wide receiver by 247 Sports • Helped Bishop Miege to three consecutive Kansas state titles 			
26	AUSTIN WEBSTER	SR	WR
<ul style="list-style-type: none"> • Team captain • As a walk-on at captaincy selection, was the first walk-on to be named a captain at Notre Dame • Awarded a scholarship during 2017 fall camp • Saw action against UMass in 2015 			
27	JULIAN LOVE	SO	CB
<ul style="list-style-type: none"> • 247 Sports Freshman All-American in 2016 • Played in all 12 games, starting the final eight • Finished with 45 tackles, 2.0 for loss, four PBUs and a forced fumble • Made a season-high nine tackles against Southern Cal 			

28	NICCO FERTITTA	JR	S
<ul style="list-style-type: none"> • Played in 23 career games, primarily on special teams • Made 17 tackles last season, including a career-best four against Syracuse • Attended same high school as Alizé Mack 			

29	SAM KOHLER	SR	K
<ul style="list-style-type: none"> • Reserve place kicker yet to see game action • Scored 29 on the ACT as 7th grader (with high score of 36 as junior) 			

29	KEVIN STEPHERSON	SO	WR
<ul style="list-style-type: none"> • Played in all 12 games as a true freshman in 2016, starting three • Was third on team in both receptions (25) and yards (462) • Five receiving TDs were the second-most by a freshman in school history 			

30	JEREMIAH OWUSU-KORAMOAH	FR	LB
<ul style="list-style-type: none"> • Rated No. 28 safety by ESPN.com • First team Virginia High School League All-State 			

31	TEMITOPE AGORO	SO	CB
<ul style="list-style-type: none"> • Walk-on joined team in fall 2016 			

31	GRANT HAMMAN	SR	WR
<ul style="list-style-type: none"> • Walk-on who's father, Gregg, played for Hayden Fry at Iowa 			

32	D.J. MORGAN	SO	S
<ul style="list-style-type: none"> • One of nine scholarship freshmen who did not see action in 2016 • Was his the No. 23 ranked safety by Rivals in his class 			

33	JOSH ADAMS	JR	RB
<ul style="list-style-type: none"> • Team captain • Enters 2017 just 527 yards shy of program's career top-10 in rushing yards • Ran for 933 yards with five touchdowns last year • Owns Notre Dame record for rushing yards by a freshman at 835 			

34	TONY JONES JR.	SO	RB
<ul style="list-style-type: none"> • One of nine scholarship freshmen who did not see the field in 2016 • 2015 U.S. Army All-American 			

35	DAVID ADAMS	FR	LB
<ul style="list-style-type: none"> • Rated No. 4 inside linebacker by Scout • Named the 2016 PA Football News 6-A Defensive Player of the Year 			

37	ROBERT REGAN	JR	LB
<ul style="list-style-type: none"> • Walk-on linebacker 			

38	DEON MCINTOSH	SO	RB
<ul style="list-style-type: none"> • One of nine scholarship freshmen who did not see the field in 2016 • Second all-time in scoring and rushing at Cardinal Gibbons • No. 18 running back in class by Rivals 			

38	CHRISTOPHER SCHILLING	SO	S
<ul style="list-style-type: none"> • Did not see action in 2016 			

39	JONATHAN DOERER	FR	K/P
<ul style="list-style-type: none"> • Registered a touch back on 92% of kickoffs • Rated the No. 6 kicker in his class by Scout 			

39	BRANDON GARCIA	SO	CB/WR
<ul style="list-style-type: none"> • Walk-on was the running back for Stanford Hall, men's interhall football champion in 2016 			

40	DREW WHITE	FR	LB
<ul style="list-style-type: none"> • Rated the No. 17 inside linebacker by ESPN.com • Helped St. Thomas Aquinas to five shutouts during senior season 			

41	KURT HINISH	FR	DL
<ul style="list-style-type: none"> • No. 26 defensive tackle by ESPN.com • Helped Pittsburgh Central Catholic to 14-2 record as a senior 			

42	JULIAN OKWARA	SO	DL
<ul style="list-style-type: none"> • Played in all but one game as a true freshman with four tackles • Moved to the U.S. from Nigeria in third grade 			

42	JEFF RINEY	JR	P
<ul style="list-style-type: none"> • Punter has yet to see game action 			

43	BRIAN BALL	JR	CB
<ul style="list-style-type: none"> • Class valedictorian at Indianapolis Bishop Chatard yet to play 			

44	JAMIR JONES	SO	LB
<ul style="list-style-type: none"> • Played in 10 games during rookie campaign • Led team with eight kickoff return tackles 			

45	JONATHAN JONES	SO	LB
<ul style="list-style-type: none"> • One of nine scholarship freshman to not see the field in 2016 • Second Team AP All-Florida selection in 2015 • Played on U.S. U-19 team versus Canada in 2016 International Bowl 			

46	MATT BUSHLAND	SO	LS
<ul style="list-style-type: none"> • One of two long snappers on the Irish roster 			

46	JIMMY THOMPSON	JR	LB
<ul style="list-style-type: none"> • Has not seen the field during first two seasons at Notre Dame • Led Hinsdale Central High School with 116 tackles as senior in 2014 			

47	CHRIS BURY	JR	TE
<ul style="list-style-type: none"> • Transfer from Stonehill College (Mass.) joined team as walk-on in spring 2017 • Stonehill offers dual-degree engineer program which allows student to earn a science degree in three years, then transfer to Notre Dame for two years to complete bachelor's in engineering 			

47	KOFI WARDLOW	FR	DL
<ul style="list-style-type: none"> • Has only played football for two years • Had 84 taackles, 28.5 TFLs and 9.5 sacks as a senior 			

48	GREER MARTINI	SR	LB
<ul style="list-style-type: none"> • Played in all 12 games with four starts in 2016 • Considered one of the team's best against the option, recorded a career-best 11 tackles against Navy while adding nine versus Army 			

49	JACK HENIGE	FR	TE
<ul style="list-style-type: none"> • All-Illinois performer on 11-2 Fenwick High team • Attended same high school as 1953 Notre Dame Heisman winner John Lattner 			

49	BRANDON HUTSON	JR	LB
<ul style="list-style-type: none"> • Has not seen the field while playing for defensive scout team 			

51	DEVYN SPRUELL	JR	LB
<ul style="list-style-type: none"> • Has not had game action while member of defensive scout team 			

53	KHALID KAREEM	SO	DL
<ul style="list-style-type: none"> • Saw action in four games as a freshman in 2016 			

53	SAM MUSTIPHER	SR	OL
<ul style="list-style-type: none"> • Rimington Award Watch List in 2017 • Started all 12 games at center last year, paving the way for RB Josh Adams to go over 100 yards in four games 			

54	LINCOLN FEIST	JR	DL
<ul style="list-style-type: none"> • Yet to see action while playing on the scout team 			

54	JOHN SHANNON	SO	LS
<ul style="list-style-type: none"> • Did not see the field in 2016 as a freshman • Considered the top long snapper in the 2015 recruiting class 			

55	JONATHAN BONNER	SR	DL
<ul style="list-style-type: none"> • Played in all 12 games last year, starting against Army • Totaled nine tackles, highlighted by four against the Black Knights 			

56	QUENTON NELSON	SR	OL
<ul style="list-style-type: none"> • Team captain • Outland Trophy Watch List and Preseason All-American (AP & Sports Illustrated) in 2017 • Started all 12 games at left tackle in 2016, helping RB Josh Adams go for over 100 yards in four games 			

57	TREVOR RUHLAND	JR	OL
<ul style="list-style-type: none"> • Saw action as a reserve offensive lineman in nine contests in 2016 			

58	ELIJAH TAYLOR	JR	DL
<ul style="list-style-type: none"> • Played in four games on the year, making three tackles at USC 			

59	KIER MURPHY	JR	LB
<ul style="list-style-type: none"> • Yet to see action while playing on defensive scout team 			

61	COLIN GRUNHARD	FR	OL
<ul style="list-style-type: none"> • Made 50 consecutive starts at Bishop Miege High School • Father, Tim, played for Irish from 1986-89 and was starting guard for 1988 national championship team before playing center for the Kansas City Chiefs • Twin sister, Cailey, is on the Notre Dame swimming team 			

62	LOGAN PLANTZ	JR	OL
<ul style="list-style-type: none"> • Walk-on transferred to Notre Dame from Holy Cross College in January 2016 			

63	SAM BUSH	SR	DL
<ul style="list-style-type: none"> • Yet to see game action while playing on the scout team 			

64	RYAN KILANDER	SR	DL
<ul style="list-style-type: none"> • Has not seen the field while playing on the scout team 			

67	JIMMY BYRNE	SR	OL
<ul style="list-style-type: none"> • Has not seen game action 			

68	MIKE McGLINCHEY	SR	OL
<ul style="list-style-type: none"> • 22nd two-time captain in Notre Dame history • AP Second Team All-American in 2016 • Outland and Maxwell Trophy Watch Lists in 2017 • Started all 12 games at left tackle in 2016 after starting all 13 at right tackle in 2015 			

69	AARON BANKS	FR	OL
<ul style="list-style-type: none"> • Early enrollee joined team in January 2017 • Rated No. 9 offensive guard by Scout • Named First Team All-NorCal by MaxPreps 			

70 HUNTER BIVIN GS OL

- Has appeared in all but one game over the past two seasons as a reserve offensive lineman and special teams player
- Won the 2012 Kentucky 3-A state title in shot put

71 ALEX BARS SR OL

- Started all 12 games at right tackle in 2016
- Helped pave the way for RB Josh Adams to go over 100 yards in four games last season

72 ROBERT HAINSEY FR OL

- Early enrollee joined Irish program in January 2017
- Helped IMG Academy outsote opponents 401-104 during senior season
- Rated No. 1 offensive guard by ESPN.com

74 LIAM EICHENBERG SO OL

- One of nine scholarship freshmen to not see the field in 2016
- AP All-Ohio First Team in 2015 and the No. 6 rated offensive tackle according to ESPN.com

75 JOSH LUGG FR OL

- Helped North Allegheny go 9-3 while rushing for 3,303 yards and 50 touchdowns in 2015
- Recorded 18 tackles, four TFL and three sacks while playing both ways

76 DILLAN GIBBONS FR OL

- Was the first commitment of Notre Dame's 2017 freshman class
- No. 26 offensive guard according to Scout

77 BRANDON TIASSUM JR DL

- Has not seen the field in two seasons with the Irish

78 TOMMY KRAEMER SO OL

- One of nine scholarship freshmen to not see the field in 2016
- Was the first commitment of Notre Dame's 2016 freshman class
- 2015 Gatorade Ohio Player of the year, the first offensive lineman to win the award since 2006
- 2015 U.S. Army All-American
- Attended Cincinnati Elder, the same school as former Irish TE and Minnesota Viking Kyle Rudolph

80 DURHAM SMYTHE GS TE

- Mackey Award Watch List in 2017
- Started all 12 games in 2016, making 13 receptions for 137 yards with five touchdowns
- Father, Roy, won the 1980 Southwest Conference title at Baylor as an offensive lineman

81 MILES BOYKIN JR WR

- Played in all 12 games as a sophomore with six catches for 81 yards
- Had a touchdown grab against Virginia Tech

82 NIC WEISHAR SR TE

- Wuerffel Trophy Watch List in 2017
- Played in all 12 games in 2016, making three catches for 47 yards

83 CHASE CLAYPOOL SO WR

- Eighth Canadian to play football at Notre Dame
- Played in all 12 games as a freshman in 2016, making six catches
- Also led team with 11 special teams tackles

84 COLE KMET FR TE

- No. 2 tight end in signing class by Tom Lemming
- U.S. Army All-American
- Caught 48 passes for 773 yards and four scores as a senior

85 TYLER NEWSOME SR P

- Wuerffel Trophy Watch List and Allstate AFCA Good Works Team Nominee in 2017
- Has been the Irish punter since start of the 2015 season
- Owns program record for single-game punt average (52.4 yards per punt against UMass in 2015)
- Second in career punting average at Notre Dame at 44.0 yards per punt

85 ARION SHINAVER SO WR

- Did not see game action as a freshman while on scout team

86 ALIZÉ MACK JR TE

- Did not play in games for the Irish last season
- Saw action in all 13 games as a freshman in 2015, making 13 catches for 190 yards
- Had a career-long 45-yard reception during game-winning touchdown drive at Temple in 2015

87 MICHAEL YOUNG FR WR

- Helped Destrehan to an 11-1 record in 2016, making 34 catches for 507 yards and six touchdowns
- No. 69 wide receiver according to 247 Sports

88 JAVON MCKINLEY SO WR

- Saw action in six games during freshman season in 2016
- Had the third-most receiving yards in CIF Southern Section history during prep career, totaling 3,752 over four years

89	BROCK WRIGHT	FR	TE
<ul style="list-style-type: none"> • Early enrollee joined program in January 2017 • Rated the No. 1 tight end in signing class by Rivals, ESPN and Tom Lemming • Caught 30 passes for 491 yards and four touchdowns in a run-heavy offense 			

91	ADETOKUNBO OGUNDEJI	SO	DL
<ul style="list-style-type: none"> • One of nine scholarship freshmen who did not see the field in 2016 • Enrolled at Notre Dame as a 17-year-old • Played in just four games as a senior due to injury after making 68 tackles and nine sacks as a junior in 2014 			

92	JONATHON MACCOLLISTER	FR	DL
<ul style="list-style-type: none"> • Helped Bishop Moore to a 25-3 record over the last two years, including a Florida Class 5-A state title in 2015 • Rated the No. 37 defensive end in class by ESPN 			

93	JAY HAYES	SR	DL
<ul style="list-style-type: none"> • Played in 10 games as a junior, making 10 tackles 			

94	DARNELL EWELL	FR	DL
<ul style="list-style-type: none"> • Rated the No. 7 offensive guard by Scout • Helped Lake Taylor to an 11-2 record as a senior 			

95	MYRON TAGOVAIOLA-AMOSA	FR	DL
<ul style="list-style-type: none"> • Had 34 TFLs and 18 sacks as a senior, helping Kapolei to a 10-3 record and earning Honolulu Star-Advertiser All-State honors • Rated the No. 18 strong-side defensive end by 247 Sports 			

96	PETE MOKWUAH	SR	DL
<ul style="list-style-type: none"> • Saw the field in four games as a junior, making his first career tackle against Miami (Fla.) 			

97	MICAH DEW-TREADWAY	JR	DL
<ul style="list-style-type: none"> • Has yet to play at Notre Dame • Was one of 10 scholarship freshmen to not play in 2015 before suffering a broken foot that held him out in 2016 • Made 50 tackles, 12 for loss and eight sacks, as a senior at Bolingbrook High School 			

98	ANDREW TRUMBETTI	SR	DL
<ul style="list-style-type: none"> • Played in all 12 games in 2016, making seven starts • Was fourth among defensive linemen with 26 tackles • Made a career-high six tackles against Navy 			

99	JERRY TILLERY	JR	DL
<ul style="list-style-type: none"> • Has played in all but one game during his first two seasons at Notre Dame, starting 14 of those contests • Has 49 career tackles, five for loss • Made a career-best nine tackles in hurricane at NC State 			

NOTRE DAME

Rushing	
Had 400 or more yards:	vs. Massachusetts, 2015 (457)
Had 300 or more yards:	vs. Miami (Fla.), 2012 (376)
Had 70 or more rushing attempts:	vs. Michigan State, 1991 (76)
Had 60 or more rushing attempts:	vs. Navy, 2007 (63)
Had 50 or more rushing attempts:	vs. Massachusetts, 2015 (51)
Had eight or more rush TDs:	vs. Pittsburgh, 1965 (9)
Had seven rush TDs:	vs. Navy, 2011 (7)
Had six rush TDs:	vs. Massachusetts, 2015 (6)
Had five rush TDs:	vs. Miami (Fla.), 2012 (5)
Had four rush TDs:	vs. Navy, 2015 (4)
Had two players with 100 rush yards in a game:	at Stanford, 2015 (Josh Adams 168, DeShone Kizer 128)

Passing	
Had 500 or more yards:	at USC, 1970 (526)
Had 400-499 yards:	vs. Syracuse, 2016 (471)
Had 300-399 yards:	vs. Duke, 2016 (381)
Had 50 or more pass attempts:	at Florida State, 2014 (52)
Had 40-49 pass attempts:	vs. Northwestern, 2014 (40)
Had 30-39 pass attempts:	vs. Syracuse, 2016 (35)
Had 35-39 pass completions:	at Clemson, 2015 (35)
Had 30-34 pass completions:	at Florida State, 2014 (31)
Had 25-29 pass completions:	vs. Purdue, 2014 (25)
Had six or more passing TDs:	vs. BYU, 2005 (6)
Had five or more passing TDs:	at Texas, 2016 (5)
Had four or more passing TDs:	vs. Syracuse, 2014 (4)
Had three or more passing TDs:	vs. Syracuse, 2016 (3)
Had five or more passes intercepted:	vs. USC, 1967 (7)
Had four or more passes intercepted:	at Arizona State, 2014 (4)
Had three or more passes intercepted:	vs. Boston College, 2015 (3)

Receiving	
Had two players with 100 receiving yards in a game:	vs. Boston College, 2015 (Chris Brown - 104, Amir Carlisle - 101)
Had a player with over 150 receiving yards in a game:	vs. Syracuse, 2016 (Equanimeous St. Brown - 182)
Had two players with 10 catches in a game:	vs. BYU, 2005 (Maurice Stovall - 14, Jeff Samardzija - 10)

Combination Offense	
Had a 400-yard passer and 100-yard rusher in a game:	vs. Syracuse, 2016 (DeShone Kizer - 471, Josh Adams - 102)
Had a 300-yard passer and 100-yard rusher in a game:	vs. Syracuse, 2016 (DeShone Kizer - 471, Josh Adams - 102)
Had a 400-yard passer and 100-yard receiver in a game:	vs. Syracuse, 2016 (DeShone Kizer - 471, Equanimeous St. Brown - 182)
Had a 300-yard passer and 100-yard receiver in a game:	vs. Syracuse, 2016 (DeShone Kizer - 471, Equanimeous St. Brown - 182)
Had a 400-yard passer, 100-yard rusher and 100-yard receiver in a game:	vs. Syracuse, 2016 (DeShone Kizer - 471, Josh Adams - 102, Equanimeous St. Brown - 182)
Had a 300-yard passer, 100-yard rusher and 100-yard receiver in a game:	vs. Syracuse, 2016 (DeShone Kizer - 471, Josh Adams - 102, Equanimeous St. Brown - 182)
Had a 200-yard passer, 100-yard rusher and 100-yard receiver in a game:	vs. Syracuse, 2016 (DeShone Kizer - 471, Josh Adams - 102, Equanimeous St. Brown - 182)
Had a 400-yard passer and 100-yard rusher in a game:	vs. Syracuse, 2016 (DeShone Kizer - 471, Josh Adams - 102)
Had a 300-yard passer and 100-yard rusher in a game:	vs. Syracuse, 2016 (DeShone Kizer - 471, Josh Adams - 102)
Had a 200-yard passer and 100-yard rusher in a game:	at USC, 2016 (DeShone Kizer - 220, Josh Adams - 180)
Had a 100-yard receiver and 100-yard rusher in a game:	vs. Syracuse, 2016 (Equanimeous St. Brown - 182, Josh Adams - 102)

Total Offense	
Had 600 or more yards total offense:	vs. Syracuse, 2016 (654)
Had 500-599 yards total offense:	vs. Duke, 2016 (534)
Had 400-499 yards total offense:	at USC, 2016 (408)
Had 100 or more plays total offense:	vs. Pittsburgh, 2012 (104)
Had 85-99 plays total offense:	at Florida State, 2014 (87)
Had 75-84 plays total offense:	at USC, 2016 (76)

Scoring	
Scored 60 or more points:	vs. Massachusetts, 2015 (62)
Scored 50-59 points:	vs. Syracuse, 2016 (50)
Scored 40-49 points:	at Texas, 2016 (47)
Scored 30-39 points:	vs. Duke, 2016 (35)
Scored a two-point conversion:	at Virginia, 2015
Allowed 60 or more points:	Never
Allowed 50-59 points:	at Texas, 2016 (50)
Allowed 40-49 points:	at USC, 2016 (45)
Allowed 30-39 points:	vs. Syracuse, 2016 (33)
Was held scoreless:	at Boston College, 2008 (17-0)
Was held scoreless at home:	USC, 2007 (38-0)
Was held scoreless on the road:	at Boston College, 2008 (17-0)
Was held without offensive touchdown:	at NC State, 2016 (10-3)
Was held without offensive touchdown on the road:	at NC State, 2016 (10-3)
Was held without offensive touchdown at home:	vs. USC, 2007 (38-0)
Held opponent scoreless:	vs. Michigan, 2014 (31-0)
Held opponent scoreless at home:	vs. Michigan, 2014 (31-0)
Held opponent scoreless on the road:	at Purdue, 1993 (17-0)
Held opponent without offensive touchdown:	at NC State, 2016 (10-3)
Held opponent without offensive touchdown on the road:	at NC State, 2016 (10-3)
Held opponent without offensive touchdown at home:	vs. Texas, 2015 (38-3)
Held opponent scoreless at neutral site:	vs. Maryland (Giants Stadium - East Rutherford, NJ), 2002 (22-0)
Had two or more opponents scoreless in a season:	2002 vs. Maryland (22-0) vs. Rutgers (42-0)
Had three or more opponents scoreless in a season:	1976 vs. Purdue (23-0) at Northwestern (49-0), vs. Oregon (41-0)
Had four or more opponents scoreless in a season:	1966 vs. Army (35-0) vs. North Carolina (32-0), at Oklahoma (38-0), vs. Pittsburgh (40-0) vs. Duke (64-0), at USC (51-0)
Had five or more opponents scoreless in a season:	1966 vs. Army (35-0) vs. North Carolina (32-0), at Oklahoma (38-0), vs. Pittsburgh (40-0) vs. Duke (64-0), at USC (51-0)
Had six or more opponents scoreless in a season:	1966 vs. Army (35-0) vs. North Carolina (32-0), at Oklahoma (38-0), vs. Pittsburgh (40-0) vs. Duke (64-0), at USC (51-0)
Had multiple players with multiple TDs in a game:	vs. Texas, 2015 (Josh Adams - 2, Will Fuller - 2)

Turnovers	
Did not commit a turnover:	at Texas, 2016
Committed six or more turnovers:	vs. Navy, 1984 (6)
Committed five turnovers:	vs. Boston College, 2015 (5)
Lost four or more fumbles:	vs. Michigan State, 1999 (4)
Lost three fumbles:	at Clemson, 2015 (3)
Recorded six or more takeaways:	vs. Michigan, 2012 (6)
Recorded five takeaways:	vs. Boston College, 2009 (5)
Returned two or more interceptions for TDs:	vs. Stanford, 2002 (2) (Shane Walton - 18 yards, Courtney Watson - 34 yards)
Returned an interception for a TD:	vs. Wake Forest, 2015 (1) (Andrew Trumbetti - 28 yards)
Returned a fumble for a TD:	vs. Northwestern, 2012 (1) (Austin Collinsworth - 32 yards)

Defense	
Held opponent 50 or fewer rushing yards:	at Florida State, 2014 (50)
Held opponent to 100 or fewer passing yards:	at NC State, 2016 (41)
Held opponent to 101-200 passing yards:	vs. Stanford, 2016 (120)
Held opponent to 201-300 yards total offense:	vs. Stanford, 2016 (296)
Held opponent to 200 or fewer yards total offense:	at NC State, 2016 (198)
Intercepted five or more passes:	vs. Michigan, 2012 (5)
Intercepted four passes:	vs. Rutgers (Pinstripe Bowl), 2013 (4)
Intercepted three passes:	vs. Michigan, 2014 (3)
Forced five or more fumbles:	vs. Washington, 2004 (5)
Forced four fumbles:	at UCLA, 2007 (4)
Forced three fumbles:	at NC State, 2016 (3)
Scored a safety:	vs. Nevada, 2016
Recorded nine or more sacks:	vs. Rutgers, 1996 (9)
Recorded eight sacks:	vs. Hawai'i (Hawai'i Bowl), 2008 (8)
Recorded seven sacks:	at Stanford, 2005 (7)
Recorded six sacks:	vs. Arizona State, 2013 (6)

Recorded five sacks: at Boston College, 2012 (5)
 Held opponent to 10 or fewer first downs: vs. Texas, 2015 (8)

Special Teams

Returned a punt for a TD: vs. Massachusetts, 2015 (C.J. Sanders, 50 yards)
 Returned a blocked punt for a TD: vs. USC, 2015 (Amir Carlisle, 5 yards)
 Returned a kickoff for a TD: vs. Syracuse, 2016 (C.J. Sanders, 93 yards)
 Returned a blocked FG for a TD at Air Force, 2006 (Terrail Lambert, 76 yards)
 Blocked a punt: vs. USC, 2015 (Equinameous St. Brown)
 Punted 10 or more times: USC, 2007 (10)
 Did not punt: vs. Navy, 2013
 Blocked a field goal: vs. LSU (Music City Bowl), 2014 (Isaac Rochell)
 Had a field goal blocked: at Texas, 2016
 Blocked a PAT kick: vs. Syracuse, 2016 (Jarron Jones)
 Scored on a blocked PAT attempt: vs. Syracuse, 2016 (Cole Luke)
 Missed a kicking PAT: vs. Nevada, 2016
 Had a kicking PAT blocked: vs. Northwestern, 2014
 Opponent scored on a blocked PAT attempt: vs. Northwestern, 2014
 Had a punt blocked: at NC State, 2016

Miscellaneous

Had 30 or more first downs: vs. Massachusetts, 2015 (30)
 Had 25-29 first downs: vs. Syracuse, 2016 (25)
 Had 20-24 first downs: at USC, 2016 (23)
 Was not penalized: at LSU, 1997
 Had 10 or more penalties: North Carolina, 2014 (10)
 Had 120 or more yards in penalties: at Rutgers, 2000 (120)
 Had 40 minutes or more of possession time: vs. Washington State, 2009 (40:54)
 Had 35-40 minutes of possession time: vs. Texas, 2015 (39:10)
 Was involved in a tie game: at USC, 1994 (17-17)
 Was involved in an overtime game: at Texas, 2016 (47-50)
 Was involved in a double overtime game: at Texas, 2016 (47-50)
 Was involved in a triple overtime game: vs. Pittsburgh, 2012 (29-26)
 Was involved in a quadruple overtime game: vs. Pittsburgh, 2008 (33-36)

A NOTRE DAME PLAYER

Rushing

Rushed for 250-299 yards: Julius Jones at Pittsburgh, 2003 (262)
 Rushed for 200-249 yards: Julius Jones at Stanford, 2003 (218)
 Rushed for 175-199 yards: Josh Adams at USC, 2016 (180)
 Rushed for 150-174 yards: Josh Adams at Stanford, 2015 (168)
 Rushed for 125-149 yards: DeShone Kizer at Stanford, 2015 (128)
 Rushed for 100-124 yards: Josh Adams vs. Syracuse, 2016 (102)
 Quarterback rushed for 100 or more yards: DeShone Kizer at Stanford, 2015 (128)
 Rushed 40 or more times: Allen Pinkett at LSU, 1984 (40)
 Rushed 35-39 times: Julius Jones vs. BYU, 2003 (35)
 Rushed 30-34 times: James Aldridge vs. Navy, 2007 (32)
 Rushed 25-29 times: Cierre Wood vs. Boston College, 2011 (26)
 Rushed for four or more TDs: Emmett Mosley vs. Navy, 1994 (4)
 Rushed for three TDs: C.J. Proisie vs. Navy, 2015 (3)
 Rushed for two TDs: DeShone Kizer vs. Michigan State, 2016 (2)
 Had a run of 90 yards or more: Josh Adams vs. Wake Forest, 2015 (98)
 Had a run of 80-89 yards: Robert Farmer vs. Boston College, 1996 (91)
 Had a run of 70-79 yards: DeShone Kizer at Temple, 2015 (79)
 Had a run of 60-69 yards: Josh Adams at Stanford, 2015 (62)
 Had a run of 50-59 yards: Dexter Williams vs. Syracuse, 2016 (59)

Passing

Passed for 500 or more yards: Joe Theismann at USC, 1970 (526)
 Passed for 400-499 yards: DeShone Kizer vs. Syracuse, 2016 (471)
 Passed for 300-399 yards: DeShone Kizer vs. Duke, 2016 (381)
 Attempted 50 or more passes: Everett Golson at Florida State, 2014 (52)
 Attempted 40-49 passes: Everett Golson vs. Northwestern, 2014 (40)
 Attempted 30-39 passes: DeShone Kizer at USC, 2016 (32)
 Completed 30 or more passes: Everett Golson at Florida State, 2014 (31)
 Completed 20-29 passes: DeShone Kizer vs. Syracuse, 2016 (23)
 Threw six TDs: Brady Quinn vs. BYU, 2005 (6)
 Threw five or more TDs: DeShone Kizer at Texas, 2016 (5)
 Threw four or more TDs: Everett Golson vs. Syracuse, 2014 (4)
 Threw three or more TDs: DeShone Kizer vs. Syracuse, 2016 (3)
 Threw five or more interceptions: Terry Hanratty vs. USC, 1967 (5)
 Threw four interceptions: Everett Golson at Arizona State, 2014 (4)
 Threw three interceptions: Tommy Rees vs. Boston College, 2015 (3)

Completed a pass of 90 yards or more: Dayne Crist vs. Michigan, 2010 (95)
 Completed a pass of 80-89 yards: DeShone Kizer vs. Ohio State (Fiesta Bowl), 2015 (81)
 Completed a pass of 70-79 yards: DeShone Kizer vs. Syracuse, 2016 (79)
 Completed a pass of 60-69 yards: DeShone Kizer vs. Syracuse, 2016 (67)
 Completed a pass of 50-59 yards: DeShone Kizer vs. Syracuse, 2016 (54)

Receiving

Caught 15 or more passes: Never
 Caught 10-14 passes: Michael Floyd vs. Boston College, 2011 (10)
 Caught seven to nine passes: Amir Carlisle vs. Boston College, 2015 (7)
 Had 200 or more yards receiving: Golden Tate at Stanford, 2009 (201)
 Had 175-199 yards receiving: Equanimeous St. Brown vs. Syracuse, 2016 (182)
 Had 150-174 yards receiving: Will Fuller at Pittsburgh, 2015 (152)
 Had 100-149 yards receiving: Equanimeous St. Brown vs. Duke, 2016 (116)
 Caught four or more TDs: Maurice Stovall vs. BYU, 2005 (4)
 Caught three TDs: Will Fuller at Pittsburgh, 2015 (3)
 Caught two TDs: Equanimeous St. Brown vs. Syracuse, 2016 (2)

Total Offense

Had 500 or more yards total offense: Joe Theismann at USC, 1970 (512)
 Had 400-499 yards total offense: DeShone Kizer vs. Syracuse, 2016 (472)
 Had 100 yards both passing and rushing: DeShone Kizer at Stanford, 2015 (234 passing, 128 rushing)

Scoring

Accounted for six or more touchdowns: DeShone Kizer at Texas, 2016 (1 rushing, 5 passing)
 Accounted for five touchdowns: Everett Golson vs. Rice, 2014 (3 rushing, 2 passing)
 Accounted for four touchdowns: DeShone Kizer vs. Syracuse, 2016 (1 rushing, 3 passing)
 Accounted for three touchdowns: DeShone Kizer at USC, 2016 (1 rushing, 2 passing)

Defense

Intercepted three or more passes: Harrison Smith vs. Miami (Fla.), 2010 (3)
 Intercepted two passes: Cole Luke vs. Stanford, 2014 (2)
 Recovered three or more fumbles: Never
 Forced two fumbles: Maurice Crum, Jr. at UCLA, 2007 (2)
 Recovered two fumbles: Brian Smith vs. Michigan, 2008 (2)
 Recorded 20 or more tackles: Manti Te'o vs. Stanford, 2010 (21)
 Recorded 15-20 tackles: Dan Fox at Stanford, 2013 (15)
 Recorded 10-14 tackles: Drue Tranquill vs. Syracuse, 2016 (13)
 Recorded 4.0 or more sacks: Victor Abiamiri at Stanford, 2005 (4.0)
 Recorded 3.0-3.5 sacks: Romeo Okwara vs. Wake Forest, 2015 (3.0)
 Recorded 2.0-2.5 sacks: Greer Martini vs. Stanford, 2016 (2.0)

Special Teams

Scored 17 or more points kicking: Kyle Brindza vs. Rutgers (Pinstripe Bowl), 2013 (17)
 Scored 15-16 points kicking: Kyle Brindza at USC, 2012 (16)
 Scored 10-14 points kicking: Justin Yoon vs. Syracuse, 2016 (12)
 Kicked five or more field goals: Kyle Brindza vs. Rutgers (Pinstripe Bowl), 2013 (5)
 Kicked four field goals: Brandon Walker vs. Pittsburgh, 2008 (4)
 Kicked two field goals of 50 or more yards: Never
 Kicked a field goal of 50 or more yards: Justin Yoon vs. Navy, 2015 (52)
 Kicked a punt 70 or more yards: Tyler Newsome vs. Michigan State, 2016 (71)
 Kicked a punt 60-69 yards: Tyler Newsome at USC, 2016 (62)
 Punted 10 or more times: Geoff Price vs. USC, 2007 (10)
 Totaled 175 or more kickoff return yards: C.J. Sanders at Stanford, 2015 (182)
 Totaled 100 or more punt return yards: Golden Tate at Pittsburgh, 2009 (101)

AN OPPOSING TEAM

Rushing

Had 400 or more yards: Pittsburgh, 1975 (411)
 Had 300-399 yards: Navy, 2015 (318)
 Had 200-299 yards: at USC, 2016 (207)
 Had 50 or more rushing attempts: at NC State, 2016 (51)
 Had five or more rush TDs: Texas, 2016 (5)
 Had four rush TDs: Ohio State (Fiesta Bowl), 2015 (4)
 Had two or more players with 100 rush yards in a game: BYU, 2013 (Taysom Hill - 101, Paul Lasike - 101)

Passing

Had 400 or more yards: USC, 2015 (440)
 Had 300-399 yards: Syracuse, 2016 (363)
 Had 60 or more pass attempts: Tennessee, 1990 (60)
 Had 50-59 pass attempts: Syracuse, 2016 (51)

Had 40-49 pass attempts:	USC, 2015 (47)
Had 30 or more pass completions:	Syracuse, 2016 (31)
Had five or more passing TDs:	USC, 2014 (6)
Had four passing TDs:	Stanford, 2015 (4)
Had three passing TDs:	Duke, 2016 (3)

Receiving

Had two players with 100 receiving yards in a game:	USC, 2009 (Anthony McCoy 153, Damien Williams 108)
---	---

Total Offense

Had 600 or more yards total offense:	Ohio State, 2006 Fiesta Bowl (617)
Had 500-599 yards total offense:	Michigan State, 2016 (501)
Had 400-499 yards total offense:	at USC, 2016 (412)
Had 90 or more plays:	USC, 2014 (93)
Had 80-89 plays:	Syracuse, 2016 (88)
Had 75-79 plays:	Michigan State, 2016 (78)

Scoring

Scored 60 or more points:	Never
Scored 50-59 points:	Texas, 2016 (50)
Scored 40-49 points:	Ohio State (Fiesta Bowl), 2015 (44)
Scored 30-39 points:	Syracuse, 2016 (33)
Scored a two-point conversion:	Georgia Tech, 2015

Turnovers

Did not commit a turnover:	Stanford, 2015
Had three or more fumbles lost:	Navy, 2012 (3)
Intercepted five or more passes:	USC, 1967 (7)
Intercepted four passes:	Arizona State, 2014 (4)
Intercepted three passes:	Boston College, 2015
Returned an interception for a TD:	at USC, 2016 (Ajene Harris - 33 yards)
Returned a fumble for a TD:	Pittsburgh, 2015 (Ejuan Price - 32 yards)

Defense

Held ND to 10 or fewer first downs:	at NC State, 2016 (10)
Scored a safety:	Stanford, 2016
Held ND to 50 or fewer rushing yards:	Arizona State, 2014 (41)
Held ND to 101-200 passing yards:	Stanford, 2016 (154)
Held ND to 100 or fewer passing yards:	at NC State, 2016 (54)
Held ND to 201-300 yards total offense:	Wake Forest, 2015 (282)
Held ND to 200 or fewer yards total offense:	at NC State, 2016 (113)

Special Teams

Returned a punt for a TD:	at USC, 2016 (Adore Jackson - 55 yards)
Returned a blocked punt for a TD:	Michigan State, 2004 (Jerramy Scott - 0 yards)
Returned a kickoff for a TD:	at USC, 2016 (Adore Jackson - 97 yards)
Returns a punt for TD and kickoff for TD in same game:	at USC, 2016 (Adore Jackson - 55 yd PR; 97 yd TD)
Punted 10 or more times:	Boston College, 2010 (11)
Did not punt:	Miami (Fla.), 1985
Missed a kicking PAT:	Massachusetts, 2015

Miscellaneous

Had 30 or more first downs:	USC, 2014 (35)
Had 20-29 first downs:	at USC, 2016 (23)
Had 10 or more penalties:	Nevada, 2016 (11)
Had 100 or more yards in penalties:	Texas, 2016 (104)
Had 35 minutes or more of possession time:	Michigan State, 2016 (37:57)
Had one 100-yard receiver and one 100-yard rusher:	Texas, 2016 (Jela Duncan, 121 rushing; Anthony Nash, 123 receiving)

AN OPPOSING PLAYER

Rushing

Rushed for 300 or more yards:	Tony Dorsett, Pittsburgh, 1975 (303)
Rushed for 200-299 yards:	Alexander Teich, Navy, 2010 (210)
Rushed for 150-199 yards:	Tyler Gaffney, Stanford, 2013 (189)
Rushed for 100-149 yards:	Ronald Jones, at USC, 2016 (134)
Rushed 40 or more times:	Craig Heyward, Pittsburgh, 1987 (42)
Rushed 30-39 times:	Tyler Gaffney, Stanford, 2013 (33)
Rushed 25-29 times:	Ezekiel Elliott, Ohio State (Fiesta Bowl), 2015 (27)
Rushed for five or more TDs:	Walter Reyes, Syracuse, 2003 (5)
Rushed for four TDs:	Ezekiel Elliott, Ohio State (Fiesta Bowl), 2015 (4)
Rushed for three TDs:	Tyrone Swoopes, Texas, 2016 (3)
Rushed for two TDs:	Gerald Holmes, Michigan State, 2016 (2)
Had a run of 80 yards or more:	Jeff Smith, Boston College, 2015 (80)
Had a run of 70-79 yards:	Gerald Holmes, Michigan State, 2016 (73)
Had a run of 60-69 yards:	Ronald Jones II, USC, 2015 (65)
Had a run of 50-59 yards:	Ronald Jones, at USC, 2016 (51)

Passing

Passed for 500 or more yards:	Never
Passed for 400-499 yards:	Matt Leinart, USC, 2004 (400)
Passed for 300-399 yards:	Eric Dungey, Syracuse, 2016 (363)
Attempted 60 or more passes:	Andy Kelly, Tennessee, 1990 (60)
Attempted 50-59 passes:	Eric Dungey, Syracuse, 2016 (51)
Attempted 40-49 passes:	Cody Kessler, USC, 2015 (46)
Completed 30 or more passes:	Eric Dungey, Syracuse, 2016 (31)
Completed 20-29 passes:	Daniel Jones, Duke, 2016 (24)
Threw six or more TDs:	Cody Kessler, USC, 2015 (6)
Threw five TDs:	Matt Leinart, USC, 2004 (5)
Threw four TDs:	Kevin Hogan, Stanford, 2015 (4)
Threw three TDs:	Daniel Jones, Duke, 2016 (3)
Completed a pass of 90 yards or more:	Kyle Orton, Purdue, 2004 (97)
Completed a pass of 80-89 yards:	Cody Kessler, USC, 2015 (83)
Completed a pass of 70-79 yards:	Eric Dungey, Syracuse, 2016 (72)
Completed a pass of 60-69 yards:	Daniel Jones, Duke, 2016 (64)
Completed a pass of 50-59 yards:	Sam Darnold, at USC, 2016 (52)

Receiving

Caught 15 or more passes:	Jalen Saunders, Oklahoma, 2012 (15)
Caught 10-14 passes:	Canaan Severin, Virginia, 2015 (11)
Caught seven to nine passes:	Amba Etta-Tawo, Syracuse, 2016 (7)
Had 200 or more yards receiving:	Selwyn Lymon, Purdue, 2006 (238)
Had 150-199 yards receiving:	Canaan Severin, Virginia, 2015 (153)
Had 100-149 yards receiving:	Amba Etta-Tawo, Syracuse, 2016 (134)
Caught three or more TD passes:	Jeremy Gallon, Michigan, 2013 (3)
Caught two TD passes:	Anthony Nash, Duke, 2016 (2)

Scoring

Accounted for six or more touchdowns:	Cody Kessler, USC, 2014 (6 passing, 0 rushing)
Accounted for five touchdowns:	Eric Dungey, Syracuse, 2016 (2 passing, 3 rushing)
Accounted for four touchdowns:	Kevin Hogan, Stanford, 2015 (4 passing, 0 rushing)
Accounted for three touchdowns:	Adore Jackson, at USC, 2016 (1 receiving, 1 PR, 1 KR)

Defense

Intercepted three or more passes:	Rod Johnson, North Carolina State, 2003 (3)
Intercepted two passes:	Justin Simmons, Boston College, 2015 (2)
Recorded three or more sacks:	Bradley Chubb, NC State, 2016 (3.0)
Recorded two sacks:	Darron Lee, Ohio State (Fiesta Bowl), 2015 (2.0)

Special Teams

Kicked four or more field goals:	Jack Mitchell, Northwestern, 2014 (4)
Kicked a field goal 50 or more yards:	Matt Payne, BYU, 2004 (53)
Kicked a punt of 65 or more yards:	Jared Armstrong, Purdue, 2006 (69)
Totalled 100 or more kick return yards:	Adore Jackson, at USC, 2016 (161)

Team Statistics	ND	OPP
SCORING	371	334
Points Per Game	30.9	27.8
Points Off Turnovers	125	166
FIRST DOWNS	254	244
Rushing	107	120
Passing	132	102
Penalty	15	22
RUSHING YARDAGE	1960	2189
Yards gained rushing	2270	2512
Yards lost rushing	310	323
Rushing Attempts	438	529
Average Per Rush	4.5	4.1
Average Per Game	163.3	182.4
TDs Rushing	18	23
PASSING YARDAGE	3051	2357
Comp-Att-Int	224-388-9	193-313-8
Average Per Pass	7.9	7.5
Average Per Catch	13.6	12.2
Average Per Game	254.2	196.4
TDs Passing	27	14
TOTAL OFFENSE	5011	4546
Total Plays	826	842
Average Per Play	6.1	5.4
Average Per Game	417.6	378.8
KICK RETURNS: #-Yards	38-877	42-935
PUNT RETURNS: #-Yards	21-191	21-316
INT RETURNS: #-Yards	8-73	9-173
KICK RETURN AVERAGE	23.1	22.3
PUNT RETURN AVERAGE	9.1	15.0
INT RETURN AVERAGE	9.1	19.2
FUMBLES-LOST	18-9	20-6
PENALTIES-Yards	78-638	68-606
Average Per Game	53.2	50.5
PUNTS-Yards	57-2407	62-2561
Average Per Punt	42.2	41.3
Net punt average	35.3	37.3
KICKOFFS-Yards	71-4312	62-3714
Average Per Kick	60.7	59.9
Net kick average	37.7	37.3
TIME OF POSSESSION/Game	28:56	31:04
3RD-DOWN Conversions	68/168	67/172
3rd-Down Pct	40%	39%
4TH-DOWN Conversions	13/20	12/23
4th-Down Pct	65%	52%
SACKS BY-Yards	14-88	28-163
MISC YARDS	0	1
TOUCHDOWNS SCORED	47	44
FIELD GOALS-ATTEMPTS	13-17	9-13
ON-SIDE KICKS	0-0	1-2
RED-ZONE SCORES	(40-48) 83%	(34-42) 81%
RED-ZONE TOUCHDOWNS	(30-48) 63%	(26-42) 62%
PAT-ATTEMPTS	(44-46) 96%	(37-40) 93%
ATTENDANCE	484770	232917
Games/Avg Per Game	6/80795	3/77639
Neutral Site Games		3/53141

Score by Quarters	1st	2nd	3rd	4th	OT	Total
Notre Dame	123	93	93	52	10	371
Opponents	54	105	81	81	13	334

SEASON

CAREER

Rushing	gp	att	gain	loss	net	avg	td	lg	avg/g	gp	att	gain	loss	net	avg	td	lg	avg/g
ADAMS, Josh	12	158	955	22	933	5.9	5	74	77.8	25	275	1824	56	1768	6.4	11	98	70.7
KIZER, DeShone	12	129	644	172	472	3.7	8	49	39.3	25	263	1318	326	992	3.8	18	79	39.7
FOLSTON, Tarean	10	77	356	22	334	4.3	2	54	33.4	36	343	1780	68	1712	5.0	11	54	47.6
WILLIAMS, Dexter	12	39	212	12	200	5.1	3	59	16.7	19	60	296	15	281	4.7	4	59	14.8
ZAIRE, Malik	8	20	68	34	34	1.7	0	12	4.2	17	72	410	86	324	4.5	2	56	19.1
SANDERS, C.J.	12	4	22	0	22	5.5	0	12	1.8	25	4	22	0	22	5.5	0	12	0.9
CLAYPOOL, Chase	12	1	9	0	9	9.0	0	9	0.8	12	1	9	0	9	9.0	0	9	0.8
ANDERSON, Josh	2	1	4	0	4	4.0	0	4	2.0	3	3	5	1	4	1.3	0	4	1.3
TEAM	7	9	0	48	-48	-5.3	0	0	-6.9									
Total	12	438	2270	310	1960	4.5	18	74	163.3									
Opponents	12	529	2512	323	2189	4.1	23	73	182.4									

Passing	gp	effic	comp-att-int	pct	yds	td	lg	avg/g	gp	effic	comp-att-int	pct	yds	td	lg	avg/g
KIZER, DeShone	12	145.57	212-361-9	58.7	2925	26	79	243.8	25	147.71	423-696-19	60.8	5809	47	81	232.4
ZAIRE, Malik	8	106.73	11-23-0	47.8	122	1	22	15.2	17	149.33	58-98-0	59.2	816	6	66	48.0
FINKE, Chris	10	66.80	1-2-0	50.0	4	0	4	0.4	10	66.80	1-2-0	50.0	4	0	4	0.4
HUNTER JR, Torii	9	0.00	0-1-0	0.0	0	0	0	0.0	32	98.50	1-4-0	25.0	35	0	35	1.1
TEAM	7	0.00	0-1-0	0.0	0	0	0	0.0								
Total	12	142.11	224-388-9	57.7	3051	27	79	254.2								
Opponents	12	134.56	193-313-8	61.7	2357	14	72	196.4								

Receiving	gp	no.	yds	avg	td	lg	avg/g	gp	no.	yds	avg	td	lg	avg/g
ST. BROWN, E.	12	58	961	16.6	9	79	80.1	19	59	969	16.4	9	79	51.0
HUNTER JR, Torii	9	38	521	13.7	3	47	57.9	32	73	949	13.0	6	47	29.7
STEPHERSON, Kevin	12	25	462	18.5	5	54	38.5	12	25	462	18.5	5	54	38.5
SANDERS, C.J.	12	24	293	12.2	2	34	24.4	25	25	293	11.7	2	34	11.7
ADAMS, Josh	12	21	193	9.2	1	44	16.1	25	28	235	8.4	2	44	9.4
HOLMES, Corey	12	11	96	8.7	0	18	8.0	14	11	96	8.7	0	18	6.9
FINKE, Chris	10	10	122	12.2	2	31	12.2	10	10	122	12.2	2	31	12.2
SMYTHE, Durham	12	9	112	12.4	4	31	9.3	28	13	137	10.5	5	31	4.9
FOLSTON, Tarean	10	8	66	8.2	0	17	6.6	36	31	291	9.4	1	37	8.1
BOYKIN, Miles	12	6	81	13.5	1	25	6.8	12	6	81	13.5	1	25	6.8
CLAYPOOL, Chase	12	5	81	16.2	0	33	6.8	12	5	81	16.2	0	33	6.8
WILLIAMS, Dexter	12	4	16	4.0	0	7	1.3	19	4	16	4.0	0	7	0.8
WEISHAR, Nic	12	3	47	15.7	0	18	3.9	24	6	66	11.0	0	18	2.8
KIZER, DeShone	12	1	4	4.0	0	4	0.3	25	1	4	4.0	0	4	0.2
McGLINCHEY, Mike	12	1	-4	-4.0	0	0	-0.3	38	1	-4	-4.0	0	0	-0.1
Total	12	224	3051	13.6	27	79	254.2							
Opponents	12	193	2357	12.2	14	72	196.4							

Total Offense	g	plays	rush	pass	total	avg/g	g	plays	rush	pass	total	avg/g
KIZER, DeShone	12	490	472	2925	3397	283.1	25	959	992	5809	6801	272.0
ADAMS, Josh	12	158	933	0	933	77.8	25	275	1768	0	1768	70.7
FOLSTON, Tarean	10	77	334	0	334	33.4	36	343	1712	0	1712	47.6
WILLIAMS, Dexter	12	39	200	0	200	16.7	19	60	281	0	281	14.8
ZAIRE, Malik	8	43	34	122	156	19.5	17	170	324	816	1140	67.1
SANDERS, C.J.	12	4	22	0	22	1.8	25	4	22	0	22	0.9
CLAYPOOL, Chase	12	1	9	0	9	0.8	12	1	9	0	9	0.8
ANDERSON, Josh	2	1	4	0	4	2.0	3	3	4	0	4	1.3
FINKE, Chris	10	2	0	4	4	0.4	10	2	0	4	4	0.4
TEAM	7	10	-48	0	-48	-6.9						
Total	12	826	1960	3051	5011	417.6						
Opponents	12	842	2189	2357	4546	378.8						

Scoring	SEASON						CAREER									
	td	fg	PAT			dpx	saf	pts	td	fg	PAT			dpx	saf	pts
kick	rush	rcv	pass	kick	rush				rcv	pass						
YOON, Justin	-	13-17	44-46	-	-	-	-	-	-	28-34	94-98	-	-	-	-	178
ST. BROWN, E.	9	-	-	-	-	-	-	-	9	-	-	-	-	-	-	54
KIZER, DeShone	8	-	-	-	-	-	-	-	18	-	-	0-2	-	1-4	-	108
ADAMS, Josh	6	-	-	-	-	-	-	-	13	-	-	-	-	-	-	78
STEPHERSON, Kevin	5	-	-	-	-	-	-	-	5	-	-	-	-	-	-	30
SANDERS, C.J.	4	-	-	-	-	-	-	-	6	-	-	-	-	-	-	36
SMYTHE, Durham	4	-	-	-	-	-	-	-	5	-	-	-	-	-	-	30
WILLIAMS, Dexter	3	-	-	0-1	-	-	-	-	4	-	-	0-1	-	-	-	24
HUNTER JR, Torii	3	-	-	-	-	-	-	-	6	-	-	-	1	-	-	38
FOLSTON, Tarean	2	-	-	-	-	-	-	-	12	-	-	-	-	-	-	72
FINKE, Chris	2	-	-	-	-	-	-	-	2	-	-	-	-	-	-	12
BOYKIN, Miles	1	-	-	-	-	-	-	-	1	-	-	-	-	-	-	6
LUKE, Cole	-	-	-	-	-	-	1	-	-	-	-	-	-	-	1	2
CRAWFORD, Shaun	-	-	-	-	-	-	1	-	-	-	-	-	-	-	1	2
TEAM	-	-	-	-	-	-	-	1	2	-	-	-	-	-	-	2
Total	47	13-17	44-46	0-1	-	-	2	1	371	-	-	-	-	-	-	-
Opponents	44	9-13	37-40	1-2	1	1-1	-	1	334	-	-	-	-	-	-	-

Punt Returns	no.	yds	avg	td	lg	no.	yds	avg	td	lg
SANDERS, C.J.	10	125	12.5	0	40	35	307	8.8	1	50
FINKE, Chris	9	70	7.8	0	23	9	70	7.8	0	23
PRIDE JR, Troy	1	-2	-2.0	0	0	1	-2	-2.0	0	0
BOYKIN, Miles	1	-2	-2.0	0	0	1	-2	-2.0	0	0
Total	21	191	9.1	0	40					
Opponents	21	316	15.0	2	74					

Kick Returns	no.	yds	avg	td	lg	no.	yds	avg	td	lg
SANDERS, C.J.	29	725	25.0	2	93	57	1365	23.9	3	93
FINKE, Chris	5	85	17.0	0	26	5	85	17.0	0	26
WILLIAMS, Dexter	4	67	16.8	0	24	5	87	17.4	0	24
Total	38	877	23.1	2	93					
Opponents	42	935	22.3	2	97					

Interceptions	no.	yds	avg	td	lg	no.	yds	avg	td	lg
LUKE, Cole	2	14	7.0	0	14	8	24	3.0	0	16
JONES, Jarron	1	5	5.0	0	5	1	5	5.0	0	5
TRANQUILL, Drue	1	0	0.0	0	0	2	-2	-1.0	0	0
CRAWFORD, Shaun	1	22	22.0	0	22	1	22	22.0	0	22
LOVE, Julian	1	2	2.0	0	2	1	2	2.0	0	2
STUDSTILL, Devin	1	30	30.0	0	30	1	30	30.0	0	30
VAUGHN, Donte	1	0	0.0	0	0	1	0	0.0	0	0
Total	8	73	9.1	0	30					
Opponents	9	173	19.2	2	50					

Fumble Returns	no.	yds	avg	td	lg	no.	yds	avg	td	lg
Total	0	0	0.0	0	0					
Opponents	1	1	1.0	1	1					

All Purpose	SEASON								CAREER							
	g	rush	rcv	pr	kr	ir	total	avg/g	g	rush	rcv	pr	kr	ir	total	avg/g
SANDERS, C.J.	12	22	293	125	725	0	1165	97.1	25	22	293	307	1365	0	1987	79.5
ADAMS, Josh	12	933	193	0	0	0	1126	93.8	25	1768	235	0	0	0	2003	80.1
ST. BROWN, E.	12	0	961	0	0	0	961	80.1	19	0	969	18	0	0	987	51.9
HUNTER JR, Tori	9	0	521	0	0	0	521	57.9	32	29	949	0	0	0	978	30.6
KIZER, DeShone	12	472	4	0	0	0	476	39.7	25	992	4	0	0	0	996	39.8
STEPHERSON,	12	0	462	0	0	0	462	38.5	12	0	462	0	0	0	462	38.5
FOLSTON, Tare	10	334	66	0	0	0	400	40.0	36	1712	291	0	0	0	2003	55.6
WILLIAMS, Dext	12	200	16	0	67	0	283	23.6	19	281	16	0	87	0	384	20.2
FINKE, Chris	10	0	122	70	85	0	277	27.7	10	0	122	70	85	0	277	27.7
SMYTHE, Durha	12	0	112	0	0	0	112	9.3	28	0	137	0	0	0	137	4.9
HOLMES, Corey	12	0	96	0	0	0	96	8.0	14	0	96	0	0	0	96	6.9
CLAYPOOL, Cha	12	9	81	0	0	0	90	7.5	12	9	81	0	0	0	90	7.5
BOYKIN, Miles	12	0	81	-2	0	0	79	6.6	12	0	81	-2	0	0	79	6.6
WEISHAR, Nic	12	0	47	0	0	0	47	3.9	24	0	66	0	0	0	66	2.8
ZAIRE, Malik	8	34	0	0	0	0	34	4.2	17	324	0	0	0	0	324	19.1
STUDSTILL, Dev	12	0	0	0	0	30	30	2.5	12	0	0	0	0	30	30	2.5
CRAWFORD, Sh	2	0	0	0	0	22	22	11.0	2	0	0	0	0	22	22	11.0
LUKE, Cole	12	0	0	0	0	14	14	1.2	51	0	0	0	0	24	24	0.5
JONES, Jarron	12	0	0	0	0	5	5	0.4	36	0	0	0	0	5	5	0.1
ANDERSON, Jos	2	4	0	0	0	0	4	2.0	3	4	0	0	0	4	4	1.3
LOVE, Julian	12	0	0	0	0	2	2	0.2	12	0	0	0	0	2	2	0.2
PRIDE JR, Troy	8	0	0	-2	0	0	-2	-0.2	8	0	0	-2	0	0	-2	-0.2
McGLINCHEY,	12	0	-4	0	0	0	-4	-0.3	38	0	-4	0	0	0	-4	-0.1
TEAM	7	-48	0	0	0	0	-48	-6.9								
Total	12	1960	3051	191	877	73	6152	512.7								
Opponents	12	2189	2357	316	935	173	5970	497.5								

Field Goals	att	good	long	blkd	att	good	long	blkd
YOON, Justin	17	13	40	1	34	28	52	1
Total	17	13	40	1				
Opponents	13	9	43	0				

Punting	no.	yds	avg	lg	blk	no.	yds	avg	lg	blk
NEWSOME, Tyler	54	2347	43.5	71	2	109	4793	44.0	71	2
TEAM	2	23	11.5	23	0					
KIZER, DeShone	1	37	37.0	37	0	3	118	39.3	43	0
Total	57	2407	42.2	71	2					
Opponents	62	2561	41.3	68	0					

Kickoffs	no.	yds	avg	tb	ob	no.	yds	avg	tb	ob
YOON, Justin	55	3405	61.9	24	1	55	3405	61.9	24	1
CHERESON, John	16	907	56.7	4	0	16	907	56.7	4	0
Total	71	4312	60.7	28	1					
Opponents	62	3714	59.9	21	1					

#	Defensive Leaders	SEASON										CAREER										
		gp	ua	a	total	tfl	sack	int	pbu	fr	ff	blk	gp	ua	a	total	tfl	sack	int	pbu	fr	ff
5	MORGAN, Nyles	12	49	45	94	6.0	4.0	.	3	1	.	37	81	77	158	9.5	4.5	.	4	1	1	.
23	TRANQUILL, Drue	12	52	27	79	2.0	.	1	2	.	.	26	74	47	121	5.5	0.5	2	4	1	.	1
17	ONWUALU, James	12	38	37	75	11.5	3.0	.	5	1	2	48	78	65	143	19.5	6.0	.	7	1	3	.
4	CONEY, Te'von	12	33	29	62	1.5	24	39	36	75	2.0
48	MARTINI, Greer	12	29	26	55	7.0	3.0	.	1	.	.	38	65	51	116	11.5	5.0	.	1	.	.	.
90	ROCHELL, Isaac	12	28	27	55	7.0	1.0	.	1	.	.	49	83	84	167	22.0	4.5	.	6	1	.	1
36	LUKE, Cole	12	35	13	48	2.0	.	2	6	.	.	51	105	47	152	5.5	1.0	8	24	.	2	.
94	JONES, Jarron	12	26	19	45	11.0	2.0	1	3	2	1	36	59	46	105	19.5	4.5	1	4	2	3	6
27	LOVE, Julian	12	32	13	45	2.0	.	1	3	1	1	12	32	13	45	2.0	.	1	3	1	1	.
1B	STUDSTILL, Devin	12	28	10	38	1.0	.	1	.	.	1	12	28	10	38	1.0	.	1	.	.	1	.
99	TILLERY, Jerry	12	17	20	37	3.0	24	26	23	49	5.0	1.0
22	BILAL, Asmar	12	12	17	29	3.0	1.0	12	12	17	29	3.0	1.0
98	TRUMBETTI, Andrew	12	10	16	26	0.5	36	36	27	63	8.5	2.0	1
35	VAUGHN, Donte	10	13	9	22	0.0	.	1	6	.	.	10	13	9	22	0.0	.	1	6	.	.	.
24	COLEMAN, Nick	11	13	4	17	1.0	.	.	1	.	.	24	15	7	22	1.0	.	.	3	.	.	.
28	FERTITTA, Nicco	12	8	9	17	0.5	.	.	2	.	.	23	9	9	18	0.5	.	.	2	.	1	.
8	SEBASTIAN, Avery	12	14	3	17	0.0	.	.	1	.	.	13	14	3	17	0.0	.	.	1	.	.	.
21	ELLIOTT, Jalen	12	7	7	14	0.0	12	7	7	14	0.0
18	PRIDE JR, Troy	8	10	2	12	0.0	.	.	.	1	.	8	10	2	12	0.0	.	.	.	1	.	.
9A	HAYES, Daelin	12	5	6	11	0.0	.	.	1	1	.	12	5	6	11	0.0	.	.	1	1	.	.
83	CLAYPOOL, Chase	12	7	4	11	0.0	12	7	4	11	0.0
75	CAGE, Daniel	8	5	5	10	0.5	.	.	1	1	.	30	14	18	32	5.0	.	.	1	.	1	.
93	HAYES, Jay	10	2	8	10	0.5	13	3	9	12	0.5
55	BONNER, Jonathan	12	3	6	9	0.0	.	.	.	1	.	22	4	10	14	1.0	1.0	.	.	.	2	.
44	JONES, Jamir	10	7	1	8	0.0	10	7	1	8	0.0
20	CRAWFORD, Shaun	2	5	1	6	0.0	.	1	.	.	.	2	5	1	6	0.0	.	1
42	OKWARA, Julian	11	2	2	4	0.0	11	2	2	4	0.0
2	WILLIAMS, Dexter	12	2	2	4	0.0	19	2	2	4	0.0
58	TAYLOR, Elijah	4	3	.	3	1.0	4	3	.	3	1.0
3	SANDERS, C.J.	12	2	.	2	0.0	25	2	1	3	0.0
56	NELSON, Quenton	12	2	.	2	0.0	24	2	.	2	0.0
10	FINKE, Chris	10	.	2	2	0.0	10	.	2	2	0.0
39	RECKER, Drew	2	2	.	2	0.0	4	2	.	2	0.0
26	WHITE, Ashton	6	2	.	2	0.0	6	2	.	2	0.0
80	SMYTHE, Durham	12	1	.	1	0.0	28	1	.	1	0.0
61	DALY, Scott	12	.	1	1	0.0	51	2	2	4	0.0	.	.	.	1	.	.
19	YOON, Justin	12	1	.	1	0.0	25	1	.	1	0.0
33	ADAMS, Josh	12	1	.	1	0.0	25	1	1	2	0.0
82	WEISHAR, Nic	12	.	1	1	0.0	24	.	1	1	0.0
96	MOKWUAH, Pete	4	1	.	1	0.0	6	1	.	1	0.0
TM	TEAM	7	.	.	.	0.0
	Total	12	507	372	879	61	14	8	36	6	8	2										
	Opponents	12	449	344	793	63	28	9	39	9	8	3										

Date	Opponent	Rushing				Receiving				Passing				Kick Returns				Punt Returns				tot off
		no.	yds	td	lg	no.	yds	td	lg	cmp-att-int	yds	td	lg	no.	yds	td	lg	no.	yds	td	lg	
Sep 04	at Texas	46	206	1	54	17	238	5	30	17-30-0	238	5	30	5	95	0	26	2	51	0	40	444
Sep 10	NEVADA	46	239	3	43	19	205	2	49	19-27-1	205	2	49	2	44	0	37	2	39	0	24	444
Sep 17	MICHIGAN STATE	25	57	2	14	20	344	2	48	20-37-1	344	2	48	3	60	0	24	3	7	0	6	401
Sep 24	DUKE	37	153	3	23	22	381	2	44	22-37-1	381	2	44	6	118	0	26	1	12	0	12	534
Oct 01	vs Syracuse	37	183	2	59	23	471	3	79	23-35-1	471	3	79	4	143	1	93	1	0	0	0	654
Oct 08	at NC State	38	59	0	12	9	54	0	11	9-26-1	54	0	11	2	46	0	26	0	0	0	0	113
Oct 15	STANFORD	35	153	1	49	14	154	0	33	14-29-2	154	0	33	1	11	0	11	1	5	0	5	307
Oct 29	MIAMI	29	148	1	41	25	263	2	53	25-38-0	263	2	53	2	55	0	36	5	45	0	23	411
Nov 05	vs NAVY	29	147	0	18	19	223	3	26	19-27-0	223	3	26	3	61	0	31	0	0	0	0	370
Nov 12	vs Army	43	261	2	27	18	215	3	37	18-29-1	215	3	37	1	92	1	92	2	16	0	22	476
Nov 19	VIRGINIA TECH	36	200	2	67	17	249	2	31	17-34-0	249	2	31	5	78	0	23	1	2	0	2	449
Nov 26	at USC	37	154	1	74	21	254	3	40	21-39-1	254	3	40	4	74	0	27	3	14	0	12	408
Notre Dame		438	1960	18	74	224	3051	27	79	224-388-9	3051	27	79	38	877	2	93	21	191	0	40	5011
		529	2189	23	73	193	2357	14	72	193-313-8	2357	14	72	42	935	2	97	21	316	2	74	4546

Games played: 12
 Avg per rush: 4.5
 Avg per catch: 13.6
 Pass efficiency: 142.11
 Kick ret avg: 23.1
 Punt ret avg: 9.1
 All purpose avg/game: 512.7
 Total offense avg/gm: 417.6

Date	Opponent	Tackles				Sacks no-yds	Fumble		Pass Defense			blkd kick	PAT Attempts			off		
		ua	a	total	tfl-yds		ff	fr-yds	int-yds	qbh	brup		kick	rush	rcv	saf	t/o	pts
Sep 04	at Texas	54	28	82	5.0-6	0.0-0	0	0-0	1-22	1	1	1	6-6	0	0	0	28	47
Sep 10	NEVADA	35	14	49	4.0-15	0.0-0	0	0-0	1-5	6	3	0	4-5	0	0	1	21	39
Sep 17	MICHIGAN STATE	54	20	74	5.0-15	0.0-0	0	0-0	1-30	4	4	0	4-4	0	0	0	0	28
Sep 24	DUKE	49	28	77	3.0-11	1.0-7	0	0-0	1-0	0	3	0	5-5	0	0	0	0	35
Oct 01	vs Syracuse	32	64	96	7.0-16	2.0-6	1	0-0	0-0	11	3	1	6-6	0	0	0	0	50
Oct 08	at NC State	33	42	75	5.0-23	0.0-0	3	2-0	0-0	0	1	0	0-0	0	0	0	0	3
Oct 15	STANFORD	45	8	53	5.0-14	3.0-11	2	2-0	1-0	2	4	0	1-1	0	0	0	21	10
Oct 29	MIAMI	57	8	65	12.0-59	5.0-41	0	0-0	1-14	3	8	0	3-3	0	0	0	14	30
Nov 05	vs NAVY	24	64	88	4.0-12	0.0-0	0	0-0	0-0	0	1	0	3-3	0	0	0	0	27
Nov 12	vs Army	26	42	68	4.0-14	2.0-11	0	0-0	1-2	1	3	0	5-6	0	0	0	0	44
Nov 19	VIRGINIA TECH	53	28	81	2.0-13	1.0-12	1	1-0	1-0	1	1	0	4-4	0	0	0	20	31
Nov 26	at USC	45	26	71	5.0-19	0.0-0	1	1-0	0-0	0	4	0	3-3	0	0	0	21	27
Notre Dame		507	372	879	61.0-217	14.0-88	8	6-0	8-73	29	36	2	44-46	0	0	1	125	371
		449	344	793	63.0-264	28.0-163	8	9-1	9-173	25	39	3	37-40	1	1	1	166	334

Date	Opponent	Punting									Field Goals			Kickoffs				
		no.	yds	avg	long	blkd	tb	fc	50+	i20	md-att	long	blkd	no.	yds	avg	tb	ob
Sep 04	at Texas	7	268	38.3	53	0	0	1	1	2	1-2	39	1	6	380	63.3	4	0
Sep 10	NEVADA	5	224	44.8	53	0	0	1	2	2	1-1	21	0	7	455	65.0	4	0
Sep 17	MICHIGAN STATE	6	302	50.3	71	0	0	3	3	3	0-0	0	0	5	276	55.2	2	0
Sep 24	DUKE	4	188	47.0	58	0	1	0	2	1	0-1	0	0	6	385	64.2	1	0
Oct 01	vs Syracuse	5	196	39.2	55	0	0	0	1	1	2-3	39	0	9	564	62.7	4	0
Oct 08	at NC State	6	217	36.2	69	1	0	0	1	2	1-1	40	0	2	108	54.0	0	0
Oct 15	STANFORD	4	171	42.8	58	0	1	0	1	0	1-1	29	0	4	242	60.5	2	0
Oct 29	MIAMI	4	153	38.2	52	1	0	1	1	2	3-3	37	0	7	433	61.9	4	0
Nov 05	vs NAVY	1	32	32.0	32	0	0	0	0	0	2-2	39	0	6	374	62.3	3	1
Nov 12	vs Army	0	0	0.0	0	0	0	0	0	0	1-1	27	0	8	487	60.9	2	0
Nov 19	VIRGINIA TECH	7	266	38.0	65	0	0	1	1	0	1-1	25	0	6	341	56.8	2	0
Nov 26	at USC	8	390	48.8	62	0	2	0	2	3	0-1	0	0	5	267	53.4	0	0
Notre Dame		57	2407	42.2	71	2	4	7	15	16	13-17	40	1	71	4312	60.7	28	1
		62	2561	41.3	68	0	3	12	12	19	9-13	43	0	62	3714	59.9	21	1

Date	Opponent	Rushing				Receiving				Passing				Kick Returns				Punt Returns				tot	off
		no.	yds	td	lg	no.	yds	td	lg	cmp-att-int	yds	td	lg	no.	yds	td	lg	no.	yds	td	lg		
Sep 04	at Texas	59	237	5	19	16	280	2	72	16-27-1	280	2	72	2	29	0	19	3	30	0	20	517	
Sep 10	NEVADA	30	99	1	17	12	201	0	68	12-26-1	201	0	68	3	41	0	25	2	7	0	4	300	
Sep 17	MICHIGAN STATE	52	260	3	73	19	241	2	38	19-26-1	241	2	38	3	42	0	26	0	0	0	0	501	
Sep 24	DUKE	42	208	1	32	24	290	3	64	24-32-1	290	3	64	5	184	1	96	2	22	0	18	498	
Oct 01	vs Syracuse	37	126	3	18	31	363	2	72	31-51-0	363	2	72	5	91	0	20	3	128	0	74	489	
Oct 08	at NC State	51	157	0	28	7	41	0	13	7-14-0	41	0	13	2	32	0	28	2	25	1	16	198	
Oct 15	STANFORD	40	176	1	17	10	120	0	21	10-20-1	120	0	21	2	22	0	20	1	-7	0	0	296	
Oct 29	MIAMI	35	18	1	16	26	288	1	24	26-42-1	288	1	24	3	56	0	21	1	30	0	30	306	
Nov 05	vs NAVY	56	320	4	60	5	48	0	15	5-8-0	48	0	15	2	38	0	21	0	0	0	0	368	
Nov 12	vs Army	42	229	1	40	2	13	0	9	2-8-1	13	0	9	6	130	0	33	0	0	0	0	242	
Nov 19	VIRGINIA TECH	47	152	2	23	22	267	2	62	22-29-1	267	2	62	4	107	0	36	4	15	0	7	419	
Nov 26	at USC	38	207	1	51	19	205	2	52	19-30-0	205	2	52	5	163	1	97	3	66	1	55	412	
Opponents		529	2189	23	73	193	2357	14	72	193-313-8	2357	14	72	42	935	2	97	21	316	2	74	4546	
		438	1960	18	74	224	3051	27	79	224-388-9	3051	27	79	38	877	2	93	21	191	0	40	5011	

Games played: 12
 Avg per rush: 4.1
 Avg per catch: 12.2
 Pass efficiency: 134.56
 Kick ret avg: 22.3
 Punt ret avg: 15.0
 All purpose avg/game: 497.5
 Total offense avg/gm: 378.8

Date	Opponent	Tackles				Sacks	Fumble		Pass Defense			blkd kick	PAT Attempts			off		pts		
		ua	a	total	tfl-yds		no-yds	ff	fr-yds	int-yds	qbh		brup	kick	rush	rcv	saf		t/o	
Sep 04	at Texas	54	16	70	6.0-29	3.0-19	0	0-0	0-0	2	4	1	5-6	0	0	0	0	0	0	50
Sep 10	NEVADA	56	12	68	6.0-17	0.0-0	1	0-0	1-0	1	1	0	1-1	0	0	0	0	0	0	10
Sep 17	MICHIGAN STATE	36	12	48	6.0-19	2.0-11	1	2-0	1-0	5	3	0	4-4	0	1	0	45	36		
Sep 24	DUKE	47	18	65	5.0-29	3.0-23	2	2-0	1-0	4	5	0	5-5	0	0	0	30	38		
Oct 01	vs Syracuse	25	60	85	4.0-23	2.0-19	0	0-0	1-13	1	2	0	3-4	0	0	0	0	0	33	
Oct 08	at NC State	30	28	58	8.0-26	5.0-17	2	2-1	1-25	3	6	1	1-1	0	0	0	0	0	10	
Oct 15	STANFORD	37	14	51	6.0-26	4.0-21	1	0-0	2-88	1	4	0	1-1	1	0	1	21	17		
Oct 29	MIAMI	46	14	60	4.0-11	1.0-5	1	2-0	0-0	1	4	1	3-3	0	0	0	28	27		
Nov 05	vs NAVY	24	38	62	1.0-1	1.0-1	0	0-0	0-0	2	0	0	4-4	0	0	0	0	0	28	
Nov 12	vs Army	29	52	81	3.0-10	0.0-0	0	0-0	1-14	0	3	0	0-1	0	0	0	0	0	6	
Nov 19	VIRGINIA TECH	29	42	71	7.0-21	1.0-2	0	0-0	0-0	4	3	0	4-4	0	0	0	0	0	34	
Nov 26	at USC	36	38	74	7.0-52	6.0-45	0	1-0	1-33	1	4	0	6-6	0	0	0	42	45		
Opponents		449	344	793	63.0-264	28.0-163	8	9-1	9-173	25	39	3	37-40	1	1	1	166	334		
		507	372	879	61.0-217	14.0-88	8	6-0	8-73	29	36	2	44-46	0	0	1	125	371		

Date	Opponent	Punting								Field Goals			Kickoffs					
		no.	yds	avg	long	blkd	tb	fc	50+	i20	md-att	long	blkd	no.	yds	avg	tb	ob
Sep 04	at Texas	6	330	55.0	64	0	1	2	5	1	1-1	25	0	7	435	62.1	2	0
Sep 10	NEVADA	7	311	44.4	68	0	0	2	2	4	1-1	27	0	4	224	56.0	2	0
Sep 17	MICHIGAN STATE	7	266	38.0	42	0	0	1	0	2	0-0	0	0	6	383	63.8	2	1
Sep 24	DUKE	4	169	42.2	53	0	0	2	1	2	1-1	19	0	7	402	57.4	1	0
Oct 01	vs Syracuse	9	349	38.8	57	0	1	1	1	3	0-1	0	0	5	259	51.8	0	0
Oct 08	at NC State	4	148	37.0	42	0	1	0	0	0	1-2	38	0	3	182	60.7	1	0
Oct 15	STANFORD	4	163	40.8	50	0	0	1	1	1	0-1	0	0	3	195	65.0	2	0
Oct 29	MIAMI	7	314	44.9	59	0	0	2	2	2	2-2	43	0	5	326	65.2	3	0
Nov 05	vs NAVY	0	0	0.0	0	0	0	0	0	0	0-0	0	0	5	320	64.0	2	0
Nov 12	vs Army	4	158	39.5	49	0	0	0	0	0	0-1	0	0	2	93	46.5	0	0
Nov 19	VIRGINIA TECH	4	122	30.5	40	0	0	1	0	2	2-2	23	0	7	416	59.4	2	0
Nov 26	at USC	6	231	38.5	44	0	0	0	0	2	1-1	37	0	8	479	59.9	4	0
Opponents		62	2561	41.3	68	0	3	12	12	19	9-13	43	0	62	3714	59.9	21	1
		57	2407	42.2	71	2	4	7	15	16	13-17	40	1	71	4312	60.7	28	1

Opponent	Score	First Downs				Pen	Rushing Number-Yards	Passing		Total Offense Plays-Yards	Return Yards	Turn- Overs
		Total	Rush	Pass	Yards			Comp-Att-Int	Yards			
Texas	47 - 50	22 / 26	10 / 14	11 / 10	1 / 2	46-206 / 59-237	17-30-0 / 16-27-1	238 / 280	76-444 / 86-517	168 / 59	0 / 1	
NEVADA	39 - 10	21 / 16	10 / 7	9 / 5	2 / 4	46-239 / 30-99	19-27-1 / 12-26-1	205 / 201	73-444 / 56-300	88 / 48	1 / 1	
MICHIGAN STATE	28 - 36	19 / 22	3 / 9	14 / 12	2 / 1	25-57 / 52-260	20-37-1 / 19-26-1	344 / 241	62-401 / 78-501	97 / 42	3 / 1	
DUKE	35 - 38	24 / 24	9 / 11	15 / 12	0 / 1	37-153 / 42-208	22-37-1 / 24-32-1	381 / 290	74-534 / 74-498	130 / 206	3 / 1	
Syracuse	50 - 33	25 / 25	6 / 6	17 / 16	2 / 3	37-183 / 37-126	23-35-1 / 31-51-0	471 / 363	72-654 / 88-489	143 / 232	1 / 0	
NC State	3 - 10	10 / 14	5 / 11	4 / 2	1 / 1	38-59 / 51-157	9-26-1 / 7-14-0	54 / 41	64-113 / 65-198	46 / 83	3 / 2	
STANFORD	10 - 17	16 / 18	9 / 8	7 / 9	0 / 1	35-153 / 40-176	14-29-2 / 10-20-1	154 / 120	64-307 / 60-296	16 / 103	2 / 3	
MIAMI	30 - 27	20 / 20	7 / 3	12 / 15	1 / 2	29-148 / 35-18	25-38-0 / 26-42-1	263 / 288	67-411 / 77-306	114 / 86	2 / 1	
NAVY	27 - 28	21 / 21	10 / 17	11 / 2	0 / 2	29-147 / 56-320	19-27-0 / 5-8-0	223 / 48	56-370 / 64-368	61 / 38	0 / 0	
Army	44 - 6	31 / 10	19 / 9	9 / 1	3 / 0	43-261 / 42-229	18-29-1 / 2-8-1	215 / 13	72-476 / 50-242	110 / 144	1 / 1	
VIRGINIA TECH	31 - 34	22 / 25	12 / 13	10 / 9	0 / 3	36-200 / 47-152	17-34-0 / 22-29-1	249 / 267	70-449 / 76-419	80 / 122	0 / 2	
USC	27 - 45	23 / 23	7 / 12	13 / 9	3 / 2	37-154 / 38-207	21-39-1 / 19-30-0	254 / 205	76-408 / 68-412	88 / 262	2 / 1	
Totals	371 - 334	254 / 244	107 / 120	132 / 102	15 / 22	438-1960 / 529-2189	224-388-9 / 193-313-8	3051 / 2357	826-5011 / 842-4546	1141 / 1425	18 / 14	

Opponent	3rd Down Conversions	4th Down Conversions	Time of Possession	TOP Margin	Avg Yds/Rush	Avg Yds/Pass	Avg Yds/Play	Punting Number-Avg	Penalties Number-Yards	Sacks
NEVADA	7-15 / 3-12	2-2 / 0-1	33:32 / 26:28	7:04	5.2 / 3.3	7.6 / 7.7	6.1 / 5.4	5-44.8 / 7-44.4	9-94 / 11-88	0 / 0
MICHIGAN STATE	4-11 / 9-18	1-1 / 1-1	22:03 / 37:57	-15:54	2.3 / 5.0	9.3 / 9.3	6.5 / 6.4	6-50.3 / 7-38.0	4-51 / 3-45	0 / 2
DUKE	5-12 / 6-14	0-1 / 0-2	29:25 / 30:35	-1:10	4.1 / 5.0	10.3 / 9.1	7.2 / 6.7	4-47.0 / 4-42.2	2-20 / 1-5	1 / 3
Syracuse	3-12 / 3-15	0-1 / 1-2	31:22 / 28:38	2:44	4.9 / 3.4	13.5 / 7.1	9.1 / 5.6	5-39.2 / 9-38.8	6-55 / 5-45	2 / 2
NC State	1-15 / 2-14	2-4 / 2-5	27:41 / 32:19	-4:38	1.6 / 3.1	2.1 / 2.9	1.8 / 3.0	6-36.2 / 4-37.0	5-40 / 2-20	0 / 5
STANFORD	5-14 / 7-12	2-4 / 0-0	27:09 / 32:51	-5:42	4.4 / 4.4	5.3 / 6.0	4.8 / 4.9	4-42.8 / 4-40.8	7-47 / 5-40	3 / 4
MIAMI	8-16 / 7-19	0-1 / 0-1	26:35 / 33:25	-6:50	5.1 / 0.5	6.9 / 6.9	6.1 / 4.0	4-38.2 / 7-44.9	7-53 / 10-86	5 / 1
NAVY	9-13 / 8-13	1-1 / 4-5	26:07 / 33:53	-7:46	5.1 / 5.7	8.3 / 6.0	6.6 / 5.8	1-32.0 / 0-0.0	7-47 / 1-5	0 / 1
Army	10-13 / 3-11	1-1 / 1-3	34:22 / 25:38	8:44	6.1 / 5.5	7.4 / 1.6	6.6 / 4.8	0-0.0 / 4-39.5	7-35 / 7-68	2 / 0
VIRGINIA TECH	4-14 / 6-14	2-2 / 1-1	27:15 / 32:45	-5:30	5.6 / 3.2	7.3 / 9.2	6.4 / 5.5	7-38.0 / 4-30.5	10-78 / 5-35	1 / 1
USC	5-17 / 5-12	2-2 / 0-0	28:57 / 31:03	-2:06	4.2 / 5.4	6.5 / 6.8	5.4 / 6.1	8-48.8 / 6-38.5	6-54 / 7-65	0 / 6
Totals	68-168 / 67-172	13-20 / 12-23	347:10 / 372:50	-25:40	4.5 / 4.1	7.9 / 7.5	6.1 / 5.4	57-42.2 / 62-41.3	78-638 / 68-606	14 / 28

Note: Game totals are displayed in the format TEAM/OPPONENT for each category

NOTRE DAME INDIVIDUAL GAME HIGHS

Yards Rushing	180	ADAMS, Josh at USC (Nov 26, 2016)
TD Rushes	2	KIZER, DeShone vs Michigan State (Sep 17, 2016)
	2	ADAMS, Josh vs Virginia Tech (Nov 19, 2016)
Long Rush	74	ADAMS, Josh at USC (Nov 26, 2016)
Pass attempts	38	KIZER, DeShone vs Miami (Oct 29, 2016)
Pass completions	25	KIZER, DeShone vs Miami (Oct 29, 2016)
Yards Passing	471	KIZER, DeShone vs Syracuse (Oct 01, 2016)
TD Passes	5	KIZER, DeShone at Texas (Sep 04, 2016)
Long Pass	79	KIZER, DeShone vs Syracuse (Oct 01, 2016)
Receptions	8	HUNTER JR, Torii vs NAVY (Nov 05, 2016)
Yards Receiving	182	ST. BROWN, E. vs Syracuse (Oct 01, 2016)
TD Receptions	2	ST. BROWN, E. at Texas (Sep 04, 2016)
	2	ST. BROWN, E. vs Syracuse (Oct 01, 2016)
	2	SMYTHE, Durham vs Army (Nov 12, 2016)
Long Reception	79	ST. BROWN, E. vs Syracuse (Oct 01, 2016)
Field Goals	3	YOON, Justin vs Miami (Oct 29, 2016)
Long Field Goal	40	YOON, Justin at NC State (Oct 08, 2016)
Punts	8	NEWSOME, Tyler at USC (Nov 26, 2016)
Punting Avg	50.3	NEWSOME, Tyler vs Michigan State (Sep 17, 2016)
Long Punt	71	NEWSOME, Tyler vs Michigan State (Sep 17, 2016)
Punts inside 20	3	NEWSOME, Tyler vs Michigan State (Sep 17, 2016)
	3	NEWSOME, Tyler at USC (Nov 26, 2016)
Long Punt Return	40	SANDERS, C.J. at Texas (Sep 04, 2016)
Long Kickoff Return	93	SANDERS, C.J. vs Syracuse (Oct 01, 2016)
Tackles	13	MORGAN, Nyles at Texas (Sep 04, 2016)
	13	TRANQUILL, Drue vs Syracuse (Oct 01, 2016)
Sacks	2.0	MARTINI, Greer vs Stanford (Oct 15, 2016)
	2.0	MORGAN, Nyles vs Miami (Oct 29, 2016)
Tackles For Loss	6.0	JONES, Jarron vs Miami (Oct 29, 2016)
Interceptions	1	CRAWFORD, Shaun at Texas (Sep 04, 2016)
	1	JONES, Jarron vs Nevada (Sep 10, 2016)
	1	STUDSTILL, Devin vs Michigan State (Sep 17, 2016)
	1	VAUGHN, Donte vs Duke (Sep 24, 2016)
	1	LUKE, Cole vs Stanford (Oct 15, 2016)
	1	LUKE, Cole vs Miami (Oct 29, 2016)
	1	LOVE, Julian vs Army (Nov 12, 2016)
	1	TRANQUILL, Drue vs Virginia Tech (Nov 19, 2016)

OPPONENT INDIVIDUAL GAME HIGHS

Yards Rushing	175	WORTH, Will, vs NAVY (Nov 05, 2016)
TD Rushes	3	Swoopes, Tyrone, at Texas (Sep 04, 2016)
	3	Dungey, E., vs Syracuse (Oct 01, 2016)
Long Rush	73	Holmes, Gerald, vs Michigan State (Sep 17, 2016)
Pass attempts	51	Dungey, E., vs Syracuse (Oct 01, 2016)
Pass completions	31	Dungey, E., vs Syracuse (Oct 01, 2016)
Yards Passing	363	Dungey, E., vs Syracuse (Oct 01, 2016)
TD Passes	3	Jones, D, vs Duke (Sep 24, 2016)
Long Pass	72	Buechele, Shane, at Texas (Sep 04, 2016)
	72	Dungey, E., vs Syracuse (Oct 01, 2016)
Receptions	8	Shelton, R.J., vs Michigan State (Sep 17, 2016)
	8	Rahming, T.J., vs Duke (Sep 24, 2016)
Yards Receiving	134	Etta-Tawo, A., vs Syracuse (Oct 01, 2016)
TD Receptions	2	Nash, A, vs Duke (Sep 24, 2016)
Long Reception	72	Burt, John, at Texas (Sep 04, 2016)
	72	Etta-Tawo, A., vs Syracuse (Oct 01, 2016)
Field Goals	2	Badgley, M., vs Miami (Oct 29, 2016)
	2	Slye, Joey, vs Virginia Tech (Nov 19, 2016)
Long Field Goal	43	Badgley, M., vs Miami (Oct 29, 2016)
Punts	8	Hofrichter, S., vs Syracuse (Oct 01, 2016)
Punting Avg	55.0	Dickson, Michae, at Texas (Sep 04, 2016)
Long Punt	68	BOY, Alex, vs Nevada (Sep 10, 2016)
Punts inside 20	4	BOY, Alex, vs Nevada (Sep 10, 2016)
Long Punt Return	74	Estime, B., vs Syracuse (Oct 01, 2016)
Long Kickoff Return	97	Jackson, Adoree, at USC (Nov 26, 2016)
Tackles	17	Bennett, P., vs Syracuse (Oct 01, 2016)
Sacks	3.0	Chubb, B., at NC State (Oct 08, 2016)
Tackles For Loss	3.5	Chubb, B., at NC State (Oct 08, 2016)
Interceptions	1	JOHNSON, K., vs Nevada (Sep 10, 2016)
	1	Reschke, Jon, vs Michigan State (Sep 17, 2016)
	1	Singleton, D, vs Duke (Sep 24, 2016)
	1	Franklin, Z., vs Syracuse (Oct 01, 2016)
	1	Morehead, J., at NC State (Oct 08, 2016)
	1	Meeks, Q, vs Stanford (Oct 15, 2016)
	1	Lloyd, D, vs Stanford (Oct 15, 2016)
	1	Moss, Xavier, vs Army (Nov 12, 2016)
	1	Harris, Ajene, at USC (Nov 26, 2016)

NOTRE DAME TEAM GAME HIGHS

Rushes	46	at Texas (Sep 04, 2016)
	46	vs Nevada (Sep 10, 2016)
Yards Rushing	261	vs Army (Nov 12, 2016)
Yards Per Rush	6.1	vs Army (Nov 12, 2016)
TD Rushes	3	vs Nevada (Sep 10, 2016)
	3	vs Duke (Sep 24, 2016)
Pass attempts	39	at USC (Nov 26, 2016)
Pass completions	25	vs Miami (Oct 29, 2016)
Yards Passing	471	vs Syracuse (Oct 01, 2016)
Yards Per Pass	13.5	vs Syracuse (Oct 01, 2016)
TD Passes	5	at Texas (Sep 04, 2016)
Total Plays	76	at Texas (Sep 04, 2016)
	76	at USC (Nov 26, 2016)
Total Offense	654	vs Syracuse (Oct 01, 2016)
Yards Per Play	9.1	vs Syracuse (Oct 01, 2016)
Points	50	vs Syracuse (Oct 01, 2016)
Sacks By	5	vs Miami (Oct 29, 2016)
First Downs	31	vs Army (Nov 12, 2016)
Penalties	10	vs Virginia Tech (Nov 19, 2016)
Penalty Yards	94	vs Nevada (Sep 10, 2016)
Turnovers	3	vs Michigan State (Sep 17, 2016)
	3	vs Duke (Sep 24, 2016)
	3	at NC State (Oct 08, 2016)
Interceptions By	1	at Texas (Sep 04, 2016)
	1	vs Nevada (Sep 10, 2016)
	1	vs Michigan State (Sep 17, 2016)
	1	vs Duke (Sep 24, 2016)
	1	vs Stanford (Oct 15, 2016)
	1	vs Miami (Oct 29, 2016)
	1	vs Army (Nov 12, 2016)
	1	vs Virginia Tech (Nov 19, 2016)
Punts	8	at USC (Nov 26, 2016)
Punting Avg	50.3	vs Michigan State (Sep 17, 2016)
Long Punt	71	vs Michigan State (Sep 17, 2016)
Punts inside 20	3	vs Michigan State (Sep 17, 2016)
	3	at USC (Nov 26, 2016)
Long Punt Return	40	at Texas (Sep 04, 2016)

OPPONENT TEAM GAME HIGHS

Rushes	59	at Texas (Sep 04, 2016)
Yards Rushing	320	vs NAVY (Nov 05, 2016)
Yards Per Rush	5.7	vs NAVY (Nov 05, 2016)
TD Rushes	5	at Texas (Sep 04, 2016)
Pass attempts	51	vs Syracuse (Oct 01, 2016)
Pass completions	31	vs Syracuse (Oct 01, 2016)
Yards Passing	363	vs Syracuse (Oct 01, 2016)
Yards Per Pass	10.4	at Texas (Sep 04, 2016)
TD Passes	3	vs Duke (Sep 24, 2016)
Total Plays	88	vs Syracuse (Oct 01, 2016)
Total Offense	517	at Texas (Sep 04, 2016)
Yards Per Play	6.7	vs Duke (Sep 24, 2016)
Points	50	at Texas (Sep 04, 2016)
Sacks By	6	at USC (Nov 26, 2016)
First Downs	26	at Texas (Sep 04, 2016)
Penalties	11	at Texas (Sep 04, 2016)
	11	vs Nevada (Sep 10, 2016)
Penalty Yards	104	at Texas (Sep 04, 2016)
Turnovers	3	vs Stanford (Oct 15, 2016)
Interceptions By	2	vs Stanford (Oct 15, 2016)
Punts	9	vs Syracuse (Oct 01, 2016)
Punting Avg	55.0	at Texas (Sep 04, 2016)
Long Punt	68	vs Nevada (Sep 10, 2016)
Punts inside 20	4	vs Nevada (Sep 10, 2016)
Long Punt Return	74	vs Syracuse (Oct 01, 2016)

3rd-Down Conversions

Date	Opponent	Score	Overall	1st Qtr	2nd Qtr	3rd Qtr	4th Qtr	Overtime
Sep 04, 2016	at Texas	L 47-50	7-16 43.8	2-4 50.0	2-4 50.0	1-3 33.3	2-4 50.0	0-1 0.0
Sep 10, 2016	NEVADA	W 39-10	7-15 46.7	2-4 50.0	4-5 80.0	0-2 0.0	1-4 25.0	
Sep 17, 2016	MICHIGAN STATE	L 28-36	4-11 36.4	1-2 50.0	0-2 0.0	2-4 50.0	1-3 33.3	
Sep 24, 2016	DUKE	L 35-38	5-12 41.7	1-3 33.3	3-5 60.0	0-1 0.0	1-3 33.3	
Oct 01, 2016	vs Syracuse	W 50-33	3-12 25.0	1-3 33.3	0-3 0.0	0-2 0.0	2-4 50.0	
Oct 08, 2016	at NC State	L 3-10	1-15 6.7	1-3 33.3	0-5 0.0	0-3 0.0	0-4 0.0	
Oct 15, 2016	STANFORD	L 10-17	5-14 35.7	0-1 0.0	2-5 40.0	3-5 60.0	0-3 0.0	
Oct 29, 2016	MIAMI	W 30-27	8-16 50.0	5-6 83.3	0-3 0.0	0-2 0.0	3-5 60.0	
Nov 05, 2016	vs NAVY	L 27-28	9-13 69.2	3-5 60.0	3-4 75.0	3-3 100.0	0-1 0.0	
Nov 12, 2016	vs Army	W 44-6	10-13 76.9	2-2 100.0	2-4 50.0	3-4 75.0	3-3 100.0	
Nov 19, 2016	VIRGINIA TECH	L 31-34	4-14 28.6	2-4 50.0	1-3 33.3	1-3 33.3	0-4 0.0	
Nov 26, 2016	at USC	L 27-45	5-17 29.4	0-1 0.0	1-6 16.7	2-6 33.3	2-4 50.0	
Notre Dame			68-168 40.5	20-38 52.6	18-49 36.7	15-38 39.5	15-42 35.7	0-1 0.0
Opponents			67-172 39.0	13-35 37.1	16-46 34.8	18-43 41.9	18-46 39.1	2-2 100.0

4th-Down Conversions

Date	Opponent	Score	Overall	1st Qtr	2nd Qtr	3rd Qtr	4th Qtr	Overtime
Sep 04, 2016	at Texas	L 47-50	0-0 0.0	0-0 0.0	0-0 0.0	0-0 0.0	0-0 0.0	0-0 0.0
Sep 10, 2016	NEVADA	W 39-10	2-2 100.0	0-0 0.0	0-0 0.0	2-2 100.0	0-0 0.0	
Sep 17, 2016	MICHIGAN STATE	L 28-36	1-1 100.0	0-0 0.0	0-0 0.0	0-0 0.0	1-1 100.0	
Sep 24, 2016	DUKE	L 35-38	0-1 0.0	0-0 0.0	0-0 0.0	0-0 0.0	0-1 0.0	
Oct 01, 2016	vs Syracuse	W 50-33	0-1 0.0	0-1 0.0	0-0 0.0	0-0 0.0	0-0 0.0	
Oct 08, 2016	at NC State	L 3-10	2-4 50.0	0-0 0.0	0-0 0.0	0-1 0.0	2-3 66.7	
Oct 15, 2016	STANFORD	L 10-17	2-4 50.0	0-0 0.0	1-1 100.0	0-1 0.0	1-2 50.0	
Oct 29, 2016	MIAMI	W 30-27	0-1 0.0	0-0 0.0	0-0 0.0	0-1 0.0	0-0 0.0	
Nov 05, 2016	vs NAVY	L 27-28	1-1 100.0	1-1 100.0	0-0 0.0	0-0 0.0	0-0 0.0	
Nov 12, 2016	vs Army	W 44-6	1-1 100.0	0-0 0.0	1-1 100.0	0-0 0.0	0-0 0.0	
Nov 19, 2016	VIRGINIA TECH	L 31-34	2-2 100.0	1-1 100.0	0-0 0.0	0-0 0.0	1-1 100.0	
Nov 26, 2016	at USC	L 27-45	2-2 100.0	0-0 0.0	0-0 0.0	2-2 100.0	0-0 0.0	
Notre Dame			13-20 65.0	2-3 66.7	2-2 100.0	4-7 57.1	5-8 62.5	0-0 0.0
Opponents			12-23 52.2	2-3 66.7	5-10 50.0	3-6 50.0	2-4 50.0	0-0 0.0

Time of Possession

Date	Opponent	Score	Overall	1st Qtr	2nd Qtr	3rd Qtr	4th Qtr	Overtime
Sep 04, 2016	at Texas	L 47-50	32:42	9:35	6:47	8:34	7:46	0:00
Sep 10, 2016	NEVADA	W 39-10	33:32	8:17	8:44	7:52	8:39	
Sep 17, 2016	MICHIGAN STATE	L 28-36	22:03	6:14	5:45	5:08	4:56	
Sep 24, 2016	DUKE	L 35-38	29:25	10:17	6:32	6:10	6:26	
Oct 01, 2016	vs Syracuse	W 50-33	31:22	7:07	8:35	6:13	9:27	
Oct 08, 2016	at NC State	L 3-10	27:41	6:25	7:32	3:47	9:57	
Oct 15, 2016	STANFORD	L 10-17	27:09	3:11	9:55	8:05	5:58	
Oct 29, 2016	MIAMI	W 30-27	26:35	9:25	5:26	3:53	7:51	
Nov 05, 2016	vs NAVY	L 27-28	26:07	8:13	8:14	5:17	4:23	
Nov 12, 2016	vs Army	W 44-6	34:22	6:29	10:01	9:01	8:51	
Nov 19, 2016	VIRGINIA TECH	L 31-34	27:15	12:29	5:04	5:25	4:17	
Nov 26, 2016	at USC	L 27-45	28:57	5:11	8:39	10:32	4:35	
Notre Dame			Total 347:10	92:53	91:14	79:57	83:06	0:00
			Avg. 28:55	7:44	7:36	6:39	6:55	0:00
Opponents			Total 372:50	87:07	88:46	100:03	96:54	0:00
			Avg. 31:04	7:15	7:23	8:20	8:04	0:00

Notre Dame Inside Opponent Red-Zone

Date	Opponent	Score	Times In RZ	Times Scored	Total Pts	TDs	Rush TDs	Pass TDs	FGs Made	Failed to score inside RZ						
										FGA	Down	Int	Fumb	Half	Game	
Sep 04, 2016	at Texas	L 47-50	5	4	24	3	0	3	1	1	0	0	0	0	0	0
Sep 10, 2016	NEVADA	W 39-10	6	6	37	5	3	2	1	0	0	0	0	0	0	0
Sep 17, 2016	MICHIGAN STATE	L 28-36	4	4	28	4	2	2	0	0	0	0	0	0	0	0
Sep 24, 2016	DUKE	L 35-38	5	4	28	4	3	1	0	1	0	0	0	0	0	0
Oct 01, 2016	vs Syracuse	W 50-33	3	2	10	1	1	0	1	0	1	0	0	0	0	0
Oct 08, 2016	at NC State	L 3-10	2	0	0	0	0	0	0	0	1	1	0	0	0	0
Oct 15, 2016	STANFORD	L 10-17	3	2	10	1	1	0	1	0	1	0	0	0	0	0
Oct 29, 2016	MIAMI	W 30-27	5	5	23	2	0	2	3	0	0	0	0	0	0	0
Nov 05, 2016	vs NAVY	L 27-28	3	3	17	2	0	2	1	0	0	0	0	0	0	0
Nov 12, 2016	vs Army	W 44-6	5	4	23	3	2	1	1	0	0	1	0	0	0	0
Nov 19, 2016	VIRGINIA TECH	L 31-34	3	3	17	2	1	1	1	0	0	0	0	0	0	0
Nov 26, 2016	at USC	L 27-45	4	3	20	3	1	2	0	1	0	0	0	0	0	0
Totals			48	40	237	30	14	16	10	3	3	2	0	0	0	0
40 of 48 (83.3%)																

Opponents Inside Notre Dame Red-Zone

Date	Opponent	Score	Times In RZ	Times Scored	Total Pts	TDs	Rush TDs	Pass TDs	FGs Made	Failed to score inside RZ						
										FGA	Down	Int	Fumb	Half	Game	
Sep 04, 2016	at Texas	L 47-50	7	7	43	6	5	1	1	0	0	0	0	0	0	0
Sep 10, 2016	NEVADA	W 39-10	3	2	10	1	1	0	1	0	1	0	0	0	0	0
Sep 17, 2016	MICHIGAN STATE	L 28-36	3	3	21	3	2	1	0	0	0	0	0	0	0	0
Sep 24, 2016	DUKE	L 35-38	3	2	10	1	1	0	1	0	1	0	0	0	0	0
Oct 01, 2016	vs Syracuse	W 50-33	5	4	26	4	3	1	0	0	1	0	0	0	0	0
Oct 08, 2016	at NC State	L 3-10	3	1	3	0	0	0	1	1	1	0	0	0	0	0
Oct 15, 2016	STANFORD	L 10-17	1	1	8	1	1	0	0	0	0	0	0	0	0	0
Oct 29, 2016	MIAMI	W 30-27	3	3	17	2	1	1	1	0	0	0	0	0	0	0
Nov 05, 2016	vs NAVY	L 27-28	4	3	21	3	3	0	0	0	0	0	0	1	0	0
Nov 12, 2016	vs Army	W 44-6	3	1	6	1	1	0	0	1	0	1	0	0	0	0
Nov 19, 2016	VIRGINIA TECH	L 31-34	5	5	27	3	1	2	2	0	0	0	0	0	0	0
Nov 26, 2016	at USC	L 27-45	2	2	10	1	0	1	1	0	0	0	0	0	0	0
Totals			42	34	202	26	19	7	8	2	4	1	0	1	0	0
34 of 42 (81.0%)																

#	PLAYER	GP-GS	UT	NEV	MSU	DU	SU	ST	STAN	UM	NAVY	ARMY	VT	USC
33	ADAMS, Josh	12/9	XXX	XXX	START	XXX	START	START	START	START	START	START	START	START
46	ANDERSON, J.	2/-	...	XXX	XXX
30	BARAJAS	9/-	XXX	XXX	XXX	XXX	...	XXX	XXX	XXX	XXX	XXX
71	BARS	12/12	START	START	START	START	START	START	START	START	START	START	START	START
22	BILAL	12/-	XXX	XXX	XXX	XXX	XXX	XXX	XXX	XXX	XXX	XXX	XXX	XXX
70	BIVIN	12/1	XXX	XXX	XXX	XXX	XXX	XXX	START	XXX	XXX	XXX	XXX	XXX
3A	BONGIOVI	1/-	...	XXX
55	BONNER	12/1	XXX	XXX	XXX	XXX	XXX	XXX	XXX	XXX	XXX	START	XXX	XXX
81	BOYKIN	12/-	XXX	XXX	XXX	XXX	XXX	XXX	XXX	XXX	XXX	XXX	XXX	XXX
6	ST. BROWN	12/12	START	START	START	START	START	START	START	START	START	START	START	START
75	CAGE	8/4	START	START	START	START	XXX	XXX	XXX	XXX
43	CHERESON	4/-	XXX	...	XXX	XXX	XXX
83	CLAYPOOL	12/-	XXX	XXX	XXX	XXX	XXX	XXX	XXX	XXX	XXX	XXX	XXX	XXX
24	COLEMAN	11/2	START	XXX	START	XXX	XXX	XXX	XXX	XXX	XXX	XXX	XXX	...
4	CONEY	12/9	XXX	START	START	START	START	START	START	START	XXX	XXX	START	START
20	CRAWFORD	2/2	START	START
61	DALY	12/-	XXX	XXX	XXX	XXX	XXX	XXX	XXX	XXX	XXX	XXX	XXX	XXX
21	ELLIOTT	12/-	XXX	XXX	XXX	XXX	XXX	XXX	XXX	XXX	XXX	XXX	XXX	XXX
28	FERTITTA	12/-	XXX	XXX	XXX	XXX	XXX	XXX	XXX	XXX	XXX	XXX	XXX	XXX
10	FINKE	10/-	...	XXX	...	XXX	XXX	XXX	XXX	XXX	XXX	XXX	XXX	XXX
25	FOLSTON	10/2	START	START	XXX	XXX	XXX	XXX	XXX	XXX	XXX	XXX
7B	HARRELL	12/2	XXX	XXX	XXX	XXX	XXX	XXX	XXX	XXX	XXX	XXX	START	START
9A	HAYES, Daelin	12/-	XXX	XXX	XXX	XXX	XXX	XXX	XXX	XXX	XXX	XXX	XXX	XXX
93	HAYES, Jay	10/-	...	XXX	XXX	...	XXX	XXX	XXX	XXX	XXX	XXX	XXX	XXX
66	HOGUE	6/-	...	XXX	...	XXX	XXX	XXX	XXX	XXX	...
15	HOLMES	12/4	START	START	START	XXX	XXX	XXX	XXX	XXX	XXX	XXX	XXX	START
16	HUNTER, T.	9/9	START	...	START	START	START	START	START	START	START	START
94	JONES, J.	12/6	XXX	XXX	XXX	XXX	START	START	START	START	XXX	XXX	START	START
44	JONES, Jamir	10/-	...	XXX	XXX	...	XXX	XXX	XXX	XXX	XXX	XXX	XXX	XXX
5A	KAREEM	4/-	...	XXX	...	XXX	XXX	XXX	...
14	KIZER	12/12	START	START	START	START	START	START	START	START	START	START	START	START
27	LOVE	12/8	XXX	XXX	XXX	XXX	START	START	START	START	START	START	START	START
13	LUATUA	12/-	XXX	XXX	XXX	XXX	XXX	XXX	XXX	XXX	XXX	XXX	XXX	XXX
36	LUKE	12/12	START	START	START	START	START	START	START	START	START	START	START	START
48	MARTINI	12/4	START	XXX	XXX	START	XXX	XXX	XXX	XXX	START	START	XXX	XXX
89	MATUSKA	12/-	XXX	XXX	XXX	XXX	XXX	XXX	XXX	XXX	XXX	XXX	XXX	XXX
68	McGLINCHEY	12/12	START	START	START	START	START	START	START	START	START	START	START	START
62	McGOVERN	11/8	START	START	START	START	START	START	...	START	START	XXX	XXX	XXX
88	McKINLEY	7/-	...	XXX	XXX	XXX	XXX	XXX	XXX	XXX
96	MOKWUAH	4/-	...	XXX	XXX	XXX	...	XXX
60	MONTELUS	2/-	...	XXX	XXX
5	MORGAN, Nyles	12/12	START	START	START	START	START	START	START	START	START	START	START	START
53	MUSTIPHER	12/12	START	START	START	START	START	START	START	START	START	START	START	START
56	NELSON	12/12	START	START	START	START	START	START	START	START	START	START	START	START
85	NEWSOME	11/-	XXX	XXX	XXX	XXX	XXX	XXX	XXX	XXX	XXX	...	XXX	XXX
42	OKWARA, J.	11/-	XXX	XXX	XXX	XXX	XXX	XXX	XXX	XXX	XXX	XXX	XXX	...
17	ONWUALU	12/12	START	START	START	START	START	START	START	START	START	START	START	START
31	PERRY	6/-	XXX	XXX	XXX	...	XXX	XXX	...	XXX
18	PRIDE	8/3	XXX	XXX	START	START	XXX	XXX	XXX	START
39	RECKER	2/-	...	XXX	XXX
90	ROCHELL	12/12	START	START	START	START	START	START	START	START	START	START	START	START
57	RUHLAND	9/-	...	XXX	XXX	XXX	XXX	XXX	XXX	XXX	XXX	XXX
3	SANDERS	12/7	XXX	START	XXX	START	START	START	XXX	START	XXX	START	START	XXX
8	SEBASTIAN	12/1	START	XXX	XXX	XXX	XXX	XXX	XXX	XXX	XXX	XXX	XXX	XXX
1D	SHERIDAN	2/-	XXX	...	XXX
80	SMYTHE	12/12	START	START	START	START	START	START	START	START	START	START	START	START
29	STEPHERSON	12/3	XXX	XXX	XXX	XXX	XXX	XXX	START	XXX	XXX	START	START	XXX
1B	STUDSTILL	12/9	XXX	START	START	START	START	XXX	START	START	START	XXX	START	START
84	SUTTMAN	1/-	XXX
58	TAYLOR, Elijah	4/-	XXX	XXX	XXX	XXX
99	TILLERY	12/11	START	START	START	START	START	START	START	START	START	START	START	XXX
23	TRANQUILL	12/12	START	START	START	START	START	START	START	START	START	START	START	START
98	TRUMBETTI	12/7	XXX	START	START	START	XXX	XXX	XXX	XXX	START	START	START	START
4A	VANGORDER	11/-	XXX	XXX	XXX	XXX	XXX	XXX	XXX	XXX	XXX	XXX	XXX	...
35	VAUGHN	10/4	...	XXX	...	XXX	START	START	XXX	XXX	START	START	XXX	XXX
82	WEISHAR	12/1	XXX	XXX	XXX	XXX	XXX	XXX	XXX	XXX	START	XXX	XXX	XXX
26	WHITE	6/-	XXX	XXX	XXX	XXX	XXX	XXX
2	WILLIAMS, D.	12/-	XXX	XXX	XXX	XXX	XXX	XXX	XXX	XXX	XXX	XXX	XXX	XXX
19	YOON	12/-	XXX	XXX	XXX	XXX	XXX	XXX	XXX	XXX	XXX	XXX	XXX	XXX
9	ZAIRE	8/1	XXX	XXX	...	START	...	XXX	XXX	XXX	XXX	XXX

ALL-PURPOSE YARDS	Total	UT	NEV	MSU	DU	SU	ST	STAN	UM	NAVY	ARMY	VT	USC
SANDERS	1165	181	107	82	138	182	26	16	93	63	99	110	68
ADAMS, Josh	1126	89	105	46	79	154	48	28	94	74	77	122	210
ST. BROWN	961	75	85	83	116	182	30	40	72	62	32	90	94
HUNTER, T.	521	37	DNP	95	75	64	19	70	57	104	DNP	DNP	-
KIZER	476	77	35	14	60	1	15	83	31	52	72	69	-33
STEPHERSON	462	-	35	42	72	54	-	6	78	48	75	18	34
FOLSTON	400	105	27	14	17	DNP	DNP	56	31	13	92	23	22
WILLIAMS, D.	283	20	66	40	24	87	13	10	15	7	2	-	-1
FINKE	277	DNP	34	DNP	53	-	26	-1	38	-	21	33	73
SMYTHE	112	8	-	12	18	14	6	-	5	8	41	-	-
HOLMES	96	-	15	9	-	10	-	-	-	-	7	26	29
CLAYPOOL	90	-	15	33	-	-	-	13	-	-	9	20	-
BOYKIN	79	-	-	-2	20	36	-	-	1	-	6	18	-
WEISHAR	47	-	-	-	-	13	-	16	-	-	18	-	-
ZAIRE	34	-	5	DNP	-8	DNP	-1	3	DNP	DNP	35	-	-
STUDSTILL	30	-	-	30	-	-	-	-	-	-	-	-	-
CRAWFORD	22	22	-	DNP	DNP	DNP	DNP	DNP	DNP	DNP	DNP	DNP	DNP
LUKE	14	-	-	-	-	-	-	-	14	-	-	-	-
JONES, J.	5	-	5	-	-	-	-	-	-	-	-	-	-
ANDERSON, J.	4	DNP	4	DNP	DNP	DNP	DNP	DNP	DNP	DNP	-	DNP	DNP
LOVE	2	-	-	-	-	-	-	-	-	-	2	-	-
PRIDE	-2	DNP	DNP	DNP	DNP	-	-	-	-2	-	-	-	-
McGLINCHEY	-4	-	-	-	-	-	-4	-	-	-	-	-	-
TEAM	-48	-2	-6	-	-	-	-19	-17	-2	-	-2	-	-

#14 KIZER	Comp	Att	Int	Pct	Yards	TD	Long	Sacked	Effic
Texas	15	24	0	62.5	215	5	30	2-8	206.50
Nevada	15	18	1	83.3	156	2	49	0-0	181.69
Michigan State	20	37	1	54.1	344	2	48	2-11	144.58
Duke	22	37	1	59.5	381	2	44	2-11	158.39
Syracuse	23	35	1	65.7	471	3	79	2-19	201.33
NC State	9	26	1	34.6	54	0	11	5-17	44.37
Stanford	14	26	2	53.8	154	0	33	3-16	88.22
Miami	25	38	0	65.8	263	2	53	1-5	141.29
NAVY	19	27	0	70.4	223	3	26	1-1	176.41
Army	17	28	1	60.7	209	3	37	0-0	151.63
Virginia Tech	16	33	0	48.5	235	2	31	1-2	128.30
USC	17	32	1	53.1	220	2	40	6-45	125.25
TOTALS	212	361	9	58.7	2925	26	79	25-135	145.57

#9 ZAIRE	Comp	Att	Int	Pct	Yards	TD	Long	Sacked	Effic
Texas	2	5	0	40.0	23	0	15	1-11	78.64
Nevada	4	9	0	44.4	49	0	22	0-0	90.18
Stanford	0	2	0	0.0	0	0	0	1-5	0.00
Army	1	1	0	100.0	6	0	6	0-0	150.40
Virginia Tech	1	1	0	100.0	14	0	14	0-0	217.60
USC	3	5	0	60.0	30	1	15	0-0	176.40
TOTALS	11	23	0	47.8	122	1	22	3-28	106.73

#10 FINKE	Comp	Att	Int	Pct	Yards	TD	Long	Sacked	Effic
USC	1	2	0	50.0	4	0	4	0-0	66.80
TOTALS	1	2	0	50.0	4	0	4	0-0	66.80

#16 HUNTER, T.	Comp	Att	Int	Pct	Yards	TD	Long	Sacked	Effic
Texas	0	1	0	0.0	0	0	0	0-0	0.00
TOTALS	0	1	0	0.0	0	0	0	0-0	0.00

#TM TEAM	Comp	Att	Int	Pct	Yards	TD	Long	Sacked	Effic
Stanford	0	1	0	0.0	0	0	0	0-0	0.00
TOTALS	0	1	0	0.0	0	0	0	0-0	0.00

RUSHING	No-Yds/TD	UT	NEV	MSU	DU	SU	ST	STAN	UM	NAVY	ARMY	VT	USC
ADAMS, Josh	158-933/5	11-43/0	10-106/0	12-29/0	14-60/1	20-102/0	14-51/0	8-25/0	12-94/1	12-73/0	15-70/1	13-100/2	17-180/0
KIZER	129-472/8	13-77/1	10-35/1	9-14/2	11-60/1	9-1/1	15-15/0	11-83/1	8-31/0	9-52/0	7-72/0	16-69/0	11-37/1
FOLSTON	77-334/2	18-88/0	10-27/1	4-14/0	5-17/0	DNP	DNP	8-49/0	4-7/0	4-13/0	13-84/1	5-23/0	6-12/0
WILLIAMS, D.	39-200/3	-	8-59/1	-	5-24/1	8-80/1	6-13/0	2-10/0	3-6/0	3-7/0	1-2/0	-	3-1/0
ZAIRE	20-34/0	3-0/0	5-5/0	DNP	2-8/0	DNP	1-1/0	3-3/0	DNP	DNP	6-35/0	-	-
SANDERS	4-22/0	-	-	-	-	-	-	-	1-12/0	1-2/0	-	2-8/0	-
CLAYPOOL	1-9/0	-	1-9/0	-	-	-	-	-	-	-	-	-	-
ANDERSON, J.	1-4/0	DNP	1-4/0	DNP	DNP	DNP	DNP	DNP	DNP	DNP	-	DNP	DNP
TEAM	9-48/0	1-2/0	1-6/0	DNP	DNP	-	2-19/0	3-17/0	1-2/0	DNP	1-2/0	DNP	DNP

RECEIVING	No-Yds/TD	UT	NEV	MSU	DU	SU	ST	STAN	UM	NAVY	ARMY	VT	USC
ST. BROWN	58-961/9	5-75/2	6-85/0	4-83/1	6-116/1	4-182/2	3-30/0	3-40/0	6-72/1	5-62/1	3-32/0	6-90/0	7-94/1
HUNTER, T.	38-521/3	4-37/1	DNP	5-95/0	6-75/0	4-64/0	2-19/0	4-70/0	5-57/1	8-104/1	DNP	DNP	-
STEPHERSON	25-462/5	-	3-35/1	2-42/0	3-72/1	1-54/1	-	1-6/0	2-78/0	4-48/0	5-75/1	2-18/0	2-34/1
SANDERS	24-293/2	3-55/1	5-46/1	2-53/0	3-61/0	4-39/0	1-6/0	-	2-2/0	-	1-7/0	3-24/0	-
ADAMS, Josh	21-193/1	3-46/1	1-1/0	4-17/0	2-19/0	2-52/0	1-3/0	2-3/0	1-0/0	1-1/0	1-7/0	1-22/0	2-30/0
FINKE	10-122/2	DNP	2-19/0	DNP	-	-	-	1-1/0	1-15/0	-	1-5/0	1-31/1	4-53/1
SMYTHE	9-112/4	1-8/0	-	1-12/1	1-18/0	1-14/0	1-6/0	-	1-5/0	1-8/1	2-41/2	-	-
HOLMES	11-96/0	-	1-15/0	1-9/0	-	2-10/0	-	-	-	-	1-7/0	2-26/0	4-29/0
CLAYPOOL	5-81/0	-	1-6/0	1-33/0	-	-	-	1-13/0	-	-	1-9/0	1-20/0	-
BOYKIN	6-81/1	-	-	-	1-20/0	2-36/0	-	-	1-1/0	-	1-6/0	1-18/1	-
FOLSTON	8-66/0	1-17/0	-	-	-	DNP	DNP	1-7/0	4-24/0	-	1-8/0	-	1-10/0
WEISHAR	3-47/0	-	-	-	-	1-13/0	-	1-16/0	-	-	1-18/0	-	-
WILLIAMS, D.	4-16/0	-	-	-	-	2-7/0	-	-	2-9/0	-	-	-	-
KIZER	1-4/0	-	-	-	-	-	-	-	-	-	-	-	1-4/0
McGLINCHEY	1-4/0	-	-	-	-	-	1-4/0	-	-	-	-	-	-

GAME-BY-GAME RETURNS

PUNT RETURNS	No-Yds	UT	NEV	MSU	DU	SU	ST	STAN	UM	NAVY	ARMY	VT	USC
SANDERS	10-125	2-51	1-24	2-9	1-12	-	-	1-5	3-24	-	-	-	-
FINKE	9-70	DNP	1-15	DNP	-	1-0	-	-	1-23	-	2-16	1-2	3-14
PRIDE	1-2	DNP	DNP	DNP	DNP	-	-	-	1-2	-	-	-	-
BOYKIN	1-2	-	-	1-2	-	-	-	-	-	-	-	-	-

KICK RETURNS	No-Yds	UT	NEV	MSU	DU	SU	ST	STAN	UM	NAVY	ARMY	VT	USC
SANDERS	29-725	4-75	1-37	1-20	3-65	4-143	1-20	1-11	2-55	3-61	1-92	5-78	3-68
FINKE	5-85	DNP	-	DNP	3-53	-	1-26	-	-	-	-	-	1-6
WILLIAMS, D.	4-67	1-20	1-7	2-40	-	-	-	-	-	-	-	-	-

INT. RETURNS	No-Yds	UT	NEV	MSU	DU	SU	ST	STAN	UM	NAVY	ARMY	VT	USC
LUKE	2-14	-	-	-	-	-	-	1-0	1-14	-	-	-	-
LOVE	1-2	-	-	-	-	-	-	-	-	-	1-2	-	-
CRAWFORD	1-22	1-22	-	DNP	DNP	DNP	DNP	DNP	DNP	DNP	DNP	DNP	DNP
VAUGHN	1-0	DNP	-	DNP	1-0	-	-	-	-	-	-	-	-
STUDSTILL	1-30	-	-	1-30	-	-	-	-	-	-	-	-	-
TRANQUILL	1-0	-	-	-	-	-	-	-	-	-	-	1-0	-
JONES, J.	1-5	-	1-5	-	-	-	-	-	-	-	-	-	-

FUMBLE RETURNS	No-Yds	UT	NEV	MSU	DU	SU	ST	STAN	UM	NAVY	ARMY	VT	USC
----------------	--------	----	-----	-----	----	----	----	------	----	------	------	----	-----

Total Tackles	UA-A	Total	UT	NEV	MSU	DU	SU	ST	STAN	UM	NAVY	ARMY	VT	USC
MORGAN, Nyles	49-45	94	9-4	2-2	8-2	7-3	3-7	2-2	5-2	8-1	1-10	0-5	2-2	2-5
TRANQUILL	52-27	79	3-2	2-0	5-1	7-1	3-10	1-4	7-1	8-1	1-3	3-0	8-2	4-2
ONWUALU	38-37	75	3-5	5-0	3-2	4-2	2-2	1-3	4-0	3-1	1-7	3-9	6-4	3-2
CONEY	33-29	62	2-1	5-0	5-4	6-3	1-6	2-5	0-1	3-1	1-2	0-2	6-4	2-0
MARTINI	29-26	55	4-4	0-1	6-1	0-1	3-3	3-2	3-0	1-0	4-7	4-5	0-2	1-0
ROCHELL	28-27	55	5-4	3-2	1-1	3-2	2-1	0-5	3-0	4-0	1-6	1-2	4-2	1-2
LUKE	35-13	48	2-0	2-0	5-0	4-0	2-3	2-1	4-0	5-0	1-3	1-3	5-1	2-2
LOVE	32-13	45	2-1	1-0	1-0	4-1	1-1	2-1	3-1	2-0	5-3	1-2	3-1	7-2
JONES, J.	26-19	45	-	0-1	3-1	3-4	1-2	0-2	2-0	7-0	-	1-1	5-5	4-3
STUDSTILL	28-10	38	3-1	3-0	2-0	3-3	1-1	4-1	3-0	1-1	1-3	-	4-0	3-0
TILLERY	17-20	37	1-3	1-1	4-1	0-1	1-2	5-4	-	-	1-3	1-2	1-2	2-1
BILAL	12-17	29	1-0	0-3	-	-	0-4	3-2	1-1	3-0	0-1	0-2	3-1	1-3
TRUMBETTI	10-16	26	2-0	-	2-0	0-2	1-2	1-3	-	1-1	1-5	1-0	1-1	0-2
VAUGHN	13-9	22	DNP	1-0	DNP	0-1	2-4	-	2-0	2-0	3-4	1-0	2-0	-
FERTITTA	8-9	17	-	1-0	1-1	-	1-3	0-1	2-1	-	1-1	1-1	-	1-1
COLEMAN	13-4	17	4-0	4-1	4-1	1-0	-	-	-	-	0-2	-	-	DNP
SEBASTIAN	14-3	17	5-2	1-0	4-0	2-1	-	-	1-0	-	-	-	1-0	-
ELLIOTT	7-7	14	1-0	-	-	-	2-2	-	-	-	2-1	1-3	-	1-1
PRIDE	10-2	12	DNP	DNP	DNP	DNP	0-1	-	1-0	5-0	-	0-1	-	4-0
HAYES, Daelin	5-6	11	-	0-1	0-1	1-0	0-1	1-2	1-1	1-0	-	1-0	-	-
CLAYPOOL	7-4	11	-	2-0	0-1	-	2-1	1-0	1-0	0-1	-	-	1-1	-
HAYES, Jay	2-8	10	DNP	0-1	0-1	DNP	0-3	1-2	-	-	-	0-1	-	1-0
CAGE	5-5	10	1-0	1-0	0-2	0-2	1-1	2-0	-	-	DNP	DNP	DNP	DNP
BONNER	3-6	9	-	-	-	0-1	0-2	-	2-0	-	-	1-3	-	-
JONES, Jamir	7-1	8	DNP	-	-	DNP	1-0	-	-	2-0	0-1	3-0	1-0	-
CRAWFORD	5-1	6	4-1	1-0	DNP	DNP	DNP	DNP	DNP	DNP	DNP	DNP	DNP	DNP
OKWARA, J.	2-2	4	-	0-1	-	1-0	0-1	-	-	-	-	1-0	-	DNP
WILLIAMS, D.	2-2	4	-	-	-	2-0	-	0-1	-	-	0-1	-	-	-
TAYLOR, Elijah	3-0	3	DNP	DNP	DNP	DNP	-	DNP	DNP	DNP	DNP	-	-	3-0
WHITE	2-0	2	1-0	-	-	-	1-0	DNP	DNP	-	DNP	DNP	DNP	DNP
FINKE	0-2	2	DNP	-	DNP	-	-	0-1	-	-	0-1	-	-	-
RECKER	2-0	2	DNP	-	DNP	DNP	DNP	DNP	DNP	DNP	DNP	DNP	DNP	2-0
SANDERS	2-0	2	-	-	-	-	-	1-0	-	-	-	-	-	1-0
NELSON	2-0	2	-	-	-	-	1-0	1-0	-	-	-	-	-	-
ADAMS, Josh	1-0	1	1-0	-	-	-	-	-	-	-	-	-	-	-
WEISHAR	0-1	1	-	-	-	-	0-1	-	-	-	-	-	-	-
DALY	0-1	1	-	-	-	-	-	-	-	0-1	-	-	-	-
SMYTHE	1-0	1	-	-	-	-	-	-	-	-	-	1-0	-	-
YOON	1-0	1	-	-	-	1-0	-	-	-	-	-	-	-	-
MOKWUAH	1-0	1	DNP	-	-	DNP	DNP	DNP	DNP	1-0	DNP	-	DNP	DNP

GAME-BY-GAME TACKLES FOR LOSS

TACKLES FOR LOSS	UA-A	Total	UT	NEV	MSU	DU	SU	ST	STAN	UM	NAVY	ARMY	VT	USC
ONWUALU	9-5	11.5	1.0-2	2.0-10	1.0-2	-	1.0-5	0.5-4	-	1.0-2	1.5-8	1.5-6	1.0-12	1.0-2
JONES, J.	10-2	11.0	-	-	-	1.0-1	0.5-1	-	1.0-7	6.0-24	-	-	1.0-1	1.5-7
ROCHELL	6-2	7.0	2.5-3	0.5-1	1.0-9	-	1.0-4	-	1.0-2	1.0-2	-	-	-	-
MARTINI	6-2	7.0	0.5-0	-	-	-	1.5-1	-	2.0-4	-	1.0-1	2.0-7	-	-
MORGAN, Nyles	5-2	6.0	-	0.5-1	-	1.0-7	1.5-3	-	-	3.0-24	-	-	-	-
BILAL	3-0	3.0	-	-	-	-	-	1.0-6	-	1.0-7	-	-	-	1.0-5
TILLERY	3-0	3.0	-	-	2.0-3	-	-	1.0-1	-	-	-	-	-	-
LOVE	1-2	2.0	-	-	-	-	-	-	-	-	1.0-1	0.5-1	-	0.5-2
LUKE	2-0	2.0	1.0-1	-	-	-	-	1.0-7	-	-	-	-	-	-
TRANQUILL	2-0	2.0	-	-	-	1.0-3	-	-	1.0-1	-	-	-	-	-
CONEY	1-1	1.5	-	1.0-3	-	-	0.5-1	-	-	-	-	-	-	-
STUDSTILL	1-0	1.0	-	-	-	-	-	1.0-2	-	-	-	-	-	-
TAYLOR, Elijah	1-0	1.0	DNP	DNP	DNP	DNP	-	DNP	DNP	DNP	DNP	-	-	1.0-3
COLEMAN	1-0	1.0	-	-	1.0-1	-	-	-	-	-	-	-	-	DNP
CAGE	0-1	0.5	-	-	-	-	0.5-1	-	-	-	DNP	DNP	DNP	DNP
HAYES, Jay	0-1	0.5	DNP	-	-	DNP	0.5-0	-	-	-	-	-	-	-
TRUMBETTI	0-1	0.5	-	-	-	-	-	0.5-3	-	-	-	-	-	-
FERTITTA	0-1	0.5	-	-	-	-	-	-	-	-	0.5-2	-	-	-

SACKS	UA-A	Total	UT	NEV	MSU	DU	SU	ST	STAN	UM	NAVY	ARMY	VT	USC
MORGAN, Nyles	4-0	4.0	-	-	-	1.0-7	1.0-1	-	-	2.0-23	-	-	-	-
ONWUALU	3-0	3.0	-	-	-	-	1.0-5	-	-	-	-	1.0-6	1.0-12	-
MARTINI	3-0	3.0	-	-	-	-	-	-	2.0-4	-	-	1.0-5	-	-
JONES, J.	2-0	2.0	-	-	-	-	-	-	1.0-7	1.0-9	-	-	-	-
ROCHELL	1-0	1.0	-	-	-	-	-	-	-	1.0-2	-	-	-	-
BILAL	1-0	1.0	-	-	-	-	-	-	-	1.0-7	-	-	-	-

GAME-BY-GAME FUMBLES

FUMBLES	No-Lost	UT	NEV	MSU	DU	SU	ST	STAN	UM	NAVY	ARMY	VT	USC
KIZER	5-3	-	-	-	1-1	-	1-1	1-0	-	-	-	1-0	1-1
TEAM	3-1	-	-	DNP	DNP	-	2-1	-	-	DNP	1-0	DNP	DNP
SANDERS	2-2	-	-	1-1	-	-	-	-	1-1	-	-	-	-
STEPHERSON	1-0	-	-	-	1-0	-	-	-	-	-	-	-	-
PRIDE	1-1	DNP	DNP	DNP	DNP	-	-	-	1-1	-	-	-	-
FINKE	1-0	DNP	-	DNP	-	-	1-0	-	-	-	-	-	-
BOYKIN	1-1	-	-	1-1	-	-	-	-	-	-	-	-	-
SMYTHE	1-0	-	-	-	-	-	-	-	1-0	-	-	-	-
FOLSTON	1-0	-	1-0	-	-	DNP	DNP	-	-	-	-	-	-
ST. BROWN	1-1	-	-	-	1-1	-	-	-	-	-	-	-	-
ADAMS, Josh	1-0	-	-	-	1-0	-	-	-	-	-	-	-	-

FUMBLES FORCED	Number	UT	NEV	MSU	DU	SU	ST	STAN	UM	NAVY	ARMY	VT	USC
ONWUALU	2	-	-	-	-	1	-	-	-	-	-	1	-
HAYES, Daelin	1	-	-	-	-	-	1	-	-	-	-	-	-
JONES, J.	1	-	-	-	-	-	-	1	-	-	-	-	-
CAGE	1	-	-	-	-	-	1	-	-	DNP	DNP	DNP	DNP
BONNER	1	-	-	-	-	-	-	1	-	-	-	-	-
LOVE	1	-	-	-	-	-	-	-	-	-	-	-	1
STUDSTILL	1	-	-	-	-	-	1	-	-	-	-	-	-

FUMBLES RECOVERED	Number	UT	NEV	MSU	DU	SU	ST	STAN	UM	NAVY	ARMY	VT	USC
JONES, J.	2	-	-	-	-	-	-	1	-	-	-	1	-
ONWUALU	1	-	-	-	-	-	1	-	-	-	-	-	-
PRIDE	1	DNP	DNP	DNP	DNP	-	-	-	-	-	-	-	1
MORGAN, Nyles	1	-	-	-	-	-	1	-	-	-	-	-	-
LOVE	1	-	-	-	-	-	-	1	-	-	-	-	-

Statistic	National		Conference		National Leader	Conference		
	Rank	Rank	Value	Value		Leader	Value	Value
3rd Down Conversion Pct (128 ranked)	65	3	0.405		Navy	0.545	Army West Point	0.483
3rd Down Conversion Pct Defense (128 ranked)	60	3	0.390		Michigan	0.210	BYU	0.373
4th Down Conversion Pct (128 ranked)	9	1	0.650		South Fla.	0.895	Notre Dame	0.650
4th Down Conversion Pct Defense (128 ranked)	63	3	0.522		Alabama	0.174	BYU	0.409
Blocked Kicks (72 ranked)	44	2	2		Texas St.	8	BYU	4
Blocked Kicks Allowed (128 ranked)	84	3	3		28 teams tied	0	Massachusetts BYU	2 2
Blocked Punts (23 ranked)					Michigan	4	Army West Point	2
Blocked Punts Allowed (128 ranked)	112	4	2		69 teams tied	0	BYU	0
Completion Percentage (128 ranked)	75	3	0.577		Oklahoma	0.706	BYU	0.595
Defensive TDs (39 ranked)					Alabama	11	BYU	4
Fewest Penalties (128 ranked)	66	2	78		Navy	39	Army West Point	62
Fewest Penalties Per Game (128 ranked)	83	3	6.50		Navy	2.79	Army West Point	4.77
Fewest Penalty Yards (128 ranked)	46	2	638		UConn	339	Army West Point	548
Fewest Penalty Yards Per Game (128 ranked)	60	2	53.17		Navy	24.36	Army West Point	42.15
First Downs Defense (128 ranked)	24	2	244		Michigan	186	Army West Point	188
First Downs Offense (128 ranked)	81	3	254		Clemson	403	BYU	299
Fumbles Lost (128 ranked)	69	2	9		Nevada Iowa	2 2	BYU	7
Fumbles Recovered (128 ranked)	94	3	6		Minnesota	16	Massachusetts	11
Kickoff Return Defense (128 ranked)	95	3	22.26		Bowling Green	15.05	BYU	18.30
Kickoff Returns (128 ranked)	28	1	23.08		San Diego St.	28.11	Notre Dame	23.08
Net Punting (128 ranked)	106	3	35.28		Utah	44.63	BYU	39.93
Passes Had Intercepted (127 ranked)	37	1	9		Oklahoma St. Western Mich. Georgia Tech	4 4 4	Notre Dame	9
Passes Intercepted (128 ranked)	93	3	8		San Diego St.	26	BYU	21
Passing Offense (128 ranked)	48	2	254.3		Texas Tech	463.0	Massachusetts	256.7
Passing Yards Allowed (128 ranked)	21	2	196.4		Michigan	142.5	Army West Point	170.2
Passing Yards per Completion (128 ranked)	29	2	13.62		Air Force	25.76	Army West Point	17.91
Punt Return Defense (128 ranked)	123	4	15.05		North Carolina	0.22	BYU	2.53
Punt Returns (128 ranked)	44	1	9.10		Texas A&M	25.36	Notre Dame	9.10
Red Zone Defense (128 ranked)	45	2	0.810		Vanderbilt	0.653	BYU	0.743
Red Zone Offense (128 ranked)	72	2	0.833		Florida St.	0.965	BYU	0.945
Rushing Defense (128 ranked)	72	3	182.4		Alabama	63.9	BYU	112.8
Rushing Offense (128 ranked)	80	3	163.3		New Mexico	350.0	Army West Point	339.5
Sacks Allowed (128 ranked)	85	3	2.33		Troy	0.62	Army West Point	0.77
Scoring Defense (128 ranked)	62	3	27.8		Alabama	13.0	BYU	19.5
Scoring Offense (128 ranked)	53	1	30.9		Western Ky.	45.5	Notre Dame	30.9
Tackles for Loss Allowed (128 ranked)	42	3	5.33		Missouri	2.92	Army West Point	4.38
Team Passing Efficiency (128 ranked)	36	1	142.11		Oklahoma	193.79	Notre Dame	142.11
Team Passing Efficiency Defense (128 ranked)	79	3	134.56		Florida	92.87	Army West Point	115.12
Team Sacks (128 ranked)	117	4	1.17		Florida St.	3.92	BYU	2.23
Team Tackles for Loss (128 ranked)	102	4	5.1		Arkansas St.	9.6	Massachusetts	5.8
Time of Possession (128 ranked)	82	3	28:55		Wisconsin	34:58	Army West Point	34:36
Total Defense (128 ranked)	42	3	378.8		Michigan	261.8	Army West Point	291.5
Total Offense (128 ranked)	62	1	417.6		Texas Tech	564.5	Notre Dame	417.6
Turnover Margin (128 ranked)	93	3	-0.33		Washington Western Mich.	1.29 1.29	BYU	0.92
Turnovers Gained (128 ranked)	104	4	14		Washington	33	BYU	31
Turnovers Lost (128 ranked)	47	1	18		Western Mich.	8	Notre Dame	18
Winning Percentage (128 ranked)	91	3	0.333		Alabama Clemson	0.933 0.933	BYU	0.692

Statistic	Player	National	Conference	Value	National Leader	Conference	Value	Conference Leader	Value
		Rank	Rank			Rank			
All Purpose (199 ranked)	C.J. Sanders Josh Adams Equanimeous St. Brown	123 140 199	2 3 5	97.08 93.83 80.08	Christian McCaffrey, Stanford	211.55		Jamaal Williams, BYU	145.50
Blocked Kicks (5 ranked)	Jarron Jones	5	1	2	Trey Hendrickson, Fla. Atlantic Vincent Taylor, Oklahoma St.	4 4		Jarron Jones, Notre Dame Corbin Kaufusi, BYU	2 2
Combined Kick Returns (200 ranked)	C.J. Sanders	14	1	850	Quadree Henderson, Pittsburgh	1,166		C.J. Sanders, Notre Dame	850
Completion Percentage (109 ranked)	Deshone Kizer	69	3	0.587	Baker Mayfield, Oklahoma	0.709		Andrew Ford, Massachusetts	0.608
Completions Per Game (100 ranked)	Deshone Kizer	56	3	17.67	Luke Falk, Washington St.	34.08		Andrew Ford, Massachusetts	20.18
Field Goal Percentage (108 ranked)	Justin Yoon	51	2	0.765	Gary Wunderlich, Ole Miss	0.957		Rhett Almond, BYU	0.810
Field Goals Per Game (130 ranked)	Justin Yoon	60	2	1.08	Daniel Carlson, Auburn	2.15		Rhett Almond, BYU	1.31
Forced Fumbles (27 ranked)					Harold Landry, Boston College	0.54		Da'Sean Downey, Massachusetts	0.40
Fumbles Recovered (30 ranked)	Jarron Jones	30	2	2	Keishawn Bierria, Washington	5		Steve Casali, Massachusetts	3
Interceptions Per Game (149 ranked)					Rasul Douglas, West Virginia Tarvarus McFadden, Florida St.	0.6 0.6		Kai Nacua, BYU	0.5
Kickoff Return TDs (8 ranked)	C.J. Sanders	2	1	2	Quadree Henderson, Pittsburgh	3		C.J. Sanders, Notre Dame	2
Kickoff Returns (113 ranked)	C.J. Sanders	23	1	25.0	Kylen Towner, Western Ky.	40.3		C.J. Sanders, Notre Dame	25.0
Passes Defended (29 ranked)					Tedric Thompson, Colorado Ahkello Witherspoon, Colorado	1.6 1.6			
Passing Efficiency (109 ranked)	Deshone Kizer	31	1	145.6	Baker Mayfield, Oklahoma	196.4		Deshone Kizer, Notre Dame	145.6
Passing TDs (159 ranked)	Deshone Kizer	25	1	26	Logan Woodside, Toledo	45		Andrew Ford, Massachusetts Deshone Kizer, Notre Dame	26 26
Passing Yards (130 ranked)	Deshone Kizer	41	1	2,925	Patrick Mahomes, Texas Tech	5,052		Deshone Kizer, Notre Dame	2,925
Passing Yards Per Game (130 ranked)	Deshone Kizer	43	1	243.8	Patrick Mahomes, Texas Tech	421.0		Deshone Kizer, Notre Dame	243.8
Passing Yards per Completion (109 ranked)	Deshone Kizer	21	1	13.80	Trace McSorley, Penn St.	16.13		Deshone Kizer, Notre Dame	13.80
Points Responsible For (200 ranked)	Deshone Kizer	23	1	204	Patrick Mahomes, Texas Tech	318		Deshone Kizer, Notre Dame	204
Points Responsible For Per Game (196 ranked)	Deshone Kizer	16	1	17.0	Patrick Mahomes, Texas Tech	26.5		Deshone Kizer, Notre Dame	17.0
Punt Return TDs (7 ranked)					Christian Kirk, Texas A&M	3			
Punt Returns (64 ranked)					Brisly Estime, Syracuse	17.7		Garrett Juergens, BYU	8.6
Punting (115 ranked)	Tyler Newsome	26	1	43.5	Johnny Townsend, Florida	47.9		Tyler Newsome, Notre Dame	43.5
Receiving TDs (184 ranked)	Equanimeous St. Brown Kevin Stepherson Durham Smythe	36 125 184	1 5 6	9 5 4	Corey Davis, Western Mich. Carlos Henderson, Louisiana Tech	19 19		Equanimeous St. Brown, Notre Dame	9
Receiving Yards (200 ranked)	Equanimeous St. Brown	45	1	961	Trent Taylor, Louisiana Tech	1,803		Equanimeous St. Brown, Notre Dame	961
Receiving Yards Per Game (200 ranked)	Equanimeous St. Brown Torii Hunter Jr.	41 110	1 4	80.1 57.9	Zay Jones, East Carolina	145.5		Equanimeous St. Brown, Notre Dame	80.1
Receptions Per Game (198 ranked)	Equanimeous St. Brown Torii Hunter Jr.	78 118	3 4	4.8 4.2	Zay Jones, East Carolina	13.2		Adam Breneman, Massachusetts	5.8
Rush Yards Per Carry (179 ranked)	Josh Adams Deshone Kizer	35 159	1 7	5.91 3.66	Teriyon Gipson, New Mexico	8.75		Josh Adams, Notre Dame	5.91
Rushing TDs (200 ranked)	Deshone Kizer Josh Adams	104 200	4 7	8 5	Anthony Wales, Western Ky.	27		Andy Davidson, Army West Point Jamaal Williams, BYU	12 12
Rushing Yards (200 ranked)	Josh Adams	80	3	933	Donnel Pumphrey, San Diego St.	2,133		Jamaal Williams, BYU	1,375
Rushing Yards Per Game (200 ranked)	Josh Adams	76	2	77.8	D'Onta Foreman, Texas	184.4		Jamaal Williams, BYU	137.5
Sacks (69 ranked)					Harold Landry, Boston College	1.27		Da'Sean Downey, Massachusetts	0.60
Scoring (200 ranked)	Justin Yoon	105	3	6.9	Anthony Wales, Western Ky.	13.4		Jamaal Williams, BYU	7.2
Solo Tackles (47 ranked)					Nate Holley, Kent St.	8.9			
Tackles For Loss (32 ranked)					Tegray Scales, Indiana	1.8			
Total Interceptions (69 ranked)					Rasul Douglas, West Virginia Tarvarus McFadden, Florida St.	8 8		Kai Nacua, BYU	6
Total Offense (200 ranked)	Deshone Kizer Josh Adams	26 194	1 6	283.1 77.8	Patrick Mahomes, Texas Tech	442.7		Deshone Kizer, Notre Dame	283.1
Total Points Scored (150 ranked)	Justin Yoon	115	2	83	Anthony Wales, Western Ky.	174		Rhett Almond, BYU	90
Total Tackles (149 ranked)	Nyles Morgan	103	4	7.8	Rodney Butler, New Mexico St.	13.8		Steve Casali, Massachusetts	8.8
Total Touchdowns (145 ranked)	Equanimeous St. Brown	145	3	9	Anthony Wales, Western Ky.	29		Andy Davidson, Army West Point Jamaal Williams, BYU	12 12
Yards per Pass Attempt (109 ranked)	Deshone Kizer	29	1	8.10	Baker Mayfield, Oklahoma	11.08		Deshone Kizer, Notre Dame	8.10
Yards per Reception (200 ranked)	Kevin Stepherson Equanimeous St. Brown Torii Hunter Jr.	25 59 175	2 3 4	18.48 16.57 13.71	Jalen Robinette, Air Force	27.40		Jalen Williams, Massachusetts	19.26