



University of Notre Dame
Sports Information
112 Joyce Center
Notre Dame, IN 46556
574-631-7516
574-631-7941 (fax)
www.UND.com

2008 NOTRE DAME FOOTBALL NOTES

Primary Contact: Brian Hardin • bhardin2@nd.edu • Office - 574.631.9471 • Cell - 574.532.4134
Secondary Contact: Michael Bertsch • mbertsch1@nd.edu • Office - 574.631.8642 • Cell - 574.532.4154



GAME 5: NOTRE DAME (3-1) vs. STANFORD (3-2)



DATE: Saturday, October 4, 2008

TIME: 2:43 p.m. ET

SITE (CAPACITY): Notre Dame Stadium (80,795); Notre Dame, Ind.

TICKETS: The game is officially sold out making it the 203rd consecutive sellout at Notre Dame Stadium. Since 1966, every Notre Dame home football game has been a sellout except one - a 1973 Thanksgiving Day game vs. Air Force. The Irish have now played in front of sellouts in 251 of their last 252 home games.

TV: NBC national telecast with Tom Hammond (play-by-play) and Pat Haden (analysis), Alex Flanagan (sideline), David Gibson (producer) and John Gonzalez (director). NBC will stream a live 30 min. pre-game show (2-2:30 p.m.) and post-game show on NBCSports.com.

RADIO: ISP Sports is the exclusive national rights-holder for Irish football radio broadcasts. The Notre Dame-ISP relationship begins with the 2008 season and extends through the 2017 season -- with ISP managing, producing and syndicating the Irish national football radio network. Notre Dame games will be broadcast

WHAT'S INSIDE

Series History vs. Stanford/Pac-10	1-7
Irish Probable Starting Lineup	3
Notre Dame's Record When	5
Last Two Meetings with Stanford	8-9
Team Notes.....	11-13
Media Information	12
Individual / Team Honors.....	13
Special Team Notes	14-16
Offense Notes	16-20
Defense Notes	20-23
Noting The Purdue Game	23
Miscellaneous Notes	23-25
Irish Players Season / Career Highs	26-28
The Last Time.....	29-31
Weis Era Record Book	32-40
Depth Chart	41
Pronunciation Guide.....	42
Alphabetical / Numerical Roster.....	42-43
Game Summaries	44-47
Player Bios	48-65
Season Stats	66-79

COUNTDOWN TO KICKOFF

- 10 Notre Dame has tallied 10 turnovers this season. Only 13 schools that have also played four games have recorded more takeaways.
- 9 Nine true freshmen have played for the Irish over the first four games. The group includes CB **Robert Blanton**, C **Braxton Cave**, OLB **Steve Filer**, OLB **Darius Fleming**, WR **Michael Floyd**, RB **Jonas Gray**, DE **Ethan Johnson**, G **Trevor Robinson** and TE **Kyle Rudolph**.
- 8 Despite playing only on a few special teams units, former senior walk-on CB **Mike Anello** is tied for eighth on the team with 10 tackles this season.
- 7.9 Sophomore HB **Armando Allen** averaged 7.9 yards per carry on 17 rushes last week against Purdue. It was the second-highest single-game average during the Weis era (Darius Walker averaged 10.2 yards per carry at Air Force in 2006).
- 7 Sophomore QB **Jimmy Clausen** has started seven straight games for the Irish dating back to 2007. He has passed for 1,537 yards and 15 touchdowns over that stretch helping Notre Dame to a 5-2 record.
- 6 Notre Dame entered the Purdue game with only six rushes of at least 10 yards but tallied six rushes of at least 16 yards against the Boilermakers.
- 5 Freshman CB **Robert Blanton** became the fifth Irish freshman to return an interception for a touchdown since 1972 when he picked off a Curtis Painter pass and raced 47 yards for Notre Dame's first touchdown against Purdue.
- 4 After setting a school record by allowing 58 sacks in 2007, the Notre Dame offensive line has permitted just four sacks this season. Only 18 schools in the NCAA FBS have given up fewer sacks than the Irish.
- 3 Against Purdue, the Irish scored three touchdowns in the third quarter marking the first points of the season for Notre Dame in the third quarter. The three third quarter TDs were the most in a third quarter since Oct. 22, 2005 vs. BYU.
- 2 All but two of Notre Dame's touchdowns this year have been scored by freshmen or sophomores (12 of 14). Senior WR **David Grimes** has the other two.
- 1 Notre Dame's kickoff coverage unit ranks first in the nation in kickoff return yardage per return, allowing only 13.9 yards per kick return.
- 0 Not to be outdone, the Irish punt coverage unit has surrendered zero punt returns longer than 10 yards this season and ranks 10th nationally.

2008 NOTRE DAME SCHEDULE

Date	Opponent	Site	Time
September 6	SAN DIEGO STATE (NBC)	Notre Dame, Ind.	W, 21-13
September 13	MICHIGAN (NBC)	Notre Dame, Ind.	W, 35-17
September 20	at Michigan State (ABC)	East Lansing, Mich.	L, 7-23
September 27	PURDUE (NBC)	Notre Dame, Ind.	W, 38-21
October 4	STANFORD (NBC)	Notre Dame, Ind.	2:30 p.m.
October 11	at North Carolina (ABC)	Chapel Hill, N.C.	3:30 p.m.
October 25	at Washington (TBA)	Seattle, Wash.	5:00 p.m.
November 1	PITTSBURGH (NBC)	Notre Dame, Ind.	2:30 p.m.
November 8	at Boston College (TBA)	Chestnut Hill, Mass.	TBA
November 15	vs. Navy (CBS)	Baltimore, Md.	12:00 p.m.
November 22	SYRACUSE (NBC)	Notre Dame, Ind.	2:30 p.m.
November 29	at USC (TBA)	Los Angeles, Calif.	5:00 p.m.

All Times Local

by Don Criqui (play-by-play), former Irish great Allen Pinkett (analysis) and Jeff Jeffers providing pre-game, sideline and post-game reports. This broadcast can be heard live on SIRIUS Satellite Radio (channel 159).

All Notre Dame home games may be heard in South Bend on Sunny 101.5 FM and NewsTalk 960 WSBT-AM. See page 12 of this notes package for more information on Irish football radio and television shows.

WEB SITES: Notre Dame (und.com), Stanford (gostanford.com).

REAL-TIME STATS: Live in-game statistics will be provided through CBS College Sports Gametracker via each school's respective official athletic websites.

POLLS: Notre Dame did receive votes in the USA Today coaches poll, but did not in the Associated Press poll, while Stanford failed to receive votes in either poll.

SERIES INFO: Notre Dame and Stanford will play one another for the 23rd time in series history on Saturday. The Irish hold a 16-6 (.727) edge in the series, including a 21-14 victory in the last season's meeting in Palo Alto. The Irish have captured each of the last six meetings overall and six straight in Notre Dame Stadium. (see All-Time Series Results on page 2).

WHAT TO WATCH FOR: Notre Dame has captured its first three games this season inside Notre Dame Stadium. The Irish will look for their fifth straight victory at home this weekend. Notre Dame will also look to open a season 4-0 at home for the first time since 2002.

**Notre Dame vs. Stanford
Series History**

Notre Dame leads 16-6

In Notre Dame:	Notre Dame leads 9-2
In Stanford:	Notre Dame leads 6-4
Neutral Site:	Notre Dame leads 1-0
Longest Notre Dame Win Streak:	6 (2002-present)
Longest Stanford Win Streak:	1 (six different occasions)
Largest Margin of Victory:	50 (57-7), 2003 in Stanford
Largest Margin of Defeat:	18 (15-33), 1997 in Stanford

Site	Year	Rank	W/L	ND	STAN
RB	1924		W	27	10
*	1942		W	27	0
	1963		L	14	24
*	1964	2-	W	28	6
*	1988	5-	W	42	14
	1989	1-	W	27	17
*	1990	1-	L	31	36
	1991	8-	W	42	26
*	1992	7-19	L	16	33
	1993	4-	W	48	20
*	1994	8-	W	34	15
	1997	-19	L	15	33
*	1998	t23-	W	35	17
	1999		L	37	40
*	2000	25-	W	20	14
	2001	-13	L	13	17
*	2002	9-	W	31	7
	2003		W	57	7
*	2004		W	23	15
	2005	6-	W	38	31
*	2006	12-	W	31	10
	2007		W	21	14

* games played at Notre Dame Stadium

**Notre Dame vs. Stanford Statistics
(2008 Statistics)**

Notre Dame	Category	Stanford
101	Scoring	125
25.2	Points Per Game	25.0
75	First Downs	83
26	By Rushing	40
38	By Passing	31
11	By Penalty	12
435	Rushing Yardage	842
130	Rushing Attempts	179
3.3	Average Per Rush	4.7
108.0	Average Per Game	168.4
3	TDs Rushing	9
21-164	Penalties-Yards	37-340
8-3	Fumbles-Lost	9-4
901	Passing Yards	714
131-75-6	Attempts-Completions-INT	121-64-5
6.9	Average Per Pass	5.9
12.0	Average Per Catch	11.2
225.2	Average Per Game	142.8
9	TDs Passing	4
1,336	Total Offense	1,556
261	Total Plays	300
5.1	Average Per Play	5.2
334.0	Average Per Game	311.2
16-384	Kick Returns	25-539
9-75	Punt Returns	6-91
24.0	Kick Return Average	21.6
8.3	Punt Return Average	15.2
18-759	Punts	23-925
42.2	Punt Average	40.2
18/51	3rd-Down Conversions	26/65
1-7	Sacks	15-95
7/15	Redzone Scores	12/13

STANFORD HEAD COACH JIM HARBAUGH:

Jim Harbaugh, who was appointed the Bradford M. Freeman Director of Football on December 19, 2006, wasted little time in making a big impression in the college football circles in his first season as Stanford's head coach.

Stanford was one of the most improved teams in the Pacific-10 Conference last season under Harbaugh, whose infectious energy and enthusiasm immediately took hold of the program. The Cardinal finished with a 4-8 overall record and a 3-6 mark in conference play last season following a 2006 campaign which saw the team win just one game in 12 outings. Included in last year's win total was an epic, 24-23 upset win over USC, ranked first in the USA Today Coaches poll and second by the Associated Press at the time, and a convincing win over defending Pac-10 Conference co-champion California, breaking the Bears five-game winning streak in the Big Game.

While a pair of signature victories served notice Stanford's program was again on the rise, Harbaugh is more than ready to push the envelope a little further this season as the Cardinal continue its journey to the upper echelon of a talent-rich conference in its quest to become perennial bowl participants.

Harbaugh came to Stanford from the University of San Diego, where he guided the Toreros to an impressive three-year overall record of 29-6 (.829), including back-to-back 11-1 seasons that netted a pair of Division I-AA Mid Major national titles in 2005 and '06.

**2008 STANFORD SCHEDULE/RESULTS
(3-2 OVERALL, 2-1 Pac-10)**

Aug. 28	Oregon State*	W, 36-28
Sept. 6	at Arizona State*	L, 17-41
Sept. 13	at TCU	L, 14-31
Sept. 20	San Jose State	W, 23-10
Sept. 27	at Washington *	W, 35-28
Oct. 4	at Notre Dame	11:30 a.m. PT
Oct. 11	Arizona*	2:00 p.m. PT
Oct. 18	at UCLA*	1:00 p.m. PT
Nov. 1	Washington State*	TBA
Nov. 8	at Oregon*	TBA
Nov. 15	USC*	4:00 p.m. PT
Nov. 22	at California*	12:30 p.m. PT

Notre Dame vs. Pac-10

School	Won	Lost	Tied	Pct.
Arizona	2	1	0	.667
Arizona State	2	0	0	1.000
California	4	0	0	1.000
Oregon	1	0	1	1.000
Oregon State	0	2	0	.000
Stanford	16	6	0	.727
UCLA	4	0	0	1.000
USC	42	32	5	.563
Washington	6	0	0	1.000
Washington State	1	0	0	1.000
TOTALS	78	41	6	.648

INDIVIDUAL

Rushing Yards

Julius Jones, 23-218, 1 TD; 11.29.03

Passing Yards

Brady Quinn, 25-38-432, 3 TD; 11.26.05

Receptions

Jeff Samardzija, 8-191, 2 TD; 11.26.05

Receiving Yards

Jeff Samardzija, 8-191, 2 TD; 11.26.05

Points Kicking

Craig Hentrich, 9 (3 XP, 2FG); 10.7.89

Kickoff Return Yards

Clint Johnson, 2-179; 10.2.93

Punt Return Yards

Tom Zbikowski, 4-64; 11.24.07

Touchdowns

Jarius Jackson, 3 (rushing), 10.3.98
 Ryan Grant, 3 (rushing); 11.29.03
 Jerome Bettis, 3 (rushing); 10.5.91

Interceptions

Pat Terrell, 2-42; 10.7.89

TEAM

Points Scored

57 (W 57-7); 2003 in Stanford

Points Scored (quarter)

23 (W 57-7); 2003 (third) in Stanford

Points Scored (half)

34 (W 57-7); 2003 (first) in Stanford

Points Allowed

40 (L 37-40); 1999 in Stanford

Points Allowed (quarter)

17 (L 37-40); 1999 (first) in Stanford
 17 (W 38-37); 2005 (fourth) in Stanford

Points Allowed (half)

26 (L 16-33); 1992 (second) in Notre Dame

NOTRE DAME - STANFORD SERIES HISTORY

► Notre Dame leads the all-time series versus Stanford (16-6), including a 9-2 edge when the scene shifts to Notre Dame Stadium.

► The series began on Jan. 1, 1925 (the end of the 1924 season) when Notre Dame's famed Four Horsemen and head coach Knute Rockne travelled across the country to meet Stanford's Pop Warner and Ernie Nevers. Notre Dame's 27-10 victory earned the Irish their first-ever national championship and the first of four national crowns to come via bowl wins.

► The series then included one game in the 1940s and two in the 1960s. This year's game will represent the 19th meeting between the schools in the last 21 years (no games in 1995 or 1996).

► This year's contest marks only the fifth time in the last 20 series games that neither of the teams will have been ranked in the Associated Press poll. The 1999 matchup (a 40-37 Stanford win), 2003 game (a 57-7 Irish victory), 2004 meeting (a 23-15 Notre Dame triumph) and 2007

**Notre Dame
 Probable Starting Lineup**

OFFENSE

Pos.	No.	Player	Class	Notes
X	18	Duval Kamara	So.	Set school record for TD catches by freshman in '07
LT	77	Michael Turkovich	Sr.	Fourth career start at LT last week (prev. 12 career starts at LG)
LG	55	Eric Olsen	Jr.	Started 10 straight games (the final six of '07 at RG)
OC	51	Dan Wenger	Jr.	Started first three games of '07 at RG and last four at C
RG	59	Chris Stewart	Jr.	One of three Irish players to make starting debut in week 1
RT	74	Sam Young	Jr.	Has started all 29 games over the past three seasons
TE	9	Kyle Rudolph	Fr.	First freshman TE to ever start season opener
Z	11	David Grimes	Sr.	Tri-captain; 4 rec., 65 yds and 30-yd TD last week
QB	7	Jimmy Clausen	So.	Maxwell, O'Brien Quarterback Award Watch List
FB	44	Asaph Schwapp	Sr.	Prototypical lead blocking FB; Phil Steele's eighth-best FB
HB	5	Armando Allen	So.	Career-high 134 yds rushing and 247 all-purpose in week 4

DEFENSE

Pos.	No.	Player	Class	Notes
DE	53	Morrice Richardson	Jr.	Played in nine games in '07; seven tackles, one sack
NT	95	Ian Williams	So.	Played all 12 games in '07; sixth on team w/ 45 tackles
DE	96	Pat Kuntz	Sr.	Season-high six tackles last week against Purdue
SAM	22	Harrison Smith	So.	Made first career start and career-best six stops vs. MSU
MIKE	58	Brian Smith	So.	Career-high 10 tackles, forced fumble vs. MSU
JACK	40	Maurice Crum, Jr.	Sr.	Has started all 41 games for ND last four seasons
WILL	90	John Ryan	Jr.	Started 10 games in '07; 30 tackles, 5.0 TFL, 2.5 sacks
LCB	8	Raeshon McNeil	Jr.	Picked up fifth career start last week
FS	27	David Bruton	Sr.	Tied career-high with 15 tackles against Michigan
SS	28	Kyle McCarthy	Sr.	Tied for 27th in the nation in tackles per game (9.5)
RCB	20	Terrail Lambert	Sr.	Will make his 27th straight start this weekend

SPECIAL TEAMS

Pos.	No.	Player	Class	Notes
PK	14	Brandon Walker	So.	Connected on first FG of year last week against Purdue
KO	39	Ryan Burkhart	Jr.	Averaging 62.2 yards per kick on 19 kickoffs this season
P	43	Eric Maust	Jr.	Punted 18 times for 759 yds (42.2 avg.) this season
H	43	Eric Maust	Jr.	Holds for left-footed kicker Brandon Walker
	13	Evan Sharpley	Sr.	Holds for right-footed kicker Ryan Burkhart
SNP	39	Kevin Brooks	Sr.	Serves as snapper on both punts and field goals
PR	5	Armando Allen	So.	Avg. 9.4 yds/return on seven punt returns this season
KR	5	Armando Allen	So.	Avg. 24.8 yds/return on 12 kickoff returns this season
	23	Golden Tate	So.	Avg. 21.5 yds/return on four kickoff returns this season

KEY PROBABLE NON-STARTERS

Pos.	No.	Player	Class	Notes
QB	13	Evan Sharpley	Sr.	Played eight games, two starts in '07; threw for 736 yds, 5 TDs
HB	34	James Aldridge	Jr.	Led ND in rushing with 463 yds in 11 games in '07
HB	33	Robert Hughes	So.	Leads ND in rushing touchdowns
WR	82	Robby Parris	Jr.	Second-ranked returning WR with 361 yds in '07
WR	3	Michael Floyd	Fr.	Six rec. for 100 yards last week against Purdue
WR	19	George West, Jr.	Jr.	21 rec. for 172 yds in '07; battled injury in fall camp
WR	23	Golden Tate	So.	Leads ND with 367 yards receiving; five rec. over 30 yds
TE	84	Will Yeatman	Jr.	All-American lacrosse player caught six passes for 37 yds in '07
NT	93	Paddy Mullen	Jr.	Saw action in three games in '07 (behind Kuntz, Williams)
DE	94	Justin Brown	Sr.	One of three (Lambert, Crum) fifth-year seniors
DE	9	Ethan Johnson	Fr.	Made first career start last week against Purdue
SAM	41	Scott Smith	Sr.	Voted by teammates onto leadership committee
MIKE	49	Toryan Smith	Jr.	Father, Charles, played football at Georgia
JACK	48	Steve Quinn	Sr.	Serves as one of the top players on special teams
WILL	56	Kerry Neal	So.	Picked up first career INT in week 1
WILL	45	Darius Fleming	Fr.	One of nine freshmen to see game action in 2008
CB	4	Gary Gray	So.	Recorded first career INT against Michigan
CB	12	Robert Blanton	Fr.	Fifth freshman to ever return INT for touchdown
FS	31	Sergio Brown	Jr.	Blocked a punt and set career-highs in tackles, TFL, PBUs in week 1

Active Notre Dame Players Against Stanford														
JAMES ALDRIDGE														
Rushing	Att	Yds	TD	Lg	Avg.	Avg./G								
2006	4	25	0	11	6.2	25.0								
2007	0	0	0	0	0.0	0.0								
TOTAL	4	25	0	11	6.2	12.5								
ARMANDO ALLEN														
Rushing	Att	Yds	TD	Lg	Avg.	Avg./G								
2007	6	4	0	9	0.7	4.0								
Receiving	Rec	Yds	TD	Lg	Avg.	Rec./G	Avg./G							
2007	1	9	0	9	9.0	1.0	9.0							
Kick Returns	No	Yds	TD	Lg	Avg./R	Avg./G								
2007	1	17	0	17	17.0	17.0								
All-Purpose	Rush	Rcv	PR	KR	IR	Total	Avg./G							
2007	4	9	0	17	0	30	30.0							
JUSTIN BROWN														
	UA	A	Total	TFL-Yds	Scks	PD	FF	FR	INT					
2007	0	3	3	0.5-2	0.5-2	0	0	0-0	0-0					
SERGIO BROWN														
	UA	A	Total	TFL-Yds	Scks	PD	FF	FR	INT					
2006	1	1	2	0.0-0	0.0-0	0	0	0-0	0-0					
DAVID BRUTON														
	UA	A	Total	TFL-Yds	Scks	PD	FF	FR	INT					
2005	1	1	2	0.0-0	0.0-0	0	0	0-0	0-0					
2006	1	2	3	0.0-0	0.0-0	0	0	0-0	0-0					
2007	8	1	9	1.0-2	0.0-0	1	0	0-0	1-3					
TOTAL	10	4	14	1.0-2	0.0-0	1	0	0-0	1-3					
JIMMY CLAUSEN														
Rushing	Att	Yds	TD	Lg	Avg.	Avg./G								
2007	8	-22	1	10	-2.8	-22.0								
Passing	C-A-I	Yds	TD	Long	Pct	Avg./P	Avg./G	Effic						
2007	19-32-1	196	0	44	59.4	6.1	196.0	104.6						
MAURICE CRUM, JR.														
	UA	A	Total	TFL-Yds	Scks	PD	FF	FR	INT					
2005	6	1	7	0.0-0	0.0-0	0	0	0-0	0-0					
2006	3	4	7	0.0-0	0.0-0	2	0	0-0	1-0					
2007	2	4	6	0.0-0	0.0-0	0	0	0-0	0-0					
TOTAL	11	9	20	0.0-0	0.0-0	2	0	0-0	1-0					
DAVID GRIMES														
Receiving	Rec	Yds	TD	Lg	Avg.	Rec./G	Avg./G							
2005	0	0	0	0	0.0	0.0	0.0							
2006	1	7	0	7	7.0	1.0	7.0							
2007	2	10	0	14	5.0	2.0	14.0							
TOTAL	3	17	0	14	5.7	1.0	5.7							
Kick Returns	No	Yds	TD	Lg	Avg./R	Avg./G								
2005	4	97	0	28	24.2	97.0								
2006	0	0	0	0	0.0	0.0								
2007	0	0	0	0	0.0	0.0								
TOTAL	4	97	0	28	24.2	32.3								
ROBERT HUGHES														
Rushing	Att	Yds	TD	Lg	Avg.	Avg./G								
2007	18	136	1	45	7.6	136.0								
Receiving	Rec	Yds	TD	Lg	Avg.	Rec./G	Avg./G							
2007	2	4	0	7	2.0	2.0	4.0							
DUVAL KAMARA														
Receiving	Rec	Yds	TD	Lg	Avg.	Rec./G	Avg./G							
2007	6	93	0	35	15.5	6.0	93.0							
TERRAIL LAMBERT														
	UA	A	Total	TFL-Yds	Scks	PD	FF	FR	INT					
2005	0	0	0	0.0-0	0.0-0	0	0	0-0	0-0					
2006	0	0	0	0.0-0	0.0-0	0	0	0-0	0-0					
2007	3	0	3	0.0-0	0.0-0	0	0	0-0	0-0					
TOTAL	3	0	3	0.0-0	0.0-0	0	0	0-0	0-0					
ERIC MAUST														
	Punts	Yards	Long	Avg.										
2007	4	158	46	39.5										
RAESHON MCNEIL														
	UA	A	Total	TFL-Yds	Scks	PD	FF	FR	INT					
2006	0	0	0	0.0-0	0.0-0	0	0	0-0	0-0					
2007	1	0	1	1.0-10	1.0-10	0	0	0-0	0-0					
TOTAL	1	0	1	1.0-10	1.0-10	0	0	0-0	0-0					
KERRY NEAL														
	UA	A	Total	TFL-Yds	Scks	PD	FF	FR	INT					
2007	1	2	3	1.0-1	1.0-1	0	0	0-0	0-0					
JOHN RYAN														
	UA	A	Total	TFL-Yds	Scks	PD	FF	FR	INT					
2006	0	0	0	0.0-0	0.0-0	0	0	0-0	0-0					
2007	0	3	3	0.0-0	0.0-0	0	0	0-0	0-0					
TOTAL	0	3	3	0.0-0	0.0-0	0	0	0-0	0-0					
ASAPH SCHWAPP														
Rushing	Att	Yds	TD	Lg	Avg.	Avg./G								
2005	2	10	0	5	5.0	10.0								
2007	3	3	0	3	1.0	3.0								
TOTAL	5	13	0	5	2.6	6.5								
BRIAN SMITH														
	UA	A	Total	TFL-Yds	Scks	PD	FF	FR	INT					
2007	0	4	4	0.5-1	0.5-1	0	0	0	0					
GOLDEN TATE														
Receiving	Rec	Yds	TD	Lg	Avg.	Rec./G	Avg./G							
2007	1	5	0	5	5.0	1.0	5.0							
Kick Returns	No	Yds	TD	Lg	Avg./R	Avg./G								
2007	2	29	0	16	14.5	29.0								
All-Purpose	Rush	Rcv	PR	KR	IR	Total	Avg./G							
2007	0	5	0	29	0	34	34.0							
BRANDON WALKER														
Field Goals	FGM	FGA	Lg	Pct										
2007	0	1	0	0.0										
Kickoffs	No	Yds	Avg											
2007	4	244	61.0											
GEORGE WEST														
Receiving	Rec	Yds	TD	Lg	Avg.	Rec./G	Avg./G							
2006	0	0	0	0	0.0	0.0	0.0							
2007	1	11	0	11	11.0	1.0	11.0							
TOTAL	1	11	0	11	11.0	0.5	5.5							
Punt Returns	No	Yds	TD	Lg	Avg./R	Avg./G								
2006	1	2	0	2	2.0	2.0								
2007	0	0	0	0	0.0	0.0								
TOTAL	1	2	0	2	2.0	2.0								
IAN WILLIAMS														
	UA	A	Total	TFL-Yds	Scks	PD	FF	FR	INT					
2007	3	3	6	0.0-0	0.0-0	0	0	0	0					

matchup (a 21-14 Irish victory) were the only other times since 1963 that both teams were unranked at kickoff.

► The winner of the Notre Dame-Stanford series receives the Legends Trophy, a combination of Irish crystal and California redwood. The trophy was presented for the first time in 1989 by the Notre Dame Club of the San Francisco Bay Area. Notre Dame has won 12 of 17 games since the Legends Trophy was first introduced.

NOTRE DAME - STANFORD SERIES NOTES

► Saturday's game marks the 23rd meeting between Notre Dame and Stanford. The Irish lead the series 16-6, including a 9-2 advantage when

playing host to the Cardinal at Notre Dame Stadium.

► The two teams have met every year since 1988, with the exception of the 1995 and 1996 seasons.

► This year's matchup will mark only the fifth time in the last 20 series meetings that neither Notre Dame nor Stanford is ranked at kickoff.

► After a five-game stretch from 1989-93 in which the visiting team won every game, the home team won each of the next seven games (1994-2002) before the Irish put a stop to that trend with a 57-7 victory last year at Stanford Stadium.

► Notre Dame has won 10 of the last 13 games in the series by an average margin of 12.5 points per game. The Irish are averaging 31 points

per game in those meetings, while surrendering just 18.5.

► The Irish defense has played a pivotal role in the series, holding the Cardinal to an average of 18.4 points per game, including 10 games where Stanford scored 14 points or less (each of the last two meetings). Meanwhile, Notre Dame has averaged 29.9 points per game and has topped the 30-point mark 11 times in the series (including 11 of the last 17 meetings).

► Notre Dame has won the previous six meetings with Stanford, which is the longest winning streak for either school in the all-time series.

NOTRE DAME VS. PAC-10

► Notre Dame is 78-41-6 (.648) all-time against teams from the Pac-10 Conference. Stanford represents the first of three Pac-10 opponent for the Irish this season. Notre Dame also faces Washington (Oct. 25) and USC (Nov. 29).

► The 125 games against Pac-10 teams is the second-most for the Irish against any conference. The Big Ten Conference (344) represents the most games played against Notre Dame and the ACC ranks third (106).

► Notre Dame has a winning series record against nine of the Pac-10 teams. Most of those games (79) have come versus USC (42-32-5), while 22 other matchups have come against Stanford.

► Notre Dame has played a handful of games versus California (4-0), Washington (6-0), UCLA (4-0), Arizona (2-1), Arizona State (2-1), Oregon (1-0-1) and Oregon State (0-2). Notre Dame played its first-ever game against Washington State in 2003, downing the Cougars, 29-26, in overtime.

► Notre Dame has posted a 44-15-1 (.742) record against Pac-10 opponents at home.

ON THIS DATE

Notre Dame has played 14 previous games in its history on Oct. 4. The Irish are 10-4 all-time on this date. The Irish have recorded three shutouts on Oct. 4 (1913, 1919, 1924).

1899	L	Chicago	6-23	A
1913	W	Ohio Northern	87-0	H
1919	W	Kalamazoo	14-0	H
1924	W	Lombard	40-0	H
1930	W	SMU	20-14	H
1941	W	Indiana	19-6	H
1947	W	Pittsburgh	40-6	A
1952	W	(19) Texas (5)	14-3	A
1958	W	(7) SMU (17)	14-6	A
1969	W	Michigan State (14)	42-28	H
1975	L	(8) Michigan State	3-10	H
1986	L	Alabama (2)	10-28	A
1997	L	Stanford (19)	15-33	A

Beginning with the 1936 season, the number in front of the opponent name indicates Notre Dame's ranking in the Associated Press poll coming into the game. The number following the opponent name indicates its ranking.

Oct. 4, 1930: The Irish opened Notre Dame Stadium. With a crowd on hand far less than the 54,000 capacity, the Irish opened the facility by defeating SMU, 20-14. Official dedication ceremonies came a week later against traditional foe Navy.

The Osborn Engineering Company, which had designed more than 50 stadia in the country - including Comiskey Park in Chicago, Yankee Stadium and the Polo Grounds in New York City, and facilities at Michigan, Indiana, Purdue and Minnesota - was awarded the contract and excavation began that summer.

Actual labor on the foundations of the Stadium did not commence until April, 1930, but four months later Notre Dame Stadium opened its 18 gates for its first use.

The Stadium measured a half-mile in circumference, stood 45 feet high and featured a glass-enclosed press box rising 60 feet above ground level and originally accommodating 264 writers plus facilities for photographers and radio and television broadcasters. There were more than 2,000,000 bricks in the original edifice, 400 tons of steel and 15,000 cubic yards of concrete. The total cost of construction exceeded \$750,000, and architecturally the Notre Dame Stadium was patterned, on a smaller scale, after the University of Michigan's mammoth stadium.

Though Rockne had a chance to coach in the new facility only in its initial season of use, he took a personal hand in its design. The sod from Cartier Field was transplanted into the new Stadium, but Rockne insisted on its use for football only. He kept the area between the field and the stands small to keep sideline guests, as he called them, to a minimum - and he personally supervised the parking and traffic system that remained much the same until the 21,150-seat addition in 1997.

Oct. 4, 1940: The movie Knute Rockne; All-American, opens in South Bend.

Oct. 4, 1980: Halfback Phil Carter becomes the first Notre Dame running back ever to lug the pigskin forty times in a game, as he picks up 254 rushing yards on exactly forty carries in a 26-21 victory over Michigan State.

Notre Dame's Record When...		
	2008	Weis Era
At Home	3-0	14-9
On The Road	0-1	10-5
Neutral Site Games	0-0	1-2
In Overtime	0-0	0-2
Coming off a loss	1-0	7-9
Coming off a win	1-1	16-3
Coming of an open date	0-0	1-2
Both teams are AP-ranked	0-0	3-5
Neither team is ranked	3-1	5-6
ND is ranked higher	0-0	17-2
Opponent is ranked higher	0-0	3-8
Vs. In-state Opponents	1-0	3-1
In September	3-1	10-8
In October	0-0	7-4
In November	0-0	10-3
In December	0-0	0-0
In January	0-0	0-2
On Television	3-1	25-16
On NBC	3-0	14-9
On ABC	0-1	7-4
On ESPN	0-0	2-2
On CBS	0-0	1-0
On CSTV	0-0	1-0
On Fox	0-0	0-1
Afternoon Games	3-1	20-13
Night Games	0-0	5-3
Decided By 7 or Less	0-0	5-3
Scoring First	1-0	16-4
Opponent Scores First	2-1	9-12
Leading At Halftime	1-0	17-2
Tied At Halftime	2-0	4-0
Trailing At Halftime	0-1	4-14
Leading After 3 Qtrs.	2-0	19-1
Tied After 3 Qtrs.	0-0	1-1
Trailing After 3 Qtrs.	1-1	5-14
Scoring 40+ Points	0-0	9-2
Scoring 30+ Points	2-0	18-3
Scoring 20-29 Points	1-0	14-6
Scoring 0-19 Points	0-1	2-10
Allowing 40+ Points	0-0	0-6
Allowing 30+ Points	0-0	2-13
Allowing 20-29 Points	1-1	9-5
Allowing 0-19 Points	2-0	15-0
Outrushing Opponent	2-0	12-0
Getting Outrushed	1-1	13-16
Passing For More Yds	0-1	18-8
Passing For Fewer Yds	3-0	7-8
Outgaining Opponent	1-0	16-3
Getting Outgained	2-1	9-12
Winning Time of Poss.	2-0	18-4
Losing Time of Poss.	1-1	7-12
Scoring a Def./ST TD	2-0	10-3
Allowing a Def./ST TD	0-0	2-6
Fewer Penalty Yards	2-1	12-10
More Penalty Yards	1-0	13-6
Winning Turnover Battle	2-0	18-5
Losing Turnover Battle	1-1	4-8
Individual 100-yard rusher	1-0	14-4
Individual 100-yard receiver	2-0	14-4
Individual 200-yard passer	2-1	21-7
Opponent 100-yard rusher	1-1	4-12
Opponent 100-yard receiver	1-0	11-6
Opponent 200-yard passer	3-0	12-9

National Rankings

ASSOCIATED PRESS (Sept. 28)

Rk	School	Record	Pts
1.	Oklahoma (43)	4-0	1,599
2.	Alabama (21)	5-0	1,565
3.	LSU	4-0	1,466
4.	Missouri (1)	4-0	1,453
5.	Texas	4-0	1,362
6.	Penn State	5-0	1,252
7.	Texas Tech	4-0	1,105
8.	Brigham Young	4-0	1,098
9.	USC	2-1	1,087
10.	South Florida	5-0	1,035
11.	Georgia	4-1	1,018
12.	Florida	3-1	914
13.	Auburn	4-1	860
14.	Ohio State	4-1	829
15.	Utah	5-0	713
16.	Kansas	3-1	650
17.	Boise State	3-0	549
18.	Wisconsin	3-1	520
19.	Vanderbilt	4-0	459
20.	Virginia Tech	4-1	290
21.	Oklahoma State	4-0	277
22.	Fresno State	3-1	232
23.	Oregon	4-1	199
24.	Connecticut	5-0	126
25.	Wake Forest	3-1	107

Others Receiving Votes

Maryland 46, **Michigan State 42**, Kentucky 40, Ball State 38, Northwestern 32, Tulsa 32, TCU 30, Illinois 24, **North Carolina 21**, Florida State 14, Ole Miss 13, Georgia Tech 10, California 5, Nebraska 5, Oregon State 3, **Boston College 3**, Colorado 2.

USA TODAY/COACHES (Sept. 28)

Rk	School	Record	Pts
1.	Oklahoma (57)	4-0	1,520
2.	LSU (1)	4-0	1,399
3.	Missouri	4-0	1,398
4.	Alabama (2)	5-0	1,350
5.	Texas (1)	4-0	1,310
6.	Penn State	5-0	1,146
7.	Brigham Young	4-0	1,054
8.	Texas Tech	4-0	1,047
9.	USC	2-1	990
10.	Georgia	4-1	888
10.	South Florida	5-0	888
12.	Ohio State	4-1	854
13.	Florida	3-1	832
14.	Auburn	4-1	776
15.	Utah	5-0	684
16.	Kansas	3-1	555
17.	Wisconsin	3-1	521
18.	Boise State	3-0	446
19.	Vanderbilt	4-0	351
20.	Oregon	4-1	286
21.	Fresno State	3-1	280
22.	Oklahoma State	4-0	229
23.	Connecticut	5-0	180
24.	Virginia Tech	4-1	161
25.	Wake Forest	3-1	148

Others Receiving Votes

Northwestern 98, **Michigan State 88**, Kentucky 86, Ball State 43, Maryland 40, Tulsa 38, Florida State 31, TCU 25, California 20, Georgia Tech 18, Illinois 14, Nebraska 8, Oregon State 6, **North Carolina 5**, Clemson 5, **NOTRE DAME 3**, Cincinnati 2, Duke 1, Ole Miss 1.

2008 opponents in *bold italics*

NOTRE DAME - STANFORD CONNECTIONS

► Stanford head coach Jim Harbaugh played at the University of Michigan (1984-86). He helped the Wolverines to a pair of victories over the Irish (1985, 20-12; 1986, 24-23).

► Stanford special teams/defensive ends coach D.J. Durkin spent two years at Notre Dame (2003-04) as a graduate assistant.

► Longtime NFL assistant and current Stanford co-defensive coordinator Ron Lynn spent three years on the New England Patriots staff from 1997-99 (under current USC head coach Pete Carroll). Notre Dame head coach Charlie Weis spent nine years in New England, over two different stints, but never worked alongside Lynn.

► Eighth-year Irish men's soccer coach Bobby Clark, the 2001 and 2003 BIG EAST Coach of the Year, was the head coach at Stanford for five seasons (1996-2000) before taking over the Notre Dame program in 2001. At Stanford, Clark took the Cardinal to the NCAA championship game in 1998, while making four NCAA appearances. The charismatic and affable Irish leader has guided his teams to seven consecutive NCAA Championship appearances (a program first), a BIG EAST tournament title in 2003 and two BIG EAST regular-season crowns (2004 & 2007). Notre Dame has reached new heights within the program over the past two seasons by reaching the NCAA Tournament quarterfinals for the first time ever in 2006 and a repeat appearance in 2007.

► Notre Dame's roster features 11 players from the state of California. The roster of Stanford does not have a player from the state of Indiana.

► Stanford sophomore TE Konrad Reuland previously played for Notre Dame in 2006-07. He saw action in 10 games, including three in 2007, before transferring to Saddleback College (where he did not play football). Reuland sat out the first four games of the 2008 season to satisfy NCAA transfer rules, but was eligible for game competition last week against Washington.

► A number of players from Stanford and Notre Dame either attended the same high school or hail from the same hometown.

Notre Dame	High School/Hometown	Stanford
Will Yeatman, TE	San Diego, CA	Andy Altman, DT Jason Forcier, QB Andrew Fowler, LS Tyler Mabry, OT Clinton Snyder, LB
Jimmy Clausen, QB	Oaks Christian H.S.	Joe Dembesky, OT Chris Owusu, WR Sean Wiser, FS
Brian Smith, OLB	Overland Park, KS	Derek Hall, DT
Kyle Rudolph, TE	Cincinnati, Ohio	Fred Craig, LB
Kallen Wade, DE	Encino, CA	Sione Fua, DT
Joseph Fauria, TE	Westlake Village, CA	Chris Owusu, WR
Kevin Brooks, LS	Thousand Oaks, CA	Sean Wiser, FS

A WIN THIS WEEK WOULD...

► Make Notre Dame 4-1 for the first time since 2006 and fourth time in the past five years (2004, 2005, 2006, 2008).

► Give the Irish their fifth straight victory inside Notre Dame Stadium.

► Give Notre Dame four straight victories at Notre Dame Stadium to open the season for the first time since 2002.

► Give the Irish a victory over Stanford for the seventh consecutive year and eighth time in the previous nine meetings.

► Improve the all-time record for Notre Dame to 9-2 (.818) against Stanford the week after facing

Head-to-Head Statistical Comparison (2008 Stats)

NOTRE DAME			STANFORD			
#	NCAA	Category		Category	NCAA	#
25.25	70th	Scoring Offense	vs.	Scoring Defense	86th	27.60
334.00	88th	Total Offense	vs.	Total Defense	86th	387.20
108.75	103rd	Rushing Offense	vs.	Rushing Defense	52nd	128.00
225.25	50th	Passing Offense	vs.	Passing Defense	105th	259.20
128.59	54th	Passing Efficiency Off.	vs.	Passing Efficiency Def.	88th	131.90
18.50	34th	Scoring Defense	vs.	Scoring Offense	72nd	25.00
385.25	85th	Total Defense	vs.	Total Offense	105th	311.20
134.00	60th	Rushing Defense	vs.	Rushing Offense	48th	168.40
251.25	101st	Passing Defense	vs.	Passing Offense	105th	142.80
106.35	32nd	Passing Efficiency Def.	vs.	Passing Efficiency Off.	100th	105.11
39.83	11th	Net Punting	vs.	Net Punting	36th	36.87
8.33	71st	Punt Returns	vs.	Punt Returns	25th	15.17
24.00	27th	Kickoff Returns	vs.	Kickoff Returns	63rd	21.56
0.25	49th	Turnover Margin	vs.	Turnover Margin	t-69th	-0.20
0.25	118th	Sacks	vs.	Sacks Allowed	60th	1.60
1.00	22nd	Sacks Allowed	vs.	Sacks	13th	2.80

Purdue.

- ▶ Improve the all-time record for the Irish to 8-2 (.800) against Stanford the week after beating Purdue and 5-2 (.714) in such meetings in Notre Dame Stadium.
- ▶ Improve Notre Dame to 17-3 (.850) under Weis coming off a victory.
- ▶ Improve the Irish to 17-6 (.739) in the all-time series with Stanford.
- ▶ Improve Notre Dame to 10-2 (.833) in the all-time series with the Cardinal in South Bend with all the meetings taking place in Notre Dame Stadium.
- ▶ Give Notre Dame its seventh consecutive victory over Stanford in Notre Dame Stadium.
- ▶ Improve an unranked Irish squad (post 1932) to 4-3 (.571) all-time against Stanford (extending their winning streak to four in such meetings).
- ▶ Improve an unranked Notre Dame squad to 3-0 (1.000) all-time against the Cardinal in Notre Dame Stadium.
- ▶ Improve Notre Dame to 5-2 (.714) all-time against Stanford when both teams are unranked.
- ▶ Improve Notre Dame to 3-0 (1.000) all-time against the Cardinal in Notre Dame Stadium when both teams are unranked.
- ▶ Improve Notre Dame to 79-41-6 (.651) all-time against the Pac-10 Conference.
- ▶ Improve Notre Dame's all-time home record against the Pac-10 to 45-15-1 (.746).
- ▶ Improve Weis' record to 26-16 overall (.619), 4-0 (1.000) against Stanford and 7-3 (.700) against the Pac-10 Conference.
- ▶ Improve Weis' overall home record to 15-9 (.625) and his home record against the Pac-10 Conference to 3-2 (.600).
- ▶ Improve Weis' record to 8-4 (.667) in October games.
- ▶ Improve Weis' record to 19-13 (.594) in afternoon games.
- ▶ Improve Notre Dame's all-time record to 828-279-42 (.739).
- ▶ Improve Notre Dame's all-time record at Notre Dame Stadium to 302-96-5 (.756).

A LOSS THIS WEEK WOULD...

- ▶ Make Notre Dame 3-2 for the first time since 2004.
- ▶ Deny the Irish their fifth straight victory inside Notre Dame Stadium.
- ▶ Deny Notre Dame four straight victories at Notre Dame Stadium to open the season for the first time since 2002.
- ▶ Snap the six-game winning streak for the Irish over Stanford.
- ▶ Drop the all-time record for Notre Dame to 8-3 (.818) against Stanford the week after facing Purdue.
- ▶ Drop the all-time record for the Irish to 7-3 (.700) against Stanford the week after beating Purdue and 4-3 (.571) in such meetings in Notre Dame Stadium.
- ▶ Drop Notre Dame to 16-4 (.800) under Weis coming off a victory.
- ▶ Drop the Irish to 16-7 (.696) in the all-time series with Stanford.
- ▶ Drop Notre Dame to 9-3 (.750) in the all-time series with the Cardinal in South Bend with all the meetings taking place in Notre Dame Stadium.
- ▶ Deny Notre Dame its seventh consecutive victory over Stanford in Notre Dame Stadium.
- ▶ Drop an unranked Irish squad (post 1932) to 3-4 (.429) all-time against Stanford (snapping their winning streak at three in such meetings).
- ▶ Drop an unranked Notre Dame squad to 2-1 (.667) all-time against the Cardinal in Notre Dame Stadium.
- ▶ Drop Notre Dame to 4-3 (.571) all-time against Stanford when both teams are unranked.
- ▶ Drop Notre Dame to 2-1 (.667) all-time against the Cardinal in Notre Dame Stadium when both teams are unranked.
- ▶ Drop Notre Dame to 78-42-6 (.643) all-time against the Pac-10 Conference.
- ▶ Drop Notre Dame's all-time home record against the Pac-10 to 44-16-1 (.730).
- ▶ Drop Weis' record to 25-17 overall (.595), 3-1 (.750) against Stanford and 6-4 (.600) against the Pac-10 Conference.
- ▶ Drop Weis' overall home record to 14-10 (.583) and his home record against the Pac-10 Conference to 2-3 (.400).
- ▶ Drop Weis' record to 7-5 (.583) in October games.
- ▶ Drop Weis' record to 18-14 (.563) in afternoon games.
- ▶ Drop Notre Dame's all-time record to 827-280-42 (.738).
- ▶ Drop Notre Dame's all-time record at Notre Dame Stadium to 301-97-5 (.753).

Starter Sheet			
Offense	2008	Streak	Career
Young (RT)	4	29	29
Grimes (WR)	2	1	18
Turkovich (LT)	4	16	16
Clausen (QB)	4	7	13
Duncan (LT)	-	-	12
Schwapp (FB)	-	-	10
Olsen (LG)	4	10	10
Wenger (C)	4	6	9
Kamara (WR)	3	-	8
West (WR)	-	-	7
Yeatman (TE)	3	-	6
Allen (HB)	2	1	6
Aldridge (HB)	-	-	5
Parris (WR)	-	-	4
Rudolph (TE)	4	4	4
Stewart (RG)	4	4	4
Hughes (HB)	2	-	3
Floyd (WR)	3	3	3
Tate (WR)	1	1	3
Sharpley (QB)	-	-	2

Defense	2008	Streak	Career
Crum (ILB)	4	41	41
Lambert (CB)	4	26	26
Bruton (FS)	4	7	15
Kuntz (DE)	4	4	14
Ryan (OLB)	4	4	14
Brown, J. (DE)	3	-	8
Neal (OLB)	3	1	8
Smith, B. (ILB)	4	7	7
McNeil (CB)	4	4	5
McCarthy (FS)	4	4	5
Williams (NT)	1	-	3
Brown, S. (S)	3	1	3
Smith, T. (ILB)	-	-	2
Herring (SS)	-	-	1
Smith, H. (S)	1	1	1
Johnson (DE)	1	1	1

Longest Active Streaks	
Crum (LB)	41
Young (RT)	29
Lambert (CB)	26
Turkovich (LT)	16
Olsen (LG)	10

Most Career Starts (Active)	
Crum (LB)	41
Young (RT)	29
Lambert (CB)	26
Grimes (WR)	18
Turkovich (LT)	16
Bruton (FS)	15
Kuntz (DE)	14
Ryan (OLB)	14
Clausen (QB)	13
Duncan (LT)	12

Career Starts By Position

—OFFENSE—										
WR	LT	LG	C	RG	RT	TE	WR	QB	FB	HB
Grimes (18)	Duncan (2)	Turkovich (12)	Wenger (6)	Olsen (6)	Young (19)	Yeatman (6)	West (7)	Clausen (13)	Schwapp (10)	Aldridge (5)
Tate (3)	Young (10)	Olsen (4)		Wenger (3)	Duncan (10)	Rudolph (4)	Parris (4)	Sharpley (2)		Allen (6)
Floyd (3)	Turkovich (4)			Stewart (4)			Kamara (8)			Hughes (3)
—DEFENSE—										
DE	NT/DT	DE	OLB	ILB	ILB	OLB	CB	SS	FS	CB
Brown, J. (9)	Kuntz (14)	Ryan (5)	Ryan (10)	Crum (41)	Smith, T. (2)	Smith, B. (6)	McNeil (5)	Herring (1)	Bruton (15)	Lambert (26)
	Williams (3)	Johnson (1)	Neal (8)	Smith, B. (1)				McCarthy (4)	McCarthy (1)	
								Smith, H. (1)	Brown, S. (3)	

Scoring Summary

Score by Quarters	1	2	3	4	Score	
Notre Dame	7	7	0	7	-	21 Record: (3-9)
Stanford	7	7	0	0	-	14 Record: (3-8)

First Quarter

4:57 ND Clausen 2 yd run (Walker, B. kick), 2-14 0:12
 1:36 STANKimble 1 yd run (Belch kick), 8-69 3:14

Second Quarter

2:54 STANKimble 11 yd run (Belch kick), 7-49 3:12
 0:48 ND Thomas 1 yd run (Walker, B. kick), 7-75 2:01

Fourth Quarter

6:06 ND Hughes 6 yd run (Walker, B. kick), 6-68 1:55

	ND	STAN
FIRST DOWNS	19	18
RUSHES-YARDS (NET)	38-117	44-175
PASSING YDS (NET)	196	152
Passes Att-Comp-Int	32-19-1	33-15-2
TOTAL OFFENSE PLAYS-YARDS	70-313	77-327
Fumble Returns-Yards	0-0	0-0
Punt Returns-Yards	4-64	3-16
Kickoff Returns-Yards	3-46	4-110
Interception Returns-Yards	2-46	1-5
Punts (Number-Avg)	5-38.4	6-42.8
Fumbles-Lost	3-3	0-0
Penalties-Yards	4-46	8-81
Possession Time	25:45	34:15
Third-Down Conversions	4 of 13	6 of 17
Fourth-Down Conversions	0 of 1	0 of 1
Red-Zone Scores-Chances	3-5	2-4
Sacks By: Number-Yards	5-23	5-37

RUSHING: Notre Dame-Hughes 18-136; Allen 6-4; Schwapp 3-3; Thomas 1-1; TEAM 2-minus 5; Clausen 8-minus 22. Stanford-Kimble 20-80; Stewart 13-54; Pritchard 9-35; Gatewood 1-9; Ostrander 1-minus 3.

PASSING: Notre Dame-Clausen 19-32-1-196. Stanford-Pritchard 10-24-2-102; Ostrander 5-9-0-50.

RECEIVING: Notre Dame-Kamara 6-93; Jabbie 3-35; Carlson 3-29; Grimes 2-10; Hughes 2-4; West 1-11; Allen 1-9; Tate 1-5. Stanford-Bradford 7-111; Moore 1-8; Marecic 1-7; Gunder 1-7; Ladner 1-5; Sherman 1-5; Gatewood 1-5; Kimble 1-3; Stewart 1-1.

INTERCEPTIONS: Notre Dame-Zbikowski 1-43; Bruton 1-3. Stanford-Awofadeju 1-5.

FUMBLES: Notre Dame-Hughes 1-1; Schwapp 1-1; Clausen 1-1. Stanford-None.

SACKS (UA-A): Notre Dame-Laws 1-0; Smith 0-1; McNeil 1-0; Neal 1-0; Brown 0-1; Brockington 1-0. Stanford-Egboh 2-0; Bulcke 1-0; Amajoyi 1-0; Snyder 1-0.

TACKLES (UA-A): Notre Dame-Bruton 8-1; Zbikowski 6-3; Brockington 5-4; Laws 6-2; Stephenson 3-3; Williams 3-3; Crum 2-4; Walls 3-1; Smith, B. 0-4; Lambert 3-0; Neal 1-2; Ryan 0-3; Brown, J. 0-3; Anello 2-0; Carlson 1-1; Ragone 0-2; McNeil 1-0; Smith, T. 1-0; Wooden 0-1; Quinn 0-1. Stanford-McNally 7-1; Sanchez 6-0; Evans 4-2; Snyder 4-1; Amajoyi 4-0; Lorig 3-1; Egboh 2-2; Maynor 3-0; Yancy 3-0; Bulcke 2-1; Udofia 2-1; Sims 2-0; Skaufel 1-0; Horn 1-0; Gunder 1-0; Awofadeju 1-0; Griffin 0-1; Ladner 0-1; Chase 0-1.

**The Last Meeting
 Notre Dame 21 Stanford 14
 Nov. 24, 2007**

STANFORD, Calif. (AP) -- Robert Hughes helped Notre Dame put a positive finish on the 2007 season for the Irish.

Hughes ran for 136 yards and the go-ahead 6-yard touchdown with 6:06 remaining to help the Fighting Irish (3-9) end the season with consecutive wins for the first time in 15 years by beating Stanford 21-14 Saturday.

This was a mistake-filled game by all parties involved, with six turnovers, five missed field goals, four plays overturned by instant replay and a number of personal foul penalties.

After Derek Belch missed his fourth field goal of the game for Stanford (3-8), a 49-yarder following an interception by Jimmy Clausen, Notre Dame drove for the winning score. Hughes broke off a 44-yard run down to the Cardinal 8 and scored to plays later to make it 21-14.

Doug Baldwin returned the ensuing kickoff 42 yards to the Stanford 48. T.C. Ostrander, who replaced an injured Tavita Pritchard earlier in the half, drove the Cardinal down to the 7. Evan Moore could not hold onto a pass in the end zone on third down and Ostrander couldn't connect with Richard Sherman on fourth down in the final minute to end Stanford's comeback attempt.

Both teams missed chances to break the tie earlier in the second half. Tom Zbikowski set up the Irish early in the third quarter with a 60-yard punt return to the 31. Notre Dame lost 16 yards on three plays, but kept the ball when Kelton Lynn was called for roughing the punter. Three plays later, Brandon Walker's 44-yard field goal attempt went wide right.

Later in the third quarter, the Cardinal appeared to turn the ball over when Terrail Lambert drilled Pritchard in the helmet, causing a fumble. After a replay review, Pritchard was ruled down before the fumble and T.C. Ostrander drove the Cardinal down for the go-ahead score but Belch was wide right on a 30-yard field goal attempt. Belch's miss later in the quarter was eighth in his last 10 attempts.

The overturned fumble was one of three replay reviews to go against the Irish. One erased a 29-yard diving touchdown catch by David Grimes in the third quarter and the other gave Anthony Kimble a 1-yard touchdown after he appeared to be stopped short of the goal line on a second-down carry in the first quarter.

Stanford had an interception by Nick Sanchez overturned by a replay review in the second quarter.

Notre Dame lost three fumbles, and was stopped on a fourth-and-1 from its own 36 in the first 19 minutes of the game but was tied at 14 at the half because the Cardinal had nearly as many miscues.

Belch missed a pair of long field goals and Pritchard threw an interception deep in Cardinal territory to set up Notre Dame's first touchdown, a 2-yard sneak by Clausen. Stanford also allowed a 44-yard screen pass to Junior Jabbie on a third-and-20 to set up Travis Thomas' 1-yard run that tied the game at 14 with 48 seconds left in the half.

Notre Dame almost added another score on what would have been a spectacular finish to the half. David Bruton intercepted Pritchard's last-play heave at the 3 and began a multi-lateral return to the end zone that was called back on a personal foul on Trevor Laws.

Zbikowski ran the final 30 yards after a lateral from Darrin Walls and the only thing missing was the band on the field as it was 25 years ago when California shocked Stanford with The Play.

In between Notre Dame's two scores, Kimble ran for a pair of touchdowns for Stanford from 1 and 11 yards out.

**The Last Meeting in Notre Dame
No. 12 Notre Dame 31, Stanford 10
Oct. 7, 2006**

NOTRE DAME, Ind. (AP) -- Not quite a blowout, though far from a scare, No. 12 Notre Dame had a comfortable day against winless Stanford.

Brady Quinn threw for three touchdowns, Darius Walker ran for a season-high 153 yards and a touchdown and the Notre Dame defense played its best game of the season in a 31-10 win over the Cardinal on Saturday.

"I'm content with this game," Irish coach Charlie Weis said. "First of all, the defense goes out there and gives them a long drive and basically shuts them down the rest of the day. That's a good thing. The offense I thought was fairly meticulous. It's not about scoring 50 points; it's about how you feel about how you're playing."

Weis, who threatened the Irish with a long, hard bye week if they didn't play well against Stanford - which nearly upset the Irish last season - was pleased that Quinn was 27 of 37 passing for 232 yards, that the Irish rushed for 204 yards, converted on 7 of 13 third downs and didn't have a turnover.

"You can sign me up for that most weeks," he said.

Despite being held to 226 yards total offense and the Cardinal being held to a field goal on first-and-goal from the 4 early in the game, Stanford coach Walt Harris found reason for hope.

"We have a lot of work to do, but we made some improvements, I thought, offensively at times," Harris said. "Defensively, I think it still continues to get a little better. Special teams was better."

The Irish, who won their first eight games in 2002, are off to their second best start since also starting the 1998 season 5-1. Stanford (0-6) is off to its worst start since losing its first six games in 1983 en route to a 1-10 season.

"It's extremely frustrating," Stanford quarterback Trent Edwards said.

Quinn completed TD passes to Jeff Samardzija, Rhema McKnight and John Carlson. It was the fourth time this season Quinn has thrown at least three TD passes and the 12th time in his career.

"There aren't that many quarterbacks that can play the game the way he plays the game," Weis said.

It was the second straight 100-yard game for Walker and his second best game rushing. Walker, who also had six catches for 45 yards, rushed for 186 yards on 35 carries against Stanford last season. The Irish finished with a season-high 204 yards rushing against the Cardinal defense, which entered the game last in the nation in rushing defense at 282.8 yards a game.

The Irish defense, which entered the game ranked 92nd in the nation, held Stanford to a field goal through three quarters before finally getting beat on a 57-yard halfback pass from Anthony Kimble to Kelton Lynn 33 seconds into the fourth quarter - the longest play of the season for the Cardinal.

But the Irish defense played solidly, holding the Cardinal to 72 yards rushing and 226 yards total offense - the fewest yards allowed by the Irish this season. They held the Cardinal to three-and-out on three straight possessions in the first half and sacked Trent Edwards five times - three by defensive end Victor Abiamiri, who had four sacks against the Cardinal last season.

"He turns into a pass rushing demon when we go against them," Weis said.

The Irish, who needed a last-minute touchdown a year ago to beat Stanford, took control late in the second quarter. They drove 68 yards in 2:26 to go ahead 14-3 on a 15-yard pass from Quinn to McKnight with 29 seconds left in the first half. Quinn was 5-of-6 passing on the drive for 32 yards, completing a 15-yard TD pass to McKnight. McKnight caught the ball at the 7, cut inside cornerback Brandon Harrison and ran untouched to the end zone. It was his fifth straight game with a touchdown.

The Irish then went ahead 21-3 by scoring on their first possession of the second half. Walker scored on a 32-yard run, his longest run of the season. Walker accounted for 65 yards on the 76-yard drive, with a 14-yard catch on a swing pass and 51 yards on three runs.

The Irish added a 35-yard field goal by Carl Gioia and a one-handed TD catch by Carlson.

"That was phenomenal," Weis said. "I thought the ball was overthrown, to tell you the truth. Of course when he came to the sidelines I said, 'Two hands, please.'"

It was one of the few complaints Weis had, aside from Stanford's long touchdown. But the Irish know they played well enough to keep Weis happy.

"It really feels good winning a game and then having a bye week," Walker said. "We've got two weeks before we play again, so it's going to be nice next week."

**Scoring
Summary**

	1	2	3	4	F	
Stanford	3	0	0	7	-	10 Record: (0-6)
Notre Dame	7	7	10	7	-	31 Record: (5-1)

First Quarter

7:50 ND Samardzija 8 yd pass from Quinn (Gioia kick), 17-91 7:10
1:15 STANZagory 19 yd field goal, 14-71 6:35

Second Quarter

0:29 ND McKnight 15 yd pass from Quinn (Gioia kick), 9-68 2:26

Third Quarter

9:25 ND Walker 32 yd run (Gioia kick), 6-76 2:32
1:02 ND Gioia 35 yd field goal, 10-46 4:30

Fourth Quarter

14:27 STANLynn 57 yd pass from Kimble (Zagory kick), 4-80 1:35
9:12 ND Carlson 1 yd pass from Quinn (Gioia kick), 12-77 5:15

Team Statistics

	STAN	ND
FIRST DOWNS	14	29
RUSHES-YARDS (NET)	31-72	39-204
PASSING YDS (NET)	154	232
Passes Att-Comp-Int	18-10-1	38-27-0
TOTAL OFFENSE PLAYS-YARDS	49-226	77-436
Fumble Returns-Yards	0-0	0-0
Punt Returns-Yards	1-3	1-2
Kickoff Returns-Yards	4-64	3-40
Interception Returns-Yards	0-0	1-0
Punts (Number-Avg)	5-34.2	3-39.0
Fumbles-Lost	0-0	0-0
Penalties-Yards	7-47	4-37
Possession Time	25:20	34:40
Third-Down Conversions	1 of 8	7 of 13
Fourth-Down Conversions	0 of 1	0 of 1
Red-Zone Scores-Chances	1-1	4-4
Sacks By: Number-Yards	1-7	5-36

RUSHING: Stanford-Kimble 15-63; Gerhart 6-28; Ostrander 1-11; Nnoli 1-1; Jones 1-minus 1; Edwards 7-minus 30. Notre Dame-Walker 25-153; Aldridge 4-25; Prince 6-17; Quinn 4-9.

PASSING: Stanford-Edwards 7-13-0-68; Ostrander 2-4-1-29; Kimble 1-1-0-57. Notre Dame-Quinn 27-37-0-232; Samardzija 0-1-0-0.

RECEIVING: Stanford-Lynn 4-86; Yancy 3-30; Dray 2-19; Kimble 1-19. Notre Dame-Samardzija 7-50; Walker 6-45; Carlson 6-38; McKnight 5-62; Freeman 1-25; Grimes 1-7; McConnell 1-5.

INTERCEPTIONS: Stanford-None. Notre Dame-Crum 1-0.

FUMBLES: Stanford-None. Notre Dame-None.

SACKS (UA-A): Stanford-Lofton 1-0. Notre Dame-Abiamiri 3-0; Landri 1-1; Laws 0-1.

TACKLES (UA-A): Stanford-Okwo 7-5; Lofton 6-5; Snyder 7-3; Sims 6-1; Hooper 2-5; Osaisai 3-2; Udofia 2-3; Harrison 4-0; Sanchez 2-1; Egbob 2-1; Fua 0-3; Powers 0-3; McAndrew 1-1; Lorig 0-2; Horn 0-2; Silva, 1-0; Maynor 0-1; Rydstedt 0-1; Newhouse 0-1. Notre Dame-Herring 5-4; Laws 4-4; Crum 3-4; Ndukwe 3-3; Abiamiri 4-1; Brockington 1-4; Landri 1-4; Richardson 3-1; Bruton 1-2; Brown, S. 1-1; Frome 0-2; Talley 0-2; Carlson 1-0; Vernaglia 1-0; Smith, T. 0-1; Leitko 0-1.

**Notre Dame Head Coach
Charlie Weis**



PERSONAL INFORMATION

BIRTHDAY: March 30, 1956
FAMILY: Wife, Maurca; Son, Charlie, Jr. (15) and Daughter, Hannah (13)
HIGH SCHOOL: Middlesex High School, Middlesex, N.J.
EDUCATION: Bachelor's Degree in speech and drama, Notre Dame, 1978; Master's Degree in education, South Carolina, 1989

COACHING EXPERIENCE

Year	School/Team	Assignment
1979	Boonton (N.J.) High School	Assistant Coach
1980	Morristown (N.J.) High School	Assistant Coach
1981	Morristown (N.J.) High School	Assistant Coach
1982	Morristown (N.J.) High School	Assistant Coach
1983	Morristown (N.J.) High School	Assistant Coach
1984	Morristown (N.J.) High School	Assistant Coach
1985	South Carolina	Graduate Assistant Coach/Defensive Backs
1986	South Carolina	Graduate Assistant Coach/Linebackers
1987	South Carolina+	Volunteer Coach/Defensive Ends
1988	South Carolina@	Assistant Recruiting Coordinator
1989	Franklin Township (N.J.) High School	Head Coach
1990	New York Giants*	Defensive Assistant/Asst. Special Teams
1991	New York Giants	Running Backs
1992	New York Giants	Running Backs
1993	New England Patriots	Tight Ends
1994	New England Patriots	Tight Ends
1995	New England Patriots	Running Backs
1996	New England Patriots#	Wide Receivers
1997	New York Jets	Wide Receivers
1998	New York Jets^	Offensive Coordinator/Wide Receivers
1999	New York Jets	Offensive Coordinator/Wide Receivers
2000	New England Patriots	Offensive Coordinator/Running Backs
2001	New England Patriots*	Offensive Coordinator/Quarterbacks/RBs
2002	New England Patriots	Offensive Coordinator/Quarterbacks
2003	New England Patriots*	Offensive Coordinator
2004	New England Patriots*	Offensive Coordinator
2005	University of Notre Dame%	Head Coach
2006	University of Notre Dame\$	Head Coach
2007	University of Notre Dame	Head Coach
2008	University of Notre Dame	Head Coach

Notre Dame Total (4 seasons)25-16 (.610)

- + Gator Bowl
- * Super Bowl champion
- ^ AFC Title game
- \$ Sugar Bowl
- @ Liberty Bowl
- # Super Bowl appearance
- % Fiesta Bowl

**Return To Sender
(since 1999)**

The return game has been a source of strength for Notre Dame in recent years. The Irish have logged 38 returns (punts, kickoffs, fumbles, interceptions) for touchdowns during the past nine seasons (2000-present), a figure that ranks tied for seventh in the country during that stretch. Here's a look at the national leaders in TD returns since 2000:

School	2000	2001	2002	2003	2004	2005	2006	2007	2008	Bowls	Total
1. Virginia Tech	6	7	7	10	6	6	5	8	2	3	60
2. Miami, Fla.	13	11	5	9	8	3	1	1	2	3	56
3. Texas	6	6	7	9	2	7	8	5	2	3	55
4. Kansas State	5	2	12	6	4	5	8	7	2	1	52
5. Oklahoma	7	6	8	9	3	3	4	7	0	2	49
6. Fresno State	5	3	5	4	6	6	4	5	2	2	42
7. NC State	2	4	9	10	5	2	4	3	1	1	41
8. Notre Dame	6	4	9	3	3	5	4	3	2	0	39
9. Colorado	4	7	7	1	6	3	1	3	2	4	38
9. Ohio State	7	3	3	4	6	6	3	3	1	2	38

NOTRE DAME HEAD COACH CHARLIE WEIS:

A record combined win total for the first two seasons of any Notre Dame head football coach, consecutive Bowl Championship Series appearances for the first time in Irish history, and the two most accomplished passing seasons in Notre Dame football annals - those are the most notable by-products of the first three seasons of the Charlie Weis era in South Bend.

Weis, a 1978 Notre Dame graduate and owner of four Super Bowl-champion rings as products of a stellar 15-season career as a National Football League assistant coach, wasted no time putting his signature stamp on his alma mater's program in his first two years as Irish head coach in 2005 and 2006.

Weis and his Irish followed up a 9-3 record in '05 and BCS appearance in the Tostitos Fiesta Bowl with a 10-3 overall mark in '06 and a second consecutive BCS invitation, this time to the Allstate Sugar Bowl. Those 19 combined wins (including eight straight in the middle of the '06 regular season) qualified as most in a two-year period by the Irish since they collected 21 in 1992-93. It was also the first time Notre Dame played in BCS games in successive years and the most prominent two-season bowl qualification since the Irish played in the Fiesta and Orange Bowls after the 1994 and '95 campaigns. The only schools to play in BCS games after both the '05 and '06 seasons were Notre Dame, Ohio State and USC.

Notre Dame's 10 regular-season wins in '06 marked the ninth time that figure had been achieved in Irish history. Weis' 19 combined wins in his first two seasons were the most by a ND head coach in his first two years (the previous high was 17 by both Terry Brennan in 1954-55 and Dan Devine in 1975-76). For the second straight year in '06 Weis was one of three finalists for the George Munger Award presented by the Maxwell Football Club (of Philadelphia) to the college coach of the year.

The architect in '05 and '06 of the two most prolific passing seasons in Irish football history, Weis effectively transformed the ND offense into one of the most productive in the nation, as the Irish scored more points in '05 (440) than in any previous season in school history - and also qualified as the most improved offensive attack in the nation, jumping its total offense production (477.33 yards per game) a national-best 131.8 yards per game better than in '04. The Irish followed that up with another strong passing attack in '06, with Notre Dame's average of 264.1 passing yards per contest ranking 13th nationally and second all-time in the Notre Dame record book (behind only the 330.3 mark from '05). The Irish protected the football nearly as well as any team in the country in '06, with their 14 overall turnovers in 13 games ranking tied for fourth of the 119 NCAA I-A teams.

On a combined basis in 2005 and '06 under Weis, Notre Dame led the nation in interception avoidance with only 1.6 percent of Irish passes picked off over those two years. The Irish, thanks in large part to the play of quarterback Brady Quinn, finished third in TD passes with 69 and sixth in passing yards per game (295.8) and passing rating (151.7). In '05 and '06 combined, compared to the previous two seasons, the Irish improved their points per game by 11.5, and their total yards per game by 90.9.

IRISH TEAM NOTES

HOW DO THEY STACK UP?

Average weight of the offensive and defensive lines:
 ND OL 6' 5 1/5" 315.4 lbs. vs. STAN DL 6' 3 1/4" 290.0 lbs.
 ND DL 6' 2 1/3" 282.7 lbs. vs. STAN OL 6' 4 4/5" 294.8 lbs.

Average height of the receivers and the secondaries:
 ND WR/TE 6' 3" 216.0 lbs. vs. STAN DB 6' 0 1/4" 194.3 lbs.
 ND DB 6' 0 1/2" 200.0 lbs. vs. STAN WR/TE 6' 2" 211.7 lbs.

OPENERS AN INDICATOR?

Notre Dame is now 100-15-5 in season openers, but have they been foretelling of the season ahead? Take a look:

- ▶ The 99 previous seasons Notre Dame has won its opener, the Irish went on to post winning records 91 times (91.9%), with four losing seasons and four .500 records.
- ▶ The 15 seasons Notre Dame lost its opener, the Irish posted winning records six times and a losing mark eight times (with one .500 season).
- ▶ The five seasons Notre Dame registered a tie in its opener, the Irish had four winning records and one losing record.

FROM ACROSS THE COUNTRY

▶ Notre Dame has historically recruited from all across the country and 2008 is no different. A total of 29 different states are represented on the Irish roster. Among Football Bowl Subdivision (formerly Division IA), only Army has more states represented on its 2008 roster.

Most States Represented

Army – 35, plus American Samoa	Stanford – 24, plus two foreign countries
Notre Dame – 29	Northwestern – 23
Navy – 27	Michigan – 21, plus Canada
Nebraska – 25	West Virginia – 21
Air Force – 25	Colorado – 20

2008 Irish Among National Leaders				
Category	Rank	Stat	National Leader	Stat
Rushing Offense	103	108.75	Oklahoma St.	340.25
Passing Offense	50	225.25	Texas Tech	426.25
Total Offense	88	334.00	Tulsa	600.75
Scoring Offense	70	25.25	Tulsa	54.75
Rushing Defense	60	134.00	TCU	29.40
Pass Efficiency Defense	32	106.35	Boston College	81.12
Total Defense	85	385.25	South Carolina	221.40
Scoring Defense	34	18.50	Kentucky	5.50
Net Punting	11	39.83	Cincinnati	43.69
Punt Returns	71	8.33	Oklahoma St.	24.00
Kickoff Returns	27	24.00	Kentucky	38.50
Turnover Margin	49	.25	Vanderbilt	2.25
Pass Defense	101	251.25	Arizona	103.25
Passing Efficiency	54	128.59	Tulsa	220.55
Sacks	118	.25	Texas	4.00
Tackles For Loss	T-109	4.00	Oklahoma	9.25
Sacks Allowed	22	1.00	Air Force	.00
Passing Efficiency				
Jimmy Clausen	59th	128.54	Jimmy Clausen	50th 220.75
Receptions Per Game				
Golden Tate	t-70th	5.00	Golden Tate	23rd 91.75
Interceptions				
Gary Gray	t-93rd	0.33	Eric Maust	33rd 42.17
Robert Blanton	t-93rd	0.33		
Punt Returns				
Armando Allen	46th	9.43	Armando Allen	37th 24.83
Kickoff Returns				
All-Purpose Yards				
Armando Allen	t-21st	154.00	Kyle McCarthy	t-27th 9.50
Golden Tate	67th	119.25	David Bruton	t-37th 9.00

Milestone Games In 2008

100-Yards Rushing	
*Armando Allen	134 (Purdue)
100-Yards Receiving	
*Golden Tate	127 (Michigan)
*Michael Floyd	100 (Purdue)
200-Yards Passing	
*Jimmy Clausen	275 (Purdue)
Jimmy Clausen	242 (MSU)
Jimmy Clausen	237 (SDSU)
Multiple Touchdowns	
*Jimmy Clausen vs. SDSU	3 (passing)
*Jimmy Clausen vs. Purdue	3 (passing)
Jimmy Clausen vs. Michigan	2 (passing)
*Robert Hughes vs. Michigan	2 (rushing)

Ten-Tackles (or more)	
*15, David Bruton vs. Michigan	
*14, Kyle McCarthy vs. SDSU	
10, Kyle McCarthy vs. Michigan	
*10, Brian Smith at Michigan State	
10, David Bruton at Michigan State	

* - individual career highs (or tying)

Conference Call

▶ This season, Notre Dame faces teams from five different conferences. Here's a look at the conference breakdown for the 12 Irish opponents in 2008:

- Big Ten (3):** Michigan, Michigan State, Purdue
- Pac-10 (3):** Stanford, USC, Washington
- BIG EAST (2):** Syracuse, Pittsburgh
- Mountain West (1):** San Diego State
- ACC (2):** Boston College, North Carolina
- Independent (1):** Navy

▶ Notre Dame has had great overall success against the major conferences in the country, including the Big Ten, of which Michigan is a member:

Conference	Winning %
Western Athletic	1.000
Conference USA	.885
Mountain West	.778
BIG EAST	.734
Atlantic Coast	.717
Big 12	.667
Big Ten	.654
Pac-10	.648
SEC	.618

**2008 Notre Dame Football
Media Information**

Interview requests and media access for the 2008 Notre Dame football team are administered by lead football contact Brian Hardin and assistant football contact Michael Bertsch.

CONTACT INFORMATION

Brian Hardinbhardin2@nd.edu Michael Bertschmbertscl@nd.edu
Office: (574) 631-9471 Office: (574) 631-8642
Cell: (574) 532-4134 Cell: (574) 532-4154

NOTRE DAME FOOTBALL WEEKLY MEDIA INFORMATION

Charlie Weis Teleconferences: Coach Weis will be available for two teleconferences each week of the season. (Media looking for the teleconference number should contact Brian Hardin)

SUNDAY - 4:00-4:30 p.m. ET

- ▶ Guglielmino Athletics Complex auditorium
- ▶ This teleconference will function as a look back at the previous Saturday's game.

TUESDAY - 12:00 noon-12:45 p.m. ET

- ▶ Guglielmino Athletics Complex auditorium
- ▶ This teleconference will function as a look ahead at the upcoming weekend's opponent and other football-related issues.
- ▶ Satellite coordinates: Galaxy 28C, Transponder 12, Downlink Freq: 3940.000 MHz – Horizontal (Available from 11:45 a.m. to 12:45 p.m. ET)

THURSDAY - 6:45 p.m. ET

- ▶ Guglielmino Athletics Complex auditorium

For accredited members of the media who want to attend the weekly press conference, contact Brian Hardin or Michael Bertsch for more information. The Guglielmino Athletics Complex is located on the east side of campus, behind the Joyce Center and the Rolfs Recreation Center and just north of LaBarr Practice Fields.

The Guglielmino Athletics Complex auditorium can be accessed through "The Gug's" main entrance, which is located on the west side of the building (facing the Rolfs Recreation Center and main campus).

Both teleconferences will be broadcast live (audio & video) and archived for future use on www.und.com each week. A full transcript from each teleconference will be posted as well on the website as soon as possible.

Notre Dame Captains Teleconferences: The three Irish captains and sophomore starting QB Jimmy Clausen will be available over two teleconferences each week of the season.

WEDNESDAY - 1:30 p.m. ET

- ▶ Jimmy Clausen, David Grimes

THURSDAY - 1:30 p.m. ET

- ▶ David Bruton, Maurice Crum

PLAYER/ASSISTANT COACH POST-PRACTICE INTERVIEWS

Notre Dame player interviews are available on a rotating schedule during the week.

Tuesday: Available by request-Offensive players (not including Grimes, Clausen), Offensive Coaches; **Wednesday:** Available by request-Defensive players (not including Bruton, Crum Jr.), Defensive Coaches; **Thursday:** Available by request-Special Teams players, Brian Polian. Coach Weis will also address the media following Thursday's practice.

There is no availability for players or coaches on Monday and Friday of each game week.

NOTE - All requests for player and coordinator interviews should be sent to Brian Hardin. A detailed description of the subject matter for the interview needs to be included. Requests are due at 10:00 a.m. each day of practice. Freshmen are not available with the exception of the bye week.

PRACTICE ACCESS & POST-PRACTICE INTERVIEW LOCATION

The first 20 minutes of each practice (during the season) on Tuesday, Wednesday and Thursday are open to the media for viewing. This is generally from 5:10-5:30 p.m. ET.

Post-practice interviews will take place in the Guglielmino Athletics Complex auditorium.

OFFICIAL NOTRE DAME FOOTBALL RADIO SHOW

The weekly show will be held at Villa Maeri in Mishawaka. The show will air live on NewsTalk 960 WSBT-AM Mondays from 7:00 - 8:00 p.m. Jack Nolan will host the show along with former Irish All-American Reggie Brooks. Air dates: Sept. 2 (Tuesday), 8, 15, 22, 29; Oct. 6, 20, 27; Nov. 3, 10, 17, 24. The show is a cooperative venture between Notre Dame Sports Properties, the Notre Dame athletic department and WSBT. The show can also be heard on www.und.com.

INSIDE NOTRE DAME FOOTBALL WITH CHARLIE WEIS (TELEVISION SHOW)

Taped on Sunday nights, Inside Notre Dame Football will feature a recap of the week's contest, Notre Dame player features and more. The show can be seen locally Sunday evenings on WNDU-TV following the late local news. It will also re-air on WNDU-TV the following Saturday morning at 6:30 a.m. as well as 90 minutes prior to kickoff of Notre Dame home games. All shows can also be viewed on www.und.com beginning on Monday of each week.

All Times Eastern

COACHING IN THE CLUTCH

Knute Rockne owns the best career winning percentage among Notre Dame coaches in games decided by seven or fewer points, at 21-1-5 (.870). Among Irish coaches with 14-plus "close games", the other top winning percentages in tight games belong to Elmer Layden (22-7-3, .734), Frank Leahy (17-5-8, .700), Tyrone Willingham (10-5, .667), Ara Parseghian (13-6-4, .652), Dan Devine (15-9-1, .620), Bob Davie (14-12, .611) and Lou Holtz (20-18-2, .525). Current head coach **Charlie Weis** owns a .667 winning percentage in such games (6-3).

NOT SO MANY NEW FACES

▶ Notre Dame had 28 different players (13 on defense, 15 on offense) register their first career start in 2007 (a total of 16 players made their first career starts the two previous seasons combined). The Irish have had just six players (RG Chris Stewart, FS Sergio Brown, FS Harrison Smith, TE Kyle Rudolph, WR Michael Floyd) make their first start in 2008.

▶ Notre Dame started eight true freshmen in 2007, including HB Robert Hughes, QB Jimmy Clausen, HB Armando Allen, WR Golden Tate, WR Duval Kamara, OLB Kerry Neal, OLB Brian Smith and NT Ian Williams. In comparison, the Irish have started three freshmen in 2008 (DE Ethan Johnson, TE Kyle Rudolph and WR Michael Floyd).

WHAT A DIFFERENCE A YEAR MAKES

▶ Notre Dame lost both meetings with Big Ten rivals Michigan and Purdue in 2007. The Irish were outscored 71-19 in those games, including a 38-0 shutout at the hands of the Wolverines.

▶ Notre Dame upended both Michigan and the Boilermakers this season. They outscored the two longtime rivals, 73-38, in the meetings.

▶ The 35-17 rebound victory over the Wolverines is the fifth-greatest turnaround from one season to the next against the same opponent.

Georgia Tech

1976	L, 14-23	
1977	W, 69-14	64 point difference

Purdue

1969	L, 14-28	
1970	W, 48-0	62 point difference

Purdue

1985	L, 17-35	
1986	W, 42-9	60 point difference

Navy

1963	L, 14-35	
1964	W, 40-0	61 point difference

Michigan

2007	L, 0-38	
2008	W, 35-17	56 point difference

2008 NOTRE DAME OPPONENT UPDATE

Below is a look at Notre Dame opponents' results from last week. Since 1977, when the NCAA started rating strength of schedule, Notre Dame's schedule has been rated the most difficult five times in the last 30 years (1978, 1985, 1987, 1989 and 1995).

Opponent	'08 Record	Sept. 27
San Diego State	1-3	W, 45-17 (Idaho)
Michigan	2-2	W, 27-25 (#9 Wisconsin)
Michigan State	4-1	W, 42-29 (at Indiana)
Purdue	2-2	L, 21-38 (at Notre Dame)
Stanford	3-2	W, 35-28 (at Washington)
North Carolina	3-1	W, 28-24 (at Miami)
Washington	0-4	L, 28-35 (Stanford)
Pittsburgh	3-1	W, 34-24 (at Syracuse)
Boston College	3-1	W, 42-0 (Rhode Island)
Navy	3-2	W, 24-17 (at #16 Wake Forest)
Syracuse	1-4	L, 24-34 (Pittsburgh)
USC	2-1	L, 21-27 (at Oregon State)

LEADERSHIP COMMITTEE '08

Every spring after spring drills, the Irish coaching staff votes on the Leadership Committee, which head coach **Charlie Weis** brought to Notre Dame in 2004. The Leadership Committee consists of players who serve in an advisory role.

Player, Pos.	Cl.	Hometown
David Grimes, WR	Sr.	Detroit, Mich.
David Bruton, FS	Sr.	Miamisburg, Ohio
Maurice Crum, Jr., LB	Sr.	Tampa, Fla.
Asaph Schwapp, FB	Sr.	Hartford, Conn.
Jimmy Clausen, QB	So.	Westlake Village, Calif.
Sam Young, OT	Jr.	Coral Springs, Fla.
Terrail Lambert, DB	Sr.	Bakersfield, Calif.
Pat Kuntz, DT	Sr.	Indianapolis, Ind.
Scott Smith, LB	Sr.	Highland Park, Ill.

IN FRONT OF A FULL HOUSE

Notre Dame has played in front of sellout crowds in 205 of its previous 236 games, including 80 of its last 88 contests dating back to the Tostitos Fiesta Bowl at the end of the 2000 season (the 2001, 2003, 2005 and 2007 games at Stanford, the 2004 game vs. Navy at the Meadowlands, the 2005 game at Washington and the 2007 game at UCLA were not sell-outs). At Michigan in 2003, the Irish and Wolverines attracted the largest crowd in NCAA history (111,726), marking the third time in the history of the series that an NCAA attendance record was set. Including the 2006 game at Georgia Tech, the Irish have been part of establishing a new stadium attendance record seven times since 2001. The list also includes: at Nebraska and Texas A&M in 2001, at Air Force and Florida State in 2002, home vs. Boston College in 2002, vs. Oregon State in the Insight Bowl in 2004 (the game set a Bank One Ballpark record for football configuration). Notre Dame and Michigan played before an over-capacity 111,386 at Michigan Stadium in September of 2005. At Purdue in '05, the Irish and Boilermakers played before 65,491 football fans, a Ross-Ade Stadium record (since the renovation of the facility in 2003). Penn State drew the second largest crowd in Beaver Stadium history for the meeting with the Irish last season.

SUPER SOPHOMORES

- ▶ Notre Dame's 2007 recruiting class, which was widely considered one of the top classes in the country, experienced serious growing pains a year ago, but from the early returns from 2008 the experience was rewarding.
- ▶ The Irish have scored 14 touchdowns in 2008 and eight have come from sophomores. WR **Golden Tate** leads Notre Dame with three touchdowns, while RB **Robert Hughes** has a pair. WR **Duval Kamara**, LB **Brian Smith** and RB **Armando Allen** each have one touchdown. If you toss in freshman WR **Michael Floyd**, freshman TE **Kyle Rudolph** and freshman DB **Robert Blanton**, a first or second year player has scored 12 of Notre Dame's 14 touchdowns.
- ▶ Sophomore **Jimmy Clausen** has thrown nine touchdown passes.
- ▶ The top two running backs are both sophomores.
- ▶ Tate leads the Irish in receiving yards (367), receptions (20) and touchdowns (3).
- ▶ The top three players in scoring and six of the top 10 are all sophomores (three others are freshman).
- ▶ Five of the top 15 tacklers on the Irish squad are sophomores (and two others are freshman).

2008 Notre Dame Honors

JAMES ALDRIDGE

- ▶ Phil Steele's #30 Running Back

ARMANDO ALLEN

- ▶ Phil Steele's #18 Kick Returner

DAVID BRUTON

- ▶ Phil Steele's #19 Free Safety
- ▶ Jim Thorpe Award Watch List
- ▶ Nagurski Trophy Watch List
- ▶ Lindy's #12 Safety

JIMMY CLAUSEN

- ▶ Phil Steele's #26 Quarterback
- ▶ Maxwell Award Watch List
- ▶ Davey O'Brien Quarterback Award Watch List
- ▶ Phil Steele Heisman Contender
- ▶ Pro Football Weekly Heisman Watch List

DAYNE CRIST

- ▶ Lindy's #25 Freshman
- ▶ Lindy's #3 Freshman Quarterback

MAURICE CRUM, JR.

- ▶ Phil Steele's #11 Inside Linebacker
- ▶ Lott Award Watch List
- ▶ Nagurski Trophy Watch List
- ▶ Chuck Bednarik Award Watch List
- ▶ Lombardi Award Watch List
- ▶ Sporting News Honorable Mention Preseason All-American
- ▶ Lindy's #11 Outside Linebacker

DARIUS Fleming

- ▶ Lindy's #89 Freshman
- ▶ Lindy's #12 Freshman Linebacker

MICHAEL FLOYD

- ▶ Lindy's #27 Freshman
- ▶ Lindy's #6 Freshman Wide Receiver

JONAS GRAY

- ▶ Lindy's #72 Freshman
- ▶ Lindy's #5 Freshman Running Back

ETHAN JOHNSON

- ▶ Lindy's #32 Freshman
- ▶ Lindy's #3 Freshman Defensive End

DUVAL KAMARA

- ▶ Phil Steele's #64 Wide Receiver

TERRAIL LAMBERT

- ▶ Phil Steele's #36 Cornerback

RAESHON McNEIL

- ▶ Phil Steele's #58 Cornerback

KERRY NEAL

- ▶ Phil Steele's #49 Inside Linebacker

ERIC OLSEN

- ▶ Phil Steele's #44 Guard

MIKE RAGONE

- ▶ Phil Steele's #22 Tight End
- ▶ John Mackey Award Watch List

TREVOR ROBINSON

- ▶ Lindy's #37 Freshman
- ▶ Lindy's #8 Freshman Offensive Lineman

JOHN RYAN

- ▶ Phil Steele's #39 Outside Linebacker

KYLE RUDOLPH

- ▶ Lindy's #20 Freshman
- ▶ Lindy's #1 Freshman Tight End

LUKE SCHMIDT

- ▶ Phil Steele's #19 Fullback

ASAPH SCHWAPP

- ▶ Phil Steele's #8 Fullback

CHRIS STEWART

- ▶ Phil Steele's #57 Guard

MIKE TURKOVICH

- ▶ Phil Steele's #46 Guard

DAN WENGER

- ▶ Phil Steele's #32 Center

IAN WILLIAMS

- ▶ Phil Steele's #58 Defensive Tackle

SAM YOUNG

- ▶ Phil Steele's Preseason Third-Team All-American
- ▶ Phil Steele's #6 Tackle
- ▶ Lombardi Award Watch List
- ▶ Outland Trophy Watch List

TEAM PRESEASON UNIT RANKINGS

- ▶ Phil Steele's #23 Running Backs
- ▶ Phil Steele's #14 Defensive Backs
- ▶ Phil Steele's #1 Most Improved Team

TEAM PRESEASON NATIONAL RANKINGS

- ▶ Lindy's #59
- ▶ Athlon Sports #60
- ▶ Phil Steele # 19
- ▶ Pro Football Weekly # 46

**Notre Dame Football
By The Numbers**

.739 - Notre Dame's winning percentage, the second-highest in college football history.

1 - Notre Dame is the only team, college or professional, to have all of its games broadcast nationally on the radio and is the only team to have all of its home games televised nationally (NBC).

6 - College Football Hall of Fame Coaches - Jesse Harper, Lou Holtz, Knute Rockne, Frank Leahy, Ara Parseghian and Dan Devine.

7 - Heisman Trophy Winners: Angelo Bertelli (1943), Johnny Lujack (1947), Leon Hart (1949), John Latner (1953), Paul Hornung (1956), John Huarte (1964) and Tim Brown (1987).

10 - Alumni in the Pro Football Hall of Fame.

11 - National Championships - since the AP poll began in 1936 (1943-46-47-49-66-73-77-88), the most of any other school. The Irish also earned consensus national titles in 1924, 1929 and 1930 prior to the AP rankings.

12 - Unbeaten and untied seasons.

21 - Seasons in which the team has been voted the national champion by at least one selector.

28 - Bowl games in which the Irish have taken part.

31 - Unanimous first-team All-Americans -- more than any other school.

42 - College Football Hall of Fame Players.

79 - Different consensus All-Americans -- more than any other school.

99 - Percent graduation rate among football players who enter on scholarship and remain at least four years.

101 - Out of 119 years in which Notre Dame has finished with a winning record.

120 - Years of college football (including '08).

170 - Consecutive games streak televised nationally or regionally by NBC, CBS, ABC or ESPN (ended Nov. 11, 2006 at Air Force).

181 - Selections on All-America first teams.

202 - Consecutive sellouts at Notre Dame Stadium.

310 - Appearances by the Irish on network television -- more than any other school.

927 - All-time victories, second all-time in college football.

ONLY THE BIG BOYS

Notre Dame is one of just five NCAA Division I-A programs that has never faced a non-Division I-A opponent since the current division setup was established in 1978 (the division's names have undergone a change this year, but the setup is still the same). The four remaining schools that have yet to play a non-Division I-A opponent since the advent of the current format are Michigan State, USC, UCLA and Washington.

IRISH SPECIAL TEAMS

SPECIAL TEAMS

Junior **Eric Maust** recorded an average of 42.1 per punt in 2007. Maust landed nine of his 21 punts inside the 20-yard line and recorded a long punt of 53 yards. A starting pitcher on the baseball team, Maust has punted 18 times in 2008 and averages 42.2 per boot. He already has four punts of 50+ yards and seven have been pinned inside the 20-yard line. Maust is ranked 11th in the NCAA in net punting. Notre Dame had not had a left-footed kicker since Harry Oliver in 1981 until sophomore **Brandon Walker** entered the picture in 2007. Walker served as the primary placekicker throughout the season and converted six of 12 field-goal attempts with a long of 48 yards. He also serves as the backup punter. Walker connected on his first field goal of the season with a 41-yard kick against Purdue (now 1-for-3). Junior **Ryan Burkhart** is the kickoff specialist for the Irish after spending much of his freshman season in the same capacity. Burkhart has averaged 62.2 yards per kick and Notre Dame opponents are averaging just 13.94 per return (tops in the NCAA FBS).

NOTRE DAME KICKOFF COVERAGE EXCELS ONCE AGAIN

The Irish kickoff coverage entered the contest with Purdue ranked third in the NCAA FBS allowing just 14.0 yards per return. The Boilermakers entered the game averaging 31.8 yards per return - second best in the country. Notre Dame limited Purdue to 13.9 yards per return. In fact, the Irish kept the nation's top kick returner, Desmond Tardy (who averaged 40.3 coming into the game), completely out of the mix. He failed to register a single kick return, while Kory Sheets, who was 20th in the NCAA FBS at 30.5 yards per return, managed just 13.9 per return on seven kickoffs.

SPECIAL TEAMS SHOW MAJOR IMPROVEMENTS

- ▶ In the final 2007 NCAA stats, Notre Dame ranked 40th in punt return defense (7.44), 89th (out of 119) in kickoff return defense (22.75) and 94th in kickoff returns (19.69).
- ▶ Over the season's first four games, the Irish have seen major improvements in all four categories.

	2007	2008	Improvement
Kickoff Return	19.69 (94th)	24.00 (27th)	4.31 yards (21.9%)
Kickoff Return Defense	22.75 (89th)	13.94 (1st)	8.81 yards (38.7%)
Punt Return Defense	7.44 (40th)	3.14 (10th)	4.30 yards (58.0%)

▶ Notre Dame ranking first in the NCAA FBS in kickoff return coverage is even more impressive when you consider they have yet to register a touchback on the season and rarely have a kick ever each the endzone. On the other hand, Kansas State, which ranks just behind of the Irish has benefitted from nine touchbacks.

▶ Notre Dame has punted 18 times over its first three games, 11 have not been returned a single yard, including one touchback, two out of bounds, four downed and four fair catches. Five other punts have been returned for three yards or less.

**Notre Dame Coaching
Staff Locations**



Charlie Weis
Sidelines



John Latina
Sidelines



Jon Tenuta
Press Box



Mike Haywood
Press Box



Corwin Brown
Sidelines



Rob Ianello
Sidelines



Jappy Oliver
Sidelines



Bernie Parmalee
Sidelines



Brian Polian
Sidelines



Ron Powlus
Sidelines



Kevin Loney
Press Box



Patrick Graham
Press Box

HELLO, ANELLO

► Senior CB **Mike Anello**, who was awarded a scholarship during fall practice, has made quite a name for himself over the past two seasons. Anello joined the squad a walk-on in 2007 and spent the entire fall camp as well as the first two weeks of the season on the scout team. After making one play after another against the Irish first team special teams unit, head coach Charlie Weis moved Anello into the starting lineup against Michigan in 2007 as a gunner opposite senior FS **David Bruton**.

- In that first career game against the Wolverines, Anello proceeded to make a solo tackle on his second ever play in a Notre Dame uniform. He finished last season with six tackles in eight games.
- Notre Dame has a total of 37 punts (18) or kickoffs (19) in 2008. Anello has registered a tackle on 10 of those 37 opportunities.
- Anello finished the afternoon against Purdue with three more tackles on special teams, including a solo stop on the game's opening kickoff against the nation's second-best kick return squad.
- Anello was incredible in the season opener against San Diego State. He registered four solo tackles on special teams (two on punt return coverage and two on kickoff return coverage).
- Anello continued his tear on the opposition on punt and kickoff coverage against Michigan. He registered three more tackles, two solo, as well as forced a fumble and recovered another. Anello also nearly recovered a second Wolverine fumble on a punt.
- The fumble recovery set up another Irish score to make it 14-0 early in the first quarter.

NOT TO BE OVERSHADOWED

► While senior CB **Mike Anello** certainly deserves much of the credit with his play on special teams, fellow senior FS **David Bruton** (the other gunner) has played a significant role. Bruton, widely considered one of the top gunners in all of college football the past two seasons, led the Irish in special teams stops the past two seasons and only Anello's 10 outdistances Bruton's five.

ARMANDO ALLEN AWAKENS IRISH RETURN GAME

- Sophomore **Armando Allen** finally broke through in the Irish kick return game against Michigan State. Allen had five kick returns for 147 yards, including a career-best 53 yard burst in the fourth quarter.
- The 53-yard return was the longest for an Irish player since Vontez Duff returned a kick 92 yards for a touchdown against Navy on Nov. 9, 2002.
- The 147 kickoff return yards are the second-most in the Charlie Weis era and most for any Notre Dame player since David Grimes had 145 yards against Michigan on Sept. 16, 2006.
- The 29.3 per kickoff return average was the third-best by an Irish player under Weis and highest average since Grimes averaged 33.7 per return against North Carolina on Nov. 4, 2006.
- Allen continued to take advantage of kick return opportunities (as the Irish opponents choose to not kick at sophomore WR Golden Tate).
- He had four kickoff returns for 105 yards, including a 36-yard return in the second half against Purdue.
- Over the last two games for the Irish, Allen is averaging 28.0 per return (nine kickoff returns for 252 yards).
- Allen now ranks 37th in the NCAA FBS in kickoff returns with a 24.83 average.
- Allen set single-season school records for kickoff returns (33) and kickoff return yards (704) in 2007. He broke the previous school record for kickoff returns in a single-season of 26 held by Julius Jones (1999) and Tim Brown's previous school record of 698 kickoff return yards in 1986. In fact, his 45 kickoff returns and 1,002 kickoff return yards each already rank seventh in Notre Dame career history.

Kickoff Returns - Career

1. Julius Jones72-1678 (1999-2001, '03)
2. Tim Brown69-1613 (1984-87)
3. Jim Stone49-1079 (1977-80)
4. Vontez Duff47-1230 (2000-03)
Tony Driver47-1083 (1997-2000)
6. Raghib Ismail46-1271 (1988-90)
7. Armando Allen45-1002 (2007-)
8. Terry Eurick32-739 (1974-77)

Kickoff Return Yards - Career

1. Julius Jones72-1678 (1999-2001, '03)
2. Tim Brown69-1613 (1984-87)
3. Raghib Ismail46-1271 (1988-90)
4. Vontez Duff47-1230 (2000-03)
5. Tony Driver47-1083 (1997-2000)
6. Jim Stone49-1079 (1977-80)
7. Armando Allen45-1002 (2007-)
8. Allen Rossum29-891 (1994-97)
9. Emmett Mosley30-778 (1993-96)
Clint Johnson27-778 (1990-93)

MAKING THE MAUST OF THE SITUATION

- Junior P **Eric Maust** had the unenviable task of replacing one of the top punters in Irish history, but the dual sport athlete has picked up right where Geoff Price left off.
- Maust has punted 18 times in 2008 for 759 yards, good for a 42.2 average. His 39.83 net punting ranks 11th best in the NCAA FBS.
- Maust punted just twice in the 38-21 victory over Purdue, but the junior recorded a career-best 54 yarder in the first half.
- Maust had gone six consecutive games with a pair of punts that were downed inside the opponents' 20-yard line before failing to do so against Purdue (managed just one) on two punts.
- Maust also extended his streak of games with a punt pinned inside the 20-yard line to eight in which he has punted.
- Maust has already bombed four punts of over 50 yards, including two against Michigan

**Notre Dame On The Tube,
World Wide Web and Air Waves**

Tuesday, Sept 30

Noon: Weis Press Conference (und.com)
 7:00 pm: Notre Dame Football Radio Show (und.com, NewsTalk 960 WSBT-AM)
 7:00 pm: Notre Dame Offensive Players/Coaches (und.com)
 All Day: M Golf at Saint Mary's (CA) Inv.

Wednesday, Oct 1

1:30 pm: Jimmy Clausen/David Grimes Press Conference (und.com)
 7:00 pm: Notre Dame Defensive Players/Coaches (und.com)
 7:00 pm: M Soccer at Michigan

Thursday, Oct 2

1:30 pm: Maurice Crum, Jr./David Bruton Press Conference (und.com)
 6:30 pm: Weis Press Conference (und.com)
 All Day: W Tennis at ITA All-Americans

Friday, Oct 3

Noon: Football Luncheon (und.com)
 2:00 pm: M&W Cross Country at Notre Dame Invitational
 5:00 pm: M&W Swimming at Dennis Stark Relays
 6:30 pm: Football Pep Rally (und.com)
 7:30 pm: W Soccer vs. USF (und.com)
 8:00 pm: Notre Dame Football Friday (Waterford Estates Lodge, Cat Country 99.9 FM, und.com)
 All Day: W Tennis at ITA All-Americans

Saturday, Oct 4

6:30 am: Inside Notre Dame Football With Charlie Weis (WNDU-TV, affiliates)
 1:00 pm: Inside Notre Dame Football With Charlie Weis (WNDU-TV, affiliates)
 2:00 pm: Volleyball at Louisville
 2:00 pm: NBC Pre-Game Show (NBC.com)
 2:00 pm: ISP Radio Broadcast Pre-Game Show (affiliates, Sirius)
 2:43 pm: Football vs. Stanford (NBC)
 2:43 pm: ISP Radio Broadcast, Football vs. Purdue (960 WSBT-AM, Sunny 101.5, affiliates, Sirius)
 TBA: NBC Post-Game Show (NBC.com, hulu.com)
 TBA: UND.com Post-Game Show (und.com)
 TBA: ISP Radio Broadcast Post-Game Show (affiliates, Sirius)
 TBA: WSBT/NDSP Post-Game Show (Sunny 101.5)
 All Day: W Tennis at ITA All-Americans

Sunday, Oct 5

1:00 pm: M Soccer vs. Georgetown (und.com)
 2:00 pm: Volleyball at Cincinnati (ESPNU)
 3:30 pm: W Soccer vs. Marquette (und.com)
 4:00 pm: Weis Press Conference (und.com)
 11:30 pm: Inside Notre Dame Football With Charlie Weis (WNDU-TV, affiliates)
 All Day: W Tennis at ITA All-Americans

Notre Dame Football Highlights
 und.com, hulu.com, mobiTv, NBC.com

All Times are ET.

(despite horrendous weather conditions).

► Maust has also dropped seven inside the opponents 20-yard line. In fact, he has dropped 16 inside the 20-yard line already in his career (on just 39 punts).

► Maust's hang time and directional punting has helped the Irish punt coverage team rank 10th best in the NCAA FBS with a 3.14 per return average.

IRISH OFFENSIVE NOTES

OFFENSIVE LINE

Notre Dame started one of its most inexperienced offensive lines in years last season (as four different players registered their first career starts), but a benefit from last season's struggles is that the 2008 offensive line now is full of experienced hands. Three returning players started all 12 games last season — and two more started six and five games, respectively. Two of the three best rushing games for the Irish last year came in the final two contests, and all five starters from those two games return in 2008. Junior **Sam Young** has started all 29 games in his career at tackle and is the most experienced returning player on the Irish offensive line. He opened the first 15 games at right tackle before sliding over to left tackle following the second game of his sophomore season, but returned to RT this season. Young is the only Notre Dame offensive lineman to start every game through his first two seasons since freshmen regained eligibility in 1972. Seniors **Paul Duncan** and **Mike Turkovich** had not earned meaningful minutes prior to starting all 12 games last year. Duncan started the first two games at left tackle, then switched with Young and played the final 10 contests at right tackle. Turkovich had only played in 16 games prior to 2007, but he started every game at left guard for the Irish. Juniors **Eric Olsen** and **Dan Wenger** both saw valuable playing time in 2007, but they did it at different points of the season and in different ways. Olsen did not start until midway through last year, but once he opened at right guard against UCLA, Olsen never relinquished his opportunity. He started the final six games of the campaign. Wenger opened the season as the starting right guard and played three games there before an injury forced him to the sidelines. After missing the middle portion of the schedule, he returned to start the final two contests at center. Wenger's natural position is center. Fellow junior **Chris Stewart** worked his way up the depth chart and has started each of the first three games in 2008. In fact, the entire quintet of Turkovich, Stewart, Wenger, Olsen and Young have started every game this season.

The quintet has already seen major improvements from a year ago. Here a just a few noticeable upgrades:

Notre Dame Football Replay Affiliates

003 Ill/IN/IA/WIS	Comcast SportsNet Chicago
003 Chicago LP	W24AW TV 24
003 Chicago LP	W18AT TV 18
003 Chicago LP	W54BK TV 54
008 Atlanta (GA/FLA)	Comcast Sports Southeast
NC/PA/DC/MD/DEL/VA/WVA	Mid-Atlantic Sports Network
017 Cleveland and Ohio	SportsTime Ohio
017 Cleveland LP	WIVM TV & CABLE 52
020 Sacramento/Bay Area	Comcast SportsNet West
029 Raleigh LP	WARZ TV & CABLE 35
030 Nashville Dropin	WKAG TV 43
032 Columbus, OH LP	WIVN TV 29 & CABLE 99
039 Grand Rapids LP	WMKG TV & CABLE 40
048 Louisville	WYCS TV & CABLE 24
051 Providence (RI&Conn)	Cox Sports
063 Lexington	WVTNLP TV & CABLE 48
067 Wichita-Hutchinson	KGPT-TV 49
068 Roanoke	WDRL TV 24
068 Roanoke LP	WYAT TV & CABLE 40
078 Rochester, NY	WRWB TV 16/TW SpNet
084 Huntsville LP	WYAM TV 56 & CABLE 21
088 South Bend	WCWW
101 Evansville-Jasper	WJTS TV 27
103 Youngstown Cable	TJC Cable 99
152 Bangor (ME) LP	WBGR TV 33 & Cable 9
157 Binghamton LP	WBPN TV 8
157 Binghamton LP	WISF TV 15 & CABLE 27
Direct TV-WHT National	DIRECT TV 321

► Notre Dame surrendered an NCAA record 58 sacks in 2007, but the Irish did not allow a single sack over their first two games of 2008 (first time since 2003 Notre Dame has gone consecutive games without allowing a sack).

► The Irish have allowed just four sacks over their first four games. Notre Dame ranks tied for 22nd in the NCAA FBS in fewest sacks allowed. The ranking is even more impressive when you consider that the four Irish opponents (San Diego State, Michigan, Michigan State and Purdue) have totaled 31 sacks in their other games. The Wolverines rank tied for seventh in the NCAA FBS in sacks (13.0) despite getting shutout by the Notre Dame offensive line.

► In last season's 38-0 defeat at Michigan, the Irish allowed eight sacks and was limited minus-six yards rushing on the afternoon. In the 35-17 Irish victory earlier this season, Notre Dame did not allow the Wolverines a single sack (even though they averaged 4.0 sacks per game -- tops in the NCAA entering the contest) and rushed for 113 yards. The Wolverines had allowed 83 yards on the ground over their first two games combined.

► The Irish entered last week's game against Purdue with 234 yards rushing over their first three games of the season combined (ranked 111th in the nation at 78.00 per game). In fact, Notre Dame managed just 16 yards on the ground in the 23-7 loss at Michigan State the week prior, but the Irish racked up 201 yards on 40 carries last week against Purdue. The 201 yards rushing were the most for the Irish since they picked up 220 against Duke on November 17, 2007 at Notre Dame Stadium.

QUARTERBACKS

No Notre Dame freshman quarterback had ever started his first game for the Irish prior to the fourth week of the season until sophomore **Jimmy Clausen** opened under center in the second game of the 2007 season at Penn State. He completed 17 of 32 passes that day for 144 yards and displayed the poise and resiliency often in that game which would help carry him through a challenging and, at times, frustrating rookie season. Clausen (138-245, .563, 1,254 yards, 7 TDs, 6 INTs) started nine games for the Irish and etched his name throughout the Notre Dame record books. He equaled the school record for starts by an Irish freshman quarterback and finished second on the following freshman quarterback single-season lists: passing yards, completions and completion percentage. Clausen missed two games at midseason to help heal some lingering injuries, but he returned to start the last three games where he completed 57 of 104 passes for 636 yards with six TDs and one interception.

Senior **Evan Sharpley** (77-140, .550, 736 yards, 5 TDs 3 INTs) epitomized the role of a quality backup in 2007. Called upon in eight games, Sharpley never skipped a beat as the Irish signal caller. He entered when Clausen was injured at Purdue and passed for 208 yards with two TDs and one interception — and then started against USC and Navy. A member of the Irish baseball team, Sharpley missed most of spring practices due to his baseball commitment where he led the team in home runs. Freshman **Dayne Crist**, a 6-4, 230-pounder from California who was a Parade All-American last year and one of six finalists for the U.S. Army Player of the Year Award, as well as **Nate Montana** (son of NFL Hall of Famer and former Irish legend Joe) also join the mix this fall.

CLAUSEN CONTINUES TO DEVELOP

► Sophomore QB **Jimmy Clausen** missed on his first three pass attempts to open the game against Purdue, but connected on the next five straight passes to close the first quarter (extended streak to six early in the second quarter before an incompleting in the Purdue end zone).

► After Purdue grabbed a 14-7 lead, Clausen led Notre Dame on a six-play, 65-yard scoring drive capped off by a touchdown pass to sophomore WR **Golden Tate**.

► Completed 3-of-4 passes on the drive for 61 yards, including a 38-yard pass to freshman WR **Michael Floyd**.

► The touchdown pass was his seventh of the season and 14th of his career (extended streak to four consecutive games with a touchdown pass).

► Added two more touchdown passes in the third quarter, one to freshman TE **Kyle Rudolph** and another to senior WR **David Grimes**.

► The three touchdown passes against Purdue give him nine for the season and 16 for his career.

► Has registered three touchdown passes in a single game on four different occasions (all in the last seven games for Notre Dame).

- ▶ Eclipsed his career-high for passing yards in a game with 275 (previous career-best was 246 against Air Force on Nov. 10, 2007)
- ▶ Clausen has now seen action in 14 career games for Notre Dame. Here is an interesting look at his noticeable improvement:

	First Seven Games	Last Seven Games
Completions	81	132
Attempts	141	235
Completion Percentage	57.4%	56.2%
Passing Yards	618	1,537
Touchdowns	1	15
Interceptions	5	7
Passing Yards Per Game	88.2	219.6
Efficiency Rating	89.5	126.2
Notre Dame's Record	1-6	5-2

- ▶ Clausen has thrown at least three touchdown passes in four of his last seven games and posted multiple TD pass games five times over the stretch.
- ▶ Battling an injury in 2007, Clausen connected on just four passes over 35 yards last season, but the second-year signal caller has already registered five such passes over the first four games.
- ▶ Clausen posted career-highs against Michigan State in both completions (24) and attempts (41). He also threw for 242 yards, third-most in his Irish career.
- ▶ With nine touchdown passes over his first four games, Clausen has surpassed his entire total from 2007 (7).
- ▶ Clausen struggled in the first-half against Michigan State (just 7-of-14 for 79 yards and two INTs), but rebounded with a stellar second-half in which he started 17-of-21 for 163 yards and a touchdown before missing his final six attempts.
- ▶ Clausen tossed his fourth and fifth touchdowns of the season in the 35-17 victory over Michigan. Clausen hooked up with fellow sophomores WR **Duval Kamara** and WR **Golden Tate**.
- ▶ The 48-yard touchdown pass to Tate against Michigan was Clausen's longest of his career, but stood for only eight minutes on the game clock.
- ▶ Clausen again connected with Tate for 60 yards to set up another Notre Dame touchdown against the Wolverines.
- ▶ The 60-yard passing play from Clausen to Tate was the fourth-longest passing play under Weis.
- ▶ The 60-yard passing play was the longest for the Irish since Brady Quinn connected with John Carlson for a 62-yard TD reception against Michigan State on Sept. 23, 2006.
- ▶ With Notre Dame trailing 13-7 and 11:55 to go in the fourth quarter in the season opener against San Diego State, Clausen proceeded to complete 8-of-his-final-9 passes for 98 yards and two touchdowns (led Notre Dame on scoring drives of 80 and 55 yards) to secure the come-from-behind victory.
- ▶ Recorded at least three touchdown passes in the same game for the third time in his career.
- ▶ Over the final three games of 2007 and the contest with San Diego State, Clausen tossed nine touchdown passes and three interceptions. He completed 78-for-138 (.565) and 873 yards over those four games.
- ▶ Clausen's previous best passing afternoon came against Air Force on Nov. 10, 2007. He completed 22-of-40 for 246 yards and three touchdowns.
- ▶ Clausen was even better in the second-half against the Falcons. He was 17-of-29 for 192 yards and two scores. Clausen was also victimized by at least five dropped passes.
- ▶ Including his second-half effort against Air Force (17-of-29 for 192 yards and two touchdowns) and opening half against Duke, Clausen went 30-of-52 for 361 yards and four TDs in that four-quarter span against the Falcons and Blue Devils.
- ▶ Clausen finished the Air Force and Duke games with three touchdown passes each, tying career-high and the Irish freshman quarterback record.
- ▶ Prior to the Air Force contest, Clausen's best game of 2007 came at Purdue on Sept. 29, 2007. Despite missing most of the fourth quarter after suffering a hip injury, he went 18-of-26 for 169 yards and one touchdown. Clausen recorded a completion percentage of 69.2% against Purdue -- second-highest ever by a Notre Dame freshman quarterback (only Steve Beuerlein (.700, 14-for-20) at Penn State on Nov. 12, 1983 completed a higher percentage).

RUNNING BACKS

One of the deepest positions on the team in terms of talent and versatility is the running back spot. The top three rushers from 2007 all return, featuring styles that complement one another. Those three combined to start 10 games last year and rushed for 1,105 yards and four TDs. Junior **James Aldridge** (21 car., 75 yards, 3.6 avg.) started five games in 2007 and led the Irish with 463 yards on 121 carries. The former prep All-American displayed both the power to run through arm tackles as well as speed in the open field as he recorded the second-longest run from scrimmage last year – a 43-yard gallop vs. Michigan State. Aldridge eclipsed 100 yards in two games and paced the Irish in rushing in six contests. Aldridge did not play in the season opener, but returned to the lineup against Michigan and rushed for 28 yards on nine carries against the Wolverines. He added four carries for 13 yards against Michigan State. Aldridge rushed for a season-high 34 yards and registered a season-high 17 yard carry against Purdue.

Sophomore **Armando Allen** (41 car., 205 yards, 5.0 avg., one TD) showed flashes of his game-breaking speed last year, but he was seldom able to rip off big gains in 2007. Allen's longest run was 15 yards and his longest reception went for 16 yards, however the dual-threat option he presents as a rusher and receiver combined with his elite speed adds another dimension to the Irish backfield. Allen only had two carries for four yards against Michigan in limited duty, but rushed 16 times for 59 yards in the season-opening victory over San Diego State. He also added three receptions for 18 yards and totaled 158 all-purpose yards against the Aztecs. Allen again struggled on the ground, as did the entire Irish backfield, against the Spartans. Allen managed just eight yards on six carries, but did register five receptions (20 yards), 147 kick-off return yards and 198 all-purpose yards. He, and the entire Irish rushing attack, exploded last week against Purdue. Allen rushed for 134 yards on 17 carries, including his first career rushing touchdown. He not only recorded a career-long rush of 21 yards (three times), but he actually registered the four longest carries of his career last week alone. Allen added 105 yards in kick returns and totaled 248 all-purpose yards (a career-high and most by any player in the Weis era).

Fellow sophomore **Robert Hughes** (50 car., 168 yards, 3.4 avg., two TDs) burst onto the scene in the final two games last year, featuring a power running game not seen by a Notre Dame player in a number of years. With just 18 carries through the first 10 games, Hughes became

Inside Notre Dame Football Affiliates

001 New York (NY/NJ/CN/PA)	SNY Sports Net New York	Sports Net New York (SNY)
003 Chicago LP		W54BK TV 54
003 Chicago LP		W18AT TV 18
003 Chicago LP		W24AW TV 24
003 Chicago (IL/IN/IA/WI)	Comcast SportsNet Chicago	
FLORIDA	Sun Sports Network	
DC/DEL/MD/NC/PA/VA/WVA	Mid Atlantic Sports Network (MASN)	
IL/IN/MO/NE/KA/IA	Fox Sports Midwest	
New England	New England Sports Network (NESN)	
016 Cleveland & all Ohio	SportsTime Ohio (Indians)	
016 Cleveland LP		WIVM TV & CABLE 52
022 Pittsburgh	Fox Sports Pitt (PA,WV,NY,MD,OH)	
032 Columbus, OH LP		WIVN TV 29 & Cable 99
048 Louisville		WYCS TV & CABLE 24
051 Providence (RI&Conn)	Cox Cable Sports	
055 Fresno		KNXT-TV
067 Wichita		KGPT TV49
068 Roanoke		WDRL TV 24
068 Roanoke LP		WYAT TV 40 & Cable 99
072 Toledo		WMNT-TV
078 Rochester, NY	WRWB TV 16/Time Warner SportsNet	
081 Shreveport		KSHV TV 45
084 Huntsville LP		WYAM TV 56 & CABLE 21
088 South Bend-Elkhart		WNDU-TV
101 Evansville-Jasper		WJTS TV 27
103 Youngstown		TJC Cable 99
157 Binghamton LP		WBPB TV 8
Direct TV WHT-National		DIRECT TV 321
Sky Angel-IPTV-National		
Comcast On-Demand		Notre Dame On-Demand
Worldwide		und.com

the workhorse versus Duke and Stanford by rushing a combined 35 times for 246 yards (7.0 avg.) and two TDs. Hughes became the first freshman running back at Notre Dame to surpass 100 rushing yards in consecutive games since Allen Pinkett in 1982. Hughes is second on Notre Dame in 2008 with 168 yards and two touchdowns -- both in the victory over Michigan.

Returning from a knee injury that sidelined him for most of the 2006 season, senior **Asaph Schwapp** started seven games a year ago and served as the lead fullback in every game. Schwapp was the lead blocker for the aforementioned three running backs and also rushed 12 times in 2007, gaining 14 yards. Junior **Luke Schmidt**, an Indiana native, appeared in 11 games last season and splits time at tight end.

NOTRE DAME RUNNING ATTACK AWAKENS

The Irish entered today's game with 234 yards rushing over their first three games of the season combined (ranked 111th in the nation at 78.00 per game). Notre Dame racked up 201 yards on 40 carries against the Boilermakers. The 201 yards rushing are the most for the Irish since the rushing attack picked up 220 against Duke on November 17, 2007 at Notre Dame Stadium.

AR(MAN)DO TO BE RECKONED WITH

- ▶ Sophomore HB **Armando Allen** recorded his second start of the season and sixth of his career last week against Purdue.
- ▶ Ripped off a 16-yard rush early in the second quarter against the Boilermakers.
- ▶ Added a career-best 21-yard burst up the middle on the scoring drive to open the second half.

- ▶ Capped the five play, 81 yard drive with a 16-yard touchdown run (the first of his career).
- ▶ Rushed for 45 yards on the drive alone (entered the game with just 71 yards rushing the entire season).
- ▶ Equaled his career-best run with two more 21 yard gallops on Notre Dame's second drive of the second half.
- ▶ Prior to last week against Purdue, Allen's longest run was 15 yards, but he had four runs of longer than 15 yards against the Boilermakers.
- ▶ Eclipsed 100 yards for the first time in his career (previous career-high was 91 yards against Navy on Nov. 3, 2008)
- ▶ Finished with a career-best 134 yards rushing, good for a 7.9 per carry average (the 7.9 per carry average is the highest for a Notre Dame player since Darius Walker averaged 10.2 against Air Force on Nov. 11, 2006)
- ▶ Totaled 247 all-purpose yards (-1 on punt returns, 105 on kick returns, 134 in rushing and nine in receiving)
- ▶ Allen eclipsed the 150 all-purpose yards for the fifth time in his career and third time in 2008 against Purdue.
- ▶ The 247 all-purpose yards were the most by an Irish player since Julius Jones had 255 against Pittsburgh in 2003 (rushed for 262 yards).

MOST ALL-PURPOSE YARDS IN SINGLE-GAME HISTORY

	Total	Rush	Rec.	PR	KR	Year (Opponent)
1. Willie Maher	361	107	-	80	174	1923 (Kalamazoo)
2. George Gipp	357	150	-	50	157	1920 (Army)
3. Tim Brown	294	15	126	21	132	1987 (Boston College)
4. Tim Brown	284	19	184	-	81	1986 (Navy)
5. Jim Seymour	276	-	276	-	-	1966 (Purdue)
6. Tim Brown	275	-4	72	150	57	1987 (Michigan State)
7. Raghib Ismail	268	100	24	-	144	1990 (Miami, Fla.)
8. Vagas Ferguson	263	255	8	-	-	1978 (Georgia Tech)
9. Phil Carter	257	254	3	-	-	1980 (Michigan St.)
10. Julius Jones	255	262	-7	-	-	2003 (Pittsburgh)
-- Armando Allen	247	134	9	-1	105	2008 (Purdue)

- ▶ He had 198 all-purpose yards, including eight on the ground, 20 in the air, 147 on kickoff returns, including a career-best 53-yard return, and 23 on punt returns in the loss at Michigan State. Allen recorded 158 in the season opener against San Diego State. He registered 59 yards on the ground, 18 in the air, 46 in kickoff returns and another 35 on punt returns.
- ▶ Allen totaled 1,176 all-purpose yards in 2007. He led Notre Dame with six receptions against Penn State and returned three kicks for 67 yards. Allen registered 110 all-purpose yards in his first career game with Notre Dame versus Georgia Tech. Allen recorded 84 kick return yards on five tries and 25 yards rushing on three carries. He also added a reception for one yard.

THOSE AREN'T BOOS, THEY'RE HUGHES

- ▶ Sophomore HB **Robert Hughes** finished 2007 with 294 yards rushing on 53 carries and four touchdowns. He totaled 246 of those yards on 35 carries over the season's final two games. Hughes became the first Notre Dame freshman tailback to eclipse 100 yards rushing in consecutive weeks since Allen Pinkett during the 1982 season. Pinkett rushed for 129 yards against Navy (Oct. 30) and 112 yards against Pittsburgh (Nov. 6).
- ▶ Hughes opened the season against San Diego State with 54 yards on 17 carries.
- ▶ Hughes registered a well-earned 79 yards on 19 carries in the 35-17 victory over Michigan.
- ▶ The Wolverines were allowing just 1.1 yards on the ground per rush and just over 30 total yards per game, but Hughes averaged 4.2 yards per carry.
- ▶ Hughes registered his fifth career touchdown giving the Irish a 7-0 lead over the Wolverines at 11:52 of the first quarter.
- ▶ Hughes added his second rushing touchdown of 2007 and sixth of his career to give Notre Dame a 28-10 lead with 8:47 to go in second quarter.
- ▶ Hughes leads the Irish in carries (41) and rushing touchdowns (2). Hughes totaled 26 yards rushing on nine carries in the 38-21 rout of Purdue last weekend.

WIDE RECEIVERS

The entire wide receiver group returns in 2008 as the Irish look to return to the aerial assault applied in 2005 and 2006. Six receivers combined to catch 117 passes for 1,252 yards with eight TDs in 2007 — and the two leading receivers were a sophomore and a freshman. Senior tri-captain **David Grimes** (10 rec., 103 yards, 10.3 avg., two TDs) is the veteran

**Irish In
The NFL**

AFC

Pos	Player	Team
S	Tom Zbikowski	Baltimore Ravens
LB	Corey Mays	Cincinnati Bengals
S	Chinedum Ndukwe	Cincinnati Bengals
C	Dan Santucci^	Cincinnati Bengals
QB	Brady Quinn	Cleveland Browns
T	Ryan Harris	Denver Broncos
DE	Anthony Weaver	Houston Texans
RB	Darius Walker*	Houston Texans
G	Dan Stevenson^	Houston Texans
P	Hunter Smith	Indianapolis Colts
DT	Derek Landri	Jacksonville Jaguars
TE	Anthony Fasano	Miami Dolphins
OL	Mark LeVoir	New England Patriots
CB	Mike Richardson*	New England Patriots
C	Sean Mahan	Pittsburgh Steelers
P/K	Criag Hentrich	Tennessee Titans

NFC

Pos	Player	Team
DE	Bertrand Berry	Arizona Cardinals
G/T	Mike Gandy	Arizona Cardinals
TE	John Owens	Detroit Lions
RB	Ryan Grant	Green Bay Packers
LS	J. J. Jansen^	Green Bay Packers
C	John Sullivan	Minnesota Vikings
K	John Carney	New York Giants
DE	Justin Tuck	New York Giants
DE	Renaldo Wynn	New York Giants
DE	Victor Abiamiri	Philadelphia Eagles
DT	Trevor Laws	Philadelphia Eagles
WR	Arnaz Battle	San Francisco 49ers
CB	Allen Rossum	San Francisco 49ers
TE	John Carlson	Seattle Seahawks
RB	Julius Jones	Seattle Seahawks
C	Jeff Faine	Tampa Bay Buccaneers
WR	Maurice Stovall	Tampa Bay Buccaneers

* - practice squad
^ - injured reserve

leader of the bunch. He is coming off an 2007 campaign that saw him record a career-high 27 receptions, despite missing two games in the middle of the season. Grimes, who did not see the field against Michigan State, has 10 catches for 103 yards this season and two touchdowns. He returned to the lineup last week against Purdue with four receptions for 65 yards, including a 30-yard score.

Junior **Robby Parris** (5 rec., 22 yards, 4.4 avg.) tallied the most receiving yards by an Irish wide receiver last year (361) and had the highest average yards per reception total (12.4) among receivers with at least 10 receptions. Parris started four games in 2007 and flashed his big-play potential as he led the team with eight receptions of at least 20 yards and recorded over 90 yards receiving in two games (93 yards at Purdue, 94 yards vs. Boston College), but battled an injury through the pre-season is still looking to regain top form.

Following a strong freshman season that saw him named an honorable mention freshman All-American by The Sporting News, sophomore **Duval Kamara** (3 rec., 43 yards, 14.3 avg., 1 TD) looks to grow the connection forged with quarterback Jimmy Clausen. Kamara set the Irish freshman record for most receptions (32) by a first-year wide receiver (breaking Tim Brown's school record of 28) and also set the Notre Dame record for most TD receptions by a freshman (4). Kamara registered a catch in each of the first two games for Notre Dame, including a 10-yard touchdown against Michigan to give the Irish a 14-0 first quarter lead.

Notre Dame has also seen the emergence of sophomore **Golden Tate** (20 rec., 367 yards, 18.4 avg., 3 TDs). The Hendersonville, Tenn., native showed flashes of brilliance in 2007 (four of his six receptions exceeded 20 yards), highlighted by his three catches, 104 yards and one touchdown performance against Purdue. Tate has already exceeded his entire reception output from a year ago and leads the Irish in receptions and receiving yards. He has hauled in passes of 30, 30, 38, 38, 45 and 60 yards over the first four games. Tate is 23rd in the NCAA in receiving yards per game (91.75) and only two other WR in the nation (with at least 5.0 receptions per game) have a higher average per catch than Tate's 18.4.

Freshman **Michael Floyd** was the Gatorade Player of the Year in Minnesota as a junior and a senior and was a USA Today first-team All-American. The rookie picked up his first career start against Michigan and not only became the first Irish freshman to register a TD catch in a season opener, but also became the first freshman to register Notre Dame's first points of a season by touchdown. Floyd has 16 receptions for 218 yards on the season. He set a new freshman record with seven receptions against Michigan State. Floyd led Notre Dame with 86 receiving yards, including a 26-yard touchdown. He recorded his first career 100 yard receiving game last week against Purdue. He hauled in six passes for 100 yards, including a 38-yard pass play from sophomore QB **Jimmy Clausen**.

MICHAEL FLOYD: ANOTHER BRICK IN IRISH RECEIVING WALL

- ▶ Freshman WR **Michael Floyd** has already made a name for himself for the Irish.
- ▶ Floyd is the fourth different freshmen in the last 20 years whose first career catch was a touchdown. The others were Raghob "Rocket" Ismail and Derek Brown in 1988, and Derrick Mayes in 1992 – mighty impressive company for Floyd to join.
- ▶ Registered a 38-yard reception (longest of career) on Notre Dame's six-play, 65-yard scoring drive that tied the score, 14-14, late in the first half against Purdue.
- ▶ Had five catches for 93 yards in the first half alone against the Boiler-makers.
- ▶ Finished the contest with six catches for career-high 100 yards, making him only the second Irish freshman to have at least 100 receiving yards since Derrick Mayes in 1992 against Pittsburgh.
- ▶ The Boiler-makers were the victims the most recent time it happened when sophomore WR **Golden Tate** had 104 yards on three catches with one touchdown in West Lafayette in 2007.
- ▶ Floyd's seven receptions for 86 yards in the loss at Michigan State were a single-game record by a Notre Dame freshman, breaking the six **Duval Kamara** had last year at Purdue (68 yards) and Stanford (93 yards), and the six running back **Armando Allen** had (for 38 yards) in 2007 at Penn State.
- ▶ Floyd is having one of the top receiving seasons by any freshman across the country in NCAA FBS.

RECEPTIONS PER GAME (FRESHMEN)

Name, School	Rec.	Yds	Avg.	Rec./G
Patrick Edwards, Houston	33	408	12.36	6.60
Tyron Carrier, Houston	33	293	8.88	6.60
Johnny Williams, Duke	18	206	11.40	4.50
A.J. Green, Georgia	22	388	17.64	4.40
Josh Chichester, Louisville	17	188	11.06	4.25
Michael Floyd, Notre Dame	16	218	13.63	4.00

RECEIVING YARDS PER GAME (FRESHMAN)

Name, School	Rec.	Yds	Avg.	Avg./G
Patrick Edwards, Houston	33	408	12.36	81.60
Malcolm Beyan, MTSU	13	323	24.85	80.75
Ryan Broyles, Oklahoma	11	238	21.64	79.33
A.J. Green, Georgia	22	388	17.64	77.60
DeAndre Jones, Southern Miss	15	260	17.33	65.00
Nathan Palmer, Northern Illinois	7	248	35.43	62.00
Damaris Johnson, Tulsa	15	242	16.13	60.50
Tyron Carrier, Houston	33	293	8.88	58.60
Michael Floyd, Notre Dame	16	218	13.63	54.50

▶ Freshman WR **Michael Floyd** is on pace to shatter rookie receiving marks in receptions and touchdowns. He also has a chance to eclipse Tony Hunter's freshman record for receiving yards.

Player (Year)	Rec.	Yds.	Avg.	TD
Michael Floyd (2008)	48	654	13.8	6
Duval Kamara (2007)	*32	357	11.2	*4
Tony Hunter (1979)	27	*690	25.6	2

▶ Here is a look at how Floyd's freshman season could rate against the rookie campaigns of Notre Dame's top five all-time leaders in career receptions (does not include Tom Gatewood [1968] or Jim Seymour [1965], who were not eligible to play as freshman).

Player (Year)	Rec.	Yds.	Avg.	TD
*Michael Floyd (2008)	48	654	13.8	6
Jeff Samardzija (2003)	7	53	7.6	0
Rhema McKnight (2002)	9	91	10.1	0
Tim Brown (1984)	28	340	12.1	1
Maurice Stovall (2002)	18	312	17.3	3
Derrick Mayes (1992)	10	272	27.2	3

*projected numbers over 12-game regular season

- ▶ Floyd recorded a career-high seven receptions at Michigan State.
- ▶ Added his second career touchdown reception (a 26-yard pass play from Clausen with 14:51 to go in the fourth quarter) against the Spartans.
- ▶ Registered four catches that gave the Irish a first down.
- ▶ The seven receptions were the most by an Irish receiver since Jeff Samardzija had eight against LSU in the 2007 Sugar Bowl
- ▶ The seven receptions are also the most ever by a Notre Dame freshman receiver (most by a freshman at any position as well). The previous school record by an Irish rookie was six set last season on two different occasions by sophomore WR **Duval Kamara**.

Player (Year)	Rec.	Yds.	Avg.	TD
Michael Floyd (at MSU, 9.20.08)	7	86	12.3	1
Duval Kamara (at Purdue, 9.29.07)	6	68	11.3	1
Duval Kamara (at Stanford, 11.24.07)	6	93	15.5	0

FOLLOW THE GOLDEN RULE

- ▶ Sophomore WR **Golden Tate** has blossomed into one of the most improved wide receivers in the country.
- ▶ Tate ranks 23rd in the NCAA FBS in receiving yards per game (91.75).
- ▶ Among players with at least 5.0 receptions per game, Tate ranks third in the NCAA FBS with a 18.35 per reception average.
- ▶ Tate has recorded five receptions of 30 yards or longer through the first four games for Notre Dame. That number exceeds the total by the entire Irish receiving corp in 2007 (three).
- ▶ Tate hauled in his third touchdown reception of the season last week-end against Purdue.
- ▶ Finished with five receptions for 64 yards (12.8 yards per catch), including a 38-yard grab

► Tate has 367 yards receiving on 20 catches through four games. Here is how Tate compares through four games to the five previous top single seasons in receiving.

Tom Gatewood	30-556	18.5	1970
Jack Snow	26-482	18.5	1964
Golden Tate	20-367	18.4	2008
Jeff Samardzija	21-346	16.5	2005
Maurice Stovall	17-289	17.0	2005
Jeff Samardzija	23-273	11.9	2006

► Tate is on pace to not only eclipse 1,000 receiving yards, but could challenge Jeff Samardzija's school record 1,249 yards in 2005.

Jeff Samardzija	1,249	2005
*Golden Tate	1,161	2008
Maurice Stovall	1,149	2005
Tom Gatewood	1,123	1970
Jack Snow	1,114	1964
Jeff Samardzija	1,017	2006
* projected over 12 games		

► Recorded Notre Dame's longest rush of the season with his 24-yard scamper on a reverse midway through the first quarter (also gave the Irish their initial first down of the afternoon) against Michigan State.

► Finished the afternoon against the Spartans with five receptions for 83 yards - marking the third straight game with at least 80 yards receiving.

► Registered four catches that gave the Irish a first down.

► Tate flashed glimpses of his athletic ability in 2007. Tate had three receptions for 104 and a touchdown against Purdue and not only became the first freshman to catch a touchdown pass since Maurice Stovall (2002 against Rutgers), but also became the first Notre Dame freshman to surpass 100 yards receiving in a game since Derrick Mayes (100 yards on two catches) against Pittsburgh on Oct. 10, 1992.

► Tate only managed three receptions the rest of the season, but exploded onto the scene in the season-opener against San Diego State. He hauled in six catches for 93 yards, including a 38-yard touchdown pass to give the Irish a 14-13 fourth-quarter lead. The TD reception was the longest by an Irish player since Jeff Samardzija recorded a 51-yard scoring strike from Brady Quinn against Air Force on Nov. 11, 2006.

► Tate continued his development in the victory over Michigan. The speedster hauled in four passes for 127 yards, including a 48-yard TD strike from fellow sophomore **Jimmy Clausen**.

► The touchdown was his second of the season and third of his career.

► Tate recorded two touchdown receptions over the first two weeks of the season (38 and 48 yards respectively).

► The 48-yard reception against the Wolverines was Tate's longest of his career, but for only eight minutes on the game clock.

► Tate hauled in a slant pattern and raced 60 yards to set up another Notre Dame touchdown.

► The 60-yard reception was the longest for the Irish since John Carlson hauled in a 62-yard TD grab against Michigan State on Sept. 23, 2006.

► Tate eclipsed 100 yards receiving for the second time in his career against the Wolverines.

► Tate registered 116 yards on three catches in the first half, besting his previous career high of 104 yards against Purdue on Sept. 29, 2007.

► Tate's 31.8 per catch average (minimum three receptions) is the second-highest single-game average by a receiver in the Weis era.

► Tate has the best single-game average of 34.7 (3-104) set against Purdue last season.

CHECK OUT THAT SHINY KAMARA

► Sophomore WR **Duval Kamara** finished 2007 with 32 receptions for 357 yards and four touchdowns. He set a pair of Notre Dame rookie receiving single-season records in 2007. Kamara's 32 receptions are the most ever by an Irish receiver, breaking the previous mark of 28 held by eventual Heisman Trophy winner Tim Brown in 1984. His four receiving touchdowns are also the most ever by a Notre Dame freshman.

► After struggling in the season opener against San Diego State (one INT slipped through his hands), Kamara recorded his first TD reception of the season and fifth of his career to give Notre Dame a 14-0 lead at 11:00 of the first quarter against Michigan.

TIGHT ENDS

The Irish will struggle to find an immediate replacement for John Carlson, one of the most prolific tight ends in school history. Carlson started each of the last 23 games in which he appeared and recorded the second-most receptions (100) and third-most receiving yards (1,093) for a career by a Notre Dame tight end. Sophomore **Mike Ragone**, a former high school All-American, was the initial odds on favorite to replace Carlson after playing in 11 games as a freshman in 2007, but was lost for the season with a torn ACL. Junior **Will Yeatman** has played in 28 games in his career, starting six contests as a second tight end (including each of the first three in 2008). He has eight career receptions for 39 yards (six of which came in 2007).

RUDOLPH THE PASS CATCHING TIGHT END

Freshman **Kyle Rudolph** was a USA Today first-team All-American and considered by most recruiting sites as the top tight end in the nation. He has started all four games this season and became the first Notre Dame rookie tight end to ever start a season opener. Rudolph hauled in two catches for 29 yards, including an 18-yard reception against Michigan State. He recorded single-game highs in both receptions (3) and receiving yards (32) last weekend against Purdue. Rudolph also added his first career touchdown reception and a career-best 19-yard grab.

► Here is how Rudolph's season compares to three other outstanding Notre Dame rookies tight ends (Brown and McAfee each were named first team All-Americans later in their career).

Player, Year	Rec.	Yds	TD
* Kyle Rudolph, 2008	18	198	3
Derek Brown, 1988	12	150	3
Dean Masztkak, 1978	13	236	0
Ken McAfee, 1974	14	146	1

* projected over 12 games

► Rudolph became the first Irish tight end to record a touchdown reception in 11 years. Jabari Holloway was the last Notre Dame tight end to do so in a 33-15 loss at Stanford in 1997. He broke the drought with his five-yard grab of a **Jimmy Clausen** pass in the third quarter as the Irish extended their lead to 28-14 over Purdue.

IRISH DEFENSE

DEFENSIVE LINE

It will be nearly impossible to replace the 2007 production of Trevor Laws. Not only did he lead the entire nation for tackles by a defensive lineman (112 tackles, 9.3 tackles/game), but he also recorded the second-most tackles ever by an Irish defensive lineman. No one individual on the Irish roster will come close to duplicating the performance by the 2007 Notre Dame MVP, but the vacancy he created at the position could be filled by a combination of players.

Senior **Justin Brown** returns for his fifth year at Notre Dame after setting individual career highs in almost every statistical category last year. Brown started five of the 10 games in which he appeared at defensive end opposite Laws and tallied 30 tackles with 3.5 tackles for loss. The senior member of the defensive line, Brown has started three games in 2008 with six tackles and two for loss (both coming in the victory over Michigan).

Senior **Pat Kuntz** started the first 10 games of 2007 at nose tackle and recorded 42 tackles including 2.5 tackles for loss. He also tied for team-high honors with nine passes broken up, the most by any defensive lineman in the nation a year ago. After failing to register a tackle in the season opener, Kuntz came back with three solo stops, including one for loss against Michigan. He recorded a season-high six stops last weekend against Purdue.

Sophomore **Ian Williams** started the final two games of the season at nose tackle, but he was a valuable reserve in the first 10 contests as he totaled 45 tackles, sixth-most on the team. It was the third-most tackles by an Irish freshman defensive lineman in school history and he earned freshman All-America honors from the Football Writers Association of America. Williams had one solo tackle over the first two games of the season, but regained his form with six stops against Michigan State.

WHO SAYS KUNTZ IS UNDERSIZED?

- ▶ Senior NT **Pat Kuntz** entered the 2007 season without a single start and just 11 tackles in 21 career games. Kuntz excelled in Notre Dame's new 3-4 defensive scheme last season.
- ▶ Despite missing the final two games to injury, Kuntz started 10 games, totaled 53 career tackles with three tackles for loss, 0.5 sacks, nine pass break-ups and one fumble recovery.
- ▶ Kuntz has moved to defensive end after starting at nose tackle in 2007.
- ▶ Kuntz possesses a tremendous motor and work ethic and displayed an uncanny ability to knock down passes at the line of scrimmage.
- ▶ Kuntz did not record a tackle in the season-opening victory over San Diego State, but finished with three solo tackles against Michigan, including one for loss.
- ▶ Kuntz totaled a season-high six tackles, including three solo stops, last weekend in the victory over Purdue.
- ▶ Kuntz led all defensive linemen in the NCAA FBS in 2007 with nine pass break-ups last year and tied for the team-high honors.

Name, School	PBU	INT	PD
Pat Kuntz, Notre Dame	9	0	9
Phillip Hunt, Houston	8	1	9
Tyson Jackson, LSU	8	0	8

- ▶ Kuntz has played in 34 career games with 13 career starts (10 in 2007).
- ▶ Kuntz was on pace to surpass the school record for pass break-ups in a single-season a year ago. Of those players that have broken up 10 or more passes in a single season, he would have been just the second non-defensive back on the list (David Martin, 1966).

Passes Broken Up — Season

1.	Clarence Ellis	13 (1969)
2.	Dave Waymer	12 (1978)
3.	Tom Schoen	11 (1967)
	Luther Bradley	11 (1973)
	Clarence Ellis	11 (1970)
6.	Tim Rudnick	10 (1973)
	Dennis Phillips	10 (1963)
	Tony Carey	10 (1964)
	Tom Longo	10 (1964)
	*David Martin	10 (1966)
	Thomas O'Leary	10 (1966)
	Ralph Stepaniak	10 (1969)

* indicates non-defensive backs

- ▶ Kuntz ranked 58th in the nation in passes broken up and just outside the top 100 in the nation in passes defended a year ago.

LINEBACKERS

Three starters return while two other linebackers have starting experience, as the linebackers group possesses the leader of the defense as well as upstart talent which helped make the Irish defense so improved last year. A staple of Notre Dame's linebacker corps the last three seasons, tri-captain **Maurice Crum Jr.** returns for a fifth year and is the indisputable leader of the defense. He has started all 41 games that Notre Dame has played the past four years. Crum notched 84 of those stops in 2007 and enters this weekend with 266 career tackles, needing 30 more tackles to enter Notre Dame's top-10 list for career stops. Crum ranks third on the Irish with 25 tackles in 2008. He has 2.5 TFLs and the only sack of the season for the Irish.

Junior **John Ryan** is one of the more versatile members of the Irish defense, as he posted eight starts as an outside linebacker in 2007 and two starts at defensive end last year. Ryan ranked ninth on the team with 39 tackles including 2.5 sacks and five tackles for loss. He has just four tackles this season, but has added a pair of pass break-ups, two quarterback hurries and a fumble recovery.

Two freshmen burst onto the scene in 2007 and made significant contributions to Notre Dame's defense. **Kerry Neal** and **Brian Smith** each started as outside linebackers during their rookie seasons and both now serve as sophomore starters. Neal played in every game and started five contests, while totaling 20 tackles with two sacks, two tackles for loss, two recovered fumbles and three pass breakups. He has picked up eight tackles (three each against San Diego State and Michigan), 2.0 for loss and his first career interception against the Aztecs. Smith started three of

the 11 games in which he appeared and made a great impact when he was on the field. He recorded 25 tackles with 1.5 sacks, four tackles for loss, forced one fumble and intercepted one pass (which he returned for a TD). Smith is tied for third on the squad with 25 tackles, 2.0 for loss, two fumble recoveries, one forced fumble, one pass breakup and one quarterback hurry. He ranks tied for eighth in the nation in fumble recoveries.

CRUMBLING THE COMPETITION

- ▶ Senior LB **Maurice Crum, Jr.**, totaled 100 tackles in 2006 to lead Notre Dame. Crum was the first Irish player to eclipse the 100 tackle mark since Courtney Watson had 117 in 2003.
- ▶ Crum, Jr. picked up his 41st consecutive start last weekend in the victory over Purdue.
- ▶ His 41 consecutive starts are the longest streak on the team and seventh-longest among current NCAA FBS players
- ▶ Has started every game of his career and all 41 games for the Irish over the past four seasons
- ▶ Only six players enter this weekend with a longer active starting streak than Crum, Jr.'s 41.

2008 Active FBS Consecutive Starts

44	Andrew Hartline, OL, Central Michigan
43	Kraig Urbik, OL, Wisconsin
43	Andrew Gardner, OL, Georgia Tech
42	Dallas Reynolds, OL, BYU
42	Kenneth Fontenette, S, Houston
42	Matt Kroul, DL, Iowa
41	Maurice Crum, LB, Notre Dame
41	Clint Sintim, LB, Virginia
41	Pat Brown, OL, UCF
41	Dan Gerberry, OL, Ball State
40	Jervonte Jackson, DL, Florida Atlantic
40	Ryan McDonald, OL, Illinois
40	Robbie Felix, OL, UTEP

- ▶ Crum, Jr. finished the game against Purdue with six tackles.
- ▶ Crum, Jr. had six tackles, one for loss, including a sack in the season opening victory over San Diego State.
- ▶ Crum, Jr. registered five tackles with another 0.5 tackle for loss in the rout of Michigan.
- ▶ Crum, Jr. had eight tackles, four solo, including a tackle for loss last week against Michigan State.
- ▶ Crum, Jr. finished his career with 36 tackles in four games against the Spartans.
- ▶ Crum, Jr. followed up that effort with a 84 tackle season in 2007 despite battling injuries throughout much of the season.
- ▶ Crum, Jr. is the 17th player in Notre Dame football history to be named captain consecutive years.
- ▶ Crum, Jr. has 266 career stops, needing just 30 tackles to enter Notre Dame's top-10 list for career stops.

Tackles - Career

1.	Bob Crable	521 (1978-81)
2.	Bob Golic	479 (1975-78)
3.	Steve Heimkreiter	398 (1975-78)
4.	Bob Olson	369 (1967-69)
5.	Tony Furjanic	361 (1982-85)
6.	Mike Kovaleski	353 (1983-86)
7.	Ross Browner	340 (1973, 1975-77)
8.	Tom Zbikowski	300 (2004-07)
9.	Brandon Hoyte	297 (2002-05)
10.	Greg Collins	295 (1972-74)
--	Maurice Crum, Jr.	266 (2005-)

- ▶ Crum, Jr. holds Notre Dame's longest active streak in consecutive games played and started (both 41).
- ▶ Crum, Jr. started at outside linebacker as a sophomore, middle linebacker as a junior (both in a 4-3 scheme) and inside linebacker as a senior (in a 3-4 scheme).
- ▶ Crum, Jr. named an honorable mention '08 preseason All-American by *The Sporting News*.
- ▶ Crum, Jr. selected to the '08 Nagurski Trophy Watch List (defensive player of the year) and Lott Award Watch List.

- ▶ Crum, Jr. rated the No. 11 inside linebacker by Phil Steele for '08 and the 11th-best outside linebacker by *Lindy's*.
- ▶ Crum, Jr. named to '08 Chuck Bednarik Award Watch List.
- ▶ Crum, Jr. ranked tied for 28th in the NCAA in 2007 with the three forced fumbles.
- ▶ In 2007, Crum, Jr. added 4.5 tackles for loss, one sack, two interceptions, four passes broken up, and two fumble recoveries.
- ▶ Crum, Jr. was responsible for five turnovers as he intercepted two passes, forced a fumble (that was recovered by a teammate) and recovered two fumbles that he forced.
- ▶ Crum, Jr. received national Defensive Player of the Week award from the Walter Camp Foundation following his performance at UCLA.
- ▶ Crum, Jr. scored first career touchdown when he returned a fumble he forced and returned 35 yards for a score at UCLA.
- ▶ Crum, Jr. became the first Irish player to ever record a pair of forced fumbles, two fumble recoveries and two interceptions in the same game.
- ▶ Crum, Jr. also set a single-game school record with four turnovers forced at UCLA.

SMITH, BRIAN SMITH... INSIDE LINEBACKER

- ▶ Notre Dame sophomore LB **Brian Smith** ranks tied for third on the Irish with 25 tackles.
- ▶ Smith has also registered 2.0 tackles for loss, two fumble recoveries, one forced fumble, one pass breakup and one quarterback hurry.
- ▶ Smith ranks tied for eighth in the nation in fumble recoveries.
- ▶ Smith registered a career-best 10 tackles, including one for loss, and a forced fumble against Michigan State.
- ▶ Smith has started all four games for the Irish, but just once at inside linebacker (Michigan State) as Notre Dame failed to open in nickel for the first time in 2008.
- ▶ Smith is the first sophomore LB to post 10 or more tackles in a single game since Maurice Crum, Jr. had 11 against Navy on Oct. 28, 2006.

DEFENSIVE BACKFIELD

The most improved area on the entire team last year was the play by the Irish secondary. Two of the four starters return from the group that recorded the second-best pass defense in the nation. Notre Dame allowed almost 42 fewer passing yards per game and the passing efficiency of opposing quarterbacks improved from 90th in 2006 to 22nd last year.

Senior **David Bruton** was a major contributor to the success of the Irish secondary in his first season as starter at free safety. The 6-2, 207-pounder proved to be a tremendous addition as he ranked third on the team with 85 tackles and added three interceptions. Bruton recorded at least nine tackles in five games and is the top returning tackler from 2007. Bruton had a spectacular game against Michigan State. He registered a game-high tying 10 tackles. Bruton has posted double-digit tackle games in two of the last three games for the Irish. He had a remarkable game against Michigan. Bruton totaled a career-high tying 15 tackles, 1.5 TFLs, a forced fumble, quarterback hurry and interception. Both of Bruton's forced turnovers occurred either at the Irish five-yard line or just inside. In fact, Bruton forced a third turnover inside the Notre Dame five-yard line when he forced a fumble against San Diego State at the goaline.

Senior **Terrail Lambert** returns for his fifth season and is the most veteran member of the defensive backs. Lambert has started 26 consecutive games at cornerback and has intercepted four passes while totaling 94 tackles over the last three campaigns. Only Crum has started more games on the Irish defense, and no player has played in more games than Lambert over the past three years. Lambert has 20 tackles (13 solo stops) and two pass breakups so far in 2008.

Junior **Raeshon McNeil** has secured the other starting cornerback spot. McNeil has played in 24 games for the Irish and has been used as an extra cornerback and also as an extra safety. He made his fifth career start last week against Purdue and leads Notre Dame with four pass breakups, including two in the victory over Michigan.

Sophomore **Gary Gray** has seen prominent playing time in 2008. Gray missed the entire 2007 season with an injury after enrolling in January 2007 but was highly touted coming out of high school. Gray picked up his first career interception against Michigan and returned it 40 yards. Gray picked up a career-high four tackles last week against Purdue and also added his first career pass breakup.

Freshman **Robert Blanton** made his Irish debut against Michigan

and registered two tackles and one for loss. Blanton continued to make a major impact with a stellar afternoon against Purdue. He recorded five solo tackles, a pass breakup and a 47-yard interception return for touch-down.

Sophomore **Harrison Smith** is listed as the backup to Bruton at free safety, but also has seen significant action at Sam linebacker, including making his first career start against Michigan State. Smith was a highly recruited player from Tennessee who was named the state's player of the year by Gatorade. The former state decathlon champion did not play in his first year with the Irish, but has picked up 12 tackles with 2.0 for loss over the first four games of 2008.

Junior **Sergio Brown** has played in 23 games over the last two seasons primarily on special teams, recording 11 tackles, but has exploded onto the scene in 2008. Brown has started three games for the Irish, as the extra safety in nickel packages, and has registered 10 tackles, six solo, three pass breakups, one quarterback hurry, one fumble recovery, one TFL and a blocked punt.

Replacing All-American Tom Zbikowski is a tall order, but senior **Kyle McCarthy** has done so and then some over his first four games of 2008. McCarthy had played in 25 games and started one (against Navy in 2007), but has taken his game to another level. McCarthy recorded a career-best 14 tackles, including 10 solo stops, in the season opener against San Diego State and came back with 10 tackles against Michigan and nine more against Michigan State. McCarthy ranks tied for 27th in the NCAA in total tackles and 29th in solo stops.

SOMETHING BRUTON IN THE NOTRE DAME SECONDARY

- ▶ Senior FS **David Bruton** will serve as one of three captains of 2008 Irish squad, joining **Maurice Crum Jr.** and **David Grimes**.
- ▶ After recording five tackles in the season opener against San Diego State, Bruton exploded for a career-high tying 15 stops against Michigan.
- ▶ Bruton also forced a fumble against the Wolverines inside the Notre Dame five-yard line.
- ▶ Bruton added an interception midway through the fourth quarter, once again at the five-yard line.
- ▶ Bruton has forced three turnovers this year inside the Irish 6-yard line.
- ▶ Bruton made 10 tackles against Michigan State, eclipsing 10 or more tackles in a single game for the second time in 2008 and fourth time in his career.
- ▶ Bruton ranks tied for 27th in the NCAA in total tackles and 29th in solo stops.
- ▶ Bruton has recorded the second-most career tackles (153) on the team (behind Maurice Crum Jr., 266 tackles).
- ▶ Bruton has appeared in 39 career games and started 15 contests while making 479 special teams appearances.
- ▶ Bruton is still one of the top gunners on the punt coverage unit, as he was during his sophomore and junior seasons.
- ▶ Bruton is the top returning tackler on 2008 roster after ranking third on the team and pacing the secondary in 2007 with 85 tackles.
- ▶ Bruton recorded one sack, 5.5 tackles for loss, three interceptions, three passes broken up, one forced fumble and one fumble recovery a year ago.
- ▶ Bruton was primarily a special teams player in his first two seasons before starting at free safety throughout his junior year in 2007.
- ▶ Bruton is one of two returning starters in the Notre Dame secondary.
- ▶ Bruton was named to the Nagurski Watch List (defensive player of the year) for 2008.
- ▶ Bruton was rated the 12th-best safety in the nation by *Lindy's* and the No. 19 free safety by *Phil Steele* in the '08 preseason.
- ▶ Bruton was named to '08 Jim Thorpe and Nagurski Award Watch List.

KYLE USHERS IN MCCARTHYISM ERA IN SECONDARY

- ▶ Senior SS **Kyle McCarthy** has definitely instilled intense fear amongst Irish opponents through the first three games this season.
- ▶ McCarthy made just his second career start in the season-opening victory over San Diego State, but the Youngstown, Ohio native recorded a career-high 14 tackles, including 10 solo stops.
- ▶ McCarthy backed up the performance with another stingy double-digit tackle effort against Michigan. He totaled 10 stops.
- ▶ McCarthy nearly reached the double-digit tackle plateau for the third straight game last week against Michigan State (finishing the game nine stops).
- ▶ McCarthy ranks 29th in the NCAA FBS in solo tackles (22).

▶ McCarthy is tied for 27th in the NCAA FBS in total tackles (38).

WHAT DOES BROWN DO FOR YOU?

▶ Junior S **Sergio Brown** made his first career start in the season opener against San Diego State. The safety, who saw extensive playing time in the nickel package, set career-highs in tackles (six), tackles for loss (1.0), quarterback hurries (1), pass breakups (2) and even managed a blocked punt.

▶ Brown, again, found himself around the football in the victory over Michigan recording two tackles and one fumble recovery.

BABY BLANTON

▶ Freshman DB **Robert Blanton** became the fifth Irish freshman to ever return an interception for a touchdown last week against Purdue.

▶ Blanton not only recorded his first career interception, but also returned it 47 yards for a touchdown. He became the fifth Notre Dame freshman to ever return an interception for a touchdown.

Irish Freshman With Interception Returns for TD (since 1972)

Robert Blanton	47 yards	Sept. 27, 2008
Brian Smith	25 yards	Oct. 13, 2007
Bobby Leopold	57 yards	Sept. 25, 1976
Randy Harrison	44 yards	Oct. 26, 1974
Drew Mahalic	56 yards	Oct. 14, 1972

▶ First Notre Dame player to return an interception for a touchdown since Brian Smith on Oct. 13, 2007 against Boston College

NOTING THE PURDUE GAME

▶ Purdue won the coin toss and elected to receive. The Irish defended the South end zone.

▶ The game was officially sold out making it the 202nd consecutive sellout at Notre Dame Stadium. Since 1966, every Notre Dame home football game has been a sellout except one - a 1973 Thanksgiving Day game vs. Air Force. The Irish have now played in front of sellouts in 250 of their last 251 home games.



38



21

YOUTH ON SERVE

▶ With Jonas Gray making his first career appearance for Notre Dame, a total of nine true freshmen have seen the field for the Irish this season. Gray joined OC Braxton Cave, LB Steve Filer, WR Michael Floyd, DE Ethan Johnson, TE Kyle Rudolph, DB Robert Blanton, LB Darius Fleming and OG Trevor Robinson.

▶ With Blanton, sophomore WR Golden Tate, sophomore RB Armando Allen and freshman TE Kyle Rudolph's touchdowns, 12 of Notre Dame's 14 touchdowns in 2008 have come from either freshmen or sophomores. Senior WR David Grimes is the lone non-first or second year player to score a touchdown this season.

NOTRE DAME KICKOFF COVERAGE EXCELS ONCE AGAIN

The Irish kickoff coverage entered today's contest ranked third in the NCAA FBS allowing just 14.0 yards per return. Purdue entered the game averaging 31.8 per return - second best in the country. Notre Dame limited the Boilermakers to 13.9 yards per return. In fact, the Irish kept the nation's top kick returner (averaged 40.3 coming into the game), Desmond Tardy, completely out of the mix. He failed to register a single kick return. Kory Sheets, who was 20th at 30.5 per return, managed just 13.9 per return on seven kickoffs.

THIRD QUARTER BAGEL OVER

Notre Dame picked up its first points of the season in the third quarter on Allen's 16-yard touchdown run. The Irish had run a total of 44 plays (over the course of 10 drives) in the third quarter over their first three games without a score. The Irish added two more third quarter touchdowns.

MOVING THE FOOTBALL

Notre Dame's 38 points, including 21 third quarter points, were the most scored in a four quarter (non-overtime) game since the Irish scored 41 against Army on November 18, 2006 at Notre Dame Stadium. Notre Dame's 476 total yards was the most since the 2005 victory at Stanford, when the Irish racked up 663 total yards.

THIRD QUARTER EXPLOSION

▶ Notre Dame entered the halftime lockerroom this afternoon with a modest eight first downs and 180 total yards, including 62 on the ground, but the Irish exploded for 11 first downs, 204 total yards and 90 yards rushing on their three third-quarter scoring drives alone.

▶ The 21 points in the third quarter were the most for Notre Dame in any quarter since the 21 first quarter points against Michigan earlier this season.

▶ The Irish had not scored 21 points in a third quarter since Oct. 22, 2005 against BYU.

▶ Notre Dame managed just 188 total yards in the third quarter of its first three games (no points). The Irish ripped off 204 yards and three touchdowns in Saturday's third quarter alone.

NOTRE DAME RUNNING ATTACK AWAKENS

The Irish entered today's game with 234 yards rushing over their first three games of the season combined (ranked 111th in the nation at 78.00 per game). Notre Dame racked up 201 yards on 40 carries against the Boilermakers. The 201 yards rushing are the most for the Irish since the rushing attack picked up 220 against Duke on November 17, 2007 at Notre Dame Stadium

CHECKING THE WEIS ERA RECORD BOOK

▶ The 24-second half points ties for the tenth most in a half under Weis (2005 at Washington and 2005 at Stanford).

▶ The 21-point third quarter also ties for second most for a Weis coached team. The Irish also scored 21 this season against Michigan in the 1st quarter. Those performances trail only the 28-point second quarter at Pittsburgh in 2005, Weis' first game at the helm of the Irish.

▶ The 201 rushing yards marked the ninth best total under Weis and gives Notre Dame its ninth 200-plus performance under the current head coach.

▶ The Irish averaged 5.0 yards per rush (40 rushes, 201 yards), which checks in tied for sixth in the Weis years.

▶ Jimmy Clausen's three touchdown passes tied for the seventh most under Weis.

▶ The Irish also held on to the football with 35:26 time of possession which is seventh-best for a Weis squad.

▶ The ability to stay on offense was evidenced by the Irish going 3-for-4 on fourth down attempts. This tied for the fourth most fourth down conversions for a Weis team.

IN THE PURDUE SERIES

▶ The interception return for freshman DB Robert Blanton was the first for an Irish player against Purdue since Vontez Duff returned an INT 33 yards for a score on Sept. 7, 2002 (ironically enough, all three Irish touchdowns that afternoon we scored by the defense).

▶ Blanton's pick six was the 38th interception return for touchdown by a Notre Dame player since 1980, with six of those coming against the Boilermakers.

IRISH MISCELLANEOUS NOTES

TICKETS AVAILABLE FOR 2008 FOOTBALL KICKOFF LUNCHEONS

Tickets are now on sale for the 2008 Notre Dame Kickoff Luncheons held the Friday prior to each Irish home football game. The luncheons feature Notre Dame head coach Charlie Weis, Irish players and assistant coaches, plus special guests and other attractions.

Tickets are \$18 each, with a handling fee of \$3 (payment may be made with one check for more than one luncheon). There are 10 seats per table — and if you wish to sit as a group at the same table with other guests, please return all reservations in one envelope.

Checks should be made payable to "University of Notre Dame" and mailed to: Athletics Business Office, 112 Joyce Center, Notre Dame, IN 46556. Telephone and credit card reservations are not accepted.

A printed reservation form also is available on Notre Dame's athletics web site at www.und.com.

The luncheons are held in the Joyce Center fieldhouse (north dome) on the Notre Dame campus, with a noon (ET) start. Be aware that advance reservations are required for tickets, and tickets are not routinely available at the door.

PEP RALLIES

All 2008 pep rallies will be held in the Joyce Center Arena (south dome), unless moved inside Notre Dame Stadium, on Fridays before Saturday home games, beginning at 6 p.m. (ET). The Irish squad enters the arena at 6:30 p.m.

TEAM ECLIPSES 3.0 GPA FOR SIXTH STRAIGHT SEMESTER

Members of the 2007-08 Notre Dame football team combined to post a semester grade-point average above 3.0 during the '08 spring semester, marking the sixth straight semester (and the first six times in recorded history) that the Irish football team has topped the 3.0 GPA level as a group.

Fifty-four of the 104 players registered at least a 3.0 mark for the '08 spring semester and 53 members of the team currently have a cumulative GPA of at least a 3.0.

Fourteen members of the team earned a place on the Dean's List and the team's current cumulative GPA is over 3.0.

Statistics for the semester cumulative GPAs of the football team were not kept prior to 1992, but before Weis' arrival in 2005, the previous best semester cumulative GPA was 2.911. Beginning with the '05 fall semester, the Irish football team has recorded over a 3.0 combined GPA in each semester.

Weis' first team in 2005 surpassed the 3.0 mark for the first time ever with a 3.044 combined GPA in the fall semester of '05. At that time, that marked the highest figure ever attained by the football team. Then, the Notre Dame players followed that up with a combined and unprecedented 3.072 mark in the spring semester of '06.

The fall semester of '06 saw the Irish football team post a 3.041 cumulative GPA and 61 of the 104 players achieved at least a 3.0 during that semester. In the spring of '07, Irish players improved on that and recorded a 3.043 combined GPA.

NOTRE DAME, NBC EXTEND FOOTBALL CONTRACT THROUGH 2015

The University of Notre Dame and NBC Sports have reached agreement on a new five-year contract giving NBC the rights to televise Irish home football games from 2011 to 2015, extending the partnership between the University and network to 25 years.

A joint announcement of the extension was made on June 19 by NBC Sports & Olympics chairman Dick Ebersol, NBC Sports president Ken Schanzer and Notre Dame's president, Rev. John I. Jenkins, C.S.C.

Each season from 2011 to 2015, NBC will televise seven games at Notre Dame Stadium and an additional eighth off-site game airing in prime time.

Revenues from the NBC contract have played a key role in Notre Dame's financial aid endowment since the start of the relationship in 1991. University officers decided then to use a portion of the football television contract revenue for undergraduate scholarship endowment (not athletic scholarships). To date, some 2,400 Notre Dame undergraduate students have received nearly \$26 million in aid.

The University also has committed NBC revenues to endow doctoral fellowships in its Graduate School and MBA scholarships in its Mendoza College of Business.

The revenue generated through the NBC contract is a primary reason why Forbes magazine has recognized the substantial financial contributions made by Irish athletics to the University's academic enterprise. In a 2007 survey, Forbes reported that the Notre Dame football program returns \$21.1 million to academic initiatives, a total that is more than the survey's next five programs combined.

NBC has been televising Irish home games since 1991, and this marks the fifth of a series of five-year agreements with Notre Dame. The original agreement covered the seasons from 1991 through 1995. The first five-year extension (announced in 1994) covered 1996 to 2000, the second extension (announced in May '97) covered 2001 to 2005, and the third extension (announced in December '03) covered 2006 to 2010.

NOTRE DAME AND ISP JOIN TO PRODUCE FOOTBALL RADIO NETWORK

The University of Notre Dame and ISP Sports, have approved a new, 10-year business partnership in which ISP will become the new exclusive national rights-holder for Notre Dame football radio broadcasts.

The Notre Dame-ISP relationship will begin with the 2008 season and extend through the 2017 season -- with ISP managing, producing and syndicating Notre Dame's national football radio network.

ISP, the largest collegiate-only sports marketing firm in the country, represents athletics marketing and multi-media rights for more than 40 Division I-A universities, five major conferences (including two Bowl Championship Series conferences, the BIG EAST Conference and the Atlantic Coast Conference) and two postseason football bowl games.

ISP takes over for Westwood One, which had held Irish football radio rights since 1968, originally as the Mutual Broadcasting Company.

ISP has named Ron Murphy the general manager for the Notre Dame ISP Sports Network. Murphy brings over 30 years of advertising sales and management experience, having worked for several notable companies such as CBS, Yankee Entertainment and Sports (Y.E.S.) and FOX Sports Net.

Murphy joins ISP's team of more than 250 professional sales people dedicated to the collegiate market, with relationships with more than 800 radio stations (and more than 100 television stations) around the country.

Headquartered in Winston-Salem, N.C., ISP has nearly 50 sales offices around the country. Sutton founded the company in 1992. Among ISP clients are seven ACC athletic programs (Boston College, Clemson, Florida State, Georgia Tech, Miami, Virginia Tech, Wake Forest), five from the BIG EAST (Cincinnati, Pittsburgh, South Florida, Syracuse, Villanova), five from the Southeastern Conference (Alabama, Auburn, Georgia, South Carolina, Vanderbilt) and three from the Pacific-10 Conference (California, UCLA, Washington). In 2007, the BIG EAST Conference and ISP announced a six-year agreement involving virtually all conference marketing and sales.

Notre Dame remains the only college football program to have its games broadcast on a truly national radio network of linear stations. Joe Boland, former sports director at WSBT in South Bend, originated the Irish Football Network in 1948. In 1956, the Mutual Broadcasting System first carried Notre Dame games on approximately 560 stations. From 1958-67, the ABC Radio Network carried Irish games on a similar-sized network. Mutual began carrying Notre Dame games again in 1968 (that year with 253 affiliates). Mutual eventually became Westwood One (now a publicly held company managed and partly owned by CBS Radio).

IRISH ATHLETICS TEAM WITH WSBT RADIO GROUP

The University of Notre Dame athletics department has partnered with the WSBT Radio Group for the next six years (2008-09 through 2013-14), making WSBT the radio home of Notre Dame football, men's basketball, and hockey in the South Bend market.

WSBT Radio Group will be the designated exclusive local radio partner for Notre Dame football network broadcasts, with those games carried on NewsTalk 960 WSBT-AM as well as on Sunny 101.5 FM. Irish football games are originated by the ISP Notre Dame Radio Network, a national listings of stations around the country.

In addition, WSBT Radio Group will carry the Notre Dame Football Friday Live Show on Cat country 99.9 FM, the Notre Dame Football Postgame Show home and away on Sunny 101.5 FM - and the Notre Dame Football Coaches Shows on NewsTalk 960 WSBT-AM (on weeknights during the season). All three of those shows are produced by NDSP.

NewsTalk 960 WSBT-AM also will originate the annual Blue-Gold spring football game.

YOUNG RECEIVED HARVEY G. FOSTER AWARD

Bryant Young, a 1994 Notre Dame graduate and former Irish and professional football player, received the Harvey G. Foster Award during a halftime ceremony at the Notre Dame-San Diego State game Sept. 6. The Foster Award is given annually to a Notre Dame graduate distinguished for athletic endeavors and community service.

An All-American defensive tackle for the Irish, Young played for 13 years with the San Francisco 49ers before retiring last year with 89 career sacks. His NFL accolades include Defensive Rookie of the Year, four Pro-Bowl and All-Pro honors, selection to the 1990s All-Decade Team and Comeback Player of the Year after suffering a potentially career-ending leg injury in 1999. Last year, Young's teammates voted him the winner of the Len Eshmont Award, the team's most prestigious honor for inspirational and courageous play, for a record eighth time. No other player in 49ers history has won the award more than twice.

Young and his wife, Kristin (also a 1994 Notre Dame graduate), established the Young Dreams Foundation, which benefits youth organizations in San Francisco and Chicago. The supports summer youth football camps and college tuition for San Francisco Bay-area students.

In addition, the Youngs have established several scholarships at Notre Dame for San Francisco and Chicago students.

For his philanthropic efforts, Young was named USA Today's Most Caring Athlete in 2000 and was nominated as one of the 10 Most Influential African-Americans in the Bay area.

ROCKNE AND YONTO

They represent two of the most storied names in Fighting Irish annals when it comes to coaching football at Notre Dame.

That Irish football family lost two individuals with major connections to the University's coaching tree late this past summer with the deaths of Jack Rockne and Joe Yonto.

Rockne was the last remaining child of legendary Irish coach Knute Rockne. A long-time South Bend resident, Jack had been closely involved with Notre Dame athletics in recent years through the athletic department's Rockne Heritage Fund. Though never associated with football the way his famous father was, he had been a frequent fan at Irish home games of late. In 2006 he received an honorary monogram from the Notre Dame Monogram Club in recognition of his contributions and dedication to the University.

Yonto made his name as the long-time Notre Dame defensive line coach, beginning in 1964 when Ara Parseghian came to town and continuing on Dan Devine's staff and several years under Lou Holtz. When he wasn't coaching on the field, he worked under athletics directors Gene Corrigan and Dick Rosenthal as a special assistant to the athletics director while helping administer the football program. Yonto coached a glossy list of All-Americans and first-round NFL draft picks, including the likes of Alan Page, Mike McCoy, Walt Patulski and Ross Browner. Rockne and Yonto.

They were loyal sons of Notre Dame. They will be missed.

-- John Heisler

TWO-SPORT STANDOUTS

Following a long tradition of Notre Dame two-sport athletes, the trio of junior P **Eric Maust**, senior QB **Evan Sharpley** and sophomore WR **Golden Tate** -- all of whom made major contributions for the Irish baseball squad this past spring -- will again suit up for the Notre Dame football team in 2008.

Maust (Alpharetta, Ga.) filled in at punter during the 2007 season and averaged a team-high 42.1 yards on 21 punts, landing nine inside the 20 with only one touchback. He enters the 2008 season as the starting punter for the Irish. On the diamond, Maust served as the Irish Sunday starter, went 6-3 with a 4.52 earned-run average. He was named to the BIG EAST honor roll on two separate occasions during the season and was awarded all-BIG EAST second team.

Sharpley (Marshall, Mich.) had a breakout spring season in baseball. After spending most of the previous two springs with the Irish football squad, Sharpley turned his attention to baseball almost exclusively and the development was evident. He led the Irish in home runs (13) and slugging percentage (.691). Sharpley is the first Notre Dame player to ever throw multiple touchdown passes and hit a home run in the same academic year. He was named BIG EAST Player of the Week on March 24 after carrying Notre Dame to a sweep over Georgetown.

Tate (Hendersonville, Tenn.) saw action in 18 games (started nine) for the Irish baseball squad. He batted .262 with three doubles and four RBI. Tate also swiped three bases in five attempts. While Tate's participating in spring football somewhat hindered his playing time, his incredible athletic ability did not go unnoticed. None more evident than when he scored from first base, standing and without a throw, on a single to right field against Lehigh.

NEW SCHOLARSHIPS

Former Notre Dame walk-on and current senior OC **Thomas Bemenderfer** was elevated to scholarship status prior to the start of the 2008 season, as was junior P **Eric Maust** and senior CB **Mike Anello**.

Anello (Orland Park, Ill.) earned the scholarship following a sensational 2007 season. Anello was a starting gunner on the punt coverage team and tallied six tackles. He is currently involved in many of the special teams units for the 2008 season. Anello owns a 3.93 cumulative grade-point average (GPA), qualifying him for the dean's list, and is a finance major in Notre Dame's Mendoza College of Business.

Bemenderfer (Mishawaka, Ind.) earned a scholarship for the second straight season. He began his college career as a scholarship ath-

lete at Northwestern University before transferring to Notre Dame for the 2006-07 school year. He is currently listed as the backup center. A member of the dean's list, Bemenderfer is enrolled in pre-professional studies in the College of Science and has a 3.762 GPA.

Maust (Alpharetta, Ga.) filled in at punter during the 2007 season and averaged a team-high 42.1 yards on 21 punts, landing nine inside the 20 with only one touchback. A junior from Atlanta, Ga., Maust enters the 2008 season as the starting punter for the Irish. He is also one of the top pitchers for Notre Dame's baseball team and recorded a 6-3 record last season. Maust is enrolled in the Mendoza College of Business, majoring in finance, and owns a 3.153 GPA.

FRESHMAN WALK-ONS

Notre Dame's freshman class includes 23 scholarship players and four walk-ons: quarterback **Nate Montana** (who will be sharing No. 16), OL **Carl Brophy** (who will be wearing No. 69), **Mike Hernandez** (who will be wearing No. 65) and **Dennis Mahoney** (who will be wearing No. 71). Montana is the son of former Notre Dame quarterback and four-time NFL Super Bowl MVP Joe Montana. Brophy attended Gonzaga Preparatory School as did his sister Annie, a junior member of the Irish women's golf team. She became first outright BIG EAST medalist in Notre Dame program history.

SIRIUS TO BE EXCLUSIVE INTERNET RADIO BROADCASTER

SIRIUS XM Radio (NASDAQ: SIRI), the Official Satellite Radio Partner of the University of Notre Dame, announced Sept. 2 that, starting this season, SIRIUS will offer Fighting Irish football and basketball games on SIRIUS Internet Radio (SIR), the Internet version of the SIRIUS radio service. SIRIUS Internet Radio will be the exclusive online home of every Notre Dame regular season football game and will also carry every Fighting Irish regular season basketball game live.

It marks the first time that radio broadcasts of live sporting events are available on the SIRIUS Internet Radio platform.

SIRIUS Internet Radio is the Internet version of the SIRIUS radio service, available without the use of a radio to current SIRIUS subscribers, or for the monthly subscription fee of \$12.95. SIRIUS Internet Radio delivers more than 80 channels of talk, entertainment, sports, and 100% commercial free music in CD-quality sound.

SIRIUS, which has aired Notre Dame sports since 2004, will also continue to broadcast the university's football and basketball games nationwide on the SIRIUS radio service. All Notre Dame games air on The Catholic Channel, SIRIUS channel 159.

The Notre Dame football broadcasts are produced by ISP on the Notre Dame Radio Network.

NOTRE DAME FOOTBALL FRIDAY LIVE

Every Friday night before a home game Notre Dame Football Friday Live is broadcast from Waterford Estates Lodge on SR 933 North of the Notre Dame campus from 8-9 pm on Cat Country 99.9 FM. Jack Nolan will host the show with former consensus Irish All-American Mirko Jurkovic. The show features live interviews with big names from Notre Dame football lore. The show can also be heard live on www.und.com.

**Notre Dame Player
Career Highs**

JAMES ALDRIDGE

Season	
Carries	9, Michigan (9.13)
Rushing Yards	34, Purdue (9.27)
Longest Rush	17, Purdue (9.27)
Receptions	--
Receiving Yards	--
Longest Reception	--

Career

Carries	32, vs. Navy (11.3.07)
Rushing Yards	125, vs. Navy (11.3.07)
Longest Rush	43, vs. Michigan State (9.22.07)
Receptions	3, at UCLA (10.6.07)
Receiving Yards	18, at UCLA (10.6.07)
Longest Reception	11, at UCLA (10.6.07)

ARMANDO ALLEN

Season	
Carries	17, Purdue (9.27)
Rushing Yards	134, Purdue (9.27)
Longest Rush	21, three times
Rushing TDs	1, Purdue (9.27)
Receptions	5, at MSU (9.20)
Receiving Yards	20, at MSU (9.20)
Longest Reception	13, at MSU (9.20)
Receiving TDs	--
Longest Kickoff Return	53, at MSU (9.20)
Kickoff Return Yards	147, at MSU (9.20)
Kickoff Returns	5, at MSU (9.20)
Longest Punt Return	22, San Diego State (9.6)
Punt Return Yards	35, San Diego State (9.6)
Punt Returns	3, at MSU (9.20)
Most All-Purpose Yards	247, Purdue (9.27)

Career

Carries	17, Purdue (9.27.08)
Rushing Yards	134, Purdue (9.27.08)
Longest Rush	21, three times
Rushing TDs	1, Purdue (9.27.08)
Receptions	6, at Penn State (9.8.07)
Receiving Yards	38, at Penn State (9.8.07)
Longest Reception	16, vs. Navy (11.3.07)
Receiving TDs	1, vs. Air Force (11.10.07)
Longest Kickoff Return	53, at MSU (9.20.08)
Kickoff Return Yards	147, at MSU (9.20.08)
Kickoff Returns	5, twice
Longest Punt Return	22, San Diego State (9.6.08)
Punt Return Yards	35, San Diego State (9.6.08)
Punt Returns	3, at MSU (9.20.08)
Most All-Purpose Yards	247, Purdue (9.27.08)

MIKE ANELLO

Season/Career	
Tackles	4, San Diego State (9.6)
Forced Fumble	1, Michigan (9.13)
Fumble Recovery	1, Michigan (9.13)

SERGIO BROWN

Season/Career	
Tackles	6, San Diego State (9.6)
TFL	1.0, San Diego State (9.6)
PBUs	2, San Diego State (9.6)
QB Hurries	1, San Diego State (9.6)
Blocked Punt	1, San Diego State (9.6)
Fumble Recovery	1, Michigan (9.13)

JUSTIN BROWN

Season	
Tackles	4, Michigan (9.13)
TFL	2.0, Michigan (9.13)
PBUs	--
Sacks	--

Career

Tackles	8, at Michigan (9.15.07)
TFL	9, Michigan (9.13.08)
PBUs	1, vs. UNC (11.4.06)
Sacks	1.0, vs. Navy (10.28.06)

DAVID BRUTON

Season	
Tackles	15, Michigan (9.13)
TFL	1.5, Michigan (9.13)
Sacks	--
PBUs	1, twice
Fumble Recovery	1, San Diego State (9.6)
Forced Fumbles	1, twice
Interceptions	1, Michigan (9.13)
Longest INT Return	39, Michigan (9.13)
Blocked Punt	--

Career

Tackles	15, twice
TFL	2.0, vs. Ga. Tech (9.1.07)
Sacks	1.0, vs. Ga. Tech (9.1.07)
PBUs	1, four times
Fumble Recovery	1, twice
Forced Fumbles	1, three times
Interceptions	1, four times
Longest INT Return	39, Michigan (9.13.08)
Blocked Punt	1, vs. USC (10.20.07)

JIMMY CLAUSEN

Season	
Carries	5, twice
Rushing Yards	8, Purdue (9.27)
Longest Rush	7, Purdue (9.27)
Pass Attempts	41, at MSU (9.20)
Pass Completions	24, at MSU (9.20)
Passing Yards	275, Purdue (9.27)
Longest Completion	60, Michigan (9.13)
Passing TDs	3, twice
Rushing TDs	--
Interceptions	2, three times

Career

Carries	10, twice
Rushing Yards	12, vs. Duke (11.17.07)
Longest Rush	11, vs. Duke (11.17.07)
Pass Attempts	41, at MSU (9.20.08)
Pass Completions	24, at MSU (9.20.08)
Passing Yards	275, Purdue (9.27.08)
Longest Completion	60, Michigan (9.13.08)
Passing TDs	3, four times
Rushing TDs	1, twice
Interceptions	2, four times

MAURICE CRUM, JR.

Season	
Tackles	8, at MSU (9.20)
TFL	1.0, twice
QB Hurries	--
Sacks	1.0, San Diego State (9.6)
Interceptions	--
PBUs	--
Interceptions	--
Forced Fumbles	--
Fumble Recoveries	--
Longest INT Return	--
Longest Fumble Return	--
Fumble Return TD	--

Career

Tackles	16, vs. Michigan State (9.22.07)
TFL	3.0, twice
QB Hurries	1, five times
Sacks	1.0, six times
Interceptions	2, at UCLA (10.6.07)
PBUs	2, at UCLA (10.6.07)
Interceptions	2, at UCLA (10.6.07)
Forced Fumbles	2, at UCLA (10.6.07)
Fumble Recoveries	2, at UCLA (10.6.07)
Longest INT Return	33, at UCLA (10.6.07)
Longest Fumble Return	34, at UCLA (10.6.07)
Fumble Return TD	34, at UCLA (10.6.07)

MICHAEL FLOYD

Season/Career	
Receptions	7, at MSU (9.20)
Receiving Yards	100, Purdue (9.27)
Longest Reception	38, Purdue (9.27)
Receiving TDs	1, twice

DAVID GRIMES

Season	
Receptions	5, San Diego State (9.6)
Receiving Yards	65, Purdue (9.27)
Longest Reception	30, Purdue (9.27)
Receiving TDs	1, twice
Longest Kickoff Return	--
Kickoff Return Yards	--
Kickoff Returns	--
Punt Return Yards	--
Punt Returns	--
Longest Punt Return	--

Career

Receptions	8, vs. UCLA (10.21.06)
Receiving Yards	79, vs. UCLA (10.21.06)
Longest Reception	36, vs. Navy (10.28.06)
Receiving TDs	1, six times
Longest Kickoff Return	50, vs. UNC (11.4.06)
Kickoff Return Yards	145, vs. Michigan (9.16.06)
Kickoff Returns	6, vs. Michigan (9.16.06)
Punt Return Yards	17, vs. Navy (11.12.05)
Punt Returns	1, vs. Navy (11.12.05)
Longest Punt Return	17, vs. Navy (11.12.05)

Notre Dame Player
Career Highs

RAY HERRING

Season
Tackles --
PBUs --
Fumble Recovery --
QB Hurries 1, Michigan (9.13)

Career

Tackles 9, vs. Stanford (10.7.06)
PBUs 1, vs. Purdue (9.30.06)
Fumble Recovery 1, vs. Army (11.18.06)
QB Hurries 1, Michigan (9.13.08)

ROBERT HUGHES

Season
Carries 19, Michigan (9.13)
Rushing Yards 79, Michigan (9.13)
Longest Rush 18, Michigan (9.13)
Rushing TDs 2, Michigan (9.13)
Longest Kickoff Return --
Kickoff Return Yards --
Kickoff Returns --
Receptions 3, San Diego State (9.6)
Receiving Yards 32, San Diego State (9.6)
Longest Reception 14, San Diego State (9.6)

Career

Carries 19, Michigan (9.13.08)
Rushing Yards 136, at Stanford (11.24.07)
Longest Rush 45, at Stanford (11.24.07)
Rushing TDs 2, Michigan (9.13.08)
Longest Kickoff Return 15, Michigan State (9.22.07)
Kickoff Return Yards 15, Michigan State (9.22.07)
Kickoff Returns 2, vs. Ga. Tech (9.1.07)
Receptions 3, San Diego State (9.6.08)
Receiving Yards 32, San Diego State (9.6.08)
Longest Reception 14, San Diego State (9.6.08)

DUVAL KAMARA

Season
Receptions 1, three times
Receiving Yards 28, San Diego State (9.6)
Longest Reception 28, San Diego State (9.6)
Receiving TDs 1, Michigan (9.13)

Career

Receptions 6, twice
Receiving Yards 93, at Stanford (11.24.07)
Longest Reception 35, at Stanford (11.24.07)
Receiving TDs 2, vs. Navy (11.3)

PAT KUNTZ

Season
Tackles 6, Purdue (9.27)
TFL 1.0, Michigan (9.13)
Sacks --
Fumble Recoveries --
PBUs --

Career

Tackles 8, twice
TFL 1.0, three times
Sacks 0.5, at Air Force (11.11.06)
Fumble Recoveries 1, at Navy (10.28.06)
PBUs 2, three times

TERRAIL LAMBERT

Season
Tackles 8, at MSU (9.20)
TFL --
Interceptions --
Longest INT Return --
PBUs 2, San Diego State (9.6)
Fumble Recoveries --
Fumbles Forced --

Career

Tackles 11, vs. Purdue (9.30.06)
TFL 1.0, vs. Purdue (9.30.06)
Interceptions 2, at MSU (9.23.06)
Longest INT Return 27, at MSU (9.23.06)
PBUs 2, San Diego State (9.6.08)
Fumble Recoveries 1, at Air Force (11.11.06)
Fumbles Forced 1, vs. Purdue (9.30.06)

ERIC MAUST

Season
Punts 6, Michigan (9.13)
Punt Yards 263, Michigan (9.13)
Punt Average (min. 3) 43.8, Michigan (9.13)
Long Punt 54, Purdue (9.27)
50+ Punts 2, Michigan (9.13)
Inside 20 2, three times

Career

Punts 6, Michigan (9.13.08)
Punt Yards 263, Michigan (9.13.08)
Punt Average 44.0, at Purdue (9.29.07)
Long Punt 54, Purdue (9.27.08)
50+ Punts 2, Michigan (9.13.08)
Inside 20 3, at Stanford (11.24.08)

KYLE MCCARTHY

Season
Tackles 14, San Diego State (9.6)
TFL 0.5, San Diego State (9.6)

Career

Tackles 14, San Diego State (9.6.08)
TFL 0.5, San Diego State (9.6.08)
Forced Fumbles 1, Duke (11.17.07)
PBUs 1, Duke (11.17.07)
Interceptions 1, at Purdue (9.29.07)
Longest INT Return 0, at Purdue (9.29.07)

KERRY NEAL

Season
Tackles 3, twice
QB Hurries 1, San Diego State (9.6)
TFL 1.0, Purdue (9.27)
Sacks --
Fumble Recovery --
Longest Fumble Return --
Interceptions 1, San Diego State (9.6)
Longest INT Return 2, San Diego State (9.6)

Career

Tackles 3, seven times
QB Hurries 1, twice
TFL 1.0, three times
Sacks 1.0, twice
Fumble Recovery 1, twice
Longest Fumble Return 11, at UCLA (10.6.07)
Interceptions 1, San Diego State (9.6.08)
Longest INT Return 2, San Diego State (9.6.08)

ROBBY PARRIS

Season
Receptions 4, at MSU (9.20)
Receiving Yards 22, at MSU (9.20)
Longest Reception 12, at MSU (9.20)
Receiving TDs --

Career

Receptions 7, at Purdue (9.29.07)
Receiving Yards 94, vs. Boston College (10.13.07)
Longest Reception 35, at Penn State (9.8.07)
Receiving TDs 1, vs. Boston College (10.13.07)

KYLE RUDOLPH

Season/Career
Receptions 3, Purdue (9.27)
Receiving Yards 32, Purdue (9.27)
Longest Reception 19, Purdue (9.27)
Receiving TDs 1, Purdue (9.27)

JOHN RYAN

Season
Tackles 1, three times
TFLs --
PBUs 2, San Diego State (9.6)
Sacks --
QB Hurries 1, twice
Fumble Recovery 1, at MSU (9.20)

Career

Tackles 7, at Michigan (9.15.07)
TFLs 2.0, at Purdue (9.29.07)
PBUs 2, San Diego State (9.6.08)
Sacks 1.0, twice
QB Hurries 1, four times
Fumble Recovery 1, at MSU (9.20.08)

ASAPH SCHWAPP

Season
Carries --
Rushing Yards --
Receptions --
Receiving Yards --
Longest Reception --

Career

Carries 8, vs. BYU (10.22.05)
Rushing Yards 27, vs. BYU (10.22.05)
Receptions 2, twice
Receiving Yards 22, vs. Boston College (10.13.07)
Longest Reception 15, vs. Boston College (10.13.07)

**Notre Dame Player
Career Highs**

EVAN SHARPLEY

Season

Carries	--
Rushing Yards	--
Longest Rush	--
Pass Attempts	--
Pass Completions	--
Passing Yards	--
Longest Completion	--
Passing TDs	--

Career

Carries	10, twice
Rushing Yards	3, vs. Navy (11.3.07)
Longest Rush	13, vs. Navy (11.3.07)
Pass Attempts	33, vs. USC (10.20.07)
Pass Completions	17, twice
Passing Yards	208, at Purdue (9.29.07)
Longest Completion	43, at Purdue (9.29.07)
Passing TDs	2, twice

BRIAN SMITH

Season

Tackles	10, at MSU (9.20)
QB Hurries	1, San Diego State (9.6)
TFL	1.0, twice
Sacks	--
Interceptions	--
Longest INT Return	--
INT Return TD	--
Forced Fumbles	1, at MSU (9.20)
Fumble Recoveries	2, Michigan (9.13)
PBUs	1, Michigan (9.13)
Longest Fumble Return	35, Michigan (9.13)
Fumble Return TD	1, Michigan (9.13)

Career

Tackles	10, at MSU (9.20.08)
QB Hurries	1, three times
TFL	1.0, four times
Sacks	1.0, at UCLA (10.6.07)
Interceptions	1, vs. Boston College (10.13.07)
Longest INT Return	25, vs. Boston College (10.13.07)
INT Return TD	25, vs. Boston College (10.13.07)
Forced Fumbles	1, at MSU (9.20.08)
Fumble Recoveries	2, Michigan (9.13.08)
PBUs	1, Michigan (9.13.08)
Longest Fumble Return	35, Michigan (9.13.08)
Fumble Return TD	1, Michigan (9.13.08)

HARRISON SMITH

Season/Career

Tackles	6, at MSU (9.20)
TFL	1.0, twice
PBUs	1, Purdue (9.27)

GOLDEN TATE

Season

Carries	1, at MSU (9.20)
Rushing Yards	24, at MSU (9.20)
Longest Rush	24, at MSU (9.20)
Receptions	6, San Diego State (9.6)
Receiving Yards	127, Michigan (9.13)
Longest Reception	60, Michigan (9.13)
Receiving TDs	1, three times
Longest Kickoff Return	28, San Diego State (9.6)
Kickoff Return Yards	57, Michigan (9.13)
Kickoff Returns	3, Michigan (9.13)
Most All-Purpose Yards	185, Michigan (9.13)

Career

Carries	1, twice
Rushing Yards	24, at MSU (9.20.08)
Longest Rush	24, at MSU (9.20.08)
Receptions	6, San Diego State (9.6.08)
Receiving Yards	127, Michigan (9.13.08)
Longest Reception	60, Michigan (9.13.08)
Receiving TDs	1, four times
Longest Kickoff Return	40, at Michigan (9.15.07)
Kickoff Return Yards	133, at Michigan (9.15.07)
Kickoff Returns	5, at Michigan (9.15.07)
Most All-Purpose Yards	185, Michigan (9.13.08)

BRANDON WALKER

Career

Field Goals	2, at UCLA (10.6.07)
Longest FG	48, at UCLA (10.6.07)

GEORGE WEST

Season

Carries	--
Rushing Yards	--
Rushing TDs	--
Receptions	--
Receiving Yards	--
Longest Reception	--
Longest Kickoff Return	--
Kickoff Return Yards	--
Kickoff Returns	--
Punt Return Yards	3, Michigan (9.13)
Punt Returns	1, Michigan (9.13)
Longest Punt Return	3, Michigan (9.13)
Most All-Purpose Yards	3, Michigan (9.13)

Career

Carries	1, vs. Purdue (9.30.06)
Rushing Yards	11, vs. Purdue (9.30.06)
Rushing TDs	1, vs. Purdue (9.30.06)
Receptions	4, twice
Receiving Yards	37, at Purdue (9.29.07)
Longest Reception	20, vs. Ga. Tech (9.1.07)
Longest Kickoff Return	33, at Ga. Tech (9.2.06)
Kickoff Return Yards	71, at MSU (9.23.06)
Kickoff Returns	3, at MSU (9.23.06)
Punt Return Yards	15, vs. UNC (11.4.06)
Punt Returns	2, vs. UNC (11.4.06)
Longest Punt Return	10, vs. UNC (11.4.06)
Most All-Purpose Yards	46, vs. Duke (11.17.07)

IAN WILLIAMS

Season

Tackles	6, at MSU (9.20)
TFL	--

Career

Tackles	11, vs. Navy (11.3.07)
TFL	1.0, vs. Air Force (11.10.07)

WILL YEATMAN

Season

Receptions	1, twice
Receiving Yards	4, San Diego State (9.6)
Longest Reception	4, San Diego State (9.6)

Career

Receptions	3, vs. USC (10.20.07)
Receiving Yards	14, vs. USC (10.20.07)
Longest Reception	10, vs. Ga. Tech (9.1.07)

The Last Time

NOTRE DAME

RUSHING

Had 400 or more yards:at Boston College, 1996 (426)
 Had 300 or more yards:at Stanford, 2003 (320)
 Had 70 or more rushing attempts:vs. Michigan State, 1991 (76)
 Had 60 or more rushing attempts:vs. Navy, 2007 (63)
 Had 50 or more rushing attempts:at Stanford, 2005 (50)
 Had six or more rush TDs:vs. Navy, 1996 (6)
 Had five or more rush TDs:at USC, 2000 (5)
 Had four or more rush TDs:vs. Navy, 2007 (4)
 Had two players with 100 rush yards in a game:vs. Stanford, 2002
(Rashon Powers-Neal 108, Ryan Grant 103)

PASSING

Had 500 or more yards:.....at USC, 1970 (526)
 Had 400 or more yards:at Stanford, 2005 (432)
 Had 300 or more yards:at Purdue, 2007 (377)
 Had 40 or more pass attempts:at MSU, 2008 (41)
 Had 30-39 pass attempts:vs. Purdue, 2008 (35)
 Had 25-29 pass completions:vs. UCLA, 2006 (27)
 Had 20-24 pass completions:vs. Purdue, 2008 (20)
 Had six passing TDsvs. BYU, 2005 (6)
 Had five passing TDs:at Michigan State, 2006 (5)
 Had four passing TDs:at Air Force, 2006 (4)
 Had three passing TDs:vs. Purdue, 2008 (3)
 Had five passes intercepted:vs. USC, 1967 (7)
 Had four passes intercepted:at Purdue, 2003 (4)
 Had three passes intercepted:vs. Michigan, 2006 (3)

RECEIVING

Had two players with 100 receiving yards in a game:
at Michigan State, 2006 (John Carlson - 121, Jeff Samardzija - 113)

 Had a player with over 150 receiving yards in a game:
vs. North Carolina, 2006 (Jeff Samardzija - 177)

 Had two players with 10 catches in a game:
vs. BYU, 2005 (Maurice Stovall - 14, Jeff Samardzija - 10)

COMBINATION OFFENSE

Had a 200-yard passer and 100-yard rusher in a game:
vs. Purdue, 2008 (Jimmy Clausen - 275, Armando Allen - 134)

 Had a 100-yard receiver and 100-yard rusher in a game:
vs. Purdue, 2008 (Michael Floyd - 100 rec, Armando Allen - 134 rush)

TOTAL OFFENSE

Had 600 or more yards total offense:at Stanford, 2005 (663)
 Had 500-599 yards total offense:vs. Navy, 2005 (505)
 Had 400-499 yards total offense:vs. Purdue, 2008 (476)
 Had 85 or more plays total offense:vs. Navy, 2007 (90)
 Had 75-84 plays total offense:vs. Purdue, 2008 (75)

SCORING

Scored 60 or more points:vs. Rutgers, 1996 (62)
 Scored 50-59 points:at Stanford, 2003 (57)
 Scored 40-49 points:vs. Navy, 2007 (44)
 Scored 30-39 points:vs. Purdue, 2008 (38)
 Allowed 60 or more points:Never
 Allowed 50-59 points:at Miami (Fla.), 1985 (58)
 Allowed 40-49 points:vs. Air Force, 2007 (41)
 Allowed 30-39 points:USC, 2007 (38)
 Was held scoreless:USC, 2007 (38-0)
 Was held scoreless at home:USC, 2007 (38-0)
 Was held scoreless on the road:at Michigan, 2007 (38-0)
 Was held without offensive touchdown:at Michigan, 2007 (38-0)
 Held opponent scoreless:vs. Rutgers, 2002 (42-0)
 Held opponent scoreless at home:vs. Rutgers, 2002 (42-0)
 Held opponent scoreless on the road:at Purdue, 1993 (17-0)

Held opponent without offensive touchdown:
at UCLA, 2007 (20-6)
 Held opponent scoreless at neutral site:
vs. Maryland (Giants Stadium - East Rutherford, NJ), 2002 (22-0)

 Held two opponents scoreless in a season:
2002 vs. Maryland (22-0) vs. Rutgers (42-0)

 Held three opponents scoreless in a season:
1976 vs. Purdue (23-0) at Northwestern (49-0), vs. Oregon (41-0)

 Held four opponents scoreless in a season:
1966 vs. Army (35-0) vs. North Carolina (32-0), at Oklahoma (38-0),
vs. Pittsburgh (40-0) vs. Duke (64-0), at USC (51-0)

 Held five opponents scoreless in a season:
1966 vs. Army (35-0) vs. North Carolina (32-0), at Oklahoma (38-0),
vs. Pittsburgh (40-0) vs. Duke (64-0), at USC (51-0)

 Held six opponents scoreless in a season:
1966 vs. Army (35-0) vs. North Carolina (32-0), at Oklahoma (38-0),
vs. Pittsburgh (40-0) vs. Duke (64-0), at USC (51-0)

 Had multiple players with multiple TDs in a game:
vs. Navy, 2007 (Travis Thomas - 3, Duval Kamara - 2)

TURNOVERS

Did not commit a turnover:vs. Purdue, 2008
 Committed six or more turnovers:vs. Navy, 1984 (6)
 Committed five turnovers:vs. Michigan, 2006 (5)
 Committed four fumbles lost:vs. Michigan State, 1999 (4)
 Committed three fumbles lost:at Stanford, 2007 (3)
 Recorded six or more takeaways:Michigan, 2008 (6)
 Recorded five takeaways:vs. Washington, 2004 (5)
 Returned two or more interceptions for TDs:vs. Stanford, 2002 (2)
(Shane Walton - 18 yards, Courtney Watson - 34 yards)
 Returned an interception for a TD:vs. Purdue, 2008 (1)
(Robert Blanton - 47 yards)
 Returned a fumble for a TD:Michigan, 2008 (1)
(Brian Smith - 35 yards)

DEFENSE

Held opponent 50 or fewer rushing yards:vs. North Carolina, 2006 (31)
 Held opponent to 100 or fewer passing yards:vs. Army, 2006 (92)
 Held opponent to 201-300 yards total offense:
vs. Duke, 2007 (232)
 Held opponent to 200 or fewer yards total offense:vs. Army, 2006 (150)
 Intercepted five or more passes:vs. Purdue, 1988 (5)
 Intercepted four passes:at UCLA, 2007 (4)
 Intercepted three passes:at Michigan State, 2004 (3)
 Scored a safety:at Stanford, 2003
 Recorded nine or more sacks:vs. Rutgers, 1996 (9)
 Recorded eight sacks:vs. Pittsburgh, 2003 (8)
 Recorded seven sacks:at Stanford, 2005 (7)
 Recorded six sacks:vs. Navy, 2004 (6)
 Recorded five sacks:at UCLA, 2007 (5)
 Held opponent to 10 or fewer first downs:
vs. North Carolina, 2006 (10)

SPECIAL TEAMS

Returned a punt for a TD:vs. North Carolina, 2006
(Tom Zbikowski, 52 yards)
 Returned a blocked punt for a TD:at Boston College, 2003
(Carlos Campbell, 25 yards)
 Returned a kickoff for a TD:vs. Navy, 2002
(Vontez Duff, 92 yards)
 Returned a blocked FG for a TDat Air Force, 2006
(Terrail Lambert, 76 yards)
 Blocked a punt:vs. San Diego State, 2008
(Sergio Brown)

**The
Last Time**

Punted 10 or more times:USC, 2007 (10)
 Did not punt:vs. Navy, 2007
 Blocked a field goal:vs. Boston College, 2007
 Had a field goal blocked:at Purdue, 2007
 Blocked a PAT kick:vs. North Carolina, 2006 (2)
 Scored on a blocked PAT attempt:vs. Texas, 1995
 Missed a kicking PAT:at Purdue, 2007
 Had a kicking PAT blocked:at Air Force, 2006 (2)
 Had a punt blocked:vs. Michigan State, 2005

MISCELLANEOUS

Had 30 or more first downs:vs. Purdue, 2006 (33)
 Had 20-29 first downs:vs. Purdue, 2008 (23)
 Was not penalized:at LSU, 1997
 Had 10 or more penalties:vs. Duke, 2007 (11)
 Had 120 or more yards in penalties:at Rutgers, 2000 (120)
 Had 35 minutes or more of possession time:vs. Purdue, 2008 (35:26)
 Was involved in a tie game:at USC, 1994 (17-17)
 Was involved in an overtime game:vs. Navy, 2007 (L, 44-46)

A NOTRE DAME PLAYER

RUSHING

Rushed for 300 or more yards:Never
 Rushed for 250-299 yards:Julius Jones at Pittsburgh, 2003 (262)
 Rushed for 200-249 yards:Julius Jones at Stanford, 2003 (218)
 Rushed for 175-199 yards:Darius Walker at Stanford, 2005 (186)
 Rushed for 150-174 yards:Darius Walker vs. Army, 2006 (162)
 Rushed for 125-149 yards:Armando Allen vs. Purdue, 2008 (134)
 Rushed for 100-124 yards:Robert Hughes vs. Duke, 2007 (110)
 Quarterback rushed for 100 or more yards:Carlyle Holiday
at Boston College, 2001 (109)
 Rushed 40 or more times:Allen Pinkett at LSU, 1984 (40)
 Rushed 35-39 times:Julius Jones, vs. BYU, 2003 (35)
 Rushed 30-34 times:James Aldridge vs. Navy, 2007 (32)
 Rushed 25-29 times:Darius Walker vs. Stanford, 2006 (25)
 Rushed for four or more TDs:Emmett Mosley vs. Navy, 1994 (4)
 Rushed for three TDs:Travis Thomas vs. Navy, 2007 (3)
 Rushed for two TDs:Robert Hughes, Michigan, 2008 (2)
 Had a run of 80 yards or more:
Terrance Howard at West Virginia, 2000 (80)
 Had a run of 70-79 yards:Arnaz Battle vs. Kansas, 1999 (74)
 Had a run of 60-69 yards:Brady Quinn vs. USC, 2006 (60)
 Had a run of 50-59 yards:Carlyle Holiday at Air Force, 2002 (53)

PASSING

Passed for 500 or more yards:Joe Theismann at USC, 1970 (526)
 Passed for 400-499 yards:Brady Quinn at Stanford, 2005 (432)
 Passed for 300-399 yards:Brady Quinn vs. North Carolina, 2006 (346)
 Attempted 50 or more passes: Brady Quinn vs. Michigan State, 2005 (60)
 Attempted 40-49 passes:Jimmy Clausen at MSU, 2008 (41)
 Attempted 30-39 passes:Jimmy Clausen vs. Purdue, 2008 (35)
 Completed 30 or more passes:Brady Quinn vs. BYU, 2005 (32)
 Completed 20-29 passes:Jimmy Clausen vs. Purdue, 2008 (20)
 Threw five or more TDs:Brady Quinn at Michigan State, 2006 (5)
 Threw four TDs:Brady Quinn at Air Force, 2006 (4)
 Threw three TDs:Jimmy Clausen vs. Purdue, 2008 (3)
 Threw five or more interceptions:Before 1975
 Threw four interceptions:Brady Quinn at Purdue, 2003 (4)
 Threw three interceptions:Brady Quinn vs. Michigan, 2006 (3)
 Completed a pass of 80 yards or more:
Brady Quinn at Stanford, 2005 (80)
 Completed a pass of 70-79 yards: ..Brady Quinn vs. Tennessee, 2005 (73)
 Completed a pass of 60-69 yards:
Jimmy Clausen vs. Michigan, 2008 (60)
 Completed a pass of 50-59 yards: ...Brady Quinn at Air Force, 2006 (51)

RECEIVING

Caught 15 or more passes:Never
 Caught 10-14 passes:Rhema McKnight vs. Purdue, 2006 (10)
 Caught seven to nine passes:Michael Floyd at MSU, 2008 (7)

Had 200 or more yards receiving:Maurice Stovall vs. BYU, 2005 (207)
 Had 175-199 yards receiving: ..Jeff Samardzija vs. North Carolina, 2006 (177)
 Had 150-174 yards receiving:Jeff Samardzija vs. BYU, 2005 (152)
 Had 100-149 yards receiving:Michael Floyd vs. Purdue, 2008 (100)
 Caught four or more TDs:Maurice Stovall vs. BYU, 2005 (4)
 Caught three TDs:Maurice Stovall vs. Navy, 2005 (3)
 Caught two TDs:Duval Kamara vs. Navy, 2007 (2)

TOTAL OFFENSE

Had 500 or more yards total offense:Joe Theismann at USC, 1970 (512)
 Had 400-499 yards total offense:Brady Quinn vs. BYU, 2005 (457)
 Had 100 yards both passing and rushing:
Jarious Jackson vs. Oklahoma, 1999 (276 passing, 107 rushing)

SCORING

Accounted for four or more touchdowns:
Brady Quinn at Air Force, 2006 (4 passing)

 Accounted for three touchdowns:
Jimmy Clausen vs. Purdue, 2008 (3 passing)

DEFENSE

Intercepted three or more passes: ..Shane Walton vs. Maryland, 2002 (3)
 Intercepted two passes:Maurice Crum, Jr. at UCLA, 2007 (2)
 Recovered three or more fumbles:Never
 Forced two fumbles:Maurice Crum, Jr. at UCLA, 2007 (2)
 Recovered two fumbles:Brian Smith vs. Michigan, 2008 (2)
 Recorded 15 or more tackles:David Bruton vs. Michigan, 2008 (15)
 Recorded 10-14 tackles:Kyle McCarthy vs. San Diego State, 2008 (14)

SPECIAL TEAMS

Scored 15 or more points kicking:D.J. Fitzpatrick vs. BYU, 2003 (15)
 Scored 10-14 points kicking:Carl Gioia vs. PSU, 2006 (11)
 Kicked five or more field goals:
Nicholas Setta vs. Washington State, 2003 (5)
 Kicked four field goals:D.J. Fitzpatrick vs. BYU, 2003 (4)
 Kicked two field goals of 50 or more yards:Never
 Kicked a field goal of 50 or more yards:Nicholas Setta
vs. Maryland, 2002 (51)
 Kicked a punt 70 or more yards:Jim Yoder vs. Texas, 1971 (71)
 Kicked a punt 60-69 yards:Geoffrey Price vs. PSU, 2006 (62)
 Punted 10 or more times:Geoff Price vs. USC, 2007 (10)
 Totaled 175 or more kickoff return yards:
Raghib Ismail at Michigan, 1989 (192)

 Totaled 100 or more punt return yards:
Tom Zbikowski vs. Tennessee, 2005 (118)

AN OPPOSING TEAM

RUSHING

Had 400 or more yards:Pittsburgh, 1975 (411)
 Had 300-399 yards:Stanford, 1997 (322)
 Had 200-299 yards:Michigan State, 2008 (203)
 Had 50 or more rushing attempts:Air Force, 2007 (63)
 Had five or more rush TDs:USC, 2005 (5)
 Had four rush TDs:Navy, 2007 (4)
 Had two or more players with 100 rush yards in a game: Stanford, 1997
(Anthony Bookman - 142, Mike Mitchell - 135)

PASSING

Had 400 or more yards:Washington, 2005 (408)
 Had 300-399 yards:Purdue, 2008 (359)
 Had 60 or more pass attempts:Tennessee, 1990 (60)
 Had 50-59 pass attempts:Purdue, 2008 (55)
 Had 40-49 pass attempts:Boston College, 2007 (49)
 Had 30 or more pass completions:Boston College, 2007 (32)
 Had five or more passing TDs:USC, 2004 (5)
 Had four passing TDs:USC, 2007 (4)
 Had three passing TDs:Michigan, 2007 (3)

**The
Last Time**

RECEIVING

Had two players with 100 receiving yards in a game:USC, 2003
.....(Mike Williams 112, Keary Colbert 120)

TOTAL OFFENSE

Had 600 or more yards total offense:Ohio State, 2006 Fiesta Bowl (617)
Had 500-599 yards total offense:LSU, 2007 Sugar Bowl (577)
Had 400-499 yards total offense:Purdue, 2008 (462)
Had 80 or more plays:Boston College, 2007 (83)
Had 75-79 plays:Stanford, 2007 (77)

SCORING

Scored 60 or more points:Never
Scored 50-59 points:Miami (Fla.), 1985 (58)
Scored 40-49 points:Air Force, 2007 (41)
Scored 30-39 points:USC, 2007 (38)
Scored a two-point conversion:Navy, 2007

TURNOVERS

Did not commit a turnover:Georgia Tech, 2007
Had three or more fumbles lost:Michigan, 2008 (4)
Intercepted five or more passes:USC, 1967 (7)
Intercepted four passes:Purdue, 2003 (4)
Intercepted three passes:Michigan, 2006 (3)
Returned an interception for a TD:Michigan, 2006
.....(Preston Burgess - 31 yards)
Returned a fumble for a TD:Air Force, 2007
.....(John Rabold - 19 yards)

DEFENSE

Held ND to 10 or fewer first downs:USC, 2007 (10)
Scored a safety:LSU, 1998
Held ND to 50 or fewer rushing yards:Michigan State, 2008 (16)
Held ND to 101-200 passing yards:Michigan, 2008 (147)
Held ND to 100 or fewer passing yards:UCLA, 2007 (94)
Held ND to 201-300 yards total offense:Michigan, 2008 (260)
Held ND to 200 or fewer yards total offense:USC, 2007 (165)

SPECIAL TEAMS

Returned a punt for a TD: Penn State, 2007 (Derrick Williams - 78 yards)
Returned a blocked punt for a TD:Michigan State, 2004
.....(Jerramy Scott - 0 yards)
Returned a kickoff for a TD:USC, 2006 (Brian Cushing - 42 yards)
Punted 10 or more times:Rutgers, 2002 (10)
Did not punt:Miami (Fla.), 1985
Missed a kicking PAT:San Diego State, 2008

MISCELLANEOUS

Had 30 or more first downs:LSU, 2007 Sugar Bowl (31)
Had 20-29 first downs:Purdue, 2008 (23)
Had 10 or more penalties:Boston College, 2007 (15)
Had 100 or more yards in penalties:San Diego State, 2008 (100)
Had 35 minutes or more of possession time: Boston College, 2007 (39:03)
Had one 100-yard receiver and one 100-yard rusher:USC, 2006
.....(C.J. Cable, 107 rushing, Dwayne Jarrett, 132 receiving)

AN OPPOSING PLAYER

RUSHING

Rushed for 300 or more yards:Tony Dorsett, Pittsburgh, 1975 (303)
Rushed for 200-299 yards:Javon Ringer, Michigan State, 2008 (201)
Rushed for 150-199 yards:Mike Hart, Michigan, 2007 (187)
Rushed for 100-149 yards:Sam McGuffie, Michigan, 2008 (131)
Rushed 40 or more times:Craig Heyward, Pittsburgh, 1987 (42)
Rushed 30-39 times:Javon Ringer, Michigan State, 2008 (39)
Rushed 25-29 times:Sam McGuffie, Michigan, 2008 (25)
Rushed for five or more TDs:Walter Reyes, Syracuse, 2003 (5)
Rushed for four TDs:Walter Reyes, Syracuse, 2003 (5)
Rushed for three TDs:Reggie Bush, USC, 2005 (3)
Rushed for two TDs:Javon Ringer, Michigan State, 2008 (2)
Had a run of 80 yards or more:Sherman Lewis, Michigan State, 1963 (85)
Had a run of 70-79 yards:Walter Reyes, Syracuse, 2003 (71)

Had a run of 60-69 yards:Javon Ringer, Michigan State, 2008 (63)
Had a run of 50-59 yards:Joe McKnight, USC, 2007 (51)

PASSING

Passed for 500 or more yards:Never
Passed for 400-499 yards:Matt Leinart, USC, 2004 (400)
Passed for 300-399 yards:Curtis Painter, Purdue, 2008 (359)
Attempted 60 or more passes:Andy Kelly, Tennessee, 1990 (60)
Attempted 50-59 passes:Curtis Painter, Purdue, 2008 (55)
Attempted 40-49 passes:Matt Ryan, Boston College, 2007 (49)
Completed 30 or more passes:Matt Ryan, Boston College, 2007 (32)
Completed 20-29 passes:Curtis Painter, Purdue, 2008 (29)
Threw five or more TDs:Matt Leinart, USC, 2004 (5)
Threw four TDs:Mark Sanchez, USC, 2007 (4)
Threw three TDs:Ryan Mallett, Michigan, 2007 (3)
Completed a pass of 90 yards or more:Kyle Orton, Purdue, 2004 (97)
Completed a pass of 80-89 yards:Curtis Painter, Purdue, 2006 (88)
Completed a pass of 70-79 yards:Joe Dailey, North Carolina, 2006 (72)
Completed a pass of 60-69 yards:Chad Henne, Michigan, 2006 (69)
Completed a pass of 50-59 yards: Anthony Morelli, Penn State, 2007 (51)

RECEIVING

Caught 10 or more passes:Desmond Tardy, Purdue, 2008 (10)
Caught seven to nine passes: ..Matthew Kawulok, San Diego State, 2008 (9)
Had 200 or more yards receiving:Selwyn Lymon, Purdue, 2006 (238)
Had 150-199 yards receiving:Desmond Tardy, Purdue, 2008 (175)
Had 100-149 yards receiving: . Early Doucet, LSU, 2007 Sugar Bowl (115)
Caught three or more TD passes:Dwayne Jarrett, USC, 2006 (3)
Caught two TD passes:Kellen Davis, Michigan State, 2007 (2)

SCORING

Accounted for five or more touchdowns:Matt Leinart, USC, 2004
.....(5 passing)
Accounted for four touchdowns:Matt Trannon, Michigan State, 2005
.....(3 receiving, 1 rushing)
Accounted for three touchdowns:
.....Shaun Carney, Air Force (1 rushing, 2 passing)

DEFENSE

Intercepted three or more passes:Rod Johnson, N.C. State, 2003 (3)
Intercepted two passes:Otis Wiley, Michigan State, 2008 (2)
Recorded three or more sacks:Bruce Davis, UCLA, 2007 (3.0)
Recorded two sacks:Brandon Long, Michigan State, 2008 (2.0)

SPECIAL TEAMS

Kicked four or more field goals:Garrett Rivas, Michigan, 2004 (4)
Kicked a field goal 50 or more yards:Matt Payne, BYU, 2004 (53)
Kicked a punt of 65 or more yards:Jared Armstrong, Purdue, 2006 (69)
Totalled 100 or more kick return yards: ..Karl Whittaker, Navy, 2005 (159)

**The Charlie Weis
Record Book**

TEAM RECORDS - OFFENSE**most points in a game**

49	BYU	10.22.05
49	at Purdue	10.1.05
45	North Carolina	11.4.06
44	Navy	11.3.07
42	Navy	11.12.05
42	at Pittsburgh	9.3.05
41	Penn State	9.9.06
41	Tennessee	11.5.05
41	Michigan State	9.17.05
41	Army	11.18.06

most points in a half

35 (1st)	at Pittsburgh	9.3.05
31 (1st)	North Carolina	11.4.06
28 (1st)	Michigan	9.13.08
28 (1st)	at Purdue	10.1.05
28 (2nd)	BYU	10.22.05
28 (1st)	Navy	11.12.05
28 (1st)	Purdue	9.30.06
27 (1st)	at Air Force	11.11.06
26 (2nd)	at Michigan State	9.23.06
24 (2nd)	Purdue	9.27.08
24 (2nd)	at Washington	9.24.05
24 (2nd)	at Stanford	11.26.05

most points in a quarter

28 (2nd)	at Pittsburgh	9.3.05
21 (3rd)	Purdue	9.27.08
21 (1st)	Michigan	9.13.08
21 (2nd)	Navy	11.12.05
21 (3rd)	BYU	10.22.05
21 (2nd)	at Purdue	10.1.05
20 (2nd)	Army	11.18.06
20 (4th)	Tennessee	11.5.05
20 (1st)	at Air Force	11.11.06
19 (4th)	at Michigan State	9.23.06
18 (4th)	at Stanford	11.26.05

margin of victory

32	Army	11.18.06
26	BYU	10.22.05
24	Syracuse	11.19.05
24	Penn State	9.9.06
24	vs. Navy	10.28.06
22	at Air Force	11.11.06
21	at Pittsburgh	9.3.05
21	at Purdue	10.1.05
21	Navy	11.12.05
21	Stanford	10.7.06
21	Duke	11.17.07

fewest points in a game

0	at Michigan	9.15.07
0	USC	10.20.07
3	Georgia Tech	9.1.07
7	at Michigan State	9.20.08
10	at Penn State	9.8.07
14	Boston College	10.13.07
14	Michigan State	9.22.07
14	at Georgia Tech	9.2.06
14	vs. LSU	1.3.07
17	at Michigan	9.10.05

fewest points in a half

0 (1st)	at Michigan State	9.20.08
0 (1st)	USC	10.20.07
0 (2nd)	USC	10.20.07
0 (1st)	Boston College	10.13.07

0 (1st)	at Purdue	9.29.07
0 (2nd)	Michigan State	9.22.07
0 (1st)	at Michigan	9.15.07
0 (2nd)	at Michigan	9.15.07
0 (1st)	Georgia Tech	9.1.07
0 (2nd)	vs. LSU	1.3.07

most rushing yards in a game

275	at Pittsburgh	9.3.05
235	Navy	11.3.07
233	at Washington	9.24.05
231	at Stanford	11.26.05
221	Army	11.18.06
221	Navy	11.12.05
220	Duke	11.17.07
204	Stanford	10.7.06
201	Purdue	9.27.08
176	vs. Navy	10.28.06
176	at Air Force	11.11.06

fewest rushing yards in a game

-8	Georgia Tech	9.1.07
-6	at Michigan	9.15.07
0	at Penn State	9.8.07
4	Michigan	9.16.06
16	at Michigan State	9.20.08
27	Boston College	10.13.07
41	UCLA	10.21.06
44	BYU	10.22.05
46	at UCLA	10.6.07
47	at Michigan State	9.23.06

most carries

63	Navy	11.3.07
52	USC	11.15.05
50	at Stanford	11.26.05
50	at Purdue	10.1.05
50	at Pittsburgh	9.3.05
48	Duke	11.17.07
47	at Washington	9.24.05
44	at Michigan	9.10.05
43	Purdue	9.30.06
41	Georgia Tech	9.1.07

highest average gain per rush (min. 20)

6.5	at Air Force	11.11.06	27-176
6.3	Army	11.18.06	35-221
5.7	Navy	11.12.05	39-221
5.5	at Pittsburgh	9.3.05	50-275
5.2	Stanford	10.7.06	39-204
5.0	Purdue	9.27.08	40-201
5.0	at Washington	9.24.05	47-233
4.8	vs. Navy	10.28.06	37-176
4.6	at Stanford	11.26.05	50-231
4.6	vs. LSU	1.3.07	31-143
4.6	vs. Duke	11.17.07	48-220

most rushing TDs scored

4	Navy	11.3.07
4	at Purdue	10.1.05
4	at Pittsburgh	9.3.05
3	at Stanford	11.24.07
3	vs. Ohio State	1.2.06
3	at Washington	9.24.05
3	Purdue	9.30.06
3	Army	11.18.06
2	Michigan	9.13.08
2	Michigan State	9.22.07
2	Navy	11.12.05
2	at Stanford	11.26.05

2	USC	11.15.05
2	at Georgia Tech	9.2.06
2	vs. Navy	10.28.06

most passes attempted

60	Michigan State	9.17.05
52	at Purdue	9.29.07
49	Boston College	10.13.07
49	Michigan	9.16.06
45	UCLA	10.21.06
45	vs. Ohio State	1.2.06
45	at USC	11.25.06
41	BYU	10.22.05
41	at Michigan State	9.20.08
40	Air Force	11.10.07

most passes completed

34	at Purdue	9.29.07
33	Michigan State	9.17.05
32	BYU	10.22.05
30	at Purdue	10.1.05
29	vs. Ohio State	1.2.06
29	Purdue	9.30.06
27	UCLA	10.21.06
27	Stanford	10.7.06
25	at Stanford	11.26.05
25	Penn State	9.9.06
25	Michigan	9.16.06
25	at Washington	9.24.05

highest completion percentage (min. 10 att.)

78.0	BYU	10.22.05	32-41
76.9	at Purdue	10.1.05	30-39
76.3	Purdue	9.30.06	29-38
73.7	at Air Force	11.11.06	14-19
73.3	Army	11.18.06	22-30
72.0	vs. Navy	10.28.06	18-25
71.1	Stanford	10.7.06	27-38
71.0	Navy	11.12.05	22-31
69.4	Penn State	9.9.06	25-36
68.2	Georgia Tech	9.1.07	15-22

most passing yards

487	Michigan State	9.17.05
468	at Purdue	10.1.05
467	BYU	10.22.05
432	at Stanford	11.26.05
377	at Purdue	9.29.07
346	North Carolina	11.4.06
327	at Washington	9.24.05
319	at Michigan State	9.23.06
316	Purdue	9.30.06
304	UCLA	10.21.06

most passing ypa (min. 10 att.)

12.0	at Purdue	10.1.05	39-468
11.8	vs. Navy	10.28.06	25-295
11.4	BYU	10.22.05	41-467
11.4	at Stanford	11.26.05	38-432
10.9	at Air Force	11.11.06	19-207
9.4	North Carolina	11.4.06	37-346
9.2	Navy	11.12.05	31-284
8.9	Tennessee	11.5.05	33-295
8.9	at Michigan State	9.23.06	36-319
8.8	at Washington	9.24.05	37-327

The Charlie Weis
Record Book

most passing yards per comp. (min. 5 comp.)

17.3	at Stanford	11.26.05	25-432
16.4	vs. Navy	10.28.06	18-295
15.9	at Michigan State	9.23.06	20-319
15.6	at Purdue	10.1.05	30-468
15.0	North Carolina	11.4.06	23-346
14.8	Michigan State	9.17.05	33-487
14.8	Tennessee	11.5.05	20-295
14.8	at Air Force	11.11.06	14-207
14.7	Michigan	9.13.08	10-147
14.6	BYU	10.22.05	32-467

most touchdown passes

6	BYU	10.22.05	
5	Michigan State	9.17.05	
5	at Michigan State	9.23.06	
4	at Air Force	11.11.06	
4	North Carolina	11.4.06	
4	Navy	11.12.05	
3	Purdue	9.27.08	
3	San Diego State	9.6.08	
3	Duke	11.17.07	
3	Air Force	11.10.07	
3	Army	11.18.06	
3	Tennessee	11.5.05	
3	at Stanford	11.26.05	
3	at Purdue	10.1.05	
3	Stanford	10.7.06	
3	Penn State	9.9.06	
3	Michigan	9.16.06	
3	vs. Navy	10.28.06	
3	at USC	11.25.06	
3	at Purdue	9.29.07	

most passes had intercepted

3	Michigan	9.16.06	
2	at Michigan State	9.20.08	
2	Michigan	9.13.08	
2	San Diego State	9.6.08	
2	Boston College	10.13.07	
2	at Stanford	11.26.05	
2	at Purdue	10.1.05	
2	vs. LSU	1.3.07	
2	at Michigan	9.15.07	
2	at Purdue	9.29.07	

highest passing efficiency rating (min. 11 att.)

234.7	at Air Force	11.11.06	
222.0	BYU	10.22.05	
210.7	vs. Navy	10.28.06	
192.9	at Purdue	10.1.05	
184.1	Navy	11.12.05	
176.8	at Stanford	11.26.05	
176.4	North Carolina	11.4.06	
170.3	at Michigan State	9.23.06	
165.7	Tennessee	11.5.05	
163.9	Penn State	9.9.06	

most total offense plays

98	Michigan State	9.17.05	38r,60p
90	Navy	11.3.07	63r,27p
89	at Purdue	10.1.05	50r,39p
88	at Stanford	11.26.05	50r,38p
87	USC	11.15.05	52r,35p
84	at Washington	9.24.05	47r,37p
81	Purdue	9.30.06	43r,38p
80	Duke	11.17.07	48r, 32p
80	UCLA	10.21.06	35r,45p
78	Air Force	11.10.07	38r,40p
78	at Georgia Tech	9.2.06	40r,38p

78	at Purdue	9.29.07	26r,52p
----	-----------	---------	---------

most total offense yards gained

663	at Stanford	11.26.05	231r,432p
621	at Purdue	10.1.05	153r,468p
594	Michigan State	9.17.05	107r,487p
560	at Washington	9.24.05	233r,327p
511	BYU	10.22.05	44r,467p
505	Navy	11.12.05	221r,284p
502	at Pittsburgh	9.3.05	275r,227p
476	Purdue	9.27.08	201r, 275p
471	vs. Navy	10.28.06	176r, 295p
454	Purdue	9.30.06	138r,316p

highest average gain per play

8.3	at Air Force	11.11.06	46-383
8.0	BYU	10.22.05	64-511
7.6	vs. Navy	10.28.06	62-471
7.5	at Stanford	11.26.05	88-663
7.2	Navy	11.12.05	70-505
7.0	at Purdue	10.1.05	89-621
6.9	at Michigan State	9.23.06	53-366
6.8	Army	11.18.06	65-439
6.7	at Washington	9.24.05	84-560
6.5	at Pittsburgh	9.3.05	77-502

most all-purpose yards gained

794	at Stanford	11.26.05	
716	Michigan State	9.17.05	
698	BYU	10.22.05	
683	at Purdue	10.1.05	
646	North Carolina	11.4.06	
622	at Washington	9.24.05	
605	Tennessee	11.5.05	
580	Purdue	9.27.08	
577	Navy	11.12.05	
560	at Pittsburgh	9.3.05	

most all-purpose attempts

97	Navy	11.3.07	
85	at Stanford	11.26.05	
84	at Purdue	10.1.05	
81	USC	11.15.05	
81	Purdue	9.27.08	
78	Michigan State	9.17.05	
76	at Washington	9.24.05	
76	Purdue	9.30.06	
72	at Pittsburgh	9.3.05	
71	Stanford	10.7.06	

most touchdowns scored

7	at Purdue	10.1.05	
7	BYU	10.22.05	
6	Navy	11.3.07	
6	Army	11.18.06	
6	at Air Force	11.11.06	
6	North Carolina	11.4.06	
6	Navy	11.12.05	
6	at Pittsburgh	9.3.05	
6	at Michigan State	9.23.06	
5	Purdue	9.27.08	
5	Tennessee	11.5.05	
5	at Stanford	11.26.05	
5	Penn State	9.9.06	
5	Michigan State	9.17.05	
5	Purdue	9.30.06	
5	vs. Navy	10.28.06	

most first downs in a game

33	at Pittsburgh	9.3.05	
----	---------------	--------	--

33	Purdue	9.30.06	
32	at Purdue	10.1.05	
31	Michigan State	9.17.05	
31	at Washington	9.24.05	
30	at Stanford	11.26.05	
29	Navy	11.12.05	
29	Stanford	10.7.06	
28	USC	11.15.05	
27	BYU	10.22.05	
27	Navy	11.3.07	

fewest first downs in a game

9	Michigan State	9.22.07	
9	at Penn State	9.8.07	
10	USC	10.20.07	
10	at Michigan	9.15.07	
12	at UCLA	10.6.07	
13	Georgia Tech	9.1.07	
13	at Michigan State	9.23.06	
14	Michigan	9.13.08	
14	Boston College	10.13.07	
14	Michigan	9.16.06	
14	Tennessee	11.5.05	

most time of possession

38:40	USC	11.15.05	
38:01	Purdue	9.30.06	
36:56	at Washington	9.24.05	
36:03	at Purdue	10.1.05	
35:49	Michigan State	9.17.05	
35:35	Duke	11.17.07	
35:25	at Georgia Tech	9.2.06	
35:26	Purdue	9.27.08	
34:35	at Stanford	11.26.05	
34:40	Stanford	10.7.06	

least time of possession

20:57	Boston College	10.13.07	
21:25	at Air Force	11.11.06	
24:21	at Michigan State	9.23.06	
25:45	at Stanford	11.24.07	
25:54	Air Force	11.10.07	
26:00	at Penn State	9.8.07	
26:04	Michigan	9.16.06	
26:15	at Michigan State	9.20.08	
26:16	at Michigan	9.15.07	
26:21	BYU	10.22.05	

most third down conversions

10	at Purdue	10.1.05	
10	USC	11.15.05	
10	at Pittsburgh	9.3.05	
10	Duke	11.17.07	
9	Navy	11.3.07	
9	Navy	11.12.05	
9	vs. Ohio State	1.2.06	
8	vs. LSU	1.3.07	
8	North Carolina	11.4.06	
8	BYU	11.12.05	
8	at Stanford	11.26.05	
8	Purdue	9.30.06	

The Charlie Weis
Record Book

fewest third down conversions

1	at Michigan State	9.23.06
2	at Penn State	9.8.07
2	Michigan	9.16.06
3	Michigan	9.13.08
3	San Diego State	9.6.08
3	at UCLA	10.6.07
3	at Air Force	11.11.06
4	at Stanford	11.24.07
4	Air Force	11.10.07
4	USC	10.20.07
4	at Michigan	9.15.07
4	UCLA	10.21.06
4	at Michigan	9.10.05

most fourth down conversions

6	Navy	11.3.07
4	at Purdue	9.29.07
4	UCLA	10.21.06
4	Penn State	9.9.06
3	Purdue	9.27.08
3	vs. Navy	10.28.06
3	Michigan State	9.17.05
2	Air Force	11.10.07
2	at USC	11.25.06
2	at Georgia Tech	9.2.06
2	Syracuse	11.19.05
2	at Michigan State	9.23.06
2	Purdue	9.30.06
2	Georgia Tech	9.1.07

TEAM RECORDS - SPECIAL TEAMS

most punts

10	USC	10.20.07
10	at Penn State	9.8.07
9	at UCLA	10.6.07
9	at Michigan	9.10.05
9	Michigan State	9.22.07
7	at Michigan	9.15.07
7	Georgia Tech	9.1.07
7	UCLA	10.21.06
7	Michigan	9.16.06
7	at Michigan State	9.23.06

most punt returns

6	at Stanford	11.26.05
5	North Carolina	11.4.06
4	at Stanford	11.24.07
4	USC	11.15.05
4	at Georgia Tech	9.2.06
3	at Michigan State	9.20.08
3	San Diego State	9.6.08
3	USC	10.20.07
3	Boston College	10.13.07
3	at Michigan	9.15.07
3	Army	11.18.06
3	Tennessee	11.5.05
3	Syracuse	11.19.05
3	Duke	11.17.07

most punt return yards

118	Tennessee	11.5.05
87	USC	11.15.05
84	North Carolina	11.4.06
64	at Stanford	11.24.07
41	San Diego State	9.6.08
37	Navy	11.3.07
34	Boston College	10.13.07
34	at Stanford	11.26.05
31	at Washington	9.24.05

30	at Georgia Tech	9.2.06
highest avg. gain per punt return (min. 2 ret.)		
39.3	Tennessee	11.5.05 3-118
21.8	USC	11.15.05 4-87
18.5	Navy	11.3.07 2-37
16.8	North Carolina	11.4.06 5-84
16.0	at Stanford	11.24.07 4-64
15.5	at Washington	9.24.05 2-31
13.7	San Diego State	9.6.08 3-41
12.5	Navy	11.12.05 2-25
11.3	Boston College	10.13.07 3-34
11.0	Michigan State	9.17.05 2-22

most kick returns

8	Georgia Tech	9.1.07
8	at Purdue	9.29.07
7	Michigan	9.16.06
7	at USC	11.25.06
6	Air Force	11.10.07
6	vs. LSU	1.3.07
5	at Michigan State	9.20.08
5	Navy	11.3.07
5	USC	10.20.07
5	Michigan State	9.22.07
5	at Michigan	9.15.07
5	BYU	10.22.05

most kick return yards

158	Michigan	9.16.06
147	at Michigan State	9.20.08
142	at USC	11.25.06
133	at Michigan	9.15.07
132	at Purdue	9.29.07
131	Navy	11.3.07
128	vs. LSU	1.3.07
117	Air Force	11.10.07
112	Georgia Tech	9.1.07
110	North Carolina	11.4.06

highest avg. gain per kick return (min. 2 ret.)

39.5	at Georgia Tech	9.2.06 2-79
31.0	at Purdue	10.1.05 2-62
29.4	at Michigan State	9.20.08 5-147
27.5	North Carolina	11.4.06 4-110
26.6	at Michigan	9.15.07 5-133
26.2	Navy	11.3.07 5-131
26.2	Purdue	9.27.08 4-105
25.3	at Penn State	9.8.07 4-101
24.8	at Michigan State	9.23.06 4-99
24.7	San Diego State	9.6.08 3-74

TEAM RECORDS - DEFENSE

most points allowed

47	Michigan	9.16.06
46	Navy	11.3.07
44	Michigan State	9.17.05
44	at USC	11.25.06
41	vs. LSU	1.3.07
41	Air Force	11.10.07
38	at Michigan	9.15.07
38	USC	10.20.07
37	at Michigan State	9.23.06
34	vs. Ohio State	1.2.06
34	USC	10.15.05

most points allowed (half)

34	Michigan (first)	9.16.06
31	at Michigan State (first)	9.23.06
31	at Michigan (first)	9.15.07
28	at Purdue (second)	10.1.05

24	Michigan State (first)	9.17.05
24	Air Force (second)	11.10.07
23	USC (second)	11.25.06
23	Purdue (first)	9.29.07
21	Ohio State (first)	1.2.06
21	USC (first)	11.25.06
21	LSU (first)	1.3.07
21	USC (second)	10.20.07

most points allowed (quarter)

21	at Michigan (second)	9.15.07
20	Michigan (first)	9.16.06
17	Michigan State (first)	9.23.06
17	Stanford (fourth)	11.26.05
16	USC (fourth)	11.25.06
14	Georgia Tech (fourth)	9.1.07
14	Michigan State (first)	9.22.07
14	Michigan State (third)	9.22.07
14	Boston College (third)	10.13.07
14	USC (third)	10.20.07
14	Navy (second)	11.3.07
14	Air Force (third)	11.10.07
14	Michigan State (first)	9.17.05
14	Michigan State (third)	9.17.05
14	Washington (fourth)	9.24.05
14	Purdue (third)	10.1.05
14	Purdue (fourth)	10.1.05
14	USC (first)	10.15.05
14	Ohio State (second)	1.2.06
14	Penn State (fourth)	9.9.06
14	Michigan (second)	9.16.06
14	Michigan State (second)	9.23.06
14	UCLA (second)	10.21.06
14	Navy (second)	10.28.06
14	USC (first)	11.25.06
14	LSU (first)	1.3.07

fewest points allowed

6	at UCLA	10.6.07
7	Duke	11.17.07
9	Army	11.18.06
9	Syracuse	11.19.05
10	at Michigan	9.10.05
10	at Georgia Tech	9.2.06
13	San Diego State	9.6.08
14	vs. Navy	10.28.06
14	at Stanford	11.24.07
17	Michigan	9.13.08
17	at Washington	9.24.05
17	Penn State	9.9.06
17	UCLA	10.21.06
17	at Air Force	11.11.06

fewest points allowed (half)

0	Michigan (second)	9.13.08
0	at Purdue (first)	10.1.05
0	at Georgia Tech (second)	9.2.06
0	Penn State (first)	9.2.06
0	vs. Navy (second)	10.28.06
3	at Michigan (first)	9.10.05
3	at Washington (first)	9.24.05
3	Syracuse (first)	11.19.05
3	Stanford (first)	10.7.06
3	UCLA (second)	10.21.06
3	at Air Force (first)	11.11.06
3	Army (first)	11.18.06

The Charlie Weis
Record Book

fewest points allowed (quarter)

0	Purdue (fourth)	9.27.08
0	Michigan (third)	9.13.08
0	Michigan (fourth)	9.13.08
0	San Diego State (first)	9.6.08
0	San Diego State (fourth)	9.6.08
0	at Pittsburgh (third)	9.3.05
0	at Michigan (first)	9.10.05
0	at Michigan (third)	9.10.05
0	Michigan State (fourth)	9.17.05
0	at Washington (first)	9.24.05
0	at Washington (third)	9.24.05
0	at Purdue (first)	10.1.05
0	at Purdue (second)	10.1.05
0	USC (second)	10.8.05
0	BYU (second)	10.22.05
0	BYU (fourth)	10.22.05
0	Tennessee (fourth)	11.5.05
0	Navy (second)	11.12.05
0	Syracuse (second)	11.19.05
0	Syracuse (third)	11.19.05
0	Stanford (third)	11.26.05
0	at Georgia Tech (third)	9.2.06
0	at Georgia Tech (fourth)	9.2.06
0	Penn State (first)	9.9.06
0	Penn State (second)	9.9.06
0	at Michigan State (fourth)	9.23.06
0	Purdue (third)	9.30.06
0	Stanford (second)	10.7.06
0	Stanford (third)	10.7.06
0	UCLA (first)	10.21.06
0	UCLA (third)	10.21.06
0	vs. Navy (first)	10.28.06
0	vs. Navy (third)	10.28.06
0	vs. Navy (fourth)	10.28.06
0	North Carolina (fourth)	11.4.06
0	at Air Force (second)	11.11.06
0	Army (second)	11.18.06
0	Army (third)	11.18.06
0	at Michigan (fourth)	9.15.07
0	Michigan State (fourth)	9.22.07
0	at UCLA (third)	10.6.07
0	at UCLA (fourth)	10.6.07
0	Boston College (fourth)	10.13.07
0	Navy (first)	11.3.07
0	Duke (first)	11.17.07
0	Duke (second)	11.17.07
0	Duke (third)	11.17.07
0	at Stanford (third)	11.24.07
0	at Stanford (fourth)	11.24.07

margin of defeat

38	at Michigan	9.15.07
38	USC	10.20.07
30	Georgia Tech	9.1.07
27	vs. LSU	1.3.07
26	Michigan	9.16.06
21	at Penn State	9.8.07
20	at USC	11.25.06
17	Michigan State	9.22.07
17	Air Force	11.10.07
16	at Michigan State	9.20.08

most rushing yards allowed

289	at Michigan (61)	9.15.07
285	Air Force (63)	11.10.07
275	vs. Ohio State (36)	1.2.06
271	vs. Navy (56)	10.28.06
259	Georgia Tech (43)	9.1.07
257	Navy (66)	11.3.07

248	at Michigan State (43)	9.23.06
245	vs. LSU (37)	1.3.07
239	Navy (58)	11.12.05
227	USC (36)	10.20.07

fewest rushing yards allowed

-11	at Stanford (25)	11.26.05
26	UCLA (28)	10.21.06
31	UNC (25)	11.4.06
41	at Washington (22)	9.24.05
58	Army (36)	11.18.06
71	San Diego State	9.6.08
72	Stanford (31)	10.7.06
75	BYU (34)	10.22.05
89	at UCLA (37)	10.6.07
92	Purdue (18)	9.30.06

highest avg. per rush (min. 20)

7.64	vs. Ohio State (36-275)	1.2.06
6.83	at Purdue (24-164)	10.1.05
6.62	vs. LSU (37-245)	1.3.07
6.31	USC (36-227)	10.20.07
6.02	Georgia Tech (43-259)	9.1.07
5.76	at Michigan State (43-248)	9.23.06
5.65	USC (31-175)	10.15.05
4.94	Boston College (34-168)	10.13.07
4.84	Navy (56-271)	10.28.06
4.79	Penn State (33-158)	9.9.06

lowest avg. per rush (min. 20)

-0.44	at Stanford (25-(-11))	11.26.05
0.93	UCLA (28-26)	10.21.06
1.24	UNC (25-31)	11.4.06
1.61	Army (36-58)	11.18.06
1.86	at Washington (22-41)	9.24.05
2.21	BYU (34-75)	10.22.05
2.32	Stanford (31-72)	10.7.06
2.41	at UCLA (37-89)	10.6.07
2.79	Tennessee (39-109)	11.5.05
2.83	at Purdue (42-119)	9.29.07

most rushing TDs allowed

5	USC	10.15.05
4	Navy	11.3.07
3	vs. LSU	1.3.07
3	Georgia Tech	9.1.07
2	at Michigan State	9.20.08
2	Michigan State	9.17.05
2	at Purdue	10.1.05
2	Navy	11.12.05
2	vs. Ohio State	1.2.06
2	at Penn State	9.8.07
2	at Michigan	9.15.07
2	Boston College	10.13.07
2	Air Force	11.10.07
2	at Stanford	11.24.07
2	at USC	11.25.06
2	vs. Navy	10.28.06

fewest rushing TDs allowed

0	at Michigan	9.10.05
0	Syracuse	11.19.05
0	Stanford	11.26.05
0	at Georgia Tech	9.2.06
0	Stanford	10.7.06
0	UCLA	10.21.06
0	UNC	11.4.06
0	at Air Force	11.11.06
0	Army	11.18.06
0	Michigan State	9.22.07

0	at UCLA	10.6.07
---	---------	---------

highest completion percentage (min. 10 att.)

73.7	at Air Force	11.11.06	14-19
69.6	Michigan	9.13.08	16-23
67.9	vs. Ohio State	1.2.06	19-28
65.3	Boston College	10.13.07	32-49
63.9	at Stanford	11.26.05	23-36
62.5	Air Force	11.10.07	10-16
61.8	vs. LSU	1.3.07	21-34
60.7	at USC	11.25.06	17-28
59.5	at Purdue	9.29.07	22-37
59.3	Michigan State	9.17.05	16-27

lowest completion percentage (min. 10 att.)

38.1	Army	11.18.06	8-21
40.0	Navy	11.12.05	4-10
40.6	Tennessee	11.5.05	13-32
40.9	Syracuse	11.19.05	9-22
42.1	at UCLA	10.6.07	16-38
43.2	at Michigan	9.10.05	19-44
43.8	at Michigan	9.15.07	7-16
45.5	at Stanford	11.24.07	15-33
45.8	Michigan State	9.22.07	11-24
45.8	Georgia Tech	9.1.07	11-24

most pass yards allowed

408	at Washington	9.24.05
359	Purdue	9.27.08
350	at Purdue	10.1.05
347	at Stanford	11.26.05
346	North Carolina	11.4.06
342	vs. Ohio State	1.2.05
327	Michigan State	9.17.05
319	at Michigan State	9.23.06
317	BYU	10.22.05
316	Purdue	9.30.06

fewest pass yards allowed

43	vs. Navy	10.28.06
75	Navy	11.12.05
78	Syracuse	11.19.05
81	Navy	11.3.07
90	at Michigan	9.15.07
92	Army	11.18.06
120	Air Force	11.10.07
121	Georgia Tech	9.1.07
131	at Penn State	9.8.07
135	Michigan State	9.22.07

most interceptions

4	at UCLA	10.6.07
2	Michigan	9.13.08
2	Tennessee	10.5.05
2	BYU	10.22.05
2	USC	10.15.05
2	at Michigan State	9.23.06
2	Army	11.18.06
2	at USC	11.25.06
2	at Purdue	9.29.07
2	at Stanford	11.24.07

The Charlie Weis
Record Book

fewest interceptions

0	at Michigan State	9.20.08
0	Georgia Tech	9.1.07
0	at Michigan	9.15.07
0	USC	10.20.07
0	Navy	11.3.07
0	Air Force	11.10.07
0	Duke	11.17.07
0	at Stanford	11.25.05
0	vs. Ohio State	1.2.06
0	at Georgia Tech	9.2.06
0	Purdue	9.30.06
0	vs. Navy	10.28.06
0	North Carolina	11.4.06
0	at Air Force	11.11.06

most total offense yards

617	vs. Ohio State	1.2.06
577	vs. LSU	1.3.07
514	at Purdue	10.1.05
490	Purdue	9.30.06
488	Michigan State	9.17.05
476	USC	10.15.05
462	Purdue	9.27.08
462	USC	10.20.07
459	Boston College	10.13.07
449	at Washington	9.24.05

fewest total offense yards

150	Army	11.18.06
221	Syracuse	11.19.05
226	Stanford	10.7.06
232	Duke	11.17.07
243	UCLA	10.21.06
244	North Carolina	11.4.06
259	at Georgia Tech	9.2.06
282	at UCLA	10.6.07
295	at Penn State	9.8.07
296	Tennessee	11.5.05

most plays

83	Boston College	10.13.07
82	at Purdue	10.1.05
79	Air Force	11.10.07
79	at Air Force	11.11.06
79	at Purdue	9.29.07
79	BYU	10.22.05
77	at Michigan	9.15.07
75	at UCLA	10.6.07
75	Navy	11.3.07
74	San Diego State	9.6.08

fewest plays

49	North Carolina	11.4.06
49	Stanford	10.7.06
52	at Georgia Tech	9.1.06
57	Army	11.18.06
60	USC	11.25.06
60	Syracuse	11.19.05
61	Stanford	10.7.06
62	at Washington	9.24.05
63	Michigan State	9.17.05
63	Michigan	9.16.06

most first downs

31	vs. LSU	1.3.07
29	at Purdue	
27	at Purdue	9.29.07
27	vs. Ohio State	
26	BYU	

25	at Michigan	9.15.07
25	Penn State	9.9.06
24	Purdue	9.30.06
24	at Air Force	11.11.06
24	USC	10.20.07

fewest first downs

10	North Carolina	11.4.06
11	Syracuse	11.19.05
12	UCLA	10.21.07
12	Army	11.18.06
14	at Stanford	11.26.05
14	Stanford	10.7.06
14	at Georgia Tech	9.1.06
15	at Michigan	9.10.05
16	Duke	11.17.07
16	at Michigan State	9.20.08

most fumble returns for TD

1	Michigan	9.13.08
1	Penn State	9.9.06
1	at UCLA	10.6.07

most fumble return yards

35	Michigan	9.13.08
34	at UCLA	10.6.07
25	Penn State	9.9.06

most interception returns for TD

1	Michigan State	9.23.06
1	at Penn State	9.8.07
1	Boston College	10.13.07

most interception returns

4	at UCLA	10.6.07
2	Michigan	9.13.08
2	at Stanford	11.24.07
2	at Purdue	9.29.07
2	at USC	11.25.06
2	Army	11.18.06
2	Tennessee	11.5.05
2	USC	11.15.05
2	BYU	10.22.05
2	at Michigan State	9.23.06

most interception return yards

86	BYU	10.22.05
80	Michigan	9.13.08
74	Tennessee	11.5.05
73	at Penn State	9.8.07
64	at UCLA	10.6.07
51	Michigan	9.16.06
46	at Stanford	11.24.07
27	at Michigan	9.10.05
27	at Michigan State	9.23.06
25	Boston College	10.13.07

highest average gain per int return (min. 2 ret.)

43.0	BYU	10.22.05	2-86
40.0	Michigan	9.13.08	2-80
37.0	Tennessee	11.5.05	2-74
23.0	at Stanford	11.24.07	2-46
16.0	at UCLA	10.6.07	4-64
13.5	at Michigan State	9.23.06	2-27
6.5	USC	11.15.05	2-13
0.5	Army	11.18.06	2-1
0.0	at USC	11.25.06	2-0

most tackles

109	at Air Force	11.11.06	45-64
-----	--------------	----------	-------

109	Navy	11.3.07	35-74
97	Air Force	11.10.07	39-58
97	Navy	11.12.05	29-68
87	Michigan State	9.22.07	35-52
87	BYU	10.22.05	42-45
85	at Michigan	9.15.07	51-34
85	Michigan	9.16.06	31-54
83	USC	10.20.07	35-48
83	at Stanford	11.24.07	45-38

most quarterback sacks

7.0	at Stanford	11.26.05
5.0	at Stanford	11.24.07
5.0	at UCLA	10.6.07
5.0	Stanford	10.7.06
5.0	at Pittsburgh	9.3.05
4.0	North Carolina	11.4.06
4.0	vs. Navy	10.28.06
3.0	Army	11.18.06
3.0	UCLA	10.21.06
3.0	Tennessee	11.5.05
3.0	Syracuse	11.19.05
3.0	BYU	10.22.05
3.0	at Michigan State	9.23.06
3.0	at Washington	9.24.05

most tackles for loss

12.0	Syracuse	11.19.05
11.0	Tennessee	11.5.05
10.0	at Stanford	11.26.05
9.0	at UCLA	10.6.07
9.0	Michigan State	9.17.05
8.0	Army	11.18.06
8.0	North Carolina	11.4.06
8.0	UCLA	10.21.06
8.0	at Pittsburgh	9.3.05
8.0	Michigan	9.16.06

most fumbles forced

3	at UCLA	10.6.07
3	Penn State	9.9.06
3	Michigan State	9.17.05
2	Michigan	9.13.08
2	Navy	11.3.07
2	at Penn State	9.8.07
2	Tennessee	11.5.05
2	at Pittsburgh	9.3.05
2	at Michigan State	9.23.06
2	at Washington	9.24.05

most fumbles recovered

4	Michigan	9.13.08
3	at UCLA	10.6.07
2	Duke	11.17.07
2	Air Force	11.10.07
2	at Michigan	9.15.07
2	at Penn State	9.8.07
2	vs Ohio State	1.2.06
2	Penn State	9.9.06
2	Michigan State	9.17.05
2	at Washington	9.24.05

most pass breakups

9	at Michigan	9.10.05
8	San Diego State	9.6.08

**The Charlie Weis
Record Book**

7	USC	10.20.07
7	at UCLA	10.6.07
6	Duke	11.17.07
6	Purdue	9.30.06
6	at Purdue	10.1.05
5	Tennessee	11.5.05
5	at Pittsburgh	9.3.05
5	Penn State	9.9.06
5	at Washington	9.24.05

most blocked kicks

2	North Carolina	11.4.06
2	vs. Ohio State	1.2.06
2	Syracuse	11.19.05
1	Nine Times	

INDIVIDUAL RECORDS - OFFENSE

most rushing attempts

35	Walker, at Stanford (11.26.05)
32	Aldridge, Navy (11.3.07)
31	Walker, Purdue (9.30.06)
26	Walker, Syracuse (11.19.05)
26	Walker, at Michigan (9.10.05)
26	Walker, Michigan State (9.17.05)
25	Walker, Stanford (10.7.06)
24	Walker, Army (11.18.06)
23	Walker, at Purdue (10.1.05)
22	Aldridge, at UCLA (10.6.07)
22	Walker, at Georgia Tech (9.2.06)
22	Walker, vs. LSU (1.3.07)

most rushing yards

186	Walker, at Stanford (11.26.05)
162	Walker, Army (11.18.06)
153	Walker, Stanford (10.7.06)
153	Walker, at Air Force (11.11.06)
146	Walker, Purdue (9.30.06)
136	Hughes, at Stanford (11.24.07)
134	Allen, Purdue (9.27.08)
128	Walker, at Washington (9.24.05)
128	Walker, vs. LSU (1.3.07)
125	Aldridge, Navy (11.3.07)

highest average gain per rush (min. 10)

10.2	Walker, at Air Force (11.11.06)	15-153
7.9	Allen, Purdue (9.27.08)	17-134
7.6	Hughes, at Stanford (11.24.07)	18-136
6.8	Walker, Army (11.18.06)	24-162
6.7	Quinn, at USC (11.25.06)	11-74
6.5	Hughes, vs. Duke (11.17.07)	17-110
6.2	Walker, Navy (11.12.05)	19-118
6.1	Walker, Stanford (10.7.06)	25-153
6.1	Walker, at Washington (9.24.05)	21-128
5.8	Aldridge, vs. Michigan St. (9.22.07)	18-104
5.8	Walker, vs. LSU (1.3.07)	22-128

most rushing touchdowns

3	T. Thomas, Navy (11.3.07)
3	Powers-Neal, at Pittsburgh (9.3.05)
3	Walker, vs. Ohio State (1.2.06)
2	Hughes, vs. Michigan (9.13.08)
2	Walker, Army (11.18.06)
2	Powers-Neal, at Purdue (10.1.05)

longest rush from scrimmage

60	Quinn, at USC (11.25.06)
45	Hughes, at Stanford (11.24.07)
43	Aldridge, Michigan State (9.22.07)
43	Thomas, Penn State (9.9.06)
39	Walker, at Air Force (11.11.06)

38	Walker, at Stanford (11.26.05)
37	Walker, Syracuse (11.19.05)
35	Walker, vs. LSU (1.3.07)
33	Hughes, vs. Duke (11.17.07)
32	Walker, Stanford (10.7.06)

most passing attempts

60	Quinn, Michigan State (9.17.05)
48	Quinn, Michigan (9.16.06)
45	Quinn, at USC (11.25.06)
45	Quinn, UCLA (10.21.06)
45	Quinn, vs. Ohio State (1.2.06)
41	Clausen, at Michigan Tech (9.20.08)
41	Quinn, BYU (10.22.05)
40	Clausen, Air Force (11.10.07)
38	Quinn, at Stanford (11.26.05)
38	Quinn, at Georgia Tech (9.2.06)
38	Quinn, Purdue (9.30.06)

most passing completions

33	Quinn, Michigan State (9.17.05)
32	Quinn, BYU (10.22.05)
29	Quinn, vs. Ohio State (1.2.06)
29	Quinn, at Purdue (10.1.05)
29	Quinn, Purdue (9.30.06)
27	Quinn, UCLA (10.21.06)
27	Quinn, Stanford (10.7.06)
25	Quinn, at Stanford (11.26.05)
25	Quinn, Penn State (9.9.06)
25	Quinn, at Washington (9.24.05)

highest completion percentage (min. 10 att.)

80.6	Quinn, at Purdue (10.1.05)	29-36
78.0	Quinn, BYU (10.22.05)	32-41
76.9	Sharpley, Georgia Tech (9.1.07)	10-13
76.3	Quinn, Purdue (9.30.06)	29-38
73.7	Quinn, at Air Force (11.11.06)	14-19
73.3	Quinn, Army (11.18.06)	22-30
73.0	Quinn, Stanford (10.7.06)	27-37
72.0	Quinn, vs. Navy (10.28.06)	18-25
71.0	Quinn, Navy (11.12.05)	22-31
69.4	Quinn, Penn State (9.9.06)	25-36

most passing yards

487	Quinn, Michigan State (9.17.05)
467	Quinn, BYU (10.22.05)
440	Quinn, at Purdue (10.1.05)
432	Quinn, at Stanford (11.26.05)
346	Quinn, North Carolina (11.4.06)
327	Quinn, at Washington (9.24.05)
319	Quinn, at Michigan State (9.23.06)
316	Quinn, Purdue (9.30.06)
304	Quinn, UCLA (10.21.06)
295	Quinn, Tennessee (11.5.05)
295	Quinn, vs. Navy (10.28.06)

most passing yards per attempt (min. 10 att.)

12.2	Quinn, at Purdue (10.1.05)	36-440
11.8	Quinn, vs. Navy (10.28.06)	25-295
11.4	Quinn, BYU (10.22.05)	41-467
11.4	Quinn, at Stanford (11.26.05)	38-432
10.9	Quinn, at Air Force (11.11.06)	19-207
9.9	Quinn, North Carolina (11.4.06)	35-346
9.2	Quinn, Navy (11.12.05)	31-284
8.9	Quinn, Tennessee (11.5.05)	33-295
8.9	Quinn, at Michigan State (9.23.06)	36-319
8.8	Quinn, at Washington (9.24.05)	37-327

most passing yards per comp. (min. 5 comp.)

17.3	Quinn, at Stanford (11.26.05)	25-432
16.4	Quinn, vs. Navy (10.28.06)	18-295

15.9	Quinn, at Michigan State (9.23.06)	20-319
15.2	Quinn, at Purdue (10.1.05)	29-440
15.0	Quinn, North Carolina (11.4.06)	23-346
14.8	Quinn, at Air Force (11.11.06)	14-207
14.8	Quinn, Michigan State (9.17.05)	33-487
14.8	Quinn, Tennessee (11.5.05)	20-295
14.7	Clausen, Michigan (9.13.08)	10-147
14.6	Quinn, BYU (10.22.05)	32-467

most passing touchdowns

6	Quinn, BYU (10.22.05)
5	Quinn, Michigan State (9.17.05)
5	Quinn, at Michigan State (9.23.06)
4	Quinn, at Air Force (11.11.06)
4	Quinn, North Carolina (11.4.06)
4	Quinn, Navy (11.12.05)
3	Clausen, Purdue (9.27.08)
3	Clausen, San Diego State (9.6.08)
3	Clausen, Duke (11.17.07)
3	Clausen, Air Force (11.10.07)
3	Quinn, at USC (11.25.06)
3	Quinn, Army (11.18.06)
3	Quinn, Tennessee (11.5.05)
3	Quinn, at Stanford (11.26.05)
3	Quinn, at Purdue (10.1.05)
3	Quinn, Stanford (10.7.06)
3	Quinn, Penn State (9.9.06)
3	Quinn, Michigan (9.16.06)
3	Quinn, vs. Navy (10.28.06)

most passing interceptions

3	Quinn, Michigan (9.16.06)
2	Clausen, Michigan (9.13.08)
2	Clausen, San Diego State (9.6.08)
2	Clausen, Boston College (10.13.07)
2	Quinn, at Stanford (11.26.05)
2	Quinn, vs. LSU (1.3.07)
2	Clausen, at Michigan State (9.20.08)
1	Clausen, at Stanford (11.24.07)
1	Sharpley, USC (10.20.07)
1	Quinn, Navy (11.12.05)
1	Quinn, at Purdue (10.1.05)
1	Quinn, USC (11.15.05)
1	Quinn, at Pittsburgh (9.3.05)
1	Quinn, Michigan State (9.17.05)
1	Quinn, at Michigan State (9.23.06)
1	Wolke, at Purdue (10.1.05)
1	Quinn, Army (11.18.06)
1	Clausen, at Penn State (9.8.07)
1	Clausen, at Michigan (9.15.07)
1	Sharpley, at Michigan (9.15.07)
1	Clausen, at Purdue (9.29.07)
1	Sharpley, at Purdue (9.29.07)

highest passing efficiency rating (min. 10 att.)

234.8	Quinn, at Air Force (11.11.06)
222.0	Quinn, BYU (10.22.05)
210.7	Quinn, vs. Navy (10.28.06)
205.2	Quinn, at Purdue (10.1.05)
186.5	Quinn, North Carolina (11.4.06)
184.1	Quinn, Navy (11.12.05)
176.8	Quinn, at Stanford (11.26.05)
170.3	Quinn, at Michigan State (9.23.06)
165.7	Quinn, Tennessee (11.5.05)
163.9	Quinn, Penn State (9.9.06)

**The Charlie Weis
Record Book**

longest pass completion

80	Quinn, at Stanford (11.26.05)
73	Quinn, Tennessee (11.5.05)
62	Quinn, at Michigan State (9.23.06)
60	Clausen, Michigan (9.13.08)
55	Quinn, at Purdue (10.1.05)
52	Quinn, at Washington (9.24.05)
51	Quinn, at Pittsburgh (9.3.05)
51	Quinn, at Air Force (11.11.06)
50	Quinn, Michigan State (9.17.05)
46	Quinn, North Carolina (11.4.06)

most receptions

14	Stovall, BYU (10.22.05)
10	McKnight, Purdue (9.30.06)
10	Samardzija, BYU (10.22.05)
9	Samardzija, Army (11.18.06)
9	Stovall, vs Ohio State (1.2.06)
9	Walker, Purdue (9.30.06)
8	Samardzija, vs. LSU (1.3.07)
8	Carlson, North Carolina (11.4.06)
8	Grimes, UCLA (10.21.06)
8	Samardzija, UCLA (10.21.06)
8	McKnight, Georgia Tech (9.2.06)
8	Samardzija, Stanford (11.26.05)
8	Samardzija, Washington (9.24.05)
8	Stovall, Navy (11.12.05)
8	Stovall, at Purdue (10.1.05)
8	Stovall, Michigan State (9.17.05)

most receiving yards

207	Stovall, BYU (10.22.05)
191	Samardzija, at Stanford (11.26.05)
177	Samardzija, North Carolina (11.4.06)
176	Stovall, Michigan State (9.17.05)
164	Samardzija, at Washington (9.24.05)
153	Samardzija, at Purdue (10.1.05)
152	Samardzija, BYU (10.22.05)
136	Stovall, at Stanford (11.26.05)
134	Stovall, at Purdue (10.1.05)
130	Stovall, Navy (11.12.05)

highest avg. gain per reception (min. 3 rec.)

34.7	Tate, at Purdue (9.29.07)	3-104
31.8	Tate, Michigan (9.13.08)	4-127
30.3	Stovall, Syracuse (11.19.05)	3-91
30.2	Carlson, at Michigan State (9.23.06)	4-121
29.5	Samardzija, North Carolina (11.4.06)	6-177
24.0	Grimes, vs. Navy (10.28.06)	3-72
23.9	Samardzija, at Stanford (11.26.05)	8-191
23.5	Parris, Boston College (10.13.07)	4-94
22.0	Stovall, Michigan State (9.17.05)	8-176
21.9	Samardzija, at Purdue (10.1.05)	7-153

most receiving touchdowns

4	Stovall, BYU (10.22.05)
3	Samardzija, Michigan State (9.17.05)
3	Samardzija, Navy (11.12.05)
2	Kamara, Navy (11.3.07)
2	McKnight, Army (11.18.06)
2	McKnight, North Carolina (11.4.06)
2	McKnight, at Michigan State (9.23.06)
2	McKnight, Purdue (9.30.06)
2	Samardzija, Purdue (9.30.06)
2	Samardzija, at Stanford (11.26.05)
2	Samardzija, at Purdue (10.1.05)
2	Samardzija, BYU (10.22.05)
2	Samardzija, at Michigan State (9.23.06)
2	McKnight, vs. Navy (10.28.06)

longest pass reception

80	Samardzija, at Stanford (11.26.05)
73	Samardzija, Tennessee (11.5.05)
62	Carlson, at Michigan State (9.23.06)
60	Tate, Michigan (9.13.08)
55	Samardzija, at Purdue (10.1.05)
52	Samardzija, at Washington (9.24.05)
51	Walker, at Pittsburgh (9.3.05)
51	Samardzija, at Air Force (11.11.06)
50	Stovall, Michigan State (9.17.05)
46	Samardzija, North Carolina (11.4.06)

most total offense plays

67	Quinn, Michigan State (9.17.05)	7r,60p
59	Quinn, UCLA (10.21.06)	14r,45p
56	Quinn, at USC (11.25.06)	11r, 45p
55	Quinn, vs Ohio State (1.2.06)	10r,45p
52	Quinn, Michigan (9.16.06)	4r,48p
50	Clausen, Air Force (11.10.07)	10r,40p
48	Quinn, USC (11.15.05)	13r,35p
47	Clausen, at Stanford (11.24.07)	15r, 32p
45	Quinn, BYU (10.22.05)	4r,41p
45	Quinn, at Georgia Tech (9.2.06)	7r,38p

most total offense yards gained

479	Quinn, Michigan State (9.17.05)	-8r,487p
463	Quinn, at Purdue (10.1.05)	23r,440p
457	Quinn, BYU (10.22.05)	-10r,467p
453	Quinn, at Stanford (11.26.05)	21r,432p
414	Clausen, vs. Duke (11.17.07)	220r,194p
356	Quinn, at Washington (9.24.05)	29r,327p
348	Quinn, at USC (11.25.06)	74r, 274p
323	Quinn, vs. Navy (10.28.06)	28r, 295p
319	Quinn, at Michigan State (9.23.06)	0r,319p
316	Quinn, North Carolina (11.4.06)	-30r, 346p
311	Quinn, Navy (11.12.05)	27r,284p

highest average gain per play (min. 20 plays)

11.6	Quinn, at Purdue (10.1.05)	40-463
11.1	Quinn, vs. Navy (10.28.06)	29-323
10.3	Quinn, at Stanford (11.26.05)	44-453
10.2	Quinn, BYU (10.22.05)	45-457
9.1	Quinn, Navy (11.12.05)	34-311
8.8	Quinn, at Air Force (11.11.06)	23-203
8.7	Quinn, at Washington (9.24.05)	41-356
8.6	Quinn, at Pittsburgh (9.3.05)	32-276
7.7	Quinn, North Carolina (11.4.06)	41-316
7.6	Quinn, at Michigan State (9.23.06)	42-319

most all-purpose yards gained

247	Allen, Purdue (9.27.08)
241	Walker, at Stanford (11.26.05)
226	Allen, Navy (11.3.07)
219	Walker, Purdue (9.30.06)
208	Stovall, BYU (10.22.05)
198	Allen, at Michigan State (9.20.08)
198	Walker, Stanford (10.7.06)
193	Grimes, Michigan (9.16.06)
193	Samardzija, at Stanford (11.26.05)
187	Walker, Army (11.18.06)

most all-purpose attempts

40	Walker, at Stanford (11.26.05)
40	Walker, Purdue (9.30.06)
31	Walker, Stanford (10.7.06)
31	Walker, at Michigan (9.10.05)
31	Walker, Michigan State (9.17.05)
29	Walker, Syracuse (11.19.05)
29	Walker, Army (11.18.06)
27	Walker, Penn State (9.9.06)

26	Walker, at Georgia Tech (9.2.06)
25	Walker, UCLA (10.21.06)

most points scored

24	Stovall, BYU (10.22.05)
18	T. Thomas, Navy (11.3.07)
18	Powers-Neal, at Pittsburgh (9.3.05)
18	Samardzija, Michigan State (9.17.05)
18	Stovall, Navy (11.12.05)
18	Walker, vs Ohio State (1.2.06)
12	16 times

most touchdowns scored

4	Stovall, BYU (10.22.05)
3	T. Thomas, Navy (11.3.07)
3	Powers-Neal, at Pittsburgh (9.3.05)
3	Samardzija, Michigan State (9.17.05)
3	Stovall, Navy (11.12.05)
3	Walker, vs Ohio State (1.2.06)
2	16 times

INDIVIDUAL RECORDS - DEFENSE**most fumble returns TD**

1	Smith, B., Michigan (9.13.08)
1	Crum, at UCLA (10.6.07)
1	Zbikowski, Penn State (9.9.06)

most fumble return yards

36	Crum, at UCLA (10.6.07)	2
35	Smith, B., Michigan (9.13.08)	1
25	Zbikowski, Penn State (9.9.06)	1

most interception returns TD

1	Lambert, at Michigan State (9.23.06)
1	Walls, at Penn State (9.9.06)
1	B. Smith, Boston College (10.13.07)
1	Blanton, Purdue (9.27.08)

most interception returns

2	Crum, at UCLA (10.6.07)
2	Richardson, Army (11.18.06)
2	Lambert, at Michigan State (9.23.06)
1	32 times

most interception return yards

83	Zbikowski, BYU (10.22.05)	1
73	Walls, at Penn State (9.8.07)	1
51	Ndukwe, Michigan (9.16.06)	1
47	Blanton, Purdue (9.27.08)	1
46	Crum, at UCLA (10.6.07)	2
43	Zbikowski, Stanford (11.24.07)	1
41	Wooden, Tennessee (11.5.05)	1
41	Gray, Michigan (9.13.08)	1
39	Bruton, Michigan (9.13.08)	1
33	Zbikowski, Tennessee (11.5.05)	1

highest avg. per INT return (min. 2 ret.)

23.0	Crum, at UCLA (10.6.07)	2-46
13.5	Lambert, at Michigan State (9.23.06)	2-27
0.5	Richardson, Army (11.18.06)	2-1

**The Charlie Weis
Record Book**

most tackles

22	Ndukwe, at Air Force (11.11.06)	15-7
17	Laws, Air Force (11.10.07)	6-11
16	Brockington, Navy (11.3.07)	4-12
16	Crum, Michigan State (9.22.07)	6-10
15	Bruton, Michigan (9.13.08)	10-5
15	Laws, Navy (11.3.07)	8-7
15	Bruton, Michigan State (9.22.07)	8-7
15	Brockington, at Air Force (11.11.06)	5-10
14	McCarthy, San Diego State (9.6.08)	10-4
14	Crum, Penn State (9.9.06)	10-4
14	Mays, Navy (11.12.05)	4-10
14	Zbikowski, vs. Navy (10.28.06)	10-4

most quarterback sacks

4.0	Abiamiri, at Stanford (11.26.05)
3.0	Abiamiri, Stanford (10.7.06)
2.0	Landri, Army (11.18.06)
2.0	Abiamiri, North Carolina (11.4.06)
2.0	Hoyte, at Stanford (11.26.05)
2.0	Hoyte, at Pittsburgh (9.3.05)
2.0	Mays, Syracuse (11.19.05)
2.0	Abiamiri, vs. Navy (10.28.06)
1.5	Landri, Stanford (10.7.06)
1.5	Landri, BYU (10.22.05)

most tackles for loss

4.5	Landri, Army (11.18.06)
4.5	Hoyte, at Pittsburgh (9.3.05)
4.0	Abiamiri, at Stanford (11.26.05)
3.5	Landri, North Carolina (11.4.06)
3.5	Abiamiri, Stanford (10.7.06)
3.5	Mays, Syracuse (11.19.05)
3.0	Abiamiri, Michigan State (9.17.05)
3.0	Crum, Jr., Tennessee (11.5.05)
3.0	Crum, Jr., Penn State (9.9.06)
3.0	Hoyte, at Washington (9.24.05)
3.0	Mays, Tennessee (11.5.05)
3.0	Laws, at Purdue (9.29.07)

most fumbles forced

2	Crum, at UCLA (10.6.07)
2	Richardson, Tennessee (11.5.05)
2	Zbikowski, at Penn State (9.8.07)
1	34 times

most fumbles recovered

2	Smith, B., Michigan (9.13.08)
2	Crum, at UCLA (10.6.07)
2	Ray Herring, at Michigan (9.15.07)

most pass breakups

2	Johnson, at Michigan State (9.20.08)
2	McNeil, Michigan (9.13.08)
2	Lambert, San Diego State (9.6.08)
2	S. Brown, San Diego State (9.6.08)
2	Ryan, San Diego State (9.6.08)
2	Walls, at Stanford (11.24.07)
2	Kuntz, USC (10.20.07)
2	Stephenson, USC (10.20.07)
2	Walls, Boston College (10.13.07)
2	Crum, at UCLA (10.6.07)
2	Kuntz, at UCLA (10.6.07)
2	Laws, at UCLA (10.6.07)
2	Kuntz, Georgia Tech (9.1.07)
2	Frome, Purdue (9.30.06)
2	Frome, at USC (11.25.06)
2	Mays, at Michigan (9.10.05)
2	Ndukwe, Tennessee (11.5.05)
2	Ndukwe, at Stanford (11.26.05)

2	Richardson, Syracuse (11.19.05)
2	Richardson, at Purdue (10.1.05)
2	Wooden, Michigan State (9.17.05)
2	Zbikowski, at Washington (9.24.05)

longest interception return

83	Zbikowski, BYU (10.22.05)
73	Walls, at Penn State (9.8.07)
51	Ndukwe, Michigan (9.16.06)
47	Blanton, Purdue (9.27.08)
43	Zbikowski, at Stanford (11.24.07)
41	Wooden, Tennessee (11.5.05)
41	Gray, Michigan (9.13.08)
39	Bruton, Michigan (9.13.08)
33	Zbikowski, Tennessee (11.5.05)
33	Crum, at UCLA (10.6.07)

longest fumble return

35	Smith, B., Michigan (9.13.08)
34	Crum, at UCLA (10.6.07)
25	Zbikowski, Penn State (9.9.06)

INDIVIDUAL RECORDS - SPECIAL TEAMS**most extra points made by kicking**

7	Fitzpatrick, at Purdue (10.1.05)
7	Fitzpatrick, BYU (10.22.05)
6	Fitzpatrick, Navy (11.12.05)
6	Fitzpatrick, at Pittsburgh (9.3.05)
6	Gioia, North Carolina (11.4.06)
5	B. Walker, Purdue (9.27.08)
5	Walker, Michigan (9.13.08)
5	Walker, Navy (11.3.07)
5	Gioia, Army (11.18.06)
5	Fitzpatrick, Tennessee (11.5.05)
5	Fitzpatrick, Michigan State (9.17.05)
5	Gioia, Penn State (9.9.06)
5	Gioia, Purdue (9.30.06)
5	Gioia, vs. Navy (10.28.06)

most extra points attempted by kicking

7	Fitzpatrick, at Purdue (10.1.05)
7	Fitzpatrick, BYU (10.22.05)
6	Gioia, at Air Force (11.11.06)
6	Fitzpatrick, Navy (11.12.05)
6	Fitzpatrick, at Pittsburgh (9.3.05)
6	Gioia, North Carolina (11.4.06)
5	B. Walker, Purdue (9.27.08)
5	Walker, Michigan (9.13.08)
5	Walker, Navy (11.3.07)
5	Gioia, Army (11.18.06)
5	Fitzpatrick, Tennessee (11.5.05)
5	Fitzpatrick, Michigan State (9.17.05)
5	Gioia, Penn State (9.9.06)
5	Gioia, at Michigan State (9.23.06)
5	Gioia, Purdue (9.30.06)
5	Gioia, vs. Navy (10.28.06)

most points scored by kicking

12	Fitzpatrick, at Washington (9.24.05)
11	Fitzpatrick, Tennessee (11.5.05)
11	Fitzpatrick, Michigan State (9.17.05)
11	Gioia, Penn State (9.9.06)
9	Fitzpatrick, Syracuse (11.19.05)
9	Gioia, North Carolina (11.4.06)
8	B. Walker, Purdue (9.27.08)
8	Walker, Navy (11.3.07)
8	Gioia, vs. Navy (10.28.06)
8	Gioia, UCLA (10.21.06)
7	Fitzpatrick, at Purdue (10.1.05)

7	Fitzpatrick, USC (11.15.05)
7	Fitzpatrick, BYU (10.22.05)
7	Gioia, Stanford (10.7.06)

most field goals attempted

4	Fitzpatrick, Syracuse (11.19.05)
3	Gioia, UCLA (10.21.06)
3	Fitzpatrick, Michigan State (9.17.05)
3	Fitzpatrick, at Washington (9.24.05)
2	B. Walker, Purdue (9.27.08)
2	Walker, at Michigan State (9.20.08)
2	Walker, Navy (11.3.07)
2	Walker, at UCLA (10.6.07)
2	Fitzpatrick, Tennessee (11.5.05)
2	Fitzpatrick, at Stanford (11.26.05)
2	Fitzpatrick, USC (11.15.05)
2	Gioia, at Georgia Tech (9.2.06)
2	Gioia, Penn State (9.9.06)

most field goals made

3	Fitzpatrick, at Washington (9.24.05)
2	Walker, at UCLA (10.6.07)
2	Gioia, UCLA (10.21.06)
2	Fitzpatrick, Tennessee (11.5.05)
2	Fitzpatrick, Syracuse (11.19.05)
2	Fitzpatrick, Michigan State (9.17.05)
2	Gioia, Penn State (9.9.06)
1	11 Times

longest field goal made

48	Walker, at UCLA (10.6.07)
48	Fitzpatrick, Michigan State (9.17.05)
44	Fitzpatrick, Syracuse (11.19.05)
43	Fitzpatrick, at Michigan (9.10.05)
41	B. Walker, Purdue (9.27.08)
40	Gioia, vs. Navy (10.28.06)
39	Fitzpatrick, at Washington (9.24.05)
36	Fitzpatrick, Tennessee (11.5.05)
35	Gioia, Stanford (10.7.06)
35	Gioia, Penn State (9.9.06)

most punts

10	Price, USC (10.20.07)
9	Price, at UCLA (10.6.07)
9	Price, at Penn State (9.8.07)
9	Fitzpatrick, at Michigan (9.10.05)
7	Price, at Michigan (9.15.07)
7	Price, Georgia Tech (9.1.07)
7	Price, Michigan (9.16.06)
7	Price, at Michigan State (9.23.06)
6	Maust, Michigan (9.13.08)
6	Price, Boston College (10.13.07)
6	Price, Michigan State (9.22.07)
6	Price, UCLA (10.21.06)
6	Fitzpatrick, vs. Ohio State (1.2.06)

most yards punting

450	Price, USC (10.20.07)
404	Price, at Penn State (9.8.07)
371	Fitzpatrick, at Michigan (9.10.05)
363	Price, Michigan (9.16.06)
363	Price, at UCLA (10.6.07)
303	Price, at Michigan (9.15.07)
303	Price, at Michigan State (9.23.06)
268	Price, Georgia Tech (9.1.07)
263	Maust, Michigan (9.13.08)
254	Fitzpatrick, vs. Ohio State (1.2.06)
253	Price, Boston College (10.13.07)

**The Charlie Weis
Record Book**

highest average yards per punt (min. 3 punts)

51.9	Price, Michigan (9.16.06)	7-363
50.4	Price, at Georgia Tech (9.2.06)	5-252
47.4	Price, vs. LSU (1.3.07)	5-237
45.8	Price, North Carolina (11.4.06)	5-229
45.7	Fitzpatrick, at Pittsburgh (9.3.05)	3-137
45.7	Price, Purdue (9.30.06)	3-137
45.0	Price, USC (10.20.07)	10-450
44.2	Fitzpatrick, BYU (10.22.05)	5-221
44.8	Price, at Penn State (9.8.07)	9-403
44.0	Price, Penn State (9.9.06)	3-132
44.0	Maust, at Purdue (9.29.07)	3-132

most punts downed inside 20

3	Maust, at Stanford (11.24.07)
3	Price, Boston College (10.13.07)
3	Price, at UCLA (10.6.07)
3	Price, Purdue (9.30.06)
2	Maust, at Michigan State (9.20.08)
2	Maust, Michigan (9.13.08)
2	Maust, San Diego State (9.6.08)
2	Maust, Duke (11.17.07)
2	Maust, Air Force (11.10.07)
2	Price, at Michigan (9.15.07)
2	Price, North Carolina (11.4.06)
2	Fitzpatrick, vs Ohio State (1.2.06)
2	Fitzpatrick, Syracuse (11.19.05)
2	Fitzpatrick, USC (11.15.05)
2	Fitzpatrick, Michigan State (9.17.05)
2	Price, Penn State (9.9.06)
2	Price, Michigan (9.16.06)
2	Maust, at Purdue (9.29.07)

longest punt

62	Price, Penn State (9.9.06)
61	Price, at Georgia Tech (9.2.06)
60	Fitzpatrick, at Michigan (9.10.05)
59	Price, Michigan (9.16.06)
57	Price, at Penn State (9.8.07)
56	Price, Michigan State (9.22.07)
56	Price, Michigan (9.16.06)
56	Price, Boston College (10.13.07)
55	Price, at Michigan (9.16.07)
55	Price, Georgia Tech (9.1.07)
55	Price, Army (11.18.06)
55	Price, vs. LSU (1.3.07)

longest punt return

78	Zbikowski, Tennessee (11.5.05)
60	Zbikowski, at Stanford (11.24.07)
60	Zbikowski, USC (11.15.05)
52	Zbikowski, North Carolina (11.4.06)
47	Zbikowski, at Penn State (9.8.07)
32	Zbikowski, Navy (11.3.07)
25	Zbikowski, at Michigan State (9.23.06)
25	Zbikowski, at Washington (9.24.05)
23	Zbikowski, at Pittsburgh (9.3.05)
22	Allen, San Diego State (9.6.08)

longest kick return

53	Allen, at Michigan State (9.20.08)
50	Grimes, North Carolina (11.4.06)
46	Grimes, at Georgia Tech (9.2.06)
40	Tate, at Michigan (9.15.07)
40	Grimes, at Purdue (10.1.05)
38	Allen, Navy (11.3.07)
36	Hord, Tennessee (11.5.05)
36	Allen, Purdue (9.27.08)
33	Allen, USC (10.20.07)
33	Allen, at Purdue (9.29.07)

33	Grimes, BYU (10.22.05)
33	West, at Georgia Tech (9.2.06)

most punt returns

6	Zbikowski, at Stanford (11.26.05)
4	Zbikowski, at Stanford (11.24.07)
4	Zbikowski, USC (11.15.05)
4	Zbikowski, at Georgia Tech (9.2.06)
3	Allen, at Michigan State (9.20.08)
3	Zbikowski, Duke (11.17.07)
3	Zbikowski, Boston College (10.13.07)
3	Zbikowski, Army (11.18.06)
3	Zbikowski, North Carolina (11.4.06)
3	Zbikowski, Tennessee (11.5.05)
3	Zbikowski, Syracuse (11.19.05)

most punt return yards

118	Zbikowski, Tennessee (11.5.05)	3
87	Zbikowski, USC (11.15.05)	4
69	Zbikowski, North Carolina (11.4.06)	3
64	Zbikowski, at Stanford (11.24.07)	
37	Zbikowski, Navy (11.3.07)	2
35	Allen, San Diego State (9.6.08)	2
34	Zbikowski, Boston College (10.13.07)	3
34	Zbikowski, at Stanford (11.26.05)	6
31	Zbikowski, at Washington (9.24.05)	2
30	Zbikowski, at Georgia Tech (9.2.06)	4

highest avg. gain per punt return (min. 2 ret.)

39.3	Zbikowski, Tennessee (11.5.05)	3-118
23.0	Zbikowski, North Carolina (11.4.06)	3-69
21.8	Zbikowski, USC (11.15.05)	4-87
18.5	Zbikowski, Navy (11.3.07)	2-37
17.5	Allen, San Diego State (9.6.08)	2-35
16.0	Zbikowski, at Stanford (11.24.07)	4-64
15.5	Zbikowski, at Washington (9.24.05)	2-31
11.3	Zbikowski, Boston College (10.13.07)	3-34
11.0	Zbikowski, Michigan State (9.17.05)	2-22
7.5	West, North Carolina (11.4.06)	2-15
7.5	Zbikowski, BYU (10.22.05)	2-15
7.5	Zbikowski, at Georgia Tech (9.2.06)	4-30

most kick returns

6	Allen, Air Force (11.10.07)
6	Grimes, Michigan (9.16.06)
5	Allen, at Michigan State (9.20.08)
5	Tate, at Michigan (9.15.07)
5	Zbikowski, at USC (11.25.06)
5	Allen, Georgia Tech (9.1.07)
4	Allen, Purdue (9.27.08)
4	Allen, Navy (11.3.07)
4	Grimes, vs. LSU (1.3.07)
4	Grimes, at Stanford (11.26.05)
3	Tate, Michigan (9.13.08)
3	Allen, USC (10.20.07)
3	Allen, Boston College (10.13.07)
3	Allen, at UCLA (10.6.07)
3	Tate, Michigan State (9.22.07)
3	Allen, at Penn State (9.8.07)
3	Grimes, North Carolina (11.4.06)
3	Grimes, UCLA (10.21.06)
3	Grimes, BYU (10.22.05)
3	Hord, Tennessee (11.5.05)
3	Walls, Stanford (10.7.06)
3	West, at Michigan State (9.23.06)

most kick return yards

145	Grimes, Michigan (9.16.06)	6
147	Allen, at Michigan State (9.20.08)	5
133	Tate, at Michigan (9.15.07)	5

117	Allen, Air Force (11.10.07)	6
115	Allen, Navy (11.3.07)	4
107	Zbikowski, at USC (11.25.06)	5
105	Allen, Purdue (9.27.08)	
101	Grimes, North Carolina (11.4.06)	3
97	Grimes, at Stanford (11.26.05)	4
84	Allen, Georgia Tech (9.1.07)	5
80	West, vs. LSU (1.3.07)	4

highest avg. gain per kick return (min. 2 ret.)

33.7	Grimes, North Carolina (11.4.06)	3-101
31.0	Grimes, at Purdue (10.1.05)	2-62
29.3	Allen, at Michigan State (9.20.08)	5-147
28.8	Allen, Navy (11.3.07)	4-115
26.6	Tate, at Michigan (9.15.07)	5-133
26.2	Allen, Purdue (9.27.08)	4-105
24.3	Allen, at UCLA (10.6.07)	3-73
24.2	Grimes, at Stanford (11.26.05)	4-97
24.2	Grimes, Michigan (9.16.06)	6-145
24.0	Allen, USC (10.20.07)	3-72

most blocked kicks

2	Anastasio, Syracuse (11.19.05)
2	Landri, North Carolina (11.4.06)
1	Laws, at Stanford (11.24.07)
1	Laws, Georgia Tech (9.1.07)
1	Quinn, S., at USC (11.25.06)
1	Landri, Army (11.18.06)
1	Laws, North Carolina (11.4.06)
1	Anastasio, at Washington (9.24.05)
1	Landri, Michigan (9.16.06)
1	Laws, at Air Force (11.11.06)
1	Laws, vs Ohio State (1.2.06)
1	Laws, at Purdue (10.1.05)
1	Ndukwe, vs Ohio State (1.2.06)

**Notre Dame
Depth Chart**

Notre Dame Offense

X	23	Golden Tate	5-11	195	So.
	18	DUVAL KAMARA	6-5	219	So.
LT	77	MIKE TURKOVICH!	6-6	305	Sr.
	70	Matt Romine	6-5	292	So.
LG	55	ERIC OLSEN@	6-4	303	Jr.
	72	PAUL DUNCAN#	6-7	308	Sr.
	76	Andrew Nuss	6-5	304	So.
C	51	Dan Wenger	6-4	302	Jr.
	67	Thomas Bemenderfer	6-5	300	Sr.
RG	59	Chris Stewart	6-5	337	Jr.
	78	Trevor Robinson	6-5	306	Fr.
RT	74	SAM YOUNG	6-8	330	Jr.
	75	Taylor Dever	6-5	301	So.
TE	9	Kyle Rudolph	6-6	252	Fr.
	84	Will Yeatman	6-6	265	Jr.
	87	Joseph Fauria	6-7	245	Fr.
Z	11	DAVID GRIMES	5-10	177	Sr.
	3	Michael Floyd	6-3	215	Fr.
QB	7	JIMMY CLAUSEN	6-3	217	So.
	13	Evan Sharpley	6-2	215	Sr.
FB	44	ASAPH SCHWAPP	6-0	257	Sr.
	30	Steve Paskorz	6-2	235	So.
HB	5	Armando Allen	5-10	195	So.
	33	Robert Hughes	5-11	237	So.
	or 34	JAMES ALDRIDGE	6-0	225	Jr.

Notre Dame Special Teams

PK	14	BRANDON WALKER	6-3	202	So.
	39	Ryan Burkhart	5-11	190	Jr.
P	43	Eric Maust	6-2	177	Jr.
	39	Ryan Burkhart	5-11	190	Jr.
SNP	39	Kevin Brooks	6-2	240	Sr.
	86	Paul Kuppich	6-3	232	Sr.
HLD	43	Eric Maust	6-2	177	Jr.
	13	Evan Sharpley	6-2	215	Sr.

Notre Dame Defense

DE	94	JUSTIN BROWN	6-3	277	Sr.
	53	Morrice Richardson	6-2	255	Jr.
NT	95	Ian Williams	6-2	310	So.
	93	Paddy Mullen	6-3	300	Jr.
DE	96	PAT KUNTZ	6-3	283	Sr.
	9	Ethan Johnson	6-4	275	Fr.
	91	Emeka Nwankwo	6-4	295	So.
SAM	22	Harrison Smith	6-2	212	So.
	41	Scott Smith	6-4	235	Sr.
	46	Steve Filer	6-3	236	Fr.
MIKE	58	Brian Smith	6-3	245	So.
	49	Toryan Smith	6-1	244	Jr.
JACK	40	MAURICE CRUM JR.	6-0	235	Sr.
	48	Steve Quinn	6-2	225	Sr.
WILL	90	JOHN RYAN	6-5	264	Jr.
	or 56	KERRY NEAL	6-2	246	So.
	45	Darius Fleming	6-1	236	Fr.
LCB	8	Raeshon McNeil	6-0	190	Jr.
	4	Gary Gray	5-11	188	So.
FS	27	DAVID BRUTON	6-2	212	Sr.
	31	Sergio Brown	6-2	205	Jr.
SS	28	Kyle McCarthy	6-1	203	Sr.
	6	Ray Herring	5-10	198	Sr.
RCB	20	TERRAIL LAMBERT	5-11	195	Sr.
	12	Robert Blanton	6-1	180	Fr.

Notre Dame Special Teams

PR	5	Armando Allen	5-10	195	So.
	11	David Grimes	5-10	177	Sr.
	23	Golden Tate	5-11	195	So.
KR	5	Armando Allen	5-10	195	So.
	23	Golden Tate	5-11	195	So.
	19	George West	5-10	196	Jr.
KO	39	Ryan Burkhart	5-11	190	Jr.
	14	Brandon Walker	6-3	202	So.

ALLCAPS- returning starter from 2007

! - started 12 games at LG in 2007

@ - started six games at RG in 2007

- started 10 games at LT and 2 games at RT in 2007

NUMERICAL ROSTER

No.	Name	Pos
1	Walker, Deion	WR
3	Floyd, Michael	WR
4	Gray, Gary	CB
5	Allen, Armando	HB
6	Herring, Ray	S
7	Clausen, Jimmy	QB
8	McNeil, Raeshon	CB
9	Johnson, Ethan	DE
9	Rudolph, Kyle	TE
10	Crist, Dayne	QB
11	Grimes, David	WR
12	Blanton, Robert	CB
13	Sharpley, Evan	QB
14	Walker, Brandon	K
15	Castello, Brian	QB
15	McCarthy, Dan	S
16	Montana, Nate	QB
17	Lezynski, Nick	CB
17	Matthew Mulvey	QB
18	Kamara, Duval	WR
19	West, George	WR
20	Lambert, Terrail	CB
21	Gallup Jr., Barry	HB
22	Smith, Harrison	S
23	Tate, Golden	WR
24	Coughlin, Brian	WR
24	Gordon, Leonard	CB
25	Gray, Jonas	HB
26	Slaughter, Jamoris	CB
27	Bruton, David	S
28	McCarthy, Kyle	S
29	Gaines, Jashaad	S
29	Garcia, Michael	WR
30	Paskorz, Steve	FB
31	Brown, Sergio	S
32	Schmidt, Luke	FB/TE
33	Hughes, Robert	HB
34	Aldridge, James	HB
35	Brooks, Kevin	TE/LS
35	Smith, Kevin	ILB
36	Bizjak, Joe	K
36	Posluszny, David	ILB
37	Anello, Mike	CB
37	Noel, Eras	HB
38	Bathon, Chris	S
38	Gurries, Chris	WR
39	Burkhart, Ryan	K
40	Crum, Maurice	ILB
41	Smith, Scott	OLB
41	Rodriguez, Nikolas	HB
42	Washington, Kevin	ILB
42	Franco, Dan	WR
43	Maust, Eric	P
43	Leonis, John	CB

ALPHABETICAL ROSTER

No.	Name	Pos	Ht	Wt	Cl	Hometown/Previous School
34	Aldridge, James	HB	6-0	225	Jr.	St. Louis, Mo./Merrillville (IN)
5	Allen, Armando	HB	5-10	195	So.	Opa Locka, FL/Hialeah-Miami Lakes
37	Anello, Mike+	CB	5-10	170	Sr.	Orland Park, IL/Carl Sandburg
38	Bathon, Chris+	S	5-10	192	Jr.	Pleasantville, NY/Pleasantville
67	Bemenderfer, Thomas	OC	6-5	300	Sr.	Mishawaka, IN/Penn
36	Bizjak, Joe+	K	6-2	165	Jr.	Kokomo, IN/Kokomo
12	Blanton, Robert	CB	6-1	180	Fr.	Matthews, NC/Butler
35	Brooks, Kevin+	TE	6-2	240	Sr.	Thousand Oaks, CA/Crespi Carmelite
69	Brophy, Carl+	OL	6-4	278	Fr.	Spokane, Wash./Gonzaga Prep
94	Brown, Justin	DE	6-3	277	Sr.	Clinton, MD/Bishop McNamara
31	Brown, Sergio	S	6-2	205	Jr.	Maywood, IL/Proviso East
27	Bruton, David	S	6-2	212	Sr.	Miamisburg, OH/Miamisburg
88	Burger, Bobby	TE	6-3	242	Jr.	Cincinnati, OH/LaSalle
64	Burke, Tom+	LB	5-10	242	Jr.	New City, NY/Clarkstown South
39	Burkhart, Ryan	K	5-11	190	Jr.	Wakarusa, IN/Northwood
15	Castello, Brian+	QB	6-2	191	So.	Pittsburgh, PA/Chartiers Valley
52	Cave, Braxston	OC	6-3	315	Fr.	Mishawaka, IN/Penn
7	Clausen, Jimmy	QB	6-3	217	So.	Westlake Village, CA/Oaks Christian
73	Clelland, Lane	OT	6-5	281	Fr.	Owings Mills, MD/McDonogh School
24	Coughlin, Brian+	WR	6-0	172	Jr.	Oak Lawn, IL/Brother Rice
10	Crist, Dayne	QB	6-4	233	Fr.	Sherman Oaks, CA/Notre Dame
40	Crum, Maurice	ILB	6-0	235	Sr.	Tampa, FL/Tampa Bay Tech
98	Cwynar, Sean	DE	6-4	282	Fr.	McHenry, IL/Marian Central Catholic
75	Dever, Taylor	OT	6-5	308	So.	Grass Valley, CA/Nevada Union
72	Duncan, Paul	OT	6-7	308	Sr.	Dallas, GA/East Paulding
87	Fauria, Joseph	TE	6-7	245	Fr.	Encino, CA/Crespi Carmelite
46	Filer, Steve	OLB	6-3	236	Fr.	Chicago, IL/Mount Carmel
62	Flavin, Bill+	OC/LS	6-3	252	So.	Darien, IL/Benet Academy
45	Fleming, Darius	OLB	6-1	236	Fr.	Chicago, IL/St. Rita
3	Floyd, Michael	WR	6-3	215	Fr.	St. Paul, MN/Cretin-Derham Hall
42	Franco, Dan+	WR	5-10	188	Jr.	Granger, IN/Clay
29	Gaines, Jashaad	S	6-0	202	Jr.	Las Vegas, NV/Las Vegas
21	Gallup Jr., Barry	HB	5-11	200	Jr.	Wellesley, MA/Belmont Hill
29	Garcia, Michael+	WR	6-1	178	So.	Colorado Springs, Co/St. Mary's
57	Golic Jr., Mike	OC	6-3	280	Fr.	West Hartford, CT/Northwest Catholic
81	Goodman, John	WR	6-3	197	Fr.	Fort Wayne, IN/Bishop Dwenger
24	Gordon, Leonard	CB	5-11	187	Jr.	Clarksville, TN/Fort Campbell
4	Gray, Gary	CB	5-11	188	So.	Columbia, SC/Richland County
25	Gray, Jonas	HB	5-10	230	Fr.	Beverly Hills, MI/Detroit Country Day
11	Grimes, David	WR	5-10	177	Sr.	Detroit, MI/Saint Martin De Porres
38	Gurries, Christopher+	WR	5-10	181	So.	Reno, NV/Bishop Manoque
65	Hernandez, Mike+	OL	6-2	275	Fr.	Pasadena, Calif./Loyola
6	Herring, Ray	S	5-10	198	Sr.	Melbourne,, FL/Holy Trinity Episcopal
33	Hughes, Robert	HB	5-11	237	So.	Chicago, IL/Hubbard
9	Johnson, Ethan	DE	6-4	275	Fr.	Portland, OR/Lincoln
18	Kamara, Duval	WR	6-5	219	So.	Hoboken, NJ/Hoboken
96	Kuntz, Pat	DE	6-3	283	Sr.	Indianapolis, IN/Roncagli

PRONUNCIATION GUIDE

Bruton, David – BREW-ten	Nwankwo, Emeka – nuh-WONK-wo, uh-MEK-uh
Clelland, Lane – CLELL-und	Posluszny, David – poz-LUZ-nee
Crist, Dayne – crist (rhymes with wrist)	Richardson, Morrice – mo-REESE
Cwynar, Sean – SWIN-are	Romine, Matt – ro-MINE
Dever, Taylor – dev-er (rhymes with never)	Schwapp, Asaph – shwopp, A-saff
Fauria, Joseph – fore-ee-aye	Slaughter, Jamoris – juh-MORE-iss
Filer, Steve – FY-ler	Tisak, Jeff – TEE-sack
Kamara, Duval – kuh-MARE-uh, doo-VALL	Turkovich, Michael – turk-uh-vitch
Kuntz, Pat – Koontz	Williams, Hafis – hah-FEESE
Lewis-Moore, Kapron – cap-rin	Yeatman, Will – YATE-men
Maust, Eric – Rhymes with Cost	

ALPHABETICAL ROSTER

No.	Name	Pos	Ht	Wt	Cl	Hometown/Previous School
86	Kuppich, Paul+	TE/LS	6-3	232	Sr.	Westerville, OH/St. Charles Prep
20	Lambert, Terrail	CB	5-11	195	Sr.	Bakersfield, CA/Saint Bonaventure
43	Leonis, John+	CB	5-9	169	Sr.	Medford, OR/Saint Mary's
89	Lewis-Moore, Kapron	DE	6-4	257	Fr.	Weatherford, TX/Weatherford
17	Lezynski, Nick+	CB	5-8	157	So.	Newton, PA/Notre Dame High School
71	Mahoney, Dennis+	OL	6-6	290	Fr.	Baltimore, MD/Boys Latin High School
43	Maust, Eric+	P	6-2	177	Jr.	Atlanta, GA/Blessed Trinity
15	McCarthy, Dan	S	6-2	200	Fr.	Youngstown, OH/Cardinal Mooney
28	McCarthy, Kyle	S	6-0	203	Sr.	Youngstown, OH/Cardinal Mooney
54	McDonald, Anthony	ILB	6-1	225	Fr.	Sherman Oaks, CA/Notre Dame
8	McNeil, Raeshon	CB	6-0	190	Jr.	Cooleemee, NC/Davie
16	Montana, Nate+	QB	6-4	200	Fr.	Concord, CA/De La Salle
93	Mullen, Paddy	NT	6-3	300	Jr.	St. Louis, MO/De Smet Jesuit
17	Mulvey, Matthew	QB	6-3	195	Fr.	Del Mar, CA/LaJolla
47	Narvaez, Mike+	FB	5-11	231	Jr.	Ridgewood, NJ/Ridgewood
56	Neal, Kerry	OLB	6-2	246	So.	Bunn, NC/Bunn
99	Newman, Brandon	NT	6-1	310	Fr.	Louisville, KY/Pleasure Ridge Park
37	Noel, Eras+	HB	5-8	190	So.	Palmdale, CA/Paraclete
76	Nuss, Andrew	OG	6-5	304	So.	Ashburn, VA/Stone Bridge
91	Nwankwo, Emeka	DE	6-4	295	So.	Miramar, FL/Chaminade-Madonna Prep
55	Olsen, Eric	OG	6-4	303	Jr.	Staten Island, NY/Poly Prep Ctry.
50	Oxley, Sean	LB	6-2	220	Fr.	Avon Lake, OH/Avon Lake
30	Paskorz, Steve	FB	6-2	235	So.	Allison Park, PA/Hampton
82	Parris, Robby	WR	6-3	210	Jr.	Olmsted Falls, OH/Saint Ignatius
45	Patterson, Kristopher+	WR	5-11	185	Sr.	Seattle, WA/O' Dea
36	Posluszny, David	ILB	6-0	220	Fr.	Aliquippa, PA/Hopewell
48	Quinn, Steve	ILB	6-2	225	Sr.	Cherry Hill, NJ/Saint Joseph's Prep
61	Quintana, Martin+	DL/LB	6-1	250	Jr.	Berwyn, IL/St. Joseph
83	Ragone, Mike	TE	6-5	251	So.	Cherry Hill, NJ/Camden Catholic
53	Richardson, Morrice	DE	6-2	255	Jr.	College Park, GA/Westlake
78	Robinson, Trevor	OG	6-5	301	Fr.	Elkhorn, NE/Elkhorn
41	Rodriguez, Nikolas+	HB	5-11	205	Sr.	San Antonio, TX/Cornerstone Christian
70	Romine, Matt	OT	6-5	292	So.	Tulsa, OK/Union
9	Rudolph, Kyle	TE	6-6	252	Fr.	Cincinnati, OH/Elder
90	Ryan, John	OLB	6-5	264	Jr.	Westlake, OH/Saint Ignatius
32	Schmidt, Luke	FB/TE	6-4	246	Jr.	Jasper, IN/Jasper
44	Schwapp, Asaph	FB	6-0	251	Sr.	Hartford, CT/Weaver
13	Sharpley, Evan	QB	6-2	215	Sr.	Marshall, MI/Marshall
26	Slaughter, Jamoris	CB	6-0	182	Fr.	Tucker, GA/Tucker
58	Smith, Brian	ILB	6-3	245	So.	Overland Park, KS/Saint Thomas Aquinas
22	Smith, Harrison	S	6-2	212	So.	Knoxville, TN/Knoxville Catholic
35	Smith, Kevin+	ILB	5-8	215	Sr.	Gainesville, FL/F.W. Buchholz
41	Smith, Scott	OLB	6-3	235	Sr.	Highland Park, IL/Highland Park
49	Smith, Toryan	ILB	6-1	244	Jr.	Rome, GA/Rome
59	Stewart, Chris	OG	6-5	337	Jr.	Spring, TX/Klein
23	Tate, Golden	WR	5-11	195	So.	Hendersonville, TN/Pope John Paul II
63	Tisak, Jeff+	NT	6-5	306	Sr.	Duluth, MN/Duluth East
77	Turkovich, Mike	OG/OT	6-6	305	Sr.	Bedford, PA/Valley Forge Military College
85	Vos, Sam+	WR	5-10	199	Jr.	Burlington, WI/Catholic Central
97	Wade, Kallen	OLB	6-5	255	Jr.	Cincinnati, OH/Withrow
14	Walker, Brandon	K	6-3	202	So.	Findlay, OH/Findlay
1	Walker, Deion	WR	6-2	188	Fr.	Christchurch, VA/Christchurch
42	Washington, Kevin	ILB	6-1	250	Sr.	Sugar Land, TX/Stephen F. Austin
51	Wenger, Dan	OC	6-4	302	Jr.	Coral Springs, FL/Saint Thomas Aquinas
19	West, George	WR	5-10	196	Jr.	Spencer, OK/Northeast
79	Williams, Hafis	DE	6-1	302	Fr.	Elizabeth, NJ/Elizabeth
95	Williams, Ian	NT	6-2	310	So.	Altamonte Springs, FL/Lyman
84	Yeatman, Will	TE	6-6	265	Jr.	San Diego, CA/Rancho Bernardo
74	Young, Sam	OT	6-8	330	Jr.	Coral Springs, FL/Saint Thomas Aquinas

+ Walk-on Player

NUMERICAL ROSTER

No.	Name	Pos
44	Schwapp, Asaph	FB
45	Fleming, Darius	OLB
45	Patterson, Kristopher	WR
46	Filer, Steve	OLB
47	Narvaez, Mike	FB
48	Quinn, Steve	ILB
49	Smith, Toryan	ILB
50	Sean Oxley	LB
51	Wenger, Dan	OC
52	Cave, Braxston	OC
53	Richardson, Morrice	DE
54	McDonald, Anthony	ILB
55	Olsen, Eric	OG
56	Neal, Kerry	OLB
57	Golic Jr., Mike	OC
58	Smith, Brian	ILB
59	Stewart, Chris	OG
61	Quintana, Martin	DL/LB
62	Flavin, Bill	OC
63	Tisak, Jeff	NT
64	Burke, Tom	LB
65	Hernandez, Mike	OL
67	Bemenderfer, Thomas	OC
69	Brophy, Carl	OL
70	Romine, Matt	OT
71	Mahoney, Dennis	OL
72	Duncan, Paul	OT
73	Clelland, Lane	OT
74	Young, Sam	OT
75	Dever, Taylor	OT
76	Nuss, Andrew	OG
77	Turkovich, Mike	OG/OT
78	Robinson, Trevor	OG
79	Williams, Hafis	DE
80	Jackson, Richard	WR
81	Goodman, John	WR
82	Parris, Robby	WR
83	Ragone, Mike	TE
84	Yeatman, Will	TE
85	Vos, Sam	WR
86	Kuppich, Paul	TE/LS
87	Fauria, Joseph	TE
88	Bobby Burger	TE
89	Lewis-Moore, Kapron	DE
90	Ryan, John	OLB
91	Nwankwo, Emeka	DE
93	Mullen, Paddy	NT
94	Brown, Justin	DE
95	Williams, Ian	NT
96	Kuntz, Pat	DE
97	Wade, Kallen	OLB
98	Cwynar, Sean	DE
99	Newman, Brandon	NT

**Notre Dame 21, San Diego State 13
Notre Dame, Ind. (Notre Dame Stadium)
Sept. 6, 2008**

NOTRE DAME, Ind. (AP) - Jimmy Clausen threw a 38-yard touchdown pass to Golden Tate moments after Notre Dame forced San Diego State to fumble in the end zone and the Fighting Irish rallied for a 21-13 victory on Saturday.

San Diego State (0-2), a 21-point underdog which lost to an FCS team last week, appeared to be on the verge of an upset early in the fourth quarter.

Brandon Sullivan was inches away from a 4-yard touchdown run and a two-score lead for the Aztecs. But safety David Bruton jarred the ball loose and recovered it in the end zone to help the Irish (1-0) avoid an embarrassing loss.

Clausen was 5-of-5 passing for 76 yards on the ensuing drive to rally the Irish to victory. Clausen added a game-clinching 6-yard TD pass to David Grimes with 2:08 left.

Clausen, who also had a 22-yard TD pass to freshman Michael Floyd late in the first half, was 21-of-34 passing for 237 yards with two interceptions.

Ryan Lindley carried San Diego State's offense, completing 29-of-59 passes for 274 yards with one interception and scoring a touchdown on a 1-yard keeper.

The Irish defense made its share of mistakes. Defensive captain Maurice Crum was called for a flagrant pass interference, then three plays later on a late hit on the quarterback to keep a drive alive, although the Aztecs still didn't score.

San Diego State did finally score, though, after Lindley connected with a Darren Mougey on a 43-yard pass play. Mougey, who had five catches for 97 yards, was wide open at 30 and was tackled at the 1 by Bruton. Lindley scored a play later on a keeper.

The Aztecs went ahead 13-7 midway through the third quarter on an 80-yard scoring drive with Lindley completing 6 of 7 passes for 49 yards, capped with a 15-yard pass to a diving Mougey in the back of the end zone. Lance Yoshida's point-after attempt bounced off the right upright.

Notre Dame coach Charlie Weis said he wanted the Irish to pound the ball, but they struggled against a makeshift San Diego State defensive line that had linebacker Russell Allen playing end because of injuries.

On third-and-1 from the 35-yard line, Hughes was stuffed for a 4-yard loss by a blitz by Laolagi. Armando Allen was crushed by safety Corey Boudreaux at the end of a 22-yard run and fumbled.

The Irish finished with 105 yards on 34 carries.

The crowd of 80,795 was the sixth largest the Aztecs had ever played before. They have lost all six games, although they have had other close calls, losing 24-21 at No. 17 Michigan in 2004 and 16-13 at No. 2 Ohio State in 2003.

Playing before its 200th straight sellout crowd and for the 400th time in Notre Dame Stadium, the Irish improved to 299-96-5 in the House that Rockne Built.

**Scoring
Summary**

	1	2	3	4	F	
San Diego State	0	7	6	0	-	13 Record: (0-2)
Notre Dame	0	7	0	14	-	21 Record: (1-0)

Second Quarter

5:32 SD Lindley 1 yd run (Yoshida kick), 2-44 0:29
1:14 ND Floyd 22 yd pass from Clausen (Walker, B. kick), 3-21 0:17

Third Quarter

8:31 SD Mougey 15 yd pass from Lindley (Yoshida kick failed), 9-80 4:31

Fourth Quarter

9:43 ND Tate 38 yd pass from Clausen (Walker, B. kick), 6-80 2:12
2:08 ND Grimes 6 yd pass from Clausen (Walker, B. kick), 11-55 6:30

	SD	ND
FIRST DOWNS	19	20
RUSHES-YARDS (NET)	15-71	34-105
PASSING YDS (NET)	274	237
Passes Att-Comp-Int	59-29-1	34-21-2
TOTAL OFFENSE PLAYS-YARDS	74-345	68-342
Fumble Returns-Yards	0-0	0-0
Punt Returns-Yards	3-5	3-41
Kickoff Returns-Yards	4-50	3-74
Interception Returns-Yards	2-16	1-2
Punts (Number-Avg)	9-30.2	5-39.8
Fumbles-Lost	1-1	2-2
Penalties-Yards	11-100	7-58
Possession Time	29:08	30:52
Third-Down Conversions	5 of 16	3 of 12
Fourth-Down Conversions	0 of 1	1 of 2
Red-Zone Scores-Chances	2-3	1-5
Sacks By: Number-Yards	0-0	1-7

RUSHING: San Diego State-Sullivan 10-66; Henderson 2-12; Mougey 1-minus 1; Lindley 2-minus 6. Notre Dame-Allen 17-59; Hughes 16-54; Maust 1-minus 8.

PASSING: San Diego State-Lindley 29-59-1-274. Notre Dame-Clausen 21-34-2-237.

RECEIVING: San Diego State-Kawulok 9-60; Mougey 5-97; Wallace 4-40; Henderson 4-37; Brown 3-19; Sullivan 2-7; Umuolo 1-7; Shaw 1-7. Notre Dame-Tate 6-93; Grimes 5-35; Hughes 3-32; Allen 3-18; Kamara 1-28; Floyd 1-22; Rudolph 1-5; Yeatman 1-4.

INTERCEPTIONS: San Diego State-McKay 1-16; Holmes 1-0. Notre Dame-Neal 1-2.

FUMBLES: San Diego State-Sullivan 1-1. Notre Dame-Hughes 1-1; Allen 1-1.

SACKS (UA-A): San Diego State-None. Notre Dame-Crum 1-0.

TACKLES (UA-A): San Diego State-Laolagi 8-5; Milling 6-5; Holmes 6-1; Preston 2-3; Allen 3-1; Williams 1-3; Soto 1-3; Boudreaux 1-3; Moore 2-1; Campbell 2-1; McKay 2-0; Lawson 1-1; Perez 1-1; Sandford 1-1; Hemmings 1-0; Stahovich 1-0; Louis 1-0; Armstrong 0-1; Davis 0-1; Sokoloski 0-1. Notre Dame-McCarthy 10-4; Bruton 7-0; Lambert 6-0; Brown, S. 4-2; Crum 3-3; Smith, B. 4-0; Smith, H. 3-0; Neal 1-2; Anello 2-0; Fleming 1-0; Kamara 1-0; Richardson 1-0; Ryan 1-0; Johnson 0-1.

Notre Dame 35, Michigan 17
Notre Dame, Ind. (Notre Dame Stadium)
Sept. 13, 2008

NOTRE DAME, Ind. (AP) - A busted up knee could hardly put a damper on this day for Notre Dame coach Charlie Weis.

"We definitely showed up against a good opponent and it's sweet," said Weis, on crutches most of the game after tearing the ACL and MCL in his left knee Saturday when he was hit in the second quarter along the sideline. "This was a big win for our program and our kids."

Ripping a page out of the playbook that Michigan used for consecutive wins over the Irish the past two seasons, Notre Dame took advantage of mistakes by the Wolverines to jump to a three-touchdown lead. Michigan coach Rich Rodriguez said his team's six turnovers too much to overcome.

"I don't think we're that far off. We've just got to play better," he said. "I've said it many times, we're not good enough to play poorly and win. We're not right now."

Jimmy Clausen, who was sacked eight times by the Wolverines last year, was 10-of-21 passing for 147 yards with two touchdown passes, two interceptions and he wasn't sacked. Robert Hughes ran for two touchdowns for the Irish.

After losing 38-0 and 47-21 to the Wolverines the past two seasons, Clausen said the victory Saturday was big.

"It feels great. I was talking to a bunch of the guys before the game, I said, 'Remember what we felt like last year after this game. That's not going to happen again.'"

Weis was hurt when Irish defensive end John Ryan, who is 6-5, 264 pounds, was blocked and crashed into Weis in the leg. The coach was looking in the other direction because the ball carrier had run past him.

"Tommy Brady's got nothing on me," Weis joked afterward about the injured New England Patriots' quarterback.

Weis will have surgery on his knee in the next few days.

"I feel like an athlete. First time in my life," he said.

The Irish scored their first two touchdowns off turnovers and went ahead 21-0 in the first quarter.

"Neither one of us, is really built at this time to play from behind in a significant margin," Weis said.

"Because the question was for everyone. It wasn't just for media. It was for coaches, it was for players, for everyone. Where are we going to go from here?" he said.

Linebacker Brian Smith, who returned a fumble recovery 35 yards for the only touchdown of the second half early in the fourth quarter, said the Irish showed they are an improved team.

"Last year at Michigan, we were embarrassed as a team. We remembered that as we were training and getting ready for the season," Smith said.

The victory came on the same day Notre Dame honored former coach Lou Holtz by dedicating a statue of him before the game. Members of his 1988 national team, Notre Dame's last title winner, also were on hand for the victory.

"Today it was not Lou, it was not the '88 team, it was those guys in that locker room stepping up and earn the respect that (senior linebacker) Mo Crum was talking about last night at the pep rally," Weis said. "We had a bunch of guys that stepped up and said we want to make a statement that Notre Dame's not just some garbage school out there."

This year it was the Wolverines who left the game wondering where they go from here.

"Michigan football will be back," Rodriguez said. "All the naysayers out there, I'm disappointed but I'm not discouraged. Michigan football will be back."

The second half was played in a steady rain as the Wolverines made four of their six turnovers.

"You can't blame the conditions," said Steven Threet, who was 16-of-23 passing for 175 yards and a touchdown with no interceptions for Michigan.

Sam McGuffie ran for 131 yards on 25 carries and had four catches for 47 yards and a touchdown. The Wolverines moved the ball better than they did in their first two games in Rodriguez's spread offense. They just couldn't hold on to it.

"I don't think we're that far off. We've just got to play better. I've said it many times, we're not good enough to play poorly and win," he said. "We're not right now."

Scoring Summary

	1	2	3	4	F	
Michigan	7	10	0	0	-	17 Record: (1-2)
Notre Dame	21	7	0	7	-	35 Record: (2-0)

First Quarter

11:52 ND Hughes 2 yd run (Walker, B. kick), 3-11 0:50
 11:00 ND Kamara 10 yd pass from Clausen (Walker, B. kick), 3-14 0:52
 4:51 ND Tate 48 yd pass from Clausen (Walker, B. kick), 1-63 0:15
 1:56 UM McGuffie 40 yd pass from Threet (Lopata kick), 7-75 2:55

Second Quarter

11:53 UM Lopata 23 yd field goal, 8-67 3:21
 8:47 ND Hughes 1 yd run (Walker, B. kick), 6-87 3:06
 5:41 UM Grady 7 yd run (Lopata kick), 7-60 3:06

Fourth Quarter

14:50 ND Smith, B. 35 yd fumble recovery (Walker, B. kick)

	UM	ND
FIRST DOWNS	21	14
RUSHES-YARDS (NET)	42-159	34-113
PASSING YDS (NET)	229	147
Passes Att-Comp-Int	28-19-2	21-10-2
TOTAL OFFENSE PLAYS-YARDS	70-388	55-260
Fumble Returns-Yards	0-0	1-35
Punt Returns-Yards	2--2	2-12
Kickoff Returns-Yards	5-57	4-58
Interception Returns-Yards	2-0	2-80
Punts (Number-Avg)	4-52.8	6-43.8
Fumbles-Lost	7-4	3-0
Penalties-Yards	7-79	3-38
Possession Time	32:12	27:48
Third-Down Conversions	4 of 12	3 of 12
Fourth-Down Conversions	1 of 2	0 of 2
Red-Zone Scores-Chances	2-4	3-4
Sacks By: Number-Yards	0-0	0-0

INDIVIDUAL LEADERS

RUSHING: Michigan-McGuffie 25-131; Mesko 1-13; Threet 5-8; Shaw 2-5; Grady 4-4; Minor 3-1; Brown 1-0; **TEAM** 1-minus 3. Notre Dame-Hughes 19-79; Aldridge 9-28; Clausen 2-5; Allen 2-4; **TEAM** 2-minus 3.

PASSING: Michigan-Threet 16-23-0-175; Sheridan 3-5-2-54. Notre Dame-Clausen 10-21-2-147.

RECEIVING: Michigan-Odoms 6-56; McGuffie 4-47; Mathews 4-46; Stonum 3-35; Babb 2-45. Notre Dame-Tate 4-127; Floyd 2-10; Kamara 1-10; Grimes 1-3; Parris 1-0; Hughes 1-minus 3.

INTERCEPTIONS: Michigan-Trent 2-0. Notre Dame-Gray 1-41; Bruton 1-39.

FUMBLES: Michigan-Threet 2-1; Cissoko 1-0; Shaw 1-1; Grady 1-1; Minor 1-1; Warren 1-0. Notre Dame-Tate 1-0; Aldridge 1-0; Clausen 1-0.

SACKS (UA-A): Michigan-None. Notre Dame-None.

TACKLES (UA-A): Michigan-Trent 4-5; Brown 3-5; Warren 3-4; Thompson 3-4; Ezeh 2-4; Harrison 0-6; Jamison 2-2; Mouton 0-4; Johnson 1-2; Graham 1-1; Van Bergen 0-2; Sheridan 1-0; Butler 1-0; Molk 1-0; Woolfolk 1-0; Johnson 0-1; Martin 0-1; Leach 0-1; Fitzgerald 0-1; Williams 0-1; Stewart 0-1; Taylor 0-1. Notre Dame-Bruton 10-5; McCarthy, K. 7-3; Smith, B. 2-4; Crum 3-2; Brown, J. 2-2; Kuntz 3-0; McNeil 2-1; Anello 2-1; Fleming 1-3; Neal 1-2; Blanton 2-0; Lambert 2-0; Brown, S. 1-1; Williams 1-0; Gordon 1-0; Smith, H. 1-0; Quinn 1-0; Ryan 0-1; Johnson 0-1; Richardson 0-1; Washington, Kevin 0-1.

**Michigan State 23, Notre Dame 7
East Lansing, Mich. (Spartan Stadium)
Sept. 20, 2008**

EAST LASING, Mich. (AP) - Javon Ringer ran for 201 yards and two touchdowns on 39 carries, carrying Michigan State to a 23-7 win over Notre Dame on Saturday.

Michigan State (3-1) took a 13-0 lead into the fourth quarter, then sealed the victory by handing off to Ringer on all seven plays of a 77-yard drive that he capped with his second score with 2:16 left.

The Irish (2-1) turned the ball over three times and missed two field goals, hurting their chances of starting 3-0 for the first time since 2002 and the second time in 12 years.

Jimmy Clausen was 24-of-41 for 242 yards with a TD and two interceptions, one in the end zone on a play that was overturned by a video review.

Clausen was sacked three times - after not being sacked once in the first two games - and was hurried and hit numerous times. Brandon Long was credited with 2 1/2 sacks.

Michael Floyd caught a 26-yard TD pass early in the fourth quarter, getting Notre Dame within six points, after fumbling at the Michigan State 20 early in the third.

Brandon Walker missed two field goals. A 51-yard kick sailed right in the second quarter and a 41-yard kick went left after a high snap with 5:50 to go in the game, ruining a chance to get within six.

Notre Dame coach Charlie Weis was on the sideline without crutches, wearing a brace under his blue slacks that protected his right knee that was injured in last week's win over Michigan.

Ringer led the nation with nine touchdowns and 104 carries after three games, coming off career highs with 43 carries and 282 yards in a shutout win over Florida Atlantic. He took another step toward stardom with his performance against an Irish team geared to stop him and his highlight of the day was a 63-yard run that set up his second TD.

The Spartans got off to a good start, limiting Notre Dame to minus-5 yards on its first two drives and kicking a field goal on their opening possession.

Clausen's up-for-grabs pass in the end zone to a double-covered Duval Kamara was ripped away by safety Otis Wiley on Notre Dame's third drive. It was originally ruled incomplete but overturned by replay.

Clausen threw another poor pass in the second quarter and it was picked off by Wiley at the Notre Dame 22, setting up Ringer's first TD.

Brett Swenson kicked his second field goal with in the third quarter, putting the Spartans ahead 13-0. That proved to be enough scoring for the Spartans, who have won three straight after losing the opener at California

**Scoring
Summary**

	1	2	3	4	F	
Notre Dame	0	0	0	7	-	7 Record: (2-1)
Michigan State	3	7	3	10	-	23 Record: (3-1)

First Quarter

11:14 MS Swenson 45 yd field goal, 6-24 1:44

Second Quarter

3:28 MS Ringer 1 yd run (Swenson kick), 9-22 3:42

Third Quarter

5:32 MS Swenson 26 yd field goal, 12-77 5:18

Fourth Quarter

14:51 ND Floyd 26 yd pass from Clausen (Walker, B. kick), 8-75 2:34

9:10 MS Swenson 23 yd field goal, 11-54 5:35

2:16 MS Ringer 1 yd run (Swenson kick), 7-77 3:34

Team Statistics

	ND	MS
FIRST DOWNS	18	16
RUSHES-YARDS (NET)	22-16	43-203
PASSING YDS (NET)	242	143
Passes Att-Comp-Int	41-24-2	26-12-0
TOTAL OFFENSE PLAYS-YARDS	63-258	69-346
Fumble Returns-Yards	0-0	0-0
Punt Returns-Yards	3-23	1-10
Kickoff Returns-Yards	5-147	2-47
Interception Returns-Yards	0-0	2-0
Punts (Number-Avg)	5-40.8	5-45.2
Fumbles-Lost	3-1	1-1
Penalties-Yards	5-24	6-65
Possession Time	26:15	33:45
Third-Down Conversions	6 of 13	6 of 15
Fourth-Down Conversions	0 of 1	1 of 1
Red-Zone Scores-Chances	0-2	4-4
Sacks By: Number-Yards	0-0	3-34

INDIVIDUAL LEADERS

RUSHING: Notre Dame-Tate 1-24; Aldridge 4-13; Hughes 5-9; Allen 6-8; TEAM 1-minus 7; Clausen 5-minus 31. Michigan State-Ringer 39-201; Hoyer 2-6; TEAM 2-minus 4.

PASSING: Notre Dame-Clausen 24-41-2-242. Michigan State-Hoyer 12-26-0-143.

RECEIVING: Notre Dame-Floyd 7-86; Tate 5-83; Allen 5-20; Parris 4-22; Rudolph 2-29; Yeatman 1-2. Michigan State-Dell 4-80; White 2-19; Celek 2-15; Cunningham 1-22; Curry 1-4; Hawken 1-3; Ringer 1-0.

INTERCEPTIONS: Notre Dame-None. Michigan State-Wiley 2-0.

FUMBLES: Notre Dame-Floyd 1-1; TEAM 1-0; Clausen 1-0. Michigan State-Ringer 1-1.

SACKS (UA-A): Notre Dame-None. Michigan State-Long 2-0; Anderson 0-1; Rucker 0-1.

TACKLES (UA-A): Notre Dame-Smith, B. 4-6; Bruton 3-7; McCarthy, K. 1-8; Crum 4-4; Lambert 2-6; Smith, H. 1-5; Williams, I. 1-5; Gray, G. 4-0; McNeil 1-3; Blanton 1-2; TEAM 2-0; Kuntz 1-1; Brown, J. 0-2; Quinn 1-0; Smith, S. 1-0; Ryan 0-1; Neal 0-1; Fleming 0-1. Michigan State-Jones 6-3; Rucker 4-5; Decker 2-6; Fortener 5-2; Wiley 3-2; Long 2-3; Weaver 4-0; Denson 2-0; Adams 2-0; Ware 1-1; Hyde 1-1; Kershaw 0-2; Jordan 1-0; Allison 0-1; Gordon 0-1; Henderson 0-1; Anderson 0-1; Robinson 0-1.

Notre Dame 38, Purdue 21
Notre Dame, Ind. (Notre Dame Stadium)
Sept. 27, 2008

NOTRE DAME, Ind. (AP) - Notre Dame's offense answered coach Charlie Weis' challenge.

The Fighting Irish put together their most productive third quarter of the season, scoring three touchdowns behind Jimmy Clausen's passing and Armando Allen Jr.'s running, in a 38-21 victory over Purdue on Saturday.

Notre Dame hadn't scored in the third quarter this season and were tied 14-14 with Purdue at halftime.

"Basically I told them, 'This is the most important drive of the season here,'" Weis said of the opening drive of the second half. "Because that game could have gone either way at that point."

Notre Dame (3-1), which entered the game averaging 78 yards rushing a game rushing, ran for 90 yards in the third quarter against Purdue (2-2).

Allen Jr., who ran for a career-high 134 yards on 17 carries, had a 21-yard run to set up his 16-yard TD run. He then had two runs of 21 yards on the next possession to help set up Notre Dame's next score, a 5-yard pass from Clausen to Kyle Rudolph.

Clausen passed for a career-high 275 yards and three touchdowns.

When Purdue cut the lead to one touchdown on a 54-yard TD pass from Curtis Painter to Desmond Tardy, the Irish answered with a 30-yard TD from Clausen to David Grimes.

"The response they had in the third quarter was probably the probably the most significant part of this football game," Weis said.

Tardy had 10 catches for 175 yards.

The Irish ran for 201 yards on 40 carries. Purdue coach Joe Tiller said because of his team's lack of depth at linebacker he wasn't surprised to see the Irish run the ball so often.

"We played an awful lot of nickel defense, and if I'm coaching against a team that's going to play nickel all the time, I'm going to run it. At least I'm going to run it more than I normally run," he said.

The Boilermakers fell to 1-15 at Notre Dame Stadium since 1976. The loss also left Tiller, who is retiring after the season, with a 5-7 record against the Irish. Purdue had lost 11 straight to Notre Dame before Tiller arrived.

Allen, who had run for 71 yards on 24 carries coming into the game, had the five longest runs of his career.

"I said, 'Where you've been?'" Weis said.

Allen said, "It feels great to go out there and prove to people what I'm capable of."

Irish guard Eric Olsen said it wasn't surprising.

"He has great vision, and for his size, he has great power," Olsen said. "When he gets his legs churning it's hard to bring him down."

Clausen's previous career-high was 246 yards passing against Air Force. Michael Floyd added six catches for 100 yards and Golden Tate caught a touchdown pass.

Weis said Clausen made good decisions and threw the ball away when he needed to.

"It seemed like every ball we had a chance of making a play on. I thought he had a good day," Weis said.

Clausen, using a no-huddle offense, was 20-of-35 passes with no interceptions,

"I know I'm capable of doing stuff like this, it was just a matter of time and preparation and practice," Clausen said.

Purdue linebacker Anthony Heygood said the Boilermakers just gave up too many big plays.

"We're a talented defense and we know we can play much, much better than we did today," he said.

Painter was 29-of-55 passing for 359 yards and two touchdowns for Purdue as he kept the Irish off balance in the first half. But the Irish defense came up with some big plays, including a 47-yard interception return by cornerback Robert Blanton.

"We missed some opportunities early," Painter said. "We got behind a team that was doing some things well and really had to take advantage of those opportunities."

Weis said the win was big for the Irish.

"The confidence continues to grow," he said. "I'd say it's huge."

Scoring Summary

	1	2	3	4	F	
Purdue	7	7	7	0	-	21 Record: (2-2)
Notre Dame	0	14	21	3	-	38 Record: (3-1)

First Quarter

9:04 PUR Sheets 22 yd run (Summers kick), 8-59 4:16

Second Quarter

9:56 ND Blanton 47 yd interception return (Walker, B. kick)

4:46 PUR Valentin 3 yd pass from Painter (Summers kick), 14-78 5:10

2:35 ND Tate 6 yd pass from Clausen (Walker, Brandon kick), 6-65 2:11

Third Quarter

12:56 ND Allen 16 yd run (Walker, B. kick), 5-81 2:04

6:37 ND Rudolph 5 yd pass from Clausen (Walker, B. kick), 11-78 4:56

5:24 PUR Tardy 54 yd pass from Painter (Summers kick), 4-64 1:13

1:24 ND Grimes 30 yd pass from Clausen (Walker, B. kick), 9-54 4:00

Fourth Quarter

10:26 ND Walker, B. 41 yd field goal, 9-64 3:55

Team Statistics

	ND	MS
FIRST DOWNS	23	23
RUSHES-YARDS (NET)	17-103	40-201
PASSING YDS (NET)	359	275
Passes Att-Comp-Int	55-29-1	35-20-0
TOTAL OFFENSE PLAYS-YARDS	72-462	75-476
Fumble Returns-Yards	0-0	0-0
Punt Returns-Yards	1-9	1--1
Kickoff Returns-Yards	7-97	4-105
Interception Returns-Yards	0-0	1-47
Punts (Number-Avg)	4-39.0	2-46.5
Fumbles-Lost	0-0	0-0
Penalties-Yards	5-43	6-44
Possession Time	24:34	35:26
Third-Down Conversions	6 of 14	6 of 14
Fourth-Down Conversions	0 of 2	3 of 4
Red-Zone Scores-Chances	1-3	3-4
Sacks By: Number-Yards	1-8	0-0

INDIVIDUAL LEADERS

RUSHING: Purdue-Sheets 13-87; Siller 2-6; Halliburton 1-5; Painter 1-5. Notre Dame-Allen 17-134; Aldridge 8-34; Hughes 9-26; Clausen 5-8; TEAM 1-minus 1.

PASSING: Purdue-Painter 29-55-1-359. Notre Dame-Clausen 20-35-0-275.


RECEIVING: Purdue-Tardy 10-175; Orton 9-90; Sheets 5-56; Smith 2-24; Whittington 1-8; Valentin 1-3; McKey 1-3. Notre Dame-Floyd 6-100; Tate 5-64; Grimes 4-65; Rudolph 3-32; Allen 1-9; Kamara 1-5.

INTERCEPTIONS: Purdue-None. Notre Dame-Blanton 1-47.

FUMBLES: Purdue-None. Notre Dame-None.

SACKS (UA-A): Purdue-Neal 1-0. Notre Dame-None.

TACKLES (UA-A): Purdue-Heygood 5-6; Holland 2-9; Williams 2-6; McKinley 3-4; Mclean 1-4; Neal 1-4; Kerrigan 2-2; King 1-3; Golding 1-3; Baker 1-2; Pender 2-0; Brown 1-1; Adams 0-2; Mondek 0-2; Guynn 0-2; Magee 0-2; Wolf 1-0; Wiggs 1-0; Lindsay 1-0; Martin 1-0; Dierking 1-0; Halliburton 1-0. Notre Dame-Bruton 4-2; Kuntz 3-3; Crum 1-5; Blanton 5-0; McCarthy, K. 4-1; Smith, B. 1-4; Gray, G. 4-0; Lambert 3-1; McNeil 2-1; Smith, S. 2-1; Anello 1-2; Smith, H. 2-0; Brown, S. 1-1; Williams 0-2; Fleming 0-2; Johnson 0-2; Neal 1-0; Gordon 0-1; Ryan 0-1; Quinn 0-1.



34

James Aldridge
HB
6-0, 225
Jr.
St. Louis, Mo.

2008

Purdue: Racked up 34 yards on eight carries, including current season-long run of 17 yards in victory over the Boilermakers. **Michigan State:** Appeared in second consecutive game, rushing for 13 yards on four carries. **Michigan:** Registered first game action of the 2008 season, recording 28 yards rushing on nine attempts. **San Diego State:** Did not see game action in the opening week of the season.

CAREER STATISTICS


Year	G-S	Rushing				Receiving					
		Att	Yds	Avg	TD	LG	Rec	Yds	Avg	TD	LG
2008	3-0	21	75	3.6	0	17	0	0	0.0	0	0
2007	11-5	121	463	3.8	0	43	5	30	6.0	0	11
2006	7-0	37	142	3.8	0	13	0	0	0.0	0	0
Total	21-5	179	680	3.8	0	43	5	30	6.0	0	11

CAREER GAME-BY-GAME

2008	Rushing					Receiving				
	Att	Yds	Avg	LG	TD	Rec	Yds	Avg	TD	LG
SDSU (9.6)						DNP				
UM (9.13)9	28	3.1	8	0	0	0	0.0	0	0	0
at MSU (9.20)	4	13	3.2	9	0	0	0.0	0	0	0
PUR (9.27)	8	34	4.2	17	0	0	0.0	0	0	0
STAN (10.4)										
at UNC (10.11)										
at UW (10.25)										
PITT (11.1)										
at BC (11.8)										
vs. Navy (11.15)										
SYR (11.22)										
at USC (11.29)										

2007	Rushing					Receiving				
	Att	Yds	Avg	LG	TD	Rec	Yds	Avg	TD	LG
GT (9.1)	6	19	3.2	7	0	0	0.0	0	0	0
at PSU (9.8)	1	-3	-3.0	-3	0	0	0.0	0	0	0
at UM (9.15)	10	51	5.1	11	0	0	0.0	0	0	0
*MSU (9.22)	18	104	5.8	43	0	0	0.0	0	0	0
*at PUR (9.29)	5	9	1.8	4	0	0	0.0	0	0	0
*at UCLA (10.6)22	52	2.4	9	0	3	18	6.0	0	11	
*BC (10.13)	5	17	3.4	7	0	1	5.0	0	5	
USC (10.20)						DNP				
Navy (11.3)	32	125	3.9	14	0	0	0.0	0	0	0
*AF (11.10)	14	62	4.4	16	0	0	0.0	0	0	0
Duke (11.17)	8	27	3.9	6	0	1	7.0	0	7	
at STAN (11.25)0	0	0.0	0	0	0	0	0.0	0	0	

2006	Rushing					Receiving				
	Att	Yds	Avg	LG	TD	Rec	Yds	Avg	TD	LG
at GT (9.2)						DNP				
PSU (9.9)						DNP				
UM (9.16)						DNP				
at MSU (9.23)						DNP				
PUR (9.30)						DNP				
STAN (10.7)	4	25	6.3	11	0	0	0.0	0	0	0
UCLA (10.21)						DNP				
vs. Navy (10.28)12	29	2.4	7	0	0	0	0.0	0	0	0
UNC (11.4)	8	45	5.6	13	0	0	0.0	0	0	0
at AF (11.11)	5	27	5.4	9	0	0	0.0	0	0	0
Army (11.18)	3	9	3.0	10	0	0	0.0	0	0	0
at USC (11.25)	2	0	0.0	1	0	0	0.0	0	0	0
LSU (1.3) 3	7	2.3	4	0	0	0	0.0	0	0	0



5

Armando Allen
HB
5-10, 190
So.
Opa Locka, Fla.

2008

Purdue: Had a career day against the Boilermakers, registering 247 all-purpose yards (134 rush, 9 receiving, 105 kick return), including his first touchdown as a member of the Irish in the third quarter. Eclipsed the 100-yard rush mark for the first time in his Irish career, as well as getting his current career long run of 21 yards. **Michigan State:** Registered 198 all-purpose yards, including the longest kick return of career for 53 yards (longest kick return since 2002) against the Spartans. **Michigan:** Saw limited playing time, registering one punt return for nine yards and carrying the ball twice for four yards. **San Diego State:** Recorded 158 all-purpose yards in the season opener, including 64 yards rushing and 18 yards receiving to go along with his career-long punt return of 22 yards in the second quarter.

CAREER STATISTICS

Year	G-S	Rushing				Receiving					
		Att	Yds	Avg	TD	LG	Rec	Yds	Avg	TD	LG
2008	4-2	41	205	5.0	1	21	9	47	5.2	0	13
2007	12-4	86	348	4.0	0	15	24	124	5.2	1	16
Total	16-6	127	553	4.4	1	21	33	171	5.2	1	16

Year	Ret	Kick Return			All-Purpose					
		Yds	Avg	TD	LG	Rush	Rec	PR	KR	Avg/G
2008	8	193	24.1	0	53	71	38	67	193	123.0
2007	33	704	21.3	0	38	348	124	0	704	98.0
Total	41	897	21.9	0	53	419	162	67	897	103.0

CAREER GAME-BY-GAME

2008	Rushing					Receiving				
	Att	Yds	Avg	LG	TD	Rec	Yds	Avg	TD	LG
*SDSU (9.6)	16	59	3.7	14	0	3	18	6.0	0	10
UM (9.13)2	4	2.0	2	0	0	0	0.0	0	0	0
at MSU (9.20)	6	8	1.3	5	0	5	20	4.0	0	13
*PUR (9.27)	17	134	7.9	21	1	1	9	9.0	0	9
STAN (10.4)										
at UNC (10.11)										
at UW (10.25)										
PITT (11.1)										
at BC (11.8)										
vs. Navy (11.15)										
SYR (11.22)										
at USC (11.29)										

2008	Punt Returns					Kick Returns				
	Att	Yds	Avg	LG	TD	Att	Yds	Avg	LG	TD
SDSU (9.6)	2	35	17.5	22	0	2	46	23.0	29	0
UM (9.13)1	9	9.9	9	0	1	0	0.0	0	0	0
at MSU (9.20)	3	23	7.7	18	0	5	147	29.4	53	0
PUR (9.27)	1	-1	-1.0	-1	0	4	105	26.3	36	0
STAN (10.4)										
at UNC (10.11)										
at UW (10.25)										
PITT (11.1)										
at BC (11.8)										
vs. Navy (11.15)										
SYR (11.22)										
at USC (11.29)										

2007	Rushing					Receiving				
	Att	Yds	Avg	LG	TD	Rec	Yds	Avg	TD	LG
GT (9.1)	3	25	8.3	11	0	1	1	1.0	0	1
*at PSU (9.8)	8	11	1.4	4	0	6	38	6.3	0	15
*at UM (9.15)	9	24	2.7	6	0	2	7	3.5	0	11
MSU (9.22)	3	13	4.3	9	0	1	5	5.0	0	5
at PUR (9.29)	6	25	4.2	9	0	1	-9	-9.0	0	-9
at UCLA (10.6) 3	19	6.3	11	0	2	3	1.5	0	4	
BC (10.13)	3	9	3.0	7	0	3	16	5.3	0	9
USC (10.20)	11	58	5.3	11	0	0	0	0.0	0	0
*Navy (11.3)	16	91	5.7	15	0	3	20	6.7	0	16
AF (11.10)	9	27	3.0	9	0	2	17	8.5	1	9
*Duke (11.17)	9	42	4.7	12	0	2	17	8.5	0	14
at STAN (11.25)	6	4	1.5	9	0	1	9	9.0	0	9



37

Mike Anello

CB

5-10, 170

Sr.

Orland Park, Ill.

CAREER

Senior cornerback earned a scholarship following a sensational 2007 season ... starting gunner on the punt coverage team and tallied six tackles ... involved in both punt and kick coverage units ... owns a 3.93 cumulative grade-point average (GPA), qualifying him for the dean's list, and is a finance major in Notre Dame's Mendoza College of Business.

2008

Purdue: Continued his success on special teams, registering 3 tackles (solo; 2 assists) on the day in the win over the Boilers. **Michigan State:** Saw multiple double teams on special teams in failing to record a tackle for the first time on the season. **Michigan:** Made three tackles (two solo, one assist), forced a fumble and had a fumble recovery in his gunner roll on special teams ... the fumble recovery was the first of his career. **San Diego State:** Recorded four tackles (all solo) on punt and kickoff coverage in the season opening win.


CAREER STATISTICS

Year	G-S	Tackles				TFL	QBH	Scks	Fumbles		
		TT	UT	AT	FF				FR	PBU	INT
2008	4-0	10	7	3	0.0-0	0	0	1	1-0	0	0-0
2007	8-0	6	4	2	0.0-0	0	0	0	0-0	0	0-0
Total	12-0	16	11	5	0.0-0	0	0	1	1-0	0	0-0

CAREER GAME-BY-GAME

2008	TT	UT	AT	FF	FR
SDSU (9.6)	4	4	0	0	0-0
UM (9.13)3	2	1	1	1-0	
at MSU (9.20)	0	0	0	0	0-0
PUR (9.27)	3	1	2	0	0-0
STAN (10.4)					
at UNC (10.11)					
at UW (10.25)					
PITT (11.1)					
at BC (11.8)					
vs. Navy (11.15)					
SYR (11.22)					
at USC (11.29)					

2007	TT	UT	AT	FF	FR
GT (9.1)					
at PSU (9.8)					
at UM (9.15)	1	1	0	0	0-0
MSU (9.22)	0	0	0	0	0-0
at PUR (9.29)					
at UCLA (10.6)	0	0	0	0	0-0
BC (10.13)	0	0	0	0	0-0
USC (10.20)	2	1	1	0	0-0
Navy (11.3)					
AF (11.10)	0	0	0	0	0-0
Duke (11.17)	1	0	1	0	0-0
at STAN (11.25)2	2	0	0	0	0-0



12

Robert Blanton

DB

6-1, 180

Fr.

Matthews, N.C.

2008

Purdue: Continues to impress in his freshman campaign, recording five tackles (all solo), broke up a pass, and intercepted a Curtis Painter pass and returned it 47 yards for the first score of the day. The interception was the first of his career and he is only the fifth Irish freshman to ever return an interception for a touchdown. **Michigan State:**


Recorded three tackles (solo; 2 assists) on the day, while holding the Spartan passing attack to under 150 yards. **Michigan:** Recorded 2 tackles (both solo) and a tackle for loss in the secondary rotation in the win over Michigan. **San Diego State:** Did not see game action.

CAREER STATISTICS

Year	G-S	Tackles				TFL	Scks	FF	FR	Fumbles	
		TT	UT	AT	FF					FR	PBU
2008	3-0	10	8	2	1.0-1	0.0-0	0	0-0	1	1-47	
Total	3-0	10	8	10	1.0-1	0.0-0	0	0-0	1	1-47	

CAREER GAME-BY-GAME

2008	TT	UT	AT	TFL	Scks	FF	FR	PBU	INT
SDSU (9.6)									
UM (9.13)2	2	0	1.0-1	0.0-0	0	0-0	0	0-0	
at MSU (9.20)	3	1	2	0.0-0	0.0-0	0	0-0	0	0-0
PUR (9.27)	5	5	0	0.0-0	0.0-0	0	0-0	1	1-47
STAN (10.4)									
at UNC (10.11)									
at UW (10.25)									
PITT (11.1)									
at BC (11.8)									
vs. Navy (11.15)									
SYR (11.22)									
at USC (11.29)									



94

Justin Brown

DE

6-3, 261

Sr.

Clinton, Md.

2008

Purdue: Saw extensive action in the defensive line rotation and helped limit the Boilers to just seven points in the second half. **Michigan State:** Recorded two tackles (both assists) in his ninth career start in the first loss of the season. **Michigan:** Made eighth start of his career and notched four tackles (two solo, two assists) and also had two tackles for loss. **San Diego State:** Made seventh start of his career in the season opening win and helped limit the Aztecs to 71 rushing yards on the day.

CAREER STATISTICS

Year	G-S	Tackles				TFL	QBH	Scks	FF	FR	Fumbles	
		TT	UT	AT	FF						FR	PBU
2008	4-3	6	2	4	2.0-1	0	0	0	0-0	0	0-0	
2007	10-5	30	11	19	3.5-18.0	1-4	0	0-0	0	0-0		
2006	4-0	6	1	5	1.5-10.1	1-10	1	0-0	1	0-0		
2005	12-1	12	9	3	1.0-20.1	0.0-0	0	0-0	0	0-0		
2004												
Total	30-9	54	23	31	8.0-31	2	2.5-1	4	1	0-0	1 0-0	

CAREER GAME-BY-GAME

2008	TT	UT	AT	TFL	Scks	FF	FR	PBU	INT
*SDSU (9.6)	0	0	0	0.0-0	0.0-0	0	0-0	0	0-0
*UM (9.13)	4	2	2	2.0-1	0.0-0	0	0-0	0	0-0
*at MSU (9.20)	2	0	2	0.0-0	0.0-0	0	0-0	0	0-0
PUR (9.27)	0	0	0	0.0-0	0.0-0	0	0-0	0	0-0
STAN (10.4)									
at UNC (10.11)									
at UW (10.25)									
PITT (11.1)									
at BC (11.8)									
vs. Navy (11.15)									
SYR (11.22)									
at USC (11.29)									

2007	TT	UT	AT	TFL	Scks	FF	FR	PBU	INT
*GT (9.1)	1	0	1	0.0-0	0.0-0	0	0-0	0	0-0
at PSU (9.8)	3	2	1	1.5-13	0.5-2	0	0-0	0	0-0
at UM (9.15)	8	4	4	0.5-1	0.0-0	0	0-0	0	0-0
MSU (9.22)									
at PUR (9.29)									
at UCLA (10.6)	0	0	0	0.0-0	0.0-0	0	0-0	0	0-0
BC (10.13)	0	0	0	0.0-0	0.0-0	0	0-0	0	0-0
*USC (10.20)	3	2	1	0.0-0	0.0-0	0	0-0	0	0-0
Navy (11.3)	4	1	3	0.0-0	0.0-0	0	0-0	0	0-0
*AF (11.10)	6	2	4	1.3-0	0.0-0	0	0-0	0	0-0

*Duke (11.17)	2	0	2	0-0-0	0-0-0	0	0-0	0	0-0
*at STAN (11.25)	3	0	3	0.5-2	0.5-2	0	0-0	0	0-0

2006	TT	UT	AT	TFL	Scks	FF	FR	PBU	INT
at GT (9.2)					DNP				
PSU (9.9)					DNP				
UM (9.16)					DNP				
at MSU (9.23)					DNP				
PUR (9.30)						DNP			
STAN (10.7)						DNP			
UCLA (10.21)					DNP				
vs. Navy (10.28)	2	1	1	1-6-0	1-6-0	1	0-0	0	0-0
UNC (11.4)	1	0	1	0-0-0	0-0-0	0	0-0	0	0-0
at AF (11.11)	3	0	3	0.5-4	0.5-4	0	0-0	0	0-0
Army (11.18)					DNP				
at USC (11.25)					DNP				
LSU (1.3)	0	0	0	0-0-0	0-0-0	0	0-0	0	0-0

2005	TT	UT	AT	TFL	Scks	FF	FR	PBU	INT
at Pitt (9.3)	2	2	0	0-0-0	0-0-0	0	0-0	0	0-0
at UM (9.10)	0	0	0	0-0-0	0-0-0	0	0-0	0	0-0
MSU (9.17)	0	0	0	0-0-0	0-0-0	0	0-0	0	0-0
at WU (9.24)	0	0	0	0-0-0	0-0-0	0	0-0	0	0-0
at PUR (10.1)	0	0	0	0-0-0	0-0-0	0	0-0	0	0-0
USC (10.15)	1	0	1	0-0-0	0-0-0	0	0-0	0	0-0
BYU (10.22)	1	1	0	0-0-0	0-0-0	0	0-0	0	0-0
UT (11.5)	1	1	0	0-0-0	0-0-0	0	0-0	0	0-0
Navy (11.12)	7	2	5	1-0-2	0-0-0	0	0-0	0	0-0
*Cuse (11.19)	0	0	0	0-0-0	0-0-0	0	0-0	0	0-0
*at STAN (11.26)	4	4	0	0-0-0	0-0-0	0	0-0	0	0-0
OSU (1.2)	0	0	0	0-0-0	0-0-0	0	0-0	0	0-0



31
Sergio Brown
 DS
 6-2 205
 Jr.
 Maywood, Ill.

2008

Purdue: Made his third career start against the Boilers and recorded two tackles (solo; assist) and also broke up a pass in the win. **Michigan State:** Saw action in a reserve roll at DS, helping hold MSU to less than 50% completion percentage and under 150-yards passing. **Michigan:** Making his second career start, registered two tackles (one solo, one assist) and also recovered a fumble. **San Diego State:** Made first career start ... recorded six tackles (four solo, two assists), a tackle for loss, two pass break-ups, and his first career blocked punt, which helped set up the first score of the season.

CAREER STATISTICS

Year	G-S	Tackles			TFL	Scks	FF	FR	PBU	INT
		TT	UT	AT						
2008	4-3	10	6	4	1-0-3	0-0-0	0	1-0	3	0-0
2007	9-0	7	4	3	0-0-0	0-0-0	0	0-0	0	0-0
2006	11-0	4	3	1	0-0-0	0-0-0	0	0-0	0	0-0
Total	24-3	21	13	8	1-0-3	0-0-0	0	1-0	3	0-0

CAREER GAME-BY-GAME

2008	TT	UT	AT	TFL	Scks	FF	FR	PBU	INT
*SDSU (9.6)	6	4	2	1-0-3	0-0-0	0	0-0	2	0-0
*UM (9.13)	2	1	1	0-0-0	0-0-0	0	1-0	0	0-0
at MSU (9.20)	0	0	0	0-0-0	0-0-0	0	0-0	0	0-0
*PUR (9.27)	2	1	1	0-0-0	0-0-0	0	0-0	1	0-0
STAN (10.4)									
at UNC (10.11)									
at UW (10.25)									
PITT (11.1)									
at BC (11.8)									
vs. Navy (11.15)									
SYR (11.22)									
at USC (11.29)									



27
David Bruton
 DS
 6-2, 207
 Sr.
 Miamisburg, Ohio

2008

Purdue: Made the 15th start of his career and brought down a team leading six tackles (4 solo; 2 assists) as well as a pass break-up. **Michigan State:** Tallied a team-high 10 tackles (three solo, seven assists) and helped limit the passing attack of the Spartans in the loss. **Michigan:** In his 13th career start, tied a career high in tackles with 15 (10 solo, five assists), had 1.5 tackles for loss, a quarterback hurry, forced a fumble and intercepted a pass in the red zone ... has now forced three turnovers this season inside the Irish 10-yard line. **San Diego State:** Made five tackles (all solo), broke up a pass, forced and recovered a fumble in the win ... the 2008 season opener marked his 12th career start for the Irish.

CAREER STATISTICS

Year	G-S	Tackles			TFL	Scks	Fumbles			INT
		TT	UT	AT			FF	FR	PBU	
2008	4-4	36	22	14	1.5-5	0-0-0	2	1-0	2	1-39
2007	12-11	85	55	30	4.5-16.1	0-10-1	1-0	2	3-20	
2006	12-0	18	12	6	1-0-1	0-0-0	0	0-0	0	0-0
2005	11-0	14	10	4	0-0-0	0-0-0	0	0-0	1	0-0
Total	39-15	153	99	54	7.0-22.1	0-103	2-0	5	4-59	

CAREER GAME-BY-GAME

2008	TT	UT	AT	TFL	Scks	FF	FR	PBU	INT
*SDSU (9.6)	5	5	0	0.5-0	0-0-0	1	1-0	1	0-0
*UM (9.13)	15	10	5	1.5-5	0-0-0	1	0-0	0	1-39
*at MSU (9.20)	10	3	7	0-0-0	0-0-0	0	0-0	0	0-0
*PUR (9.27)	6	4	2	0-0-0	0-0-0	0	0-0	1	0-0
STAN (10.4)									
at UNC (10.11)									
at UW (10.25)									
PITT (11.1)									
at BC (11.8)									
vs. Navy (11.15)									
SYR (11.22)									
at USC (11.29)									

2007	TT	UT	AT	TFL	Scks	FF	FR	PBU	INT
*GT (9.1)	9	6	3	2.0-11	1.0-10	0	0-0	0	0-0
*at PSU (9.8)	2	1	1	0-0-0	0-0-0	0	0-0	0	0-0
*at UM (9.15)	9	5	4	1-0-1	0-0-0	0	0-0	0	0-0
*MSU (9.22)	15	8	7	0-0-0	0-0-0	0	0-0	0	1-0
*at PUR (9.29)	3	3	0	0-0-0	0-0-0	0	0-0	0	0-0
*at UCLA (10.6)	4	0	0-0-0	0-0-0	0	0-0	0	1-17	
*BC (10.13)	6	6	0	0-0-0	0-0-0	0	0-0	0	0-0
*USC (10.20)	5	2	3	0-0-0	0-0-0	1	0-0	1	0-0
Navy (11.3)	4	2	2	0.5-2	0-0-0	0	0-0	0	0-0
*AF (11.10)	13	7	6	0-0-0	0-0-0	0	0-0	0	0-0
*Duke (11.17)	6	3	3	0-0-0	0-0-0	0	1-0	1	0-0
*at STAN (11.25)	9	8	1	1-0-2	0-0-0	0	0-0	0	1-3

2006	TT	UT	AT	TFL	Scks	FF	FR	PBU	INT
at GT (9.2)					DNP				
PSU (9.9)	0	0	0	0-0-0	0-0-0	0	0-0	0	0-0
UM (9.16)	2	1	1	0-0-0	0-0-0	0	0-0	0	0-0
at MSU (9.23)	0	0	0	0-0-0	0-0-0	0	0-0	0	0-0
PUR (9.30)	1	1	0	0-0-0	0-0-0	0	0-0	0	0-0
STAN (10.7)	3	1	2	0-0-0	0-0-0	0	0-0	0	0-0
UCLA (10.21)	1	1	0	0-0-0	0-0-0	0	0-0	0	0-0
vs. Navy (10.28)	0	0	0-0-0	0-0-0	0	0-0	0	0-0	
UNC (11.4)	0	0	0	0-0-0	0-0-0	0	0-0	0	0-0
at AF (11.11)	0	0	0	0-0-0	0-0-0	0	0-0	0	0-0
Army (11.18)	5	3	2	1-0-1	0-0-0	0	0-0	0	0-0
at USC (11.25)	2	1	1	0-0-0	0-0-0	0	0-0	0	0-0
LSU (1.3)	4	4	0	0-0-0	0-0-0	0	0-0	0	0-0

2005	TT	UT	AT	TFL	Scks	FF	FR	PBU	INT
at Pitt (9.3)	0	0	0	0-0-0	0-0-0	0	0-0	0	0-0
at UM (9.10)	1	1	0	0-0-0	0-0-0	0	0-0	0	0-0
MSU (9.17)	0	0	0	0-0-0	0-0-0	0	0-0	0	0-0
at WU (9.24)	1	1	0	0-0-0	0-0-0	0	0-0	0	0-0
at PUR (10.1)	5	5	0	0-0-0	0-0-0	0	0-0	0	0-0

USC (10.15)	DNP								
BYU (10.22)	0	0	0	0.0-0	0.0-0	0	0-0	0	0-0
UT (11.5)	2	1	1	0.0-0	0.0-0	0	0-0	0	0-0
Navy (11.12)	2	1	1	0.0-0	0.0-0	0	0-0	0	0-0
*Cuse (11.19)	0	0	0	0.0-0	0.0-0	0	0-0	0	0-0
at STAN (11.26)	2	1	1	0.0-0	0.0-0	0	0-0	0	0-0
OSU (1.2)	1	0	1	0.0-0	0.0-0	0	0-0	0	0-0



39
Ryan Burkhart
PK
5-11, 190
Jr.
Wakarusa, Ind.

2008

Purdue: Recorded a season high seven kickoffs that averaged 64.9 yards a kick.
Michigan State: Recorded two kickoffs averaging 60.0 yards per kick against the Spartans.
Michigan: Recorded six kickoffs that averaged 61.0 yards, but also had one sail out of bounds.
San Diego State: Recorded four kickoffs that averaged 60.5 yards.

CAREER STATISTICS

Year	Field Goals				XP		Kickoffs				
	G-S	M-A	Pct	LG	M-A	Pct	Att	Yds	Avg	TB	OB
2008	4-0	0-0	.000	0	0-0	.000	19	1182	62.2	0	1
2007	DNP										
2006	9-0	0-0	.000	0	0-0	.000	45	2670	59.3	8	0
Total	12-0	0-0	.000	0	0-0	.000	57	3398	59.6	8	1

CAREER GAME-BY-GAME

Year	Att	Yds	TB	OB	Avg
2008					
SDSU (9.6)	4	242	0	0	60.5
UM (9.13)	6	366	0	1	61.0
at MSU (9.20)	2	120	0	0	60.0
PUR (9.27)	7	454	0	0	64.9
STAN (10.4)					
at UNC (10.11)					
at UW (10.25)					
PITT (11.1)					
at BC (11.8)					
vs. Navy (11.15)					
SYR (11.22)					
at USC (11.29)					

Year	Att	Yds	TB	OB	Avg
2006					
at GT (9.2)					DNP
PSU (9.9)					DNP
UM (9.16)					DNP
at MSU (9.23)					DNP
PUR (9.30)	5	294	0	0	58.8
STAN (10.7)	5	304	2	0	60.8
UCLA (10.21)	4	252	0	0	63.0
vs. Navy (10.28)	7	395	2	0	56.4
UNC (11.4)	8	462	1	0	57.8
at AF (11.11)	7	440	2	0	62.9
Army (11.18)	6	338	1	0	56.3
at USC (11.25)					DNP
LSU (1.3)	3	185	0	0	61.7



7
Jimmy Clausen
QB
6-3, 207
So.
Westlake Village, Calif.

2008

Purdue: Threw for a career high 275 yards (20-35, 57.1%) against the Boilermakers, topping his previous high of 246 vs. Air Force (Nov. 10, 2007), while also throwing for three touchdowns. Has now thrown at least one touchdown pass in four consecutive games.
Michigan State: Set career highs in pass attempts (41) and completions (24) while throwing for 242 yards (second highest of career) and a touchdown in the loss to the Spartans.
Michigan: Completed 10-of-21 passes for 147 yards and two touchdowns, including a 48-yard touchdown strike to Golden Tate and a 60-yard connection to Tate again later in the game, his career long completion.
San Diego State: Went 21-of-34 (61.8%) passing for 237 yards and three touchdowns, which went to three different receivers (Tate, David Grimes, Michael Floyd) in Notre Dame's opening game victory.

CAREER STATISTICS

Year	Passing					Rushing					
	G-S	Com	Att	INT	Pct	Yds	TD	Att	Yds	Avg	TD
2008	4-4	75	131	6	57.3	901	9	12	-18	-1.5	0
2007	10-9	138	245	6	56.3	1,254	7	62	-187	-3.0	2
Total	14-13	213	376	12	56.6	2,155	16	74	-205	-2.8	2

CAREER GAME-BY-GAME

Year	Passing					Rushing					
	Com	Att	Pct	Yds	LG	TD	INT	Att	Yds	LG	TD
2008											
*SDSU (9.6)	21	34	61.8	237	38	3	2	0	0	0	0
*UM (9.13)	10	21	47.6	147	60	2	2	2	5	4	0
*at MSU (9.20)	24	41	58.5	242	30	1	2	5	-31	4	0
*PUR (9.27)	20	35	57.1	275	38	3	0	5	8	7	0
STAN (10.4)											
at UNC (10.11)											
at UW (10.25)											
PITT (11.1)											
at BC (11.8)											
vs. Navy (11.15)											
SYR (11.22)											
at USC (11.29)											

Year	Passing					Rushing					
	Com	Att	Pct	Yds	LG	TD	INT	Att	Yds	LG	TD
2007											
GT (9.1)	4	6	66.7	34	11	0	0	2	-14	0	0
*at PSU (9.8)	17	32	53.1	144	35	0	1	10	-25	10	0
*at UM (9.15)	11	17	64.7	74	14	0	1	9	-65	0	0
*MSU (9.22)	7	13	53.8	53	14	0	0	4	-30	0	0
*at PUR (9.29)	18	26	69.2	169	36	1	1	3	13	7	0
*at UCLA (10.6)	17	27	63.0	84	15	0	0	8	-21	4	1
*BC (10.13)	7	20	35.0	60	26	0	2	1	4	4	0
USC (10.20)											
Navy (11.3)											
*AF (11.10)	22	40	55.0	246	28	3	0	10	-39	6	0
*Duke (11.17)	16	32	50.0	194	41	3	0	7	12	11	0
*at STAN (11.25)	19	32	59.4	196	44	0	1	8	-22	10	1



11

David Grimes
WR
5-10, 177
Sr.
Detroit, Mich.

2008

Purdue: Returned to the field, recording the 18th start of his career. Hauled in 4 catches for a season high 65 yards and a touchdown, the second of the season. **Michigan State:** Did not see game action against the Spartans while dealing with back injury. **Michigan:** Registered one catch for 3 yards (6th consecutive game with a catch) in limited playing time. **San Diego State:** Making the 17th start of his career, Grimes tallied five catches for 35 yards and a touchdown ... the receiving touchdown was the fifth of his career.

CAREER STATISTICS

Year	G-S	Receiving					Rushing				
		Rec	Yds	Avg	TD	LG	Att	Yds	Avg	TD	LG
2008	3-2	10	103	10.3	2	30	0	0	0.0	0	0
2007	10-8	27	224	8.3	2	25	0	0	0.0	0	0
2006	12-7	26	336	12.9	2	36	1	2	2.0	1	2
2005	12-1	2	19	9.5	0	11	2	8	4.0	0	8
Total	37-18	65	682	10.5	6	36	3	10	3.3	1	8

CAREER STATISTICS

Year	Kick Returns					Punt Returns				
	Ret	Yds	Avg	TD	LG	Ret	Yds	Avg	TD	LG
2008	0	0	0.0	0	0	0	0	0.0	0	0
2007	0	0	0.0	0	0	0	0	0.0	0	0
2006	21	514	24.5	0	50	0	0	0.0	0	0
2005	15	338	22.5	0	40	1	17	17.0	0	17
Total	36	852	23.7	0	50	1	17	17.0	0	17

CAREER GAME-BY-GAME

2008	Receiving				
	Rec	Yds	Avg	TD	LG
*SDSU (9.6)	5	35	7.0	1	14
UM (9.13)	3	3.0	0	3	
at MSU (9.20)			DNP		
PUR (9.27)	4	65	16.3	1	30
STAN (10.4)					
at UNC (10.11)					
at UW (10.25)					
PITT (11.1)					
at BC (11.8)					
vs. Navy (11.15)					
SYR (11.22)					
at USC (11.29)					

2007	Receiving					Kick Returns				
	Rec	Yds	Avg	TD	LG	Ret	Yds	Avg	TD	LG
*GT (9.1)	1	4	4.0	0	4					
*at PSU (9.8)	5	45	9.0	0	14					
*at UM (9.15)	3	10	3.3	0	8					
*MSU (9.22)	3	24	8.0	0	9					
*at PUR (9.29)	3	34	11.3	0	17					
at UCLA (10.6)					DNP					
BC (10.13)					DNP					
USC (10.20)	0	0	0.0	0	0					
Navy (11.3)	2	4	2.0	0	0					
*AF (11.10)	6	67	11.2	1	21					
*Duke (11.17)	2	26	13.0	1	25					
*at STAN (11.25)2	10	5.0	0	14						

2006	Receiving					Kick Returns				
	Rec	Yds	Avg	TD	LG	Ret	Yds	Avg	TD	LG
at GT (9.2)	0	0	0.0	0	0	1	46	46.0	0	46
PSU (9.9)	0	0.0	0	0	0	0	0.0	0	0	0
UM (9.16)4	48	12.0	0	20	6	145	24.2	0	27	
at MSU (9.23)	0	0	0.0	0	0	1	28	28.0	0	28
PUR (9.30)								DNP		
*STAN (10.7)	1	7	7.0	0	7	1	7	7.0	0	7
*UCLA (10.21)	8	79	9.9	0	17	3	53	17.7	0	20
vs. Navy (10.28)372	24.0	1	36	1	26	26.0	0	26		
*UNC (11.4)	0	0	0.0	0	0	3	101	33.7	0	50

*at AF (11.11)	2	16	8.0	0	9	0	0	0.0	0	0
*Army (11.18)	5	56	11.2	0	16	0	0	0.0	0	0
*at USC (11.25)2	34	17.0	0	27	2	35	17.5	0	18	
*LSU (1.3)	1	24	24.0	1	24	4	80	20.0	0	21

2005	Receiving					Kick Returns				
	Rec	Yds	Avg	TD	LG	Ret	Yds	Avg	TD	LG
at Pitt (9.3)	0	0	0.0	0	0	0	0	0.0	0	0
at UM (9.10)	0	0	0.0	0	0	0	0	0.0	0	0
MSU (9.17)	1	11	11.0	0	11	0	0	0.0	0	0
at WU (9.24)	0	0	0.0	0	0	1	31	31.0	0	31
at PUR (10.1)	0	0	0.0	0	0	2	62	31.0	0	40
USC (10.15)	0	0	0.0	0	0	2	36	18.0	0	21
*BYU (10.22)	1	8	8.0	0	8	3	62	20.7	0	33
UT (11.5)	0	0	0.0	0	0	0	0	0.0	0	0
Navy (11.12)	0	0	0.0	0	0	2	27	13.5	0	16
*Cuse (11.19)	0	0	0.0	0	0	1	23	23.0	0	23
at STAN (11.26)0	0	0.0	0	0	4	97	24.5	0	28	
OSU (1.2)0	0	0.0	0	0	0	0	0.0	0	0	0



33

Robert Hughes
HB
5-11, 237
So.
Chicago, Ill.

2008

Purdue: Pounded out 26 yards rushing on 9 carries in the victory over the Boilermakers. **Michigan State:** Totaled 11 yards rushing on only five carries in loss to the Spartans. **Michigan:** Garnered his first start of the 2008 campaign (2nd of career) ... recorded his first multi-touchdown game of his Notre Dame career, totaling 19 rushes for 79 yards to lead to the two touchdowns. **San Diego State:** Amassed 86 all-purpose yards (54 rushing; 32 receiving) on 19 touches (16 rushing; three receiving), good for 4.5 yards a touch in season opener.


CAREER STATISTICS

Year	G-S	Rushing					Receiving				
		Att	Yds	Avg	TD	LG	Rec	Yds	Avg	TD	LG
2008	4-2	50	170	3.4	2	18	4	29	7.2	0	14
2007	11-1	53	294	5.5	4	45	3	17	5.7	0	13
Total	15-3	103	464	4.5	6	45	7	46	6.6	0	14

CAREER GAME-BY-GAME

2008	Rushing					Receiving				
	Att	Yds	Avg	LG	TD	Rec	Yds	Avg	TD	LG
SDSU (9.6)	17	54	3.2	12	0	3	32	10.7	0	14
*UM (9.13)	19	79	4.2	18	2	1	-3	-3.0	0	-3
*at MSU (9.20)	5	11	1.8	7	0	0	0	0.0	0	0
PUR (9.27)	9	26	2.9	7	0	0	0	0.0	0	0
STAN (10.4)										
at UNC (10.11)										
at UW (10.25)										
PITT (11.1)										
at BC (11.8)										
vs. Navy (11.15)										
SYR (11.22)										
at USC (11.29)										

2007	Rushing					Receiving				
	Att	Yds	Avg	LG	TD	Rec	Yds	Avg	TD	LG
GT (9.1)	0	0	0.0	0	0	0	0	0.0	0	0
at PSU (9.8)	0	0	0.0	0	0	0	0	0.0	0	0
at UM (9.15)	0	0	0.0	0	0	0	0	0.0	0	0
MSU (9.22)	6	33	5.5	17	1	0	0	0.0	0	0
at PUR (9.29)	1	0	0.0	0	0	0	0	0.0	0	0
at UCLA (10.6)								DNP		
BC (10.13)	5	6	1.2	3	0	0	0	0.0	0	0
USC (10.20)	4	3	0.8	4	0	0	0	0.0	0	0
Navy (11.3)	1	3	3.0	3	1	0	0	0.0	0	0
AF (11.10)	1	3	3.0	3	0	0	0	0.0	0	0
Duke (11.17)	17	110	6.5	33	1	1	13	13.0	0	13
*at STAN (11.25)	18	136	7.6	45	1	2	4	2.0	0	7



9
Ethan Johnson
 DE
 6-4, 275
 Fr.
 Portland, Ore.

2008


Purdue: Made first start of his career, and tallied two tackles (both assists) and also had a quarterback hurry. He is the third freshman to start this season. **Michigan State:** Saw a large amount of time in passing situations, recording two pass break-ups (first of his career) in the first loss of the season. **Michigan:** Recorded a tackle (assist) and a half-tackle for loss in the win. **San Diego State:** Saw first career action and recorded his first career tackle (assisted) in the season opening win.

CAREER STATISTICS

Year	G-S	Tackles			TFL	Fumbles			PBU	INT
		TT	UT	AT		Scks	FF	FR		
2008	4-1	4	0	4	0.5-1	0.0-0	0	0-0	2	0-0
Total	4-1	4	0	4	0.5-1	0.0-0	0	0-0	2	0-0

CAREER GAME-BY-GAME

2008	TT	UT	AT	TFL	Scks	FF	FR	PBU	INT
SDSU (9.6)	1	0	1	0.0-0	0.0-0	0	0-0	0	0-0
UM (9.13)	0	1	0.5-1	0.0-0	0	0-0	0	0-0	
at MSU (9.20)	0	0	0	0.0-0	0.0-0	0	0-0	2	0-0
*PUR (9.27)	2	0	2	0.0-0	0.0-0	0	0-0	0	0-0
STAN (10.4)									
at UNC (10.11)									
at UW (10.25)									
PITT (11.1)									
at BC (11.8)									
vs. Navy (11.15)									
SYR (11.22)									
at USC (11.29)									



18
Duval Kamara
 WR
 6-5, 222
 So.
 Hoboken, N.J.

2008

Purdue: Hauled in one catch for five yards in limited time against the Boilermakers. **Michigan State:** Failed to record a catch against the Spartans. **Michigan:** Registered second start of the season (7th of career), hauling in first touchdown of the 2008 season (5th of career) with his 10-yard reception early in the first quarter. **San Diego State:** Had one catch for 28 yards in his sixth career start ... the 28-yard reception was the second longest of his career (35-yard reception against Stanford in 2007) ... also recorded a tackle in the season opening win.

CAREER STATISTICS

Year	G-S	Receiving				
		Rec	Yds	Avg	TD	LG
2008	4-3	3	43	14.3	1	28
2007	11-5	32	357	11.2	4	35
Total	15-8	35	400	11.4	5	35

CAREER GAME-BY-GAME

2008	Rec	Yds	Avg	TD	LG
*SDSU (9.6)	1	28	28.0	0	28
*UM (9.13)	1	10	10.0	1	10
*at MSU (9.20)	0	0	0.0	0	0
PUR (9.27)	1	5	5.0	0	5
STAN (10.4)					
at UNC (10.11)					
at UW (10.25)					
PITT (11.1)					
at BC (11.8)					
vs. Navy (11.15)					
SYR (11.22)					
at USC (11.29)					

2007	Rec	Yds	Avg	TD	LG
GT (9.1)	2	19	9.5	0	11
at PSU (9.8)	1	6	6.0	0	6
at UM (9.15)	1	14	14.0	0	14
MSU (9.22)	1	9	9.0	0	9
at PUR (9.29)	6	68	11.3	1	15
at UCLA (10.6)	2	20	10.0	0	15
*BC (10.13)	2	19	9.5	0	13
*USC (10.20)	4	33	8.3	0	11
*Navy (11.3)	5	44	8.8	2	21
AF (11.10)			DNP		
*Duke (11.17)	2	32	16.0	1	25
*at STAN (11.25)	6	93	15.5	0	35



96

Pat Kuntz
NT
6-3, 285
Sr.
Indianapolis, Ind.

2008

Purdue: Amassed a team high six tackles (3 solo; s assist) in the 14th start of his career in the win over the Boilers. **Michigan State:** Made 13th start of his career and racked up two tackles (one solo, one assist) in the loss to the Spartans. **Michigan:** Recorded three tackles (all solo) and a tackle for loss in his 12th career start. **San Diego State:** Made 11th start of his career in the season opening win and helped limit the Aztecs to 71 rushing yards on the day.


CAREER STATISTICS

Year	G-S	Tackles				TFL	Scks	Fumbles			PBU	INT
		TT	UT	AT	FF			FR	INT			
2008	4-4	11	7	4	1.0-2	0.0-0	0	0-0	0	0	0-0	
2007	10-10	42	19	23	2.5-3	0.0-0	0	0-0	9	0-0		
2006	12-0	7	5	2	0.5-3	0.5-3	0	1-0	0	0-0		
2005	9-0	4	1	3	0.0-0	0.0-0	0	0-0	0	0-0		
Total	35-14	64	32	32	4.0-8	0.5-3	0	1-0	9	0-0		

CAREER GAME-BY-GAME

2008	TT	UT	AT	TFL	Scks	FF	FR	PBU	INT
*SDSU (9.6)	0	0	0	0.0-0	0.0-0	0	0-0	0	0-0
*UM (9.13)	3	3	0	1.0-2	0.0-0	0	0-0	0	0-0
*at MSU (9.20)	2	1	1	0.0-0	0.0-0	0	0-0	0	0-0
*PUR (9.27)	6	3	3	0.0-0	0.0-0	0	0-0	0	0-0
STAN (10.4)									
at UNC (10.11)									
at UW (10.25)									
PITT (11.1)									
at BC (11.8)									
vs. Navy (11.15)									
SYR (11.22)									
at USC (11.29)									

2007	TT	UT	AT	TFL	Scks	FF	FR	PBU	INT
*GT (9.1)	2	1	1	0.0-0	0.0-0	0	0-0	2	0-0
*at PSU (9.8)	8	3	5	0.5-1	0.0-0	0	0-0	0	0-0
*at UM (9.15)	6	3	3	0.0-0	0.0-0	0	0-0	1	0-0
*MSU (9.22)	3	0	3	0.0-0	0.0-0	0	0-0	1	1-0
*at PUR (9.29)	2	1	1	0.0-0	0.0-0	0	0-0	0	0-0
*at UCLA (10.6)	7	2	0.0-0	0.0-0	0	0-0	2	0-0	
*BC (10.13)	5	2	3	0.0-0	0.0-0	0	0-0	1	0-0
*USC (10.20)	5	2	3	1.0-0	10.0-0	0	0-0	2	0-0
*Navy (11.3)	0	0	0	0.0-0	0.0-0	0	0-0	0	0-0
*AF (11.10)	4	2	2	1.0-0	10.0-0	0	0-0	0	0-0
Duke (11.17)						DNP			
at STAN (11.25)						DNP			



20

Terrail Lambert
DB
5-11, 191
Sr.
Oxnard, Calif.

2008

Purdue: Made the 26th start of his career and amassed four tackles (3 solo; assist) on the day and helped hold the Boilers to just nine completions in the second half (9-21). **Michigan State:** Registered eight tackles (two solo, six assists) in his 25th start of his career. **Michigan:** Made his 24th consecutive start at CB and recorded two tackles (both solo). **San Diego State:** Tallied six tackles (all solo) and broke up two passes in his 23rd career start for the Irish.

CAREER STATISTICS

Year	G-S	Tackles				TFL	Scks	Fumbles			PBU	INT
		TT	UT	AT	FF			FR	INT			
2008	4-4	20	13	7	0.0-0	0.0-0	0	0-0	2	0-0		
2007	12-12	34	19	15	0.0-0	0.0-0	0	0-0	0	1		
2006	13-10	40	30	10	1.5-9	0.5-6	1	1-0	1	3		
2005	12-0	8	7	1	0.0-0	0.0-0	0	0-0	1	0		
Total	41-26	102	69	33	1.5-9	0.5-6	1	1-0	4	4		

CAREER GAME-BY-GAME

2008	TT	UT	AT	TFL	Scks	FF	FR	PBU	INT
*SDSU (9.6)	6	6	0	0.0-0	0.0-0	0	0-0	2	0-0
*UM (9.13)	2	2	0	0.0-0	0.0-0	0	0-0	0	0-0
*at MSU (9.20)	8	2	6	0.0-0	0.0-0	0	0-0	0	0-0
*PUR (9.27)	4	3	1	0.0-0	0.0-0	0	0-0	0	0-0
STAN (10.4)									
at UNC (10.11)									
at UW (10.25)									
PITT (11.1)									
at BC (11.8)									
vs. Navy (11.15)									
SYR (11.22)									
at USC (11.29)									

2007	TT	UT	AT	TFL	Scks	FF	FR	PBU	INT
*GT (9.1)	6	4	2	0.0-0	0.0-0	0	0-0	0	0
*at PSU (9.8)	1	1	0	0.0-0	0.0-0	0	0-0	0	0
*at UM (9.15)	1	1	0	0.0-0	0.0-0	0	0-0	0	0
*MSU (9.22)	1	1	0	0.0-0	0.0-0	0	0-0	0	0
*at PUR (9.29)	3	3	0	0.0-0	0.0-0	0	0-0	0	0
*at UCLA (10.6)	3	2	0.0-0	0.0-0	0	0-0	0	1	
*BC (10.13)	4	2	2	0.0-0	0.0-0	0	0-0	0	0
*USC (10.20)	7	2	5	0.0-0	0.0-0	0	0-0	0	0
*Navy (11.3)	2	0	2	0.0-0	0.0-0	0	0-0	0	0
*AF (11.10)	2	1	1	0.0-0	0.0-0	0	0-0	0	0
*Duke (11.17)	1	0	1	0.0-0	0.0-0	0	0-0	0	0
*at STAN (11.25)	3	3	0	0.0-0	0.0-0	0	0-0	0	0

2006	TT	UT	AT	TFL	Scks	FF	FR	PBU	INT
at GT (9.2)	2	1	1	0.0-0	0.0-0	0	0-0	0	0-0
PSU (9.9)	1	1	0	0.0-0	0.0-0	0	0-0	0	0-0
UM (9.16)	2	1	1	0.0-0	0.0-0	0	0-0	0	0-0
*at MSU (9.23)	5	4	1	0.0-0	0.0-0	0	0-0	0	2-27
*PUR (9.30)	11	10	1	1.0-3	0.0-0	1	1-0	0	0-0
*STAN (10.7)	0	0	0	0.0-0	0.0-0	0	0-0	0	1-0
*UCLA (10.21)	6	4	2	0.0-0	0.0-0	0	0-0	0	1-0
*vs. Navy (10.28)	4	3	1	0.0-0	0.0-0	0	0-0	0	0-0
*UNC (11.4)	0	0	0	0.0-0	0.0-0	0	0-0	0	0-0
*at AF (11.11)	3	2	1	0.0-0	0.0-0	0	0-0	0	0-0
*Army (11.18)	0	0	0	0.0-0	0.0-0	0	0-0	0	0-0
*at USC (11.25)	3	3	0	0.0-0	0.0-0	0	0-0	1	0-0
*LSU (1.3)	3	1	2	0.5-6	0.5-6	0	0-0	0	0-0



43

Eric Maust

P

6-2, 177

Jr.

Alpharetta, Ga.

CAREER

Filled in at punter during the 2007 season and averaged a team-high 42.1 yards on 21 punts, landing nine inside the 20 with only one touchback ... enters the 2008 season as the starting punter for the Irish ... also one of the top pitchers for Notre Dame's baseball team and recorded a 6-3 record last season ... enrolled in the Mendoza College of Business, majoring in finance, and owns a 3.153 GPA.

2008

Purdue: Had another solid day, punting twice for 93 yards (46.5 average) with a long of 54 and having one downed inside the 20. **Michigan State:** Booted five punts for 204 yards (40.8 average) against the Spartans, getting two downed inside the 20. **Michigan:** Had a solid day punting the ball, booming six punts for 263 yards (43.8 average) with a long of 52 yards and two being downed inside the 20-yard line. **San Diego State:** Booted five punts on the day for 199 yards (39.8 per punt), two of which were downed inside the 20-yard line in the season opening win.


CAREER STATISTICS

Year	G-S	No	Yds	Avg	LG	TB	FC	I20	50+	Blkd
2008	4-0	18	759	42.2	54	1	4	7	4	0
2007	6-0	21	884	42.1	53	1	6	9	2	1
Total	10-0	39	1643	42.1	54	2	10	16	6	1

CAREER GAME-BY-GAME

2008	No	Yds	Avg	LG	TB	FC	I20	50+	BLK
SDSU (9.1)	5	199	39.8	50	0	2	2	1	0
UM (9.8)	6	263	43.8	52	1	0	2	2	0
at MSU (9.15)	5	204	40.8	46	0	2	2	0	0
PUR (9.22)	2	93	46.5	54	0	0	1	1	0
STAN (9.29)									
at UNC (10.6)									
at UW (10.13)									
PITT (10.20)									
at BC (11.3)									
vs. Navy (11.10)									
SYR (11.17)									
at USC (11.25)									

2007	No	Yds	Avg	LG	TB	FC	I20	50+	BLK
GT (9.1)									DNP
at PSU (9.8)	1	45	45.0	45	0	0	0	0	0
at UM (9.15)									DNP
MSU (9.22)	3	129	43.0	50	0	1	0	1	0
at PUR (9.29)	3	132	44.0	48	1	1	2	0	0
at UCLA (10.6)									DNP
BC (10.13)									DNP
USC (10.20)									DNP
Navy (11.3)									DNP
AF (11.10)	5	215	43.0	53	0	2	2	1	0
Duke (11.17)	5	205	41.0	48	0	2	2	0	0
at STAN (11.25)	4	158	39.5	46	0	3	0	1	



28

Kyle McCarthy

S

6-1, 203

Sr.

Youngstown, Ohio

2008

Purdue: Tallied five tackles (4 solo; assist) on the day and helped limit the Boilers to just 139 passing yards in the second half. The start was the fifth of his career. **Michigan State:** Continued to be a team leader in tackles, recording nine tackles (solo; eight assists) on the day in his fourth career start. **Michigan:** In his third career start, notched his second best game in tackles with 10 (seven solo, three assists) in the win. **San Diego State:** Amassed a team and career- high 14 tackles (10 solo, four assists) while also assisting on a tackle for loss in the season opening win.

CAREER STATISTICS

Year	G-S	Tackles				TFL	Fumbles				
		TT	UT	AT			Scks	FF	FR	PBU	INT
2008	4-4	38	22	16		0.5-0	0.0-0	0	0-0	0	0-0
2007	12-1	20	11	9		0.0-0	0.0-0	1	0-0	1	1-0
2006	13-0	9	6	3		0.0-0	0.0-0	0	0-0	0	0-0
2005											
Total	29-5	67	39	28		0.5-0	0.0-0	1	0-0	1	1-0

CAREER GAME-BY-GAME

2008	TT	UT	AT	TFL	Scks	FF	FR	PBU	INT
*SDSU (9.6)	14	10	4	0.5-0	0.0-0	0	0-0	0	0-0
*UM (9.13)	10	7	3	0.0-0	0.0-0	0	0-0	0	0-0
*at MSU (9.20)	9	1	8	0.0-0	0.0-0	0	0-0	0	0-0
*PUR (9.27)	5	4	1	0.0-0	0.0-0	0	0-0	0	0-0
STAN (10.4)									
at UNC (10.11)									
at UW (10.25)									
PITT (11.1)									
at BC (11.8)									
vs. Navy (11.15)									
SYR (11.22)									
at USC (11.29)									

2007	TT	UT	AT	TFL	Scks	FF	FR	PBU	INT
GT (9.1)	2	0	2	0.0-0	0.0-0	0	0-0	0	0
at PSU (9.8)	1	1	0	0.0-0	0.0-0	0	0-0	0	0
at UM (9.15)	1	0	1	0.0-0	0.0-0	0	0-0	0	0
MSU (9.22)	0	0	0	0.0-0	0.0-0	0	0-0	0	0
at PUR (9.29)	3	3	0	0.0-0	0.0-0	0	0-0	0	1
at UCLA (10.6)	1	0	1	0.0-0	0.0-0	0	0-0	0	0
BC (10.13)	1	1	0	0.0-0	0.0-0	0	0-0	0	0
USC (10.20)	3	2	1	0.0-0	0.0-0	0	0-0	0	0
*Navy (11.3)	7	3	4	0.0-0	0.0-0	0	0-0	0	0
AF (11.10)	0	0	0	0.0-0	0.0-0	0	0-0	0	0
Duke (11.17)	1	1	0	0.0-0	0.0-0	1	0-0	1	0
at STAN (11.25)	0	0	0.0-0	0.0-0	0	0-0	0	0	0



8
Raeshon McNeil
 DB
 6-0, 187
 Jr.
 Cooleemee, N.C.

2008


Purdue: Making the fourth start of his career, he registered 3 tackles (2 solo; assist) and helped hold the Boilers to just 43% completion percentage in the second half. **Michigan State:** Racked up four tackles (solo; three assists) and a pass break-up while helping limit the Spartans to under 50% completion percentage on the day in his third start of the season. **Michigan:** Making the second start of the season, tallied three tackles (two solo, assist) and two pass break-ups (career high) in the win. **San Diego State:** Recorded a pass break up in his starting roll against the Aztecs ... start against San Diego State marked the second start of his career.

CAREER STATISTICS

Year	G-S	Tackles				Fumbles				
		TT	UT	AT	TFL	Scks	FF	FR	PBU	INT
2008	4-4	10	5	5	0.0-0	0.0-0	0	0-0	4	0-0
2007	11-1	9	6	3	1.0-10.1	0-100	0-0	3	0-0	
2006	11-0	4	2	2	0.0-0	0.0-0	0	0-0	0	0-0
Total	26-5	23	13	10	1.0-10.1	0-100	0-0	7	0-0	

CAREER GAME-BY-GAME

2008	TT	UT	AT	TFL	Scks	FF	FR	PBU	INT
*SDSU (9.6)	0	0	0	0.0-0	0.0-0	0	0-0	1	0-0
*UM (9.13)	3	2	1	0.0-0	0.0-0	0	0-0	2	0-0
*at MSU (9.20)	4	1	3	0.0-0	0.0-0	0	0-0	1	0-0
*PUR (9.27)	3	2	1	0.0-0	0.0-0	0	0-0	0	0-0
STAN (10.4)									
at UNC (10.11)									
at UW (10.25)									
PITT (11.1)									
at BC (11.8)									
vs. Navy (11.15)									
SYR (11.22)									
at USC (11.29)									



56
Kerry Neal
 OLB
 6-2, 246
 So.
 Bunn, N.C.

2008

Purdue: Made the start at OLB and tallied one tackle for a loss on the day. The start was the eighth of his career. **Michigan State:** Tallied a tackle (assist) on the day in a reserve roll in the first loss of the season. **Michigan:** Made his seventh career start and notched three tackles (solo, two assists) as well as a half-tackle for loss in the win. **San Diego State:** Made three tackles (solo, two assists), assisted on a tackle for loss and recorded his first career interception in the win ... the start for Neal was the sixth of his career.

CAREER STATISTICS

Year	G-S	Tackles				Fumbles				
		TT	UT	AT	TFL	Scks	FF	FR	PBU	INT
2008	4-3	8	3	5	2.0-4	0.0-0	0	0-0	0	1-2
2007	12-5	20	8	12	2.0-9	2.0-9	0	2-11	3	0-0
Total	16-8	28	11	17	4.0-13.2	0-9	0	2-11	3	1-2

CAREER GAME-BY-GAME

2008	TT	UT	AT	TFL	Scks	FF	FR	PBU	INT
*SDSU (9.6)	3	1	2	0.0-0	0.0-0	0	0-0	0	1-2
*UM (9.13)	3	1	2	0.5-1	0.0-0	0	0-0	0	0-0
at MSU (9.20)	1	0	1	0.0-0	0.0-0	0	0-0	0	0-0
*PUR (9.27)	1	1	0	1.0-2	0.0-0	0	0-0	0	0-0
STAN (10.4)									
at UNC (10.11)									

at UW (10.25)									
PITT (11.1)									
at BC (11.8)									
vs. Navy (11.15)									
SYR (11.22)									
at USC (11.29)									

2007	TT	UT	AT	TFL	Scks	FF	FR	PBU	INT
GT (9.1)	0	0	0	0.0-0	0.0-0	0	0-0	0	0
at PSU (9.8)	1	0	1	0.0-0	0.0-0	0	0-0	0	0
at UM (9.15)	0	0	0	0.0-0	0.0-0	0	0-0	1	0
MSU (9.22)	2	1	1	1.0-8	1.0-8	0	0-0	1	0
*at PUR (9.29)	0	0	0	0.0-0	0.0-0	0	0-0	0	0
*at UCLA (10.6)33	0	0	0	0.0-0	0.0-0	0	1-11	0	0
*BC (10.13)	2	1	1	0.0-0	0.0-0	0	0-0	0	0
USC (10.20)	3	1	2	0.0-0	0.0-0	0	0-0	0	0
Navy (11.3)	0	0	0	0.0-0	0.0-0	0	0-0	0	0
AF (11.10)	3	0	3	0.0-0	0.0-0	0	1-0	0	0
*Duke (11.17)	3	1	2	0.0-0	0.0-0	0	0-0	0	0
*at STAN (11.25)3	1	2	1.0-1	1.0-1	0	0-0	0	0	0



55
Eric Olsen
 OG
 6-5, 303
 Jr.
 Staten Island, N.Y.

2008

Purdue: Played a key role in helping the Irish amass 476 yards of total offense (201 rush, 275 receiving) on the day against the Boilermakers. **Michigan State:** Helped protect for a strong passing performance against the Spartans. **Michigan:** Helped the Irish rushing attack eclipse the 100-yard mark (113) for the second consecutive week ... made second start at LG on the season. **San Diego State:** Made his seventh career start, first season opening start at LG ... helped open holes and halt the defensive pass rush to the tune of 122 rushing yards and not allowing any sacks in season opening win.

CAREER STATISTICS

Year	G-GS	Time
2008	2-2	--
2007	11-6	171:45
2006	8-0	20:45
Total	21-8	254:12



82
Robby Parris
 WR
 6-4, 209
 Jr.
 Olmsted Falls, Ohio

2008

Purdue: Did not see game action. **Michigan State:** Saw most extensive game action to date on the short season, recording four catches for 22 yards, both season highs. **Michigan:** Recorded his first game action and first catch of the season (30th of career). **San Diego State:** Did not see game action in the season opener.

CAREER STATISTICS

Year	G-S	Receiving				
		Rec	Yds	Avg	TD	LG
2008	2-0	5	22	4.4	0	12
2007	12-4	29	361	12.4	1	35
2006	6-0	1	7	7.0	0	7
Total	20-4	35	390	11.1	1	35

CAREER GAME-BY-GAME

2008	Receiving				
	Rec	Yds	Avg	TD	LG
SDSU (9.6)					DNP
UM (9.13) 1	0	0.0	0	0	

at MSU (9.20)	4	22	5.5	0	12
PUR (9.27)			DNP		
STAN (10.4)					
at UNC (10.11)					
at UW (10.25)					
PITT (11.1)					
at BC (11.8)					
vs. Navy (11.15)					
SYR (11.22)					
at USC (11.29)					

2007	Receiving				
	Rec	Yds	Avg	TD	LG
GT (9.1)	3	30	10.0	0	12
at PSU (9.8)	1	35	35.0	0	35
*at UM (9.15)	1	7	7.0	0	7
MSU (9.22)	0	0	0.0	0	0
at PUR (9.29)	7	93	13.3	0	24
at UCLA (10.6)	3	13	4.3	0	8
*BC (10.13)	4	94	23.5	1	28
USC (10.20)	3	15	5.0	0	6
*Navy (11.3)	2	25	12.5	0	21
*AF (11.10)	5	49	9.8	0	26
Duke (11.17)	0	0	0.0	0	0
at STAN (11.25)	0	0	0.0	0	0



9
Kyle Rudolph
TE
6-6, 252
Fr.
Cincinnati, Ohio

2008
Purdue: Set career-highs in receptions (3), receiving yards (32), longest catch (19), while also recording the first touchdown catch of career in win over the Boilermakers.
Michigan State: Had best game of his short Irish career to date hauling in two catches for 29 yards, with a long of 18 against the Spartan secondary. **Michigan:** Notched the second start of career. **San Diego State:** Hauled in one catch for five yards in first start of career ... first freshman at Notre Dame to ever start at TE in a season opener.

CAREER STATISTICS

Year	G-S	Receiving			
		Rec	Yds	Avg	TD
2008	4-4	6	66	11.0	1
Total	4-4	6	66	11.0	1

CAREER GAME-BY-GAME

2008	Receiving				
	Rec	Yds	Avg	TD	LG
*SDSU (9.6)	1	5	5.0	0	5
*UM (9.13)	0	0	0.0	0	0
*at MSU (9.20)	2	29	14.5	0	18
*PUR (9.27)	3	32	10.7	1	19
STAN (10.4)					
at UNC (10.11)					
at UW (10.25)					
PITT (11.1)					
at BC (11.8)					
vs. Navy (11.15)					
SYR (11.22)					
at USC (11.29)					



90
John Ryan
OLB
6-5, 253
Jr.
Westlake, Ohio

2008
Purdue: Saw considerable amount of action in the linebacker rotation, registering a tackle (assist) and a quarterback hurry in the win over the Boilers. **Michigan State:** Tallied a tackle (assist) and a fumble recovery in the first loss of the season ... start was his third of the season and the 13th of his career. **Michigan:** Made his 12th career start and assisted on a tackle in the win. **San Diego State:** Tallied a tackle (solo), two pass break-ups and a quarterback hurry in the win.

CAREER STATISTICS


Year	G-S	Tackles				Fumbles				
		TT	UT	AT	TFL	Scks	FF	FR	PBU	INT
2008	4-3	4	1	3	0.0-0	0.0-0	0	1-0	2	0-0
2007	12-10	39	20	19	5.0-302.5-231	0-0	0	0-0	0	0-0
2006	10-0	4	2	2	1.0-2	0.0-0	0	0-0	0	0-0
Total	26-13	47	23	24	6.0-322.5-231	1-0	2	0-0		

CAREER GAME-BY-GAME

2008	TT	UT	AT	TFL	Scks	FF	FR	PBU	INT
*UM (9.13)	1	0	1	0.0-0	0.0-0	0	0-0	0	0-0
*at MSU (9.20)	1	0	1	0.0-0	0.0-0	0	1-0	0	0-0
*PUR (9.27)	1	0	1	0.0-0	0.0-0	0	0-0	0	0-0
STAN (10.4)									
at UNC (10.11)									
at UW (10.25)									
PITT (11.1)									
at BC (11.8)									
vs. Navy (11.15)									
SYR (11.22)									
at USC (11.29)									

2007

Year	G-S	TT	UT	AT	TFL	Scks	FF	FR	PBU	INT
*at PSU (9.8)	4	0	4	1.0-3	0.5-3	0	0-0	0	0-0	
*at UM (9.15)	7	6	1	1.0-6	0.0-0	0	0-0	0	0-0	
*MSU (9.22)	0	0	0	0.0-0	0.0-0	0	0-0	0	0-0	
*at PUR (9.29)	6	6	0	2.0-121.0-110	0-0	0	0-0	0	0-0	
*at UCLA (10.6)	2	1	1	1.0-9	1.0-9	1	0-0	0	0-0	
*BC (10.13)	4	1	3	0.0-0	0.0-0	0	0-0	0	0-0	
*USC (10.20)	4	2	2	0.0-0	0.0-0	0	0-0	0	0-0	
*Navy (11.3)	0	0	0	0.0-0	0.0-0	0	0-0	0	0-0	
*AF (11.10)	5	2	3	0.0-0	0.0-0	0	0-0	0	0-0	
Duke (11.17)	1	0	1	0.0-0	0.0-0	0	0-0	0	0-0	
at STAN (11.25)	3	0	3	0.0-0	0.0-0	0	0-0	0	0-0	




32
Luke Schmidt
FB
6-3, 246
Jr.
Jasper, Ind.

2008
Purdue: Did not play due to injury against Boilermakers. **Michigan State:** Recorded playing time in 14th game as a member of the Irish. **Michigan:** Played in his 13th career game for Notre Dame. **San Diego State:** Saw action as move tight end.

CAREER STATISTICS

Year	G-S	Rushing					Receiving				
		Att	Yds	Avg	TD	LG	Rec	Yds	Avg	TD	LG
2008	3-0	0	0	0.0	0	0	0	0	0.0	0	0
2007	11-0	2	6	3.0	0	5	3	16	5.3	0	10
2006						DNP					
Total	14-0	2	6	3.0	0	5	3	16	5.3	0	10



49

Toryan Smith
ILB
6-1, 245
Jr.
Rome, Ga.

2008

Purdue: Saw action in the defensive rotation and on special teams helping shut down the Boilers return game, holding them to just 14 yards a return on kickoffs. **Michigan State:** Did not see game action. **Michigan:** Saw game action but did not register a tackle. **San Diego State:** Did not see any playing time.

CAREER STATISTICS

Year	Tackles					Fumbles				
	G-S	TT	UT	AT	TFL	Scks	FF	FR	PBU	INT
2008	2-0	0	0	0	0.0-0	0.0-0	0	0-0	0	0-0
2007	11-2	14	5	9	0.5-1	0.0-0	0	0-0	0	0-0
2006	9-0	9	6	3	0.0-0	0.0-0	0	0-0	0	0-0
Total	22-2	23	11	12	0.5-1	0.0-0	0	0-0	0	0-0

CAREER GAME-BY-GAME

Year	G-S	TT	UT	AT	TFL	Scks	FF	FR	PBU	INT
2008										
SDSU (9.6)					DNP					
UM (9.13)	0	0	0	0.0-0	0.0-0	0	0-0	0	0-0	
at MSU (9.20)					DNP					
PUR (9.27)	0	0	0	0.0-0	0.0-0	0	0-0	0	0-0	
STAN (10.4)										
at UNC (10.11)										
at UW (10.25)										
PITT (11.1)										
at BC (11.8)										
vs. Navy (11.15)										
SYR (11.22)										
at USC (11.29)										

Year	G-S	TT	UT	AT	TFL	Scks	FF	FR	PBU	INT
2007										
GT (9.1)	1	0	1	0.0-0	0.0-0	0	0-0	0	0-0	0-0
*at PSU (9.8)	2	1	1	0.0-0	0.0-0	0	0-0	0	0-0	0-0
at UM (9.15)	0	0	0	0.0-0	0.0-0	0	0-0	0	0-0	0-0
MSU (9.22)	4	2	2	0.0-0	0.0-0	0	0-0	0	0-0	0-0
at PUR (9.29)	0	0	0	0.0-0	0.0-0	0	0-0	0	0-0	0-0
*at UCLA (10.6)	3	2	1	0.5-1	0.0-0	0	0-0	0	0-0	0-0
BC (10.13)	3	0	3	0.0-0	0.0-0	0	0-0	0	0-0	0-0
USC (10.20)	0	0	0	0.0-0	0.0-0	0	0-0	0	0-0	0-0
Navy (11.3)					DNP					
AF (11.10)	0	0	0	0.0-0	0.0-0	0	0-0	0	0-0	0-0
Duke (11.17)	0	0	0	0.0-0	0.0-0	0	0-0	0	0-0	0-0
at STAN (11.25)	1	0	1	0.0-0	0.0-0	0	0-0	0	0-0	0-0



59


Chris Stewart
OG
6-5, 337
Jr.
Spring, Texas

2008

Purdue: Was a spark plug for the Irish offensive line, allowing the Irish to rush for over 200 yards on the day against the Boilermakers. **Michigan State:** Made third consecutive start at right guard despite minor leg injury. **Michigan:** Started second consecutive game of season before leaving with a minor ankle injury in the second half. **San Diego State:** Earned his first career start against the Aztecs at RG ... helped the offense rush for 122 yards while allowing zero sacks in season opening win.

CAREER STATISTICS

Year	G-GS	Time
2008	2-2	--
2007	6-0	46:44
2006	DNP	
Total	8-2	91:14



23

Golden Tate
WR
6-0, 190
So.
Hendersonville, Tenn.

2008

Purdue: Recorded first start of the season and third of his career. Caught his third touchdown pass on the season to go along with 5 catches for 64 yards on the day. **Michigan State:** Had another big day for the Irish receiving 107 all-purpose yards (24 rush, 83 receiving) on the day against the Spartans. **Michigan:** Set new career-high for receiving yards in a game by hauling in four catches for 127 yards and a touchdown, including catches of 48 and 60 yards ... the 48-yard touchdown reception is the longest of career to date. **San Diego State:** Hauled in a career-high six catches for 93 yards and a touchdown (second of career) in season opener ... his six catches doubles his receptions for his career and his touchdown (38 yards) is the second longest TD catch of his career.

CAREER STATISTICS

Year	G-S	Receiving				Rushing					
		Rec	Yds	Avg	TD	LG	Att	Yds	Avg	TD	LG
2008	4-1	20	367	18.4	3	60	1	24	24.0	0	24
2007	12-2	6	134	21.8	1	43	1	4	4.0	0	4
Total	16-3	26	501	19.3	4	60	2	28	14.0	0	24

Year	Ret	Kick Return			All-Purpose					
		Yds	Avg	TD	Rush	Rec	PR	KR	Avg/G	
2008	4	86	21.5	0	28	0	220	0	86	153.0
2007	15	326	21.7	0	40	4	134	0	326	38.7
Total	19	412	21.7	0	40	4	354	0	412	55.0

CAREER GAME-BY-GAME

Year	G-S	Receiving					Returns				
		Rec	Yds	Avg	TD	LG	Att	Yds	Avg	LG	TD
2008											
SDSU (9.6)		6	93	15.5	1	38	1	28	28.0	28	0
UM (9.13)	4	127	31.8	1	60	3	58	19.3	27	0	
at MSU (9.20)	5	83	16.6	0	30	0	0	0.0	0	0	
*PUR (9.27)	5	64	12.8	1	38	0	0	0.0	0	0	
STAN (10.4)											
at UNC (10.11)											
at UW (10.25)											
PITT (11.1)											
at BC (11.8)											
vs. Navy (11.15)											
SYR (11.22)											
at USC (11.29)											

Year	G-S	Receiving					Returns				
		Rec	Yds	Avg	TD	LG	Att	Yds	Avg	LG	TD
2007											
GT (9.1)	0	0	0.0	0	0	1	20	20.0	20	0	
at PSU (9.8)	0	0	0.0	0	0	1	34	34.0	34	0	
at UM (9.15)	0	0	0.0	0	0	5	133	26.6	40	0	
MSU (9.22)	0	0	0.0	0	0	3	62	20.7	27	0	
at PUR (9.29)	3	104	34.7	1	43	1	14	14.0	14	0	
*at UCLA (10.6)	0	0.0	0.0	0	0	0	0.0	0.0	0	0	
BC (10.13)	0	0	0.0	0	0	1	18	18.0	18	0	
*USC (10.20)	1	22	22.0	0	22	0	0	0.0	0	0	
Navy (11.3)	0	0	0.0	0	0	1	16	16.0	16	0	
AF (11.10)	0	0	0.0	0	0	0	0	0.0	0	0	
Duke (11.17)	0	0	0.0	0	0	0	0	0.0	0	0	
at STAN (11.25)	5	5.0	0	5	2	29	14.5	16	0		



77

Michael Turkovich

OG

6-6, 301

Sr.

Bedford, Pa.

2008

Purdue: Tallied 16th consecutive start of his career, good for fourth longest active streak on the Irish. Helped the Irish passing game throw for 275 yards on the day. **Michigan State:** Registered 15th consecutive start on the offensive line for the Irish. **Michigan:** Continued steady play at the LT position, helping the Irish rushing attack gain 113 yards on the ground while also keeping the quarterback on his feet in another zero sack performance. **San Diego State:** Made his first career start at LT (13th career start; 12 previous at LG) in season opening win ... helped the offense rush for 122 yards while allowing zero sacks.

CAREER STATISTICS

Year	G-GS	Time
2008	4-4	--
2007	12-12	303:57
2006	9-0	23:03
2005	7-0	23:45
Total	32-16	412:27



14

Brandon Walker

PK

6-3, 197

So.

Findlay, Ohio

2008

Purdue: Stayed strong on the season with extra points going a perfect five-for-five and was one-for-two on FG attempts, converting a 41-yarder in the fourth quarter. **Michigan State:** Converted lone extra point chance, while missing from FGs 51 and 41 yards. **Michigan:** Went a perfect five-of-five in point after attempts, moving his career mark to 30-of-31. **San Diego State:** Went three-of-three on PATs ... missed wide right from 47 yards out (would have been the second longest FG of his career) in the first quarter, bringing his career field goal total to 6-of-13.

CAREER STATISTICS

Year	Field Goals				XP		Kickoffs			
	G-S	M-A	Pct	LG	M-A	Pct	Att	Yds	Avg	TB
2008	4-0	1-5	.200	41	14-14	1.000	0	0	0.0	0
2007	11-0	6-12	.500	48	22-23	.957	13	733	56.4	0
Total	15-0	7-17	.411	48	35-36	.972	13	733	56.4	0

CAREER GAME-BY-GAME

2008	FGA	FGM	LG	XPA	XPM	Points
SDSU (9.1)	1	0	0	3	3	3
UM (9.8)	0	0	5	5	5	
at MSU (9.15)	0	0	0	1	1	1
PUR (9.22)	2	1	41	5	5	8
STAN (9.29)						
at UNC (10.6)						
at UW (10.13)						
PITT (10.20)						
at BC (11.3)						
vs. Navy (11.10)						
SYR (11.17)						
at USC (11.25)						

2007	FGA	FGM	LG	XPA	XPM	Points
GT (9.1)	1	1	24	0	0	3
at PSU (9.8)	1	1	22	1	1	4
at UM (9.15)	0	0	0	0	0	0
MSU (9.22)	0	0	0	2	2	2
at PUR (9.29)	0	1	0	0	1	0
at UCLA (10.6)	2	2	48	2	2	8
BC (10.13)	0	1	0	2	2	2

USC (10.20)	0	1	0	0	0	0
Navy (11.3)	1	2	26	5	5	8
AF (11.10)	1	1	28	3	3	6
Duke (11.17)	0	1	0	4	4	4
at STAN (11.25)	1	0	3	3	3	



51

Dan Wenger

OG

6-4, 287

Jr.

Coral Springs, Fla.

2008

Purdue: Helped open up massive holes for the Irish rushing attack, which piled up 201 yards on the day. **Michigan State:** Continued steady play at the center position against the Spartans in a tough loss. **Michigan:** Started second consecutive game for Irish at center, captaining the line to another zero sack performance, the second consecutive game with no sacks allowed. **San Diego State:** Made his sixth career start for the Irish and fist career season opening game start at center ... helped the offense rush for 122 yards while holding the Aztecs to zero sacks on the day.

CAREER STATISTICS

Year	G-GS	Time
2008	4-4	--
2007	8-5	154:35
2006	DNP	
Total	12-9	211:17



19

George West, Jr.
WR
5-10, 197
Jr.
Spencer, Okla.

2008

Purdue: Saw action on special teams. **Michigan State:** Did not record any time against the Spartans. **Michigan:** Saw the field for the first time in the 2008 campaign on special teams, recording a 3-yard punt return for the Irish. **San Diego State:** Did not play.

CAREER STATISTICS

Year	G-S	Receiving				Rushing					
		Rec	Yds	Avg	TD	LG	Att	Yds	Avg	TD	LG
2008	2-0	0	0	0.0	0	0	0	0	0.0	0	0
2007	12-7	21	172	8.2	0	20	0	0	0.0	0	0
2006	13-0	2	14	7.0	0	9	1	11	11.0	1	11
Total	27-7	23	186	8.1	0	20	1	11	11.0	1	11

Year	Ret	Kick Return			Punt Return					
		Yds	Avg	TD	LG	Ret	Yds	Avg	TD	LG
2008	0	0	0.0	0	0	1	3	3.0	0	3
2007	1	22	22.0	0	22	0	0	0.0	0	0
2006	12	251	26.0	0	33	4	20	5.0	0	10
Total	13	273	21.0	0	33	5	23	4.6	0	10

CAREER GAME-BY-GAME

2008	Receiving				
	Rec	Yds	Avg	TD	LG
SDSU (9.6)			DNP		
UM (9.13)	0	0.0	0	0	
at MSU (9.20)			DNP		
PUR (9.27)	0	0	0.0	0	0
STAN (10.4)					
at UNC (10.11)					
at UW (10.25)					
PITT (11.1)					
at BC (11.8)					
vs. Navy (11.15)					
SYR (11.22)					
at USC (11.29)					

2007	Receiving				
	Rec	Yds	Avg	TD	LG
*GT (9.1)	2	29	14.5	0	20
*at PSU (9.8)	2	9	4.5	0	5
*at UM (9.15)	2	23	11.5	0	14
*MSU (9.22)	3	25	8.3	0	14
*at PUR (9.29)	4	37	9.3	0	15
at UCLA (10.6)	0	0	0.0	0	0
*BC (10.13)	1	3	3.0	0	3
USC (10.20)	1	6	6.0	0	6
*Navy (11.3)	0	0	0.0	0	0
AF (11.10)	1	5	5.0	0	5
Duke (11.17)	4	24	6.0	0	8
at STAN (11.25)	11	11.0	0	11	



95

Ian Williams
NT
6-2, 310
So.
Altamonte Springs, Fla.

2008

Purdue: Saw a large amount of action on the defensive line rotation, registering a tackle (solo) on the day in the win over the Boilers. **Michigan State:** Made third career start and recorded a season high six tackles (solo, five assists) in the loss to the Spartans. **Michigan:** Saw a large amount of action in the defensive line rotation and recorded his first tackle (solo) of the season. **San Diego State:** Did not see as much game action in the win only because of the Irish playing so much nickel defense ... helped limit the Aztecs rushing attack to 71 yards on the day.

CAREER STATISTICS

Year	G-S	Tackles					Fumbles				
		TT	UT	AT	TFL	Scks	FF	FR	PBU	INT	
2008	4-1	8	2	6	0.0-0	0.0-0	0	0-0	0	0-0	
2007	12-2	45	19	26	1.5-3	0.0-0	0	0-0	0	0-0	
Total	16-3	53	21	34	1.5-3	0.0-0	0	0-0	0	0-0	

CAREER GAME-BY-GAME

2008	Tackles					Fumbles				
	TT	UT	AT	TFL	Scks	FF	FR	PBU	INT	
SDSU (9.6)	0	0	0	0.0-0	0.0-0	0	0-0	0	0-0	
UM (9.13)	1	0	1	0.0-0	0.0-0	0	0-0	0	0-0	
*at MSU (9.20)	6	1	5	0.0-0	0.0-0	0	0-0	0	0-0	
PUR (9.27)	1	1	0	0.0-0	0.0-0	0	0-0	0	0-0	
STAN (10.4)										
at UNC (10.11)										
at UW (10.25)										
PITT (11.1)										
at BC (11.8)										
vs. Navy (11.15)										
SYR (11.22)										
at USC (11.29)										

2007	Tackles					Fumbles				
	TT	UT	AT	TFL	Scks	FF	FR	PBU	INT	
GT (9.1)	3	2	1	0.0-0	0.0-0	0	0-0	0	0-0	
at PSU (9.8)	3	1	2	0.5-1	0.0-0	0	0-0	0	0-0	
at UM (9.15)	4	4	0	0.0-0	0.0-0	0	0-0	0	0-0	
MSU (9.22)	4	1	3	0.0-0	0.0-0	0	0-0	0	0-0	
at PUR (9.29)	1	0	1	0.0-0	0.0-0	0	0-0	0	0-0	
at UCLA (10.6)	1	1	0	0.0-0	0.0-0	0	0-0	0	0-0	
BC (10.13)	3	3	0	0.0-0	0.0-0	0	0-0	0	0-0	
USC (10.20)	0	0	0	0.0-0	0.0-0	0	0-0	0	0-0	
Navy (11.3)	11	2	9	0.0-0	0.0-0	0	0-0	0	0-0	
AF (11.10)	6	2	4	1.0-2	0.0-0	0	0-0	0	0-0	
*Duke (11.17)	3	0	3	0.0-0	0.0-0	0	0-0	0	0-0	
*at STAN (11.25)	6	3	3	0.0-0	0.0-0	0	0-0	0	0-0	



84

Will Yeatman

TE

6-6, 264

Jr.

San Diego, Calif.

2008

Purdue: Did not play. **Michigan State:** Hauled in second reception of the season (two yards) against the Spartans, making his third consecutive start of the season. **Michigan:** Made the fifth start of his career (second consecutive). **San Diego State:** Hauled in one catch for four yards in season opener ... the catch was the seventh of his career.

CAREER STATISTICS

Year	Receiving					
	G-S	Rec	Yds	Avg	TD	LG
2008	3-3	2	6	3.0	0	4
2007	12-3	6	37	6.2	0	10
2006	13-0	0	0	0.0	0	0
Total	28-6	8	43	5.4	0	10



74

Sam Young

OT

6-8, 310

Jr.

Coral Springs, Fla.

2008

Purdue: Helped steady the offensive line, allowing the Irish offense to strike for 201 rushing yards and 275 yards through the air. **Michigan State:** Had solid day of pass protection helping the Irish pass for 242 yards on the day. **Michigan:** Continued consecutive games started streak, recording his 27th of career and helped pave the way for another 100-yard rushing performance (113 yards). **San Diego State:** Made his 26th consecutive and career start for Notre Dame (second longest active streak) while pacing the offensive line to help the Irish rush for 122 yards and allowing zero sacks in the season opening win.

CAREER STATISTICS

Year	G-GS	Time
2008	4-4	--
2007	12-12	310:08
2006	13-13	289:17
Total	29-29	661:07

