



# 2010-11 NOTRE DAME MEN'S BASKETBALL



ATHLETIC MEDIA RELATIONS: Joyce Center Room 112 Notre Dame, IN 46556 Fax: (574) 631-7941  
 MEDIA RELATIONS CONTACTS: Bernadette Cafarelli o: (574) 631-8458 c: (574) 532-0249 cafarelli.1@nd.edu  
 Sean Carroll o: (574) 631-2664 c: (574) 340-2177 carroll.64@nd.edu

## 2010-11 Schedule

Date	Opponent	Time
11/1	MARIAN UNIVERSITY <sup>^</sup>	W, 85-52
11/6	CATHOLIC UNIVERSITY <sup>^</sup>	W, 72-47
11/12	GEORGIA SOUTHERN	W, 98-61
11/14	LIBERTY	W, 72-51
11/17	CHICAGO STATE	W, 102-62
11/22	MAINE	W, 93-72
<i>Old Spice Classic (Orlando, Fla.)</i>		
11/25	vs. Georgia (ESPN2)	W, 89-83 (2ot)
11/26	vs. California (ESPN2)	W, 57-44
11/28	vs. Wisconsin (ESPN2)	W, 58-51
11/30	(25/-) INDIANA STATE	W, 81-72
12/8	(23/23) vs. Kentucky! (ESPN) (17/16)	L, 58-72
12/11	(23/23) GONZAGA (ESPN2)	W, 83-79
12/19	(24/23) STONY BROOK (ESPNU)	W, 88-62
12/22	(22/20) UMBC	W, 93-53
12/29	(15/15) GEORGETOWN* (9/9) (ESPN2)	W, 69-55
1/1	(15/15) at Syracuse* (5/5) (ESPNU)	L, 58-70
1/4	(14/15) CONNECTICUT* (8/9) (BEN)	W, 73-70
1/8	(14/15) ST. JOHN'S* (ESPNU)	W, 76-61
1/10	(9/11) at Marquette* (ESPN2)	L, 57-79
1/16	(9/11) at St. John's* (BEN)	Noon
1/19	CINCINNATI* (ESPN2)	7:00 p.m.
1/22	MARQUETTE*	7:00 p.m.
1/24	at Pittsburgh* (ESPN)	7:00 p.m.
2/3	at DePaul* (ESPN/ESPN2)	9:00 p.m.
2/6	RUTGERS*	Noon
2/9	LOUISVILLE* (ESPNU)	7:00 p.m.
2/12	at USF*	Noon
2/19	at West Virginia* (CBS)	1:00 p.m.
2/23	at Providence*	7:00 p.m.
2/26	SETON HALL* (ESPNU)	7:00 p.m.
2/28	VILLANOVA* (ESPN)	7:00 p.m.
3/5	at Connecticut* (ESPN/ESPN2)	2:00 p.m.
3/8-12	BIG EAST Championship (ESPN) (Madison Square Garden; New York City)	
3/15-20	NCAA First-Third Rounds	
3/24-27	NCAA Championship Regionals	
4/2	NCAA Final Four-Semifinals (Houston, Texas)	
4/4	NCAA Final Four-Final (Houston, Texas)	

<sup>^</sup> - Exhibition Game

! - BIG EAST/SEC Invitational (Louisville, Ky.)

\* - BIG EAST Conference Game

Home events in **BOLD CAPS**

All times Eastern

## Game 18 • Sunday, January 16 • Noon (EST)

**Madison Square Garden (19,786)  
New York, N.Y.**



Vs.



#9/11 Notre Dame Fighting Irish

Record: 14-3, 3-2

H: 11-0; A: 0-2; N: 3-1

*Notre Dame Leads Series 20-16*

St. John's Red Storm

Record: 10-5, 3-2

H: 5-2; A: 2-3; N: 3-0

TV: **BIG EAST Network/WMYS Ch. 69 (South Bend)/ESPN3.com**  
 Eamon McAnaney (play-by-play)  
 Tim O'Toole (analyst)

Radio: **Affiliate listings on page 7; Broadcast also on UND.com**  
 Jack Nolan (play-by-play)  
 Jordan Cornette (analyst)

## NOTRE DAME PROBABLE STARTING LINEUP

2010-11 Statistics

No.	Player	Pos	Ht.	Wt.	Yr.	PPG	RPG	APG
1	Tyrone Nash	F	6-8	232	Sr.	9.8	6.0	2.8
21	Tim Abromaitis	F	6-8	235	Sr.	15.8	7.1	2.2
0	Eric Atkins	G	6-2	173	Fr.	7.0	2.5	3.4
14	Scott Martin	G	6-8	219	Sr.	10.1	5.1	1.8
23	Ben Hansbrough	G	6-3	206	Sr.	15.8	3.6	3.8

## #9/11 IRISH TO FACE ST. JOHN'S IN MADISON SQUARE GARDEN

• Notre Dame (14-3, 3-2) will face St. John's (10-5, 3-2) for the second time in eight days when the Irish square off against the Red Storm at noon (ET) on Sunday inside Madison Square Garden. Notre Dame topped St. John's 76-61 on Jan. 8 inside Purcell Pavilion at the Joyce Center.

• This will be the 37th meeting all-time between Notre Dame and St. John's. The Irish lead the series 20-16. Both teams have alternated wins in the series over the course of the past seven games. Nineteen of the games have occurred since Notre Dame joined the BIG EAST in 1995. The Irish are 11-8 in those contests, which include a 1-1 mark in the BIG EAST Tournament.

• **Ben Hansbrough** scored a career-high 26 points in the win over St. John's on Jan. 8. The Irish held the Red Storm to 21-55 (.382) shooting from the floor in that contest. That marked the eighth time this season Notre Dame has held an opponent to under 40% shooting from the floor.

• Notre Dame is 54-42 all-time when playing at Madison Square Garden. This will be Notre Dame's first meeting with St. John's inside Madison Square Garden since the 2008-09 campaign. The Red Storm won that encounter 71-65 on Jan. 3, 2009. The Irish went 2-1 at Madison Square Garden during last season's BIG EAST Tournament.

• Notre Dame has a 14-3 record for the second straight season. The Irish are 3-2 in BIG EAST play for the fifth straight season.

• Notre Dame is 20-5 in its last 25 games. That's the best 25-game stretch for the Fighting Irish under head coach **Mike Brey**.



## NOTRE DAME 2010-11 ROSTER

*2010-11 Statistics*

No.	Player	Pos	Ht.	Wt.	Yr.	PPG.	RPG	Hometown/High School
0	Eric Atkins	G	6-2	173	Fr.	7.0	2.5	Columbia, Md./Mount Saint Joseph
1	Tyrone Nash	F	6-8	232	Sr.	9.8	6.0	Queens, N.Y./Lawrence Woodmere Academy & Northfield Mt. Hermon
5	Tom Kopko	G	6-2	187	Sr.	0.5	0.3	Chicago, Ill./St. Laurence
12	Alex Dragicevich	G	6-8	215	Fr.	2.3	1.0	Northbrook, Ill./Glenbrook North
14	Scott Martin	G	6-8	219	Sr.	10.1	5.1	Valparaiso, Ind./Valparaiso
21	Tim Abromaitis	F	6-8	235	GS	15.8	7.1	Unionville, Conn./Farmington
22	Jerian Grant	G	6-5	185	Fr.	--	--	Bowie, Md./DeMatha
23	Ben Hansbrough	G	6-3	203	Sr.	15.8	3.6	Poplar Bluff, Mo./Poplar Bluff
25	Tom Knight	F	6-10	253	So.	2.0	1.8	Dixfield, Maine/Dirigo
32	Joey Brooks	G	6-6	215	So.	2.1	1.4	Houston, Texas/Strake Jesuit College Prep
33	Mike Broghammer	F	6-9	248	So.	2.0	1.1	Orono, Minn./Hopkins
34	Carleton Scott	F	6-8	218	Sr.	11.9	6.4	San Antonio, Texas/James Madison
45	Jack Cooley	F	6-9	244	So.	4.2	3.5	Glenview, Ill./Glenbrook South

**Head Coach:** Mike Brey (George Washington '82)

**Assistant Coach:** Anthony Solomon (Virginia '87)

**Assistant Coach:** Rod Balanis (Georgia Tech '93)

**Assistant Coach:** Martin Ingelsby (Notre Dame '01)

**Coordinator of Basketball Operations:** Harold Swanagan (Notre Dame '02)

**Athletic Trainer:** Skip Meyer (Central Connecticut State '74)

### Pronunciation Guide

Tim Abromaitis .....	ab-row-MY-tis
Jack Cooley .....	COOL-ee
Mike Broghammer.....	BROGE-ham-mer
Alex Dragicevich .....	Drag-ee-vich
Jerian Grant.....	JARE-in
Ben Hansbrough.....	HANDS-bro
Tom Kopko .....	cop-COE

### National Polls (Jan. 10)

#### AP Top 25

1. Duke
2. Ohio State
3. Kansas
4. Syracuse
5. Pittsburgh
6. San Diego State
7. Villanova
8. Purdue
9. **NOTRE DAME**
10. Connecticut
11. BYU
12. Texas
13. Kentucky
14. Texas A&M
15. Missouri
16. Illinois
17. Washington
18. Louisville
19. Temple
20. Wisconsin
21. Kansas State
22. Georgetown
23. UCF
24. Georgia
25. Cincinnati

#### ESPN/USA Today Coaches Poll

1. Duke
2. Ohio State
3. Kansas
4. Syracuse
5. Pittsburgh
6. San Diego State
7. Villanova
8. Purdue
9. Connecticut
10. BYU
11. **NOTRE DAME**
12. Missouri
13. Texas A&M
14. Texas
15. Kentucky
16. Illinois
17. Louisville
18. Washington
19. Georgetown
20. Kansas State
21. Wisconsin
22. UCF
23. Temple
24. Michigan State
25. Minnesota

**Bold** indicates 2010-11 Irish opponent

### IN THE POLLS

• Notre Dame has moved up to No. 9 in this week's Associated Press poll. That's the highest AP ranking for the Irish since late December 2008 when Notre Dame got off to a 10-2 start. This is the fourth season during the Mike Brey era that the Fighting Irish have been ranked in the top-10 of the AP poll. The other seasons the Irish cracked the top-10 were 2000-01, 2002-03 and 2008-09.

• There currently are 10 Irish opponents ranked in the AP top-25 poll. The Irish are 4-2 against those squads so far this season.

### GET TO 60

• Notre Dame has scored less than 60 points in its three losses this season. The Irish are 2-3 when scoring fewer than 60 points. The Irish are averaging 57.7 points per game in the three setbacks and 81.1 points in their 14 victories.

### STARTING STRONG

• Notre Dame reached 14 wins the quickest (date wise) in program history when the Irish topped St. John's 76-61 on Jan. 8. The previous fastest was last season when the Fighting Irish secured their 14th win on Jan. 9, 2010.

• This season and the 2006-07 campaign are the only two seasons during Notre Dame's BIG EAST era that the Irish suffered just one regular-season non-conference loss.

• Notre Dame's loss to Kentucky on Dec. 8 was the latest calendar date the Irish had suffered their first setback of the season since the 1979-80 campaign. Notre Dame started that season 7-0 before suffering its first loss to Kentucky (86-80) on Dec. 29, 1979.

• Notre Dame's 8-0 start was the fifth in program history and the best ever for the Irish under head coach Mike Brey. It also matched the longest win streak for an Irish team coached by Brey. Notre Dame's last eight-game win streak came during Brey's first season when his 2000-01 squad rattled off eight straight BIG EAST conference regular-season victories.

### IRISH ON A ROLL

• Notre Dame is 20-5 (.800) in its last 25 games dating back to last season. That is the best 25-game stretch for Notre Dame under head coach **Mike Brey**. Following a double-overtime loss to Louisville (91-89) in Freedom Hall on Feb. 17, 2010, the Irish won their final four regular-season games in 2009-10 (Pittsburgh, Georgetown, Connecticut and Marquette) and won two games in the BIG EAST Tournament (Seton Hall and Pittsburgh) before losing to West Virginia in the conference championship semifinals and to Old Dominion in the first round of the 2010 NCAA Tournament.



## Series vs. St. John's

### Notre Dame Leads 20-16

Home: 12-8, Away: 6-7, Neutral: 2-1

Date	Site	Result
2-2-59	Notre Dame, IN	W, 72-70
2-2-61	Notre Dame, IN	W, 64-63
1-29-62	Notre Dame, IN(2ot)	L, 72-76
2-9-63	Jamaica, NY	L, 52-57
2-17-64	Notre Dame, IN	W, 89-83
12-19-64	Jamaica, NY	L, 72-76
2-15-66	Notre Dame, IN	L, 59-77
12-17-66	Jamaica, NY	L, 62-65
2-13-68	Notre Dame, IN	L, 81-83
3-1-69	Jamaica, NY(ot)	W, 71-67
2-10-70	Notre Dame, IN	W, 90-76
2-27-71	Jamaica, NY	W, 92-79
2-8-72	Notre Dame, IN	L, 75-86
2-24-73	Nassau, NY %	W, 75-71
2-13-75	New York, NY	W, 68-67
2-23-91	New York, NY	L, 55-57
2-29-92	Notre Dame, IN	W, 79-70
1-3-96	New York, NY#	W, 86-83
2-11-96	Notre Dame, IN	L, 66-74
2-4-97	Notre Dame, IN	W, 75-70
12-30-97	Notre Dame, IN	L, 69-79
1-31-98	New York, NY#	W, 73-65
2-24-99	Notre Dame, IN	L, 53-57
1-29-00	Notre Dame, IN	W, 73-60
2-5-01	Notre Dame, IN	W, 83-73
2-27-02	New York, NY#	L, 81-84
3-7-02	New York, NY#*	W, 83-63
3-12-03	New York, NY#*	L, 80-83
3-5-04	New York, NY#	W, 89-62
1-15-05	Notre Dame, IN	W, 67-66
1-23-07	New York, NY#	L, 68-71
3-5-08	Notre Dame, IN	W, 68-55
1-3-09	New York, NY#	L, 65-71
3-6-09	Notre Dame, IN	W, 74-55
2-14-10	Notre Dame, IN	L, 68-69
1-8-11	Notre Dame, IN	W, 76-61

%-Nassau Coliseum

\*-BIG EAST Tournament

#-Madison Square Garden

### TALE OF THE TAPE

ND	2010-11 Statistic	SJ
<b>77.0</b>	Scoring Average	71.3
<b>64.5</b>	Scoring Defense	66.4
<b>+12.5</b>	Scoring Margin	+4.9
.450	FG%	<b>.461</b>
<b>.406</b>	FG% Defense	.428
<b>.369</b>	3-FG%	.300
<b>.329</b>	3-FG% Defense	.373
<b>.735</b>	FT%	.696
<b>39.2</b>	Rebound Average	32.7
<b>32.4</b>	Rebound Against Average	32.9
<b>+6.8</b>	Rebound Margin	-0.2
<b>11.0</b>	Turnovers Per Game	11.5
11.2	Turnovers Forced Per Game	<b>16.1</b>
+0.2	Turnover Margin	<b>+4.6</b>
<b>1.6</b>	Assist-to-Turnover Ratio	1.2

### WHAT AN OPENING STRETCH

• Notre Dame opened BIG EAST play with an unprecedented stretch as the Irish faced three top-10 foes in its first three contests. Notre Dame went 2-1 against those foes. The Irish defeated No. 9/9 Georgetown 69-55 at home before falling at No. 5/5 Syracuse 70-58. Notre Dame concluded the stretch with a 73-70 triumph of No. 8/9 Connecticut at home.

### TAKING DOWN A TOP-10 FOE

• The 73-70 victory over No. 8/9 Connecticut on Jan. 4 coupled with the 69-55 victory over No. 9/9 Georgetown on Dec. 29 marked the first time since the 2002-03 campaign that Notre Dame defeated two top-10 teams in a three-game span. That season the Fighting Irish took down No. 13/10 Marquette (92-71), No. 9/8 Maryland (79-67) and No. 2/2 Texas (98-92) in consecutive contests.

• Prior to the wins over Georgetown and Connecticut, the last time Notre Dame recorded back-to-back home wins over top-10 teams was during the 1960-61 season when the Irish knocked off No. 7 DePaul (61-58 on Jan. 17, 1961) and No. 7 St. John's (64-63 on Feb. 2, 1961).

• The last time Notre Dame defeated three top-10 teams in the same season was during the 2008-09 campaign. That season, the Irish took down No. 6/7 Texas (81-80), No. 9/10 Georgetown (73-67) and No. 5/7 Louisville (90-57).

### DOUBLE-DIGIT SCORERS

• Notre Dame has had at least four players reach double-figures in points in the same game 10 times this season. At least five players have reached double-digits in the same contest three times and six players have scored 10-plus points once.

### CLAMPING DOWN

• Notre Dame has held 15 of its 17 opponents to 50% or less from the field this season. The Irish have held their foes under 40% on eight occasions and under 30% once (California).

• Notre Dame opponents are shooting 40.6% from the field and 32.9% from three-point range.

### BREY REACHES BIG EAST MILESTONE

• Notre Dame head coach **Mike Brey** notched his 100th BIG EAST regular-season victory with the 73-70 win over Connecticut on Jan. 4. Brey is the sixth coach in BIG EAST Conference history with 100 regular-season league wins. Brey's Irish teams are 101-70 (.591) all-time in regular-season BIG EAST play.

### ELDER STATESMAN

• **Mike Brey** is in his 11th season along the Irish sidelines. He is the third-longest tenured coach in the BIG EAST, behind only Jim Boeheim of Syracuse and Jim Calhoun of Connecticut. Brey stands sixth all-time in career BIG EAST victories (both regular-season and tournament) with his 107-80 (.572) mark. He is one of seven coaches in BIG EAST history to record 100 conference wins.

### BIG EAST All-Time Winningest Coaches By Victories

(Includes conference regular-season and championship games)

1. Jim Boeheim, Syracuse	375-204 (.648)
2. Jim Calhoun, Connecticut	291-165 (.638)
3. John Thompson, Georgetown	231-123 (.653)
4. Lou Carnesecca, St. John's	139-80 (.635)
5. Rollie Massimino, Villanova	123-92 (.572)
<b>6. Mike Brey, Notre Dame</b>	<b>107-80 (.572)</b>
7. Jay Wright, Villanova	102-69 (.596)

### HANSBROUGH HONORED BY LEAGUE

• **Ben Hansbrough** was named the BIG EAST Player of the Week on Monday for his efforts in wins over Connecticut and St. John's last week. Hansbrough averaged 23.5 points, 4.5 rebounds, 3.5 assists and 2.5 steals in the two victories. It was his first career BIG EAST player-of-the-week award.

• Hansbrough netted 21 points, grabbed five rebounds and dished out four assists as the Irish topped the eighth-ranked Huskies 73-70. He also helped hold Connecticut guard Kemba Walker, the nation's leading scorer, to an 8-23 shooting night.

• In the 76-61 victory over St. John's (Jan. 8), Hansbrough deposited a career-high 26 points. He also had four rebounds, three assists and matched a career-high total in steals with four.

• Hansbrough has scored in double-figures 15 times this season, which ties him with **Tim Abromaitis** for the team's most double-digit games.





## 2010-11 BIG EAST STANDINGS

(as of games played on Jan. 13)

	Overall Record	BIG EAST Record
Syracuse	17-0	4-0
Pittsburgh	16-1	4-0
Villanova	15-1	4-0
Cincinnati	16-1	3-1
Marquette	12-5	3-1
Louisville	13-3	2-1
<b>NOTRE DAME</b>	<b>14-3</b>	<b>3-2</b>
West Virginia	11-4	3-2
St. John's	10-5	3-2
Connecticut	13-2	2-2
Seton Hall	8-9	2-3
Rutgers	10-6	1-3
Georgetown	12-5	1-4
DePaul	6-10	0-4
Providence	11-7	0-5
USF	6-12	0-5

### Players of the Week

Ashton Gibbs, Jr., G, Pittsburgh (Nov. 22)  
Kemba Walker, Jr., G, Connecticut (Nov. 29)  
Chris Wright, Sr., G, Georgetown (Dec. 6)  
Marshon Brooks, Sr., G, Providence (Dec. 13)  
Gilbert Brown, Sr., F, Pittsburgh (Dec. 20)  
Peyton Siva, So., G, Louisville (Dec. 27)  
Dwight Hardy, Sr., G, St. John's (Jan. 3)  
**Ben Hansbrough, Sr., G, Notre Dame (Jan. 10)**

### Rookies of the Week

Sean Kilpatrick, Fr., G, Cincinnati (Nov. 22)  
Gerard Coleman, Fr., G, Providence (Nov. 29)  
Brandon Young, Fr., G, DePaul (Dec. 6)  
Vander Blue, Fr., G, Marquette (Dec. 13)  
Fuquan Edwin, Fr., F, Seton Hall (Dec. 20)  
Cleveland Melvin, Fr., F, DePaul (Dec. 27)  
Cleveland Melvin, Fr., F, DePaul (Jan. 3)  
Shabazz Napier, Fr., G, Connecticut (Jan. 10)

### Notre Dame Weekly Honor Roll Honorees

Ben Hansbrough (Nov. 22)  
Tim Abromaitis (Nov. 29 & Dec. 27)  
Carleton Scott (Dec. 20)

- Hansbrough saw his personal-best 10-game double-digit point streak come to an end on Monday versus Marquette as he netted nine points. That streak tied him with **Carleton Scott** for the team's best double-figure scoring streak this season.
- Hansbrough has led the Irish in scoring a team-high seven times this season. His 15.8 ppg. average is tied with **Tim Abromaitis** for the team lead. Hansbrough has a team-best 65 assists (3.8 apg) and a team-high 23 steals.
- He has scored 20-plus points six times this season and 13 times in his career (nine times at Notre Dame). Hansbrough has reached double-digits in 38 of his 51 career games with the Irish.

### A IS FOR ABROMAITIS

- **Tim Abromaitis** has scored in double figures in all but two games (California and Kentucky) this season. Abromaitis is Notre Dame's leading rebounder (7.1 rpg) and his points-per-game average (15.8) is tied with **Ben Hansbrough** for the team lead.
- He has reached double-figures in points in eight straight games, which matches a personal-best streak and is the top active streak on the team.
- Abromaitis has scored in double-figures in 12 straight regular-season BIG EAST games. He has registered double-figures in 21 out of 23 BIG EAST regular-season games over the past two seasons.
- He has led the Irish in scoring six times this season and in rebounding a team-high nine times.
- Abromaitis's seven games with 20-plus points is a team-high total this season. He has 15 career games with at least 20 points.
- Abromaitis has two double-doubles this season. He has three career double-doubles. He has grabbed a career-high 11 rebounds twice this season (California and UMBC).
- Abromaitis has deposited at least three treys in a game eight times this season. Abromaitis matched a career-high total with five made three-pointers (on seven attempts) against Georgetown (Dec. 29).

### MARTIN MAKING AN IMPACT

- **Scott Martin** notched his first career double-double on Monday versus Marquette as he tallied 10 points and a career-high 11 rebounds.
- Martin has reached double-figures in the each of the past six games, which is a career-best streak. He has registered double-figures nine times this season and 23 times in his career.
- He has netted a season-high 15 points three times this season (Maine, Indiana State, UMBC). Those were his highest point outputs since he netted a career-high 17 points against Missouri State on Dec. 23, 2007, during his freshman season at Purdue.
- Martin did not play in 2008-09 due to NCAA transfer rules and he missed all of last season with an ACL injury.

### CONSISTENCY FROM CARLETON

- Before going down with a hamstring injury against Syracuse on Jan. 1, senior forward **Carleton Scott** was one of Notre Dame's top performers. Scott has scored in double-figures 10 times this season. He saw his 10-game double-digit scoring streak come to an end versus Georgetown (Dec. 29). That was the longest double-digit scoring streak for the Irish this season and it also was a career-best streak for Scott. He has reached double-digits 14 times in his career.
- His four made three-pointers against Stony Brook (Dec. 19) were a career-high total. He dished out a career-high six assists versus UMBC (Dec. 22).
- The 20-point effort against Stony Brook was Scott's second straight game (and second of his career) with 20 or more points. He netted a career-high 23 points versus Gonzaga on Dec. 11.
- Scott's three double-doubles this season tie him with **Tyrone Nash** for the team lead in that category.

### PERFECT PERFORMANCE

- **Carleton Scott's** perfect 8-8 performance from the field against Stony Brook (Dec. 19) ranks in a tie for third all-time in program history. John Shumate was 9-9 versus Louisville on March 20, 1973, in the second round of the NIT. Keith Robinson also went 9-9 against UCLA on Dec. 17, 1989. Torin Francis was 8-8 versus Maryland on Dec. 7, 2002.
- Scott was 4-4 from three-point range against Stony Brook. Matt Carroll owns the program's three-point perfection record as he went 6-6 against Tennessee-Chattanooga on Nov. 24, 2001.



**Number of Games Led Irish in This Season ...**  
(Career figure in parenthesis)

**Tim Abromaitis**

Points 6 (13)  
Rebounds 9 (12)  
Assists 2 (4)  
Blocks 1 (6)  
Steals 6 (10)

**Eric Atkins**

Points 2 (2)  
Assists 4 (4)  
Steals 3 (3)

**Mike Broghammer**

Blocks 1 (1)  
Steals 0 (1)

**Joey Brooks**

Steals 2 (4)

**Jack Cooley**

Blocks 5 (6)  
Steals 2 (2)

**Ben Hansbrough**

Points 7 (12)  
Rebounds 0 (3)  
Assists 5 (19)  
Blocks 0 (4)  
Steals 8 (21)

**Scott Martin**

Rebounds 2 (2)  
Assists 1 (1)  
Blocks 1 (1)  
Steals 1 (1)

**Tyrone Nash**

Rebounds 4 (9)  
Assists 5 (12)  
Blocks 5 (20)  
Steals 3 (14)

**Carleton Scott**

Points 3 (3)  
Rebounds 5 (11)  
Assists 4 (5)  
Blocks 10 (32)  
Steals 4 (8)

**Number of Games This Season With ...**  
(Career figure in parenthesis)

**Double-Figure Points**

Ben Hansbrough 15 (64, 38 at ND)  
Tim Abromaitis 15 (43)  
Carleton Scott 10 (14)  
Scott Martin 9 (22, 9 at ND)  
Tyrone Nash 8 (22)  
Eric Atkins 5 (5)  
Jack Cooley 2 (2)  
Joey Brooks 0 (1)

**30-Plus Points**

Tim Abromaitis 0 (2)

**20-Plus Points**

Tim Abromaitis 7 (16)  
Ben Hansbrough 6 (13, 9 at ND)  
Carleton Scott 2 (2)

**10-Plus Rebounds**

Carleton Scott 3 (7)  
Tyrone Nash 3 (6)  
Tim Abromaitis 3 (4)  
Scott Martin 1 (1, 1 at ND)  
Ben Hansbrough 0 (1, 1 at ND)

**10-Plus Assists**

Ben Hansbrough 0 (2, 2 at ND)

**Double-Doubles**

Carleton Scott 3 (6)  
Tyrone Nash 3 (4)  
Tim Abromaitis 2 (3)  
Scott Martin 1 (1, 1 at ND)  
Ben Hansbrough 0 (2, 2 at ND)

**IRISH FUN FACT UNDER BREY**

• Notre Dame teams under **Mike Brey** have always ranked among the best teams in the nation and BIG EAST in assists and three-point shooting. In 11 seasons with Brey on the sidelines, Notre Dame is 70-9 when Irish teams have 20 or more assists and are 71-28 when making 10 or more three-pointers.

**PROTECTING THE BASKETBALL**

• Notre Dame boasts a 1.6 assist-to-turnover ratio. The Fighting Irish rank fifth nationally in that category. The Irish have registered 297 assists on its 428 made field goals this season (.694). The Fighting Irish average just 11.0 turnovers per game, which is the seventh-best mark in the country.

• The Irish have had fewer than 10 turnovers in a game five times this season. Notre Dame's season-low turnover total is eight, which has occurred twice (Gonzaga and Connecticut).

• Notre Dame has notched at least 20 assists in a game six times this season. The Irish had a season-high 29 assists (on 34 made field goals) versus Chicago State (Nov. 17). Notre Dame is 12th nationally in assists per game (17.5).

• Senior guard **Ben Hansbrough** leads the Irish with 65 assists (3.8 apg). Freshman point guard **Eric Atkins** is second with 57 (3.4 apg). Atkins has a team-best 2.9 assist-to-turnover ratio, which ranks 17th nationally and first in the BIG EAST.

**ROOKIE ON THE RISE**

• Freshman point guard **Eric Atkins** scored a career-high - and team-best - 15 points on Monday versus Marquette. His previous high was 12, which he has achieved three times this season. Atkins has scored in double-figures five times this season.

• Atkins is averaging 7.0 points per game and he is second on the team with 57 assists (3.4 apg). He is averaging 28.1 minutes per game and boasts a team-best 2.9 assist-to-turnover ratio. Atkins ranks 17th nationally in assist-to-turnover ratio.

• He has started the past three contests. Atkins has four starts this season. He is the first Notre Dame freshman to start multiple games since Luke Harangody and Tory Jackson did so during the 2006-07 season.

• Atkins has dished out five-plus assists in a game four times this season.

• By scoring 10 points against Liberty (Nov. 14) and 12 more versus Chicago State (Nov. 17), Atkins became the first Irish freshman to reach double figures in consecutive games since Harangody did so during the 2006-07 campaign.

**TOPPING 20**

• Three Notre Dame players, **Tim Abromaitis**, **Ben Hansbrough** and **Carleton Scott**, all have scored 20-plus points in a game this season. Abromaitis has accomplished the feat a team-best seven times. Hansbrough has done it six times, while Scott scored 20-plus points twice.

**SPREADING THE WEALTH**

• Four different Notre Dame players have led the team in scoring during a game this season. **Ben Hansbrough** has led the Irish in scoring a team-best seven times, while **Tim Abromaitis** has done so on six occasions. **Carleton Scott** has led the Irish in points three times, including one tie with **Eric Atkins**, who has posted a team-high point total twice this season.

• Notre Dame has had at least four players reach double-figures in points in the same game 10 times this season. At least five players have reached double-digits in the same contest three times.

• Six Notre Dame players (Abromaitis, Nash, Scott, Hansbrough, Cooley, Martin) reached double-figures in points against Maine. It marked the first time the Irish had six double-digit scorers since Jan. 14, 2003 (vs. DePaul).

• All five Notre Dame starters reached double-figures against Chicago State, Maine and Indiana State.

**FIRST HALF FLURRY**

• Notre Dame opponents are averaging just 28.6 points in the first half this season, while the Irish are averaging 38.9 points during the first stanza.

• The Fighting Irish have scored 40-plus points in the first half of play nine times this season (once in BIG EAST play).

• The Irish have trailed at halftime just three times this season (Georgia, Syracuse and Marquette). Notre Dame is 1-2 in those contests. Notre Dame is 13-0 this season when leading at the intermission.

• In the first half of their three losses, the Irish have been outscored by just six points combined (107-101).



### Hitting The Century Mark

Notre Dame has scored at least 100 points 13 times during the Mike Brey era. Most recently, the Fighting Irish deposited 102 points on Nov. 17 versus Chicago State. Here are Notre Dame's 100-point outputs during Brey's tenure.

Date	Opponent	Result
11/18/00	Sacred Heart	W, 104-58
11/22/00	Loyola (Chicago)	W, 107-68
2/9/02	at Georgetown (4ot)	W, 116-111
12/14/02	DePaul	W, 102-71
1/25/03	at Boston College (ot)	W, 101-96
2/18/06	at Seton Hall	W, 102-91
12/28/06	Rider	W, 101-51
1/30/07	at Syracuse	W, 103-91
12/8/07	Northern Illinois	W, 108-62
12/2/08	South Dakota	W, 102-76
2/21/09	at Providence	W, 103-84
12/22/09	Bucknell	W, 101-69
11/17/10	Chicago State	W, 102-62

### Taking Care Of The Basketball

Under Irish head coach Mike Brey, Notre Dame always has been a team that has had a high number of assists and very few turnovers. Here's a look at the Irish under Brey:

	FGs	Assts	TOs	Asst/Bskt	Asst/TO
2000-01	814	527	434	.647	1.21
2001-02	934	629	435	.673	1.45
2002-03	917	558	446	.609	1.25
2003-04	766	434	329	.567	1.32
2004-05	671	415	341	.618	1.22
2005-06	772	468	364	.606	1.29
2006-07	869	552	414	.635	1.33
2007-08	914	608	429	.665	1.42
2008-09	988	601	343	.608	1.75
2009-10	918	585	362	.637	1.62
2010-11	428	297	187	.694	1.59

### Irish On The Road Under Brey

	Away	Neutral	Overall
2010-11	0-2	3-1	3-3
2009-10	3-6	3-3	6-9
2008-09	3-8	3-4	6-12
2007-08	5-4	3-4	8-8
2006-07	3-5	3-3	6-8
2005-06	4-7	0-2	4-9
2004-05	4-6	0-1	4-7
2003-04	6-5	2-1	8-6
2002-03	4-5	6-3	10-8
2001-02	8-4	5-3	13-7
2000-01	6-4	2-2	8-6
<b>Totals</b>	<b>46-56</b>	<b>30-27</b>	<b>76-83</b>
	<b>(.451)</b>	<b>(.526)</b>	<b>(.478)</b>

### POINT PRODUCTION

- Notre Dame has scored 80 or more points in a game eight times this season, including four games with 90-plus points and one game with over 100 points.

### LIVING LARGE AT THE LINE

- The Fighting Irish have 74 more made free throws than their opponents have attempts from the charity stripe. The Fighting Irish are 321-437 (.735) from the free throw line this season. Irish opponents are 175-247 (.709) from the line.
- The Irish are 13-0 this season when making more free throws than their opponent.
- Notre Dame has been in the bonus before the 10-minute mark of the first half five times this season, Georgia Southern (15:36), Chicago State (10:44), Gonzaga (10:50), Stony Brook (11:55) and St. John's (10:36). Fighting Irish opponents have been in the bonus in the first half just a total of seven times this season.
- The Irish have made 20 or more free throws eight times this season. Notre Dame made a season-high 30 free throws, on 43 attempts, versus Georgia.
- **Carleton Scott** is shooting a team-best 88.2% (30-34) from the line. **Tyrone Nash** owns team-high totals in makes (75) and attempts (102) from the line for a 73.5% average. Nash entered this season as a career 56.7% shooter from the charity stripe (110-194).
- Against Maine, Notre Dame shot a season-best 92.6% from the free throw line (25-27). The Fighting Irish also shot above 90% from the charity stripe against Stony Brook as they connected on 11 of 12 shots (91.7%).

### HITTING THE GLASS

- Notre Dame boasts a +6.8 rebound margin this season. The Irish have a +9.8 margin in their 14 wins, while they are -7.0 in their two losses. The Fighting Irish have held the advantage on the glass during all 14 of their wins, while they have been out-rebounded in their three losses.
- Notre Dame owns a 666-550 overall advantage on the glass this season. That mark includes a 201-169 edge in offensive boards. The Fighting Irish are tied for first (Villanova) among all BIG EAST squads by averaging 27.4 defensive rebounds per game.
- **Tim Abromaitis** has a team-best 121 rebounds (7.1 rpg), while **Tyrone Nash** has a team-high 43 offensive rebounds.

### DRAINING FROM DEEP

- The Fighting Irish are 132-358 (.369) from three-point range this season. Notre Dame has hit 10 or more three pointers in a game five times this season, all wins. The Irish are 116-298 (.389) from three-point range in their 14 wins and they are 16-60 (.267) in the three losses.
- Notre Dame went 8-11 from three-point range in the first half against Maine (Nov. 22). The eight made treys matched a season-high total for a half. Notre Dame made eight three-pointers in the second half versus Chicago State (Nov. 17).
- **Ben Hansbrough** is shooting at a 44.1% clip (41-93) from beyond the arc.

### 391 AND COUNTING

- Heading into the St. John's contest, Notre Dame has made at least one three-pointer in 391 straight contests dating back to the 1998-99 campaign. The Fighting Irish have made at least one three pointer during every game of the Mike Brey era. The last time an Irish team failed to hit a three-pointer in a game was in a 101-70 loss to Connecticut at the Hartford Civic Center on Jan. 12, 1999. Notre Dame finished 0-7 from beyond the arc in that contest. In 2008-09, the Irish set a single-season three-point record with 319.

### VETERAN PRESENCE

- Seniors **Tim Abromaitis** (F), **Ben Hansbrough** (G), **Scott Martin** (G), **Tyrone Nash** (F) and **Carleton Scott** (F) have combined for 81 of a possible 85 starts this season. Nash, Abromaitis and Hansbrough have started all 17 games this season, while Martin has 16 starts. Scott started the first 14 contests of the season before suffering a hamstring injury versus Syracuse (Jan. 1).

### IRONMEN

- **Tim Abromaitis**, **Ben Hansbrough** and **Tyrone Nash** all have played in the past 52 contests. Nash and Hansbrough both have started all 52 of those contests. Overall, Nash has played in a team-best 67 straight contests. The last game he did not play in was at Cincinnati on Feb. 4, 2009.





### 2010-11 Mike Brey Radio Show

The Mike Brey Radio Show is broadcast live from Legends on the campus of the University of Notre Dame. on Thursday nights at 7:00 pm during the basketball season. Irish fans can join head coach Mike Brey as well as Irish players for an in-depth look inside Notre Dame basketball. Notre Dame Men's Basketball Network play-by-play announcer Jack Nolan hosts the show which can be heard locally on NewsTalk 960 WSBT- AM and worldwide on www.und.com. The show will re-air on Friday nights on College Sports Nation on Sirius Radio (122) and XM (143).

#### Schedule

Show #1	Thursday, December 2
Show #2	Thursday, December 9
Show #3	Thursday, December 16
Show #4	Thursday, December 30
Show #5	Thursday, January 6
Show #6	Thursday, January 13
Show #7	Thursday, January 20
Show #8	Thursday, January 27
Show #9	Monday, February 7
Show #10	Thursday, February 17
Show #11	Thursday, February 24
Show #12	Thursday, March 3

### 2010-11 BIG EAST Teleconferences

(Contact the BIG EAST Conference for teleconference number information)

#### Jan. 6, Jan. 20, Feb. 3 and Feb. 17

11:00 a.m.	Buzz Williams, Marquette
11:08 a.m.	Bob Huggins, West Virginia
11:16 a.m.	Keno Davis, Providence
11:24 a.m.	Jim Calhoun, Connecticut
11:32 a.m.	Steve Lavin, St. John's
11:40 a.m.	Jamie Dixon, Pittsburgh
11:48 a.m.	Kevin Willard, Seton Hall
11:56 a.m.	John Thompson III, Georgetown

#### Jan. 13, Jan. 27, Feb. 10 and Feb. 24

11:00 a.m.	Jay Wright, Villanova
11:08 a.m.	Stan Heath, USF
11:16 a.m.	<b>Mike Brey, Notre Dame</b>
11:24 a.m.	Mike Rice, Rutgers
11:32 a.m.	Oliver Purnell, DePaul
11:40 a.m.	Mick Cronin, Cincinnati
11:48 a.m.	Jim Boeheim, Syracuse
11:56 a.m.	Rick Pitino, Louisville

### 2010-11 Notre Dame Basketball Radio Affiliates

Notre Dame Sports Properties originates the Notre Dame Radio Network which includes: WSBT AM 960 (South Bend, Ind.); WLS AM 890 (Chicago, Ill.); WXNT-AM 1430 in Indianapolis, Ind.; WNUY-FM 100.1 (Fort Wayne, Ind.); WRSW ESPN 1480 AM (Warsaw, Ind); WEFM FM 95.9 (Michigan City, Ind.); WLUV-AM 1520 (Rockford, Ill.); WVIL-FM 101.3 (Jacksonville/Peoria, Ill.); WJLS-AM 560 (Beckley, W.Va); WKKX-AM 1600 (Wheeling, W.Va.); SIRIUS Satellite (159) and XM Radio (117); and worldwide on www.und.com.

### HOME COURT ADVANTAGE

• The Fighting Irish are 11-0 at Purcell Pavilion at the Joyce Center this season. Notre Dame has won 80 of its last 86 (.930) home games and is 34-5 (.872) in its last 39 BIG EAST home contests.

### BLOCK PARTY

• Senior forward **Carleton Scott** has a team-best 25 blocked shots this season (1.8 per game).  
• Scott has blocked two or more shots in a game nine times this season. Scott tied a career-high total with a season-high four blocked shots against Indiana State (Nov. 30).

### PASSING OUT OF THE POST

• Senior forward **Tyrone Nash** dished out a game-high five assists in Monday's game at Marquette. That was the fifth time this season that Nash has led the Irish in assists. Nash has registered five or more assists in a game four times this season, including a career-high seven versus Chicago State (Nov. 17).  
• Nash's 48 assists (2.8 apg) rank third among all Notre Dame players. His 102 rebounds (6.0 rpg) rank second on the team, while he has a team-best 43 offensive rebounds.  
• Nash's three double-doubles tie him with **Carleton Scott** for the team lead in that category this season. Nash has four career double-doubles.  
• Earlier this season, Nash registered double-figures in points in five straight games (Liberty, Chicago State, Maine, Georgia, California). It was the first time in his career that he reached double figures in five consecutive contests. He has 22 career games with 10-plus points.

### JACK ATTACK

• Sophomore forward **Jack Cooley** is an efficient 30-47 (.638) from the field this season.  
• Cooley scored a career-high 13 points on 6-7 shooting from the field against Maine on Nov. 22. It was the second double-digit scoring output this season for Cooley, who netted a then career-high 11 points versus Georgia Southern in the season opener.

### PASSING THE TEST

• Notre Dame has recorded a perfect score of 100 percent in each of the last three Graduation Success Rate (GSR) figures released in 2008, 2009 and 2010 and is one of just 12 schools to earn a perfect 100 percent score in each of the last three years. The 11 other schools include Binghamton, Charleston Southern, Coastal Carolina, Colgate, Holy Cross, Davidson, Loyola of Maryland, North Carolina-Wilmington, Utah State, Wake Forest and Western Kentucky.  
• In the recent set of GSR scores released in the fall, Notre Dame had the highest percentage of sports with 100 percent scores (for the fifth time in six years) among the 120 Football Bowl Subdivision institutions, with a .863 figure (19 of 22).

### OLD SPICE CHAMPIONS

• Notre Dame won the Old Spice Classic in Orlando, Fla. (Nov. 25-28) by capturing wins over Georgia (89-83 in 2ot), California (57-44) and Wisconsin (58-51). It marked the first three-game in-season tournament victory for the Fighting Irish since winning the 2001 Hawaii-Pacific Thanksgiving Classic in Honolulu, Hawaii as the Irish defeated Hawaii-Pacific (98-58), Tennessee-Chattanooga (97-84) and Monmouth (85-48). Notre Dame also won the 2002 BB&T Classic in Washington, DC with wins over Maryland (79-67) and Texas (98-92).  
• Notre Dame has played in an in-season tournament in each of the past five seasons and eight times during the Mike Brey era. Notre Dame is 18-6 all-time under Brey in in-season tournaments.  
• In the Old Spice Classic, the Irish held California and Wisconsin to five and 19 points, respectively, in the first half of play.  
• Notre Dame held California (16-61) and Wisconsin (20-57) to a combined 36-118 (.305) from the field during the final two games of the Old Spice Classic.  
• Notre Dame out-rebounded Wisconsin 43-28 in the title game of the tournament.  
• Notre Dame held a decisive free throw advantage in all three games of the tournament. The Irish made 20 more free throws than both Georgia (30-10) and California (26-6). Notre Dame made 16 more free throws (20-4) than Wisconsin in the title game.  
• Notre Dame went a combined 13-14 from the charity stripe during both overtime periods in the 89-83 triumph of Georgia.



### 2010-11 BIG EAST Preseason Coaches' Poll

	Pts.
1. Pittsburgh (12)	222
2. Villanova (1)	208
3. Syracuse (2)	187
4. Georgetown	173
5. West Virginia	164
6. St. John's (1)	145
7. <b>NOTRE DAME</b>	<b>123</b>
8. Louisville	121
Marquette	121
10. Connecticut	113
11. Seton Hall	104
12. Cincinnati	91
13. USF	54
14. Providence	36
15. Rutgers	32
16. DePaul	26

\*First-place votes in parentheses

### BIG EAST Preseason Player of the Year

Austin Freeman, Georgetown, Sr., G

### BIG EAST Preseason Rookie of the Year

Fab Melo, Syracuse

### Preseason All-BIG EAST First Team

Austin Freeman, Georgetown, Sr., G  
Kemba Walker, Connecticut, Jr., G  
Ashton Gibbs, Pittsburgh, Jr., G  
Jeremy Hazell, Seton Hall, Sr., G  
Corey Fisher, Villanova, Sr., G  
Kevin Jones, West Virginia, Jr., F

### Preseason All-BIG EAST Second Team

Chris Wright, Georgetown, Sr., G  
Jimmy Butler, Marquette, Sr., F  
**Tim Abromaitis, Notre Dame, Sr., F**  
D.J. Kennedy, St. John's, Sr., G/F  
Kris Joseph, Syracuse, Jr., F

### Preseason All-BIG EAST Honorable Mention

Yancy Gates, Cincinnati, Sr., F  
Darius Johnson-Odom, Marquette, Jr., G  
Rick Jackson, Syracuse, Sr., F

### Off To A Good Start

Notre Dame's 8-0 start was the fifth in program history and the first since the 1973-74 campaign. Here is a look at the other 8-0 starts (in chronological order) for the Irish and how they ended up that season ...

Season	Start	Final Record	Head Coach
2010-11	8-0	????	Mike Brey
1973-74*	12-0	26-3	Digger Phelps
1945-46	13-0	17-4	Elmer Ripley
1933-34	11-0	20-4	Moose Krause
1912-13	9-0	13-2	William Nelson

\* - advanced to NCAA regional semifinal that season

• Senior forward **Tim Abromaitis** was named the MVP of the Old Spice Classic as he averaged 14.0 ppg. and 8.7 rpg. during the three-game run. Fellow senior forward **Carleton Scott** also was named to the all-tournament team. Scott was the only Irish player to reach double figures in points during every game of the event.

### ON A RUN

- Notre Dame used several key runs during the Old Spice Classic to secure the tournament title.
- After falling behind Georgia 38-25 early in the second half, Notre Dame erased the deficit by going on a 27-10 run to claim a four-point lead with 7:22 left in regulation. The Irish wound up winning 89-83 in double-overtime.
- After surrendering the game's first basket to California, the Irish went on to hold a 21-5 halftime advantage over the Golden Bears. The Irish defeated Cal 57-44.
- In the championship game, Notre Dame trailed Wisconsin 43-32 with 9:21 left in regulation. The Fighting Irish finished the game on a 26-8 run to claim the 58-51 victory. Included in that stretch was a 15-0 run for the Irish.

### BIG EAST TEAMS FIND SUCCESS IN PRESEASON TOURNAMENTS

• Notre Dame won the Old Spice Classic and was one of six BIG EAST teams to come away with an in-season tournament title during the month of November.

### Champions

#### Notre Dame – Old Spice Classic

Connecticut – EA Sports Maui Invitational

Pittsburgh – 2K Sports Classic

Syracuse – Legends Classic

Georgetown – Charleston Classic

St. John's – Great Alaska Shootout

### Runner-Up

Villanova – Preseason NIT Tip-Off

West Virginia – Puerto Rico Tip-Off

### HANSBROUGH HITS 1,000 CAREER POINTS

• Senior guard **Ben Hansbrough** posted 20 points in the season opener against Georgia Southern (Nov. 12). With his 12th point of the contest, Hansbrough reached the 1,000th point mark for his career that spans two playing seasons at Mississippi State (2006-08) and one at Notre Dame (2009-10).

### IRISH TAKE SHOT AT FIFTH STRAIGHT 20-WIN CAMPAIGN

• Notre Dame will be aiming for its fifth consecutive 20-win campaign and eighth in the last 11 seasons under head coach **Mike Brey**. The last time Irish teams reached the 20-win mark in five straight campaigns was from 1983-89 when those Notre Dame squads under Digger Phelps strung together six consecutive 20-win seasons.

### POSTSEASON STRETCH

• Notre Dame has earned appearances in the postseason in each of the last 11 years, which marks the longest stretch in school history. The Irish have been to the NCAA Tournament on six occasions and the National Invitation Tournament (NIT) five times during this current stretch. Under head coach **Mike Brey**, Notre Dame has played in the NAAs six times and NIT four times.

### BIG EAST FORMULA FOR SUCCESS

• Since his arrival at Notre Dame, head coach **Mike Brey** has led the Irish to a 101-70 (.591) record in BIG EAST regular-season games and a 6-10 mark in tournament play for an overall record of 107-80 (.572) against league foes. Brey's Irish teams have won 10 or more conference regular-season games in six of his 10 seasons. Prior to his arrival at Notre Dame, Irish teams had just a 35-53 (.398) regular-season record from 1995-2000.

### BIG EAST TURNAROUND

• During head coach **Mike Brey's** tenure, Irish teams have only had two losing seasons in BIG EAST play — 6-10 in 2005-06 and 8-10 in 2008-09. Since the 2005-06 campaign when the Irish finished 6-10 after beginning the BIG EAST regular-season with a 1-8 record, Notre Dame has gone 51-31 (.622) over the last 80 regular-season contests. In addition to Notre Dame, only four other BIG EAST teams have had records of .500 or better eight or more times — Pittsburgh and Syracuse (nine times) and Notre Dame, Connecticut and Villanova (eight times).





**Irish In The NCAA Rankings**  
(as of Jan. 9)

**TEAM**

**Assist-To-Turnover Ratio**

5. 1.64  
(National Leader: Wisconsin, 1.81)

**Turnovers Per Game**

7. 10.9  
(National Leader: Wisconsin, 8.1)

**Assists Per Game**

12. 17.9  
(National Leader: Pittsburgh, 20.4)

**Winning Percentage**

13. .875  
(National Leader: 5 tied at 1.000)

**Rebound Margin**

21. +7.6  
(National Leader: Pittsburgh, +13.8)

**Scoring Margin**

28. +14.6  
(National Leader: Ohio State, +25.1)

**Scoring Offense**

31. 78.3  
(National Leader: VMI, 91.7)

**Three-Point Field Goals Per Game**

35. 8.1  
(National Leader: VMI, 10.6)

**INDIVIDUAL**

**Assist-To-Turnover Ratio**

17. Eric Atkins, 2.75  
(National Leader:  
Jordan Taylor, Wisconsin, 4.24)

**Three-Point Field Goal Percentage**

21. Ben Hansbrough, 44.6%  
(National Leader:  
John Shurna, Northwestern, 58.0%)

**Free-Throw Shooting in  
Final Five Minutes and Overtime:**

Tim Abromaitis	9-13 (.692)
Eric Atkins	12-18 (.667)
Mike Broghammer	0-0 (.000)
Joey Brooks	2-6 (.333)
Jack Cooley	0-2 (.000)
Alex Dragicevich	4-4 (1.000)
Jerian Grant	0-0 (.000)
Ben Hansbrough	28-32 (.875)
Tom Knight	1-1 (1.000)
Tom Kopko	0-0 (.000)
Scott Martin	9-18 (.500)
Tyrone Nash	11-18 (.611)
Carleton Scott	7-8 (.875)
<b>Total</b>	<b>83-120 (.692)</b>
<b>Opponents</b>	<b>57-71 (.803)</b>

**BIG EAST REPEATS**

• For the fourth consecutive season, Notre Dame will meet Connecticut in a home-and-home series during the 2010-11 BIG EAST regular season. In addition to the Huskies, the Irish also are slated to play Marquette and St. John's twice this season. This will be the fourth year since the expansion to 16 teams that the Conference will employ an 18-game regular-season slate with all teams playing each other once and three opponents twice in a home-and-away format. Notre Dame's single-game home opponents will be Cincinnati, Georgetown, Louisville, Rutgers, Seton Hall and Villanova. The road slate also will feature visits to DePaul, Pittsburgh, Providence, USF, Syracuse and West Virginia.

**IRISH TO APPEAR ON THREE BIG MONDAY BROADCASTS**

• As part of its 18-game national television slate in 2010-11, Notre Dame will be part of three ESPN Big Monday broadcasts. The first appearance for the Fighting Irish came on Monday at Marquette. The ESPN Big Monday cameras will make their only appearance at Purcell Pavilion at the Joyce Center at 7:00 p.m. (ET) on Feb. 28 when the Irish take on Villanova.

**LIGHTS, CAMERA, ACTION**

• More than half of the 144 regular-season BIG EAST Conference men's basketball games will be seen on national television during the 2010-11 season, once again giving BIG EAST teams unprecedented exposure on the nation's leading television outlets. In total, 73 of the regular-season contests will be on national television — either on CBS Sports, ESPN, ESPN2 or ESPNU. This will mark the fourth straight season in which all 144 regular-season league games will be televised.

**106 YEARS AND STRONG**

• The 2010-11 campaign marks the 106th season of basketball at Notre Dame and the 16th season as a member of the BIG EAST Conference. Notre Dame teams have posted a 1688-923 record for a .646 winning percentage. In 15 seasons as a member of the BIG EAST, the Irish own a 136-123 (.525) record all-time in conference regular-season play.

**THE CAPTAINS**

• Seniors **Tim Abromaitis**, **Ben Hansbrough**, **Tyrone Nash** and **Carleton Scott** will serve as captains during the 2010-11 season. All four are captains for the first time in their careers.

**BASKETBALL BLOODLINES**

• This year's Notre Dame roster features several players with some strong basketball bloodlines:

• **Tim Abromaitis** - His father, Jim, played basketball at the University of Connecticut (1975-80) and was drafted by the New Jersey Nets. His brother, Jason, played basketball at Yale (2003-07).

• **Mike Broghammer** - His uncle, Christian Laettner, played professional basketball for 13 seasons and was a member of the 1992 gold medal Dream Team. He played for Duke University (1988-92) and led the Blue Devils to national championships in 1991 and 1992.

• **Joey Brooks** - His father, Lott J. Brooks, III, played college basketball at Eckerd College (1974-78).

• **Jerian Grant** - His father, Harvey, played basketball at the University of Oklahoma (1986-88), and was the 12th pick overall in the 1988 NBA Draft and played from 1988-99 in the NBA. His uncle, Horace Grant, played at Clemson, and was the 10th overall pick in the NBA Draft by the Chicago Bulls. He is the owner of four NBA championship rings. His older brother, Jerai, is a senior on the Clemson basketball team, while a younger brother, Jerami is a junior on the DeMatha basketball team.

• **Ben Hansbrough** - His brother, Tyler, played basketball at the University of North Carolina (2005-09). A three-time All-American, he was the 2008 National Player of the Year and led the Tar Heels to the 2009 national championship. Currently, he is in his second season with the Indiana Pacers, and was the 13th pick overall in the 2009 NBA Draft.

• **Tom Knight** - His father, Karl, played basketball at Bowdoin (1976-80).



## Notre Dame's Record in 2010-11 when ...

Played at the Purcell Pavilion.....	11-0
Played on the road.....	0-2
Played at a neutral site.....	3-1
BIG EAST Conference record (all games).....	3-2
Non-conference record.....	11-1
Leading at halftime.....	13-0
Trailing at halftime.....	1-2
Tied at halftime.....	0-1
Playing an overtime game.....	1-0
Shoots .500 or better.....	5-0
Shoots .500 or less.....	9-3
Opponents shoots .500 or less.....	13-2
Shoots better than opponent.....	11-0
Shoots worse than opponent.....	3-3
Shoots same as opponent.....	0-0
Makes more free throws than opponent.....	13-0
Makes less free throws than opponent.....	1-3
Same number of free throws.....	0-0
Outrebounded opponents.....	14-0
Outrebounded by opponent.....	0-3
Same number of rebounds.....	0-0
Has more turnovers than opponent.....	5-3
Has fewer turnovers than opponent.....	8-0
Has same number of turnovers.....	1-0
Bench outcores opponent's bench.....	4-1
Outscored by opponent's bench.....	9-2
Bench points are the same.....	1-0
Plays a ranked opponent.....	2-2
Makes 10 or more three-pointers.....	5-0
No Notre Dame player fouls out.....	12-3
One Notre Dame player fouls out.....	2-0
Two or more Notre Dame players foul out.....	0-0
Wears White Uniforms.....	9-0
Wears Blue Uniforms.....	1-3
Wears Gold Uniforms.....	4-0
Wears Black Uniforms.....	0-0
Plays in an In-Season Tournament.....	3-0
Plays on Television.....	8-3
Plays in November.....	8-0
Plays in December.....	4-1
Plays in January.....	2-2
Plays in February.....	0-0
Plays in March.....	0-0
Plays in Day Games.....	2-1
Plays in Night Games.....	12-2
Plays on Sundays.....	3-0
Plays on Mondays.....	1-1
Plays on Tuesdays.....	2-0
Plays on Wednesdays.....	3-1
Plays on Thursdays.....	1-0
Plays on Fridays.....	2-0
Plays on Saturdays.....	2-1
Final Margin is 5 points or less.....	2-0
Final Margin is 6-10 points.....	3-0
Final Margin is 11-20 points.....	3-3
Final Margin is 20-plus points.....	6-0
Has a player score 20-plus points.....	11-1
Has a player score 30-plus points.....	0-0
Scores 59 points or less.....	2-3
Scores 60-69 points.....	1-0
Scores 70-79 points.....	3-0
Scores 80-89 points.....	4-0
Scores 90-plus points.....	4-0

## DEMATHA CONNECTION

• **Jerian Grant** is the first Irish basketball player from DeMatha High School to attend Notre Dame during the Mike Brey era. Brey played and coached at DeMatha and also is the alma mater of assistant coach Rod Balanis. Former Irish players who also played at DeMatha include Bob Whitmore (1967-69), Sid Catlett (1969-71) and Adrian Dantley (1974-76).

## IRISH INK ONE FOR 2011

- **Pat Connaughton**, a 6-5, 195-pound swingman from Arlington, Mass., was the lone early-November 2011 signee for head coach Mike Brey.
- A four-year starter at St. John's Prep in Danvers, Mass., Connaughton averaged 24.0 points and 17.9 rebounds in 2009-10 as he led St. John's to one of the best seasons in program history as the squad finished with a 21-3 mark that included a 15-game win streak during the season. In addition, his squad won the Catholic Conference championship and finished the regular season with a 7-1 league record. His team was ranked seventh in the final Massachusetts state poll after making the school's first appearance since 1974 in the Division 1 state finals.
- Connaughton was the only junior selected to the Boston Globe Super Team and the Boston Herald High Dream Team. He was selected as Most Valuable Player (MVP) of the Catholic Conference and was named to the Catholic Conference All-Star Team. In addition, he was selected as his team's MVP and served as team captain.
- He is ranked 73rd nationally by Scout.com and 100th by ESPNU.

## BREY SERVING AS CHAIRMAN OF THE NCAA MEN'S BASKETBALL RULES COMMITTEE

• **Mike Brey** was elected chair of the 2010-11 NCAA Men's Basketball Rules Committee in May 2010 and is serving his fourth year on the rules committee.

## ADIDAS AND NOTRE DAME UNVEIL LIGHTEST, MOST TECHNOLOGICALLY ADVANCED COLLEGE BASKETBALL UNIFORMS

- At the start of the 2010-11 basketball season, adidas and the University of Notre Dame basketball teams unveiled the lightest and most technologically advanced college basketball uniforms ever. Designed and developed by adidas, the uniforms are 30 percent lighter and dry twice as fast as previous uniforms to help enhance the Fighting Irish's performance by keeping players cooler, drier and more comfortable on the court.
- The new Notre Dame uniforms, made from 60 percent recycled materials, feature adidas' Formotion technology, which reduces seams, decreases friction between the garment and the player's skin and optimizes the player's natural movement through specially constructed material. adidas reduced uniform weight and increased player comfort by switching front and back numbers from heavier, dense materials to a more breathable mesh.
- The new Notre Dame uniform absorbs moisture in less than three seconds as a result of adidas CLIMACOOL fabrics. The jersey moves heat and sweat away from the body through a combination of moisture management materials, ventilation channels and three dimensional garments, helping the uniform dry twice as quickly.
- Along with Notre Dame, 10 other schools will debut the new uniforms this season, including Cincinnati, Indiana, Kansas, Louisville, Michigan, Nebraska, North Carolina State, Tennessee, UCLA and Wisconsin.
- In addition to the NCAA teams wearing the new uniforms, all 30 NBA teams will wear Revolution 30 jerseys this season featuring similar adidas technology.



## GAME-BY-GAME STARTING LINEUPS

<b>Date</b>	<b>Opponent (Result)</b>	<b>Starting Lineup</b>	<b>No. of Times</b>	<b>Record With Lineup</b>
11/12	Georgia Southern (W, 98-61)	Abromaitis-Hansbrough-Martin-Nash-Scott^	1	1-0
11/14	Liberty (W, 72-51)	Abromaitis-Hansbrough-Martin-Nash-Scott	2	2-0
11/17	Chicago State (W, 102-62)	Abromaitis-Atkins-Hansbrough-Nash-Scott^	1	1-0
11/22	Maine (W, 97-72)	Abromaitis-Hansbrough-Martin-Nash-Scott	3	3-0
11/25	Georgia (W, 89-83 2ot)	Abromaitis-Hansbrough-Martin-Nash-Scott	4	4-0
11/26	California (W, 57-44)	Abromaitis-Hansbrough-Martin-Nash-Scott	5	5-0
11/28	Wisconsin (W, 58-51)	Abromaitis-Hansbrough-Martin-Nash-Scott	6	6-0
11/30	Indiana State (W, 81-72)	Abromaitis-Hansbrough-Martin-Nash-Scott	7	7-0
12/8	Kentucky (L, 58-72)	Abromaitis-Hansbrough-Martin-Nash-Scott	8	7-1
12/11	Gonzaga (W, 83-79)	Abromaitis-Hansbrough-Martin-Nash-Scott	9	8-1
12/19	Stony Brook (W, 88-62)	Abromaitis-Hansbrough-Martin-Nash-Scott	10	9-1
12/22	UMBC (W, 93-53)	Abromaitis-Hansbrough-Martin-Nash-Scott	11	10-1
12/29	Georgetown (W, 69-55)	Abromaitis-Hansbrough-Martin-Nash-Scott	12	11-1
1/1	Syracuse (L, 58-70)	Abromaitis-Hansbrough-Martin-Nash-Scott	13	11-2
1/4	Connecticut (W, 73-70)	Abromaitis-Atkins-Hansbrough-Martin-Nash^	1	1-0
1/8	St. John's (W, 76-61)	Abromaitis-Atkins-Hansbrough-Martin-Nash	2	2-0
1/10	Marquette (L, 57-79)	Abromaitis-Atkins-Hansbrough-Martin-Nash	3	2-1

^ - Indicates first time that lineup was used





# Head Coach Mike Brey

**2007 & 2008 BIG EAST Coach of the Year**  
**Third Longest Tenured Coach in BIG EAST**  
**Record at Notre Dame: 225-116 (.660)**  
**Overall Record: 324-168 (.659)**

- 24-year veteran of the college ranks...
  - University of Notre Dame (head coach)  
2000-10 (11th season)
  - University of Delaware (head coach)  
1995-2000 (five seasons)
  - Duke University (assistant coach)  
1987-95 (nine seasons)

	<b>Overall</b>	<b>BIG EAST (regular season)</b>
2000-01	20-10	11-5 (1st place-West Division)
2001-02	22-11	10-6 (2nd place-West Division)
2002-03	24-10	10-6 (3rd place-West Division)
2003-04	19-13	9-7 (7th place)
2004-05	17-12	9-7 (6th place)
2005-06	16-14	6-10 (t11th place)
2006-07	24-8	11-5 (4th place)
2007-08	25-8	14-4 (t2nd place)
2008-09	21-15	8-10 (t9th place)
2009-10	23-12	10-8 (t7th place)
2010-11	14-3	3-2
	<b>225-116 (.660)</b>	<b>101-70 (.591)</b>

- Has guided eight of his 15 teams to NCAA tournament play; has led a team to postseason play 13 times (five NIT appearances)
- Has mentored two BIG EAST Player of the Year honorees — Troy Murphy (2001) and Luke Harangody (2008) — and nine first-team all-BIG EAST honorees
- Spent eight years as an assistant coach under Mike Krzyzewski at Duke and during that time the Blue Devils advanced to the Final Four six times and won national championships in both 1991 and '92
- Played at DeMatha High School under legendary coach Morgan Wootten and graduated from there in 1977. Also served as an assistant coach for Wootten from 1982-87
- Received DeMatha High School's Distinguished Alumnus Award in October 2003
- Awarded an honorary monogram by the Notre Dame Monogram Club in December of 2006 and inducted in University of Delaware Athletic Hall of Fame in November of 2007
- Recipient of 2003 Coaches vs. Cancer Champion Award in recognition of his fund-raising efforts for the Coaches vs. Cancer Program and a member of the CVC National Council
- Along with wife Tish received the Distinguished Service Award and the 2007 March of Dimes Franklin D. Roosevelt Award. The couple has raised nearly \$2 million for the South Bend/Michiana area



Mike Brey vs. Ranked Opponents:

**Overall: 32-64**

**at Notre Dame: 32-57**

(2010-11: 2-2; 2009-10: 4-4; 2008-09: 3-9; 2007-08: 2-6;  
2006-07: 4-2; 2005-06: 1-7; 2004-05: 2-5; 2003-04: 2-8;  
2002-03: 5-6; 2001-02: 3-6; 2000-01: 4-3)  
at Delaware: 0-6

Mike Brey in Overtime Games at Notre Dame:

**Overall: 6-7**

at Georgetown (2/9/02) .....W, 116-111 (4 OT)  
at Boston College (1/25/03) ..... W, 101-96  
vs. Georgetown (2/1/03) ..... W, 93-92 (2OT)  
at Pittsburgh (1/4/06) ..... L, 97-100 (2OT)  
vs. Georgetown (1/24/06) ..... L, 82-85 (2OT)  
at Louisville (2/4/06) ..... L, 86-89  
at Connecticut (2/21/06) ..... L, 74-75  
at Michigan (3/20/06) ..... L, 84-87 (2OT)  
vs. Providence (1/31/08) .....W, 81-74  
at Louisville (1/12/09) ..... L, 73-87  
at Louisville (2/17/10) ..... L, 89-91 (2OT)  
at Marquette (3/6/10) ..... W, 63-60  
vs. Georgia (11/25/10)..... W, 89-83 (2OT)

Irish Record Under Brey In Games Decided By ...

1 point	11-11
2 points	6-11
3 points	15-16
4 points	4-6
5 points	5-7
6 points	11-5
7 points	16-7
8 points	5-10
9 points	7-4
10 points	12-6
11-15 points	46-22
16-20 points	27-8
21-30 points	25-3
31-40 points	25-0
41-50 points	10-0
50+points	0-0
<b>Total</b>	<b>225-116</b>



**BIG EAST Coaching Percentage**

**Regular Season and BIG EAST Tournament**

	W-L	Pct.	Yrs.	Tour.	Pct.
<b>1. Jamie Dixon, Pittsburgh</b>	<b>98-41</b>	<b>.705</b>	<b>8</b>	<b>11-6</b>	<b>.647</b>
2. John Thompson, Georgetown	231-123	.653	20	33-13	.717
<b>3. Jim Boeheim, Syracuse</b>	<b>375-204</b>	<b>.648</b>	<b>32</b>	<b>45-26</b>	<b>.634</b>
<b>4. Bob Huggins, West Virginia</b>	<b>44-24</b>	<b>.647</b>	<b>4</b>	<b>7-2</b>	<b>.778</b>
<b>5. Buzz Williams, Marquette</b>	<b>29-16</b>	<b>.644</b>	<b>3</b>	<b>3-2</b>	<b>.600</b>
<b>6. Jim Calhoun, Connecticut</b>	<b>291-165</b>	<b>.638</b>	<b>25</b>	<b>28-18</b>	<b>.609</b>
7. Lou Carnesecca, St. John's	139-80	.635	13	12-11	.522
<b>8. Rick Pitino, Providence/Louisville</b>	<b>83-49</b>	<b>.629</b>	<b>8</b>	<b>5-6</b>	<b>.455</b>
9. Mike Jarvis, St. John's	57-36	.613	5	7-4	.636
<b>10. John Thompson III, Georgetown</b>	<b>75-48</b>	<b>.610</b>	<b>7</b>	<b>11-5</b>	<b>.688</b>
11. Tom Crean, Marquette	34-22	.607	3	3-3	.500
12. Ben Howland, Pittsburgh	43-29	.597	4	8-3	.727
<b>13. Jay Wright, Villanova</b>	<b>102-69</b>	<b>.596</b>	<b>10</b>	<b>8-9</b>	<b>.471</b>
<b>14t. Mike Brey, Notre Dame</b>	<b>107-80</b>	<b>.572</b>	<b>11</b>	<b>6-10</b>	<b>.375</b>
14t. Rollie Massimino, Villanova	123-92	.572	12	13-12	.520

**BIG EAST Coaching Wins**

**Regular Season and BIG EAST Tournament**

	W-L	Pct.	Yrs.	Tour.	Pct.
<b>1. Jim Boeheim, Syracuse</b>	<b>375-204</b>	<b>.648</b>	<b>32</b>	<b>45-26</b>	<b>.634</b>
<b>2. Jim Calhoun, Connecticut</b>	<b>291-165</b>	<b>.638</b>	<b>25</b>	<b>28-18</b>	<b>.609</b>
3. John Thompson, Georgetown	231-123	.653	20	33-13	.717
4. Lou Carnesecca, St. John's	139-80	.635	13	12-11	.522
5. Rollie Massimino, Villanova	123-92	.572	12	13-12	.520
<b>6. Mike Brey, Notre Dame</b>	<b>107-80</b>	<b>.572</b>	<b>11</b>	<b>6-10</b>	<b>.375</b>
<b>7. Jay Wright, Villanova</b>	<b>102-69</b>	<b>.596</b>	<b>10</b>	<b>8-9</b>	<b>.471</b>
<b>8. Jamie Dixon, Pittsburgh</b>	<b>98-41</b>	<b>.705</b>	<b>8</b>	<b>11-6</b>	<b>.647</b>
9. Steve Lappas, Villanova	97-79	.551	9	10-8	.556
10. P.J. Carlesimo, Seton Hall	90-130	.409	9	13-10	.565

**Bold** indicates active BIG EAST head coach



**Notre Dame Last Time Win/Loss Versus Ranked  
Opponent in Associated Press Poll**

	<b>Date</b>	<b>Opponent (Location)</b>	<b>Score</b>				
Win vs. #1	2-1-87	North Carolina (H)	60-58	Win vs. #20	1-15-98	West Virginia (A)	74-72
Loss vs. #1	11-26-08	(8) North Carolina (LC)!	87-102	Loss vs. #20	1-12-09	(12) Louisville (A)	73-87
Win vs. #2	12-8-02	Texas (MCI)@	98-92	Win vs. #21	1-9-07	(22) West Virginia (H)	61-58
Loss vs. #2	2-28-09	Connecticut (A)	65-72	Loss vs. #21	3-22-08	(15) Washington St. (PC)\$	41-61
Win vs. #3	3-3-90	Missouri (H)	98-67	Win vs. #22	12-7-05	Alabama (A)	78-71
Loss vs. #3	1-27-10	Villanova (A)	90-72	Loss vs. #22	3-16-07	Winthrop (SA)\$	64-74
Win vs. #4	12-7-06	Alabama (H)	99-85	Win vs. #23	12-3-06	Maryland (VC)@	81-74
Loss vs. #4	2-7-04	Pittsburgh (H)	58-66	Loss vs. #23	3-8-06	Georgetown (MSG)*	63-67
Win vs. #5	2-12-09	Louisville (H)	90-57	Win vs. #24	NA		
<b>Loss vs. #5</b>	<b>1-1-11</b>	<b>(15) Syracuse (A)</b>	<b>58-70</b>	Loss vs. #24	3-5-05	Pittsburgh (H)	77-85
Win vs. #6	11-25-08	(8) Texas (LC)!	81-80	Win vs. #25	1-12-94	Missouri (H)	77-73
Loss vs. #6	1-6-03	(5) Pittsburgh (A)	55-72	Loss vs. #25	3-13-08	Marquette (MSG)*	79-89
Win vs. #7	2-2-82	San Francisco (H)	75-66	<u>Event/Location Notes</u>			
Loss vs. #7	3-12-10	West Virginia (MSG)*	51-53	\$ - NCAA Tournament			
<b>Win vs. #8</b>	<b>1-4-11</b>	<b>(14) Connecticut (H)</b>	<b>73-70</b>	* - BIG EAST Tournament			
Loss vs. #8	1-17-09	(12) Syracuse (A)	74-93	! - Maui Invitational			
<b>Win vs. #9</b>	<b>12-29-10</b>	<b>(15) Georgetown (H)</b>	<b>69-55</b>	^ - SEC/BIG EAST Invitational			
Loss vs. #9	3-9-07	(20) Georgetown (MSG)*	82-84	@ - BB&T Classic			
Win vs. #10	2-21-01	(18) Boston College (H)	76-75	(H) - Home			
Loss vs. #10	1-2-10	Connecticut (A)	70-82	(A) - Away			
Win vs. #11	2-27-10	Georgetown (A)	78-64	(LC) - Lahaina Civic Center (Maui)			
Loss vs. #11	3-2-09	Villanova (H)	60-77	(MCI) - MCI Center (Washington, D.C.)			
Win vs. #12	2-24-10	Pittsburgh (H)	68-53	(MSG) - Madison Square Garden (New York, N.Y.)			
Loss vs. #12	3-4-03	Syracuse (A)	88-92	(KC) - Kansas City, Mo.			
Win vs. #13	12-2-02	Marquette (H)	92-71	(D) - Dayton, Ohio			
Loss vs. #13	2-28-08	(17) Louisville (A)	85-90	(BFC) - Big Four Classic (Indianapolis, Ind.)			
Win vs. #14	12-5-87	Louisville (BFC)	69-54	(FH) - Freedom Hall (Louisville, Ky.)			
Loss vs. #14	3-18-01	(19) Mississippi (KC)\$	56-59	(PC) - Pepsi Center (Denver, Colo.)			
Win vs. #15	1-21-98	Syracuse (H)	83-63	(SA) - Spokane Arena (Spokane, Wash.)			
Loss vs. #15	2-7-09	UCLA (A)	63-89	(VC) - Verizon Center (Washington, D.C.)			
Win vs. #16	3-11-10	Pittsburgh (MSG)*	50-45	<i>Note - Number before opponent indicates Notre Dame's AP ranking at the time of the game</i>			
Loss vs. #16	1-18-03	(10) Kentucky (A)	73-88	<b><i>Bold italics</i></b> indicates result from this season			
Win vs. #17	3-7-70	(15) Ohio U. (D)\$	112-82				
<b>Loss vs. #17</b>	<b>12-8-10</b>	<b>(23) Kentucky (FH)^</b>	<b>58-72</b>				
Win vs. #18	1-26-08	Villanova (A)	90-80				
Loss vs. #18	2-12-05	Pittsburgh (A)	66-68				
Win vs. #19	1-30-05	Connecticut (H)	78-74				
Loss vs. #19	3-8-02	Connecticut (MSG)*	77-82				





## Notre Dame Highs and Lows Under Mike Brey

### Notre Dame – Team Game Highs (1st Half)

Points	62 vs. Loyola-Chicago (11/22/00)
Field Goals Made	24 vs. IPFW (11/10/06)*
Field Goals Attempted	43 vs. New Hampshire (11/16/01)*
Field Goal Percentage	75.0% (18-24) vs. West Virginia (1/9/10)*
3 PT Field Goals Made	14 vs. South Dakota (12/2/08)*
3 PT Field Goals Attempted	23 vs. South Dakota (12/2/08)*
3 PT Field Goals Percentage	85.7% (6-7) vs. West Virginia (1/9/10)*
Free Throws Made	18 vs. Liberty (11/22/09)*
Free Throws Attempted	18 vs. Maine (11/22/10)*
Free Throw Percentage	100.0% on 17 occasions
Total Rebounds	32 vs. Chicago State (11/17/10)*
Offensive Rebounds	15 vs. Savannah State (12/22/08)*
Defensive Rebounds	24 vs. Northern Illinois (11/28/07)*
Assists	19 vs. Canisius (12/19/00)*
Steals	12 vs. New Hampshire (11/16/01)*
Blocked Shots	13 vs. Belmont (11/17/02)*
Turnovers	14 vs. Monmouth (11/16/07)
Fouls	11 vs. Villanova (1/8/05)*
	11 vs. Georgia Southern (11/12/10)*

### Notre Dame – Team Game Highs (2nd Half)

Points	68 vs. Georgetown (4OT) (2/9/02)
Field Goals Made	24 vs. Pittsburgh (1/4/06)
Field Goals Attempted	63 vs. Georgetown (4OT) (2/9/02)
Field Goal Percentage	72.0% vs. Lafayette (11/14/06)
3 PT Field Goals Made	11 vs. St. John's (3/6/04)
3 PT Field Goals Attempted	11 vs. North Carolina (11/26/08)
3 PT Field Goals Percentage	24 vs. Pittsburgh (1/4/06)
Free Throws Made	27 vs. Seton Hall (2/18/06)
Free Throws Attempted	32 vs. California (11/26/10)
Free Throw Percentage	100.0% on six occasions
Total Rebounds	34 vs. Seton Hall (1/8/01)
Offensive Rebounds	15 vs. Army (12/19/04)*
Defensive Rebounds	25 vs. Sacred Heart (11/18/00)*
Assists	16 vs. Army (12/19/04)*
Steals	16 vs. Maine (11/22/10)*
Blocked Shots	14 vs. New Hampshire (11/16/01)*
Turnovers	6 vs. Belmont (11/17/02)*
	6 vs. IUPUI (12/9/09)*
Fouls	13 vs. Niagara (12/21/05)*
	13 vs. Marquette (1/12/08)
	26 vs. Pittsburgh (1/4/06)

### Notre Dame – Team Game Highs (Total)

Points	116 vs. Georgetown (4OT) (2/9/02)
Field Goals Made	42 vs. Canisius (12/19/00)*
Field Goals Attempted	94 vs. Georgetown (4OT) (2/9/02)
Field Goal Percentage	66.7% (34-51) vs. Pittsburgh (1/30/02)*
3 PT Field Goals Made	19 vs. South Dakota (12/2/08)*#
3 PT Field Goals Attempted	44 vs. Canisius (12/22/00)
3 PT Field Goals Percentage	72.7% (16-22) vs. Loyola Chicago (11/22/00)*#
Free Throws Made	33 vs. Seton Hall (2/18/06)
Free Throws Attempted	45 vs. Columbia (12/23/05)*
Free Throw Percentage	100% (5-5) vs. Illinois (3/22/03)
	100% (19-19) vs. Villanova (1/8/05)*#
Total Rebounds	64 vs. Georgetown (4OT) (2/9/02)
Offensive Rebounds	24 vs. Seton Hall (1/8/01)
Defensive Rebounds	41 vs. Northern Illinois (12/8/07)*
Assists	32 vs. Canisius (12/19/00)*#
Steals	26 vs. New Hampshire (11/16/01)*#
Blocked Shots	19 vs. Belmont (12/17/02)*#
Turnovers	24 vs. Marquette (1/12/08)
Fouls	32 vs. Pittsburgh (1/4/06)

### Notre Dame – Team Game Lows (1st Half)

Points	17 vs. Connecticut (3/3/10)*
Field Goals Made	6 vs. Connecticut (2/21/04)*
Field Goals Attempted	21 vs. Cincinnati (1/15/08)*
Field Goal Percentage	18.8% (6-32) vs. Connecticut (2/21/04)
3 PT Field Goals Made	0 vs. West Virginia (1/7/04)
3 PT Field Goals Attempted	4 vs. St. Louis (11/28/09)
3 PT Field Goals Percentage	0.0% on three occasions
Free Throws Made	0 on ten occasions
Free Throws Attempted	0 on seven occasions
Free Throw Percentage	0.0% on ten occasions
Total Rebounds	9 vs. UCF (12/6/09)*
Offensive Rebounds	9 vs. Pittsburgh (3/11/10)
Defensive Rebounds	0 vs. West Virginia (1/9/10)*
Assists	6 vs. Louisville (2/17/10)
Steals	1 vs. Villanova (1/27/07)*
Blocked Shots	0 on 32 occasions
Turnovers	0 vs. DePaul (1/23/10)*
Fouls	0 vs. Samford (12/30/04)*

### Notre Dame – Team Game Lows (2nd Half)

Points	18 vs. Pittsburgh (3/11/10)
Field Goals Made	5 vs. West Virginia (1/9/10)*
Field Goals Attempted	5 vs. Pittsburgh (3/11/10)
Field Goal Percentage	21.4% (6-28) vs. Harvard (11/19/04)*
3 PT Field Goals Made	0 vs. Loyola Marymount (11/22/08)
3 PT Field Goals Attempted	0 vs. Connecticut (1/12/09)
3 PT Field Goals Percentage	0 vs. Providence (1/31/08)*
Free Throws Made	3 vs. Loyola Marymount (11/22/08)
Free Throws Attempted	3 vs. Indiana (12/8/04)
Free Throw Percentage	0.0% (0-6) vs. Providence (1/31/08)*
Total Rebounds	0 vs. Pittsburgh (1/12/04)
Offensive Rebounds	0 vs. Indiana (11/24/08)
Defensive Rebounds	0 vs. Old Dominion (3/18/10)
Assists	0 vs. Old Dominion (3/18/10)
Steals	0 vs. Old Dominion (3/18/10)
Blocked Shots	0.0% on four occasions
Turnovers	7 vs. Rutgers (3/1/03)
Fouls	2 on four occasions
	4 vs. Rutgers (3/1/03)
	0 vs. Harvard (11/19/04)
	0 on 10 occasions
	0 on 26 occasions
	0 vs. West Virginia (3/10/04)
	3 on three occasions

### Notre Dame – Team Game Lows (Total)

Points	41 vs. Washington State (3/22/08)
Field Goals Made	13 vs. Rutgers (3/1/03)
Field Goals Attempted	13 vs. Washington State (3/22/08)
Field Goal Percentage	24.5% (13-53) vs. Washington State (3/22/08)
3 PT Field Goals Made	1 vs. Pittsburgh (2/3/01)
3 PT Field Goals Attempted	1 vs. California (11/26/10)
3 PT Field Goals Percentage	8 vs. Pittsburgh (2/3/01)
Free Throws Made	5.0% (1-20) vs. California (11/26/10)
Free Throws Attempted	1 vs. Connecticut (2/28/09)
Free Throw Percentage	3 vs. Old Dominion (3/18/10)
Total Rebounds	20.0% (1-5) vs. Connecticut (2/28/09)
Offensive Rebounds	21 vs. Rutgers (3/1/03)
Defensive Rebounds	3 vs. DePaul (12/14/02)*
Assists	14 vs. DePaul (12/11/04)*
Steals	6 vs. Mississippi (3/18/01)
Blocked Shots	1 on four occasions
Turnovers	0 on seven occasions
Fouls	2 vs. DePaul (1/23/10)*
	6 on three occasions

\* Indicates game played at the Purcell Pavilion, Notre Dame, Ind.

# Indicates school record



## Opponent Highs and Lows Under Mike Brey

### Opponent – Team Game Highs (1st Half)

Points	53, Arizona (3/27/03)
Field Goals Made	23, Arizona (3/27/03)
Field Goals Attempted	44, Georgetown (3/4/01)*
Field Goal Percentage	61.5% (16-26), UCF (12/6/09)*
3 PT Field Goals Made	9, Syracuse (1/11/06)*
	9, Lehigh (11/27/06)*
3 PT Field Goals Attempted	19, Syracuse (1/11/06)*
3 PT Field Goal Percentage	81.8% (9-11), Lehigh (11/26/06)*
Free Throws Made	14, Sacred Heart (11/18/00)*
Free Throws Attempted	19, Sacred Heart (11/18/00)*
Free Throw Percentage	100.0%, on 20 occasions
Total Rebounds	33, Connecticut (2/21/04)
Offensive Rebounds	16, Northern Illinois (11/24/03)*
Defensive Rebounds	21, on six occasions
Assists	15, Seton Hall (2/11/10)
Steals	9, Miami (Fla.) (2/23/02)
	9, Marquette (1/12/08)
Blocked Shots	10, Connecticut (2/21/04)
Turnovers	16, Loyola (Chicago) (11/22/00)*
Fouls	16, on three occasions

### Opponent – Team Game Highs (2nd Half)

Points	68, Georgetown (4 OT) (2/9/02)
Field Goals Made	21, Syracuse (2/24/08)*
Field Goals Attempted	49, Syracuse (2/24/08)*
Field Goal Percentage	68.2% (15-22), American (12/21/03)*
3 PT Field Goals Made	9, Texas (12/8/02)
	9, West Virginia (1/9/10)*
3 PT Field Goals Attempted	22, Tennessee Tech (12/17/00)*
3 PT Field Goal Percentage	100.0% (3-3), Seton Hall (2/5/03)
Free Throws Made	24, Pittsburgh (2 OT) (1/4/06)
Free Throws Attempted	39, Pittsburgh (2 OT) (1/4/06)
Free Throw Percentage	100.0% on seven occasions
Total Rebounds	38, Georgetown (4 OT) (2/9/02)
Offensive Rebounds	16, Syracuse (2/24/08)*
Defensive Rebounds	27, Georgetown (4 OT) (2/9/02)
Assists	19, Pittsburgh (2 OT) (1/4/06)
Steals	9, on two occasions
Blocked Shots	11, Georgetown (4 OT) (2/9/02)
Turnovers	15, New Hampshire (11/16/01)*
Fouls	20, Seton Hall (2/18/06)

### Opponent – Team Game Highs (Total)

Points	111, Georgetown (4 OT) (2/9/02)
Field Goals Made	41, Syracuse (3/4/03)*
Field Goals Attempted	82, Syracuse (2/24/08)*
Field Goal Percentage	63.0% (29-46), American (12/21/03)*
3 PT Field Goals Made	14, Texas (12/7/02)
	14, Lehigh (11/27/06)*
3 PT Field Goals Attempted	37, West Virginia (1/9/10)*
3 PT Field Goal Percentage	73.7% (14-19), Lehigh (11/27/06)*
Free Throws Made	35, Louisville (2OT) (2/17/10)
Free Throws Attempted	46, Pittsburgh (2 OT) (1/4/06)
Free Throw Percentage (min. 8 att.)	100%, West Virginia (8-8) (2/2/00)*
	100%, Savannah State (8-8) (12/22/08)*
Total Rebounds	59, Connecticut (2/21/04)
Offensive Rebounds	27, Loyola (Chicago) (11/22/00)*
Defensive Rebounds	42, Connecticut (1/24/09)*
Assists	30, Pittsburgh (2 OT) (1/4/06)
Steals	13, Niagara (12/21/05)*
Blocked Shots	19, Connecticut (OT) (2/21/06)
Turnovers	30, New Hampshire (11/16/01)*
Fouls	31, Columbia (12/23/05)*

### Opponent – Team Game Lows (1st Half)

Points	5, California (11/26/10)
Field Goals Made	2, California (11/26/10)
Field Goals Attempted	18, Georgetown (2/27/10)
Field Goal Percentage	8.0% (2-25), California (11/26/10)
3 PT Field Goals Made	0, on 11 occasions
3 PT Field Goals Attempted	2, Georgetown (2/9/02)
3 PT Field Goal Percentage	0.0%, on 11 occasions
Free Throws Made	0, on 28 occasions
Free Throws Attempted	0, on 15 occasions
Free Throw Percentage	0.0%, on 28 occasions
Total Rebounds	7, Georgetown (2/27/10)
	7, Maine (11/22/10)*
Offensive Rebounds	0, Lafayette (11/14/06)
Defensive Rebounds	5, on three occasions
Assists	1, California (11/26/10)
Steals	0, on 12 occasions
Blocked Shots	0, on 31 occasions
Turnovers	1, on four occasions
Fouls	1, Pittsburgh (2/12/05)
	1, DePaul (12/31/08)
	1, West Virginia (3/12/10)

### Opponent – Team Game Lows (2nd Half)

Points	8, Monmouth (11/16/07)
Field Goals Made	3, Monmouth (11/16/07)
Field Goals Attempted	19, Old Dominion (3/18/10)
Field Goal Percentage	13.0% (3-23), Monmouth (11/16/07)
3 PT Field Goals Made	0, on 11 occasions
3 PT Field Goals Attempted	3, on six occasions
3 PT Field Goal Percentage	0.0% on 11 occasions
Free Throws Made	0, Monmouth (1/25/01)
	0, West Virginia (1/9/10)*
Free Throws Attempted	1, Monmouth (1/25/01)
	1, West Virginia (1/9/10)*
Free Throw Percentage	0.0% (0-1), Monmouth (1/25/01)
	0.0% (0-1), West Virginia (1/9/10)*
Total Rebounds	16, Syracuse (2/24/08)*
Offensive Rebounds	0, Kentucky (3/25/09)*
	0, Marquette (3/6/10)
Defensive Rebounds	3, Virginia Tech (2/22/03)*
Assists	1, UAB (3/17/09)*
	1, Pittsburgh (3/11/10)
Steals	0, on six occasions
Blocked Shots	0, on 22 occasions
Turnovers	0, West Virginia (3/10/04)
	0, Pittsburgh (1/31/09)
Fouls	4, on four occasions

### Opponent – Team Game Lows (Total)

Points	33, Monmouth (11/16/07)
Field Goals Made	12, Bucknell (11/22/02)*
Field Goals Attempted	35, Rutgers (3/1/03)
Field Goal Percentage	21.1% (12-57), Bucknell (11/22/02)*
3 PT Field Goals Made	1, on five occasions
3 PT Field Goals Attempted	7, Seton Hall (2/5/03)
3 PT Field Goal Percentage	5.9% (1-17), Cincinnati (11/24/00)
Free Throws Made	0, Charleston Southern (11/26/04)*
Free Throws Attempted	0, Charleston Southern (11/26/04)*
Free Throw Percentage	0.0% (0-0), Charleston Southern (11/26/04)*
Total Rebounds	19, Winston-Salem St. (11/29/06)*
Offensive Rebounds	3, Army (12/19/04)*
	3, West Virginia (2/1/06)
Defensive Rebounds	12, Georgetown (2/27/10)
Assists	5, Bucknell (11/22/02)*
Steals	1, on three occasions
Blocked Shots	0, on 11 occasions
Turnovers	3, Marquette, (1/26/09)*
Fouls	7, Connecticut (1/24/09)*
	7, Connecticut (2/28/09)

\* - Indicates games played at Purcell Pavilion, Notre Dame, Ind.



## Notre Dame Highs and Lows in a BIG EAST Game

### Notre Dame – BIG EAST Team Game Highs (1st Half)

Points	61 vs. Syracuse (1/30/07)
Field Goals Made	24 vs. Syracuse (1/30/07)
Field Goals Attempted	43 vs. Syracuse (1/30/07)
Field Goal Percentage	75.0% (18-24) vs. West Virginia (1/9/10)*
3 PT Field Goals Made	11 vs. Pittsburgh (1/31/09)
3 PT Field Goals Attempted	11 vs. Providence (2/21/09)
3 PT Field Goals Percentage	22 vs. Pittsburgh (1/31/09)
3 PT Field Goals Percentage	85.7% (6-7) vs. West Virginia (1/9/10)*
Free Throws Made	13 vs. Seton Hall (2/11/10)
Free Throws Attempted	19 vs. Villanova (1/27/10)
Free Throw Percentage	100.0% on 12 occasions
Total Rebounds	29 vs. Connecticut (1/5/08)
Offensive Rebounds	14 vs. Providence (2/19/05)
Defensive Rebounds	23 vs. Louisville (2/12/09)*
Assists	17 vs. West Virginia (1/9/10)*
Steals	7 on four occasions
Blocked Shots	7 vs. Connecticut (2/9/04)*
	7 vs. West Virginia (1/19/05)
Turnovers	12 vs. St. John's (1/23/07)
Fouls	11 vs. Villanova (1/8/05)*

### Notre Dame – BIG EAST Team Game Highs (2nd Half)

Points	68 vs. Georgetown (4OT) (2/9/02)
Field Goals Made	24 vs. Pittsburgh (1/4/06)
Field Goals Attempted	63 vs. Georgetown (4OT) (2/9/02)
Field Goal Percentage	71.4% vs. Georgetown (2/27/10)
3 PT Field Goals Made	11 vs. St. John's (3/6/04)
3 PT Field Goals Attempted	24 vs. Pittsburgh (1/4/06)
3 PT Field Goals Percentage	71.4% (6-8) vs. Connecticut (2/21/05)
Free Throws Made	27 vs. Seton Hall (2/18/06)
Free Throws Attempted	30 vs. Seton Hall (2/18/06)
Free Throw Percentage	100.0% on three occasions
Total Rebounds	34 vs. Seton Hall (1/8/01)
Offensive Rebounds	18 vs. Seton Hall (1/8/01)
Defensive Rebounds	27 vs. Georgetown (3/4/04)*
Assists	14 vs. Cincinnati (1/15/08)*
Steals	6 vs. Villanova (1/17/07)
Blocked Shots	5 vs. Georgetown (2/27/10)
Turnovers	13 vs. Marquette (1/12/08)
Fouls	26 vs. Pittsburgh (1/4/06)

### Notre Dame – BIG EAST Team Game Highs (Total)

Points	116 vs. Georgetown (4OT) (2/9/02)
Field Goals Made	41 vs. Georgetown (4OT) (2/9/02)
Field Goals Attempted	94 vs. Georgetown (4OT) (2/9/02)
Field Goal Percentage	66.7% (34-51) vs. Pittsburgh (1/30/02)*
3 PT Field Goals Made	17 vs. St. John's (3/6/04)#
	17 vs. Louisville (2/4/06)#
3 PT Field Goals Attempted	36 vs. Pittsburgh (1/4/06)
3 PT Field Goals Percentage	61.9% (13-21) vs. Providence
	(1/14/06)*
Free Throws Made	34 vs. Cincinnati (1/15/08)*
Free Throws Attempted	42 vs. Cincinnati (1/15/08)*
Free Throw Percentage	100.0% (19-19) vs. Villanova (1/14/03)*
Total Rebounds	64 vs. Georgetown (4OT) (2/9/02)
Offensive Rebounds	24 vs. Seton Hall (1/8/01)
Defensive Rebounds	35 vs. Louisville (2/12/09)*
Assists	25 vs. Cincinnati (2/4/10)*
Steals	10 on six occasions
Blocked Shots	9 vs. Connecticut (2/9/04)*
Turnovers	26 vs. Pittsburgh (2/8/00)
Fouls	32 vs. Pittsburgh (1/4/06)

\*Indicates game played at the Purcell Pavilion, Notre Dame, Ind.

#Indicates school record

### Notre Dame – BIG EAST Team Game Lows (1st Half)

Points	17 vs. Connecticut (3/3/10)*
Field Goals Made	6 vs. Connecticut (2/21/04)
	6 vs. Cincinnati (1/15/08)*
Field Goals Attempted	21 vs. Pittsburgh (3/11/10)
Field Goal Percentage	18.8% (6-32) vs. Connecticut (2/21/04)
3 PT Field Goals Made	0 vs. West Virginia (1/7/04)
	0 vs. Connecticut (1/12/99)
3 PT Field Goals Attempted	5 on three occasions
3 PT Field Goals Percentage	8.3% (1-12) vs. Providence (1/21/03)
Free Throws Made	0 on nine occasions
Free Throws Attempted	0 on seven occasions
Free Throw Percentage	0.0% on nine occasions
Total Rebounds	9 vs. Pittsburgh (3/11/10)
Offensive Rebounds	0 on four occasions
Defensive Rebounds	6 vs. Louisville (2/17/10)
Assists	1 vs. Villanova (1/27/07)*
Steals	0 on five occasions
Blocked Shots	0 on 20 occasions
Turnovers	0 vs. DePaul (1/23/10)*
Fouls	2 vs. West Virginia (2/18/09)
	2 vs. Georgetown (2/27/10)

### Notre Dame – BIG EAST Team Game Lows (2nd Half)

Points	18 vs. Pittsburgh (3/11/10)
Field Goals Made	5 vs. West Virginia (1/9/10)*
	5 vs. Pittsburgh (3/11/10)
Field Goals Attempted	13 vs. Pittsburgh (3/11/10)*
Field Goal Percentage	26.3% (5-19) vs. West Virginia (1/9/10)*
3 PT Field Goals Made	0 vs. Connecticut (1/12/99)
	0 vs. Providence (1/31/08)*
3 PT Field Goals Attempted	3 vs. Pittsburgh (3/11/10)*
3 PT Field Goals Percentage	0.0% (0-6) vs. Providence (1/31/08)*
Free Throws Made	0 vs. Pittsburgh (1/12/04)
Free Throws Attempted	2 on four occasions
Free Throw Percentage	0.0% (0-2) vs. Pittsburgh (1/12/04)
Total Rebounds	7 vs. Rutgers (3/1/03)
Offensive Rebounds	2 vs. Connecticut (3/3/10)*
	2 vs. St. John's (1/8/11)*
Defensive Rebounds	4 vs. Rutgers (3/1/03)
Assists	2 on three occasions
Steals	0 on nine occasions
Blocked Shots	0 on 18 occasions
Turnovers	0 vs. West Virginia (3/10/04)
Fouls	3 vs. West Virginia (1/7/04)*
	3 vs. Pittsburgh (2/24/10)*

### Notre Dame – BIG EAST Team Game Lows (Total)

Points	48 vs. Georgetown (1/7/06)
Field Goals Made	13 vs. Rutgers (3/1/03)
Field Goals Attempted	34 vs. Pittsburgh (3/11/10)
Field Goal Percentage	29.7% (19-64) vs. Connecticut (2/21/04)
3 PT Field Goals Made	0 vs. Connecticut (1/12/99)
3 PT Field Goals Attempted	6 vs. Seton Hall (2/6/99)
3 PT Field Goals Percentage	10.5% vs. Rutgers (2/14/02)
Free Throws Made	1 vs. Connecticut (2/28/09)
Free Throws Attempted	4 vs. Pittsburgh (3/8/01)
	4 vs. Connecticut (1/24/09)*
Free Throw Percentage	20.0% (1-5) vs. Connecticut (2/28/09)
Total Rebounds	21 vs. Rutgers (3/1/03)
Offensive Rebounds	4 on three occasions
Defensive Rebounds	17 vs. Georgetown (2/27/10)
	17 vs. Syracuse (1/1/11)
Assists	7 vs. Rutgers (3/1/03)
	7 vs. Pittsburgh (3/8/01)
Steals	1 vs. Marquette (1/26/09)*
	1 vs. Cincinnati (2/4/09)
Blocked Shots	0 on three occasions
Turnovers	2 vs. DePaul (1/23/10)*
Fouls	6 vs. West Virginia (1/7/04)*

\*Indicates game played at the Purcell Pavilion, Notre Dame, Ind.

#Indicates school record





## Opponent Highs and Lows in a BIG EAST Game

### Opponent – BIG EAST Team Game High (1st Half)

Points	54, Connecticut (1/12/99)
Field Goals Made	22, Syracuse (3/4/03)*
Field Goals Attempted	44, Georgetown (3/4/01)*
Field Goal Percentage	65.2% (15-23), Providence (2/21/96)*
3 PT Field Goals Made	9 on three occasions
3 PT Field Goals Attempted	19, West Virginia (2/2/00)*
	19, Syracuse (1/11/06)*
3 PT Field Goals Percentage	100.0% (5-5), Connecticut (2/8/97)*
Free Throws Made	21, Connecticut (1/12/99)
Free Throws Attempted	23, Connecticut (1/12/99)
Free Throw Percentage	100.0% on nine occasions
Total Rebounds	33, Connecticut (2/21/04)
Offensive Rebounds	14, Georgetown (3/8/03)
Defensive Rebounds	21, on three occasions
Assists	15, Seton Hall (2/11/10)
Steals	9, Marquette (1/12/08)
Blocked Shots	10, Connecticut (2/21/04)
Turnovers	14, Pittsburgh (1/6/03)
Fouls	15, Villanova (1/27/10)

### Opponent – BIG EAST Team Game High (2nd Half)

Points	68, Georgetown (4OT) (2/9/02)
Field Goals Made	23, Georgetown (4OT) (2/9/02)
Field Goals Attempted	60, Georgetown (4OT) (2/9/02)
Field Goal Percentage	66.7% (20-30), Pittsburgh (3/5/05)*
3 PT Field Goals Made	9, Pittsburgh (1/29/97)
3 PT Field Goals Attempted	9, West Virginia (1/9/10)*
3 PT Field Goals Percentage	20, Miami (2/23/02)
3 PT Field Goals Percentage	83.3% (5-6), Boston College (3/1/97)
Free Throws Made	24, Pittsburgh (1/4/06)
Free Throws Attempted	39, Pittsburgh (1/4/06)
Free Throw Percentage	100.0% on three occasions
Total Rebounds	31, Syracuse (2/24/08)*
Offensive Rebounds	16, Syracuse (2/24/08)*
Defensive Rebounds	26, Connecticut (2/21/04)
Assists	19, Pittsburgh (1/4/06)
Steals	8, Marquette (1/12/08)
Blocked Shots	11, Georgetown (4 OT) (2/9/02)
Turnovers	10, Rutgers (1/31/04)
Fouls	20, Seton Hall (2/18/06)

### Opponent – BIG EAST Team Game High (Total)

Points	111, Georgetown (2/9/02)
Field Goals Made	41, Syracuse (3/4/03)*
Field Goals Attempted	87, Georgetown (1/7/97)
Field Goal Percentage	56.5% (34-60), Syracuse (1/17/04)*
3 PT Field Goals Made	14, Syracuse (1/16/00)
3 PT Field Goals Attempted	37, West Virginia (1/9/10)*
3 PT Field Goals Percentage	71.4% (5-7), Seton Hall (2/5/03)
Free Throws Made	35, Louisville (2OT) (2/10/10)
Free Throws Attempted	46, Pittsburgh (1/4/06)
Free Throw Percentage	94.4% (17-18), Miami (1/25/00)*
Total Rebounds	59, Connecticut (2/21/04)
Offensive Rebounds	32, Georgetown (1/7/97)
Defensive Rebounds	42, Connecticut (1/24/09)*
Assists	30, Pittsburgh (1/4/06)
Steals	24, Georgetown (2/10/99)*
Blocked Shots	19, Connecticut (OT) (2/21/06)
Turnovers	23, Villanova (1/6/02)*
Fouls	33, West Virginia (2/11/97)*

### Opponent – BIG EAST Team Game Lows (1st Half)

Points	16, Georgetown (3/4/04)*
Field Goals Made	6, Georgetown (2/16/05)*
Field Goals Attempted	18, Georgetown (2/27/10)
Field Goal Percentage	20.7% (6-29), Pittsburgh (1/12/02)
3 PT Field Goals Made	0 on eight occasions
3 PT Field Goals Attempted	2, Georgetown (2/1/03)*
3 PT Field Goals Percentage	0.0% on three occasions
Free Throws Made	0 on nine occasions
Free Throws Attempted	0, on five occasions
Free Throw Percentage	0.0% on nine occasions
Total Rebounds	7, Georgetown (2/27/10)
Offensive Rebounds	0, Virginia Tech (1/20/04)
Defensive Rebounds	5, Pittsburgh (2/24/10)*
Assists	2, USF (2/15/06)*
	2, Seton Hall (3/10/10)
Steals	0 on seven occasions
Blocked Shots	0 on 11 occasions
Turnovers	1 on three occasions*
Fouls	1, DePaul (12/31/08)
	1, West Virginia (3/12/10)

### Opponent – BIG EAST Team Game Lows (2nd Half)

Points	16, Pittsburgh (3/11/10)*
Field Goals Made	5, West Virginia (1/9/02)
Field Goals Attempted	17, Boston College (1/9/96)
Field Goal Percentage	22.7%, West Virginia (1/9/02)
3 PT Field Goals Made	0, on three occasions
3 PT Field Goals Attempted	2, Connecticut (2/28/09)
3 PT Field Goals Percentage	0.0%, on three occasions
Free Throws Made	0, on three occasions
Free Throws Attempted	0, Pittsburgh (1/29/97)
	0, St. John's (1/23/07)
Free Throw Percentage	0.0% on three occasions
Total Rebounds	6, Marquette (3/6/10)
Offensive Rebounds	0, Marquette (3/6/10)
Defensive Rebounds	3, Virginia Tech (2/22/03)*
Assists	1, Pittsburgh (3/11/10)
Steals	0, on four occasions
Blocked Shots	0, on 11 occasions
Turnovers	0, West Virginia (3/10/04)
Fouls	0, Pittsburgh (1/31/09)
	2, Connecticut (2/21/05)

### Opponent – BIG EAST Team Game Lows (Total)

Points	45, Pittsburgh (3/11/10)*
Field Goals Made	17 on three occasions
Field Goals Attempted	40, Syracuse (2/5/05)
Field Goal Percentage	28.1% (18-64), Georgetown (3/4/04)*
3 PT Field Goals Made	1, Georgetown (2/7/98)
	1, South Florida (2/15/06)*
3 PT Field Goals Attempted	7, Seton Hall (2/5/03)
3 PT Field Goals Percentage	9.5% (2-21), Seton Hall (2/6/99)
Free Throws Made	1, DePaul (2/2/08)*
	1, Rutgers (2/25/09)*
Free Throws Attempted	3, Connecticut (2/12/00)*
	3, DePaul (2/2/08)*
Free Throw Percentage	20.0% (1-5), Rutgers (2/25/09)*
Total Rebounds	20, Georgetown (2/27/10)
Offensive Rebounds	4, West Virginia (2/18/03)
Defensive Rebounds	12, Georgetown (2/27/10)
Assists	6, Syracuse (2/5/05)
	6, Seton Hall (3/10/10)
Steals	1, Connecticut (3/11/04)
Blocked Shots	0 on four occasions
Turnovers	3, Marquette (1/26/09)*
Fouls	7, Connecticut (1/24/09)*
	7, Connecticut (2/28/09)

\* Indicates game played at the Purcell Pavilion, Notre Dame, Ind.



## The Last Time ...

### Notre Dame recorded a ...

30-Point win ..... was on 11/12/10 - ND 98, Georgia Southern 61 (37 points)\*  
40-Point win ..... was on 12/22/10 - ND 93, UMBC 53 (40 points)\*  
50-Point win ..... was on 12/28/06 - ND 101, Rider 51 (50 points)  
30-Point loss ..... was on 1/7/99 - ND 62, Villanova 93 (31 points)\*

### Notre Dame shot ...

60% on FGs ..... was on 12/22/09 - 60.7% (37-61) vs. Bucknell (ND 101 - Bucknell 69)\*  
65% on FGs ..... was on 1/30/02 - 66.7% (34-51) vs. Pittsburgh (ND 89 - Pittsburgh 76)\*  
90% on FTs ..... was on 12/19/10 - 91.7% (11-12) vs. Stony Brook (ND 88 - Stony Brook 62)\*

### Notre Dame ...

Won 10 games in a row ..... was from 11/24/07 thru 1/5/08 (10 straight)  
Won 15 games in a row ..... was from 12/31/53 thru 3/9/54 (18 straight)  
Won 20 games in a row ..... never  
Lost 5 games in a row ..... was from 1/12/09 thru 2/7/09 (7 straight)  
Scored 100 points ..... was on 11/17/10 (ND 102 - Chicago State 62)\*  
- Scored 100 points on the road ..... was on 2/21/09 (ND 103 - Providence 84)  
- Scored 100 points at a neutral site ..... was on 3/12/78 (ND 100 - Houston 77) (NCAA First Round, Tulsa, OK)  
- Scored 100 points and lost ..... was on 3/20/71 (ND 106 - Houston 119) (NCAA Regional Semi-finals at Wichita, KS)  
Allowed 100 points ..... was on 11/26/08 vs. North Carolina (ND 87 - North Carolina 102)  
Scored less than 50 points ..... was on 3/22/08 vs. Washington State (ND 41 - Washington State 61)  
Allowed less than 50 points ..... was on 11/26/10 vs. California (ND 57 - California 44)  
Played an Overtime Game ..... was on 11/28/10 (2OT) vs. Georgia (ND 89 - Georgia 83)  
- Played in a Multi-Overtime Game ..... was on 11/28/10 (2OT) vs. Georgia (ND 89 - Georgia 83)  
Won on a "last second" shot ..... was on 3/19/09 vs. New Mexico (ND 70 - Pittsburgh 68 - Tory Jackson layup at 00:02)\*  
Had 5 double figure scorers ..... was on 11/30/10 vs. Indiana State (ND 91 - Indiana State 82) Ben Hansbrough 24, Ty Nash 16, Scott Martin 15, Tim Abromaitis 13, Carleton Scott 11\*  
Had 6 double figure scorers ..... was on 11/22/10 vs. Maine (ND 97 - Maine 72) Tim Abromaitis 26, Scott Martin 15, Ty Nash 13, Ben Hansbrough 11, Carleton Scott 11, Jack Cooley 13\*  
Had 7 double figure scorers ..... never  
Had two double-figure rebounders ..... was on 11/26/10 vs. California (ND 57 - California 44) Carleton Scott 10, Tim Abromaitis 11  
Had two players with double-doubles ..... was on 1/23/10 vs. DePaul (ND 87 - DePaul 77) Luke Harangody (24 pts, 11 rebs), Ben Hansbrough (15 pts, 10 rebs), Tyrone Nash (13 pts, 10 rebs)\*  
Had three players with double-doubles ... was on 11/17/10 vs. Chicago State (ND 102 - Chicago State 62) Tim Abromaitis (21 pts, 10 rebs), Carleton Scott (17 pts, 11 rebs), Tyrone Nash (11 pts, 10 rebs)\*  
Had two 30-point scorers ..... was on 2/18/06 vs. Seton Hall (ND 102 - Seton Hall 91) Chris Quinn - 34, Colin Falls - 32  
Had two 20-point scorers ..... was on 12/19/10 vs. Stony Brook (ND 88 - Stony Brook 62) Tim Abromaitis 22, Carleton Scott 20  
Had three 20-point scorers ..... was on 3/8/07 vs. Syracuse (ND 89 - Syracuse 83) Russell Carter 24, Luke Harangody 20, Colin Falls 23  
Made 10 three-point field goals ..... was on 12/22/10 vs. UMBC - 10-29 (34.5%) (ND 93 - UMBC 53)\*  
Committed 10 turnovers or less ..... was on 1/4/11 - 8 turnovers vs. Connecticut (ND 73 - Connecticut 70)\*  
Committed 5 turnovers or less ..... was on 1/23/10 - 2 turnovers vs. DePaul (ND 87 - DePaul 77)\*  
Committed 25 turnovers ..... was on 2/8/00 - 26 turnovers vs. Villanova (ND 69 - Villanova 86)  
Forced 25 turnovers ..... was on 11/16/01 - 30 turnovers vs. New Hampshire (ND 95 - New Hampshire 53)

### An Irish player had ...

25+ points ..... was on 1/8/11 - Ben Hansbrough (26) vs. St. John's (ND 76 - St. John's 61)\*  
30+ points ..... was on 2/4/10 - Luke Harangody (37) vs. Cincinnati (ND 83 - Cincinnati 65)\*  
35+ points ..... was on 2/4/10 - Luke Harangody (37) vs. Cincinnati (ND 83 - Cincinnati 65)\*  
40+ points ..... was on 2/28/08 - Luke Harangody (40) vs. Louisville (ND 85 - Louisville 90)  
15 or more rebounds ..... was on 2/7/10 - Luke Harangody (15) vs. USF (ND 65 - USF 62)\*  
20 rebounds ..... was on 3/22/08 - Luke Harangody (22) vs. Washington State (ND 41 - Washington State 61)  
a "double-double" ..... was on 1/10/11 - Scott Martin (10 pts., 11 rebs.) vs. Marquette (ND 57 - Marquette 79)  
a "triple-double" ..... was on 11/16/01 - Chris Thomas (24 pts, 11 ast, 11 steals) vs. New Hampshire (ND 99 - New Hampshire 53)\*  
20 points and 10 rebounds ..... was on 12/22/10 - Tim Abromaitis (21 pts., 11 rebs.) vs. UMBC (ND 93 - UMBC 62)\*  
20 points and 20 rebounds ..... was on 1/8/01 - Troy Murphy (25 pts, 20 rebs) vs. Seton Hall (ND 76 - Seton Hall 78)  
10 assists ..... was on 1/18/10 - Tory Jackson (15) vs. Syracuse (ND 71 - Syracuse 84)\*  
10 blocks ..... was on 11/17/02 - Jordan Cornette (11) vs. Belmont (ND 76 - Belmont 48)\*#  
10 steals ..... was on 11/16/01 - Chris Thomas (11) vs. New Hampshire (ND 99, New Hampshire 53)\*#

### An opposing player had ...

25+ points ..... was on 2/17/10 - Samardo Samuels (36), Louisville (2OT) (ND 89 - Louisville 91)  
30+ points ..... was on 2/17/10 - Samardo Samuels (36), Louisville (2OT) (ND 89 - Louisville 91)  
35+ points ..... was on 2/17/10 - Samardo Samuels (36), Louisville (2OT) (ND 89 - Louisville 91)  
40+ points ..... was on 2/8/87 - Danny Manning (40), Kansas (ND 60 - Kansas 70)  
15 rebounds ..... was on 1/2/10 - Stanley Robinson (16), Connecticut (ND 70 - Connecticut 82)  
20 rebounds ..... was on 1/31/09 - DeJuan Blair (22), Pittsburgh (ND 80 - Pittsburgh 93)  
a "double-double" ..... was on 11/26/10 - Allen Crabbe (10 pts., 10 rebs.), California (ND 57 - California 44)  
a "triple-double" ..... was on 2/21/06 - Marcus Williams (18 pts, 10 rebs, 13 asts) Connecticut (ND 74 - Connecticut 75 - OT)  
20 points and 10 rebounds ..... was on 1/2/10 - Stanley Robinson (22 pts., 16 rebs.), Connecticut (ND 70 - Connecticut 82)  
20 points and 20 rebounds ..... was on 1/31/09 - DeJuan Blair (23 pts., 22 rebs.), Pittsburgh (ND 80 - Pittsburgh 93)  
10 assists ..... was on 2/11/10 - Eugene Harvey (10), Seton Hall (ND 87 - Seton Hall 90)  
10 blocks ..... was on 1/5/08 - Hasheem Thabeet (10), Connecticut (ND 73 - Connecticut 67)\*  
10 steals ..... was on 1/29/89 - Mark Macon (11), Temple (ND 64 - Temple 60)\*

\*indicates Notre Dame home game; #school record; @Purcell Pavilion record



## The Last Time In A BIG EAST Game...

### Notre Dame Recorded a ...

30-Point win ..... was on 2/12/09 - ND 90, Louisville 57 (33 points)\*  
 40-Point win ..... never  
 50-Point win ..... never  
 30-Point loss ..... was on 1/7/99 - ND 62, Villanova 93 (31 points)

### Notre Dame Shot ...

60% on FGs ..... was on 1/6/01 - 60.8% (31-51) vs. Rutgers (ND 87 - Rutgers 80)\*  
 65% on FGs ..... was on 1/30/02 - 66.7% (34-51) vs. Pittsburgh (ND 89 - Pittsburgh 76)\*  
 90% on FTs ..... was on 1/30/10 - 90.0% (9-10) vs. Rutgers (ND 73 - Rutgers 74)

### Notre Dame ...

Won 5 BIG EAST games in a row ..... was from 2/24/10 thru 3/11/10 (6 straight)  
 Won 10 BIG EAST games in a row ..... never  
 Lost 5 BIG EAST games in a row ..... was from 1/12/09 thru 2/4/09 - (6 straight)  
 Scored 100 points ..... was on 2/21/09 (ND 103 - Providence 84)  
     - Scored 100 points on the road ..... was on 2/21/09 (ND 103 - Providence 84)  
     - Scored 100 points on the neutral site ..... never  
     - Scored 100 points and lost ..... never  
 Allowed 100 points ..... was on 1/17/07 vs. Villanova (ND 87 - Villanova 102)  
 Scored less than 50 points ..... was on 1/6/07 vs. Georgetown (ND 48 - Georgetown 66)  
 Allowed less than 50 points ..... was on 3/11/10 vs. Pittsburgh (ND 50 - Pittsburgh 45)\*  
 Played an Overtime Game ..... was on 3/6/10 (OT) at Marquette (ND 63 - Marquette 60)  
     - Played in a Multi-Overtime Game ..... was on 2/17/10 (2OT) at Louisville (ND 89 - Louisville 91)  
 Won on a "last second" shot ..... was on 2/9/03 vs. Pittsburgh (ND 66 - Pittsburgh 64 - Torin Francis layup at 00:00.6)\*  
 Had 5 double figure scorers ..... was on 2/11/10 vs. Seton Hall (ND 87 - Seton Hall 90) Tory Jackson 25, Tim Abromaitis 18, Luke Harangody 13, Tyrone Nash 13, Ben Hansbrough 10  
 Had 6 double figure scorers ..... never  
 Had 7 double figure scorers ..... never  
 Had two double-figure rebounders was on 1/23/10 vs. DePaul (ND 87 - DePaul 77) Luke Harangody 11, Tyrone Nash 10, Ben Hansbrough 10\*  
 Had two players with double-doubles ..... was on 1/23/10 vs. DePaul (ND 87 - DePaul 77) Luke Harangody (24 pts, 11 rebs), Ben Hansbrough (15 pts, 10 rebs), Tyrone Nash (13 pts, 10 rebs)\*  
 Had three players with double-doubles . was on 1/23/10 vs. DePaul (ND 87 - DePaul 77) Luke Harangody (24 pts, 11 rebs), Ben Hansbrough (15 pts, 10 rebs), Tyrone Nash (13 pts, 10 rebs)\*  
 Had four players with double-doubles...was on 2/9/02 vs. Georgetown (Notre Dame 116, Georgetown 111 - 4OT) - Matt Carroll (30 pts, 10 rebs, Ryan Humphrey (23 pts, 14 rebs), Chris Thomas (22 pts, 12 asts.), Harold Swanagan (11 pts, 10 reb.)  
 Had two 30-point scorers ..... was on 2/18/06 vs. Seton Hall (ND 102 - Seton Hall 91) - Chris Quinn - 34, Colin Falls - 32  
 Had two 20-point scorers ..... was on 2/17/10 vs. Louisville (2OT) (ND 89 - Louisville 91) Tim Abromaitis 29, Ben Hansbrough 21  
 Had three 20-point scorers ..... was on 3/8/07 vs. Syracuse (ND 89 - Syracuse 83) - Russell Carter 24, Luke Harangody 20, Colin Falls 23  
 Made 10 three-point field goals ..... was on 2/24/10 - 10-18 (.556) vs. Pittsburgh (ND 68 - Pitt 53)\*  
 Committed 10 turnovers or less ..... was on 1/4/11 - 8 turnovers vs. Connecticut (ND 73 - Connecticut 70)\*  
 Committed 5 turnovers or less ..... was on 1/23/10 - 2 turnovers vs. DePaul (ND 87 - DePaul 77)\*  
 Committed 25 turnovers ..... was on 2/8/00 - 26 turnovers vs. Villanova (ND 69 - Villanova 86)  
 Forced 25 turnovers ..... never

### An Irish player had ...

25+ points ..... was on 1/8/11 - Ben Hansbrough (26) vs. St. John's (ND 76 - St. John's 61)\*  
 30+ points ..... was on 2/4/10 - Luke Harangody (37) vs. Cincinnati (ND 83 - Cincinnati 65)\*  
 35+ points ..... was on 2/4/10 - Luke Harangody (37) vs. Cincinnati (ND 83 - Cincinnati 65)\*  
 40+ points ..... was on 2/28/08 - Luke Harangody (40) vs. Louisville (ND 85 - Louisville 90)  
 15 or more rebounds ..... was on 2/7/10 - Luke Harangody (15) vs. USF (ND 65 - USF 62)\*  
 20 rebounds ..... was on 1/8/01 - Troy Murphy (20) vs. Seton Hall (ND 76 - Seton Hall 78)  
 a "double-double" ..... was on 1/10/11 - Scott Martin (10 pts., 11 rebs.) vs. Marquette (ND 57 - Marquette 79)  
 a "triple-double" ..... never  
 20 points and 10 rebounds ..... was on 2/4/10 - Luke Harangody (37 pts., 14 rebs.) vs. Cincinnati (ND 83 - Cincinnati 65)\*  
 20 points and 10 rebounds ..... was on 3/10/10 - Luke Harangody (20 pts., 10 rebs.) vs. Seton Hall (ND 68 - Seton Hall 56)  
 10 assists ..... was on 1/18/10 - Tory Jackson (15) vs. Syracuse (ND 71 - Syracuse 84)\*  
 10 blocks ..... never  
 10 steals ..... never

### An opposing player had ...

25+ points ..... was on 2/17/10 - Samardo Samuels (36), Louisville (2OT) (ND 89 - Louisville 91)  
 30+ points ..... was on 2/17/10 - Samardo Samuels (36), Louisville (2OT) (ND 89 - Louisville 91)  
 35+ points ..... was on 2/17/10 - Samardo Samuels (36), Louisville (2OT) (ND 89 - Louisville 91)  
 40+ points ..... never  
 15 rebounds ..... was on 1/2/10 - Stanley Robinson (16), Connecticut (ND 70 - Connecticut 82)  
 20 rebounds ..... was on 1/31/09 - DeJuan Blair (22), Pittsburgh (ND 80 - Pittsburgh 93)  
 a "double-double" ..... was on 3/3/10 - Gavin Edwards (10 pts., 11 rebs.), Connecticut (ND 58 - Connecticut 50)\*  
 a "triple-double" ..... was on 2/21/06 - Marcus Williams (18 pts, 10 rebs, 13 asts), Connecticut (ND 74 - Connecticut 75 - OT)  
 20 points and 10 rebounds ..... was on 1/2/10 - Stanley Robinson (22 pts., 16 rebs.), Connecticut (ND 70 - Connecticut 82)  
 20 points and 20 rebounds ..... was on 1/31/09 - DeJuan Blair (23 pts., 22 rebs.), Pittsburgh (ND 80 - Pittsburgh 93)  
 10 assists ..... was on 2/11/10 - Eugene Harvey (10), Seton Hall (ND 87 - Seton Hall 90)  
 10 blocks ..... was on 1/5/08 - Hasheem Thabeet (10), Connecticut (ND 73 - Connecticut 67)\*  
 10 steals ..... never

Note: Notre Dame began playing as a member of the BIG EAST Conference in 1995-96.

\* indicates Notre Dame home game; @ indicates Purcell Pavilion record; # indicates school record







# 0 Eric Atkins

Freshman • 6-2 • 173  
Columbia, Md. • Mount Saint Joseph

### Career Games With:

Double Figure Points	5
20-Plus Points	N/A
30-Plus Points	N/A
10-Plus Rebounds	N/A
10-Plus Assists	N/A
Double-Double	N/A

### QUICK HITS:

- Played 20 or more minutes in 15 games this season
- Has started four games on the season
- Registered first points in an Irish uniform against Georgia Southern, posting 9 points on 4-4 shooting, including 1-1 from three-point range
- Reached double figures for the first time with the Irish, recording 10 points against Liberty
- Posted a couple more firsts against Chicago State, notching his first start with the Irish while also becoming first freshman to reach double figures in two straight games since Luke Harangody in 2006-07
- Recorded first block of career against Maine
- Scored 12 points against the Wisconsin Badgers in the championship game of Old Spice Classic
- Registered first steal of career against Indiana State
- Punched down then-career best 5 rebounds against Kentucky in 31 minutes of play
- Broke career high in rebounds against Gonzaga, bringing down 7 boards, while also matching career high in points with 12 in 34 minutes
- Scored first career points in BIG EAST play against Syracuse, hitting a three-pointer and also set a then-career high with two steals against the Orange
- Played most minutes of career (39) along with turning in his most steals (3) during his first BIG EAST start with the Irish against Connecticut
- Led team in scoring and set new career high in points against Marquette, dropping 15 points

## Season and Career Bests

<b>Points</b>	Season 15 (vs. Marquette 1/10/11) Career 15 (vs. Marquette 1/10/11)	<b>FG's</b>	Season 5 (vs. Marquette 1/10/11) Career 5 (vs. Marquette 1/10/11)
<b>Rebounds</b>	Season 7 (vs. Gonzaga 12/11/10) Career 7 (vs. Gonzaga 12/11/10)	<b>3PT FG's</b>	Season 2 (on three occasions) Career 2 (on three occasions)
<b>Assists</b>	Season 5 (on four occasions) Career 5 (on four occasions)	<b>FT's</b>	Season 5 (on two occasions) Career 5 (on two occasions)
<b>Steals</b>	Season 3 (vs. Connecticut 1/4/11) Career 3 (vs. Connecticut 1/4/11)	<b>Minutes</b>	Season 39 (on two occasions) Career 39 (on two occasions)
<b>Blocks</b>	Season 1 (vs. Maine 11/22/10) Career 1 (vs. Maine 11/22/10)		

## Game-By-Game Stats

	Start	FG-A	3P-A	FT-A	Reb	PF	TP	A	TO	BK	S	Min
Georgia Southern		4-4	1-1	0-0	3	1	9	3	2	0	0	22
Liberty		4-7	2-3	0-0	1	0	10	4	1	0	0	22
Chicago State	*	4-7	2-4	2-2	3	3	12	5	1	0	0	32
Maine		1-7	1-3	0-0	3	2	3	5	0	1	0	22
Georgia		3-6	1-2	2-2	4	1	9	1	1	0	0	38
California		1-2	0-1	2-4	0	2	4	2	1	0	0	26
Wisconsin		3-6	1-3	5-6	3	0	12	2	2	0	0	28
Indiana State		0-3	0-1	0-0	3	2	0	4	3	0	1	23
Kentucky		0-4	0-2	4-6	5	2	4	4	1	0	0	31
Gonzaga		3-9	1-4	5-10	7	2	12	3	0	0	1	34
Stony Brook		1-3	0-1	0-0	3	2	2	5	2	0	0	29
UMBC		4-8	1-3	0-0	5	0	9	4	0	0	1	22
Georgetown		0-2	0-1	0-0	1	4	0	2	1	0	0	19
Syracuse		1-5	1-3	0-0	1	2	3	2	2	0	2	16
Connecticut	*	2-6	1-2	2-5	1	2	7	5	0	0	3	39
St. John's	*	3-6	2-4	0-0	0	4	8	4	3	0	0	39
Marquette	*	5-10	1-6	4-5	0	3	15	2	0	0	1	35
St. John's												
Cincinnati												
Marquette												
Pittsburgh												
DePaul												
Rutgers												
Louisville												
USF												
West Virginia												
Providence												
Seton Hall												
Villanova												
Connecticut												

### Career Stats vs. BIG EAST

Opponent	GP-GS	Min.	FG-A	3PT-A	FT-A	Reb.	A	PF	B	S	Pts.
Cincinnati	0-0	0	0-0	0-0	0-0	0/0.0	0	0	0	0	0/0.0
Connecticut	1-1	39	2-6	1-2	2-5	1/1.0	5	2	0	3	7/7.0
DePaul	0-0	0	0-0	0-0	0-0	0/0.0	0	0	0	0	0/0.0
Georgetown	1-0	19	0-2	0-1	0-0	1/1.0	2	4	0	0	0/0.0
Louisville	0-0	0	0-0	0-0	0-0	0/0.0	0	0	0	0	0/0.0
Marquette	1-1	35	5-10	1-6	4-5	0/0.0	2	3	0	1	15/15.0
Pittsburgh	0-0	0	0-0	0-0	0-0	0/0.0	0	0	0	0	0/0.0
Providence	0-0	0	0-0	0-0	0-0	0/0.0	0	0	0	0	0/0.0
Rutgers	0-0	0	0-0	0-0	0-0	0/0.0	0	0	0	0	0/0.0
St. John's	1-1	39	3-6	2-4	0-0	0/0.0	4	4	0	0	8/8.0
Seton Hall	0-0	0	0-0	0-0	0-0	0/0.0	0	0	0	0	0/0.0
USF	0-0	0	0-0	0-0	0-0	0/0.0	0	0	0	0	0/0.0
Syracuse	1-0	16	1-5	1-3	0-0	1/1.0	2	2	0	2	3/3.0
Villanova	0-0	0	0-0	0-0	0-0	0/0.0	0	0	0	0	0/0.0
West Virginia	0-0	0	0-0	0-0	0-0	0/0.0	0	0	0	0	0/0.0


## Career Statistics

Season	GP-GS	Min	Avg	FG-A	Pct	3FG-A	Pct	FT-A	Pct	O-D-TOT	Avg	PF-FO	Ast	TO	Blk	Stl	Pts	Avg
2010-11	17-4	477	28.1	39-95	.411	15-44	.341	26-40	.650	10-33-43	2.5	32-0	57	20	1	9	119	7.0
<b>TOTAL</b>	<b>17-4</b>	<b>477</b>	<b>28.1</b>	<b>39-95</b>	<b>.411</b>	<b>15-44</b>	<b>.341</b>	<b>26-40</b>	<b>.650</b>	<b>10-33-43</b>	<b>2.5</b>	<b>32-0</b>	<b>57</b>	<b>20</b>	<b>1</b>	<b>9</b>	<b>119</b>	<b>7.0</b>

## Career BIG EAST Statistics

Season	GP-GS	Min	Avg	FG-A	Pct	3FG-A	Pct	FT-A	Pct	O-D-TOT	Avg	PF-FO	Ast	TO	Blk	Stl	Pts	Avg
2010-11	5-3	148	29.6	11-29	.379	5-16	.313	6-10	.600	1-2-3	0.6	15-0	15	6	0	6	33	6.6
<b>TOTAL</b>	<b>5-3</b>	<b>148</b>	<b>29.6</b>	<b>11-29</b>	<b>.379</b>	<b>5-16</b>	<b>.313</b>	<b>6-10</b>	<b>.600</b>	<b>1-2-3</b>	<b>0.6</b>	<b>15-0</b>	<b>15</b>	<b>6</b>	<b>0</b>	<b>6</b>	<b>33</b>	<b>6.6</b>





# 1 Tyrone Nash

Senior • 6-8 • 232

Queens, N.Y. • Lawrence Woodmere Academy & Northfield Mt. Hermon

### Career Games With:

Double Figure Points .....	22
20-Plus Points .....	N/A
30-Plus Points .....	N/A
10-Plus Rebounds .....	6
10-Plus Assists .....	N/A
Double-Double .....	4

### QUICK HITS:

- Has started in 53 contests over career for the Irish, including a string of 52 consecutive games, both leading the current roster
- Reached double-figures in eight contests on the season
- Played 30+ minutes in five contests on the year
- Set a career high in free throws, knocking down 12 against Liberty (on 15 attempts), also tying his then-career high in points with 16 against the Flames
- Posted first double-double of season against Chicago State, going for 11 points and 10 rebounds and set career high for assists with 7
- Matched career high in rebounds, pulling down 11 against Maine, en route to second straight double double (13 points, 11 rebounds)
- Set career high in points with 18 against the Georgia Bulldogs in opening round of Old Spice Classic, playing a season-best 37 minutes
- Recorded third double-double of season in BIG EAST opener against Georgetown with 15 points and 10 rebounds
- Stuffed three shots against Connecticut to tie a career high

## Season and Career Bests

<b>Points</b>	Season 18 (vs. Georgia 11/25/10)	<b>FG's</b>	Season 5 (on three occasions)
Career 18 (vs. Georgia 11/25/10)	Career 6 (vs. Loyola Marymount 12/12/09)	<b>3PT FG's</b>	Season --
<b>Rebounds</b>	Season 11 (vs. Maine 11/22/10)	Career --	<b>FT's</b>
Career 11 (on two occasions)	<b>Assists</b>	Season 12 (vs. Liberty 11/14/10)	Career 12 (vs. Liberty 11/14/10)
<b>Assists</b>	Season 7 (vs. Chicago State 11/17/10)	<b>Minutes</b>	Season 37 (vs. Georgia 11/25/10)
Career 7 (vs. Chicago State 11/17/10)	<b>Steals</b>	Career 38 (vs. St. John's 2/14/10)	
<b>Steals</b>	Season 1 (on five occasions)		
Career 3 (on three occasions)	<b>Blocks</b>		
<b>Blocks</b>	Season 3 (vs. Connecticut 1/4/11)		
Career 3 (on two occasions)			

## Game-By-Game Stats

	Start	FG-A	3P-A	FT-A	Reb	PF	TP	A	TO	BK	S	Min
Georgia Southern	*	2-3	0-0	3-4	2	2	7	1	1	0	1	22
Liberty	*	2-4	0-0	12-15	9	0	16	1	1	0	0	28
Chicago State	*	4-6	0-0	3-4	10	2	11	7	1	0	0	26
Maine	*	1-4	0-0	11-12	11	2	13	5	1	0	0	29
Georgia	*	5-11	0-0	8-12	6	1	18	2	1	1	1	37
California	*	4-11	0-0	3-6	5	4	11	3	4	1	1	33
Wisconsin	*	2-9	0-0	4-7	6	1	8	3	2	0	0	26
Indiana State	*	5-7	0-0	6-9	7	1	16	4	2	1	1	35
Kentucky	*	3-7	0-0	2-4	2	2	8	1	4	0	1	25
Gonzaga	*	1-2	0-0	1-1	1	4	3	5	1	0	1	24
Stony Brook	*	1-4	0-0	2-2	6	2	4	2	2	2	0	26
UMBC	*	1-3	0-0	5-6	7	1	7	1	0	0	0	22
Georgetown	*	5-11	0-0	5-6	10	2	15	3	2	1	0	33
Syracuse	*	2-4	0-0	1-2	6	1	5	1	1	1	0	36
Connecticut	*	3-8	0-0	5-6	7	4	11	3	1	3	0	26
St. John's	*	3-5	0-0	2-2	2	5	8	1	5	1	1	23
Marquette	*	2-5	0-0	2-4	5	4	6	5	2	0	0	26
St. John's												
Cincinnati												
Marquette												
Pittsburgh												
DePaul												
Rutgers												
Louisville												
USF												
West Virginia												
Providence												
Seton Hall												
Villanova												
Connecticut												

### Career Stats vs. BIG EAST

Opponent	GP-GS	Min.	FG-A	3PT-A	FT-A	Reb.	A	PF	B	S	Pts.
Cincinnati	2-2	39	1-2	0-0	2-5	6/3.0	2	9	0	1	4/2.0
Connecticut	5-3	103	16-36	0-0	7-14	29/5.8	8	10	3	3	39/7.8
DePaul	2-1	34	4-6	0-0	5-7	10/5.0	2	2	0	0	13/6.5
Georgetown	4-2	66	7-14	0-0	9-11	16/4.0	6	4	2	0	23/5.8
Louisville	2-1	42	2-6	0-0	0-2	10/5.0	4	6	1	1	4/2.0
Marquette	4-2	74	6-11	0-0	9-14	16/4.0	8	10	0	2	21/5.3
Pittsburgh	3-1	81	6-11	0-0	9-14	14/4.7	9	4	2	4	21/7.0
Providence	2-1	38	8-13	0-0	0-0	10/5.0	0	6	1	1	16/8.0
Rutgers	2-1	34	6-8	0-0	1-4	3/1.5	2	5	0	3	13/4.3
St. John's	4-2	88	8-15	0-0	8-11	10/2.5	8	10	3	4	24/6.0
Seton Hall	3-2	66	8-14	0-1	6-12	13/4.3	2	6	0	1	22/7.3
USF	4-2	66	7-16	0-0	10-12	18/4.5	3	9	3	2	24/6.0
Syracuse	4-2	57	2-7	0-0	2-4	8/2.0	1	5	1	1	6/1.5
Villanova	2-2	48	5-8	0-0	6-13	17/8.5	3	8	0	1	16/8.0
West Virginia	4-2	86	7-11	0-0	5-11	18/4.5	4	11	1	0	19/4.8


## Career Statistics

Season	GP-GS	Min	Avg	FG-A	Pct	3FG-A	Pct	FT-A	Pct	O-D-TOT	Avg	PF-FO	Ast	TO	Blk	Stl	Pts	Avg
2007-08	15-0	59	3.9	6-13	.462	0-1	.000	3-11	.273	8-12-20	1.3	6-0	5	3	1	2	15	1.0
2008-09	34-1	384	11.3	37-73	.507	0-0	.000	27-50	.540	51-70-121	3.6	52-2	23	13	6	15	101	3.0
2009-10	35-35	923	26.4	96-177	.542	0-0	.000	80-133	.602	79-104-183	5.2	101-3	59	48	16	24	272	7.8
2010-11	17-17	477	28.1	46-104	.442	0-0	.000	75-102	.735	43-59-102	6.0	38-1	48	31	11	7	167	9.8
<b>TOTAL</b>	<b>101-53</b>	<b>1843</b>	<b>18.2</b>	<b>185-367</b>	<b>.504</b>	<b>0-1</b>	<b>.000</b>	<b>185-296</b>	<b>.625</b>	<b>181-245-426</b>	<b>4.2</b>	<b>197-6</b>	<b>135</b>	<b>95</b>	<b>34</b>	<b>48</b>	<b>555</b>	<b>5.5</b>

## Career BIG EAST Statistics

Season	GP-GS	Min	Avg	FG-A	Pct	3FG-A	Pct	FT-A	Pct	O-D-TOT	Avg	PF-FO	Ast	TO	Blk	Stl	Pts	Avg
2007-08	6-0	9	1.5	1-2	.500	0-1	.000	2-4	.500	1-1-2	0.3	0-0	0	0	0	0	4	0.7
2008-09	16-1	148	9.3	17-30	.567	0-0	.000	5-18	.278	21-26-47	2.9	25-1	7	2	2	6	39	2.4
2009-10	18-18	508	28.2	52-100	.520	0-0	.000	52-77	.675	45-55-100	5.6	59-3	33	21	8	14	156	8.7
2010-11	5-5	144	28.8	15-33	.455	0-0	.000	15-20	.750	16-14-30	6.0	16-1	13	11	6	1	45	9.0
<b>TOTAL</b>	<b>45-24</b>	<b>809</b>	<b>18.0</b>	<b>85-165</b>	<b>.515</b>	<b>0-1</b>	<b>.000</b>	<b>74-119</b>	<b>.622</b>	<b>83-96-179</b>	<b>4.0</b>	<b>100-5</b>	<b>53</b>	<b>34</b>	<b>16</b>	<b>21</b>	<b>244</b>	<b>5.4</b>





# 5 Tom Kopko | Senior • 6-2 • 187 Chicago, Ill. • St. Laurence

### Career Games With:

Double Figure Points.....	N/A
20-Plus Points.....	N/A
30-Plus Points.....	N/A
10-Plus Rebounds.....	N/A
10-Plus Assists.....	N/A
Double-Double.....	N/A

### QUICK HITS:

- Played in six contests on the season (Georgia Southern, Liberty, Chicago State, Maine, Stony Brook, UMBC)
- Matched most career minutes against Chicago State, playing 5 minutes
- Posted first points of the season against Maine, connecting on a three pointer
- Recorded first assist of season against Stony Brook, matching career high
- Made it back-to-back games with an assist against UMBC

## Season and Career Bests

<b>Points</b>	Season 3 (vs. Maine 11/22/10)	<b>FG's</b>	Season 1 (vs. Maine 11/22/10)
Career 5 (vs. Northern Illinois 12/8/07)	Career 2 (vs. Northern Illinois 12/8/07)	<b>3PT FG's</b>	Season 1 (vs. Maine 11/22/10)
<b>Rebounds</b>	Season 1 (on two occasions)	Career 1 (on three occasions)	<b>FT's</b>
Career 2 (vs. Monmouth 11/16/07)	Career 1 (on four occasions)	Season --	Career 1 (vs. Savannah State 12/22/08)
<b>Assists</b>	Season 1 (on two occasions)	<b>Minutes</b>	Season 5 (vs. Chicago State 11/17/10)
Career 1 (vs. USC Upstate 11/16/08)	Career --	Career 5 (on two occasions)	
<b>Steals</b>	Season --		
Career 1 (vs. USC Upstate 11/16/08)			
<b>Blocks</b>	Season --		
Career --			

## Game-By-Game Stats

	Start	FG-A	3P-A	FT-A	Reb	PF	TP	A	BK	S	Min
Georgia Southern	0-2	0-1	0-0	0-0	1	0	0	0	0	0	3
Liberty	0-0	0-0	0-0	0-0	0	0	0	0	0	0	1
Chicago State	0-2	0-1	0-0	0-0	1	0	0	0	0	0	5
Maine	1-1	1-1	0-0	0-0	0	0	3	0	0	0	3
Georgia											DNP
California											DNP
Wisconsin											DNP
Indiana State											DNP
Kentucky											DNP
Gonzaga											DNP
Stony Brook		0-0	0-0	0-0	0	0	0	1	0	0	2
UMBC		0-1	0-1	0-0	0	0	0	1	0	0	3
Georgetown											DNP
Syracuse											DNP
Connecticut											DNP
St. John's											DNP
Marquette											DNP
St. John's											
Cincinnati											
Marquette											
Pittsburgh											
DePaul											
Rutgers											
Louisville											
USF											
West Virginia											
Providence											
Seton Hall											
Villanova											
Connecticut											

### Career Stats vs. BIG EAST

Opponent	GP-GS	Min.	FG-A	3PT-A	FT-A	Reb.	A	PF	B	S	Pts.
Cincinnati	0-0	0	0-0	0-0	0-0	0/0.0	0	0	0	0	0/0.0
Connecticut	0-0	0	0-0	0-0	0-0	0/0.0	0	0	0	0	0/0.0
DePaul	0-0	0	0-0	0-0	0-0	0/0.0	0	0	0	0	0/0.0
Georgetown	0-0	0	0-0	0-0	0-0	0/0.0	0	0	0	0	0/0.0
Louisville	0-0	0	0-0	0-0	0-0	0/0.0	0	0	0	0	0/0.0
Marquette	0-0	0	0-0	0-0	0-0	0/0.0	0	0	0	0	0/0.0
Pittsburgh	0-0	0	0-0	0-0	0-0	0/0.0	0	0	0	0	0/0.0
Providence	0-0	0	0-0	0-0	0-0	0/0.0	0	0	0	0	0/0.0
Rutgers	0-0	0	0-0	0-0	0-0	0/0.0	0	0	0	0	0/0.0
St. John's	0-0	0	0-0	0-0	0-0	0/0.0	0	0	0	0	0/0.0
Seton Hall	1-0	1	0-0	0-0	0-0	0/0.0	0	0	0	0	0/0.0
South Florida	0-0	0	0-0	0-0	0-0	0/0.0	0	0	0	0	0/0.0
Syracuse	0-0	0	0-0	0-0	0-0	0/0.0	0	0	0	0	0/0.0
Villanova	0-0	0	0-0	0-0	0-0	0/0.0	0	0	0	0	0/0.0
West Virginia	0-0	0	0-0	0-0	0-0	0/0.0	0	0	0	0	0/0.0

## Career Statistics

Season	GP-GS	Min	Avg	FG-A	Pct	3FG-A	Pct	FT-A	Pct	O-D-TOT	Avg	PF-FO	Ast	TO	Blk	Stl	Pts	Avg
2007-08	5-0	11	2.2	2-4	.500	1-3	.333	0-1	.000	1-1-2	0.4	1-0	0	0	0	0	5	1.0
2008-09	6-0	12	2.0	3-7	.429	0-3	.000	1-2	.500	0-0-0	0.0	0-0	3	1	0	2	7	1.2
2009-10	8-0	13	1.6	3-6	.500	2-4	.500	0-0	.000	0-0-0	0.0	2-0	0	1	0	0	8	1.0
2010-11	6-0	17	2.8	1-6	.167	1-4	.250	0-0	.000	2-0-2	0.3	0-0	2	0	0	0	3	0.5
<b>TOTAL</b>	<b>25-0</b>	<b>53</b>	<b>2.1</b>	<b>9-23</b>	<b>.391</b>	<b>4-14</b>	<b>.286</b>	<b>1-3</b>	<b>.333</b>	<b>3-1-4</b>	<b>0.2</b>	<b>3-0</b>	<b>5</b>	<b>2</b>	<b>0</b>	<b>2</b>	<b>23</b>	<b>0.9</b>

## Career BIG EAST Statistics

Season	GP-GS	Min	Avg	FG-A	Pct	3FG-A	Pct	FT-A	Pct	O-D-TOT	Avg	PF-FO	Ast	TO	Blk	Stl	Pts	Avg
2007-08	1-0	0	0.0	0-0	.000	0-0	.000	0-0	.000	0-0-0	0.0	0-0	0	0	0	0	0	0.0
2008-09																		
2009-10																		
2010-11																		
<b>TOTAL</b>	<b>1-0</b>	<b>0</b>	<b>0.0</b>	<b>0-0</b>	<b>.000</b>	<b>0-0</b>	<b>.000</b>	<b>0-0</b>	<b>.000</b>	<b>0-0-0</b>	<b>0.0</b>	<b>0-0</b>	<b>0</b>	<b>0</b>	<b>0</b>	<b>0</b>	<b>0</b>	<b>0.0</b>







# 12 Alex Dragicevich | Freshman • 6-8 • 215 Northbrook, Ill. • Glenbrook North

### Career Games With:

Double Figure Points.....	N/A
20-Plus Points.....	N/A
30-Plus Points.....	N/A
10-Plus Rebounds.....	N/A
10-Plus Assists.....	N/A
Double-Double.....	N/A

### QUICK HITS:

- Played in seven games on the season
- Scored first points with the Irish against Georgia Southern, recording 9 points on 2-5 shooting, including a perfect 4-4 from the free throw line
- Also grabbed first rebounds of career against Georgia Southern, pulling down 3 boards in the contest
- Dished out first assist of Irish career against UMBC in a personal-best 11 minutes of play
- Scored first BIG EAST points of career against Marquette, going 1-1 for 2 points in four minutes of play

## Season and Career Bests

<b>Points</b>		<b>FG's</b>	
Season	9 (vs. Georgia Southern 11/12/10)	Season	2 (vs. Georgia Southern 11/12/10)
Career	9 (vs. Georgia Southern 11/12/10)	Career	2 (vs. Georgia Southern 11/12/10)
<b>Rebounds</b>		<b>3PT FG's</b>	
Season	3 (vs. Georgia Southern 11/12/10)	Season	1 (vs. Georgia Southern 11/12/10)
Career	3 (vs. Georgia Southern 11/12/10)	Career	1 (vs. Georgia Southern 11/12/10)
<b>Assists</b>		<b>FT's</b>	
Season	1 (on two occasions)	Season	4 (vs. Georgia Southern 11/12/10)
Career	1 (on two occasions)	Career	4 (vs. Georgia Southern 11/12/10)
<b>Steals</b>		<b>Minutes</b>	
Season	--	Season	11 (vs. UMBC 12/22/10)
Career	--	Career	11 (vs. UMBC 12/22/10)
<b>Blocks</b>			
Season	--		
Career	--		

## Game-By-Game Stats

	Start	FG-A	3P-A	FT-A	Reb	PF	TP	A	TO	BK	S	Min
Georgia Southern		2-5	1-2	4-4	3	1	9	0	0	0	0	10
Liberty		0-0	0-0	0-0	0	0	0	0	0	0	0	1
Chicago State		1-2	0-0	2-2	1	0	4	0	0	0	0	7
Maine		0-0	0-0	0-0	1	0	0	0	0	0	0	4
Georgia												DNP
California												DNP
Wisconsin												DNP
Indiana State												DNP
Kentucky												DNP
Gonzaga												DNP
Stony Brook		0-0	0-0	0-0	0	0	0	0	0	0	0	4
UMBC		0-3	0-2	1-2	2	0	1	1	0	0	0	11
Georgetown												DNP
Syracuse												DNP
Connecticut												DNP
St. John's												DNP
Marquette		1-1	0-0	0-0	0	0	2	1	0	0	0	4
St. John's												
Cincinnati												
Marquette												
Pittsburgh												
DePaul												
Rutgers												
Louisville												
USF												
West Virginia												
Providence												
Seton Hall												
Villanova												
Connecticut												

### Career Stats vs. BIG EAST

Opponent	GP-GS	Min.	FG-A	3PT-A	FT-A	Reb.	A	PF	B	S	Pts.
Cincinnati	0-0	0	0-0	0-0	0-0	0/0.0	0	0	0	0	0/0.0
Connecticut	0-0	0	0-0	0-0	0-0	0/0.0	0	0	0	0	0/0.0
DePaul	0-0	0	0-0	0-0	0-0	0/0.0	0	0	0	0	0/0.0
Georgetown	0-0	0	0-0	0-0	0-0	0/0.0	0	0	0	0	0/0.0
Louisville	0-0	0	0-0	0-0	0-0	0/0.0	0	0	0	0	0/0.0
Marquette	1-0	4	1-1	0-0	0-0	0/0.0	1	0	0	0	2/2.0
Pittsburgh	0-0	0	0-0	0-0	0-0	0/0.0	0	0	0	0	0/0.0
Providence	0-0	0	0-0	0-0	0-0	0/0.0	0	0	0	0	0/0.0
Rutgers	0-0	0	0-0	0-0	0-0	0/0.0	0	0	0	0	0/0.0
St. John's	0-0	0	0-0	0-0	0-0	0/0.0	0	0	0	0	0/0.0
Seton Hall	0-0	0	0-0	0-0	0-0	0/0.0	0	0	0	0	0/0.0
USF	0-0	0	0-0	0-0	0-0	0/0.0	0	0	0	0	0/0.0
Syracuse	0-0	0	0-0	0-0	0-0	0/0.0	0	0	0	0	0/0.0
Villanova	0-0	0	0-0	0-0	0-0	0/0.0	0	0	0	0	0/0.0
West Virginia	0-0	0	0-0	0-0	0-0	0/0.0	0	0	0	0	0/0.0


## Career Statistics

Season	GP-GS	Min	Avg	FG-A	Pct	3FG-A	Pct	FT-A	Pct	O-D-TOT	Avg	PF-FO	Ast	TO	Blk	Stl	Pts	Avg
2010-11	7-0	41	5.9	4-11	.364	1-4	.250	7-8	.875	3-4-7	1.0	1-0	2	0	0	0	16	2.3
<b>TOTAL</b>	<b>7-0</b>	<b>41</b>	<b>5.9</b>	<b>4-11</b>	<b>.364</b>	<b>1-4</b>	<b>.250</b>	<b>7-8</b>	<b>.875</b>	<b>3-4-7</b>	<b>1.0</b>	<b>1-0</b>	<b>2</b>	<b>0</b>	<b>0</b>	<b>0</b>	<b>16</b>	<b>2.3</b>

## Career BIG EAST Statistics

Season	GP-GS	Min	Avg	FG-A	Pct	3FG-A	Pct	FT-A	Pct	O-D-TOT	Avg	PF-FO	Ast	TO	Blk	Stl	Pts	Avg
2010-11	1-0	4	4.0	1-1	1.000	0-0	.000	0-0	.000	0-0-0	0.0	0-0	1	0	0	0	2	2.0
<b>TOTAL</b>	<b>1-0</b>	<b>4</b>	<b>4.0</b>	<b>1-1</b>	<b>1.000</b>	<b>0-0</b>	<b>.000</b>	<b>0-0</b>	<b>.000</b>	<b>0-0-0</b>	<b>0.0</b>	<b>0-0</b>	<b>1</b>	<b>0</b>	<b>0</b>	<b>0</b>	<b>2</b>	<b>2.0</b>





# 14 Scott Martin | Senior • 6-8 • 219 Valparaiso, Ind. • Valparaiso

### Career Games With:

Double Figure Points .....22 (9 with ND)  
 20-Plus Points..... N/A  
 30-Plus Points..... N/A  
 10-Plus Rebounds.....1 (1 with ND)  
 10-Plus Assists ..... N/A  
 Double-Double .....1 (1 with ND)

### QUICK HITS:

- Took to the court for first time since '07-08 season against Georgia Southern, scoring 7 points along with 5 rebounds in 22 minutes of play
- Missed contest against Chicago State due to back spasms
- Returned to starting lineup against Maine, recording first game in double figures with the Irish after scoring 15 points
- Reached double figures for second time on season, scoring 11 points against California in Old Spice Classic second round matchup
- Connected on career-high seven field goals (7-12) against Indiana State en route to a 15-point performance
- Played most minutes of career against Gonzaga, logging 35 minutes of action
- Competed in first BIG EAST game with Irish against Georgetown, scoring 11 points in 30 minutes of play
- Dished out a career best 6 assists against Syracuse in the the first road test of the BIG EAST schedule for the Irish
- Pulled down season-best 8 rebounds in win over St. John's (Jan. 8)
- Pulled down career high 11 rebounds against Marquette (Jan. 10), en route to first career double-double (10 pts. 11 rebs.)

## Season and Career Bests

<b>Points</b>	Season 15 (on three occasions) Career 17 (vs. Missouri St. 12/23/07)	<b>FG's</b>	Season 7 (vs. Indiana State 11/30/10) Career 7 (vs. Indiana State 11/30/10)
<b>Rebounds</b>	Season 11 (vs. Marquette 1/10/11) Career 11 (vs. Marquette 1/10/11)	<b>3PT FG's</b>	Season 3 (vs. UMBC 12/22/10) Career 3 (vs. UMBC 12/22/10)
<b>Assists</b>	Season 6 (vs. Syracuse 1/1/11) Career 6 (vs. Syracuse 1/1/11)	<b>FT's</b>	Season 7 (vs. California 11/26/10) Career 8 (vs. Florida International 12/29/07)
<b>Steals</b>	Season 2 (vs. Stony Brook 12/19/10) Career 4 (vs. Clemson 11/27/07)	<b>Minutes</b>	Season 36 (vs. Marquette 1/10/11) Career 36 (vs. Marquette 1/10/11)
<b>Blocks</b>	Season 1 (on four occasions) Career 3 (on two occasions)		

## Game-By-Game Stats

	Start	FG-A	3P-A	FT-A	Reb	PF	TP	A	TO	BK	S	Min
Georgia Southern	*	2-7	0-3	3-3	5	4	7	2	2	0	0	22
Liberty	*	2-9	1-5	1-4	3	0	6	3	2	1	1	29
Chicago State		DNP - Injured										
Maine	*	6-8	2-3	1-2	5	2	15	3	2	0	0	28
Georgia	*	2-3	0-1	2-4	2	1	6	0	2	0	0	26
California	*	2-8	0-3	7-8	6	1	11	1	0	1	0	26
Wisconsin	*	1-4	0-0	4-5	7	0	6	1	0	0	0	27
Indiana State	*	7-12	1-4	0-1	5	2	15	2	1	0	0	29
Kentucky	*	3-8	1-4	0-0	5	4	7	1	0	0	0	27
Gonzaga	*	3-6	2-3	1-2	3	4	9	2	3	0	0	35
Stony Brook	*	4-6	1-1	0-0	6	1	9	3	0	0	2	21
UMBC	*	6-10	3-5	0-0	3	1	15	0	1	0	0	21
Georgetown	*	5-9	1-1	0-4	3	1	11	1	1	0	1	30
Syracuse	*	3-9	0-2	4-4	7	2	10	6	5	1	1	34
Connecticut	*	4-12	2-6	3-4	3	4	13	2	2	1	0	31
St. John's	*	5-11	0-4	2-3	8	1	12	3	0	0	0	35
Marquette	*	4-15	1-6	1-2	11	4	10	1	3	0	0	36
St. John's												
Cincinnati												
Marquette												
Pittsburgh												
DePaul												
Rutgers												
Louisville												
USF												
West Virginia												
Providence												
Seton Hall												
Villanova												
Connecticut												

### Career Stats vs. BIG EAST

Opponent	GP-GS	Min.	FG-A	3PT-A	FT-A	Reb.	A	PF	B	S	Pts.
Cincinnati	0-0	0	0-0	0-0	0-0	0/0.0	0	0	0	0	0/0.0
Connecticut	1-1	31	4-12	2-6	3-4	3/3.0	2	4	1	0	13/13.0
DePaul	0-0	0	0-0	0-0	0-0	0/0.0	0	0	0	0	0/0.0
Georgetown	1-1	30	5-9	1-1	0-4	3/3.0	1	1	0	1	11/11.0
Louisville	1-1	22	3-6	0-1	5-8	3/3.0	0	4	0	1	11/11.0
Marquette	1-1	36	4-15	1-6	1-2	11/11.0	1	4	0	0	10/10.0
Pittsburgh	0-0	0	0-0	0-0	0-0	0/0.0	0	0	0	0	0/0.0
Providence	0-0	0	0-0	0-0	0-0	0/0.0	0	0	0	0	0/0.0
Rutgers	0-0	0	0-0	0-0	0-0	0/0.0	0	0	0	0	0/0.0
St. John's	1-1	35	5-11	0-4	2-3	8/8.0	3	1	0	0	12/12.0
Seton Hall	0-0	0	0-0	0-0	0-0	0/0.0	0	0	0	0	0/0.0
USF	0-0	0	0-0	0-0	0-0	0/0.0	0	0	0	0	0/0.0
Syracuse	1-1	34	3-9	0-2	4-4	7/7.0	6	2	1	1	10/10.0
Villanova	0-0	0	0-0	0-0	0-0	0/0.0	0	0	0	0	0/0.0
West Virginia	0-0	0	0-0	0-0	0-0	0/0.0	0	0	0	0	0/0.0

## Career Statistics

Season	GP-GS	Min	Avg	FG-A	Pct	3FG-A	Pct	FT-A	Pct	O-D-TOT	Avg	PF-FO	Ast	TO	Blk	Stl	Pts	Avg
2007-08	32-8	700	21.9	84-225	.373	26-83	.313	78-112	.696	42-79-121	3.8	78-3	44	48	21	31	272	8.5
2008-09	Sat Out Due To NCAA Transfer Rules																	
2009-10	Did Not Play Due To Injury																	
2010-11	16-16	457	28.6	59-137	.431	15-51	.294	29-46	.630	19-63-82	5.1	32-0	31	24	4	5	162	10.1
<b>TOTAL</b>	<b>48-24</b>	<b>1157</b>	<b>24.1</b>	<b>143-362</b>	<b>.395</b>	<b>41-134</b>	<b>.306</b>	<b>107-158</b>	<b>.677</b>	<b>61-142-203</b>	<b>4.2</b>	<b>110-3</b>	<b>75</b>	<b>72</b>	<b>25</b>	<b>36</b>	<b>434</b>	<b>9.0</b>

## Career BIG EAST Statistics

Season	GP-GS	Min	Avg	FG-A	Pct	3FG-A	Pct	FT-A	Pct	O-D-TOT	Avg	PF-FO	Ast	TO	Blk	Stl	Pts	Avg
2008-09	Sat Out Due To NCAA Transfer Rules																	
2009-10	Did Not Play Due To Injury																	
2010-11	5-5	166	33.2	21-56	.375	4-19	.211	10-17	.588	6-26-32	6.4	12-0	13	11	2	2	56	11.2
<b>TOTAL</b>	<b>5-5</b>	<b>166</b>	<b>33.2</b>	<b>21-56</b>	<b>.375</b>	<b>4-19</b>	<b>.211</b>	<b>10-17</b>	<b>.588</b>	<b>6-26-32</b>	<b>6.4</b>	<b>12-0</b>	<b>13</b>	<b>11</b>	<b>2</b>	<b>2</b>	<b>56</b>	<b>11.2</b>





# 21 Tim Abromaitis | Graduate Student • 6-8 • 235 Unionville, Conn. • Farmington

### Career Games With:

Double Figure Points.....	43
20-Plus Points.....	16
30-Plus Points.....	2
10-Plus Rebounds.....	4
10-Plus Assists.....	N/A
Double-Double.....	3

### QUICK HITS:

- Has started 43 of the last 44 contests for the Irish
- Reached double-figure points 15 times this season
- Eclipsed 20 points in a game seven times this season
- Posted 30+ minutes of action in 14 games this season
- Posted first double-double of the season against Chicago State, notching 21 points along with 10 rebounds
- Set career high in assists against Chicago State, dishing out 7 assists
- Had best scoring game of young season, posting 26 points (8-9 FG's, 4-5 3FG's) against Maine
- Named Old Spice Classic tournament MVP along with All-Tournament team member, averaging 14.0 PPG, including a 25-point outburst against Georgia in a career best 46 minutes of play
- Recorded a career best in rebounds, pulling down 11 boards against California in second round of Old Spice Classic
- Selected to the BIG EAST Weekly Honor Roll (Nov. 29 and Dec. 27)
- Posted third double-double of career and second of the season with his 21-point, 11-rebound performance against UMBC
- Tied career-best with five three pointers (5-7) in BIG EAST opener against Georgetown, finishing with a team-best 20 points

## Season and Career Bests

<b>Points</b>	Season 26 (vs. Maine 11/22/10) Career 31 (vs. UCF 12/6/09)	<b>FG's</b>	Season 8 (vs. Maine 11/22/10) Career 11 (vs. Louisville 2/17/10)
<b>Rebounds</b>	Season 11 (on two occasions) Career 11 (on two occasions)	<b>3PT FG's</b>	Season 5 (vs. Georgetown 12/29/10) Career 5 (on four occasions)
<b>Assists</b>	Season 7 (vs. Chicago State 11/17/10) Career 7 (vs. Chicago State 11/17/10)	<b>FT's</b>	Season 9 (vs. Georgia 11/25/10) Career 12 (vs. Seton Hall 2/11/10)
<b>Steals</b>	Season 2 (on three occasions) Career 2 (on five occasions)	<b>Minutes</b>	Season 46 (vs. Georgia 11/25/10) Career 46 (vs. Georgia 11/25/10)
<b>Blocks</b>	Season 2 (on two occasions) Career 2 (on three occasions)		

## Game-By-Game Stats

	Start	FG-A	3P-A	FT-A	Reb	PF	TP	A	TO	BK	S	Min
Georgia Southern	*	2-13	1-7	5-6	5	1	10	3	1	0	0	22
Liberty	*	4-12	2-9	3-4	7	2	13	0	2	1	2	34
Chicago State	*	6-15	1-8	8-9	10	0	21	7	0	1	1	30
Maine	*	8-9	4-5	6-6	3	2	26	3	0	0	1	27
Georgia	*	6-11	4-5	9-12	6	4	25	0	2	0	1	46
California	*	2-10	0-4	3-5	11	1	7	2	1	2	0	37
Wisconsin	*	3-11	0-2	4-4	9	2	10	0	2	0	0	36
Indiana State	*	4-11	3-7	2-2	4	3	13	3	1	0	1	33
Kentucky	*	1-7	0-4	2-2	8	1	4	2	1	1	0	31
Gonzaga	*	7-13	4-6	3-3	8	1	21	4	1	0	0	39
Stony Brook	*	8-13	2-5	4-5	8	0	22	3	2	2	1	31
UMBC	*	7-12	3-7	4-5	11	0	21	2	3	2	2	26
Georgetown	*	6-12	5-7	3-3	4	1	20	1	3	0	1	39
Syracuse	*	6-15	3-6	0-1	7	3	15	2	4	0	1	38
Connecticut	*	6-9	3-5	4-10	7	2	19	1	3	1	2	39
St. John's	*	4-9	2-5	2-2	9	3	12	4	2	0	1	39
Marquette	*	4-8	1-3	1-1	4	4	10	0	3	0	1	33
St. John's												
Cincinnati												
Marquette												
Pittsburgh												
DePaul												
Rutgers												
Louisville												
USF												
West Virginia												
Providence												
Seton Hall												
Villanova												
Connecticut												

### Career Stats vs. BIG EAST

Opponent	GP-GS	Min.	FG-A	3PT-A	FT-A	Reb.	A	PF	B	S	Pts.
Cincinnati	2-2	66	11-20	4-5	12-15	11/5.5	4	6	1	3	38/19.0
Connecticut	3-2	109	13-30	5-14	6-12	15/5.0	3	6	1	4	37/12.3
DePaul	1-1	33	9-16	5-9	7-8	6/6.0	3	0	0	1	30/30.0
Georgetown	3-2	75	13-31	6-16	9-9	8/2.7	4	3	2	2	41/13.7
Louisville	1-1	45	11-18	2-4	5-6	5/5.0	0	4	1	0	29/29.0
Marquette	3-2	77	10-26	2-12	8-9	13/4.3	4	4	0	1	30/10.0
Pittsburgh	2-2	73	7-15	3-6	7-8	7/3.5	1	2	2	0	24/12.0
Providence	1-1	30	8-14	5-8	1-2	7/7.0	1	2	0	0	22/22.0
Rutgers	1-1	39	6-13	3-7	2-2	10/10.0	2	4	0	0	17/17.0
St. John's	2-2	78	11-20	6-11	8-10	15/7.5	5	4	0	2	36/18.0
Seton Hall	3-2	66	5-13	3-7	14-14	14/4.7	2	5	0	0	27/9.0
USF	2-2	63	7-16	3-8	1-1	8/4.0	5	3	0	1	18/9.0
Syracuse	2-2	76	16-32	8-17	1-3	9/4.5	5	7	1	1	41/20.5
Villanova	1-1	37	3-13	2-8	8-10	5/5.0	2	3	0	0	16/16.0
West Virginia	2-2	64	6-14	3-7	9-11	11/5.5	2	6	0	2	24/12.0

## Career Statistics

Season	GP-GS	Min	Avg	FG-A	Pct	3FG-A	Pct	FT-A	Pct	O-D-TOT	Avg	PF-FO	Ast	TO	Blk	Stl	Pts	Avg
2007-08	12-0	40	3.3	6-21	.286	1-8	.125	7-7	1.000	5-7-12	1.0	5-0	3	4	1	1	20	1.7
2008-09										Did Not Play								
2009-10	35-26	1104	31.5	183-370	.495	81-189	.429	117-134	.873	43-123-166	4.7	76-1	52	42	11	17	564	16.1
2010-11	17-17	580	34.1	84-190	.442	38-95	.400	63-80	.788	24-97-121	7.1	30-0	37	31	10	15	269	15.8
<b>TOTAL</b>	<b>64-43</b>	<b>1724</b>	<b>26.9</b>	<b>273-581</b>	<b>.470</b>	<b>120-292</b>	<b>.411</b>	<b>187-221</b>	<b>.846</b>	<b>72-227-299</b>	<b>4.7</b>	<b>111-1</b>	<b>92</b>	<b>77</b>	<b>22</b>	<b>33</b>	<b>853</b>	<b>13.3</b>

## Career BIG EAST Statistics

Season	GP-GS	Min	Avg	FG-A	Pct	3FG-A	Pct	FT-A	Pct	O-D-TOT	Avg	PF-FO	Ast	TO	Blk	Stl	Pts	Avg
2007-08	3-0	5	1.7	1-2	.500	0-1	.000	2-2	1.000	0-0-0	0.0	1-0	1	1	0	0	4	1.3
2008-09										Did Not Play								
2009-10	18-17	647	35.9	102-217	.470	45-109	.413	78-90	.867	28-74-102	5.7	37-1	34	25	6	9	327	18.2
2010-11	5-5	188	37.6	26-53	.491	14-26	.538	10-17	.588	6-25-31	6.2	13-0	8	15	1	6	76	15.2
<b>TOTAL</b>	<b>26-22</b>	<b>840</b>	<b>32.3</b>	<b>129-272</b>	<b>.474</b>	<b>59-136</b>	<b>.434</b>	<b>90-109</b>	<b>.826</b>	<b>34-99-133</b>	<b>5.1</b>	<b>51-1</b>	<b>43</b>	<b>41</b>	<b>7</b>	<b>15</b>	<b>407</b>	<b>15.7</b>







# 22 Jerian Grant | Freshman • 6-5 • 185 Bowie, Md. • DeMatha

### Career Games With:

Double Figure Points.....	N/A
20-Plus Points.....	N/A
30-Plus Points.....	N/A
10-Plus Rebounds.....	N/A
10-Plus Assists.....	N/A
Double-Double.....	N/A

### QUICK HITS:

- Has not played during the 2010-11 season
- Missed first four game of the season while recovering from injury

## Season and Career Bests

<b>Points</b>		<b>FG's</b>	
Season	--	Season	--
Career	--	Career	--
<b>Rebounds</b>		<b>3PT FG's</b>	
Season	--	Season	--
Career	--	Career	--
<b>Assists</b>		<b>FT's</b>	
Season	--	Season	--
Career	--	Career	--
<b>Steals</b>		<b>Minutes</b>	
Season	--	Season	--
Career	--	Career	--
<b>Blocks</b>			
Season	--		
Career	--		

## Game-By-Game Stats

	Start	FG-A	3P-A	FT-A	Reb	PF	TP	A	TO	BK	S	Min
Georgia Southern												DNP - Injured
Liberty												DNP - Injured
Chicago State												DNP - Injured
Maine												DNP - Injured
Georgia												DNP
California												DNP
Wisconsin												DNP
Indiana State												DNP
Kentucky												DNP
Gonzaga												DNP
Stony Brook												DNP
UMBC												DNP
Georgetown												DNP
Syracuse												DNP
Connecticut												DNP
St. John's												DNP
Marquette												
St. John's												
Cincinnati												
Marquette												
Pittsburgh												
DePaul												
Rutgers												
Louisville												
USF												
West Virginia												
Providence												
Seton Hall												
Villanova												
Connecticut												

### Career Stats vs. BIG EAST

Opponent	GP-GS	Min.	FG-A	3PT-A	FT-A	Reb.	A	PF	B	S	Pts.
Cincinnati	0-0	0	0-0	0-0	0-0	0/0.0	0	0	0	0	0/0.0
Connecticut	0-0	0	0-0	0-0	0-0	0/0.0	0	0	0	0	0/0.0
DePaul	0-0	0	0-0	0-0	0-0	0/0.0	0	0	0	0	0/0.0
Georgetown	0-0	0	0-0	0-0	0-0	0/0.0	0	0	0	0	0/0.0
Louisville	0-0	0	0-0	0-0	0-0	0/0.0	0	0	0	0	0/0.0
Marquette	0-0	0	0-0	0-0	0-0	0/0.0	0	0	0	0	0/0.0
Pittsburgh	0-0	0	0-0	0-0	0-0	0/0.0	0	0	0	0	0/0.0
Providence	0-0	0	0-0	0-0	0-0	0/0.0	0	0	0	0	0/0.0
Rutgers	0-0	0	0-0	0-0	0-0	0/0.0	0	0	0	0	0/0.0
St. John's	0-0	0	0-0	0-0	0-0	0/0.0	0	0	0	0	0/0.0
Seton Hall	0-0	0	0-0	0-0	0-0	0/0.0	0	0	0	0	0/0.0
USF	0-0	0	0-0	0-0	0-0	0/0.0	0	0	0	0	0/0.0
Syracuse	0-0	0	0-0	0-0	0-0	0/0.0	0	0	0	0	0/0.0
Villanova	0-0	0	0-0	0-0	0-0	0/0.0	0	0	0	0	0/0.0
West Virginia	0-0	0	0-0	0-0	0-0	0/0.0	0	0	0	0	0/0.0

## Career Statistics

Season	GP-GS	Min	Avg	FG-A	Pct	3FG-A	Pct	FT-A	Pct	O-D-TOT	Avg	PF-FO	Ast	TO	Blk	Stl	Pts	Avg	
2010-11																			Has Not Played
<b>TOTAL</b>																			Has Not Played

## Career BIG EAST Statistics

Season	GP-GS	Min	Avg	FG-A	Pct	3FG-A	Pct	FT-A	Pct	O-D-TOT	Avg	PF-FO	Ast	TO	Blk	Stl	Pts	Avg	
2010-11																			Has Not Played
<b>TOTAL</b>																			Has Not Played





# 23 Ben Hansbrough | Senior • 6-3 • 203 Poplar Bluff, Mo. • Poplar Bluff

### Career Games With:

Double Figure Points .....64 (38 at ND)  
 20-Plus Points.....13 (9 at ND)  
 30-Plus Points.....N/A  
 10-Plus Rebounds.....1 (1 at ND)  
 10-Plus Assists .....2 (2 at ND)  
 Double-Double .....2 (2 at ND)

### QUICK HITS:

- Has started all 52 contests since putting on an Irish uniform
- Recorded his eighth career 20-point game in the season-opener against Georgia Southern
- Has reached double figures in points in 15 contests this season, including six times reaching the 20-point mark
- Has led the team in scoring in seven games this season
- Tied a then-career high with 5 three pointers against Liberty, marking the fourth time he had hit that many three's
- Set a new career high in three pointers against Chicago State, drilling 6-10 from beyond the arc
- Set a season high for assists on the season when he dished out 9 against Maine
- Posted best rebounding total of the season, recording an identical 6 boards in back-to-back games at the Old Spice Classic against California and Wisconsin
- Recorded then-career best 24 points against Indiana State, aided by knocking down a career high 8 field goals (8-12)
- Selected to the BIG EAST Weekly Honor Roll (Nov. 22)
- Tied a career high with 10 FT's against Georgetown in the BIG EAST opener, going 10-10 en route to a 17-point performance
- Scored career high 26 points against St. John's (Jan. 8) on 8-15 shooting, including a perfect 6-6 from the FT line
- Reached double figures in 10 straight games (Wisconsin through St. John's) marking a personal best streak

## Season and Career Bests

<b>Points</b>	Season 26 (vs. St. John's 1/8/11) Career 26 (vs. St. John's 1/8/11)	<b>FG's</b>	Season 8 (on two occasions) Career 8 (on two occasions)
<b>Rebounds</b>	Season 6 (on two occasions) Career 10 (vs. DePaul 1/23/10)	<b>3PT FG's</b>	Season 6 (vs. Chicago State 11/17/10) Career 6 (vs. Chicago State 11/17/10)
<b>Assists</b>	Season 9 (vs. Maine 11/22/10) Career 10 (on two occasions)	<b>FT's</b>	Season 10 (vs. Georgetown 12/29/10) Career 10 (on two occasions)
<b>Steals</b>	Season 4 (vs. St. John's 1/8/11) Career 4 (on five occasions)	<b>Minutes</b>	Season 45 (vs. Georgia 11/25/10) Career 48 (vs. Louisville 2/17/10)
<b>Blocks</b>	Season -- Career 1 (on five occasions)		

## Game-By-Game Stats

	Start	FG-A	3P-A	FT-A	Reb	PF	TP	A	TO	BK	S	Min
Georgia Southern	*	7-10	4-7	2-2	3	3	20	4	2	0	2	24
Liberty	*	7-13	5-8	0-0	2	3	19	4	1	0	1	34
Chicago State	*	7-13	6-10	2-5	5	2	22	6	2	0	0	30
Maine	*	2-7	1-2	6-6	2	2	11	9	3	0	0	30
Georgia	*	3-9	1-3	6-9	5	4	13	2	5	0	0	45
California	*	1-3	1-3	4-6	6	3	7	1	2	0	1	30
Wisconsin	*	4-10	1-4	1-1	6	2	10	1	1	0	1	38
Indiana State	*	8-12	4-5	4-4	2	2	24	5	4	0	1	33
Kentucky	*	7-15	5-9	2-3	0	4	21	2	3	0	1	38
Gonzaga	*	3-7	1-2	6-9	3	2	13	3	2	0	1	36
Stony Brook	*	4-14	2-7	4-4	4	2	14	8	0	0	1	28
UMBC	*	3-9	1-6	3-4	3	1	10	3	2	0	2	23
Georgetown	*	3-11	1-3	10-10	6	3	17	3	2	0	2	37
Syracuse	*	5-13	2-8	0-0	3	2	12	5	0	0	2	37
Connecticut	*	7-16	2-6	5-6	5	2	21	4	2	0	1	40
St. John's	*	8-15	4-9	6-6	4	4	26	3	2	0	4	37
Marquette	*	3-9	0-1	3-3	2	2	9	2	4	0	3	36
St. John's												
Cincinnati												
Marquette												
Pittsburgh												
DePaul												
Rutgers												
Louisville												
USF												
West Virginia												
Providence												
Seton Hall												
Villanova												
Connecticut												

### Career Stats vs. BIG EAST

Opponent	GP-GS	Min.	FG-A	3PT-A	FTA	Reb.	A	PF	B	S	Pts.
Cincinnati	2-2	78	7-17	3-12	3-6	9/4.5	14	6	0	2	20/10.0
Connecticut	3-3	118	11-35	5-16	14-18	12/4.0	7	11	0	7	41/13.7
DePaul	1-1	34	4-9	2-4	5-7	10/10.0	7	1	0	0	15/15.0
Georgetown	2-2	76	10-21	4-8	14-15	9/4.5	7	6	1	3	38/19.0
Louisville	1-1	48	4-14	3-10	10-12	8/8.0	3	1	0	2	21/21.0
Marquette	2-2	78	4-15	0-6	5-5	4/2.0	5	6	0	4	13/6.5
Pittsburgh	2-2	74	8-16	2-7	2-3	12/6.0	7	5	1	1	20/10.0
Providence	1-1	39	3-8	1-5	3-5	8/8.0	10	2	1	0	10/10.0
Rutgers	1-1	37	6-12	3-4	3-3	5/5.0	5	3	0	4	18/18.0
St. John's	2-2	79	13-23	7-13	6-6	8/4.0	6	7	0	4	39/19.5
Seton Hall	2-2	72	6-16	3-9	2-3	6/3.0	5	5	1	1	17/8.5
USF	2-2	75	5-15	3-8	3-6	8/4.0	5	5	0	0	16/8.0
Syracuse	2-2	68	7-20	4-15	3-3	4/2.0	7	6	0	2	21/10.5
Villanova	1-1	19	2-3	1-2	2-2	1/1.0	2	5	0	1	7/7.0
West Virginia	2-2	79	7-16	5-9	4-8	11/5.5	13	3	0	2	23/11.5


## Career Statistics

Season	GP-GS	Min	Avg	FG-A	Pct	3FG-A	Pct	FT-A	Pct	O-D-TOT	Avg	PF-FO	Ast	TO	Blk	Stl	Pts	Avg
2006-07	35-9	827	23.6	75-175	.429	47-114	.440	58-74	.784	15-83-98	2.8	60-1	112	65	0	35	255	7.3
2007-08	30-28	1005	33.5	98-236	.415	62-173	.358	56-71	.789	20-95-115	3.8	68-2	77	48	2	31	314	10.5
2008-09										Did Not Play Due To Transfer Rules								
2009-10	35-35	1241	35.5	129-284	.454	67-162	.414	94-129	.729	29-107-136	3.9	82-2	153	63	5	37	419	12.0
2010-11	17-17	576	33.9	82-186	.441	41-93	.441	64-78	.821	15-46-61	3.6	43-0	65	37	0	23	269	15.8
<b>TOTAL</b>	<b>117-89</b>	<b>3649</b>	<b>31.2</b>	<b>384-881</b>	<b>.436</b>	<b>217-542</b>	<b>.400</b>	<b>272-352</b>	<b>.773</b>	<b>79-331-410</b>	<b>3.5</b>	<b>253-5</b>	<b>407</b>	<b>213</b>	<b>7</b>	<b>126</b>	<b>1257</b>	<b>10.7</b>

## Career BIG EAST Statistics

Season	GP-GS	Min	Avg	FG-A	Pct	3FG-A	Pct	FT-A	Pct	O-D-TOT	Avg	PF-FO	Ast	TO	Blk	Stl	Pts	Avg
2009-10	18-18	670	37.2	62-149	.416	31-86	.360	50-70	.714	18-69-87	4.8	52-2	76	36	3	19	205	11.4
2010-11	5-5	187	37.4	26-64	.406	9-27	.333	24-25	.960	5-15-20	4.0	13-0	17	10	0	12	85	17.0
<b>TOTAL</b>	<b>23-23</b>	<b>857</b>	<b>37.3</b>	<b>88-213</b>	<b>.413</b>	<b>40-113</b>	<b>.354</b>	<b>74-95</b>	<b>.779</b>	<b>23-84-107</b>	<b>4.7</b>	<b>65-2</b>	<b>93</b>	<b>46</b>	<b>3</b>	<b>31</b>	<b>290</b>	<b>12.6</b>





# 25 Tom Knight | Sophomore • 6-10 • 253 Dixfield, Maine • Dirigo

### Career Games With:

Double Figure Points.....	N/A
20-Plus Points.....	N/A
30-Plus Points.....	N/A
10-Plus Rebounds.....	N/A
10-Plus Assists.....	N/A
Double-Double.....	N/A

### QUICK HITS:

- After sitting out last season, scored first points of Irish career against Georgia Southern in a 7-point, 4-rebound performance over his 9 minutes of game time
- Has seen playing time in eight games on the year
- Recorded first block of Irish career against Chicago State
- Tied career bests in points (7), field goals (3), blocks (1) along with minutes (9), while also setting a new best with 5 rebounds against UMBC
- Saw time in first BIG EAST game of career against Syracuse
- Pulled down first BIG EAST rebound against Marquette (Jan. 10)

## Season and Career Bests

<b>Points</b>		<b>FG's</b>	
Season	7 (on two occasions)	Season	3 (on two occasions)
Career	7 (on two occasions)	Career	3 (on two occasions)
<b>Rebounds</b>		<b>3PT FG's</b>	
Season	5 (vs. UMBC 12/22/10)	Season	--
Career	5 (vs. UMBC 12/22/10)	Career	--
<b>Assists</b>		<b>FT's</b>	
Season	1 (on two occasions)	Season	1 (on two occasions)
Career	1 (on two occasions)	Career	1 (on two occasions)
<b>Steals</b>		<b>Minutes</b>	
Season	--	Season	9 (on two occasions)
Career	--	Career	9 (on two occasions)
<b>Blocks</b>			
Season	1 (on two occasions)		
Career	1 (on two occasions)		

## Game-By-Game Stats

	Start	FG-A	3P-A	FT-A	Reb	PF	TP	A	TO	BK	S	Min
Georgia Southern		3-3	0-0	1-1	4	1	7	1	1	0	0	9
Liberty		0-1	0-0	0-0	1	0	0	1	0	0	0	1
Chicago State		0-2	0-0	0-0	2	0	0	0	0	1	0	7
Maine		1-2	0-0	0-0	0	0	2	0	0	0	0	6
Georgia												DNP
California												DNP
Wisconsin												DNP
Indiana State												DNP
Kentucky												DNP
Gonzaga												DNP
Stony Brook		0-2	0-0	0-0	1	0	0	0	0	0	0	4
UMBC		3-5	0-0	1-1	5	0	7	0	0	1	0	9
Georgetown												DNP
Syracuse		0-0	0-0	0-0	0	0	0	0	0	0	0	0+
Connecticut												DNP
St. John's												DNP
Marquette		0-0	0-0	0-0	1	0	0	0	0	0	0	2
St. John's												
Cincinnati												
Marquette												
Pittsburgh												
DePaul												
Rutgers												
Louisville												
USF												
West Virginia												
Providence												
Seton Hall												
Villanova												
Connecticut												

### Career Stats vs. BIG EAST

Opponent	GP-GS	Min.	FG-A	3PT-A	FT-A	Reb.	A	PF	B	S	Pts.
Cincinnati	0-0	0	0-0	0-0	0-0	0/0.0	0	0	0	0	0/0.0
Connecticut	0-0	0	0-0	0-0	0-0	0/0.0	0	0	0	0	0/0.0
DePaul	0-0	0	0-0	0-0	0-0	0/0.0	0	0	0	0	0/0.0
Georgetown	0-0	0	0-0	0-0	0-0	0/0.0	0	0	0	0	0/0.0
Louisville	0-0	0	0-0	0-0	0-0	0/0.0	0	0	0	0	0/0.0
Marquette	1-0	2	0-0	0-0	0-0	1/1.0	0	0	0	0	0/0.0
Pittsburgh	0-0	0	0-0	0-0	0-0	0/0.0	0	0	0	0	0/0.0
Providence	0-0	0	0-0	0-0	0-0	0/0.0	0	0	0	0	0/0.0
Rutgers	0-0	0	0-0	0-0	0-0	0/0.0	0	0	0	0	0/0.0
St. John's	0-0	0	0-0	0-0	0-0	0/0.0	0	0	0	0	0/0.0
Seton Hall	0-0	0	0-0	0-0	0-0	0/0.0	0	0	0	0	0/0.0
USF	0-0	0	0-0	0-0	0-0	0/0.0	0	0	0	0	0/0.0
Syracuse	1-0	0+	0-0	0-0	0-0	0/0.0	0	0	0	0	0/0.0
Villanova	0-0	0	0-0	0-0	0-0	0/0.0	0	0	0	0	0/0.0
West Virginia	0-0	0	0-0	0-0	0-0	0/0.0	0	0	0	0	0/0.0

## Career Statistics


Season	GP-GS	Min	Avg	FG-A	Pct	3FG-A	Pct	FT-A	Pct	O-D-TOT	Avg	PF-FO	Ast	TO	Blk	Stl	Pts	Avg	
2009-10										Did Not Play									
2010-11	8-0	38	4.8	7-15	.467	0-0	.000	2-2	1.000	7-7-14	1.8	1-0	2	1	2	0	16	2.0	
<b>TOTAL</b>	<b>8-0</b>	<b>38</b>	<b>4.8</b>	<b>7-15</b>	<b>.467</b>	<b>0-0</b>	<b>.000</b>	<b>2-2</b>	<b>1.000</b>	<b>7-7-14</b>	<b>1.8</b>	<b>1-0</b>	<b>2</b>	<b>1</b>	<b>2</b>	<b>0</b>	<b>16</b>	<b>2.0</b>	

## Career BIG EAST Statistics

Season	GP-GS	Min	Avg	FG-A	Pct	3FG-A	Pct	FT-A	Pct	O-D-TOT	Avg	PF-FO	Ast	TO	Blk	Stl	Pts	Avg	
2009-10										Did Not Play									
2010-11	2-0	2	1.0	0-0	.000	0-0	.000	0-0	.000	1-0-1	0.5	0-0	0	0	0	0	0	0.0	
<b>TOTAL</b>	<b>2-0</b>	<b>2</b>	<b>1.0</b>	<b>0-0</b>	<b>.000</b>	<b>0-0</b>	<b>.000</b>	<b>0-0</b>	<b>.000</b>	<b>1-0-1</b>	<b>0.5</b>	<b>0-0</b>	<b>0</b>	<b>0</b>	<b>0</b>	<b>0</b>	<b>0</b>	<b>0.0</b>	







# 32 Joey Brooks | Sophomore • 6-6 • 215 Houston, Texas • Strake Jesuit Prep School

### Career Games With:

Double Figure Points	1
20-Plus Points	N/A
30-Plus Points	N/A
10-Plus Rebounds	N/A
10-Plus Assists	N/A
Double-Double	N/A

### QUICK HITS:

- Has played in 15 games on season
- Recorded double-digit minutes of action in seven contests this season
- Played career high in minutes in the season opener against Georgia Southern, seeing 19 minutes of action (7 points, 3 rebounds)
- Also set career high in steals against Georgia Southern with 3
- Matched his career high of four rebounds against Chicago State
- Pulled down personal best four rebounds for second time on the season and third time of career, while setting passing off a career-high three assists against UMBC
- Made a season-best 5 free throws against St. John's (Jan. 8) in nine minutes of action
- Posted most minutes in career in a BIG EAST game (17) against Marquette (Jan. 10)

## Season and Career Bests

<b>Points</b>	7 (vs. Georgia Southern 11/12/10) 12 (vs. Bucknell 12/22/09)	<b>FG's</b>	3 (vs. Georgia Southern 11/12/10) 3 (on two occasions)
<b>Rebounds</b>	4 (on two occasions) 4 (on three occasions)	<b>3PT FG's</b>	1 (vs. Georgia Southern 11/12/10) 1 (on five occasions)
<b>Assists</b>	3 (vs. UMBC 12/22/10) 3 (vs. UMBC 12/22/10)	<b>FT's</b>	5 (vs. St. John's 1/8/11) 6 (vs. Bucknell 12/22/09)
<b>Steals</b>	3 (vs. Georgia Southern 11/12/10) 3 (vs. Georgia Southern 11/12/10)	<b>Minutes</b>	19 (vs. Georgia Southern 11/12/10) 19 (vs. Georgia Southern 11/12/10)
<b>Blocks</b>	-- --		

## Game-By-Game Stats

	Start	FG-A	3P-A	FT-A	Reb	PF	TP	A	TO	BK	S	Min
Georgia Southern	3-7	1-4	0-0	0-0	3	2	7	2	1	0	3	19
Liberty	2-2	0-0	0-0	0-0	3	1	4	1	0	0	0	12
Chicago State	1-6	0-4	3-6	4	0	5	1	2	0	1	17	
Maine	0-0	0-0	0-0	0	2	0	1	1	0	0	9	
Georgia	0-0	0-0	0-0	0	0	0	0	1	0	0	2	
California	0-0	0-0	0-0	0	1	0	0	0	0	0	5	
Wisconsin												DNP
Indiana State	0-0	0-0	2-4	3	1	2	1	0	0	0	11	
Kentucky	0-0	0-0	0-0	0	0	0	0	0	0	0	4	
Gonzaga	0-0	0-0	0-2	0	0	0	0	0	0	1	1	
Stony Brook	3-5	0-0	0-0	2	2	6	1	2	0	0	10	
UMBC	0-4	0-1	0-0	4	1	0	3	3	0	0	17	
Georgetown												DNP
Syracuse	0-0	0-0	0-0	0	0	0	0	0	0	0	1	
Connecticut	0-0	0-0	0-0	0	0	0	0	0	0	0	7	
St. John's	0-0	0-0	5-8	1	1	5	0	1	0	0	9	
Marquette	1-2	0-0	1-2	1	3	3	0	0	0	2	17	
St. John's												
Cincinnati												
Marquette												
Pittsburgh												
DePaul												
Rutgers												
Louisville												
USF												
West Virginia												
Providence												
Seton Hall												
Villanova												
Connecticut												

### Career Stats vs. BIG EAST

Opponent	GP-GS	Min.	FG-A	3PT-A	FT-A	Reb.	A	PF	B	S	Pts.
Cincinnati	2-0	3	1-1	1-1	0-0	1/0.5	0	0	0	0	3/1.5
Connecticut	3-0	8	0-0	0-0	0-0	1/0.3	1	2	0	0	0/0.0
DePaul	1-0	2	0-0	0-0	0-0	1/1.0	0	0	0	0	0/0.0
Georgetown	0-0	0	0-0	0-0	0-0	0/0.0	0	0	0	0	0/0.0
Louisville	1-0	2	0-0	0-0	0-0	0/0.0	0	1	0	0	0/0.0
Marquette	1-0	17	1-2	0-0	1-2	1/1.0	0	3	0	2	3/3.0
Pittsburgh	0-0	0	0-0	0-0	0-0	0/0.0	0	0	0	0	0/0.0
Providence	0-0	0	0-0	0-0	0-0	0/0.0	0	0	0	0	0/0.0
Rutgers	1-0	3	0-1	0-0	0-0	0/0.0	0	0	0	1	0/0.0
St. John's	2-0	14	0-0	0-0	7-10	1/0.5	0	1	0	0	7/3.5
Seton Hall	2-0	8	1-1	0-0	1-2	0/0.0	0	2	0	1	3/1.5
USF	0-0	0	0-0	0-0	0-0	0/0.0	0	0	0	0	0/0.0
Syracuse	1-0	1	0-0	0-0	0-0	0/0.0	0	0	0	0	0/0.0
Villanova	1-0	7	1-2	0-0	0-0	0/0.0	1	0	0	1	2/2.0
West Virginia	1-0	9	2-3	1-1	0-0	0/0.0	0	1	0	0	5/5.0

## Career Statistics

Season	GP-GS	Min	Avg	FG-A	Pct	3FG-A	Pct	FT-A	Pct	O-D-TOT	Avg	PF-FO	Ast	TO	Blk	Stl	Pts	Avg
2009-10	22-0	86	3.9	15-31	.484	4-7	.571	11-16	.688	5-4-9	0.4	12-0	4	5	0	9	45	2.0
2010-11	15-0	141	9.4	10-26	.385	1-9	.111	11-22	.500	6-15-21	1.4	15-0	10	11	0	7	32	2.1
<b>TOTAL</b>	<b>37-0</b>	<b>227</b>	<b>6.1</b>	<b>25-57</b>	<b>.439</b>	<b>5-16</b>	<b>.313</b>	<b>22-38</b>	<b>.579</b>	<b>11-19-30</b>	<b>0.8</b>	<b>27-0</b>	<b>14</b>	<b>16</b>	<b>0</b>	<b>16</b>	<b>77</b>	<b>2.1</b>

## Career BIG EAST Statistics

Season	GP-GS	Min	Avg	FG-A	Pct	3FG-A	Pct	FT-A	Pct	O-D-TOT	Avg	PF-FO	Ast	TO	Blk	Stl	Pts	Avg
2009-10	11-0	39	3.5	5-8	.625	2-2	1.000	3-4	.750	0-3-3	0.3	5-0	2	1	0	3	15	1.4
2010-11	4-0	34	8.5	1-2	.500	0-0	.000	6-10	.600	1-1-2	0.5	5-0	0	1	0	2	8	2.0
<b>TOTAL</b>	<b>15-0</b>	<b>73</b>	<b>4.9</b>	<b>6-10</b>	<b>.600</b>	<b>2-2</b>	<b>1.000</b>	<b>9-14</b>	<b>.643</b>	<b>1-4-5</b>	<b>0.3</b>	<b>10-0</b>	<b>2</b>	<b>2</b>	<b>0</b>	<b>5</b>	<b>23</b>	<b>1.5</b>





# 33 Mike Broghammer | Sophomore • 6-9 • 248 Orono, Minn. • Hopkins

### Career Games With:

Double Figure Points.....	N/A
20-Plus Points.....	N/A
30-Plus Points.....	N/A
10-Plus Rebounds.....	N/A
10-Plus Assists.....	N/A
Double-Double.....	N/A

### QUICK HITS:

- Matched career high in points and minutes in season opener against Georgia Southern, recording 5 points in 11 minutes of action
- Set career high in rebounds against Chicago State, pulling down four boards in the contest
- Recorded first assist of season in a career-tying 11 minutes of action against UMBC
- Scored first points of BIG EAST season against Marquette (Jan. 10)

## Season and Career Bests

<b>Points</b>		<b>FG's</b>	
Season	5 (vs. Georgia Southern 11/12/10)	Season	2 (on two occasions)
Career	5 (on three occasions)	Career	2 (on five occasions)
<b>Rebounds</b>		<b>3PT FG's</b>	
Season	4 (vs. Chicago State 11/17/10)	Season	--
Career	4 (vs. Chicago State 11/17/10)	Career	1 (vs. Bucknell 12/22/09)
<b>Assists</b>		<b>FT's</b>	
Season	1 (vs. UMBC 12/22/10)	Season	1 (on two occasions)
Career	1 (on three occasions)	Career	1 (on six occasions)
<b>Steals</b>		<b>Minutes</b>	
Season	--	Season	11 (on two occasions)
Career	2 (vs. Louisville 2/17/10)	Career	11 (on three occasions)
<b>Blocks</b>			
Season	1 (vs. Georgia Southern 11/12/10)		
Career	1 (on two occasions)		

## Game-By-Game Stats

	Start	FG-A	3P-A	FT-A	Reb	PF	TP	A	TO	BK	S	Min
Georgia Southern	2-6	0-0	1-2	2	4	5	0	0	1	0	11	
Liberty	0-1	0-0	0-0	1	0	0	0	0	0	0	1	
Chicago State	2-4	0-0	0-2	4	3	4	0	1	0	0	10	
Maine	0-0	0-0	0-0	0	0	0	0	1	0	0	4	
Georgia												DNP
California												DNP
Wisconsin												DNP
Indiana State												DNP
Kentucky												DNP
Gonzaga	0-0	0-0	0-0	0	0	0	0	0	0	0	0	1
Stony Brook	2-4	0-0	0-0	0	0	4	0	0	0	0	0	9
UMBC	1-4	0-0	1-2	3	1	3	1	0	0	0	0	11
Georgetown												DNP
Syracuse	0-0	0-0	0-0	0	0	0	0	0	0	0	0	1
Connecticut												DNP
St. John's												DNP
Marquette	1-1	0-0	0-0	0	0	2	0	0	0	0	0	2
St. John's												
Cincinnati												
Marquette												
Pittsburgh												
DePaul												
Rutgers												
Louisville												
USF												
West Virginia												
Providence												
Seton Hall												
Villanova												
Connecticut												

### Career Stats vs. BIG EAST

Opponent	GP-GS	Min.	FG-A	3PT-A	FT-A	Reb.	A	PF	B	S	Pts.
Cincinnati	0-0	0	0-0	0-0	0-0	0/0.0	0	0	0	0	0/0.0
Connecticut	1-0	1	0-0	0-0	0-0	0/0.0	0	0	0	0	0/0.0
DePaul	0-0	0	0-0	0-0	0-0	0/0.0	0	0	0	0	0/0.0
Georgetown	0-0	0	0-0	0-0	0-0	0/0.0	0	0	0	0	0/0.0
Louisville	1-0	10	1-2	0-0	0-0	1/1.0	0	5	0	2	2/2.0
Marquette	1-0	2	1-1	0-0	0-0	0/0.0	0	0	0	0	2/2.0
Pittsburgh	1-0	3	0-1	0-0	0-0	0/0.0	0	0	0	0	0/0.0
Providence	0-0	0	0-0	0-0	0-0	0/0.0	0	0	0	0	0/0.0
Rutgers	0-0	0	0-0	0-0	0-0	0/0.0	0	0	0	0	0/0.0
St. John's	0-0	0	0-0	0-0	0-0	0/0.0	0	0	0	0	0/0.0
Seton Hall	0-0	0	0-0	0-0	0-0	0/0.0	0	0	0	0	0/0.0
USF	0-0	0	0-0	0-0	0-0	0/0.0	0	0	0	0	0/0.0
Syracuse	1-0	1	0-0	0-0	0-0	0/0.0	0	0	0	0	0/0.0
Villanova	0-0	0	0-0	0-0	0-0	0/0.0	0	0	0	0	0/0.0
West Virginia	0-0	0	0-0	0-0	0-0	0/0.0	0	0	0	0	0/0.0


## Career Statistics

Season	GP-GS	Min	Avg	FG-A	Pct	3FG-A	Pct	FT-A	Pct	O-D-TOT	Avg	PF-FO	Ast	TO	Blk	Stl	Pts	Avg
2009-10	13-0	71	5.5	10-22	.455	1-4	.250	3-7	.429	8-6-14	1.1	13-1	2	4	1	4	24	1.8
2010-11	9-0	50	5.6	8-20	.400	0-0	.000	2-6	.333	6-4-10	1.1	8-0	1	2	1	0	18	2.0
<b>TOTAL</b>	<b>22-0</b>	<b>121</b>	<b>5.5</b>	<b>18-42</b>	<b>.429</b>	<b>1-4</b>	<b>.250</b>	<b>5-13</b>	<b>.385</b>	<b>14-10-24</b>	<b>1.1</b>	<b>21-1</b>	<b>3</b>	<b>6</b>	<b>2</b>	<b>4</b>	<b>42</b>	<b>1.9</b>

## Career BIG EAST Statistics

Season	GP-GS	Min	Avg	FG-A	Pct	3FG-A	Pct	FT-A	Pct	O-D-TOT	Avg	PF-FO	Ast	TO	Blk	Stl	Pts	Avg
2009-10	3-0	14	4.7	1-3	.333	0-0	.000	0-0	.000	1-0-1	0.3	5-1	0	1	0	2	2	0.7
2010-11	2-0	3	1.5	1-1	1.000	0-0	.000	0-0	.000	0-0-0	0.0	0-0	0	0	0	0	2	1.0
<b>TOTAL</b>	<b>5-0</b>	<b>17</b>	<b>3.4</b>	<b>2-4</b>	<b>.500</b>	<b>0-0</b>	<b>.000</b>	<b>0-0</b>	<b>.000</b>	<b>1-0-1</b>	<b>0.2</b>	<b>5-1</b>	<b>0</b>	<b>1</b>	<b>0</b>	<b>2</b>	<b>4</b>	<b>0.8</b>





# 34 Carleton Scott | Senior • 6-8 • 218 San Antonio, Texas • James Madison

### Career Games With:

Double Figure Points.....	14
20-Plus Points.....	2
30-Plus Points.....	N/A
10-Plus Rebounds.....	7
10-Plus Assists.....	N/A
Double-Double.....	6

### QUICK HITS:

- Has started 23 contests for the Irish
- Has reached double figures in points 10 times this season, including a string of 10 consecutive (Chicago State through UMBC)
- Recorded first double-double of the season against Chicago State, posting 17 points (matched then-career high) along with a team-leading 11 rebounds
- Also matched career high in three-point field goals with three against the Cougars
- Tied career high in three pointers the following game against Maine, netting three more
- Posted back-to-back double-doubles at the Old Spice Classic against Georgia (11 pts., 11 rebs.) and California (16 pts., 10 rebs.) and finished tourney with 12 points against Wisconsin, earning a spot on All-Tournament Team
- Tied career high with 4 blocks against Indiana State, while also reaching double figures in the sixth-straight contest
- Set career high in points against Gonzaga with 23, aided by a career best 8 free throws
- Was a perfect 8-8 from the field and 4-4 from three-point range (20 points) while recording a career-high five assists against Stony Brook
- Selected to the BIG EAST Weekly Honor Roll (Dec. 20)
- Dished out a career-best 6 assists against UMBC
- Missed three straight games (Connecticut-Marquette) with hamstring injury

## Season and Career Bests

<b>Points</b>	Season 23 (vs. Gonzaga 12/11/10) Career 23 (vs. Gonzaga 12/11/10)	<b>FG's</b>	Season 6 (on two occasions) Career 7 (vs. Georgetown 2/27/10)
<b>Rebounds</b>	Season 11 (on two occasions) Career 14 (vs. Connecticut 3/3/10)	<b>3PT FG's</b>	Season 3 (on three occasions) Career 3 (on four occasions)
<b>Assists</b>	Season 6 (vs. UMBC 12/22/10) Career 6 (vs. UMBC 12/22/10)	<b>FT's</b>	Season 8 (vs. Gonzaga 12/11/10) Career 8 (vs. Gonzaga 12/11/10)
<b>Steals</b>	Season 2 (vs. California 11/26/10) Career 2 (on two occasions)	<b>Minutes</b>	Season 38 (on two occasions) Career 42 (at Marquette 3/6/10)
<b>Blocks</b>	Season 4 (vs. Indiana State 11/30/10) Career 4 (on two occasions)		

## Game-By-Game Stats

	Start	FG-A	3P-A	FT-A	Reb	PF	TP	A	TO	BK	S	Min
Georgia Southern	*	2-3	0-1	2-2	7	4	6	4	0	1	20	
Liberty	*	2-6	0-3	0-2	6	3	4	2	3	2	0	25
Chicago State	*	6-8	3-4	2-2	11	4	17	3	2	3	1	23
Maine	*	4-7	3-4	0-0	2	1	11	0	0	2	1	24
Georgia	*	5-12	1-6	0-0	11	5	11	3	4	0	0	38
California	*	5-17	0-9	6-6	10	1	16	2	1	3	2	35
Wisconsin	*	4-8	2-5	2-2	7	3	12	0	2	3	0	38
Indiana State	*	4-7	1-3	2-2	8	4	11	2	1	4	0	35
Kentucky	*	4-11	0-4	2-3	8	3	10	1	0	2	0	31
Gonzaga	*	6-9	3-5	8-9	4	1	23	2	1	1	0	21
Stony Brook	*	8-8	4-4	0-0	4	0	20	5	1	0	0	26
UMBC	*	4-7	2-4	2-2	4	0	12	6	1	3	1	22
Georgetown	*	0-6	0-4	4-4	7	2	4	4	1	2	2	37
Syracuse	*	4-5	1-2	0-0	0	3	9	2	2	0	0	25
Connecticut												DNP-injured
St. John's												DNP-injured
Marquette												DNP-injured
St. John's												
Cincinnati												
Marquette												
Pittsburgh												
DePaul												
Rutgers												
Louisville												
USF												
West Virginia												
Providence												
Seton Hall												
Villanova												
Connecticut												

### Career Stats vs. BIG EAST

Opponent	GP-GS	Min.	FG-A	3PT-A	FT-A	Reb.	A	PF	B	S	Pts.
Cincinnati	3-0	35	5-10	1-4	0-1	7/2.3	0	6	2	1	11/3.7
Connecticut	4-1	55	4-12	2-6	2-4	16/4.0	4	3	4	1	12/3.0
DePaul	1-0	8	0-2	0-1	0-0	1/1.0	0	0	0	0	0/0.0
Georgetown	2-2	72	7-14	3-8	4-4	16/8.0	7	5	5	4	21/10.5
Louisville	3-1	37	2-5	1-2	4-4	7/2.3	1	5	4	1	9/3.0
Marquette	1-1	42	5-10	1-3	3-4	13/13.0	1	2	0	0	14/14.0
Pittsburgh	2-1	53	5-7	2-3	0-0	5/2.5	2	8	1	1	12/6.0
Providence	2-0	3	0-0	0-0	0-0	1/0.5	0	2	0	0	0/0.0
Rutgers	1-0	0	0-0	0-0	0-0	0/0	0	0	0	0	0/0.0
St. John's	2-0	28	3-6	1-2	0-0	6/3.0	3	4	1	1	7/3.5
Seton Hall	2-1	31	6-11	1-4	0-0	11/5.5	1	5	1	1	13/6.5
USF	2-0	17	1-1	1-1	0-0	6/3.0	1	2	2	0	3/1.5
Syracuse	3-1	45	5-10	1-3	0-0	9/3.0	4	6	0	0	11/3.7
Villanova	2-0	13	0-1	0-1	0-0	2/1.0	1	3	3	1	0/0.0
West Virginia	2-1	35	3-7	2-5	0-0	5/2.5	2	2	1	0	8/4.0

## Career Statistics

Season	GP-GS	Min	Avg	FG-A	Pct	3FG-A	Pct	FT-A	Pct	O-D-TOT	Avg	PF-FO	Ast	TO	Blk	Stl	Pts	Avg	
2007-08										Did Not Play									
2008-09	20-0	90	4.5	20-31	.645	3-7	.429	7-9	.778	6-17-23	1.2	10-0	7	2	3	5	50	2.5	
2009-10	34-9	641	18.9	68-138	.493	19-54	.352	16-21	.762	45-112-157	4.6	63-3	37	29	37	16	171	5.0	
2010-11	14-14	400	28.6	58-114	.509	20-58	.345	30-34	.882	15-74-89	6.4	34-1	36	19	25	8	166	11.9	
<b>TOTAL</b>	<b>68-23</b>	<b>1131</b>	<b>16.6</b>	<b>146-283</b>	<b>.516</b>	<b>42-119</b>	<b>.353</b>	<b>53-64</b>	<b>.828</b>	<b>66-203-269</b>	<b>4.0</b>	<b>107-4</b>	<b>80</b>	<b>50</b>	<b>65</b>	<b>29</b>	<b>387</b>	<b>5.7</b>	

## Career BIG EAST Statistics

Season	GP-GS	Min	Avg	FG-A	Pct	3FG-A	Pct	FT-A	Pct	O-D-TOT	Avg	PF-FO	Ast	TO	Blk	Stl	Pts	Avg	
2007-08										Did Not Play									
2008-09	11-0	16	1.5	4-6	.667	1-2	.500	0-0	.000	0-5-5	0.5	3-0	0	0	1	0	9	0.8	
2009-10	17-5	317	18.6	29-65	.446	13-30	.433	9-13	.692	20-60-80	4.7	32-1	18	11	19	7	80	4.7	
2010-11	2-2	62	31.0	4-11	.364	1-6	.167	4-4	1.000	0-7-7	3.5	5-0	6	3	2	2	13	6.5	
<b>TOTAL</b>	<b>30-7</b>	<b>395</b>	<b>13.2</b>	<b>37-82</b>	<b>.451</b>	<b>15-38</b>	<b>.395</b>	<b>13-17</b>	<b>.765</b>	<b>20-72-92</b>	<b>3.1</b>	<b>40-1</b>	<b>24</b>	<b>14</b>	<b>22</b>	<b>9</b>	<b>102</b>	<b>3.4</b>	





# 45 Jack Cooley | Sophomore • 6-9 • 244 Glenview, Ill. • Glenbrook South

### Career Games With:

Double Figure Points.....	2
20-Plus Points.....	N/A
30-Plus Points.....	N/A
10-Plus Rebounds.....	N/A
10-Plus Assists.....	N/A
Double-Double.....	N/A

### QUICK HITS:

- Played 10+ minutes in 11 games on the season
- Recorded double figure points for the first time in Irish career against Georgia Southern, netting 11 points
- Set career high in points (13) and field goals (6) against Maine, along with matching his career high in blocks with two
- Recorded season-best 18 minutes against Georgia in opening round of Old Spice Classic
- Matched career high with 2 steals against Gonzaga in 9 minutes of play

## Season and Career Bests

<b>Points</b>	Season 13 (vs. Maine 11/22/10) Career 13 (vs. Maine 11/22/10)	<b>FG's</b>	Season 6 (vs. Maine 11/22/10) Career 6 (vs. Maine 11/22/10)
<b>Rebounds</b>	Season 6 (on three occasions) Career 8 (vs. Bucknell 12/22/09)	<b>3PT FG's</b>	Season -- Career --
<b>Assists</b>	Season 2 (on two occasions) Career 2 (on two occasions)	<b>FT's</b>	Season 3 (on two occasions) Career 3 (on two occasions)
<b>Steals</b>	Season 2 (vs. Gonzaga 12/11/10) Career 2 (on two occasions)	<b>Minutes</b>	Season 18 (on three occasions) Career 19 (vs. Louisville 2/17/10)
<b>Blocks</b>	Season 2 (vs. Maine 11/22/10) Career 2 (vs. Bucknell 12/22/09)		

## Game-By-Game Stats

	Start	FG-A	3P-A	FT-A	Reb	PF	TP	A	TO	BK	S	Min
Georgia Southern	4-5	0-0	3-3	3-3	6	2	11	1	0	1	0	16
Liberty	0-0	0-0	0-0	0-0	4	2	0	0	2	0	0	12
Chicago State	3-4	0-0	0-2	5	1	6	0	0	1	0	0	13
Maine	6-7	0-0	1-1	5	2	13	0	2	2	0	0	14
Georgia	2-5	0-0	3-4	4	0	7	2	0	0	0	0	18
California	0-3	0-0	1-2	2	2	1	1	0	1	0	0	8
Wisconsin	0-0	0-0	0-0	2	0	0	0	0	0	0	0	7
Indiana State	0-0	0-0	0-0	0	1	0	0	0	0	0	0	1
Kentucky	2-3	0-0	0-2	5	3	4	2	1	0	0	0	13
Gonzaga	1-2	0-0	0-0	1	3	2	0	0	1	2	9	
Stony Brook	3-4	0-0	1-1	3	1	7	0	0	1	0	0	10
UMBC	3-3	0-0	2-2	4	3	8	0	0	0	0	0	13
Georgetown	1-1	0-0	0-0	1	0	2	0	0	0	0	0	5
Syracuse	2-3	0-0	0-0	2	2	4	0	0	1	0	0	12
Connecticut	1-2	0-0	0-0	6	2	2	0	0	0	1	18	
St. John's	2-3	0-0	1-2	6	2	5	0	1	1	1	18	
Marquette	0-2	0-0	0-0	3	0	0	0	0	0	0	9	
St. John's												
Cincinnati												
Marquette												
Pittsburgh												
DePaul												
Rutgers												
Louisville												
USF												
West Virginia												
Providence												
Seton Hall												
Villanova												
Connecticut												

### Career Stats vs. BIG EAST

Opponent	GP-GS	Min.	FG-A	3PT-A	FT-A	Reb.	A	PF	B	S	Pts.
Cincinnati	1-0	1	0-0	0-0	0-0	0/0.0	0	0	0	0	0/0.0
Connecticut	3-0	27	2-4	0-0	1-2	9/3.0	0	4	0	1	5/1.7
DePaul	0-0	0	0-0	0-0	0-0	0/0.0	0	0	0	0	0/0.0
Georgetown	2-0	17	3-3	0-0	0-0	4/2.0	0	0	0	0	6/3.0
Louisville	1-0	19	1-1	0-0	0-1	5/5.0	0	5	1	2	2/2.0
Marquette	1-0	9	0-2	0-0	0-0	3/3.0	0	0	0	0	0/0.0
Pittsburgh	1-0	13	0-1	0-0	0-1	4/4.0	0	3	1	0	0/0.0
Providence	0-0	0	0-0	0-0	0-0	0/0.0	0	0	0	0	0/0.0
Rutgers	0-0	0	0-0	0-0	0-0	0/0.0	0	0	0	0	0/0.0
St. John's	2-0	19	2-3	0-0	1-2	6/3.0	0	2	1	1	5/2.5
Seton Hall	0-0	2	0-0	0-0	0-0	0/0.0	0	0	0	0	0/0.0
USF	1-0	0	0-0	0-0	0-0	0/0.0	0	1	0	0	0/0.0
Syracuse	1-0	12	2-3	0-0	0-0	2/2.0	0	2	1	0	4/4.0
Villanova	1-0	3	0-0	0-0	0-0	0/0.0	0	0	0	0	0/0.0
West Virginia	0-0	0	0-0	0-0	0-0	0/0.0	0	0	0	0	0/0.0

## Career Statistics

Season	GP-GS	Min	Avg	FG-A	Pct	3FG-A	Pct	FT-A	Pct	O-D-TOT	Avg	PF-FO	Ast	TO	Blk	Stl	Pts	Avg
2009-10	21-0	111	5.3	8-20	.400	0-0	.000	4-12	.333	22-15-37	1.8	19-1	1	4	5	3	20	1.0
2010-11	17-0	196	11.5	30-47	.638	0-0	.000	12-19	.632	27-32-59	3.5	26-0	6	6	9	5	72	4.2
<b>TOTAL</b>	<b>38-0</b>	<b>307</b>	<b>8.1</b>	<b>38-67</b>	<b>.567</b>	<b>0-0</b>	<b>.000</b>	<b>16-31</b>	<b>.516</b>	<b>49-47-96</b>	<b>2.5</b>	<b>45-1</b>	<b>7</b>	<b>10</b>	<b>14</b>	<b>8</b>	<b>92</b>	<b>2.4</b>

## Career BIG EAST Statistics

Season	GP-GS	Min	Avg	FG-A	Pct	3FG-A	Pct	FT-A	Pct	O-D-TOT	Avg	PF-FO	Ast	TO	Blk	Stl	Pts	Avg
2009-10	9-0	59	6.6	4-6	.667	0-0	.000	1-4	.250	7-8-15	1.7	14-1	0	1	2	2	9	1.0
2010-11	5-0	62	12.4	6-11	.545	0-0	.000	1-2	.500	6-12-18	3.6	6-0	0	1	2	2	13	2.6
<b>TOTAL</b>	<b>14-0</b>	<b>121</b>	<b>8.6</b>	<b>10-17</b>	<b>.588</b>	<b>0-0</b>	<b>.000</b>	<b>2-6</b>	<b>.333</b>	<b>13-20-33</b>	<b>2.4</b>	<b>20-1</b>	<b>0</b>	<b>2</b>	<b>4</b>	<b>4</b>	<b>22</b>	<b>1.6</b>






GAME #1	NOTRE DAME		98								
GEORGIA SOUTHERN		61									
November 12, 2010 • Notre Dame, Ind.											
Purcell Pavilion at the Joyce Center											
Georgia Southern	FG-A	3FG-A	FTA	REB	PF	TP	A	TO	BK	ST	MIN
Marvin Baynham	1-2	0-0	0-0	1-3-4	5	2	0	1	0	0	18
Cameron Baskerville	0-2	0-1	0-0	0-0-0	3	0	1	2	1	1	13
Ben Drayton III	3-10	2-6	2-2	0-3-0	0	10	4	5	0	1	35
Eric Ferguson	6-11	0-1	14-16	2-3-5	4	26	1	5	0	1	37
Jelani Hewitt	1-6	1-4	0-1	1-1-2	4	3	2	2	0	1	23
Rory Spencer	5-10	0-0	8-13	2-5-7	3	18	2	1	2	1	34
Tre Bussey	0-6	0-2	0-0	2-3-5	2	0	1	1	0	0	28
Zuri James	0-1	0-1	2-2	0-0-0	0	2	0	0	0	0	3
Sam Mike	0-0	0-0	0-0	0-0-0	3	0	0	0	0	0	9
Team	0-1-1										
<b>Totals</b>	<b>16-48</b>	<b>3-15</b>	<b>26-34</b>	<b>8-19-27</b>	<b>24</b>	<b>61</b>	<b>11</b>	<b>17</b>	<b>3</b>	<b>4</b>	<b>200</b>
<b>Total FG%</b>	<b>1st Half: 5-23, 21.7%</b>		<b>2nd Half: 11-25, 44.0%</b>		<b>Game: 33.3%</b>						
<b>3-PT FG%</b>	<b>1st Half: 1-10, 10.0%</b>		<b>2nd Half: 2-5, 40.0%</b>		<b>Game: 20.0%</b>						
<b>FT %</b>	<b>1st Half: 12-15, 80.0%</b>		<b>2nd Half: 14-19, 73.7%</b>		<b>Game: 76.5%</b>						
<b>Deadball Rebounds: 3</b>											
Notre Dame	FG-A	3FG-A	FTA	REB	PF	TP	A	TO	BK	ST	MIN
Tyrone Nash	2-3	0-0	3-4	0-2-2	2	7	1	1	0	1	22
Tim Abramaitis	2-13	1-7	5-6	1-4-5	1	10	3	1	0	1	22
Carleton Scott	2-3	0-1	2-2	1-6-7	4	6	4	0	0	1	20
Scott Martin	2-7	0-3	3-3	1-4-5	4	7	2	2	0	0	22
Ben Hansbrough	7-10	4-7	2-2	0-3-3	3	20	4	2	0	2	24
Eric Atkins	4-4	1-1	0-0	0-3-3	1	9	3	2	0	0	22
Tom Kopko	0-2	0-1	0-0	1-0-1	0	0	0	0	0	0	3
Alex Dragicevich	2-5	1-2	4-4	1-2-3	1	9	0	0	0	0	10
Tom Knight	3-3	0-0	1-1	3-1-4	1	7	1	1	0	0	9
Joey Brooks	3-7	1-4	0-0	2-1-3	2	7	2	1	0	3	19
Mike Broghammer	2-6	0-0	1-2	2-0-2	4	5	0	0	1	0	11
Jack Cooley	4-5	0-0	3-3	4-2-6	2	11	1	0	1	1	16
Team	1-1-2										
<b>Totals</b>	<b>33-68</b>	<b>8-26</b>	<b>24-27</b>	<b>17-29-46</b>	<b>25</b>	<b>98</b>	<b>21</b>	<b>10</b>	<b>2</b>	<b>8</b>	<b>200</b>
<b>Total FG%</b>	<b>1st Half: 20-33, 60.6%</b>		<b>2nd Half: 13-35, 37.1%</b>		<b>Game: 48.5%</b>						
<b>3-PT FG%</b>	<b>1st Half: 5-13, 38.5%</b>		<b>2nd Half: 3-13, 23.1%</b>		<b>Game: 30.8%</b>						
<b>FT %</b>	<b>1st Half: 17-19, 89.5%</b>		<b>2nd Half: 7-8, 87.5%</b>		<b>Game: 88.9%</b>						
<b>Deadball Rebounds: 2</b>											
<b>SCORE BY PERIODS</b>	<b>1</b>		<b>2</b>		<b>F</b>						
Georgia Southern	23	38	61								
Notre Dame	62	36	98								
<b>OFFICIALS:</b> William McCarthy, Mike Roberts, Chris Beaver											
<b>TECHNICALS:</b> Georgia Southern - None. Notre Dame - None.											
<b>ATTENDANCE:</b> 8,165											
<b>Notes:</b> Notre Dame improved to 88-18 all-time in season openers and 37-6 in openers at Purcell Pavilion ... The Irish are 11-0 all-time in season opener under Mike Brey ... Notre Dame improved to 20-1 all-time against team from the Southern Conference ... Notre Dame's 98 points were the highest point-total in a season-opening game since a 99-53 victory over New Hampshire to open the 2001-02 campaign ... The 37-point win was the largest point in a season opener since a 43-point win (92-49) against IPFW to start the 2006-07 season ... The 62 first-half points matched the most in a first half under Mike Brey ... Notre Dame held Georgia Southern to just five field goals in the first half which matched the fewest by an Irish team under Brey ... Ben Hansbrough scored his 1,000 career point and topped the 20-plus point mark for the eighth time in his career ... Jack Cooley's 11 points were a career high and the first time that he had scored in double figures.											

GAME #3	NOTRE DAME		102								
CHICAGO STATE		62									
November 17, 2010 • Notre Dame, Ind.											
Purcell Pavilion at the Joyce Center											
Chicago State	FG-A	3FG-A	FTA	REB	PF	TP	A	TO	BK	ST	MIN
Carl Montgomery	6-16	1-2	1-2	3-4-7	2	14	0	2	0	1	29
Hajji Martin	4-6	0-0	6-10	3-5-8	3	14	0	1	0	1	22
Christian Wall	4-12	2-5	4-4	0-4-4	4	14	5	2	1	2	35
Victor Scott	3-7	2-6	1-2	0-0-0	3	9	4	0	0	0	31
Antonio Lofton	0-3	0-2	1-2	0-1-1	3	1	4	3	0	0	18
Steve Martin Jr.	0-0	0-0	0-0	0-0-0	0	0	1	1	0	0	9
Ardarius Simmons	1-4	0-1	0-0	0-1-1	2	2	2	2	0	0	18
Jonathan Montgomery	3-9	2-4	0-0	0-1-1	4	8	1	0	0	1	24
Quincy Ukaigwe	0-3	0-0	0-0	0-3-3	3	0	0	0	0	0	11
Pawal Kielbasa	0-1	0-0	0-0	0-1-1	1	0	0	0	0	0	3
Team	1-1-2										
<b>Totals</b>	<b>21-61</b>	<b>7-20</b>	<b>13-20</b>	<b>7-21-28</b>	<b>25</b>	<b>62</b>	<b>17</b>	<b>11</b>	<b>1</b>	<b>5</b>	<b>200</b>
<b>Total FG%</b>	<b>1st Half: 10-31, 32.3%</b>		<b>2nd Half: 11-30, 36.7%</b>		<b>Game: 34.4%</b>						
<b>3-PT FG%</b>	<b>1st Half: 6-14, 42.9%</b>		<b>2nd Half: 1-6, 16.7%</b>		<b>Game: 35.0%</b>						
<b>FT %</b>	<b>1st Half: 5-8, 62.5%</b>		<b>2nd Half: 8-12, 66.7%</b>		<b>Game: 65.0%</b>						
<b>Deadball Rebounds: 1</b>											
Notre Dame	FG-A	3FG-A	FTA	REB	PF	TP	A	TO	BK	ST	MIN
Tyrone Nash	4-6	0-0	3-4	6-4-10	2	11	7	1	0	0	26
Tim Abramaitis	6-15	1-8	8-9	3-7-10	0	21	7	0	1	1	30
Carleton Scott	6-8	3-4	2-2	2-9-11	4	17	3	2	3	1	23
Eric Atkins	4-7	2-4	2-2	1-2-3	3	12	5	1	0	0	32
Ben Hansbrough	7-13	6-10	2-5	1-4-5	2	22	6	2	0	0	30
Tom Kopko	0-2	0-1	0-0	1-0-1	0	0	0	0	0	0	7
Alex Dragicevich	1-2	0-0	2-2	0-1-1	0	4	0	0	0	0	7
Tom Knight	0-2	0-0	0-0	0-2-2	0	0	0	0	1	0	7
Joey Brooks	1-6	0-4	3-6	1-3-4	0	5	1	2	0	1	17
Mike Broghammer	2-4	0-0	0-2	2-2-4	3	4	0	1	0	0	10
Jack Cooley	3-4	0-0	0-2	3-2-5	1	6	0	0	1	0	13
Team	0-3-3										
<b>Totals</b>	<b>34-69</b>	<b>12-31</b>	<b>22-34</b>	<b>20-39-59</b>	<b>15</b>	<b>102</b>	<b>29</b>	<b>9</b>	<b>6</b>	<b>3</b>	<b>200</b>
<b>Total FG%</b>	<b>1st Half: 18-33, 54.5%</b>		<b>2nd Half: 16-36, 44.4%</b>		<b>Game: 49.3%</b>						
<b>3-PT FG%</b>	<b>1st Half: 4-15, 26.7%</b>		<b>2nd Half: 8-16, 50.0%</b>		<b>Game: 38.7%</b>						
<b>FT %</b>	<b>1st Half: 12-20, 60.0%</b>		<b>2nd Half: 10-14, 71.4%</b>		<b>Game: 64.7%</b>						
<b>Deadball Rebounds: 6</b>											
<b>SCORE BY PERIODS</b>	<b>1</b>		<b>2</b>		<b>F</b>						
Chicago State	31	31	62								
Notre Dame	52	50	102								
<b>OFFICIALS:</b> Paul Janssen, Gene Steratore, Lamar Simpson											
<b>TECHNICALS:</b> Chicago State - None. Notre Dame - None.											
<b>ATTENDANCE:</b> 6,252											
<b>Notes:</b> Eric Atkins started in place of Scott Martin who missed the game due to back spasms ... It marked the first time an Irish freshman had started a game since the 2006-07 season ... Ben Hansbrough topped the 20-point mark for the second time this season and ninth time in his career ... He also has reached double figures in 52 career outings (26 times at Notre Dame) ... His six three-pointers were a career high ... Tim Abramaitis and Tyrone Nash each notched their second career double ... Carleton Scott posted his fourth career double ... Notre Dame had three players with double doubles for the first time since Jan. 23, 2010 vs. DePaul ... Abramaitis registered his ninth career 20-plus point outing ... Notre Dame recorded its first 40-plus point victory since a 108-62 victory over Northern Illinois on Dec. 8, 2007 ... Notre Dame reached the 100-plus point mark for the 13th time during the Mike Brey era ... The Irish improved to 33-0 all-time in home games at Purcell Pavilion at the Joyce Center during the month of November under Brey.											

GAME #2	NOTRE DAME		72								
LIBERTY		51									
November 14, 2010 • Notre Dame, Ind.											
Purcell Pavilion at the Joyce Center											
Liberty	FG-A	3FG-A	FTA	REB	PF	TP	A	TO	BK	ST	MIN
Sommy Ogukwe	1-2	0-0	0-2	0-3-3	4	2	0	0	0	0	12
Evam Gordon	3-16	1-9	2-5	1-2-3	4	9	4	3	0	0	32
Dan Minaya	5-10	0-1	2-2	2-2-4	0	12	0	1	0	0	23
John Brown	5-11	0-0	0-0	5-7-12	4	10	2	3	0	3	33
Jesse Sanders	2-5	0-2	0-0	1-4-5	2	4	5	3	0	0	29
Chene Phillips	2-3	1-1	0-0	1-0-1	1	5	1	1	0	0	12
James Spencer	0-0	0-0	0-0	0-0-0	0	0	1	0	0	0	2
Jeremy Anderson	0-0	0-0	0-0	0-0-0	1	0	0	1	0	0	8
Joel Vander Pol	0-1	0-0	0-0	0-0-0	4	0	0	0	0	0	6
Antwan Burrus	0-3	0-0	0-0	0-1-1	5	0	1	2	1	0	19
John Caleb Sanders	3-5	3-4	0-0	1-0-1	1	9	0	1	0	0	10
Carle McCasters	0-3	0-0	0-0	1-2-3	0	0	0	0	1	0	14
Team	2-1-3										
<b>Totals</b>	<b>21-59</b>	<b>5-17</b>	<b>4-7</b>	<b>14-22-36</b>	<b>26</b>	<b>51</b>	<b>14</b>	<b>15</b>	<b>2</b>	<b>3</b>	<b>200</b>
<b>Total FG%</b>	<b>1st Half: 10-26, 38.5%</b>		<b>2nd Half: 11-33, 33.3%</b>		<b>Game: 35.6%</b>						
<b>3-PT FG%</b>	<b>1st Half: 2-8, 25.0%</b>		<b>2nd Half: 3-9, 33.3%</b>		<b>Game: 29.4%</b>						
<b>FT %</b>	<b>1st Half: 0-0, 00.0%</b>		<b>2nd Half: 4-7, 57.1%</b>		<b>Game: 57.1%</b>						
<b>Deadball Rebounds: 1</b>											
Notre Dame	FG-A	3FG-A	FTA	REB	PF	TP	A	TO	BK	ST	MIN
Tyrone Nash	2-4	0-0	12-15	4-5-9	0	16	1	1	0	0	28
Tim Abramaitis	4-12	2-9	3-4	1-6-7	2	13	0	2	1	2	34
Carleton Scott	2-6	0-3	0-2	2-4-6	3	4	2	3	2	0	25
Scott Martin	2-9	1-5	1-4	2-1-3	0	6	3	2	1	1	29
Ben Hansbrough	7-13	5-8	0-0	0-2-2	3	19	4	1	0	1	34
Eric Atkins	4-7	2-3	0-0	0-1-1	0	10	4	1	0	0	22
Tom Kopko	0-0	0-0	0-0	0-0-0	0	0	0	0	0	0	1
Alex Dragicevich	0-0	0-0	0-0	0-0-0	0	0	0	0	0	0	1
Tom Knight	0-1	0-0	0-0	1-0-1	0	0	1	0	0	0	1
Joey Brooks	2-2	0-0	0-0	1-2-3	1	4	1	0	0	0	12
Mike Broghammer	0-1	0-0	0-0	1-0-1	0	0	0	0	0	0	1
Jack Cooley	0-0	0-0	0-0	2-2-4	0	0	0	2	0	0	12
Team	1-1-2										
<b>Totals</b>	<b>23-55</b>	<b>10-28</b>	<b>16-25</b>	<b>16-26-42</b>	<b>11</b>	<b>72</b>	<b>16</b>	<b>12</b>	<b>4</b>	<b>4</b>	<b>200</b>
<b>Total FG%</b>	<b>1st Half: 12-27, 44.4%</b>		<b>2nd Half: 11-28, 39.3%</b>		<b>Game: 41.8%</b>						
<b>3-PT FG%</b>	<b>1st Half: 7-15, 46.7%</b>		<b>2nd Half: 3-13, 23.1%</b>		<b>Game: 35.7%</b>						
<b>FT %</b>	<b>1st Half: 10-15, 66.7%</b>		<b>2nd Half: 6-10, 60.0%</b>		<b>Game: 64.0%</b>						
<b>Deadball Rebounds: 3</b>											

<b>GAME #5</b>		<b>NOTRE DAME</b>	<b>89</b>
		<b>GEORGIA</b>	<b>83</b>

November 25, 2010 • Orlando, Fla. (Old Spice Classic)  
HP Fieldhouse at the ESPN Wide World of Sports Complex

Georgia	FG-A	3FG-A	FTA	REB	PF	TP	A	TO	BK	ST	MIN
Chris Barnes	1-1	0-0	0-0	1-4-5	3	2	0	0	0	1	19
Jeremy Price	0-0	0-0	3-4	1-3-4	5	3	1	0	1	1	20
Travis Leslie	9-16	1-3	4-6	5-4-9	4	23	3	2	0	5	47
Dustin Ware	3-13	3-13	0-0	0-1-1	2	9	5	1	0	1	45
Gerald Robinson	7-18	2-8	0-3	2-0-2	4	16	5	3	0	0	44
Marcus Thornton	1-1	0-0	0-0	0-0-0	0	2	0	1	0	0	4
Matt Bucklin	0-0	0-0	0-0	0-0-0	0	0	0	0	0	0	0+
Donte Williams	0-0	0-0	0-0	0-0-0	0	0	0	0	0	0	3
Connor Nolte	3-4	0-1	1-1	0-2-2	5	7	2	0	0	1	24
Sherrard Brantley	3-7	2-5	0-0	0-1-1	1	8	0	1	0	0	11
Trey Thompkins	5-13	1-4	2-6	2-8-10	3	13	3	4	3	1	33
Team			5-0-5								
<b>Totals</b>	<b>32-73</b>	<b>9-34</b>	<b>10-20</b>	<b>16-23-39</b>	<b>27</b>	<b>83</b>	<b>19</b>	<b>12</b>	<b>4</b>	<b>9</b>	<b>250</b>
<b>Total FG%</b>	<b>1st Half: 15-29, 51.7%</b>	<b>2nd Half: 10-27, 37.0%</b>	<b>OT: 7-17, 41.2%</b>	<b>Game: 43.8%</b>							
<b>3-PT FG%</b>	<b>1st Half: 4-14, 28.6%</b>	<b>2nd Half: 3-13, 23.1%</b>	<b>OT: 2-7, 28.6%</b>	<b>Game: 26.5%</b>							
<b>FT %</b>	<b>1st Half: 3-3, 100.0%</b>	<b>2nd Half: 2-12, 16.7%</b>	<b>OT: 5-5, 100.0%</b>	<b>Game: 50.0%</b>							
<b>Deadball Rebounds:</b>	<b>4</b>										

Notre Dame	FG-A	3FG-A	FTA	REB	PF	TP	A	TO	BK	ST	MIN
Tyrone Nash	5-11	0-0	8-12	2-4-6	1	18	2	1	1	1	37
Tim Abromaitis	6-11	4-5	9-12	0-6-6	4	25	0	2	0	1	46
Carleton Scott	5-12	1-6	0-0	2-9-11	5	11	3	4	0	0	38
Scott Martin	2-3	0-1	2-4	0-2-2	1	6	0	2	0	0	26
Ben Hansbrough	3-9	1-3	6-9	3-2-5	4	13	2	5	0	0	45
Eric Atkins	3-6	1-2	2-2	1-3-4	1	9	1	1	0	0	38
Joey Brooks	0-0	0-0	0-0	0-0-0	0	0	0	1	0	0	2
Jack Cooley	2-5	0-0	3-4	3-1-4	0	7	2	0	0	0	18
Team			2-2-4								
<b>Totals</b>	<b>26-57</b>	<b>7-17</b>	<b>30-43</b>	<b>13-29-42</b>	<b>16</b>	<b>89</b>	<b>10</b>	<b>16</b>	<b>1</b>	<b>2</b>	<b>250</b>
<b>Total FG%</b>	<b>1st Half: 9-24, 37.5%</b>	<b>2nd Half: 11-19, 57.9%</b>	<b>OT: 6-14, 42.9%</b>	<b>Game: 45.6%</b>							
<b>3-PT FG%</b>	<b>1st Half: 3-10, 30.0%</b>	<b>2nd Half: 2-3, 66.7%</b>	<b>OT: 2-4, 50.0%</b>	<b>Game: 41.2%</b>							
<b>FT %</b>	<b>1st Half: 4-8, 50.0%</b>	<b>2nd Half: 13-21, 61.9%</b>	<b>OT: 13-14, 92.9%</b>	<b>Game: 69.8%</b>							
<b>Deadball Rebounds:</b>	<b>8; 2</b>										

<b>SCORE BY PERIODS</b>	<b>1</b>	<b>2</b>	<b>OT</b>	<b>OT2</b>	<b>F</b>
Georgia	37	25	7	14	83
Notre Dame	25	37	7	20	89

**OFFICIALS:** John Higgins, Marc Ellard, Rick Hartzell  
**TECHNICALS:** Georgia - None. Notre Dame - None.  
**ATTENDANCE:** 2,973

**Notes:** This was just the second meeting ever between the Irish and Bulldogs ... Mike Brey improved to 9-7 all-time versus teams from the SEC ... The Irish improved to 16-6 in in-season tournaments under Brey ... Notre Dame trailed at halftime for the first time this season and trailed by as many as 13 points in the second half ... The Irish used a 11-0 run to take the lead with 8:38 remaining ... The Irish improved to 6-7 all-time in overtime contests under Brey and this was the sixth double-overtime contest ... Notre Dame's last double-overtime victory was a 93-92 win over Georgetown at home on Dec. 1, 2003 ... Tim Abromaitis' 25 points marked the first time in his career that he scored 20-plus points in three consecutive games ... Tyrone Nash's 18 points marked a career high ... Carleton Scott registered his second double-double in the last three games.

<b>GAME #7</b>		<b>NOTRE DAME</b>	<b>58</b>
		<b>WISCONSIN</b>	<b>51</b>

November 28, 2010 • Orlando, Fla. (Old Spice Classic)  
HP Fieldhouse at the ESPN Wide World of Sports Complex

Wisconsin	FG-A	3FG-A	FTA	REB	PF	TP	A	TO	BK	ST	MIN
Jon Leuer	6-16	3-7	4-4	1-4-5	1	19	1	2	0	1	38
Mike Bruesewitz	0-2	0-0	0-0	2-0-2	4	0	0	0	0	0	16
Keaton Nankivil	4-7	1-3	0-0	2-2-4	3	9	2	0	5	2	34
Jordan Taylor	6-19	2-7	0-0	0-4-4	5	14	5	1	0	0	38
Josh Gasser	0-3	0-1	0-0	0-3-3	5	0	2	0	0	0	22
Ben Brust	0-0	0-0	0-0	0-0-0	1	0	0	0	0	0	0+
Ryan Evans	1-3	0-0	0-0	1-4-5	1	2	1	0	0	0	16
Tim Jarmusz	1-4	1-4	0-0	0-1-1	1	3	1	0	0	2	21
Rob Wilson	0-1	0-1	0-0	0-3-3	0	0	2	0	0	0	9
Jared Berggren	2-2	0-0	0-0	0-1-1	1	4	0	1	0	0	6
Team			0-0-0								
<b>Totals</b>	<b>20-57</b>	<b>7-23</b>	<b>4-4</b>	<b>6-22-28</b>	<b>22</b>	<b>51</b>	<b>14</b>	<b>4</b>	<b>5</b>	<b>5</b>	<b>200</b>
<b>Total FG%</b>	<b>1st Half: 9-31, 29.0%</b>	<b>2nd Half: 11-26, 42.3%</b>	<b>Game: 35.1%</b>								
<b>3-PT FG%</b>	<b>1st Half: 1-10, 10.0%</b>	<b>2nd Half: 6-13, 46.2%</b>	<b>Game: 30.4%</b>								
<b>FT %</b>	<b>1st Half: 0-0, 00.0%</b>	<b>2nd Half: 4-4, 100.0%</b>	<b>Game: 100.0%</b>								
<b>Deadball Rebounds:</b>	<b>1; 1</b>										

Notre Dame	FG-A	3FG-A	FTA	REB	PF	TP	A	TO	BK	ST	MIN
Tyrone Nash	2-9	0-0	4-7	4-2-6	1	8	3	2	0	0	26
Tim Abromaitis	3-11	0-2	4-4	1-8-9	2	10	0	2	0	0	36
Carleton Scott	4-8	2-5	2-2	2-5-7	3	12	0	2	3	0	38
Scott Martin	1-4	0-0	4-5	2-5-7	0	6	1	0	0	0	27
Ben Hansbrough	4-10	1-4	1-1	2-4-6	2	10	1	1	0	1	38
Eric Atkins	3-6	1-3	5-6	0-3-3	0	12	2	2	0	0	28
Jack Cooley	0-0	0-0	0-0	1-1-2	0	0	0	0	0	0	7
Team			1-2-3								
<b>Totals</b>	<b>17-48</b>	<b>4-14</b>	<b>20-25</b>	<b>13-30-43</b>	<b>8</b>	<b>58</b>	<b>7</b>	<b>9</b>	<b>3</b>	<b>1</b>	<b>200</b>
<b>Total FG%</b>	<b>1st Half: 7-22, 31.8%</b>	<b>2nd Half: 10-26, 38.5%</b>	<b>Game: 35.4%</b>								
<b>3-PT FG%</b>	<b>1st Half: 3-7, 42.9%</b>	<b>2nd Half: 1-7, 14.3%</b>	<b>Game: 28.6%</b>								
<b>FT %</b>	<b>1st Half: 5-7, 71.4%</b>	<b>2nd Half: 15-18, 83.3%</b>	<b>Game: 80.0%</b>								
<b>Deadball Rebounds:</b>	<b>0</b>										

<b>SCORE BY PERIODS</b>	<b>1</b>	<b>2</b>	<b>F</b>
Wisconsin	19	32	52
Notre Dame	22	36	58

**OFFICIALS:** John Higgins, Rick Crawford, Mike Stephens  
**TECHNICALS:** Wisconsin - None. Notre Dame - None.  
**ATTENDANCE:** 3,428

**Notes:** Notre Dame's win against Wisconsin to claim the 2010 Old Spice Classic title was the first in-season tournament championship for the Irish since winning the BB&T Classic in 2002 ... The win helped Notre Dame match its best start (7-0) under Mike Brey ... The Irish and Badgers met for the 28th time and the first time since Dec. 11, 1968 ... Notre Dame now leads the all-time series 18-10 ... The Irish improved to 18-6 under Mike Brey in in-season tournaments ... Eric Atkins matched his career-high with 12 points ... Notre Dame trailed by 11 (43-32) with 10:40 to play and then closed out the game with a 26-8 run ... The Irish held the Badgers to just one field goal in the final 4:18 of the contest ... Scott and Tim Abromaitis were named to the All-Tournament Team and Abromaitis was also named the tournament's Most Valuable Player.

<b>GAME #6</b>		<b>NOTRE DAME</b>	<b>57</b>
		<b>CALIFORNIA</b>	<b>44</b>

November 26, 2010 • Orlando, Fla. (Old Spice Classic)  
HP Fieldhouse at the ESPN Wide World of Sports Complex

Notre Dame	FG-A	3FG-A	FTA	REB	PF	TP	A	TO	BK	ST	MIN
Tyrone Nash	4-11	0-0	3-6	1-4-5	4	11	3	4	1	1	33
Tim Abromaitis	2-10	0-4	3-5	3-8-11	1	7	2	1	2	0	37
Carleton Scott	5-17	0-9	6-6	0-10-10	1	16	2	1	3	2	35
Scott Martin	2-8	0-3	7-8	1-5-6	1	11	1	0	1	0	26
Ben Hansbrough	1-3	1-3	4-6	1-5-6	3	7	1	2	0	1	30
Eric Atkins	1-2	0-1	2-4	0-0-0	2	4	2	1	0	0	26
Joey Brooks	0-0	0-0	0-0	0-0-0	1	0	0	0	0	0	5
Jack Cooley	0-3	0-0	1-2	1-1-2	2	1	1	0	0	0	8
Team			4-1-5								
<b>Totals</b>	<b>15-54</b>	<b>1-20</b>	<b>26-37</b>	<b>11-34-45</b>	<b>15</b>	<b>57</b>	<b>12</b>	<b>10</b>	<b>8</b>	<b>4</b>	<b>200</b>
<b>Total FG%</b>	<b>1st Half: 9-32, 28.1%</b>	<b>2nd Half: 6-22, 27.3%</b>	<b>Game: 27.8%</b>								
<b>3-PT FG%</b>	<b>1st Half: 0-13, 00.0%</b>	<b>2nd Half: 1-7, 14.3%</b>	<b>Game: 5.0%</b>								
<b>FT %</b>	<b>1st Half: 3-5, 60.0%</b>	<b>2nd Half: 23-32, 71.9%</b>	<b>Game: 70.3%</b>								
<b>Deadball Rebounds:</b>	<b>4; 1</b>										

California	FG-A	3FG-A	FTA	REB	PF	TP	A	TO	BK	ST	MIN
Harper Kamp	3-10	0-0	3-4	1-6-7	4	9	1	4	1	0	27
Markhuri Sanders-Frison	1-6	0-0	1-2	0-9-9	5	3	0	0	1	0	24
Jorge Gutierrez	3-13	1-2	0-0	0-3-3	3	7	4	4	1	2	36
Gary Franklin	3-14	3-12	0-0	0-2-2	4	9	3	2	0	0	28
Allon Crabbe	3-8	2-6	2-2	2-8-10	3	10	0	1	1	0	34
Nigel Carter	0-1	0-0	0-0	0-0-0	3	0	0	0	1	0	8
Brandon Smith	1-2	0-0	0-0	0-2-2	1	2	0	2	0	1	13
Bak Bak	0-0	0-0	0-0	0-1-1	1	0	0	0	0	0	2
Richard Solomon	2-7	0-1	0-1	4-2-6	4	4	0	2	1	1	25
Emerson Murray	0-0	0-0	0-0	0-0-0	0	0	0	0	0	0	3
Team			3-1-4								
<b>Totals</b>	<b>16-61</b>	<b>6-21</b>	<b>6-9</b>	<b>10-34-44</b>	<b>28</b>	<b>44</b>	<b>8</b>	<b>15</b>	<b>6</b>	<b>4</b>	<b>200</b>
<b>Total FG%</b>	<b>1st Half: 2-25, 8.0%</b>	<b>2nd Half: 14-36, 38.9%</b>	<b>Game: 26.2%</b>								
<b>3-PT FG%</b>	<b>1st Half: 0-8, 25.0%</b>	<b>2nd Half: 6-13, 46.2%</b>	<b>Game: 28.6%</b>								
<b>FT %</b>	<b>1st Half: 1-2, 50.0%</b>	<b>2nd Half: 5-7, 71.4%</b>	<b>Game: 66.7%</b>								
<b>Deadball Rebounds:</b>	<b>3; 1</b>										

<b>SCORE BY PERIODS</b>	<b>1</b>	<b>2</b>	<b>F</b>
Notre Dame	21	36	57
California	5	39	44


**OFFICIALS:** Mike Stuart, Mike Kitts, Antonio Petty  
**TECHNICALS:** Notre Dame - None. California - None.  
**ATTENDANCE:** 2,932

**Notes:** This marked the second matchup ever between the two schools ... The only other meeting took place on Dec. 27, 1966 when the Bears defeated the Irish 69-63 in Honolulu, Hawaii ... Notre Dame now is 34-42 all-time versus teams from the Pac-10 Conference ... Notre Dame led 21-5 at the break ... The five points were the fewest allowed in a half during the Mike Brey era ... The Irish held the Bears to just 8.0 percent shooting in the first half (2-25), the lowest shooting percentage for an opponent in a half ... Notre Dame's 1-20 (5.0 percent) was the worst under head coach Brey ... The Irish finally hit a three-pointer (by Ben Hansbrough) with 2:19 left in the contest ... The only other time that the Irish made just one three-pointer was against Pittsburgh on Feb. 3, 2001 ... Tim Abromaitis' 11 rebounds marked a career-high ... Carleton Scott's 16 points and 10 rebounds marked his third double-double of the season.

<b>GAME #8</b>		<b>NOTRE DAME</b>	<b>81</b>
		<b>INDIANA STATE</b>	<b>72</b>

November 30, 2010 • Notre Dame, Ind.  
Purcell Pavilion at the Joyce Center

Indiana State	FG-A	3FG-A	FTA	REB	PF	TP	A	TO	BK	ST	MIN
Carl Richard	5-9	0-1	4-5	1-3-4	4	14	1	1	0	3	31
Myles Walker	5-10	0-0	0-0	0-0-0	3	10	2	1	1	1	29
Jake Kelly	7-13	2-3	1-2	1-4-5	3	17	4	2	1	0	37
Jake Odum	1-4	0-1	3-4	0-2-2	4	5	4	0	1	1	29
Dwayne Lathan	7-16	2-5	6-7	0-1-1	1	22	2	3	0	1	31
Koang Doluony	1-3	0-2	0-0	1-0-1	1	2	0	0	1	0	13
Lucas Eitel	1-1	0-0	0-0	0-1-1	0	2	0	0	0	0	7
Isiah Martin	0-0	0-0	0-0	0-1-1	2	0	0	0	0	0	2
Steve McWhorter	0-0	0-0	0-0	0-0-0	0	0	0	0	0	0	2
RJ Mahurin	0-1	0-1	0-0	0-2-2	1	0	0	0	0	1	8
Aaron Carter	0-4	0-2	0-0	2-1-3	3	0	1	0	0	0	11
Team											

<b>GAME #9</b>		<b>NOTRE DAME</b>	<b>58</b>
		<b>KENTUCKY</b>	<b>72</b>

December 8, 2010 • Louisville, Ky. (SEC/BIG EAST Invitational)

Freedom Hall

Notre Dame	FG-A	3FG-A	FT-A	REB	PF	TP	A	TO	BK	ST	MIN
Tyrone Nash	3-7	0-0	2-4	1-1-2	2	8	1	4	0	1	25
Tim Abromaitis	1-7	0-4	2-2	1-7-8	1	4	2	1	1	0	31
Carleton Scott	4-11	0-4	2-3	2-6-8	3	10	1	0	2	0	31
Scott Martin	3-8	1-4	0-0	1-4-5	4	7	1	0	0	0	27
Ben Hansbrough	7-15	5-9	2-3	0-0-0	4	21	2	3	0	0	38
Eric Atkins	0-4	0-2	4-6	3-2-5	2	4	4	1	0	0	31
Joey Brooks	0-0	0-0	0-0	0-0-0	0	0	0	0	0	0	4
Jack Cooley	2-3	0-0	0-2	1-4-5	3	4	2	1	0	0	13
Team			1-0-1								
<b>Totals</b>	<b>20-55</b>	<b>6-23</b>	<b>12-20</b>	<b>10-24-34</b>	<b>19</b>	<b>58</b>	<b>13</b>	<b>10</b>	<b>3</b>	<b>2</b>	<b>200</b>
<b>Total FG%</b>	<b>1st Half: 14-25, 56.0%</b>			<b>2nd Half: 6-30, 20.0%</b>			<b>Game: 36.4%</b>				
<b>3-PT FG%</b>	<b>1st Half: 5-10, 50.0%</b>			<b>2nd Half: 1-13, 7.7%</b>			<b>Game: 26.1%</b>				
<b>FT %</b>	<b>1st Half: 7-10, 70.0%</b>			<b>2nd Half: 5-10, 50.0%</b>			<b>Game: 60.0%</b>				
<b>Deadball Rebounds:</b>	<b>4</b>										

Kentucky	FG-A	3FG-A	FT-A	REB	PF	TP	A	TO	BK	ST	MIN
Terrence Jones	9-18	2-5	7-10	2-15-17	0	27	3	1	2	1	38
Josh Harrellson	0-2	0-0	0-0	4-5-9	2	0	0	1	0	1	20
Darius Miller	1-5	1-2	4-6	2-3-5	3	7	2	2	0	0	37
Brandon Knight	7-17	2-6	4-4	1-3-4	4	20	5	2	0	1	39
DeAndre Liggins	2-4	2-4	0-0	1-0-1	2	6	0	3	0	0	26
Stacey Poole	1-1	1-1	0-0	1-0-1	0	3	0	0	0	0	2
Jon Hood	1-2	1-1	0-0	0-0-0	2	3	0	0	0	0	4
Doron Lamb	2-8	0-5	2-2	0-2-2	3	6	1	0	0	0	25
Eloy Vargas	0-0	0-0	0-0	0-1-1	0	0	0	0	0	1	9
Team			2-0-2								
<b>Totals</b>	<b>23-57</b>	<b>9-24</b>	<b>17-22</b>	<b>13-29-42</b>	<b>16</b>	<b>72</b>	<b>11</b>	<b>9</b>	<b>2</b>	<b>4</b>	<b>200</b>
<b>Total FG%</b>	<b>1st Half: 15-30, 50.0%</b>			<b>2nd Half: 8-27, 29.6%</b>			<b>Game: 40.4%</b>				
<b>3-PT FG%</b>	<b>1st Half: 4-9, 44.4%</b>			<b>2nd Half: 5-15, 33.3%</b>			<b>Game: 37.5%</b>				
<b>FT %</b>	<b>1st Half: 6-8, 75.0%</b>			<b>2nd Half: 11-14, 78.6%</b>			<b>Game: 77.3%</b>				
<b>Deadball Rebounds:</b>	<b>2</b>										

SCORE BY PERIODS	1	2	F
Notre Dame	40	18	58
Kentucky	40	32	72

**OFFICIALS:** John Cahill, Tony Greene, Jamie Luckie  
**TECHNICALS:** Notre Dame - None, Kentucky - None.  
**ATTENDANCE:** 17,404

**Notes:** Notre Dame made its first-ever appearance in the SEC/BIG EAST Invitational ... The Irish lost at Freedom Hall for the 11th straight time and have not won there since Jan. 31, 1988 ... Notre Dame fell to 18-42 all-time against Kentucky ... The 18 second-half points scored by the Irish matched the fewest ever in a second half under Mike Brey ... Notre Dame's 20.0 field goal shooting percentage was the lowest ever in the second half by an Irish team under Brey ... The Irish were outbounded for the first time this season ... Ben Hansbrough topped the 20-plus point mark for the fourth time in 2010-11 and 11th time during his career ... Carleton Scott netted double figures for the seventh consecutive game, the longest double-figure scoring streak of his career.

<b>GAME #11</b>		<b>NOTRE DAME</b>	<b>88</b>
		<b>STONY BROOK</b>	<b>62</b>

December 19, 2010 • Notre Dame, Ind.

Purcell Pavilion at the Joyce Center


Stony Brook	FG-A	3FG-A	FT-A	REB	PF	TP	A	TO	BK	ST	MIN
Danny Carter	1-2	0-1	0-0	2-3-5	1	2	1	2	0	1	19
Al Rapier	1-5	0-0	0-0	1-2-3	3	2	2	3	0	1	19
Anthony Mayo	3-7	0-0	0-0	1-3-4	2	6	0	0	1	0	20
Bryan Dougher	1-9	1-4	0-0	0-0-0	0	3	0	1	0	0	25
Marcus Rouse	6-11	2-4	1-2	1-2-3	2	15	2	0	0	1	26
Prebye Prebony	1-3	0-0	2-2	1-3-4	1	4	4	0	1	0	16
Anthony Jackson	5-8	2-5	0-0	1-2-3	3	12	1	1	0	1	15
Dave Coley	5-13	1-2	0-0	0-4-4	1	11	0	1	0	0	24
Leonard Hayes	0-0	0-0	0-0	0-1-1	1	0	1	0	0	0	4
Aric McAlister	1-2	0-0	0-0	1-0-1	2	2	0	0	0	1	13
Dallis Joyner	2-9	0-0	1-4	2-0-2	1	5	0	0	0	0	19
Team			1-0-1								
<b>Totals</b>	<b>26-69</b>	<b>6-16</b>	<b>4-8</b>	<b>12-21-33</b>	<b>17</b>	<b>62</b>	<b>11</b>	<b>8</b>	<b>2</b>	<b>5</b>	<b>200</b>
<b>Total FG%</b>	<b>1st Half: 12-33, 36.4%</b>			<b>2nd Half: 14-36, 38.9%</b>			<b>Game: 37.7%</b>				
<b>3-PT FG%</b>	<b>1st Half: 3-6, 50.0%</b>			<b>2nd Half: 3-10, 30.0%</b>			<b>Game: 37.5%</b>				
<b>FT %</b>	<b>1st Half: 1-2, 50.0%</b>			<b>2nd Half: 3-6, 50.0%</b>			<b>Game: 50.0%</b>				
<b>Deadball Rebounds:</b>	<b>2</b>										

Notre Dame	FG-A	3FG-A	FT-A	REB	PF	TP	A	TO	BK	ST	MIN
Tyrone Nash	1-4	0-0	2-2	1-5-6	2	4	2	2	2	1	26
Tim Abromaitis	8-13	2-5	4-5	2-6-8	0	22	3	2	2	1	31
Carleton Scott	8-8	4-4	0-0	2-2-4	0	20	5	1	0	0	26
Scott Martin	4-6	1-1	0-0	1-5-6	1	9	3	0	0	2	21
Ben Hansbrough	4-14	2-7	4-4	0-4-4	2	14	8	0	0	1	28
Eric Atkins	1-3	0-1	0-0	0-3-3	2	2	5	2	0	0	29
Tom Kopko	0-0	0-0	0-0	0-0-0	0	0	1	0	0	0	2
Alex Dragicevich	0-0	0-0	0-0	0-0-0	0	0	0	0	0	0	4
Tom Knight	0-2	0-0	0-0	0-1-1	0	0	0	0	0	0	4
Joey Brooks	3-5	0-0	0-0	0-2-2	2	6	1	2	0	0	10
Mike Broghammer	2-4	0-0	0-0	0-0-0	0	4	0	0	0	0	9
Jack Cooley	3-4	0-0	1-1	1-2-3	1	7	0	0	1	0	10
Team											
<b>Totals</b>	<b>34-63</b>	<b>9-18</b>	<b>11-12</b>	<b>9-33-42</b>	<b>10</b>	<b>88</b>	<b>28</b>	<b>9</b>	<b>5</b>	<b>4</b>	<b>200</b>
<b>Total FG%</b>	<b>1st Half: 15-31, 48.4%</b>			<b>2nd Half: 19-32, 59.4%</b>			<b>Game: 54.0%</b>				
<b>3-PT FG%</b>	<b>1st Half: 4-11, 36.4%</b>			<b>2nd Half: 5-7, 71.4%</b>			<b>Game: 50.0%</b>				
<b>FT %</b>	<b>1st Half: 7-8, 87.5%</b>			<b>2nd Half: 4-4, 100.0%</b>			<b>Game: 91.7%</b>				
<b>Deadball Rebounds:</b>	<b>0</b>										

SCORE BY PERIODS	1	2	F
Stony Brook	28	34	62
Notre Dame	41	47	88

**OFFICIALS:** Ed Corbett, Les Jones, Lamar Simpson  
**TECHNICALS:** Stony Brook - None, Notre Dame - None  
**ATTENDANCE:** 6,211

**Notes:** Carleton Scott topped the 20-point mark for the second straight game and second time in his career as he extended his current double-figure scoring streak to a personal best nine consecutive games ... With his eight-for-eight performance from the field, Scott equaled the best field goal percentage by an Irish player since Torin Francis hit on all eight of his field goal attempts against Maryland on Dec. 7, 2002 ... His five assists also marked a career best ... Ben Hansbrough has faltered three-point field in 15 consecutive games ... Notre Dame dished out 20-plus assists for the fifth time this season and the 28 assists were the second-highest total of the season ... Tim Abromaitis reached double figures for the ninth time and tallied 20-plus points for the fifth time (13th in his career) ... The Irish eclipsed the 80-point mark for the seventh time and the 41 first-half points marked the seventh time this season that the Irish had netted 40-plus points in the first half ... Notre Dame has outbounded 10 of its 11 opponents.

<b>GAME #10</b>		<b>NOTRE DAME</b>	<b>83</b>
		<b>GONZAGA</b>	<b>79</b>

December 11, 2010 • Notre Dame, Ind.

Purcell Pavilion at the Joyce Center


Gonzaga	FG-A	3FG-A	FT-A	REB	PF	TP	A	TO	BK	ST	MIN
Elias Harris	6-9	1-2	6-6	1-4-5	5	19	4	2	1	1	24
Mathis Monninghoff	1-2	1-1	0-0	0-1-1	1	3	1	0	0	0	13
Robert Sacre	8-13	0-0	0-0	1-5-6	5	16	1	2	2	0	36
Demetri Goodson	0-4	0-1	0-0	1-0-1	5	0	4	0	0	1	25
Steven Gray	6-13	5-10	1-2	0-2-2	5	18	8	1	0	0	37
Marquise Carter	2-5	0-1	1-2	0-0-0	1	5	1	0	0	1	14
Mangisto Arop	5-6	4-5	2-2	0-5-5	2	16	0	3	0	0	32
David Stockton	0-0	0-0	0-0	0-0-0	0	0	0	0	0	0	0+
Kelly Olynyk	0-2	0-0	0-0	0-1-1	1	0	1	0	0	0	11
Michael Hart	0-0	0-0	0-0	0-0-0	0	0	0	0	0	0	1
Sam Dowler	1-1	0-0	0-0	2-4-6	2	2	0	1	0	0	7
Team			2-4-6								
<b>Totals</b>	<b>29-55</b>	<b>11-20</b>	<b>10-12</b>	<b>5-22-27</b>	<b>27</b>	<b>79</b>	<b>20</b>	<b>9</b>	<b>3</b>	<b>3</b>	<b>200</b>
<b>Total FG%</b>	<b>1st Half: 14-26, 53.8%</b>			<b>2nd Half: 15-29, 51.7%</b>			<b>Game: 52.7%</b>				
<b>3-PT FG%</b>	<b>1st Half: 5-9, 55.6%</b>			<b>2nd Half: 6-11, 54.5%</b>			<b>Game: 55.0%</b>				
<b>FT %</b>	<b>1st Half: 4-4, 100.0%</b>			<b>2nd Half: 6-8, 75.0%</b>			<b>Game: 83.3%</b>				
<b>Deadball Rebounds:</b>	<b>1</b>										

Notre Dame	FG-A	3FG-A	FT-A	REB	PF	TP	A	TO	BK	ST	MIN
Tyrone Nash	1-2	0-0	1-1	0-1-1	4	3	5	1	0	1	24
Tim Abromaitis	7-13	4-6	3-3	2-6-8	1	21	4	1	0	0	39
Carleton Scott	6-9	3-5	8-9	1-3-4	1	23	2	1	1	0	21
Scott Martin	3-6	2-3	1-2	1-2-3	4	9	2	3	0	0	35
Ben Hansbrough	3-7	1-2	6-9	0-3-3	2	13	3	2	0	1	36
Eric Atkins	3-9	1-4	5-10	1-6-7	2	12	3	0	0	1	34
Joey Brooks	0-0	0-0	0-2	0-0-0	0	0	0	0	0	0	1
Mike Broghammer	0-0	0-0	0-0	1-0-1	0	0	0	0	0	0	1
Jack Cooley	1-2	0-0	0-0	0-1-1	3	2	0	0	1	2	9
Team			0-1-1								
<b>Totals</b>	<b>24-48</b>	<b>11-20</b>	<b>24-36</b>	<b>6-22-28</b>	<b>17</b>	<b>83</b>	<b>19</b>	<b>8</b>	<b>2</b>	<b>6</b>	<b>200</b>
<b>Total FG%</b>	<b>1st Half: 14-27, 51.9%</b>			<b>2nd Half: 10-21, 47.6%</b>			<b>Game: 50.0%</b>				
<b>3-PT FG%</b>	<b>1st Half: 6-11, 54.5%</b>			<b>2nd Half: 5-9, 55.6%</b>			<b>Game: 55.0%</b>				
<b>FT %</b>	<b>1st Half: 9-14, 64.3%</b>			<b>2nd Half: 15-22, 68.2%</b>			<b>Game: 66.7%</b>				
<b>Deadball Rebounds:</b>	<b>8</b>										

SCORE BY PERIODS	1	2	F
Gonzaga	37	42	79
Notre Dame	43	40	83

**OFFICIALS:** John Cahill, Karl Hess, Jeff Clark  
**TECHNICALS:** Gonzaga - Sam Dowler, Notre Dame - Jack Cooley.  
**ATTENDANCE:** 8,570

**Notes:** Notre Dame is off to a 9-1 start for the second straight year ... This was the first-ever meeting between the Irish and the Zags ... Carleton Scott's 23 points marked a career-high and was the first time in his career with 20-plus points ... Scott's current eight-game double-figure scoring streak is the longest of his career and his three three-pointers matched his career high ... He also became the third different Irish player to score 20-plus points in a game ... Tim Abromaitis' 21 points marked the fourth 20-plus point outing of the season ... Eric Atkins matched his career high with his 12-point effort and reached double figures for the fourth time while his seven rebounds marked a personal best ... Notre Dame's 11 three-pointers marked the fourth time this season the Irish had 10-plus three-pointers in a game.

<b>GAME #12</b>		<b>NOTRE DAME</b>	<b>93</b>
		<b>UMBC</b>	<b>53</b>

December 22, 2010 • Notre Dame, Ind.

Purcell Pavilion at the Joyce Center

UMBC	FG-A	3FG-A	FT-A	REB	PF	TP	A	TO	BK	ST	MIN
Adrian Satchell	1-6	0-0	1-2	3-6-9	3	3	1	3	0	1	23
Justin Fry	2-5	0-0	0-0	0-0-0	3	4	1	2	0	0	14
Bakari Smith	1-2	0-0	0-0	2-3-5	2	2	0	1	0	2	20
Chris De La Rosa	7-14	1-3	0-0	0-5-5	2	15	3	2	0	2	37
Travis King	2-8	0-5	0-0	1-2-3	0	4	1	0	0	2	2




GAME #13	G	NOTRE DAME		69							
		GEORGETOWN		55							
December 29, 2010 • Notre Dame, Ind. Purcell Pavilion at the Joyce Center											
Georgetown	FG-A	3FG-A	FTA	REB	PF	TP	A	TO	BK	ST	MIN
Hollis Thompson	2-4	0-2	0-0	1-5-6	2	4	0	3	0	1	19
Julian Vaughn	2-4	0-0	0-0	0-3-3	4	4	2	0	2	0	17
Chris Wright	1-9	0-5	1-3	0-1-1	3	6	3	0	0	0	34
Austin Freeman	9-16	1-4	2-4	1-2-3	3	21	3	4	0	1	36
Jason Clark	3-9	2-8	0-0	1-4-5	1	8	2	2	0	3	35
Markel Starks	0-0	0-0	0-0	0-0-0	0	0	0	0	0	0	1
Vee Sanford	2-4	0-0	2-2	2-2-4	2	6	0	0	1	0	12
Henry Sims	2-5	0-1	0-0	2-5-7	4	4	2	1	2	1	23
Jerrelle Benimon	0-0	0-0	0-0	1-1-2	2	0	0	1	0	0	10
Nate Lubick	2-3	1-1	0-0	0-0-0	2	5	1	1	0	0	13
Team				2-0-2							1
Totals	23-54	4-22	5-9	10-23-33	24	55	16	15	6	6	200
Total FG%	1st Half: 10-28, 35.7%			2nd Half: 13-26, 50.0%			Game: 42.6%				
3-PT FG%	1st Half: 3-13, 23.1%			2nd Half: 1-9, 11.1%			Game: 18.2%				
FT %	1st Half: 3-7, 42.9%			2nd Half: 2-2, 100.0%			Game: 55.6%				
Deadball Rebounds: 1											
Notre Dame	FG-A	3FG-A	FTA	REB	PF	TP	A	TO	BK	ST	MIN
Tyrone Nash	5-11	0-0	5-6	6-4-10	2	15	3	2	1	0	33
Tim Abromaitis	6-12	5-7	3-3	1-3-4	1	20	1	3	0	1	39
Carleton Scott	0-6	0-4	4-4	0-7-7	2	4	1	2	2	3	37
Scott Martin	5-9	1-1	0-4	0-3-3	1	11	1	1	0	1	30
Ben Hansbrough	3-11	1-3	10-10	3-3-6	3	17	3	2	0	2	37
Eric Atkins	0-2	0-1	0-0	0-1-1	4	0	2	1	0	0	19
Jack Cooley	1-1	0-0	0-0	1-0-1	0	2	0	0	0	0	5
Team				0-3-3							1
Totals	20-52	7-16	22-27	11-24-35	13	69	14	11	3	6	200
Total FG%	1st Half: 10-27, 37.0%			2nd Half: 10-25, 40.0%			Game: 38.5%				
3-PT FG%	1st Half: 3-8, 37.5%			2nd Half: 4-8, 50.0%			Game: 43.8%				
FT %	1st Half: 11-14, 78.6%			2nd Half: 11-13, 84.6%			Game: 81.5%				
Deadball Rebounds: 3											
SCORE BY PERIODS	1		2		F						
Georgetown	26		29		55						
Notre Dame	34		35		69						
OFFICIALS:	Pat Driscoll, Mike Roberts, Karl Hess										
TECHNICALS:	Georgetown - None, Notre Dame - None										
ATTENDANCE:	9,149										

GAME #15	UNIVERSITY OF CONNECTICUT HUSKIES	NOTRE DAME		73							
		CONNECTICUT		70							
January 4, 2011 • Notre Dame, Ind. Purcell Pavilion at the Joyce Center											
Connecticut	FG-A	3FG-A	FTA	REB	PF	TP	A	TO	BK	ST	MIN
Roscoe Smith	5-8	0-1	1-2	1-3-4	2	11	0	0	1	0	32
Alex Oriakhi	0-3	0-0	0-0	0-6-6	5	0	2	3	2	0	23
Charles Okwandu	1-2	0-0	0-0	0-1-1	2	2	1	0	1	1	17
Jeremy Lamb	3-5	2-3	0-0	3-1-4	2	8	0	1	0	0	20
Kemba Walker	8-23	0-5	3-3	0-7-7	4	19	5	3	1	3	37
Donnell Beverly	0-0	0-0	0-0	0-1-1	0	0	1	0	0	0	8
Jamal Coombs-McDaniel	4-7	1-2	0-0	2-2-4	2	9	0	1	0	0	17
Niels Giffey	1-4	1-3	0-0	0-0-0	0	3	2	0	0	1	10
Tyler Olander	0-1	0-0	0-0	1-1-2	3	0	0	1	0	0	8
Shabazz Napier	4-6	3-4	7-7	1-1-2	3	18	5	3	1	1	28
Team				2-0-2							2
Totals	26-59	7-18	11-12	10-23-33	23	70	16	12	6	6	200
Total FG%	1st Half: 12-30, 40.0%			2nd Half: 14-29, 48.3%			Game: 44.1%				
3-PT FG%	1st Half: 3-8, 37.5%			2nd Half: 4-10, 40.0%			Game: 38.9%				
FT %	1st Half: 3-4, 75.0%			2nd Half: 8-8, 100.0%			Game: 91.7%				
Deadball Rebounds: 0											
Notre Dame	FG-A	3FG-A	FTA	REB	PF	TP	A	TO	BK	ST	MIN
Tyrone Nash	3-8	0-0	5-6	3-4-7	4	11	3	1	3	0	26
Tim Abromaitis	6-9	3-5	4-10	1-6-7	2	19	1	3	1	2	39
Eric Atkins	2-6	1-2	2-5	0-1-1	2	7	5	0	0	3	39
Scott Martin	4-12	2-6	3-4	1-2-3	4	13	2	2	1	0	31
Ben Hansbrough	7-16	2-6	5-6	2-3-5	2	21	4	2	0	1	40
Joey Brooks	0-0	0-0	0-0	0-0-0	1	0	0	0	0	0	7
Jack Cooley	1-2	0-0	0-0	2-4-6	2	2	0	0	0	1	18
Team				3-4-7							1
Totals	23-53	8-19	19-31	12-24-36	17	73	15	8	5	7	200
Total FG%	1st Half: 12-29, 41.4%			2nd Half: 11-24, 45.8%			Game: 43.4%				
3-PT FG%	1st Half: 7-14, 50.0%			2nd Half: 1-5, 20.0%			Game: 42.1%				
FT %	1st Half: 7-12, 58.3%			2nd Half: 12-19, 63.2%			Game: 61.3%				
Deadball Rebounds: 3											
SCORE BY PERIODS	1		2		F						
Connecticut	30		40		70						
Notre Dame	38		35		73						
OFFICIALS:	Tim Higgins, James Breeding, Mike Roberts										
TECHNICALS:	Connecticut - None, Notre Dame - None										
ATTENDANCE:	7,291										
Notes:	Mike Brey earned his 100th BIG EAST career regular-season victory and is one of only six coaches in league history with 100 regular-season wins ... This was the seventh time in the last eight games where the final outcome was decided by nine or fewer points and was the Irish's closest win in the series since a 68-66 win at home on Feb. 12, 2000 (also the closest win this season) ... Notre Dame was facing its third straight top-10 opponent ... The Irish had not faced three consecutive top-10 opponents since the 2002-03 campaign ... The back-to-back home wins against Georgetown and Connecticut were the first against top-10 teams for a Notre Dame team since the 1960-61 season ... Tim Abromaitis reached double figures for the 13th time in 2010-11 ... Ben Hansbrough scored in double figures for the ninth straight game and 14th time this season ... His 21 points marked the fifth time that he has netted 20-plus points in a game (12th time in his career and eighth time at Notre Dame) ... Scott Martin scored in double figures for the fourth straight game ... Tyrone Nash scored in double figures for the eighth time this season ... The game marked the 10th time this season that Notre Dame has had at least four players in double figures ... Notre Dame is 10-0 at home this season.										

GAME #14	S	NOTRE DAME		58							
		SYRACUSE		70							
January 1, 2011 • Syracuse, N.Y. Carrier Dome											
Notre Dame	FG-A	3FG-A	FTA	REB	PF	TP	A	TO	BK	ST	MIN
Tyrone Nash	2-4	0-0	1-2	3-3-6	1	5	1	1	1	0	36
Tim Abromaitis	6-15	3-6	0-1	3-4-7	3	15	2	4	0	1	38
Carleton Scott	4-5	1-2	0-0	0-0-0	3	9	2	2	0	0	25
Scott Martin	3-9	0-2	4-4	1-6-7	2	10	6	5	1	1	34
Ben Hansbrough	5-13	2-8	0-0	0-3-3	2	12	5	0	0	2	37
Eric Atkins	1-5	1-3	0-0	1-0-1	2	3	2	2	0	2	16
Tom Knight	0-0	0-0	0-0	0-0-0	0	0	0	0	0	0	0+
Joey Brooks	0-0	0-0	0-0	0-0-0	0	0	0	0	0	0	1
Mike Broghammer	0-0	0-0	0-0	0-0-0	0	0	0	0	0	0	1
Jack Cooley	2-3	0-0	0-0	1-1-2	2	4	0	0	0	0	12
Team				2-0-2							1
Totals	23-54	7-21	5-7	11-17-28	15	58	18	15	3	6	200
Total FG%	1st Half: 13-30, 43.3%			2nd Half: 10-24, 41.7%			Game: 42.6%				
3-PT FG%	1st Half: 1-9, 11.1%			2nd Half: 3-8, 37.5%			Game: 33.3%				
FT %	1st Half: 3-5, 60.0%			2nd Half: 2-2, 100.0%			Game: 71.4%				
Deadball Rebounds: 1											
Syracuse	FG-A	3FG-A	FTA	REB	PF	TP	A	TO	BK	ST	MIN
Rick Jackson	4-9	0-0	4-8	4-1-5	1	12	3	2	6	1	36
Kris Joseph	8-17	2-5	0-0	1-7-8	2	18	0	2	0	2	39
Fab Melo	0-1	0-0	0-0	1-0-1	1	0	0	1	0	1	7
Scottp Jardine	5-9	1-4	4-6	0-2-2	2	15	9	5	0	1	36
Brandon Triche	3-6	0-2	0-0	3-1-4	0	6	0	1	0	0	18
Dion Waiters	2-7	0-2	1-1	0-3-3	3	5	2	0	0	2	26
C.J. Fair	1-1	0-0	0-0	1-2-3	0	2	0	0	0	0	4
Baye Moussa Keita	0-0	0-0	0-0	0-1-1	1	0	0	0	0	0	11
James Southerland	5-7	2-4	0-0	1-2-3	2	12	1	0	1	3	23
Team				4-2-6							1
Totals	28-57	5-17	9-15	15-21-36	12	70	15	11	7	10	200
Total FG%	1st Half: 13-29, 44.8%			2nd Half: 15-28, 53.6%			Game: 49.1%				
3-PT FG%	1st Half: 2-8, 25.0%			2nd Half: 3-9, 33.3%			Game: 29.4%				
FT %	1st Half: 6-10, 60.0%			2nd Half: 3-5, 60.0%			Game: 60.0%				
Deadball Rebounds: 3											
SCORE BY PERIODS	1		2		F						
Notre Dame	33		25		58						
Georgetown	34		36		70						
OFFICIALS:	John Cahill, Mike Eades, Michael Stephens										
TECHNICALS:	Notre Dame - None, Syracuse - None										
ATTENDANCE:	23,058										
Notes:	Notre Dame played its second top-10 team for the second consecutive game ... The Irish lost its third straight to the Orange and fell to 3-9 all-time at the Carrier Dome ... Mike Brey is now 5-12 all-time against Syracuse ... Tim Abromaitis had his four-game 20-plus point streak snapped ... Notre Dame's 15 turnovers were the second-most this season ... The Orange's 49.1 percent field goal percentage was the best against the Irish to date ... Notre Dame was outrebounded for just the second time this season ... Syracuse's 10 steals were the most by an Irish opponent ... Scott Martin netted double figures for a season-high third consecutive contest ... Notre Dame's five three throws made and seven attempted were both season lows.										

GAME #16	SJ	NOTRE DAME		76							
		ST. JOHN'S		61							
January 8, 2011 • Notre Dame, Ind. Purcell Pavilion at the Joyce Center											
St. John's	FG-A	3FG-A	FTA	REB	PF	TP	A	TO	BK	ST	MIN
Dwayne Polee II	5-8	0-1	2-3	3-3-6	4	12	1	2	1	1	31
Dele Coker	1-3	0-0	1-2	0-0-0	1	3	0	0	0	0	11
Justin Brownlee	7-18	1-4	2-2	2-5-7	3	17	1	1	0	1	34
D.J. Kennedy	2-7	0-2	4-4	2-4-6	4	8	0	2	1	0	25
Dwight Hardy	2-5	0-1	4-4	0-0-0	2	8	2	4	0	2	31
Malik Boothe	1-1	0-0	2-2	0-1-1	4	4	3	1	0	1	14
Sean Evans	0-2	0-0	0-0	1-0-1	0	0	0	0	0	0	3
Paris Horne	3-7	1-3	2-2	0-3-3	2	9	2	2	0	1	29
Justin Burrell	0-3	0-0	0-0	1-2-3	2	0	2	1	0	0	16
Malik Stith	0-1	0-0	0-0	0-1-1	0	0	0	0	0	0	6
Team				0-3-3							0
Totals	21-55	2-11	17-19	9-22-31	22	61	9	15	3	6	200
Total FG%	1st Half: 10-27, 37.0%			2nd Half: 11-28, 39.3							



GAME #17			NOTRE DAME							57
			MARQUETTE							79
January 10, 2011 • Milwaukee, Wis. Bradley Center										
<b>Notre Dame</b>	FG-A	3FG-A	FTA	REB	PF	TP	A	TO	BK	ST MIN
Tyrone Nash	2-5	0-0	2-4	3-2-5	4	6	5	2	0	0 26
Tim Abromaitis	4-8	1-3	1-1	0-4-4	4	10	0	3	0	1 33
Eric Atkins	5-10	1-6	4-5	0-0-0	3	15	2	0	0	1 35
Scott Martin	4-15	1-6	1-2	3-8-11	4	10	1	3	0	0 36
Ben Hansbrough	3-9	0-1	3-3	0-2-2	2	9	2	4	0	3 36
Alex Dragicevich	1-1	0-0	0-0	0-0-0	0	2	1	0	0	0 4
Tom Knight	0-0	0-0	0-0	1-0-1	0	0	0	0	0	0 2
Joey Brooks	1-2	0-0	1-2	1-0-1	3	3	0	0	0	2 17
Mike Broghammer	1-1	0-0	0-0	0-0-0	0	2	0	0	0	0 2
Jack Cooley	0-2	0-0	0-0	1-2-3	0	0	0	0	0	0 9
Team				0-1-1						1
<b>Totals</b>	<b>21-53</b>	<b>3-16</b>	<b>12-17</b>	<b>9-19-28</b>	<b>20</b>	<b>57</b>	<b>11</b>	<b>13</b>	<b>0</b>	<b>7 200</b>
<b>Total FG%</b>	<b>1st Half: 11-29, 37.9%</b>			<b>2nd Half: 10-24, 41.7%</b>			<b>Game: 39.6%</b>			
<b>3-PT FG%</b>	<b>1st Half: 2-9, 22.2%</b>			<b>2nd Half: 1-7, 14.3%</b>			<b>Game: 18.8%</b>			
<b>FT %</b>	<b>1st Half: 4-6, 66.7%</b>			<b>2nd Half: 8-11, 72.7%</b>			<b>Game: 70.6%</b>			
<b>Deadball Rebounds: 3</b>										
<b>Marquette</b>	FG-A	3FG-A	FTA	REB	PF	TP	A	TO	BK	ST MIN
Jae Crowder	6-12	4-6	2-2	1-6-7	3	18	1	0	0	1 34
Jimmy Butler	5-8	0-0	5-7	3-3-6	2	15	4	1	0	1 37
Chris Otule	3-4	0-0	2-4	1-2-3	3	8	0	1	2	0 18
Darius Johnson-Odom	4-9	3-5	2-2	0-2-2	4	13	5	3	0	1 27
Dwight Buycks	7-9	5-5	2-2	1-3-4	0	21	1	4	0	1 34
Vander Blue	0-3	0-0	2-4	1-2-3	2	2	2	2	0	0 20
Junior Cadougan	0-1	0-0	0-0	0-1-1	2	0	4	1	0	0 18
Erik Williams	0-0	0-0	0-0	0-0-0	0	0	0	0	0	0 2
Joseph Fulce	1-2	0-0	0-0	1-2-3	0	2	0	0	0	0 4
Jamail Jones	0-1	0-1	0-0	0-0-0	0	0	0	0	0	0 2
Robert Frozema	0-0	0-0	0-0	0-0-0	0	0	0	0	0	0 1
Davante Gardner	0-0	0-0	0-0	0-0-0	0	0	0	0	0	0 3
Team				0-4-4						
<b>Totals</b>	<b>26-49</b>	<b>12-17</b>	<b>15-21</b>	<b>8-25-33</b>	<b>16</b>	<b>79</b>	<b>17</b>	<b>12</b>	<b>2</b>	<b>4 200</b>
<b>Total FG%</b>	<b>1st Half: 11-26, 42.3%</b>			<b>2nd Half: 15-23, 65.2%</b>			<b>Game: 53.1%</b>			
<b>3-PT FG%</b>	<b>1st Half: 6-8, 75.0%</b>			<b>2nd Half: 6-9, 66.7%</b>			<b>Game: 70.6%</b>			
<b>FT %</b>	<b>1st Half: 5-7, 71.4%</b>			<b>2nd Half: 10-14, 71.4%</b>			<b>Game: 71.4%</b>			
<b>Deadball Rebounds: 2</b>										
<b>SCORE BY PERIODS</b>	<b>1</b>	<b>2</b>	<b>F</b>							
<b>Notre Dame</b>	28	29	57							
<b>Marquette</b>	33	46	79							
<b>OFFICIALS:</b> Karl Hess, John Higgins, Les Jones										
<b>TECHNICALS:</b> Notre Dame - None, Marquette - None										
<b>ATTENDANCE:</b> 16,951										
<b>Notes:</b> Eric Atkins' 15 points were a career a career high and also marked the third time that he had scored in double figures ... Scott Martin's 11 rebounds were a career high as he registered his first career double-double ... Notre Dame had more turnovers than assists for just the second time this season ... The Irish made seven steals for the third straight contest ... Notre Dame's .188 three-point shooting percentage was the second-lowest of the season, while the three three-pointers also were the second fewest made by the Irish in 2010-11 ... Ben Hansbrough had his personal best 10-game double-figure scoring streak snapped as he was held to single digits for just the second time ... Marquette's 53.1 field goal percentage and 70.6 three-point field goal percentage were the highest by and Irish opponent ... Notre Dame was outrebounded for just the third time.										



2010-11 Notre Dame Men's Basketball  
 Notre Dame Combined Team Statistics (as of Jan 10, 2011)  
 All games

RECORD:	OVERALL	HOME	AWAY	NEUTRAL
ALL GAMES	14-3	11-0	0-2	3-1
CONFERENCE	3-2	3-0	0-2	0-0
NON-CONFERENCE	11-1	8-0	0-0	3-1

##	Player	gp-gs	min	avg	Total		3-Point		F-Throw		Rebounds					pf	dq	a	to	blk	stl	pts	avg		
					fg-fga	fg%	3fg-fga	3fg%	ft-fta	ft%	off	def	tot	avg											
21	ABROMAITIS, Tim	17-17	580	34.1	84-190	.442	38-95	.400	63-80	.788	24	97	121	7.1	30	0	37	31	10	15	269	15.8			
23	HANSBROUGH, Ben	17-17	576	33.9	82-186	.441	41-93	.441	64-78	.821	15	46	61	3.6	43	0	65	37	0	23	269	15.8			
34	SCOTT, Carleton	14-14	400	28.6	58-114	.509	20-58	.345	30-34	.882	15	74	89	6.4	34	1	36	19	25	8	166	11.9			
14	MARTIN, Scott	16-16	457	28.6	59-137	.431	15-51	.294	29-46	.630	19	63	82	5.1	32	0	31	24	4	5	162	10.1			
01	NASH, Tyrone	17-17	477	28.1	46-104	.442	0-0	.000	75-102	.735	43	59	102	6.0	38	1	48	31	11	7	167	9.8			
00	ATKINS, Eric	17-4	477	28.1	39-95	.411	15-44	.341	26-40	.650	10	33	43	2.5	32	0	57	20	1	9	119	7.0			
45	COOLEY, Jack	17-0	196	11.5	30-47	.638	0-0	.000	12-19	.632	27	32	59	3.5	26	0	6	6	9	5	72	4.2			
12	DRAGICEVICH, Alex	7-0	41	5.9	4-11	.364	1-4	.250	7-8	.875	3	4	7	1.0	1	0	2	0	0	0	16	2.3			
32	BROOKS, Joey	15-0	141	9.4	10-26	.385	1-9	.111	11-22	.500	6	15	21	1.4	15	0	10	11	0	7	32	2.1			
25	KNIGHT, Tom	8-0	38	4.8	7-15	.467	0-0	.000	2-2	1.000	7	7	14	1.8	1	0	2	1	2	0	16	2.0			
33	BROGHAMMER, Mike	9-0	50	5.6	8-20	.400	0-0	.000	2-6	.333	6	4	10	1.1	8	0	1	2	1	0	18	2.0			
05	KOPKO, Tom	6-0	17	2.8	1-6	.167	1-4	.250	0-0	.000	2	0	2	0.3	0	0	2	0	0	0	3	0.5			
Team											24	31	55						5						
Total.....		17	3450	428-951		.450	132-358	.369	321-437	.735	201	465	666	39.2	260	2	297	187	63	79	1309	77.0			
Opponents.....		17	3450	407-1002		.406	108-328	.329	175-247	.709	169	381	550	32.4	367	-	241	191	60	92	1097	64.5			

TEAM STATISTICS	ND	OPP	Date	Opponent	Score	Att.
SCORING	1309	1097	11-12-10	GEORGIA SOUTHERN	w 98-61	8165
Points per game	77.0	64.5	11-14-10	LIBERTY	w 72-51	6478
Scoring margin	+12.5	-	11-17-10	CHICAGO STATE	w 102-62	6252
FIELD GOALS-ATT	428-951	407-1002	11-22-10	MAINE	w 97-72	6303
Field goal pct	.450	.406	^ 11-25-10	vs Georgia	wo2 89-83	2973
3 POINT FG-ATT	132-358	108-328	^ 11-26-10	vs California	w 57-44	2932
3-point FG pct	.369	.329	^ 11-28-10	vs Wisconsin	w 58-51	3428
3-pt FG made per game	7.8	6.4	11-30-10	INDIANA STATE	w 81-72	7080
FREE THROWS-ATT	321-437	175-247	@ 12-8-10	vs Kentucky	L 58-72	17404
Free throw pct	.735	.709	12-11-10	GONZAGA	w 83-79	8570
F-Throws made per game	18.9	10.3	12-19-10	STONY BROOK	w 88-62	6211
REBOUNDS	666	550	12-22-10	UMBC	w 93-53	6265
Rebounds per game	39.2	32.4	* 12-29-10	GEORGETOWN	w 69-55	9149
Rebounding margin	+6.8	-	* 1-1-11	at Syracuse	L 58-70	23058
ASSISTS	297	241	* 1-4-11	CONNECTICUT	w 73-70	7291
Assists per game	17.5	14.2	* 1-8-11	ST. JOHN'S	w 76-61	8032
TURNOVERS	187	191	* 1-10-11	at Marquette	L 57-79	16951
Turnovers per game	11.0	11.2				
Turnover margin	+0.2	-	* = Conference game			
Assist/turnover ratio	1.6	1.3	^ = Old Spice Classic (Orlando, Fla.)			
STEALS	79	92	@ = SEC/BIG EAST Invitational (Louisville, Ky.)			
Steals per game	4.6	5.4				
BLOCKS	63	60				
Blocks per game	3.7	3.5				
ATTENDANCE	79796	66746				
Home games-Avg/Game	11-7254	2-20004				
Neutral site-Avg/Game	-	4-6684				

Score by Periods	1st	2nd	OT	OT2	Totals
Notre Dame	662	620	7	20	1309
Opponents	486	590	7	14	1097

2010-11 Notre Dame Men's Basketball  
 Notre Dame Season Box Score (as of Jan 10, 2011)  
 All games

RECORD:	OVERALL	HOME	AWAY	NEUTRAL
ALL GAMES	14-3	11-0	0-2	3-1
CONFERENCE	3-2	3-0	0-2	0-0
NON-CONFERENCE	11-1	8-0	0-0	3-1

##	Player	gp-gs	min	avg	Total		3-Point		F-Throw		Rebounds					a	to	blk	stl	pts	avg				
					fg-fga	fg%	3fg-fga	3fg%	ft-fa	ft%	off	def	tot	avg	pf							dq			
23	HANSBROUGH, Ben	17-17	576	33.9	82-186	.441	41-93	.441	64-78	.821	15	46	61	3.6	43	0	65	37	0	23	269	15.8			
21	ABROMAITIS, Tim	17-17	580	34.1	84-190	.442	38-95	.400	63-80	.788	24	97	121	7.1	30	0	37	31	10	15	269	15.8			
34	SCOTT, Carleton	14-14	400	28.6	58-114	.509	20-58	.345	30-34	.882	15	74	89	6.4	34	1	36	19	25	8	166	11.9			
14	MARTIN, Scott	16-16	457	28.6	59-137	.431	15-51	.294	29-46	.630	19	63	82	5.1	32	0	31	24	4	5	162	10.1			
01	NASH, Tyrone	17-17	477	28.1	46-104	.442	0-0	.000	75-102	.735	43	59	102	6.0	38	1	48	31	11	7	167	9.8			
00	ATKINS, Eric	17-4	477	28.1	39-95	.411	15-44	.341	26-40	.650	10	33	43	2.5	32	0	57	20	1	9	119	7.0			
45	COOLEY, Jack	17-0	196	11.5	30-47	.638	0-0	.000	12-19	.632	27	32	59	3.5	26	0	6	6	9	5	72	4.2			
12	DRAGICEVICH, Alex	7-0	41	5.9	4-11	.364	1-4	.250	7-8	.875	3	4	7	1.0	1	0	2	0	0	0	16	2.3			
32	BROOKS, Joey	15-0	141	9.4	10-26	.385	1-9	.111	11-22	.500	6	15	21	1.4	15	0	10	11	0	7	32	2.1			
25	KNIGHT, Tom	8-0	38	4.8	7-15	.467	0-0	.000	2-2	1.000	7	7	14	1.8	1	0	2	1	2	0	16	2.0			
33	BROGHAMMER, Mike	9-0	50	5.6	8-20	.400	0-0	.000	2-6	.333	6	4	10	1.1	8	0	1	2	1	0	18	2.0			
05	KOPKO, Tom	6-0	17	2.8	1-6	.167	1-4	.250	0-0	.000	2	0	2	0.3	0	0	2	0	0	0	3	0.5			
Team											24	31	55												5
Total.....		17	3450		428-951	.450	132-358	.369	321-437	.735	201	465	666	39.2	260	2	297	187	63	79	1309	77.0			
Opponents.....		17	3450		407-1002	.406	108-328	.329	175-247	.709	169	381	550	32.4	367	-	241	191	60	92	1097	64.5			

Score by Periods	1st	2nd	OT	OT2	Totals
Notre Dame	662	620	7	20	1309
Opponents	486	590	7	14	1097

2010-11 Notre Dame Men's Basketball  
 Notre Dame Combined Team Statistics (as of Jan 10, 2011)  
 Conference games

RECORD:	OVERALL	HOME	AWAY	NEUTRAL
ALL GAMES	3-2	3-0	0-2	0-0
CONFERENCE	3-2	3-0	0-2	0-0
NON-CONFERENCE	0-0	0-0	0-0	0-0

##	Player	gp-gs	min	avg	Total		3-Point		F-Throw		Rebounds				pf	dq	a	to	blk	stl	pts	avg		
					fg-fga	fg%	3fg-fga	3fg%	ft-fta	ft%	off	def	tot	avg										
23	HANSBROUGH, Ben	5-5	187	37.4	26-64	.406	9-27	.333	24-25	.960	5	15	20	4.0	13	0	17	10	0	12	85	17.0		
21	ABROMAITIS, Tim	5-5	188	37.6	26-53	.491	14-26	.538	10-17	.588	6	25	31	6.2	13	0	8	15	1	6	76	15.2		
14	MARTIN, Scott	5-5	166	33.2	21-56	.375	4-19	.211	10-17	.588	6	26	32	6.4	12	0	13	11	2	2	56	11.2		
01	NASH, Tyrone	5-5	144	28.8	15-33	.455	0-0	.000	15-20	.750	16	14	30	6.0	16	1	13	11	6	1	45	9.0		
00	ATKINS, Eric	5-3	148	29.6	11-29	.379	5-16	.313	6-10	.600	1	2	3	0.6	15	0	15	6	0	6	33	6.6		
34	SCOTT, Carleton	2-2	62	31.0	4-11	.364	1-6	.167	4-4	1.000	0	7	7	3.5	5	0	6	3	2	2	13	6.5		
45	COOLEY, Jack	5-0	62	12.4	6-11	.545	0-0	.000	1-2	.500	6	12	18	3.6	6	0	0	1	2	2	13	2.6		
12	DRAGICEVICH, Alex	1-0	4	4.0	1-1	1.000	0-0	.000	0-0	.000	0	0	0	0.0	0	0	1	0	0	0	2	2.0		
32	BROOKS, Joey	4-0	34	8.5	1-2	.500	0-0	.000	6-10	.600	1	1	2	0.5	5	0	0	1	0	2	8	2.0		
33	BROGHAMMER, Mike	2-0	3	1.5	1-1	1.000	0-0	.000	0-0	.000	0	0	0	0.0	0	0	0	0	0	0	2	1.0		
25	KNIGHT, Tom	2-0	2	1.0	0-0	.000	0-0	.000	0-0	.000	1	0	1	0.5	0	0	0	0	0	0	0	0.0		
Team											7	9	16											
Total.....		5	1000		112-261	.429	33-94	.351	76-105	.724	49	111	160	32.0	85	1	73	62	13	33	333	66.6		
Opponents.....		5	1000		124-274	.453	30-85	.353	57-76	.750	52	114	166	33.2	97	-	73	65	24	32	335	67.0		

TEAM STATISTICS	ND	OPP	Date	Opponent	Score	Att.
SCORING	333	335	* 12-29-10	GEORGETOWN	w 69-55	9149
Points per game	66.6	67.0	* 1-1-11	at Syracuse	L 58-70	23058
Scoring margin	-0.4	-	* 1-4-11	CONNECTICUT	w 73-70	7291
FIELD GOALS-ATT	112-261	124-274	* 1-8-11	ST. JOHN'S	w 76-61	8032
Field goal pct	.429	.453	* 1-10-11	at Marquette	L 57-79	16951
3 POINT FG-ATT	33-94	30-85	* = Conference game			
3-point FG pct	.351	.353	^ = Old Spice Classic (Orlando, Fla.)			
3-pt FG made per game	6.6	6.0	@ = SEC/BIG EAST Invitational (Louisville, Ky.)			
FREE THROWS-ATT	76-105	57-76				
Free throw pct	.724	.750				
F-Throws made per game	15.2	11.4				
REBOUNDS	160	166				
Rebounds per game	32.0	33.2				
Rebounding margin	-1.2	-				
ASSISTS	73	73				
Assists per game	14.6	14.6				
TURNOVERS	62	65				
Turnovers per game	12.4	13.0				
Turnover margin	+0.6	-				
Assist/turnover ratio	1.2	1.1				
STEALS	33	32				
Steals per game	6.6	6.4				
BLOCKS	13	24				
Blocks per game	2.6	4.8				
ATTENDANCE	24472	40009				
Home games-Avg/Game	3-8157	2-20004				
Neutral site-Avg/Game	-	0-0				

Score by Periods	1st	2nd	Totals
Notre Dame	177	156	333
Opponents	148	187	335



2010-11 Notre Dame Men's Basketball  
 Notre Dame Season Schedule/Results & Leaders (as of Jan 10, 2011)  
 All games

RECORD:	OVERALL	HOME	AWAY	NEUTRAL
ALL GAMES	14-3	11-0	0-2	3-1
CONFERENCE	3-2	3-0	0-2	0-0
NON-CONFERENCE	11-1	8-0	0-0	3-1

Date	Opponent	Score	Att.	High Points	High Rebounds
11-12-10	GEORGIA SOUTHERN	w 98-61	8165	(20)HANSBROUGH, Ben	(7)SCOTT, Carleton
11-14-10	LIBERTY	w 72-51	6478	(19)HANSBROUGH, Ben	(9)NASH, Tyrone
11-17-10	CHICAGO STATE	w 102-62	6252	(22)HANSBROUGH, Ben	(11)SCOTT, Carleton
11-22-10	MAINE	w 97-72	6303	(26)ABROMAITIS, Tim	(11)NASH, Tyrone
11-25-10	^vs Georgia	wo2 89-83	2973	(25)ABROMAITIS, Tim	(11)SCOTT, Carleton
11-26-10	^vs California	w 57-44	2932	(16)SCOTT, Carleton	(11)ABROMAITIS, Tim
11-28-10	^vs Wisconsin	w 58-51	3428	(12)SCOTT, Carleton (12)ATKINS, Eric	(9)ABROMAITIS, Tim
11-30-10	INDIANA STATE	w 81-72	7080	(24)HANSBROUGH, Ben	(8)SCOTT, Carleton
12-8-10	@vs Kentucky	58-72 L	17404	(21)HANSBROUGH, Ben	(8)SCOTT, Carleton (8)ABROMAITIS, Tim
12-11-10	GONZAGA	w 83-79	8570	(23)SCOTT, Carleton	(8)ABROMAITIS, Tim
12-19-10	STONY BROOK	w 88-62	6211	(22)ABROMAITIS, Tim	(8)ABROMAITIS, Tim
12-22-10	UMBC	w 93-53	6265	(21)ABROMAITIS, Tim	(11)ABROMAITIS, Tim
12-29-10	*GEORGETOWN	w 69-55	9149	(20)ABROMAITIS, Tim	(10)NASH, Tyrone
1-1-11	*at Syracuse	58-70 L	23058	(15)ABROMAITIS, Tim	(7)ABROMAITIS, Tim (7)MARTIN, Scott
1-4-11	*CONNECTICUT	w 73-70	7291	(21)HANSBROUGH, Ben	(7)NASH, Tyrone (7)ABROMAITIS, Tim
1-8-11	*ST. JOHN'S	w 76-61	8032	(26)HANSBROUGH, Ben	(9)ABROMAITIS, Tim
1-10-11	*at Marquette	57-79 L	16951	(15)ATKINS, Eric	(11)MARTIN, Scott

\* = Conference game

^ = Old Spice Classic (Orlando, Fla.)

@ = SEC/BIG EAST Invitational (Louisville, Ky.)

Attendance Summary	Games	Attend	Avg/Game
Home	11	79796	7254
Away	2	40009	20004
Neutral	4	26737	6684
Total	17	146542	8620

2010-11 Notre Dame Men's Basketball  
 Notre Dame Extended Season Box Score (as of Jan 10, 2011)  
 All games

RECORD:	OVERALL	HOME	AWAY	NEUTRAL
ALL GAMES	14-3	11-0	0-2	3-1
CONFERENCE	3-2	3-0	0-2	0-0
NON-CONFERENCE	11-1	8-0	0-0	3-1

##	Player	gp-gs	min	avg	Total		3-Point		F-Throw		Rebounds				pf	dq	a	a/g	to	to/g	a/to	blk	blk/g	stl	stl/g	pts	avg
					fg-fga	fg%	3fg-fga	3fg%	ft-fa	ft%	off	def	tot	avg													
21	ABROMAITIS, Tim	17-17	580	34.1	84-190	.442	38-95	.400	63-80	.788	24	97	121	7.1	30	0	37	2.18	31	1.82	1.19	10	0.59	15	0.88	269	15.8
23	HANSBROUGH, Ben	17-17	576	33.9	82-186	.441	41-93	.441	64-78	.821	15	46	61	3.6	43	0	65	3.82	37	2.18	1.76	0	0.00	23	1.35	269	15.8
34	SCOTT, Carleton	14-14	400	28.6	58-114	.509	20-58	.345	30-34	.882	15	74	89	6.4	34	1	36	2.57	19	1.36	1.89	25	1.79	8	0.57	166	11.9
14	MARTIN, Scott	16-16	457	28.6	59-137	.431	15-51	.294	29-46	.630	19	63	82	5.1	32	0	31	1.94	24	1.50	1.29	4	0.25	5	0.31	162	10.1
01	NASH, Tyrone	17-17	477	28.1	46-104	.442	0-0	.000	75-102	.735	43	59	102	6.0	38	1	48	2.82	31	1.82	1.55	11	0.65	7	0.41	167	9.8
00	ATKINS, Eric	17-4	477	28.1	39-95	.411	15-44	.341	26-40	.650	10	33	43	2.5	32	0	57	3.35	20	1.18	2.85	1	0.06	9	0.53	119	7.0
45	COOLEY, Jack	17-0	196	11.5	30-47	.638	0-0	.000	12-19	.632	27	32	59	3.5	26	0	6	0.35	6	0.35	1.00	9	0.53	5	0.29	72	4.2
12	DRAGICEVICH, Alex	7-0	41	5.9	4-11	.364	1-4	.250	7-8	.875	3	4	7	1.0	1	0	2	0.29	0	0.00	99.00	0	0.00	0	0.00	16	2.3
32	BROOKS, Joey	15-0	141	9.4	10-26	.385	1-9	.111	11-22	.500	6	15	21	1.4	15	0	10	0.67	11	0.73	0.91	0	0.00	7	0.47	32	2.1
25	KNIGHT, Tom	8-0	38	4.8	7-15	.467	0-0	.000	2-2	1.000	7	7	14	1.8	1	0	2	0.25	1	0.13	2.00	2	0.25	0	0.00	16	2.0
33	BROGHAMMER, Mike	9-0	50	5.6	8-20	.400	0-0	.000	2-6	.333	6	4	10	1.1	8	0	1	0.11	2	0.22	0.50	1	0.11	0	0.00	18	2.0
05	KOPKO, Tom	6-0	17	2.8	1-6	.167	1-4	.250	0-0	.000	2	0	2	0.3	0	0	2	0.33	0	0.00	99.00	0	0.00	0	0.00	3	0.5
Total.....		17	3450		428-951	.450	132-358	.369	321-437	.735	201	465	666	39.2	260	2	297	17.47	187	11.00	1.59	63	3.71	79	4.65	1309	77.0
Opponents.....		17	3450		407-1002	.406	108-328	.329	175-247	.709	169	381	550	32.4	367	-	241	14.18	191	11.24	1.26	60	3.53	92	5.41	1097	64.5

Score by Periods	1st	2nd	OT	OT2	Totals
Notre Dame	662	620	7	20	1309
Opponents	486	590	7	14	1097

2010-11 Notre Dame Men's Basketball  
 Notre Dame Overall Team Statistics (as of Jan 10, 2011)  
 All games

TEAM STATISTICS	ND	OPP
SCORING	1309	1097
Points per game	77.0	64.5
Scoring margin	+12.5	-
FIELD GOALS-ATT	428-951	407-1002
Field goal pct	.450	.406
3 POINT FG-ATT	132-358	108-328
3-point FG pct	.369	.329
3-pt FG made per game	7.8	6.4
FREE THROWS-ATT	321-437	175-247
Free throw pct	.735	.709
F-Throws made per game	18.9	10.3
REBOUNDS	666	550
Rebounds per game	39.2	32.4
Rebounding margin	+6.8	-
ASSISTS	297	241
Assists per game	17.5	14.2
TURNOVERS	187	191
Turnovers per game	11.0	11.2
Turnover margin	+0.2	-
Assist/turnover ratio	1.6	1.3
STEALS	79	92
Steals per game	4.6	5.4
BLOCKS	63	60
Blocks per game	3.7	3.5
WINNING STREAK	0	-
Home win streak	11	-
ATTENDANCE	79796	66746
Home games-Avg/Game	11-7254	2-20004
Neutral site-Avg/Game	-	4-6684

Score by Periods	1st	2nd	OT	OT2	Totals
Notre Dame	662	620	7	20	1309
Opponents	486	590	7	14	1097

2010-11 Notre Dame Men's Basketball  
 Notre Dame Team Game-by-Game Comparison (as of Jan 10, 2011)  
 All games

Opponent	1st	2nd	Score	Mar	Total FG	FG Pct	3-Pointers	3FG Pct	Free Throws	FT Pct	Rebounds	Assist	T/Over	Block	Steal	Fouls
GEORGIA SOUTHERN	62/23	36/38	98-61	+37	33-68/16-48	.485/.333	8-26/3-15	.308/.200	24-27/26-34	.889/.765	46/27 +19	21/11	10/17	2/3	8/4	25/24
LIBERTY	41/22	31/29	72-51	+21	23-55/21-59	.418/.356	10-28/5-17	.357/.294	16-25/4-7	.640/.571	42/36 +6	16/14	12/15	4/2	4/3	11/26
CHICAGO STATE	52/31	50/31	102-62	+40	34-69/21-61	.493/.344	12-31/7-20	.387/.350	22-34/13-20	.647/.650	59/28 +31	29/17	9/11	6/1	3/5	15/25
MAINE	52/34	45/38	97-72	+25	30-52/30-62	.577/.484	12-18/7-16	.667/.438	25-27/5-9	.926/.556	36/21 +15	26/16	10/6	5/3	2/3	15/19
Georgia	25/37	37/25	89-83	+6	26-57/32-73	.456/.438	7-17/9-34	.412/.265	30-43/10-20	.698/.500	42/39 +3	10/19	16/12	1/4	2/9	16/27
California	21/5	36/39	57-44	+13	15-54/16-61	.278/.262	1-20/6-21	.050/.286	26-37/6-9	.703/.667	45/44 +1	12/8	10/15	8/6	4/4	15/28
Wisconsin	22/19	36/32	58-51	+7	17-48/20-57	.354/.351	4-14/7-23	.286/.304	20-25/4-4	.800/1000	43/28 +15	7/14	9/4	3/5	1/5	8/22
INDIANA STATE	38/33	43/39	81-72	+9	28-52/27-61	.538/.443	9-20/4-15	.450/.267	16-22/14-18	.727/.778	36/27 +9	21/14	12/7	5/4	4/7	16/22
Kentucky	40/40	18/32	58-72	(14)	20-55/23-57	.364/.404	6-23/9-24	.261/.375	12-20/17-22	.600/.773	34/42 (8)	13/11	10/9	3/2	2/4	19/16
GONZAGA	43/37	40/42	83-79	+4	24-48/29-55	.500/.527	11-20/11-20	.550/.550	24-36/10-12	.667/.833	28/27 +1	19/20	8/9	2/3	6/3	17/27
STONY BROOK	41/28	47/34	88-62	+26	34-63/26-69	.540/.377	9-18/6-16	.500/.375	11-12/4-8	.917/.500	42/33 +9	28/11	9/8	5/2	4/5	10/17
UMBC	48/29	45/24	93-53	+40	32-69/22-65	.464/.338	10-29/4-22	.345/.182	19-24/5-8	.792/.625	53/32 +21	22/13	10/13	6/1	6/8	8/17
GEORGETOWN	34/26	35/29	69-55	+14	20-52/23-54	.385/.426	7-16/4-22	.438/.182	22-27/5-9	.815/.556	35/33 +2	14/16	11/15	3/6	6/6	13/24
Syracuse	33/34	25/36	58-70	(12)	23-54/28-57	.426/.491	7-21/5-17	.333/.294	5-7/9-15	.714/.600	28/36 (8)	18/15	15/11	3/7	6/10	15/12
CONNECTICUT	38/30	35/40	73-70	+3	23-53/26-59	.434/.441	8-19/7-18	.421/.389	19-31/11-12	.613/.917	36/33 +3	15/16	8/12	5/6	7/6	17/23
ST. JOHN'S	44/25	32/36	76-61	+15	25-49/21-55	.510/.382	8-22/2-11	.364/.182	18-23/17-19	.783/.895	33/31 +2	15/9	15/15	2/3	7/6	20/22
Marquette	28/33	29/46	57-79	(22)	21-53/26-49	.396/.531	3-16/12-17	.188/.706	12-17/15-21	.706/.714	28/33 (5)	11/17	13/12	0/2	7/4	20/16

Note: Game totals are displayed in the format TEAM/OPPONENT for each category



2010-11 Notre Dame Men's Basketball  
 Notre Dame Points-Rebounds-Assists (as of Jan 10, 2011)  
 All games

Opponent	Date	Score		00	01	05	12	14	21	23
				ATKINS,ERI	NASH,TYRON	KOPKO,TOM	DRAGICEVIC	MARTIN,SCO	ABROMAITIS	HANSBROUGH
GEORGIA SOUTHERN	11-12-10	98-61	w	9-3-3	7-2-1	0-1-0	9-3-0	7-5-2	10-5-3	20-3-4
LIBERTY	11-14-10	72-51	w	10-1-4	16-9-1	0-0-0	0-0-0	6-3-3	13-7-0	19-2-4
CHICAGO STATE	11-17-10	102-62	w	12-3-5	11-10-7	0-1-0	4-1-0	DNP	21-10-7	22-5-6
MAINE	11-22-10	97-72	w	3-3-5	13-11-5	3-0-0	0-1-0	15-5-3	26-3-3	11-2-9
vs Georgia	11-25-10	89-83	w	9-4-1	18-6-2	DNP	DNP	6-2-0	25-6-0	13-5-2
vs California	11-26-10	57-44	w	4-0-2	11-5-3	DNP	DNP	11-6-1	7-11-2	7-6-1
vs Wisconsin	11-28-10	58-51	w	12-3-2	8-6-3	DNP	DNP	6-7-1	10-9-0	10-6-1
INDIANA STATE	11-30-10	81-72	w	0-3-4	16-7-4	DNP	DNP	15-5-2	13-4-3	24-2-5
vs Kentucky	12-8-10	58-72	L	4-5-4	8-2-1	DNP	DNP	7-5-1	4-8-2	21-0-2
GONZAGA	12-11-10	83-79	w	12-7-3	3-1-5	DNP	DNP	9-3-2	21-8-4	13-3-3
STONY BROOK	12-19-10	88-62	w	2-3-5	4-6-2	0-0-1	0-0-0	9-6-3	22-8-3	14-4-8
UMBC	12-22-10	93-53	w	9-5-4	7-7-1	0-0-1	1-2-1	15-3-0	21-11-2	10-3-3
GEORGETOWN	12-29-10	69-55	w	0-1-2	15-10-3	DNP	DNP	11-3-1	20-4-1	17-6-3
at Syracuse	1-1-11	58-70	L	3-1-2	5-6-1	DNP	DNP	10-7-6	15-7-2	12-3-5
CONNECTICUT	1-4-11	73-70	w	7-1-5	11-7-3	DNP	DNP	13-3-2	19-7-1	21-5-4
ST. JOHN'S	1-8-11	76-61	w	8-0-4	8-2-1	DNP	DNP	12-8-3	12-9-4	26-4-3
at Marquette	1-10-11	57-79	L	15-0-2	6-5-5	DNP	2-0-1	10-11-1	10-4-0	9-2-2

Opponent	Date	Score		25	32	33	34	45
				KNIGHT,TOM	BROOKS,JOE	BROGHAMME	SCOTT,CARL	COOLEY,JAC
GEORGIA SOUTHERN	11-12-10	98-61	w	7-4-1	7-3-2	5-2-0	6-7-4	11-6-1
LIBERTY	11-14-10	72-51	w	0-1-1	4-3-1	0-1-0	4-6-2	0-4-0
CHICAGO STATE	11-17-10	102-62	w	0-2-0	5-4-1	4-4-0	17-11-3	6-5-0
MAINE	11-22-10	97-72	w	2-0-0	0-0-1	0-0-0	11-2-0	13-5-0
vs Georgia	11-25-10	89-83	w	DNP	0-0-0	DNP	11-11-3	7-4-2
vs California	11-26-10	57-44	w	DNP	0-0-0	DNP	16-10-2	1-2-1
vs Wisconsin	11-28-10	58-51	w	DNP	DNP	DNP	12-7-0	0-2-0
INDIANA STATE	11-30-10	81-72	w	DNP	2-3-1	DNP	11-8-2	0-0-0
vs Kentucky	12-8-10	58-72	L	DNP	0-0-0	DNP	10-8-1	4-5-2
GONZAGA	12-11-10	83-79	w	DNP	0-0-0	0-0-0	23-4-2	2-1-0
STONY BROOK	12-19-10	88-62	w	0-1-0	6-2-1	4-0-0	20-4-5	7-3-0
UMBC	12-22-10	93-53	w	7-5-0	0-4-3	3-3-1	12-4-6	8-4-0
GEORGETOWN	12-29-10	69-55	w	DNP	DNP	DNP	4-7-4	2-1-0
at Syracuse	1-1-11	58-70	L	0-0-0	0-0-0	0-0-0	9-0-2	4-2-0
CONNECTICUT	1-4-11	73-70	w	DNP	0-0-0	DNP	DNP	2-6-0
ST. JOHN'S	1-8-11	76-61	w	DNP	5-1-0	DNP	DNP	5-6-0
at Marquette	1-10-11	57-79	L	0-1-0	3-1-0	2-0-0	DNP	0-3-0

2010-11 Notre Dame Men's Basketball  
 Notre Dame Team High/Low Analysis (as of Jan 10, 2011)  
 All games

Notre Dame - TEAM GAME HIGHS

POINTS	102	CHICAGO STATE (11-17-10)
	98	GEORGIA SOUTHERN (11-12-10)
	97	MAINE (11-22-10)
	93	UMBC (12-22-10)
	89	vs Georgia (11-25-10)
FIELD GOALS MADE	34	STONY BROOK (12-19-10)
	34	CHICAGO STATE (11-17-10)
FIELD GOAL ATTEMPTS	69	UMBC (12-22-10)
	69	CHICAGO STATE (11-17-10)
FIELD GOAL PERCENTAGE	.577 (30-52)	MAINE (11-22-10)
	.540 (34-63)	STONY BROOK (12-19-10)
3 PT FIELD GOALS MADE	12	MAINE (11-22-10)
	12	CHICAGO STATE (11-17-10)
3 PT FG ATTEMPTS	31	CHICAGO STATE (11-17-10)
	29	UMBC (12-22-10)
3 PT FG PERCENTAGE	.667 (12-18)	MAINE (11-22-10)
	.550 (11-20)	GONZAGA (12-11-10)
FREE THROWS MADE	30	vs Georgia (11-25-10)
	26	vs California (11-26-10)
FREE THROW ATTEMPTS	43	vs Georgia (11-25-10)
	37	vs California (11-26-10)
FREE THROW PERCENTAGE	.926 (25-27)	MAINE (11-22-10)
	.917 (11-12)	STONY BROOK (12-19-10)
REBOUNDS	59	CHICAGO STATE (11-17-10)
	53	UMBC (12-22-10)
ASSISTS	29	CHICAGO STATE (11-17-10)
	28	STONY BROOK (12-19-10)
STEALS	8	GEORGIA SOUTHERN (11-12-10)
	7	at Marquette (1-10-11)
	7	ST. JOHN'S (1-8-11)
	7	CONNECTICUT (1-4-11)
BLOCKED SHOTS	8	vs California (11-26-10)
	6	UMBC (12-22-10)
	6	CHICAGO STATE (11-17-10)
TURNOVERS	16	vs Georgia (11-25-10)
	15	ST. JOHN'S (1-8-11)
	15	at Syracuse (1-1-11)
FOULS	25	GEORGIA SOUTHERN (11-12-10)
	20	at Marquette (1-10-11)
	20	ST. JOHN'S (1-8-11)

2010-11 Notre Dame Men's Basketball  
 Notre Dame High/Low Analysis (as of Jan 10, 2011)  
 All games

Opponent - GAME HIGHS

POINTS	83	vs Georgia (11-25-10)
	79	at Marquette (1-10-11)
	79	GONZAGA (12-11-10)
	72	vs Kentucky (12-8-10)
	72	INDIANA STATE (11-30-10)
	72	MAINE (11-22-10)
FIELD GOALS MADE	32	vs Georgia (11-25-10)
	30	MAINE (11-22-10)
FIELD GOAL ATTEMPTS	73	vs Georgia (11-25-10)
	69	STONY BROOK (12-19-10)
FIELD GOAL PERCENTAGE	.531 (26-49)	at Marquette (1-10-11)
	.527 (29-55)	GONZAGA (12-11-10)
3 PT FIELD GOALS MADE	12	at Marquette (1-10-11)
	11	GONZAGA (12-11-10)
3 PT FG ATTEMPTS	34	vs Georgia (11-25-10)
	24	vs Kentucky (12-8-10)
3 PT FG PERCENTAGE	.706 (12-17)	at Marquette (1-10-11)
	.550 (11-20)	GONZAGA (12-11-10)
FREE THROWS MADE	26	GEORGIA SOUTHERN (11-12-10)
	17	ST. JOHN'S (1-8-11)
	17	vs Kentucky (12-8-10)
FREE THROW ATTEMPTS	34	GEORGIA SOUTHERN (11-12-10)
	22	vs Kentucky (12-8-10)
FREE THROW PERCENTAGE	1.000 (4-4)	vs Wisconsin (11-28-10)
	.917 (11-12)	CONNECTICUT (1-4-11)
REBOUNDS	44	vs California (11-26-10)
	42	vs Kentucky (12-8-10)
ASSISTS	20	GONZAGA (12-11-10)
	19	vs Georgia (11-25-10)
STEALS	10	at Syracuse (1-1-11)
	9	vs Georgia (11-25-10)
BLOCKED SHOTS	7	at Syracuse (1-1-11)
	6	CONNECTICUT (1-4-11)
	6	GEORGETOWN (12-29-10)
	6	vs California (11-26-10)
TURNOVERS	17	GEORGIA SOUTHERN (11-12-10)
	15	ST. JOHN'S (1-8-11)
	15	GEORGETOWN (12-29-10)
	15	vs California (11-26-10)
	15	LIBERTY (11-14-10)
FOULS	28	vs California (11-26-10)
	27	GONZAGA (12-11-10)
	27	vs Georgia (11-25-10)

2010-11 Notre Dame Men's Basketball  
 Notre Dame High/Low Analysis (as of Jan 10, 2011)  
 All games

Notre Dame - GAME LOWS

POINTS	57		vs California (11-26-10)
	57		at Marquette (1-10-11)
	58		vs Wisconsin (11-28-10)
	58		vs Kentucky (12-8-10)
	58		at Syracuse (1-1-11)
FIELD GOALS MADE	15		vs California (11-26-10)
	17		vs Wisconsin (11-28-10)
FIELD GOAL ATTEMPTS	48		vs Wisconsin (11-28-10)
	48		GONZAGA (12-11-10)
FIELD GOAL PERCENTAGE	.278	(15-54)	vs California (11-26-10)
	.354	(17-48)	vs Wisconsin (11-28-10)
3 PT FIELD GOALS MADE	1		vs California (11-26-10)
	3		at Marquette (1-10-11)
3 PT FG ATTEMPTS	14		vs Wisconsin (11-28-10)
	16		GEORGETOWN (12-29-10)
	16		at Marquette (1-10-11)
3 PT FG PERCENTAGE	.050	(1-20)	vs California (11-26-10)
	.188	(3-16)	at Marquette (1-10-11)
FREE THROWS MADE	5		at Syracuse (1-1-11)
	11		STONY BROOK (12-19-10)
FREE THROW ATTEMPTS	7		at Syracuse (1-1-11)
	12		STONY BROOK (12-19-10)
FREE THROW PERCENTAGE	.600	(12-20)	vs Kentucky (12-8-10)
	.613	(19-31)	CONNECTICUT (1-4-11)
REBOUNDS	28		GONZAGA (12-11-10)
	28		at Syracuse (1-1-11)
	28		at Marquette (1-10-11)
ASSISTS	7		vs Wisconsin (11-28-10)
	10		vs Georgia (11-25-10)
STEALS	1		vs Wisconsin (11-28-10)
	2		MAINE (11-22-10)
	2		vs Georgia (11-25-10)
	2		vs Kentucky (12-8-10)
BLOCKED SHOTS	0		at Marquette (1-10-11)
	1		vs Georgia (11-25-10)
TURNOVERS	8		GONZAGA (12-11-10)
	8		CONNECTICUT (1-4-11)
FOULS	8		vs Wisconsin (11-28-10)
	8		UMBC (12-22-10)



2010-11 Notre Dame Men's Basketball  
 Notre Dame High/Low Analysis (as of Jan 10, 2011)  
 All games

Opponent - GAME LOWS

POINTS	44		vs California (11-26-10)
	51		LIBERTY (11-14-10)
	51		vs Wisconsin (11-28-10)
	53		UMBC (12-22-10)
	55		GEORGETOWN (12-29-10)
FIELD GOALS MADE	16		GEORGIA SOUTHERN (11-12-10)
	16		vs California (11-26-10)
FIELD GOAL ATTEMPTS	48		GEORGIA SOUTHERN (11-12-10)
	49		at Marquette (1-10-11)
FIELD GOAL PERCENTAGE	.262	(16-61)	vs California (11-26-10)
	.333	(16-48)	GEORGIA SOUTHERN (11-12-10)
3 PT FIELD GOALS MADE	2		ST. JOHN'S (1-8-11)
	3		GEORGIA SOUTHERN (11-12-10)
3 PT FG ATTEMPTS	11		ST. JOHN'S (1-8-11)
	15		GEORGIA SOUTHERN (11-12-10)
	15		INDIANA STATE (11-30-10)
3 PT FG PERCENTAGE	.182	(2-11)	ST. JOHN'S (1-8-11)
	.182	(4-22)	UMBC (12-22-10)
	.182	(4-22)	GEORGETOWN (12-29-10)
FREE THROWS MADE	4		LIBERTY (11-14-10)
	4		vs Wisconsin (11-28-10)
	4		STONY BROOK (12-19-10)
FREE THROW ATTEMPTS	4		vs Wisconsin (11-28-10)
	7		LIBERTY (11-14-10)
FREE THROW PERCENTAGE	.500	(4-8)	STONY BROOK (12-19-10)
	.500	(10-20)	vs Georgia (11-25-10)
REBOUNDS	21		MAINE (11-22-10)
	27		GEORGIA SOUTHERN (11-12-10)
	27		INDIANA STATE (11-30-10)
	27		GONZAGA (12-11-10)
ASSISTS	8		vs California (11-26-10)
	9		ST. JOHN'S (1-8-11)
STEALS	3		LIBERTY (11-14-10)
	3		MAINE (11-22-10)
	3		GONZAGA (12-11-10)
BLOCKED SHOTS	1		CHICAGO STATE (11-17-10)
	1		UMBC (12-22-10)
TURNOVERS	4		vs Wisconsin (11-28-10)
	6		MAINE (11-22-10)
FOULS	12		at Syracuse (1-1-11)
	16		vs Kentucky (12-8-10)
	16		at Marquette (1-10-11)

2010-11 Notre Dame Men's Basketball  
 Notre Dame Player High/Low Analysis (as of Jan 10, 2011)  
 All games

Notre Dame - INDIVIDUAL GAME HIGHS

Points	26		HANSBROUGH, Ben vs St. John's (1-8-11)
	26		ABROMAITIS, Tim vs Maine (11-22-10)
	25		ABROMAITIS, Tim vs Georgia (11-25-10)
	24		HANSBROUGH, Ben vs Indiana State (11-30-10)
	23		SCOTT, Carleton vs Gonzaga (12-11-10)
Field Goals Made	8		HANSBROUGH, Ben vs St. John's (1-8-11)
	8		SCOTT, Carleton vs Stony Brook (12-19-10)
	8		ABROMAITIS, Tim vs Stony Brook (12-19-10)
	8		HANSBROUGH, Ben vs Indiana State (11-30-10)
	8		ABROMAITIS, Tim vs Maine (11-22-10)
Field Goal Att.	17		SCOTT, Carleton vs California (11-26-10)
	16		HANSBROUGH, Ben vs Connecticut (1-4-11)
FG Pct (min 5 made)	1.000	(8-8)	SCOTT, Carleton vs Stony Brook (12-19-10)
	.889	(8-9)	ABROMAITIS, Tim vs Maine (11-22-10)
3-Point FG Made	6		HANSBROUGH, Ben vs Chicago State (11-17-10)
	5		ABROMAITIS, Tim vs Georgetown (12-29-10)
	5		HANSBROUGH, Ben vs Kentucky (12-8-10)
	5		HANSBROUGH, Ben vs Liberty (11-14-10)
3-Point FG Att.	10		HANSBROUGH, Ben vs Chicago State (11-17-10)
	9		HANSBROUGH, Ben vs St. John's (1-8-11)
	9		HANSBROUGH, Ben vs Kentucky (12-8-10)
	9		SCOTT, Carleton vs California (11-26-10)
	9		ABROMAITIS, Tim vs Liberty (11-14-10)
3-Pt FG Pct (min 2 made)	1.000	(4-4)	SCOTT, Carleton vs Stony Brook (12-19-10)
	.800	(4-5)	HANSBROUGH, Ben vs Indiana State (11-30-10)
	.800	(4-5)	ABROMAITIS, Tim vs Georgia (11-25-10)
	.800	(4-5)	ABROMAITIS, Tim vs Maine (11-22-10)
Free Throws Made	12		NASH, Tyrone vs Liberty (11-14-10)
	11		NASH, Tyrone vs Maine (11-22-10)
Free Throw Att.	15		NASH, Tyrone vs Liberty (11-14-10)
	12		NASH, Tyrone vs Georgia (11-25-10)
	12		ABROMAITIS, Tim vs Georgia (11-25-10)
	12		NASH, Tyrone vs Maine (11-22-10)
FT Pct (min 3 made)	1.000	(10-10)	HANSBROUGH, Ben vs Georgetown (12-29-10)
	1.000	(6-6)	HANSBROUGH, Ben vs St. John's (1-8-11)
	1.000	(6-6)	SCOTT, Carleton vs California (11-26-10)
	1.000	(6-6)	HANSBROUGH, Ben vs Maine (11-22-10)
	1.000	(6-6)	ABROMAITIS, Tim vs Maine (11-22-10)
	1.000	(4-4)	MARTIN, Scott at Syracuse (1-1-11)
	1.000	(4-4)	SCOTT, Carleton vs Georgetown (12-29-10)
	1.000	(4-4)	HANSBROUGH, Ben vs Stony Brook (12-19-10)
	1.000	(4-4)	HANSBROUGH, Ben vs Indiana State (11-30-10)
	1.000	(4-4)	ABROMAITIS, Tim vs Wisconsin (11-28-10)
	1.000	(4-4)	DRAGICEVICH, Alex vs Georgia Southern (11-12-10)
	1.000	(3-3)	HANSBROUGH, Ben at Marquette (1-10-11)
	1.000	(3-3)	ABROMAITIS, Tim vs Georgetown (12-29-10)
	1.000	(3-3)	ABROMAITIS, Tim vs Gonzaga (12-11-10)
	1.000	(3-3)	MARTIN, Scott vs Georgia Southern (11-12-10)
	1.000	(3-3)	COOLEY, Jack vs Georgia Southern (11-12-10)
Rebounds	11		MARTIN, Scott at Marquette (1-10-11)
	11		ABROMAITIS, Tim vs UMBC (12-22-10)
	11		ABROMAITIS, Tim vs California (11-26-10)
	11		SCOTT, Carleton vs Georgia (11-25-10)

	11	NASH, Tyrone vs Maine (11-22-10)
	11	SCOTT, Carleton vs Chicago State (11-17-10)
Assists	9	HANSBROUGH, Ben vs Maine (11-22-10)
	8	HANSBROUGH, Ben vs Stony Brook (12-19-10)
Steals	4	HANSBROUGH, Ben vs St. John's (1-8-11)
	3	HANSBROUGH, Ben at Marquette (1-10-11)
	3	ATKINS, Eric vs Connecticut (1-4-11)
	3	BROOKS, Joey vs Georgia Southern (11-12-10)
Blocked Shots	4	SCOTT, Carleton vs Indiana State (11-30-10)
	3	NASH, Tyrone vs Connecticut (1-4-11)
	3	SCOTT, Carleton vs UMBC (12-22-10)
	3	SCOTT, Carleton vs Wisconsin (11-28-10)
	3	SCOTT, Carleton vs California (11-26-10)
	3	SCOTT, Carleton vs Chicago State (11-17-10)
Turnovers	5	NASH, Tyrone vs St. John's (1-8-11)
	5	MARTIN, Scott at Syracuse (1-1-11)
	5	HANSBROUGH, Ben vs Georgia (11-25-10)
Fouls	5	NASH, Tyrone vs St. John's (1-8-11)
	5	SCOTT, Carleton vs Georgia (11-25-10)

2010-11 Notre Dame Men's Basketball  
 Notre Dame Opponent High/Low Analysis (as of Jan 10, 2011)  
 All games

OPPONENT INDIVIDUAL GAME HIGHS

Points	27		Jones, Terrence vs Kentucky (12-8-10)
	26		FERGUSON, Eric vs Georgia Southern (11-12-10)
	23		LESLIE, Travis vs Georgia (11-25-10)
	22		LATHAN, Dwayne vs Indiana State (11-30-10)
	21		BUYCKS, Dwight at Marquette (1-10-11)
	21		FREEMAN, Austin vs Georgetown (12-29-10)
Field Goals Made	9		FREEMAN, Austin vs Georgetown (12-29-10)
	9		Jones, Terrence vs Kentucky (12-8-10)
	9		LESLIE, Travis vs Georgia (11-25-10)
Field Goal Att.	23		WALKER, Kemba vs Connecticut (1-4-11)
	19		TAYLOR, Jordan vs Wisconsin (11-28-10)
FG Pct (min 5 made)	.833	(5-6)	AROP, Mangisto vs Gonzaga (12-11-10)
	.778	(7-9)	BUYCKS, Dwight at Marquette (1-10-11)
3-Point FG Made	5		BUYCKS, Dwight at Marquette (1-10-11)
	5		GRAY, Steven vs Gonzaga (12-11-10)
3-Point FG Att.	13		WARE, Dustin vs Georgia (11-25-10)
	12		FRANKLIN, Gary vs California (11-26-10)
3-Pt FG Pct (min 2 made)	1.000	(5-5)	BUYCKS, Dwight at Marquette (1-10-11)
	.800	(4-5)	AROP, Mangisto vs Gonzaga (12-11-10)
Free Throws Made	14		FERGUSON, Eric vs Georgia Southern (11-12-10)
	8		SPENCER, Rory vs Georgia Southern (11-12-10)
Free Throw Att.	16		FERGUSON, Eric vs Georgia Southern (11-12-10)
	13		SPENCER, Rory vs Georgia Southern (11-12-10)
FT Pct (min 3 made)	1.000	(7-7)	NAPIER, Shabazz vs Connecticut (1-4-11)
	1.000	(6-6)	HARRIS, Elias vs Gonzaga (12-11-10)
	1.000	(4-4)	HARDY, Dwight vs St. John's (1-8-11)
	1.000	(4-4)	KENNEDY, D.J. vs St. John's (1-8-11)
	1.000	(4-4)	Knight, Brandon vs Kentucky (12-8-10)
	1.000	(4-4)	LEUER, Jon vs Wisconsin (11-28-10)
	1.000	(4-4)	WALL, Christian vs Chicago State (11-17-10)
	1.000	(3-3)	WALKER, Kemba vs Connecticut (1-4-11)
Rebounds	17		Jones, Terrence vs Kentucky (12-8-10)
	12		BROWN, John vs Liberty (11-14-10)
Assists	9		JARDINE, Scoop at Syracuse (1-1-11)
	8		GRAY, Steven vs Gonzaga (12-11-10)
Steals	5		LESLIE, Travis vs Georgia (11-25-10)
	3		WALKER, Kemba vs Connecticut (1-4-11)
	3		SOUTHERLAND, James at Syracuse (1-1-11)
	3		CLARK, Jason vs Georgetown (12-29-10)
	3		RICHARD, Carl vs Indiana State (11-30-10)
	3		BROWN, John vs Liberty (11-14-10)
Blocked Shots	6		JACKSON, Rick at Syracuse (1-1-11)
	5		NANKIVIL, Keaton vs Wisconsin (11-28-10)
Turnovers	5		JARDINE, Scoop at Syracuse (1-1-11)
	5		FERGUSON, Eric vs Georgia Southern (11-12-10)
	5		DRAYTON III, Ben vs Georgia Southern (11-12-10)
Fouls	5		ORIAKHI, Alex vs Connecticut (1-4-11)
	5		GRAY, Steven vs Gonzaga (12-11-10)
	5		SACRE, Robert vs Gonzaga (12-11-10)
	5		HARRIS, Elias vs Gonzaga (12-11-10)
	5		GOODSON, Demetri vs Gonzaga (12-11-10)
	5		GASSER, Josh vs Wisconsin (11-28-10)
	5		TAYLOR, Jordan vs Wisconsin (11-28-10)