



NOTRE DAME

HOCKEY

FIGHTING IRISH MEDIA

Interim Director
Athletics Communications

Dan Colleran

dcollera@nd.edu
574-339-9810 (cell)

GAME II #6 NOTRE DAME VS. #19 PENN STATE

GAME INFORMATION

Game 11	Friday, November 10 7:35 p.m. ET	Compton Family Ice Arena Notre Dame, Indiana
Records	Notre Dame Fighting Irish 6-3-1, 2-0-0-0 B1G	Penn State Nittany Lions 5-5-0, 2-2-0-0 B1G
TV & Streaming Coverage	No TV & NBC Sports App	Mike Monaco (play-by-play) & Nik Valdiserri (analyst)
Radio/Audio Coverage	WZOC 94.3 FM (South Bend) & UND.com	Darin Pritchett (play-by-play)

THE SERIES

All-Time	PSU Leads, 2-1-1	Last: PSU W, 3-2 in OT (Oct. 22, 2017 at the Compton Family Ice Arena)
At ND	PSU Leads, 1-0-1	Last: PSU W, 3-2 in OT (Oct. 22, 2017 at the Compton Family Ice Arena)

COUNTDOWN TO PUCK DROP

562	Notre Dame's experienced blue line includes eight monogram winners who have combined for 562 career games played as well as 261 career points.
129	Senior defenseman Jordan Gross has skated in 129 consecutive games to start his Irish career.
110	Jake Evans enters Saturday night with 110 career points (32-78-110), which ranks second in active career scoring.
42	Jordan Gross enters the weekend with 42 shots on goal, which ranks third in the country overall and first among defensemen.
18	Eighteen of Notre Dame's 36 goals this season have been scored in the second period. The 36 goals rank second in the NCAA behind only Penn State (38).
18	Jake Evans enters the weekend with an NCAA leading 18 points on four goals and an NCAA best 14 assists.
13	Head coach Jeff Jackson is in his 13th season behind the Notre Dame bench. He has led the Irish to eight NCAA tournament appearances and three Frozen Fours.
12	Jordan Gross enters the weekend tied for the NCAA lead among defensemen with 12 points (4-8-12). He has notched at least one point in seven of Notre Dame's 10 games.
1	The Fighting Irish are playing their first season as affiliate members of the Big Ten.

WHAT'S INSIDE

1	Overview & Schedule
2-7	Notes
2	Quick Facts
3	Numerical Roster / Pronunciations
3	Current Irish In The NHL Draft
4	Geographic Breakdown
4	2017-18 Honors & Awards
5	Major/College Breakdown
6	National Polls

WHAT'S INSIDE

8	Series History
9-10	Head Coach Jeff Jackson
11	2017-18 Record When ...
12-13	The Last Time
14	Final 2016-17 Combined Stats
15-19	2017-18 Stats
20-33	Player Notes & Career Stats
34-36	2017-18 Box Scores

2017-18 SCHEDULE

Date	ND Rk	Opp Rk	Opponent	Location	TV	Time/Score
Oct. 1	8/8	--/--	USNTDP (exh.)	Notre Dame, IN	--	W, 4-3
Oct. 6	8/8	--/--	Alabama Huntsville	Notre Dame, IN	NBCSC+	W, 5-3
Oct. 7	8/8	--/--	Alabama Huntsville	Notre Dame, IN	NBCSC+	W, 4-0
Oct. 13	4/6	1/1	Denver	Notre Dame, IN	NBCSN	T, 2-2 (ot)
Oct. 14	4/6	1/1	Denver	Notre Dame, IN	NBCSN	L, 4-2
Oct. 19	5/6	--/--	Sacred Heart	Notre Dame, IN	NBCSC+	L, 6-4
Oct. 20	5/6	--/--	Sacred Heart	Notre Dame, IN	NBCSC+	W, 3-1
Oct. 26	8/8	RV/--	Omaha	Notre Dame, IN	NBCSC+	L, 6-4
Oct. 27	8/8	RV/--	Omaha	Notre Dame, IN	NBCSC+	W, 5-4
Nov. 3	10/10	16/RV	at Ohio State	Columbus, OH	BTN	W, 4-1
Nov. 4	10/10	16/RV	at Ohio State	Columbus, OH	--	W, 3-2
Nov. 10	6/6	19/RV	Penn State	Notre Dame, IN	--	7:35 p.m.
Nov. 11	6/6	19/RV	Penn State	Notre Dame, IN	NBCSN	5:30 p.m.
Nov. 17	--/--	--/--	at RPI	Troy, NY	--	7:00 p.m.
Nov. 18	--/--	--/--	at RPI	Troy, NY	--	7:00 p.m.
Nov. 24	--/--	--/--	Minnesota	Notre Dame, IN	NBCSN	7:35 p.m.
Nov. 25	--/--	--/--	Minnesota	Notre Dame, IN	NBCSC+	7:05 p.m.
Dec. 1	--/--	--/--	at Michigan State	East Lansing, MI	--	TBA
Dec. 2	--/--	--/--	at Michigan State	East Lansing, MI	--	TBA
Dec. 8	--/--	--/--	at Wisconsin	Madison, WI	BTN	9:05 p.m.
Dec. 9	--/--	--/--	at Wisconsin	Madison, WI	FSW+	8:05 p.m.
Jan. 5	--/--	--/--	at Michigan	Ann Arbor, MI	BTN	6:30 p.m.
Jan. 7	--/--	--/--	Michigan	Notre Dame, IN	NBCSN	3:05 p.m.
Jan. 19	--/--	--/--	Wisconsin	Notre Dame, IN	--	7:35 p.m.
Jan. 21	--/--	--/--	Wisconsin	TBA	NBCSN	3:05 p.m.
Jan. 26	--/--	--/--	at Minnesota	Minneapolis, MN	ESPN2	8:00 p.m.
Jan. 27	--/--	--/--	at Minnesota	Minneapolis, MN	FSN+	8:00 p.m.
Feb. 2	--/--	--/--	at Penn State	State College, PA	BTN	6:30 p.m.
Feb. 3	--/--	--/--	at Penn State	State College, PA	--	4:00 p.m.
Feb. 9	--/--	--/--	Ohio State	Notre Dame, IN	NBCSN	7:35 p.m.
Feb. 10	--/--	--/--	Ohio State	Notre Dame, IN	--	7:05 p.m.
Feb. 16	--/--	--/--	Michigan	Notre Dame, IN	--	7:35 p.m.
Feb. 18	--/--	--/--	at Michigan	Ann Arbor, MI	BTN	5:30 p.m.
Feb. 23	--/--	--/--	Michigan State	Notre Dame, IN	--	7:35 p.m.
Feb. 24	--/--	--/--	Michigan State	Notre Dame, IN	--	7:05 p.m.
March 2-4			B1G Round One	Campus Sites		
March 10			B1G Semifinals	Campus Sites		
March 17			B1G Championship	Campus Site		

Rankings: USCHO.com/USA Today/USA HM; ranking listed at time of game

All times Eastern

TV: NBC Sports Network [NBCSN] | Big Ten Network [BTN] | NBC Sports Chicago Plus [NBCSC+] | Fox Sports Wisconsin Plus [FSW+] | Fox Sport Northwest Plus [FSN+]

UNIVERSITY INFORMATION

School	University of Notre Dame
Location	Notre Dame, IN 46556
Founded	1842
Enrollment	8,530 (undergraduate), 12,393 (total)
Nickname	Fighting Irish
Colors	Gold and Blue
Affiliation	NCAA Division I
Conference	Big Ten (B1G)
President	Rev. John I. Jenkins
Provost	Thomas Burish
NCAA Faculty Representative	Patricia Bellia (Harvard '91)
Athletics Director	Jack Swarbrick (Notre Dame '76)
Sr. Assoc. Athletic Director/Sport Admin.	Tom Nevala (Notre Dame '90)
Ticket Office Phone	(574) 631-7356
Home Ice (capacity)	Compton Family Ice Arena (5,022) Charles "Lefty" Smith Rink
Ice Surface	200 x 90

HOCKEY STAFF INFORMATION

Head Coach	Jeff Jackson (Michigan State '78)
Record at Notre Dame	273-170-53 (13th season)
Record Overall	455-222-78 (19th season)
Big Ten Record	2-0-0
Associate Head Coach	Paul Pooley (Ohio State '84)
Associate Head Coach	Andy Slaggert (Notre Dame '89)
Volunteer Assistant Coach	Zack Cisek (Michigan State '15)
Coordinator of Hockey Operations	Nick Seirgiej (Wisconsin-River Falls '06)
Athletic Trainer	Kevin Ricks
Equipment Specialist	Ron Grove
Strength and Conditioning Coach	Tony Rolinski
Senior Managers	Emily Hession & Jenna Sobczyk
Administrative Assistant	Sue Halasz
Hockey Office Phone	(574) 631-3630

TEAM INFORMATION

2016-17 Overall Record	23-12-5
2016-17 Hockey East Record/Finish	12-6-4 (4th)
2016-17 Post Season	Hockey East Quarterfinals NCAA Frozen Four
Letter Winners Returning	21 (12 forwards, 8 defensemen, 1 goaltender)
Letter Winners Lost	5 (2 forwards, 1 defenseman, 2 goaltenders)
Newcomers	7 (4 forwards, 1 defenseman, 2 goaltenders)
2017-18 Captain	Jake Evans
2017-18 Alternate Captains	Luke Ripley, Andrew Oglevie, Jordan Gross
NCAA Appearances	Nine (Last: 2017)
NCAA Frozen Four Appearances	Three (2008, 2011, 2017)
All-Americans	13 players/14 times (Last: Anders Bjork in 2017)
Academic All-Americans	Nine (Last: Peter Schneider in 2015)

FOR STARTERS

- This weekend, Notre Dame plays its first home Big Ten series as Penn State visits the Compton Family Ice Arena for the second consecutive season and the teams will be meeting for the third consecutive season.
- The Irish are coming off a road sweep at Ohio State (Nov. 3-4) in their first ever Big Ten series, while the Nittany Lions split a home series versus Mercyhurst (Nov. 3-4) last weekend.
- Cale Morris played both games in the Notre Dame net against Ohio State and stopped 62 of the 65 shots he faced in the two games (.954) en route to being named the Big Ten's Second Star of the Week.
- Penn State (38) and Notre Dame (36) rank first and second in the country, respectively, in goals scored this season.
- Eighteen of Notre Dame's 36 goals have come in the second period.

QUICK HITS

- Jake Evans enters the weekend as the NCAA leader in points (18), assists (14) and faceoff wins (147), while his 1.80 points per game average ranks third.
- Evans also leads the country with 12 even strength points and he has the most games with at least three points (4).
- Evans has 10 points (1-9-10) over Notre Dame's last four games.
- Cal Burke has a four-game points streak (3-3-6), while Andrew Peeke (0-3-3) and Dylan Malmquist (2-1-3) have two-game point streaks.
- Jordan Gross (4-8-12) is tied for the NCAA lead in points by defensemen with Jimmy Schuld of St. Cloud State,
- Gross' 42 shots on goal lead all defensemen and rank tied for third overall, while his 4.20 shots on goal per game average ranks second among defensemen.
- Bobby Nardella (2-8-10) is tied for fifth in scoring among defensemen, while his seven power-play points (1-6-7) are tied for first.

THE SERIES (COMPLETE SERIES HISTORY ON PAGE 8)

- Notre Dame and Penn State will be meeting for the third consecutive season and for the first time as conference foes.
- Last season in a tightly contested series at the Compton Family Ice Arena, the teams skated to a 3-3 overtime tie in game one (Oct. 21) and then the Nittany Lions posted a

MEDIA INFORMATION

Interim Director of Athletics Communications (Hockey Contact)	Dan Colleran
Office Phone Cell Phone	574-631-7519 574-339-9810
Email	dcollera@nd.edu
Compton Family Ice Arena Press Box Phone	574-631-4899
Mailing Address	University of Notre Dame 100 Compton Family Ice Arena Notre Dame, IN 44629
Media Availability	Coach Jackson and requested players are generally available once per week and then after a post-game cooling off period. Please contact Dan Colleran with requests or to be added to the email distribution list regarding availability.
Credentials	Please email Dan Colleran with any credential requests at least five days prior to a game. Media will call (at the front entrance) opens one hour before puck drop.
Parking	Parking for games at the Compton Family Ice Arena is on a first come, first served basis but media are encouraged to park at nearby Innovation Park.

No.	Name	Pos.	Ht.	Wt.	Cl.	Hometown/Last Team
1	Dylan St. Cyr	G	5-9	170	Fr.	Northville, MI/USNTDP
2	Tony Bretzman	D	5-11	175	Sr.	Mendota Heights, MN/Langley (BCHL)
3	Jordan Gross	D	5-10	186	Sr.	Maple Grove, MN/Green Bay (USHL)
4	Dennis Gilbert	D	6-2	220	Jr.	Buffalo, NY/Chicago Steel (USHL)
5	Matt Hellickson	D	6-1	182	Fr.	Rogers, MN/Sioux City (USHL)
6	Tory Dello	D	6-0	190	So.	Crystal Lake, IL/Tri-City (USHL)
8	Matt Steeves	F	6-1	201	Fr.	Bedford, NH/Muskegon (USHL)
9	Dawson Cook	F	6-2	213	Sr.	Cadillac, MI/Green Bay (USHL)
11	Cal Burke	F	5-10	184	So.	Boxborough, MA/Cedar Rapids (USHL)
12	Felix Holmberg	F	5-10	175	So.	Stockholm, SWE/AIK J20
13	Colin Theisen	F	6-0	192	Fr.	Monroe, MI/Dubuque Fighting (USHL)
14	Max Eisenmenger	F	6-4	196	Fr.	Münster, GER/Djurgårdens IF J20
15	Andrew Oglevie	F	5-10	181	Jr.	Fullerton, CA/Cedar Rapids (USHL)
17	Pierce Crawford	F	5-10	188	Fr.	Park Ridge, IL/Youngstown (USHL)
18	Jake Evans	F	6-0	191	Sr.	Toronto, ONT/St. Michael's (USHL)
19	Mike O'Leary	F	6-1	195	So.	Halifax, NS/Dubuque (USHL)
20	Justin Wade	D	6-1	220	Sr.	Aurora, IL/Cedar Rapids (USHL)
21	Joe Wegwerth	F	6-3	230	Jr.	Brewster, NY/Cedar Rapids (USHL)
22	Andrew Peeke	D	6-2	200	So.	Parkland, FL/Green Bay (USHL)
23	Luke Novak	F	6-0	182	So.	Waukesha, WI/New Jersey (USPHL)
24	Luke Ripley	D	6-5	207	Sr.	Kitimat, BC/Powell River (BCHL)
25	Dylan Malmquist	F	5-11	185	Jr.	Edina, MN/Edina HS
26	Cam Morrison	F	6-3	212	So.	Aurora, ONT/Youngstown (USHL)
27	Bobby Nardella	D	5-9	175	Jr.	Rosemont, IL/Tri-City (USHL)
28	Jack Jenkins	F	5-11	192	Jr.	Lake Bluff, IL/Fargo (USHL)
29	Bo Brauer	F	6-3	210	Sr.	Edina, MN/Nanaimo Clippers (BCHL)
32	Cale Morris	G	6-1	190	So.	Larkspur, CO/Waterloo (USHL)
33	Nick Sanford	G	6-1	180	Fr.	Morristown, NJ/Boston (USPHL)

13 Colin Thiesen	Ty-sin
14 Max Eisenmenger	EYES-zen-men-ger
25 Dylan Malmquist	Mallmm-quist
32 Cale Morris	Kale (rhymes with male)

COACHING STAFF

Head Coach	Jeff Jackson (Michigan State '78)
Associate Head Coach	Paul Pooley (Ohio State '84)
Associate Head Coach	Andy Slaggert (Notre Dame '89)
Volunteer Assistant Coach	Zack Cisek (Michigan State '15)
Coordinator of Hockey Operations	Nick Seirgiej (Wisconsin-River Falls '06)
Athletic Trainer	Kevin Ricks
Equipment Specialist	Ron Grove
Strength and Conditioning Coach	Tony Rolinski

3-2 overtime win in game two (Oct. 22).

- In the game one tie, the Irish erased a 3-1 deficit on goals by Andrew Oglevie and Jordan Gross for the eventual tie.
- This weekend will mark the third all-time series between the teams as Notre Dame opened the 2015-16 at Penn State.
- The teams split that 2015-16 series, including a 7-4 win in the season opener, which was keyed by a Steven Fogarty hat trick (remains the most recent hat trick by a Notre Dame player).
- Before Penn State became an NCAA Div. I program starting with the 2012-13 season, the Irish also played the Nittany Lions four times between the 1983-84 and 1984-85 seasons, with the Irish posting a 3-0-1 record in those four games.
- Notre Dame's current stat leaders against Penn State include Jake Evans (4 GP, 1-4-5), Jordan Gross (4 GP, 1-5-6), Andrew Oglevie (3 GP, 1-2-3), Dylan Malmquist (4 GP, 1-1-2) and Joe Wegwerth (4 GP, 2-0-2).

PENN STATE AT A GLANCE

- The Nittany Lions are coming off a home series split with Mercyhurst, dropping game one, 7-4 (Nov. 3) and rebounding to take game two, 7-5 (Nov. 4).
- James Robinson had a hat trick in the game two win.
- Peyton Jones started both games of the Mercyhurst series in the Penn State goal and he was relieved in game one by Chris Funkey.
- Penn State is 5-5-0 overall and 2-2-0 in Big Ten play, having split both a road series at Minnesota and a home series versus Michigan.
- Jones is 5-3-0 on the season with a 4.02 goals-against average and a .869 save percentage.
- As a team, Penn State is scoring 3.80 goals per game, which ranks seventh in the country, but the Nittany Lions are also giving up 3.90 goal against per game, which ranks 57th.
- Andrew Sturtz leads the offense with six goals and seven assists for 13 points and he is the Big Ten's second leading scorer (all games) behind Jake Evans.
- Colorado draft pick Denis Smirnov is second on the team with 11 points (5-6-11) and he also is tied for the NCAA lead with three game-winning goals this season.

POWER PLAY YIELDING RETURNS

- The Irish enter the weekend with the Big Ten's highest ranked power play (all games), converting at a 25.7% rate (9-for-35).

CURRENT IRISH IN THE NHL DRAFT

	Jake Evans	2014	Seventh Round	207th Overall	Montreal Canadiens	
	Joe Wegewerth	2014	Fourth Round	92th Overall	Florida Panthers	
	Dennis Gilbert	2015	Third Round	91st Overall	Chicago Blackhawks	
	Cam Morrison	2016	Second Round	40th Overall	Colorado Avalanche	
	Andrew Peeke	2016	Second Round	34th Overall	Columbus Blue Jackets	
	Matt Hellickson	2017	Seventh Round	214th Overall	New Jersey Devils	

WHERE THEY'RE FROM	
California (1)	
Andrew Oglevie	Fullerton, California
Colorado (1)	
Cale Morris	Larkspur, Colorado
Florida (1)	
Andrew Peeke	Parkland, Florida
Illinois (5)	
Tory Dello	Crystal Lake, Illinois
Bobby Nardella	Rosemont, Illinois
Jack Jenkins	Lake Bluff, Illinois
Pierce Crawford	Park Ridge, Illinois
Justin Wade	Aurora, Illinois
Massachusetts (1)	
Cal Burke	Boxborough, Massachusetts
Michigan (3)	
Dawson Cook	Cadillac, Michigan
Dylan St. Cyr	Northville, Michigan
Colin Theisen	Monroe, Michigan
Minnesota (5)	
Tony Bretzman	Mendota Heights, Minnesota
Jordan Gross	Maple Grove, Minnesota
Dylan Malmquist	Edina, Minnesota
Bo Brauer	Edina, Minnesota
Matt Hellickson	Rogers, Minnesota
New Hampshire (1)	
Matt Steeves	Bedford, New Hampshire
New Jersey (1)	
Nick Sanford	Morristown, New Jersey
New York (2)	
Dennis Gilbert	Williamsville, New York
Joe Wegwerth	Brewster, New York
Wisconsin (1)	
Luke Novak	Waukesha, Wisconsin
Canada (4)	
Jake Evans	Toronto, Ontario
Cam Morrison	Aurora, Ontario
Mike O'Leary	Halifax, Nova Scotia
Luke Ripley	Kitimat, British Columbia
Sweden (1)	
Felix Holmberg	Stockholm, Sweden
Germany (1)	
Max Eisenmenger	Münster, Germany

- Andrew Oglevie (3), Jordan Gross (2), Jake Evans (1), Bobby Nardella (1), Joe Wegwerth (1) and Colin Theisen (1) have accounted for Notre Dame's nine power-play goals.
- Oglevie's three power-play goals were scored in the first six games of the season as he missed the Omaha and Ohio State series with an injury.
- Bobby Nardella has totaled seven power-play points (1-6-7) on the season, which is tied for the NCAA lead among defensemen.
- Four of Wegwerth's 11 career goals have come on the power play

MORRIS EARNS BIG SECOND STAR

- Goaltender Cale Morris was named the Big Ten's Second Star of the Week the conference announced on Tuesday morning (Nov. 7).
- Morris led the Fighting Irish to a weekend sweep at 16th-ranked Ohio State, posting a 2-0-0 record to go along with a 1.50 goals-against average and a .954 save percentage in the two games (stopped 62 of the 65 shots he faced).
- In the 3-2 game two win, he made 22 of his career-high 39 saves in the third period as Ohio State was only able to beat the sophomore with a pair of extra attacker goals.
- It marks the first career weekly award for Morris, who is now 5-1-0 on the year with a .925 save percentage and a 2.22 goals against average.

EVANS AND GROSS HIT CENTURY MARK

- With a pair of third period assists against Denver (Oct. 14), senior captain Jake Evans hit the 100-career points plateau.
- Evans became the 52nd player in program history to reach 100-career points and the first since Anders Bjork did so during the 2016-17 season.
- Senior defenseman Jordan Gross then hit the 100-career points milestone in Notre Dame's 5-4 win over Omaha (Oct. 27), becoming the 53rd player in program history with 100 points.
- Gross is just the sixth defenseman in program history to reach the century mark and the first to do so since Bob Thebeau in 1985-86.

CAREER POINTS BY ND DEFENSEMEN

1. John Schmidt (1978-82), 28-95-123
2. Jeff Brownschilde (1977-81), 29-92-122
3. Jack Brownschilde (1973-77), 31-78-109
4. Bob Thebeau (1982-86), 40-63-103
- **4. Jordan Gross (2014-), 30-73-103**
6. Paul Clarke (1973-77), 38-62-100
7. Bill Green (1969-73), 30-66-96
7. Kevin Markovitz (1986-90), 24-72-96
9. Robbie Russo (2011-15), 28-66-94

2017-18 HONORS & AWARDS			
Player	Year	Pos.	Awards
Jake Evans	Sr.	F	<ul style="list-style-type: none"> • Senior Class Award Candidate (Nov. 1) • Big Ten Second Star of the Week (Oct. 10) • Big Ten Third Star of the Week (Oct. 31) • 2017-18 Big Ten Preseason Watch List (Sept. 18)
Dennis Gilbert	Jr.	D	<ul style="list-style-type: none"> • 2017-18 Preseason All-CHN First Team (Sept 20)
Jordan Gross	Jr.	D	<ul style="list-style-type: none"> • Big Ten Third Star of the Week (Oct. 10) • 2017-18 Big Ten Preseason Watch List (Sept 18) • 2017-18 Preseason All-CHN Second Team (Sept 20)

2017-18 ROSTER BY SCHOOL AND/OR MAJOR

Marketing (Mendoza College of Business)
Bo Brauer (Sr.)
Dawson Cook (Sr.)
Finance (Mendoza College of Business)
Tony Bretzman (Sr.)
Luke Ripley (Sr.)
Jack Jenkins (Jr.)
Dylan Malmquist (Jr.)
Management Consulting (Mendoza College of Business)
Jake Evans (Sr.)
Jordan Gross (Sr.)
IT Management (Mendoza College of Business)
Justin Wade (Sr.)
Political Science (College of Arts and Letters)
Dennis Gilbert (Jr.)
Bobby Nardella (Jr.)
Andrew Oglevie (Jr.)
Joe Wegwerth (Jr.)
College of Arts and Letters
Tory Dello
Mendoza College of Business
Cal Burke (So.)
Felix Holmberg (So.)
Cale Morris (So.)
Cam Morrison (So.)
Luke Novak (So.)
Michael O'Leary (So.)
Andrew Peeke (So.)
First Year of Studies
Pierce Crawford (Fr.)
Max Eisenmenger (Fr.)
Matt Hellickson (Fr.)
Dylan St. Cyr (Fr.)
Nick Sanford (Fr.)
Matt Steeves (Fr.)
Colin Theisen (Fr.)

UP NEXT FOR THE IRISH

- Next weekend, the Irish hit the road and travel to Troy, New York for their final non-conference series of the season at RPI (Nov. 17-18).
- Puck drop on Friday and Saturday is scheduled for 7:00 p.m. ET.

EVANS A SENIOR CLASS CANDIDATE

- Senior captain Jake Evans was named one of 20 2017-18 Senior CLASS Award[®] candidates (Nov. 1).
- To be eligible for the award, a student-athlete must be classified as an NCAA Division I senior and have notable achievements in four areas of excellence: community, classroom, character and competition.
- The 20 candidates will be narrowed to 10 finalists in February, and those 10 names will be placed on the official ballot for a nationwide vote by media, coaches and fans.
- The Senior CLASS Award winner will be announced during the 2018 NCAA Men's Frozen Final Four[®] in April.

QUICK STRIKE GOALS

- In Notre Dame's 5-4 win over Omaha on Oct. 27, Cam Morrison and Jack Jenkins scored goals just 11 seconds apart in the second period.
- The 11 seconds between goals was just three seconds over the Notre Dame record of eight seconds, set by Erik Condra and Tom Sawatske in the third period of Notre Dame's game at Northern Michigan on Jan. 21, 2006.
- Then in Notre Dame's 3-2 win at Ohio State on Nov. 4, Dylan Malmquist and Jake Evans scored just 34 seconds apart to stake the Irish to a 3-0 lead midway through the second period.

OGLEVIE'S BUZZER BEATERS

- Junior forward Andrew Oglevie scored a pair of buzzer-beating goals in Notre Dame's 4-0 win over Alabama Huntsville (Oct. 7).
- Both of Oglevie's goals were scored with under 1.0 second remaining in the first and second periods, respectively.

LEADERSHIP QUARTET

- Senior Jake Evans will serve as the team captain in 2017-18, while seniors Jordan Gross and Luke Ripley, as well as junior Andrew Oglevie, will serve as alternate captains for the year.
- Evans and Ripley were alternate captains in 2016-17.
- Evans becomes the 13th Canadian born captain of the Irish and the first since two-year captain Steve Noble (1996-98).

YEAR ONE IN THE B1G

- Notre Dame is in the midst of its first season as an affiliate member of the Big Ten Conference in 2017-18.
- Coach Jackson will oversee the Fighting Irish in a third conference, having spent his first eight seasons with the Irish in the CCHA and the previous four seasons in Hockey East.
- Big Ten hockey features seven teams this season and each team will play 24 conference games.
- For all conference games as well as home non-conference games, the Irish will follow B1G protocol and if the game remains tied after a five minute overtime, there will be a shootout (three players per team).
- In a league game, the results of the shootout count towards league standings. In non-conference games, the results are for exhibition purposes.

USCHO.com Division I Men's Poll (November 6, 2017)

Rk. Team (1st-place votes)	Record	Points	Last Week
1 St. Cloud State (50)	7-0-0	1000	2
2 North Dakota	6-2-2	913	4
3 Denver	4-2-2	870	1
4 Minnesota	7-3-0	847	5
5 Harvard	2-1-0	806	3
6 Notre Dame	6-3-1	660	10
7 Wisconsin	6-4-1	605	7
8 Providence	5-3-0	602	6
9 New Hampshire	6-1-1	552	13
10 Minnesota State	6-3-0	547	9
11 Clarkson	6-3-1	541	13
12 Minnesota Duluth	4-4-2	442	8
13 Northeastern	5-2-1	433	15
14 Cornell	4-0-0	419	18
15 Boston University	4-5-1	306	12
16 Quinnipiac	3-3-1	214	11
17 Ohio State	5-3-2	155	16
18 Western Michigan	5-3-1	113	NR
19 Penn State	5-5-0	79	17
20 Northern Michigan	5-3-0	61	NR

Others receiving votes: Michigan 55, Colorado College 53, Omaha 52, Colgate 45, Bemidji State 41, Michigan Tech 18, Air Force 17, Army 17, Boston College 12, Bowling Green 7, Niagara 6, Yale 5, UMass Lowell 4, Miami 3.

USA Today/USA Hockey Magazine Poll (November 6, 2017)

Rk. Team	Points (1st-place votes)	Last Week	Record	In Poll
1. St. Cloud State University, 510 (34)	2	7-0-0	7	
2 University of Minnesota, 427	4	7-3-0	7	
3 University of Denver, 416	1	4-2-2	7	
4 University of North Dakota, 401	5	6-2-2	7	
5 Harvard University, 372	3	2-1-0	7	
6 University of Notre Dame, 264	10	6-3-1	7	
7 Providence College, 245	6	5-3-0	7	
8 University of New Hampshire, 235	13	6-1-1	3	
9 Clarkson University, 217	14	6-3-1	5	
10 University of Wisconsin, 194	7	6-4-1	7	
11 Minnesota State University, 187	9	6-3-0	6	
12 Cornell University, 166	--	4-0-0	1	
13 Northeastern University, 155	15	5-2-1	6	
14 University of Minnesota Duluth, 85	8	4-4-2	7	
15 Western Michigan University, 78	--	5-3-1	1	

Others Receiving Votes: Boston University, 75; Quinnipiac University, 18; Northern Michigan University, 9; Colorado College, 7; Ohio State University, 7; University of Michigan, 6; Bowling Green State University, 3; Army West Point, 1; Bemidji State University, 1; Penn State University, 1.

Notre Dame in the Polls

Date	USCHO.com	USAToday
September 25 (Preseason)	8	8
October 2	n/a	8
October 9	4	6
October 16	5	6
October 23	8	t-8
October 30	10	10
November 6	6	6

- The 2018 Big Ten Tournament will feature a three-weekend format with all games taking place on the campus of the higher-seeded teams.
- The tournament will open March 2-4 with three best-of-three quarterfinal series, as the second-, third- and fourth-seeded teams will each host a series.
- The top-seeded team will have a bye to the single-elimination semifinals, which are scheduled for Saturday, March 10.
- The highest-seeded team remaining after the semifinals will host a championship game scheduled for Saturday, March 17.

TELEVISION

- Notre Dame will once again be one of college hockey's most televised teams in 2017-18.
- The NBC Sports Group will televise and/or stream 19 Notre Dame regular-season home games, including NBCSN games against Denver (Oct. 13-14), Penn State (Nov. 11), Minnesota (Nov. 24), Michigan (Jan. 7), Wisconsin (Jan. 21) and Ohio State (Feb. 9).
- It marks the fifth consecutive season of NBC Sports coverage for the Irish.
- Additionally, NBC Sports Chicago Plus will also pick up Notre Dame home games against Alabama Huntsville (Oct. 6-7), Sacred Heart (Oct. 19-20), Nebraska Omaha (Oct. 26-27) and Minnesota (Nov. 25).
- Seven Notre Dame road games will be televised this season, including Notre Dame's first Big Ten conference game at Ohio State on Friday, Nov. 3 (BTN).
- The Big Ten Network will also televise Notre Dame games at Wisconsin (Dec. 8), at Michigan (Jan. 5) and at Penn State (Feb. 2).
- ESPN2 will carry the road game at Minnesota on Friday, Jan. 26.
- Additionally, Fox Sports Wisconsin Plus (at Wisconsin on Dec. 9) and Fox Sports North Plus (at Minnesota on Jan. 27) will also televise Fighting Irish road games.

BIG TEN PRESEASON COACHES POLL

1. Minnesota
- 2. Notre Dame**
3. Wisconsin
4. Penn State
5. Ohio State
6. Michigan
7. Michigan State

2017 FROZEN FOUR RUN

- Notre Dame concluded the 2016-17 season with an appearance in the Frozen Four at the United Center in Chicago (the University of Notre Dame also served as the host institution).
- It marked Notre Dame's third ever Frozen Four appearance as well as the third in a 10-year span (Boston College and North Dakota were the only other teams to make at least three Frozen Fours in that 10-year span).
- The Irish overcame deficits against both No. 1 seed Minnesota and No. 2 seed UMass Lowell to post back-to-back 3-2 victories at the Northeast Regional in Manchester, New Hampshire.
- In the combined 12 regional semifinal and regional games in the NCAA tournament last season, Notre Dame was the only team to trail in the second period or later and post a win – and the Irish did it twice.
- After trailing in the third period of the regional semifinal against UMass Lowell, the Irish tied the game late in the third when Cam Morrison scored on a feed from Anders Bjork.
- Andrew Oglevie then scored the dramatic game winner just 2:44 into the overtime period.

- The win over UMass Lowell was Notre Dame's first overtime win since defeating Miami 3-2 on Dec. 28, 2014, in the first round of the Florida College Hockey Classic in Estero, Florida.
- Notre Dame headed into the NCAA Tournament as a No. 4 seed and the Irish were the only team not seeded No. 1 to make it to Chicago.
- Cam Morrison scored the lone goal for the Irish in the Frozen Four contest, with assists from Jordan Gross and Jake Evans.

IRISH IN THE NHL

- Seven former Notre Dame players made 2017 NHL opening night rosters including, back-to-back defending Stanley Cup Champions Ian Cole and Bryan Rust (Pittsburgh), Anders Bjork (Boston), Stephen Johns (Dallas), Anders Lee (New York Islanders), Kyle Palmieri (New Jersey) and Riley Sheahan (Detroit).
- Bjork became the 17th former Irish player under Jeff Jackson to reach the NHL and the program's 31st overall when Boston opened the season with a home win against Nashville on Oct. 5 (Bjork had an assist in that win).
- Sheahan was traded to Pittsburgh on Oct. 21, where he joins Cole and Rust (at Notre Dame, he played with Cole during the 2009-10 season and with Rust during the 2010-11 and 2011-12 seasons).
- Last season (2016-17), a program-record 10 former Notre Dame hockey players played in the NHL (nine was the previous high in 2011-12).
- The 2016-17 season also included several stretches where eight former Irish players were in the league at the same time, marking the first time in program history eight former players were on active NHL rosters at the same time.
- Prior to Bjork, Robbie Russo (Detroit) and T.J. Tynan (Columbus) were the most recent former Irish players to make their NHL debuts when they both did so on March 7, 2017.
- Also during the 2016-17 season, Rust became the third former Irish player to record an NHL hat trick, joining Palmieri (1) and Dave Poulin (5) and Lee totaled 34 goals to set the record for goals in an NHL season by a former Irish player.
- With Pittsburgh winning the 2017 Stanley Cup, Rust and Cole became the third and fourth former Irish players to win back-to-back Stanley Cup Championships, joining Bill Nyrop (Montreal '76-'77-'78) and Don Jackson (Edmonton '84-'85).

NOTRE DAME IN THE 2017 NHL DRAFT

- Freshman defenseman Matt Hellickson was chosen in the seventh round (214th overall) by the New Jersey Devils in the June 2017 NHL Draft hosted (United Center).
- Future Irish defenseman and NLI signee Nicky Leivermann was also selected in the seventh round (187th overall) of the 2017 Draft by the Colorado Avalanche.
- Leivermann and Hellickson became the 80th and 81st Irish players selected in the NHL Draft.

FRESHMAN CLASS (7)

- Defenseman Matt Hellickson, forwards Pierce Crawford, Max Eisenmenger, Matt Steeves and Colin Theisen, as well as goaltenders Nick Sanford and Dylan St. Cyr comprise the seven member freshman class.



PENN STATE (ENTERING THE WEEKEND)

Series: PSU leads 2-1-1 (4 games)
 At Notre Dame: PSU leads 1-0-1
 At Penn State: Tied, 1-1-0
 At Neutral Sites: 0-0-0
 Overtime Wins: PSU 1, ND 0
 One-Goal Wins:
 Last Meeting: 2015-16
 Current Streak: PSU 2-0-1

ALL-TIME SERIES RECORD

Year	Host	Site	Arena	Win	Loss	Tie	Result
2015-16	Penn State	State College, Pa.	Pegula Ice Arena	W			7-4
2015-16	Penn State	State College, Pa.	Pegula Ice Arena		L		5-3
2016-17	Notre Dame	Notre Dame, Ind.	Compton Family Ice Arena			T	3-3 (ot)
2016-17	Notre Dame	Notre Dame, Ind.	Compton Family Ice Arena		L		3-2 (ot)

**HEAD COACH
JEFF JACKSON**



- The 2017-18 hockey season marks University of Notre Dame hockey coach Jeff Jackson's 13th season behind the Irish bench. The highly regarded Jackson now has over 30 years of coaching experience.
- Notre Dame's Jeff Jackson era began in 2005 when the University searched for a man who could move the program among the elite hockey schools in the country.
- During his now 13-year run, Notre Dame has become one of the nation's top teams, winning the Central Collegiate Hockey Association's (CCHA) regular-season title twice (2006-07 and 2008-09) while earning three Mason Cup championships ('07, '09 and the final one in 2013)
- Since his arrival at Notre Dame, the Irish skaters have accumulated an overall record of 268-167-52, including eight trips to the NCAA Tournament (2006-09, 2010-11, 2012-14 and 2016-17), three Frozen Four appearances (2008, 2011 and 2017) and one national championship berth (2008).
- The 2017-18 season begins Notre Dame's hockey tenure in the Big Ten Conference. Since the introduction of hockey to the Big Ten, Jackson's Irish hold a 4-7-1 record against members of the conference.
- Between 2006-09, the Irish turned in win totals of 32, 27 and 31 for three consecutive seasons of 25 or more wins and three consecutive NCAA tournament appearances, a first in program history.
- Jackson's success on the ice also has had a major impact off the ice for the Irish. With the wins came a commitment from the University that led to the new home of Irish hockey - The Compton Family Ice Arena - one of the finest college hockey facilities in the nation. The new venue opened on Oct. 21, 2011.
- The Irish have seen 34 players selected in the National Hockey League Entry Draft during Jackson's tenure, including three first round selections. Since his arrival on campus, Notre Dame has also seen 21 products from USA Hockey's National Team Development Program reach the Irish ranks.
- Jackson has coached six Irish players to All-America honors - Anders Bjork (2017) Robbie Russo (2015), Anders Lee (2013), Ian Cole (2009), Erik Condra (2009) and David Brown (2007).
- In addition, 16 of his players have gone on to play in the NHL, including most recently Robbie Russo (Detroit) and T.J. Tynan (Columbus), who each made their NHL debuts on March 7, 2017.
- Jackson's Notre Dame teams have played with poise, discipline, team speed and have also featured strong goaltending and excellent special teams play.
- Having led the Lake Superior State Lakers to an NCAA Division I title in 1992 and 1994, Jackson became the first coach to have won the championship prior to joining Notre Dame's hockey staff.
- As a head coach, Jackson has led teams to 14 NCAA Tournament appearances and seven conference championships (1991-93, '95, '07, '09 and '13).

THE JEFF JACKSON FILE COLLEGIATE HEAD COACHING					
19th year as NCAA Div. I Head Coach					
Alma Mater: Michigan State ('78, '79)					
School	Seasons	Record			Pct.
Lake Superior State	6	182	52	25	.751
Notre Dame	13	274	170	53	.
TOTALS	19	456	222	78	.

THE JEFF JACKSON FILE ADDITIONAL HEAD COACHING					
Team	Seasons	Record			
USNTDP (USHL)	3	N/A	N/A	N/A	N/A
Guelph (OHL)	2	71	46	16	3

HONORS AND ACCOLADES	
Year	Award
1990-91	CCHA Coach of the Year
2006-07	CCHA Coach of the Year
2006-07	Spencer Penrose Award
2010-11	CCHA Coach of the Year

JACKSON AND THE FROZEN FOUR	
Year	Team
1992	Lake Superior State (NCAA Champion)
1993	Lake Superior State (NCAA Runner-Up)
1994	Lake Superior State (NCAA Champion)
2008	University of Notre Dame (NCAA Runner-Up)
2011	University of Notre Dame (NCAA Semifinalist)
2017	University of Notre Dame (NCAA Semifinalist)

- A 1978 graduate of Michigan State University with a degree in communications, Jackson followed with an education degree from Michigan State in 1979.
- In May 2003, Inside College Hockey ranked Jackson 12th on its list of the 16 greatest college coaches of all-time with only five of the 16 still active.
- He made his NHL debut as an assistant coach with the New York Islanders during the 2003 season in which they earned a spot in the 2004 Stanley Cup playoffs. The following season all games were canceled due to the unresolved 2004-05 NHL lockout, and at the end of the year Jackson left the Islanders to join the Fighting Irish as head coach for the 2005-06 season.
- Jackson is a member of the USA Hockey Coaches Achievement Program, the American Hockey Coaches Association and the National Hockey League Coaches Association.

JEFF JACKSON RECORDS VS. DIVISION I TEAMS

Team	W	L	T	%
Air Force	1	0	0	1.00
Alabama Huntsville	8	1	0	0.889
Alaska	21	8	1	0.696
Alaska Anchorage	1	0	0	1.00
Arizona State	2	0	0	1.00
Army	1	0	0	1.00
Bemidji State	0	1	0	0.00
Boston College	10	8	0	0.555
Boston University	10	5	1	0.656
Bowling Green	43	9	4	0.804
Brown	0	1	0	0.00
Canisius	1	0	0	1.00
Clarkson	2	3	0	0.40
Colgate	1	0	0	1.00
Colorado College	0	1	0	0.00
Connecticut	4	1	1	0.750
Cornell	2	1	0	0.667
Denver	1	5	3	0.278
Ferris State	29	11	4	0.705
Harvard	1	1	0	0.50
Holy Cross	2	0	0	1.00
Illinois-Chicago	24	2	0	0.923
Kent State	7	0	1	0.938
Lake Superior State	20	4	4	0.786
Laurentian	2	0	0	1.00
Maine	9	4	1	0.679
Massachusetts	8	4	0	0.667
Massachusetts Lowell	4	9	2	0.333
Mercyhurst	1	0	0	1
Merrimack	6	2	1	0.722
Miami	20	16	10	0.694
Michigan	27	26	8	0.508
Michigan State	23	15	8	0.587
Michigan Tech	6	2	1	0.722
Minnesota	6	5	0	0.545
Minnesota-Duluth	6	6	2	0.50
Minnesota State	2	3	0	0.40
Nebraska Omaha	12	3	2	
New Hampshire	6	3	1	0.650
Niagara	2	0	0	1.00
Northeastern	6	10	2	0.389
North Dakota	1	2	2	0.30
Northern Michigan	16	7	3	0.667
Notre Dame	11	2	0	0.846
Ohio State	30	13	7	0.
Princeton	4	1	0	0.80
Providence College	8	3	2	0.692

Rensselaer	3	1	0	0.750
Robert Morris	1	1	0	0.50
Sacred Heart	3	1	0	0.750
St. Cloud State	0	2	0	0.00
St. Lawrence	2	0	1	0.833
Toronto	1	0	0	1.00
Union College	1	1	0	0.50
Vermont	6	2	2	0.70
Western Michigan	30	14	10	0.648
Wisconsin	1	2	0	0.333
York University	1	0	0	1

POST-SEASON RECORD VS. DIVISION I TEAMS

Team	W	L	%
Alabama Huntsville	1	0	1.00
Alaska	2	2	0.50
Alaska Anchorage	1	0	1.00
Bemidji State	0	1	0.00
Boston College	2	2	0.50
Boston University	3	1	0.750
Bowling Green	4	0	1.00
Clarkson	2	2	0.50
Cornell	1	0	1.00
Denver	0	1	0.00
Ferris State	2	1	0.667
Harvard	1	0	1.00
Illinois-Chicago	6	0	1.00
Lake Superior State	3	1	0.750
Maine	0	1	0.00
Massachusetts	2	1	0.667
Massachusetts Lowell	2	4	0.333
Merrimack	1	0	1.00
Miami	2	2	0.50
Michigan	9	6	0.60
Michigan State	5	1	0.833
Minnesota	2	0	1.00
Minnesota-Duluth	1	1	0.50
Nebraska Omaha	2	0	1.00
New Hampshire	2	0	1.00
Northeastern	1	2	0.333
Northern Michigan	1	1	0.50
Ohio State	7	2	0.778
Providence College	2	0	1.00
St. Cloud State	0	2	0.00
Vermont	0	1	0.00
Western Michigan	3	0	1.00
Wisconsin	1	0	1.00

NOTRE DAME'S 2017-18 RECORD WHEN	
Overall	6-3-1
In Big Ten regular season games	2-0-0
Non-conference games	4-3-1
Home	4-3-1
Road	2-0-0
Neutral	0-0-0
In overtime games	0-0-1
When Notre Dame scores first	6-1-1
When opponents score first	0-2-0
When Notre Dame leads after 1 period	2-1-0
When Notre Dame trails after 1 period	1-2-0
When score is tied after 1 period	3-0-1
When Notre Dame leads after 2 periods	5-1-0
When Notre Dame trails after 2 periods	0-2-0
When score is tied after 2 periods	1-0-1
When Notre Dame trails at any point in the third period	0-3-1
When Notre Dame outshoots opponent	3-1-0
When opponent outshoots Notre Dame	3-2-1
When shots are even	0-0-0
In Game 1 of weekend series	2-2-1
In Game 2 of weekend series	4-1-0
In Game 1 of Big Ten weekend series	1-0-0
In Game 2 of Big Ten weekend series	1-0-0
In one-goal games	2-0-0
in two-goal games	2-3-0
When scoring 0-1 goals	0-0-0
When scoring two or more goals	6-3-1
When scoring three or more goals	6-2-0

When scoring four or more goals	4-2-0
When scoring five or more goals	2-0-0
Against Ranked Opponents	
vs. #1/1 Denver	0-1-1
at #16/RV Ohio State	2-0-0
Month-By-Month	
Notre Dame in October	4-3-1
Notre Dame in November	2-0-0
Notre Dame in December	
Notre Dame in January	
Notre Dame in February	
Notre Dame in March	
Vs. Conferences	
Atlantic Hockey	1-1-0
Big Ten	2-0-0
ECAC	0-0-0
NCHC	1-2-1
WCHA	2-0-0

THE LAST TIME...

TEAM	
Notre Dame won in overtime	March 26, 2017 vs. UMass Lowell in NCAA Northeast Regional Final (3-2)
Notre Dame lost in overtime	October 22, 2016 vs. Penn State (2-3)
Notre Dame tied in overtime	October 13, 2017 vs. Denver (2-2)
Notre Dame scored 10 or more goals in a game	December 29, 2010 vs. Canisius (10-2)
Notre Dame allowed 10 or more goals in a game	March 12, 2005 at Michigan (10-1)
Notre Dame had a home shutout	October 7, 2017 vs. Alabama Huntsville (Dylan St. Cyr, 34 saves)
Notre Dame had a road shutout	December 3, 2016 at Massachusetts (Cal Petersen, 22 saves)
Notre Dame had a neutral site shutout	October 13, 2012 vs. Maine (Steven Summerhays, 22 saves)
Notre Dame was shutout at home	November 26, 2016 vs. Clarkson (Jake Keilley 35 saves)
Notre Dame was shutout on the road	November 13, 2016 at Northeastern (Jake Theut, 22 saves, two periods of play) November 7, 2014 at Minnesota (Adam Wilcox, 20 saves)
Notre Dame won 1-0	February 27, 2016 vs. Boston University (Cal Petersen, 39 saves)
Notre Dame had 35 or more shots in a game	October 27, 2017 vs. Omaha (35 shots)
Notre Dame had 40 or more shots in a game	October 20, 2017 vs. Sacred Heart (43 shots)
Notre Dame had 50 or more shots in a game	October 7, 2016 vs. Arizona State (51 shots)
Notre Dame surrendered 35 or more shots in a game	November 4, 2017 at Ohio State (41 shots)
Notre Dame surrendered 40 or more shots in a game	November 4, 2017 at Ohio State (41 shots)
Notre Dame surrendered 50 or more shots in a game	January 1, 2016 at Denver (50 shots)
Notre Dame had three PP goals in a game	October 25, 2014 vs. Niagara (7-0 win)
Notre Dame had four PP goals in a game	October 20, 2013 vs. Michigan Tech (7-3 win)
Notre Dame had six PP goals in a game	October 7, 2016 vs. Arizona State (9-2 win) February 13, 2009 vs. Northern Michigan (9-5 win)
Notre Dame had one short-handed goal	October 6, 2017 vs. Alabama Huntsville (Jake Evans, 5-3 win)
Notre Dame had two short-handed goals	January 7, 2011 at Northern Michigan (8-1 win) November 20, 2010 vs. Michigan State (4-2 win)
Notre Dame surrendered five PP goals	December 4, 2004 vs. Michigan (8-0 loss)
Notre Dame surrendered four PP goals	February 1, 2013 at Ohio State (6-3 loss)
Notre Dame surrendered three PP goals	December 2, 2016 at UMass (5-4 loss)
Notre Dame surrendered two short-handed goals	February 8, 2013 vs. Michigan (7-4 win)
Notre Dame played a #1 ranked team	October 14, 2017 vs. Denver (L, 4-2)
Notre Dame tied a #1 ranked team	October 13 2017 vs. Denver (T, 2-2 in OT)
Notre Dame defeated a #1 ranked team	March 1, 2014 at Boston College (W, 2-1 in OT)
Notre Dame defeated a #1 ranked team at home	November 8, 2013 vs. Minnesota (W, 4-1)
Notre Dame erased a two-goal deficit to win or tie	March 25, 2017 vs. Minnesota in the NCAA Northeast Regional Semifinal (W, 3-2)
Notre Dame erased a two-goal, third period deficit to win or tie	February 3, 2017 vs. Vermont (T, 4-4)
	December 10, 2015 at Boston College (W, 4-3)

INDIVIDUAL	
Notre Dame player scored a hat trick	October 16, 2015 - Steven Fogarty at Penn State
Notre Dame defenseman scored a hat trick	January 18, 2015 - Robbie Russo at UConn
Notre Dame player scored four goals	October 19, 1995 - Brian Urick at Alaska Fairbanks
Notre Dame player scored five goals	December 29, 1971 - Ian Williams at Dartmouth
Notre Dame player had three assists	October 27, 2017 - Jake Evans vs. Omaha (0-3-3)
Notre Dame player had four assists	October 26, 2017 - Jake Evans vs. Omaha (0-4-4)
Notre Dame player had five assists	October 21, 1994 - Jamie Ling vs. Waterloo (2-5-7)
Notre Dame player had four points	October 26, 2017 - Jake Evans vs. Omaha (0-4-4)
Notre Dame player had five points	February 13, 2009 - Erik Condra at Northern Michigan (2-3-5)
Notre Dame player had six points	October 21, 1994 - Jamie Ling vs. Waterloo (2-5-7)
Notre Dame player had seven points	October 21, 1994 - Jamie Ling vs. Waterloo (2-5-7)
Notre Dame goalie made 35+ saves	Nov. 4, 2017 - Cale Morris at Ohio State, 39 saves (3-2 win)
Notre Dame goalie made 40+ saves	Oct. 13, 2017 - Dylan St. Cyr vs. Denver, 46 saves (2-2 overtime tie)
Notre Dame goalie made 50+ saves	March 6, 2015 - Cal Petersen vs. UMass, 87 saves (4-3 loss)
Opposing player scored a hat trick	October 19, 2017 - Vito Bavaro of Sacred Heart
Opposing player scored four goals	March 12, 1994 - Colin Ward of Western Michigan
Opposing player scored five goals	November 10, 1973 - Tom Ross of Michigan State
Opposing player had four assists	December 2, 2011 - Ludwig Karlsson of Northeastern (0-4-4)
Opposing player had five assists	January 20, 1996 - Kevin Hilton of Michigan (0-5-5)
Opposing player had four points	March 12, 2016 - Kevin Roy of Northeastern (2-2-4)
Opposing player had five points	January 27, 2001 - Jeff Hamilton of Yale (2-3-5)
Opposing player had six points	January 11, 1994 - John Gruden of Ferris State (4-3-7)
Opposing player had seven points	January 11, 1994 - John Gruden of Ferris State (4-3-7)
Opposing goalie made 35+ saves	October 6, 2017 - Jordan Uhelski of Alabama Huntsville, 40 saves (5-3 ND win)
Opposing goalie made 40+ saves	October 20, 2017 - Nathan Perry of Sacred Heart, 40 saves (3-1 ND win)
Opposing goalie made 50+ saves	March 6, 2015 - Steve Mastalerz of UMass, 75 saves (4-3 ND loss)
Notre Dame had a penalty shot	January 21, 2017 - Joe Wegwerth (saved vs. New Hampshire)
Notre Dame scored on a penalty shot	December 6, 2013 - Jeff Costello (vs. UMass) March 16, 2013 - Bryan Rust (vs. Bowling Green)
Opponent had a penalty shot	March 10, 2017 - Shane Kavanagh, Providence (vs. Cal Petersen, missed wide, 5-0 ND win) January 29, 2016 - Colin White, Boston College (saved by Cal Petersen, 4-0 ND loss) January 22, 2016 - Ara Nazarian, New Hampshire (scored on Cal Petersen, 5-1 ND win) December 10, 2015 - Colin White, Boston College (saved by Cal Petersen, 4-3 ND win)

Final 2016-17 Combined Stats

Date	Opponent	Score	Att.	Record:	Overall	Home	Away	Neutral					
Oct 07	ARIZONA STATE	W 9-2	3356	ALL GAMES	23-12-5	14-5-4	7-5-1	2-2-0					
Oct 08	ARIZONA STATE	W 4-2	3554	CONFERENCE	12-6-4	6-2-3	6-4-1	0-0-0					
Oct 14	at #4 Minnesota Duluth	L 3-4	5526	NON-CONFERENCE	11-6-1	8-3-1	1-1-0	2-2-0					
Oct 15	at #4 Minnesota Duluth	W 3-1	6014										
Oct 21	PENN STATE	Tot 3-3	3411										
Oct 22	PENN STATE	Lot 2-3	3518										
* Oct 27	UCONN	L 2-4	2936	## Player	gp	g	a	pts	sh	sh%	pen-min	pp	sh
* Oct 28	UCONN	W 6-2	4065	10 Anders Bjork	39	21	31	52	129	.163	8-16	5	2
* Nov 12	at Northeastern	W 5-2	3511	18 Jake Evans	40	13	29	42	110	.118	18-47	1	1
* Nov 13	at Northeastern	T 0-0	1444	15 Andrew Oglevie	40	21	20	41	127	.165	5-10	5	1
* Nov 17	#5 UMASS LOWELL	L 1-4	3151	3 Jordan Gross	40	10	22	32	160	.062	6-12	5	0
* Nov 18	#5 UMASS LOWELL	W 4-1	4653	26 Cam Morrison	40	12	12	24	83	.145	6-12	5	0
Nov 25	HOLY CROSS	W 5-3	4581	25 Dylan Malmquist	40	10	14	24	68	.147	10-20	3	0
Nov 26	CLARKSON	L 0-2	3865	4 Dennis Gilbert	40	0	22	22	50	.000	11-22	0	0
* Dec 2	at Massachusetts	L 4-5	2481	27 Bobby Nardella	34	7	14	21	84	.083	9-26	4	0
* Dec 3	at Massachusetts	W 3-0	3039	16 Connor Hurley	21	4	12	16	26	.154	11-22	0	0
* Dec 10	#3 BOSTON COLLEGE	W 3-2	5022	22 Andrew Peeke	40	4	10	14	56	.071	8-16	0	0
Dec 31	ALASKA	W 5-0	4149	28 Jack Jenkins	36	7	5	12	88	.080	2-4	0	0
Jan 01	ALASKA	W 4-0	4023	6 Tory Dello	39	1	11	12	80	.013	23-65	0	0
Jan 06	MICHIGAN TECH	W 3-1	4328	21 Joe Wegwerth	33	7	4	11	52	.135	7-14	3	0
Jan 07	MICHIGAN TECH	L 2-4	4741	11 Cal Burke	35	3	8	11	69	.043	4-8	0	0
* Jan 13	at Merrimack	W 2-1	2251	9 Dawson Cook	39	1	5	6	39	.026	4-8	0	0
* Jan 14	at Merrimack	L 2-4	2271	29 Bo Brauer	26	3	2	5	12	.250	3-14	1	0
* Jan 20	NEW HAMPSHIRE	Tot 2-2	4504	19 Mike O'Leary	37	2	2	4	22	.091	16-40	0	0
* Jan 21	NEW HAMPSHIRE	W 3-0	4652	40 Cal Petersen	40	0	3	3	0	.000	1-2	0	0
* Jan 28	at #13 Boston College	L 4-6	7884	8 Ben Ostlie	30	1	1	2	14	.071	6-12	0	0
* Feb 03	#12 VERMONT	Tot 4-4	4520	12 Felix Holmberg	18	1	0	1	8	.125	1-2	0	0
* Feb 04	#12 VERMONT	W 4-1	4744	2 Tony Bretzman	15	0	1	1	7	.000	1-2	0	0
* Feb 10	at Maine	W 3-2	4990	24 Luke Ripley	38	0	0	0	26	.000	20-40	0	0
* Feb 11	at Maine	W 4-2	4392	TM TEAM	21	0	0	0	0	.000	4-8	0	0
* Feb 17	#10 PROVIDENCE COLLEGE	W 4-1	4509	Total	40	128	228	356	1310	.098	184-422	32	4
* Feb 18	#10 PROVIDENCE COLLEGE	Tot 3-3	5022	Opponents	40	93	155	248	1201	.077	208-489	22	1
* Feb 24	at #6 Boston University	W 3-1	4562	## Goalie	gp	min	ga	gaavg	saves	save%	w-l-t		
* Feb 25	at #5 Boston University	L 1-4	5613	40 Cal Petersen	40	2374:39	88	2.22	1101	.926	23-12-5		
Mar 10	#10 PROVIDENCE COLLEGE	W 5-0	3933	32 Cale Morris	1	19:43	1	3.04	7	.875	0-0-0		
Mar 11	#10 PROVIDENCE COLLEGE	W 5-2	4239	TM EMPTY NET	21	9:42	4	-	0	.000	0-0-0		
Mar 17	vs #4 UMass Lowell	L 1-5	10979	Total	40	2404:04	93	2.32	1108	.923	23-12-5		
Mar 25	vs #5 Minnesota	W 3-2	6299	Opponents	40	2404:04	128	3.19	1182	.902	12-23-5		
Mar 26	vs UMass Lowell	Wot 3-2	4635										
Apr 6	vs Denver	L 1-6	19626										

TEAM STATISTICS	ND	OPP
SHOT STATISTICS		
Goals-Shot attempts	128-1310	93-1201
Shot pct.	.098	.077
Goals/Game	3.2	2.3
Shots/Game	32.8	30.0
POWER PLAYS		
Goals-Power Plays	32-171	22-151
Conversion Percent	.187	.146
Shot Attempts	266	207
Shot Percent	.120	.106
GOAL BREAKDOWN		
Power Play	32	22
Short-handed	4	1
Empty net	6	4
Penalty	0	0
Unassisted	6	5
Overtime	1	1
PENALTIES		
Number	184	208
Minutes	422	489
Penalties/Game	4.6	5.2
Pen minutes/Game	10.6	12.2

Attendance Summary	ND	Opponent
Total	95476	53978
Dates/Avg Per Date	23/4151	13/4152
Neutral Site #/Avg	4/10385	

Goals by Period	1st	2nd	3rd	OT	Total
Notre Dame	29	45	53	1	128
Opponents	31	32	29	1	93

Saves by Period	1st	2nd	3rd	OT	Total
Notre Dame	355	378	362	13	1108
Opponents	382	439	351	10	1182

2017-18 COMBINED STATS

Date	Opponent	Score	Att.	Record:	Overall	Home	Away	Neutral
Oct 06	ALABAMA HUNTSVILLE	W 5-3	3885	ALL GAMES	6-3-1	4-3-1	2-0-0	0-0-0
Oct 07	ALABAMA HUNTSVILLE	W 4-0	3412	CONFERENCE	2-0-0	0-0-0	2-0-0	0-0-0
Oct 13	#1 DENVER	Tot 2-2	4478	NON-CONFERENCE	4-3-1	4-3-1	0-0-0	0-0-0
Oct 14	#1 DENVER	L 2-4	4075					
Oct 19	SACRED HEART	L 4-6	3340					
Oct 20	SACRED HEART	W 3-1	4007					
Oct 26	OMAHA	L 4-6	3834					
Oct 27	OMAHA	W 5-4	4743					
* Nov 03	at #16 Ohio State	W 4-1	6749					
* Nov 04	at #16 Ohio State	W 3-2	5900					

TEAM STATISTICS	ND	OPP
SHOT STATISTICS		
Goals-Shot attempts	36-320	29-329
Shot pct.	.112	.088
Goals/Game	3.6	2.9
Shots/Game	32.0	32.9
POWER PLAYS		
Goals-Power Plays	9-35	5-30
Conversion Percent	.257	.167
Shot Attempts	44	54
Shot Percent	.205	.093
GOAL BREAKDOWN		
Power Play	9	5
Short-handed	1	0
Empty net	2	3
Penalty	0	0
Unassisted	1	2
Overtime	0	0
Shootout	0	0
Delayed Penalty	0	0
PENALTIES		
Number	36	41
Minutes	83	82
Penalties/Game	3.6	4.1
Pen minutes/Game	8.3	8.2
SHOOTOUTS (Made-Att)	1-4	2-4

##	Player	gp	g	a	pts	sh	sh%	pen-min	pp	sh
18	Jake Evans	10	4	14	18	28	.143	1-2	1	1
3	Jordan Gross	10	4	8	12	42	.095	3-6	2	0
27	Bobby Nardella	10	2	8	10	11	.182	5-10	1	0
13	Colin Theisen	10	4	5	9	23	.174	1-2	1	0
11	Cal Burke	10	4	3	7	29	.138	0-0	0	0
15	Andrew Oglevie	6	4	3	7	20	.200	0-0	3	0
22	Andrew Peeke	10	1	6	7	17	.059	2-4	0	0
26	Cam Morrison	10	3	3	6	19	.158	0-0	0	0
21	Joe Wegwerth	6	3	1	4	22	.136	1-2	1	0
28	Jack Jenkins	10	1	3	4	19	.053	0-0	0	0
5	Matt Hellickson	10	0	4	4	9	.000	0-0	0	0
9	Dawson Cook	8	2	1	3	8	.250	2-4	0	0
25	Dylan Malmquist	4	2	1	3	6	.333	2-4	0	0
29	Bo Brauer	7	0	2	2	9	.000	1-2	0	0
20	Justin Wade	9	0	2	2	8	.000	7-25	0	0
4	Dennis Gilbert	9	1	0	1	11	.091	1-2	0	0
8	Matt Steeves	6	1	0	1	7	.143	2-4	0	0
14	Max Eisenmenger	5	0	1	1	2	.000	1-2	0	0
23	Luke Novak	3	0	1	1	7	.000	1-2	0	0
19	Mike O'Leary	10	0	1	1	14	.000	2-4	0	0
17	Pierce Crawford	2	0	0	0	0	.000	0-0	0	0
6	Tory Dello	9	0	0	0	7	.000	2-4	0	0
12	Felix Holmberg	4	0	0	0	2	.000	0-0	0	0
32	Cale Morris	7	0	0	0	0	.000	1-2	0	0
24	Luke Ripley	2	0	0	0	0	.000	0-0	0	0
TM	TEAM	3	0	0	0	0	.000	1-2	0	0
	Total	10	36	67	103	320	.112	36-83	9	1
	Opponents	10	29	45	74	329	.088	41-82	5	0

##	Goalie	gp	min	ga	gaavg	saves	save%	w-l-t
32	Cale Morris	7	378:35	14	2.22	173	.925	5-1-0
1	Dylan St. Cyr	4	223:45	12	3.22	127	.914	1-2-1
TM	EMPTY NET	3	2:40	3	-	0	.000	0-0-0
	Total	10	605:00	29	2.88	300	.912	6-3-1
	Opponents	10	605:00	36	3.57	284	.887	3-6-1

Attendance Summary	ND	Opponent
Total	31774	12649
Dates/Avg Per Date	8/3972	2/6324
Neutral Site #/Avg	0/0	

Goals by Period	1st	2nd	3rd	Total
Notre Dame	5	18	13	36
Opponents	7	9	13	29

Saves by Period	1st	2nd	3rd	Total
Notre Dame	99	84	115	300
Opponents	89	104	84	284

**2017-18 INDIVIDUAL STATS**

Overall: 6-3-1 Conf: 2-0-0 Home: 4-3-1 Away: 2-0-0 Neut: 0-0-0

##	Player	gp	Shots					+-	Penalties				Goals								blk		
			g	a	pts	sh	sh%		pen-min	min	maj	oth	pp	sh	fg	gw	gt	ot	ht	pn		ua	
18	Jake Evans	10	4	14	18	28	.143	+9	1-2	1	0	0	1	1	1	2	0	0	0	0	0	0	3
3	Jordan Gross	10	4	8	12	42	.095	+3	3-6	3	0	0	2	0	0	1	0	0	0	0	0	0	8
27	Bobby Nardella	10	2	8	10	11	.182	-3	5-10	5	0	0	1	0	1	0	0	0	0	0	0	0	7
13	Colin Theisen	10	4	5	9	23	.174	+6	1-2	1	0	0	1	0	1	0	0	0	0	0	0	1	8
11	Cal Burke	10	4	3	7	29	.138	+1	0-0	0	0	0	0	0	3	0	0	0	0	0	0	0	3
15	Andrew Oglevie	6	4	3	7	20	.200	-3	0-0	0	0	0	3	0	1	1	1	0	0	0	0	0	0
22	Andrew Peeke	10	1	6	7	17	.059	+6	2-4	2	0	0	0	0	0	0	0	0	0	0	0	0	21
26	Cam Morrison	10	3	3	6	19	.158	-4	0-0	0	0	0	0	0	0	0	0	0	0	0	0	0	1
21	Joe Wegwerth	6	3	1	4	22	.136	0	1-2	1	0	0	1	0	1	0	0	0	0	0	0	0	3
28	Jack Jenkins	10	1	3	4	19	.053	-2	0-0	0	0	0	0	0	0	0	0	0	0	0	0	0	5
5	Matt Hellickson	10	0	4	4	9	.000	+5	0-0	0	0	0	0	0	0	0	0	0	0	0	0	0	8
9	Dawson Cook	8	2	1	3	8	.250	-1	2-4	2	0	0	0	0	0	1	0	0	0	0	0	0	4
25	Dylan Malmquist	4	2	1	3	6	.333	0	2-4	2	0	0	0	0	0	1	0	0	0	0	0	0	2
29	Bo Brauer	7	0	2	2	9	.000	+2	1-2	1	0	0	0	0	0	0	0	0	0	0	0	0	1
20	Justin Wade	9	0	2	2	8	.000	-5	7-25	5	1	1	0	0	0	0	0	0	0	0	0	0	11
4	Dennis Gilbert	9	1	0	1	11	.091	+1	1-2	1	0	0	0	0	0	0	0	0	0	0	0	0	14
8	Matt Steeves	6	1	0	1	7	.143	0	2-4	2	0	0	0	0	0	0	0	0	0	0	0	0	2
14	Max Eisenmenger	5	0	1	1	2	.000	0	1-2	1	0	0	0	0	0	0	0	0	0	0	0	0	0
23	Luke Novak	3	0	1	1	7	.000	0	1-2	1	0	0	0	0	0	0	0	0	0	0	0	0	2
19	Mike O'Leary	10	0	1	1	14	.000	-2	2-4	2	0	0	0	0	0	0	0	0	0	0	0	0	3
17	Pierce Crawford	2	0	0	0	0	.000	0	0-0	0	0	0	0	0	0	0	0	0	0	0	0	0	1
6	Tory Dello	9	0	0	0	7	.000	-1	2-4	2	0	0	0	0	0	0	0	0	0	0	0	0	7
12	Felix Holmberg	4	0	0	0	2	.000	-2	0-0	0	0	0	0	0	0	0	0	0	0	0	0	0	1
32	Cale Morris	7	0	0	0	0	.000	0	1-2	1	0	0	0	0	0	0	0	0	0	0	0	0	0
24	Luke Ripley	2	0	0	0	0	.000	0	0-0	0	0	0	0	0	0	0	0	0	0	0	0	0	0
TM	TEAM	3	0	0	0	0	.000	0	1-2	1	0	0	0	0	0	0	0	0	0	0	0	0	10
	Total	10	36	67	103	320	.112	+10	36-83	34	1	1	9	1	8	6	1	0	0	0	1	125	
	Opponents	10	29	45	74	329	.088	-	41-82	41	0	0	5	0	2	3	0	0	1	0	2	165	

##	Goalie	gp-gs	Goal average			Saves		Record				Goals allowed				
			minutes	ga	avg	saves	pct	w	l	t	sho	pp	sh	en	pen	sog
32	Cale Morris	7-6	378:35	14	2.22	173	.925	5	1	0	0	4	0	0	0	0
1	Dylan St. Cyr	4-4	223:45	12	3.22	127	.914	1	2	1	1	1	0	0	0	0
TM	EMPTY NET	3-0	2:40	3	-	0	.000	0	0	0	0	0	0	3	0	0
	Total	10-0	605:00	29	2.88	300	.912	6	3	1	1	5	0	3	0	0
	Opponents	10-0	605:00	36	3.57	284	.887	3	6	1	0	9	1	2	0	0

2017-18 LEADERS

##	Points	GP	G	A	Pts	Sh
18	Jake Evans	10	4	14	18	28
3	Jordan Gross	10	4	8	12	42
27	Bobby Nardella	10	2	8	10	11
13	Colin Theisen	10	4	5	9	23
11	Cal Burke	10	4	3	7	29
15	Andrew Oglevie	6	4	3	7	20
22	Andrew Peeke	10	1	6	7	17
26	Cam Morrison	10	3	3	6	19
21	Joe Wegwerth	6	3	1	4	22
28	Jack Jenkins	10	1	3	4	19

##	Goals	GP	G	A	Pts	Sh
18	Jake Evans	10	4	14	18	28
3	Jordan Gross	10	4	8	12	42
13	Colin Theisen	10	4	5	9	23
11	Cal Burke	10	4	3	7	29
15	Andrew Oglevie	6	4	3	7	20
26	Cam Morrison	10	3	3	6	19
21	Joe Wegwerth	6	3	1	4	22
27	Bobby Nardella	10	2	8	10	11
9	Dawson Cook	8	2	1	3	8
25	Dylan Malmquist	4	2	1	3	6

##	Power-Play Goals	GP	PPG
15	Andrew Oglevie	6	3
3	Jordan Gross	10	2

##	Short-Handed Goals	GP	SHG
18	Jake Evans	10	1

##	Game-Winning Goals	GP	GWG
18	Jake Evans	10	2

##	Plus/Minus	GP	+/-
18	Jake Evans	10	+9
22	Andrew Peeke	10	+6
13	Colin Theisen	10	+6
5	Matt Hellickson	10	+5
3	Jordan Gross	10	+3
29	Bo Brauer	7	+2
11	Cal Burke	10	+1
4	Dennis Gilbert	9	+1

##	Assists	GP	G	A	Pts	Sh
18	Jake Evans	10	4	14	18	28
3	Jordan Gross	10	4	8	12	42
27	Bobby Nardella	10	2	8	10	11
22	Andrew Peeke	10	1	6	7	17
13	Colin Theisen	10	4	5	9	23
5	Matt Hellickson	10	0	4	4	9
11	Cal Burke	10	4	3	7	29
15	Andrew Oglevie	6	4	3	7	20
26	Cam Morrison	10	3	3	6	19
28	Jack Jenkins	10	1	3	4	19

##	Shots	GP	G	A	Pts	Sh	Sh%
3	Jordan Gross	10	4	8	12	42	.095
11	Cal Burke	10	4	3	7	29	.138
18	Jake Evans	10	4	14	18	28	.143
13	Colin Theisen	10	4	5	9	23	.174
21	Joe Wegwerth	6	3	1	4	22	.136
15	Andrew Oglevie	6	4	3	7	20	.200
26	Cam Morrison	10	3	3	6	19	.158
28	Jack Jenkins	10	1	3	4	19	.053
22	Andrew Peeke	10	1	6	7	17	.059
19	Mike O'Leary	10	0	1	1	14	.000

##	Shot Pct.	GP	G	A	Pts	Sh	Sh%
25	Dylan Malmquist	4	2	1	3	6	.333
9	Dawson Cook	8	2	1	3	8	.250
15	Andrew Oglevie	6	4	3	7	20	.200
27	Bobby Nardella	10	2	8	10	11	.182
13	Colin Theisen	10	4	5	9	23	.174
26	Cam Morrison	10	3	3	6	19	.158
8	Matt Steeves	6	1	0	1	7	.143
18	Jake Evans	10	4	14	18	28	.143
11	Cal Burke	10	4	3	7	29	.138
21	Joe Wegwerth	6	3	1	4	22	.136

##	Penalties	GP	Pen	Min
20	Justin Wade	9	7	25
27	Bobby Nardella	10	5	10
3	Jordan Gross	10	3	6
8	Matt Steeves	6	2	4
22	Andrew Peeke	10	2	4
9	Dawson Cook	8	2	4
6	Tory Dello	9	2	4
19	Mike O'Leary	10	2	4
25	Dylan Malmquist	4	2	4
14	Max Eisenmenger	5	1	2

##	Penalty Minutes	GP	Pen	Min
20	Justin Wade	9	7	25
27	Bobby Nardella	10	5	10
3	Jordan Gross	10	3	6
9	Dawson Cook	8	2	4
19	Mike O'Leary	10	2	4
22	Andrew Peeke	10	2	4
8	Matt Steeves	6	2	4
25	Dylan Malmquist	4	2	4
6	Tory Dello	9	2	4
29	Bo Brauer	7	1	2

**2017-18 RESULTS**

Date	Opponent		Score	Shots	Overall	Conf	Time	Att.	Goalie of record
Oct 06	ALABAMA HUNTSVILLE	W	5-3	40/28	1-0-0	0-0-0	2:20	3885	Cale Morris
Oct 07	ALABAMA HUNTSVILLE	W	4-0	31/34	2-0-0	0-0-0	2:12	3412	Dylan St. Cyr
Oct 13	#1 DENVER	Tot	2-2	29/48	2-0-1	0-0-0	2:35	4478	Dylan St. Cyr
Oct 14	#1 DENVER	L	2-4	33/34	2-1-1	0-0-0	2:28	4075	Cale Morris
Oct 19	SACRED HEART	L	4-6	33/28	2-2-1	0-0-0	2:13	3340	Dylan St. Cyr
Oct 20	SACRED HEART	W	3-1	43/25	3-2-1	0-0-0	2:21	4007	Cale Morris
Oct 26	OMAHA	L	4-6	35/36	3-3-1	0-0-0	2:20	3834	Dylan St. Cyr
Oct 27	OMAHA	W	5-4	35/31	4-3-1	0-0-0	2:25	4743	Cale Morris
* Nov 03	at #16 Ohio State	W	4-1	18/24	5-3-1	1-0-0	2:08	6749	Cale Morris
* Nov 04	at #16 Ohio State	W	3-2	23/41	6-3-1	2-0-0	2:23	5900	Cale Morris

Team Record	W-L-T	Attendance	Dates	Total	Avg.
Overall:	6-3-1	Total:	10	44423	4442
Conference:	2-0-0	Home:	8	31774	3972
Home:	4-3-1	Away:	2	12649	6324
Away:	2-0-0	Neutral:	0	0	0
Neutral:	0-0-0				
Overtime:	0-0-1				



2017-18 G-A-P Game-by-Game

Opponent	Date	Score	1 CYR,DYLAN S	3 GROSS,JORD	4 GILBERT,DEN	5 HELLICKSON,	6 DELLO,TORY	8 STEEVES,MA	9 COOK,DAWS	11 BURKE,CAL	12 HOLMBERG,F	13 THEISEN,COL	14 EISENMENGE
UAH	Oct 06	5-3 W	DNP	0-3-3	1-0-1	0-1-1	0-0-0	DNP	0-0-0	0-0-0	0-0-0	1-0-1	0-1-1
UAH	Oct 07	4-0 W	0-0-0	1-0-1	0-0-0	0-1-1	DNP	1-0-1	0-0-0	0-0-0	DNP	0-1-1	0-0-0
DEN	Oct 13	2-2 t	0-0-0	0-1-1	0-0-0	0-0-0	0-0-0	DNP	DNP	0-0-0	0-0-0	0-0-0	0-0-0
DEN	Oct 14	2-4 L	DNP	1-0-1	0-0-0	0-0-0	0-0-0	DNP	DNP	0-0-0	0-0-0	0-0-0	0-0-0
SHU	Oct 19	4-6 L	0-0-0	0-0-0	0-0-0	0-0-0	0-0-0	0-0-0	1-0-1	1-0-1	DNP	0-1-1	0-0-0
SHU	Oct 20	3-1 W	DNP	0-1-1	DNP	0-0-0	0-0-0	DNP	1-0-1	0-0-0	DNP	0-1-1	DNP
OMAHA	Oct 26	4-6 L	0-0-0	1-0-1	0-0-0	0-1-1	0-0-0	0-0-0	0-0-0	1-0-1	DNP	0-1-1	DNP
OMAHA	Oct 27	5-4 W	DNP	1-2-3	0-0-0	0-0-0	0-0-0	0-0-0	0-1-1	0-2-2	0-0-0	2-0-2	DNP
at OSU	Nov 03	4-1 W	DNP	0-1-1	0-0-0	0-1-1	0-0-0	0-0-0	0-0-0	1-1-2	DNP	1-1-2	DNP
at OSU	Nov 04	3-2 W	DNP	0-0-0	0-0-0	0-0-0	0-0-0	0-0-0	0-0-0	1-0-1	DNP	0-0-0	DNP

Opponent	Date	Score	15 OGLEVIE,AND	17 CRAWFORD,P	18 EVANS,JAKE	19 O'LEARY,MIK	20 WADE,JUSTIN	21 WEGWERTH,J	22 PEEKE,ANDR	23 NOVAK,LUKE	24 RIPLEY,LUKE	25 MALMQUIST,	26 MORRISON,C
UAH	Oct 06	5-3 W	0-2-2	DNP	2-1-3	0-0-0	DNP	0-0-0	0-0-0	DNP	0-0-0	DNP	0-1-1
UAH	Oct 07	4-0 W	2-0-2	DNP	0-2-2	0-0-0	0-0-0	0-1-1	0-0-0	DNP	DNP	DNP	0-0-0
DEN	Oct 13	2-2 t	1-0-1	DNP	1-0-1	0-0-0	0-1-1	0-0-0	0-0-0	DNP	DNP	DNP	0-1-1
DEN	Oct 14	2-4 L	0-1-1	DNP	0-2-2	0-0-0	0-0-0	0-0-0	0-0-0	DNP	DNP	DNP	1-0-1
SHU	Oct 19	4-6 L	1-0-1	DNP	0-0-0	0-1-1	0-1-1	1-0-1	0-1-1	DNP	DNP	DNP	0-1-1
SHU	Oct 20	3-1 W	0-0-0	DNP	0-0-0	0-0-0	0-0-0	2-0-2	0-2-2	0-0-0	0-0-0	DNP	0-0-0
OMAHA	Oct 26	4-6 L	DNP	DNP	0-4-4	0-0-0	0-0-0	DNP	1-0-1	0-1-1	DNP	0-0-0	0-0-0
OMAHA	Oct 27	5-4 W	DNP	DNP	0-3-3	0-0-0	0-0-0	DNP	0-0-0	0-0-0	DNP	0-0-0	1-0-1
at OSU	Nov 03	4-1 W	DNP	0-0-0	0-0-0	0-0-0	0-0-0	DNP	0-1-1	DNP	DNP	1-0-1	1-0-1
at OSU	Nov 04	3-2 W	DNP	0-0-0	1-2-3	0-0-0	0-0-0	DNP	0-2-2	DNP	DNP	1-1-2	0-0-0

Opponent	Date	Score	27 NARDELLA,B	28 JENKINS,JAC	29 BRAUER,BO	32 MORRIS,CAL
UAH	Oct 06	5-3 W	1-0-1	0-0-0	DNP	0-0-0
UAH	Oct 07	4-0 W	0-1-1	0-0-0	0-1-1	DNP
DEN	Oct 13	2-2 t	0-1-1	0-0-0	0-0-0	DNP
DEN	Oct 14	2-4 L	0-1-1	0-0-0	0-0-0	0-0-0
SHU	Oct 19	4-6 L	0-2-2	0-1-1	DNP	DNP
SHU	Oct 20	3-1 W	0-0-0	0-1-1	0-1-1	0-0-0
OMAHA	Oct 26	4-6 L	1-1-2	0-0-0	0-0-0	0-0-0
OMAHA	Oct 27	5-4 W	0-2-2	1-0-1	DNP	0-0-0
at OSU	Nov 03	4-1 W	0-0-0	0-1-1	0-0-0	0-0-0
at OSU	Nov 04	3-2 W	0-0-0	0-0-0	0-0-0	0-0-0

1	ST. CYR	FR.	GOALTENDER
----------	----------------	------------	-------------------



Northville, Michigan
USNTDP (USHL)

Career Highs

Saves: 46 (vs. Denver 10/13/17)
Goals Against: 5 (2x - vs. Omaha 10/26/17)
Shutouts: 1 (vs. Alabama Huntsville 10/7/17)
Points: N/A


his first career start since Mike Johnson blanked Providence 2-0 on Oct. 16, 2009 at the Joyce Center (29 saves).
 • Started game one of the Denver series and made 46 saves as the Irish skated to a 2-2 overtime tie with the No. 1 ranked Pioneers.

As a Freshman

- Made his Irish debut against Alabama Huntsville (Oct. 7) and posted a shutout in his first career start (34 saves).
- St. Cyr became the first Irish goaltender to record a shutout in

ST. CYR'S CAREER STATS												
Season	GP	G	A	Points	Shots	Shot%	Pen-Min	+/-	PPG	SHG	GWG	Blk
2017-18	4	0	0	0	-	-	0-0	0	0	0	0	-
TOTAL	4	0	0	0	-	-	0-0	0	0	0	0	-

2	TONY BRETZMAN	SR.	DEFENSEMAN
----------	----------------------	------------	-------------------



Mendota Heights, Minnesota
Langley Rivermen (BCHL)


Career Highs

Goals: 1 (2x - vs. UConn 11/1/15)
Assists: 1 (2x - at UMass 12/3/16)
Points: 1 (4x - at UMass 12/3/16)
Multi-Point Games: N/A
Point Streak: N/A
Most Recent Goal: 11/1/15 (W, 8-2 at UConn)

As a Senior

BRETZMAN'S CAREER STATS												
Season	GP	G	A	Points	Shots	Shot%	Pen-Min	+/-	PPG	SHG	GWG	Blk
2014-15	17	1	1	2	8	.125	3-6	-2	0	0	1	15
2015-16	8	1	0	1	5	.200	2-4	+2	0	0	0	13
2016-17	15	0	1	1	7	.000	1-2	-1	0	0	0	10
TOTAL	40	2	2	4	-	-	6-12	-1	0	0	1	38

3 JORDAN GROSS SR. DEFENSESMAN



Maple Grove, Minnesota
Green Bay Gamblers (USHL)

Career Highs

Goals: 2 (2x - vs. Northeastern 11/12/15)
 Assists: 3 (2x - vs. Alabama Huntsville 10/6/17)
 Points: 3 (3x - vs. Alabama Huntsville 10/6/17)
 Multi-Point Games: 23
 Point Streak: 9 games (Dec. 5, 2014 - Jan. 23, 2015; 3-8-11)
 Most Recent Goal: 10/27/17 (W, 5-4 vs. Omaha)

As a Senior

- Opened the season with a three-assist game against Alabama Huntsville (Oct. 6) and followed by scoring a goal in the 4-0 win over the Chargers on Oct. 7 for a four-point weekend.

- Was named the Big Ten's Third Star of the Week (Oct. 10).
- Scored a game-tying, third period goal against No. 1 Denver in Notre Dame's 4-2 defeat (Oct. 14).
- That goal against the Pioneers was a power-play tally that was blasted through the back of the net and later called a goal after video review.
- Had a goal and two assists in Notre Dame's 5-4 win over Omaha (Oct. 27), including his 100th career point on the assist and the game-winning goal.
- He became the 53rd player in program history to reach 100-career points.

GROSS' CAREER STATS

Season	GP	G	A	Points	Shots	Shot%	Pen-Min	+/-	PPG	SHG	GWG	Blk
2014-15	42	7	21	28	92	.076	7-14	+8	1	0	1	41
2015-16	37	9	22	31	113	.080	11-30	+15	2	0	1	40
2016-17	40	10	22	32	160	.062	6-12	+10	5	0	3	66
2017-18	10	4	8	12	42	.095	3-6	+3	2	0	1	8
TOTAL	129	30	73	103	407	.074	27-62	+36	10	0	6	155

4 DENNIS GILBERT JR. DEFENSESMAN



Buffalo, New York
Chicago Steel (USHL)

Career Highs

Goals: 1 (3x - vs. Alabama Huntsville 10/6/17)
 Assists: 2 (8x - vs. Providence 2/18/17)
 Points: 2 (9x - vs. Providence 2/18/17)
 Multi-Point Games: 9
 Point Streak: 5 games (Feb. 4 - Feb. 18, 2017; 0-9-9)
 Most Recent Goal: 10/6/17 (W, 5-3 vs. Alabama Huntsville)

As a Junior

- Notched a goal in Notre Dame's 5-3 season-opening win over

- Alabama Huntsville to tie the game at 3-3 (Oct. 6).
- That goal against the Chargers was his first since he netted the game winner in Notre Dame's 4-3 comeback win at Boston College during his freshman season (Dec. 10, 2015).
- Missed game two of the Sacred Heart series with an injury.

GILBERT'S CAREER STATS

Season	GP	G	A	Points	Shots	Shot%	Pen-Min	+/-	PPG	SHG	GWG	Blk
2015-16	37	2	8	10	54	.037	17-34	+5	1	0	1	70
2016-17	40	0	22	22	50	.000	11-22	+27	0	0	0	78
2017-18	9	1	0	1	11	.091	1-2	+1	0	0	0	14
TOTAL	86	3	30	33	115	.026	29-58	+33	1	0	1	162

5	MATT HELLICKSON	FR.	DEFENSEMAN
----------	------------------------	------------	-------------------



Rogers, Minnesota
Sioiux City Muskateers (USHL)

Career Highs

Goals: N/A
 Assists: 1 (4x - at Ohio State 11/3/17)
 Points: 1 (4x - at Ohio State 11/3/17)
 Multi-Point Games: N/A
 Point Streak: N/A
 Most Recent Goal: N/A

Alabama Huntsville (Oct. 6).

- Added an assist in Notre Dame's 4-0 game two win over the Chargers (Oct. 7).

As a Freshman

- Notched an assist in his first career game, a 5-3 win over

HELLICKSON'S CAREER STATS

Season	GP	G	A	Points	Shots	Shot%	Pen-Min	+/-	PPG	SHG	GWG	Blk
2017-18	10	0	4	4	9	.000	0-0	+5	0	0	0	8
TOTAL	10	0	4	4	9	.000	0-0	+5	0	0	0	8

6	TORY DELLO	SO.	DEFENSEMAN
----------	-------------------	------------	-------------------



Crystal Lake, Illinois
Tri-City Storm (USHL)

Career Highs

Goals: 1 (vs. UConn 10/27/16)
 Assists: 2 (vs. Holy Cross 11/25/16)
 Points: 2 (vs. Holy Cross 11/25/16)
 Multi-Point Games: 1
 Point Streak: 3 games (Feb. 17-24, 2017; 0-3-3)
 Most Recent Goal: 10/27/16 (L, 4-2 vs. UConn)

As a Sophomore

DELLO'S CAREER STATS

Season	GP	G	A	Points	Shots	Shot%	Pen-Min	+/-	PPG	SHG	GWG	Blk
2016-17	39	1	11	12	80	.013	23-65	+5	0	0	0	60
2017-18	9	0	0	0	7	.000	2-4	-1	0	0	0	7
TOTAL	48	1	11	12	87	.011	25-69	+4	0	0	0	67

8	MATT STEEVES	FR.	FORWARD
----------	---------------------	------------	----------------



Bedford, New Hampshire
Muskegon Lumberjacks (USHL)

Career Highs

Goals: 1 (vs. Alabama Huntsville 10/7/17)
 Assists: N/A
 Points: 1 (vs. Alabama Huntsville 10/7/17)
 Multi-Point Games: N/A
 Point Streak: N/A
 Most Recent Goal: 10/7/17 (W, 4-0 vs. Alabama Huntsville)

Huntsville, which was his first career game (Oct. 7).

- That goal came on Steeves' first shot on goal in an Irish uniform.

As a Freshman

- Notched a goal in Notre Dame's 4-0 win over Alabama

STEEVES' CAREER STATS

Season	GP	G	A	Points	Shots	Shot%	Pen-Min	+/-	PPG	SHG	GWG	Blk
2017-18	6	1	0	1	7	.143	2-4	0	0	0	0	2
TOTAL	6	1	0	1	7	.143	2-4	0	0	0	0	2

9	DAWSON COOK	SR	FORWARD
----------	--------------------	-----------	----------------



Cadillac, Michigan
Green Bay Gamblers (USHL)

Career Highs

Goals: 1 (5x - vs. UMass Lowell 11/18/16)
 Assists: 1 (6x - at Maine 2/11/17)
 Points: 1 (11x - at Maine 2/11/17)
 Multi-Point Games: N/A
 Point Streak: 2 games (Nov. 28 - Dec. 4, 2015)
 Most Recent Goal: 10/20/17 (W, 3-1 vs. Sacred Heart)

As a Senior

- Missed the Denver series with an upper body injury.
- Scored his first goal of the season in the game one loss to Sacred Heart (Oct. 19).
- Scored what proved to be the game winner against Sacred Heart (Oct. 20) for his second career game winner.

COOK'S CAREER STATS

Season	GP	G	A	Points	Shots	Shot%	Pen-Min	+/-	PPG	SHG	GWG	Blk
2014-15	35	1	1	2	11	.091	4-8	-6	0	0	0	9
2015-16	32	3	1	4	16	.188	2-4	-2	0	0	1	7
2016-17	39	1	5	6	39	.026	4-8	0	0	0	0	16
2017-18	8	2	1	3	8	.250	2-4	-1	0	0	1	4
TOTAL	114	7	8	15	74	.095	12-24	-9	0	0	2	36

11	CAL BURKE	SO	FORWARD
-----------	------------------	-----------	----------------



Boxborough, Massachusetts
Cedar Rapids RoughRiders (USHL)

Career Highs

Goals: 1 (7x - at Ohio State 11/4/17)
Assists: 2 (2x - vs. Omaha 10/27/17)
Points: 2 (3x - at Ohio State 11/3/17)
Multi-Point Games: 3
Point Streak: 5 games (Feb. 3 - Feb. 17, 2017)
Most Recent Goal: 11/4/17 (W, 3-2 at Ohio State)

As a Sophomore

- Scored his first goal of the season to put the Irish up 1-0 just 62 seconds into the game one loss to Sacred Heart (Oct. 19).
- Scored his second goal of the season against Omaha on Notre Dame's 6-4 loss (Oct. 26).
- Had a pair of assists in Notre Dame's 5-4 win over Omaha (Oct. 27).
- Scored the first goal in Notre Dame's wins at #16 Ohio State (Nov. 3 & 4).

BURKE'S CAREER STATS

Season	GP	G	A	Points	Shots	Shot%	Pen-Min	+/-	PPG	SHG	GWG	Blk
2016-17	35	3	8	11	69	.043	4-8	+3	0	0	1	10
2017-18	10	4	3	7	29	.138	0-0	+1	0	0	0	3
TOTAL	45	7	11	18	98	.071	4-8	+4	0	0	1	13

12	FELIX HOLMBERG	SO	FORWARD
-----------	-----------------------	-----------	----------------



Stockholm, Sweden
AIK J20 (SuperElit)

Career Highs

Goals: 1 (at Boston College 1/28/17)
Assists: N/A
Points: 1 (at Boston College 1/28/17)
Multi-Point Games: N/A
Point Streak: N/A
Most Recent Goal: 1/28/17 (L, 6-4 at Boston College)

As a Sophomore

HOLMBERG'S CAREER STATS

Season	GP	G	A	Points	Shots	Shot%	Pen-Min	+/-	PPG	SHG	GWG	Blk
2016-17	18	1	0	1	8	.125	1-2	-1	0	0	0	4
2017-18	4	0	0	0	2	.000	0-0	-2	0	0	0	1
TOTAL	22	1	0	1	10	.100	1-2	-3	0	0	0	5

13	COLIN THEISEN	FR.	FORWARD
-----------	----------------------	------------	----------------



Monroe, Michigan
Dubuque Fighting Saints (USHL)

Career Highs

Goals: 2 (vs. Omaha 10/27/17)
 Assists: 1 (5x - at Ohio State 11/3/17)
 Points: 2 (2x - at Ohio State 11/3/17)
 Multi-Point Games: 2
 Point Streak: 5 games (Oct. 19- Nov. 3, 2017; 3-4-7)
 Most Recent Goal: 11/3/17 (W, 4-1 at Ohio State)

season-opening win over Alabama Huntsville (Oct. 6).

- Notched his first career assist in Notre Dame's game two, 4-0 win over the Chargers (Oct. 7).
- Had a pair of goals, including his first career power-play goal, in Notre Dame's 5-4 win over Omaha (Oct. 27).
- Had a goal and an assist in Notre Dame's 4-1 win at #16 Ohio State (Nov. 3).

As a Freshman

- Scored a goal in his first career game, Notre Dame's 5-3

THEISEN'S CAREER STATS												
Season	GP	G	A	Points	Shots	Shot%	Pen-Min	+/-	PPG	SHG	GWG	Blk
2017-18	10	4	5	9	23	.174	1-2	+6	1	0	0	8
TOTAL	10	4	5	9	23	.174	1-2	+6	1	0	0	8

14	MAX EISENMENGER	FR.	FORWARD
-----------	------------------------	------------	----------------



Münster, Germany
Djurgårdens IF J20 (SuperElit)

Career Highs

Goals: N/A
 Assists: 1 (vs. Alabama Huntsville 10/6/17)
 Points: 1 (vs. Alabama Huntsville 10/6/17)
 Multi-Point Games: N/A
 Point Streak: N/A
 Most Recent Goal: N/A

Alabama Huntsville 5-3 (Oct. 6).

As a Freshman

- Notched an assist in his first career game as Notre Dame beat

EISENMENGER'S CAREER STATS												
Season	GP	G	A	Points	Shots	Shot%	Pen-Min	+/-	PPG	SHG	GWG	Blk
2017-18	5	0	1	1	2	.000	1-2	0	0	0	0	-
TOTAL	5	0	1	1	2	.000	1-2	0	0	0	0	-

15 ANDREW OGLEVIE JR FORWARD



Fullerton, California
Cedar Rapids RoughRiders (USHL)

Career Highs

Goals: 2 (2x - at Boston College 1/28/17)
Assists: 3 (vs. Providence 3/11/17)
Points: 3 (4x - vs. Providence 3/11/17)
Multi-Point Games: 11
Point Streak: 11 games (Jan. 7 - Feb. 17, 2017; 9-5-14)
Most Recent Goal: 10/19/17 (L, 6-4 vs. Sacred Heart)

As a Junior

- Had a pair of assists in Notre Dame's season-opening 5-3 win

- over Alabama Huntsville (Oct. 6).
- Scored a pair of goals, each with less than one second remaining on the clock (to end the first and second periods) in Notre Dame's 4-0 win over Alabama Huntsville (Oct. 7).
- Scored the third period, game-tying goal against Denver in Notre Dame's 2-2 tie with the No.1 ranked Pioneers.
- Scored a power-play goal against Sacred Heart (Oct. 19).
- Missed the Omaha and Ohio State series with an upper body injury.

OGLEVIE'S CAREER STATS

Season	GP	G	A	Points	Shots	Shot%	Pen-Min	+/-	PPG	SHG	GWG	Blk
2015-16	31	5	4	9	59	.085	4-8	+9	0	0	2	6
2016-17	40	21	20	41	127	.165	5-10	+18	5	1	3	8
2017-18	6	4	3	7	20	.200	0-0	-3	3	0	1	-
TOTAL	77	30	27	57	206	.146	9-18	+24	8	1	6	14

17 PIERCE CRAWFORD FR FORWARD



Park Ridge, Illinois
Youngstown Phantoms (USHL)

Career Highs

Goals: N/A
Assists: N/A
Points: N/A
Multi-Point Games: N/A
Point Streak: N/A

As a Freshman

- Injured in the exhibition game against the USNTDP (Oct. 1)

- and missed the first four series of the season(upper body).
- Made his Notre Dame debut in the 4-1 win at #16 Ohio State (Nov. 3).

CRAWFORD'S CAREER STATS

Season	GP	G	A	Points	Shots	Shot%	Pen-Min	+/-	PPG	SHG	GWG	Blk
2017-18	2	0	0	0	-	-	0-0	0	0	0	0	1
TOTAL	2	0	0	0	-	-	0-0	0	0	0	0	1

18 JAKE EVANS SR. FORWARD



Toronto, Ontario
St. Michael's Buzzers (OJHL)

Career Highs

Goals: 2 (4x - (vs. Alabama Huntsville 10/6/17))
Assists: 4 (vs. Omaha 10/26/17)
Points: 4 (vs. Omaha 10/26/17)
Multi-Point Games: 27
Point Streak: 7 games (Dec. 2, 2016 - Jan. 7, 2017; 4-4-8)
Most Recent Goal: 11/4/17 (W, 3-2 at Ohio State 11/4/17)

As a Senior

- Had two goals, including the game winner and the empty net shorthanded tally, and an assist in Notre Dame's 5-3 win against Alabama Huntsville to open the season (Oct. 6).
- Added a pair of assists in Notre Dame's 4-0 win in game two against the Chargers (Oct. 7) for a five-point weekend.
- Was named the Big Ten Conference's Second Star (Oct. 10).

- Had a three-point weekend against No. 1 Denver with a goal and two assists (Oct. 13-14) to reach the 100-career points milestone.
- Evans became the 52nd player in program history to notch at least 100-career points.
- Posted a career-best four assists in Notre Dame's 6-4 loss to Omaha (Oct. 26), becoming the first Irish player with a four assist game since Stephen Johns did so on Dec. 29, 2010 versus Canisius.
- Posted three assists in Notre Dame's game two win over Omaha (Oct. 27) for a seven points series (0-7-7) and was named the BIG's Third Star of the Week.
- Scored the game-winning goal and added two assists for a three-point game in Notre Dame's 3-2 win at Ohio State (Nov. 4).

EVANS' CAREER STATS

Season	GP	G	A	Points	Shots	Shot%	Pen-Min	+/-	PPG	SHG	GWG	Blk
2014-15	41	7	10	17	63	.111	11-22	+4	1	0	1	10
2015-16	37	8	25	33	55	.145	9-29	+15	4	0	1	26
2016-17	40	13	29	42	110	.118	18-47	+11	1	1	0	27
2017-18	10	4	14	18	28	.143	1-2	+9	1	1	2	3
TOTAL	128	32	78	110	256	.125	39-100	+39	7	2	4	66

19 MIKE O'LEARY SO. FORWARD



Halifax, Nova Scotia
Dubuque Fighting Saints (USHL)

Career Highs

Goals: 1 (2x - at Boston University 2/25/17)
Assists: 1 (3x - vs. Sacred Heart 10/19/17)
Points: 1 (5x - vs. Sacred Heart 10/19/17)
Multi-Point Games: N/A
Point Streak: 2 games (2x - Feb. 24-25, 2017 ; 1-1-2)
Most Recent Goal: 2/25/17 (L, 4-1 at Boston University)

Sacred Heart (Oct. 19).

As a Sophomore

- Notched his first point of the season with an assist against

O'LEARY'S CAREER STATS

Season	GP	G	A	Points	Shots	Shot%	Pen-Min	+/-	PPG	SHG	GWG	Blk
2016-17	37	2	2	4	22	.091	16-40	+1	0	0	0	7
2017-18	10	0	1	1	14	.000	2-4	-2	0	0	0	3
TOTAL	47	2	3	5	36	.056	18-44	-1	0	0	0	10

20 JUSTIN WADE SR. DEFENSEMAN



Aurora, Illinois
Cedar Rapids RoughRiders (USHL)

Career Highs

Goals: 1 (2x - vs. UMD 10/23/15)
 Assists: 1 (14x - vs. Sacred Heart 10/19/17)
 Points: 1 (16x - vs. Sacred Heart 10/19/17)
 Multi-point games: n/a
 Point Streak: n/a
 Most Recent Goal: 10/23/15 (T, 3-3 ot vs. Minnesota Duluth)

overtime tie versus No. 1 Denver (Oct. 13).

As A Senior

- Notched his first point of the season with an assist in the 2-2

WADE'S CAREER STATS

Season	GP	G	A	Points	Shots	Shot%	Pen-Min	+/-	PPG	SHG	GWG	Blk
2013-14	6	0	0	0	-	-	0-0	-1	0	0	0	-
2014-15	41	1	6	7	21	.048	12-38	+7	0	0	0	49
2015-16	34	1	6	7	31	.032	11-22	+5	0	1	0	56
2017-18	9	0	2	2	8	.000	7-25	-5	0	0	0	11
TOTAL	90	2	14	16	-	-	30-85	+6	0	1	0	116

21 JOE WEGWERTH JR FORWARD



Brewster, New York
Cedar Rapids RoughRider (USHL)

Career Highs

Goals: 2 (2x - vs. Sacred Heart 10/20/17)
 Assists: 1 (7x - vs. Alaska 1/11/17)
 Points: 2 (2x - s. Sacred Heart 10/20/17)
 Multi-Point Games: 2
 Point Streak: 2 games (2x - Oct. 19-20, 2017)
 Most Recent Goal: 10/20/17 (W, 3-1 vs. Sacred Heart)

Sacred Heart (Oct. 19).

- Followed up with a two-goal effort in Notre Dame's 3-1 win over Sacred Heart (Oct. 20).
- Missed the Omaha and Ohio State series due to a lower body injury.

As a Junior

- Scored his first goal of the season on the power play against

WEGWERTH'S CAREER STATS

Season	GP	G	A	Points	Shots	Shot%	Pen-Min	+/-	PPG	SHG	GWG	Blk
2015-16	30	1	3	4	29	.034	9-18	-4	0	0	0	4
2016-17	33	7	4	11	52	.135	7-14	+2	3	0	0	5
2017-18	6	3	1	4	22	.136	1-2	0	1	0	0	3
TOTAL	69	11	8	19	103	.107	17-34	-2	4	0	0	12

22	ANDREW PEEKE	SO.	DEFENSEMAN
-----------	---------------------	------------	-------------------



Parkland, Florida
Green Bay Gamblers (USHL)

Career Highs

Goals: 1 (5x - vs. Omaha 10/26/17)
 Assists: 2 (4x - at Ohio State 11/4/17)
 Points: 2 (6x - vs. at Ohio State 11/4/17)
 Multi-Point Games: 5
 Point Streak: 3 games (Jan. 1 - Jan. 7, 2017)
 Most Recent Goal: 10/26/17 (L, 6-4 vs. Omaha)

Sacred Heart (Oct. 19).

- Had two assists in Notre Dame's 3-1 win over Sacred Heart (Oct. 20).
- Scored his first goal of the season in Notre Dame's 6-4 loss to Omaha (Oct. 26).
- Had two assists in Notre Dame's 3-2 win at #16 Ohio State (Nov. 4).

As a Sophomore

- Notched his first point of the season with an assist versus

PEEKE'S CAREER STATS

Season	GP	G	A	Points	Shots	Shot%	Pen-Min	+/-	PPG	SHG	GWG	Blk
2016-17	40	4	10	14	56	.071	8-16	+9	0	0	1	95
2017-18	10	1	6	7	17	.059	2-4	+6	0	0	0	21
TOTAL	50	5	16	21	73	.068	10-20	+15	0	0	1	116

23	LUKE NOVAK	SO	FORWARD
-----------	-------------------	-----------	----------------



Waukesha, Wisconsin
New Jersey Hitmen (USPHL)

Career Highs

Goals: N/A
 Assists: 1 (Omaha 10/26/17)
 Points: 1 (Omaha 10/26/17)
 Multi-Point Games: N/A
 Point Streak: N/A

- Notched his first career point with an assist in Notre Dame's 6-4 loss versus Omaha (Oct. 26).

As a Sophomore

- Made his Notre Dame debut in the 3-1 win over Sacred Heart (Oct. 20).

NOVAK'S CAREER STATS

Season	GP	G	A	Points	Shots	Shot%	Pen-Min	+/-	PPG	SHG	GWG	Blk
2017-18	3	0	1	1	7	.000	1-2	0	0	0	0	2
TOTAL	3	0	1	1	-	-	1-2	0	0	0	0	2

24	LUKE RIPLEY	SR.	DEFENSEMAN
-----------	--------------------	------------	-------------------



Kitimat, British Columbia
Powell River Kingsg (BCHL)

Career Highs

Goals: 1 (3x - vs. Northeastern 3/12/16)
 Assists: 1 (12x - at Providence 2/19/16)
 Points: 1 (15x - vs. Northeastern 3/12/16)
 Multi-Point Games: N/A
 Point Streak: 3 games (Jan. 31 - Feb. 7, 2015; 0-3-3)
 Most Recent Goal: 3/12/16 (L, 6-4 vs. Northeastern)

As a Senior

RIPLEY'S CAREER STATS

Season	GP	G	A	Points	Shots	Shot%	Pen-Min	+/-	PPG	SHG	GWG	Blk
2014-15	42	2	6	8	32	.062	15-30	+4	0	0	1	71
2015-16	37	1	6	7	40	.025	18-47	+12	0	0	0	56
2016-17	38	0	0	0	26	.000	20-40	-4	0	0	0	36
2017-18	2	0	0	0	-	-	0-0	0	0	0	0	-
TOTAL	119	3	12	15	-	-	53-117	+12	0	0	1	163

25	DYLAN MALMQUIST	JR.	FORWARD
-----------	------------------------	------------	----------------



Edina, Minnesota
Edina High School

Career Highs

Goals: 2 (4x - vs. Providence 3/11/17)
 Assists: 2 (4x - vs. Alaska 1/1/17)
 Points: 3 (3x - at Minnesota Duluth 10/15/16)
 Multi-Point Games: 9
 Point Streak: 2 games (7x - Nov. 3, 2017 - pres.)
 Most Recent Goal: 11/4/17 (W, 3-2 at Ohio State)

injury before returning for the Omaha series (Oct. 26-27).

- His first goal of the season was scored in the third period and what proved to be the game winner in Notre Dame's 4-1 win at #16 Ohio State (Nov. 3).
- Had a goal and an assist in Notre Dame's 3-2 win at Ohio State (Nov. 4).

As a Junior

- Missed the first three series of the year with a lower body

MALMQUIST'S CAREER STATS

Season	GP	G	A	Points	Shots	Shot%	Pen-Min	+/-	PPG	SHG	GWG	Blk
2015-16	36	11	6	17	59	.186	7-25	+9	2	0	2	7
2016-17	40	10	14	24	68	.147	10-20	+6	3	0	3	3
2017-18	4	2	1	3	6	.333	2-4	0	0	0	1	2
TOTAL	80	23	21	44	133	.173	19-49	+15	5	0	6	12

26 CAM MORRISON **SO** **FORWARD**



Aurora, Ontario
Youngstown Phantoms (USHL)

Career Highs

Goals: 2 (vs. UMass Lowell 3/26/17)
Assists: 2 (vs. Arizona State 10/7/16)
Points: 2 (6x - vs. UMass Lowell 3/26/17)
Multi-Point Games: 6
Point Streak: 3 games (Dec. 3-31, 2016; 1-3-4)
Most Recent Goal: 11/3/17 (W, 4-1 at Ohio State)

Dame's 4-2 loss to No. 1 Denver (Oct. 14).

- Scored in the third period to restore Notre Dame's two goal lead in an eventual 4-1 win at #16 Ohio State (Nov. 3).

As a Sophomore

- Scored his first goal of the season in the third period of Notre

MORRISON'S CAREER STATS

Season	GP	G	A	Points	Shots	Shot%	Pen-Min	+/-	PPG	SHG	GWG	Blk
2016-17	40	12	12	24	83	.145	6-12	+5	5	0	1	8
2017-18	10	3	3	6	19	.158	0-0	-4	0	0	0	1
TOTAL	50	15	15	30	102	.147	6-12	+1	5	0	1	9

27 BOBBY NARDELLA **JR** **DEFENSEMAN**



Rosemont, Illinois
Tri-City Storm (USHL)

Career Highs

Goals: 2 (vs. Arizona State 10/7/16)
Assists: 2 (7x - vs. Omaha 10/27/17)
Points: 3 (3x - at UMass 12/2/16)
Multi-Point Games: 10
Point Streak: 6 games (Jan 2-23, 2017; 2-10-12)
Most Recent Goal: 10/26/17 (L, 6-4 vs. Omaha)

win over Alabama Huntsville (Oct. 6) and then added an assist in the 4-0 game two win over the Chargers for a two-point weekend.

- Had two assists in game one against Sacred Heart (Oct. 19).
- Had a goal and an assist in Notre Dame's 6-4 loss to Omaha (Oct. 26).
- Posted two assists in Notre Dame's 5-4 win over Omaha (Oct. 27).

As a Junior

- Scored a power-play goal in Notre Dame's season-opening

NARDELLA'S CAREER STATS

Season	GP	G	A	Points	Shots	Shot%	Pen-Min	+/-	PPG	SHG	GWG	Blk
2015-16	35	4	20	24	69	.058	9-18	+9	1	0	1	20
2016-17	34	7	14	21	84	.083	9-26	+5	4	0	1	34
2017-18	10	2	8	10	11	.182	5-10	-3	1	0	0	7
TOTAL	79	13	42	55	164	.079	23-54	+11	6	0	2	61

28	JACK JENKINS	JR	FORWARD
-----------	---------------------	-----------	----------------



Lake Bluff, Illinois
 Fargo Force (USHL)

Career Highs

Goals: 1 (10x - vs. Omaha 10/27/17)
 Assists: 1 (6x - vs. Providence 3/10/17)
 Points: 2 (vs. Providence 3/10/17)
 Multi-Point Games: 1
 Point Streak: 3 games (March 10-26, 2017)
 Most Recent Goal: 10/27/17 (W, 5-4 vs. Omaha)

Sacred Heart (Oct. 19).

- Scored his first goal of the season in Notre Dame's 5-4 win over Omaha (Oct. 27).

As a Junior

- Notched his first point of the season with an assist against

JENKINS' CAREER STATS

Season	GP	G	A	Points	Shots	Shot%	Pen-Min	+/-	PPG	SHG	GWG	Blk
2015-16	28	2	2	4	28	.071	1-2	-1	0	0	1	9
2016-17	36	7	5	12	88	.080	2-4	+1	0	0	2	24
2017-18	10	1	3	4	19	.053	0-0	-2	0	0	0	5
TOTAL	74	10	10	20	135	.074	3-6	-2	0	0	3	38

29	BO BRAUER	SR	FORWARD
-----------	------------------	-----------	----------------



Edina, Minnesota
 Naniamo Clippers (BCHL)

Career Highs

Goals: 2 (vs. Arizona State 10/7/16)
 Assists: 2 (vs. Providence 3/10/17)
 Points: 2 (vs. Providence 3/10/17)
 Multi-Point Games: 2
 Point Streak: N/A
 Most Recent Goal: 2/23/17 (T, 4-4 ot vs. Vermont)

Huntsville (Oct. 7), which was his first game of the season.

As a Senior

- Notched an assist in Notre Dame's 4-0 win over Alabama

BRAUER'S CAREER STATS

Season	GP	G	A	Points	Shots	Shot%	Pen-Min	+/-	PPG	SHG	GWG	Blk
2014-15	2	0	0	0	1	.000	1-2	0	0	0	0	-
2015-16	1	0	0	0	-	-	0-0	0	0	0	0	-
2016-17	26	3	2	5	12	.250	3-14	+3	1	0	0	1
2017-18	7	0	2	2	9	.000	1-2	+2	0	0	0	1
TOTAL	36	3	4	7	-	-	5-18	+5	1	0	0	2

32 CALE MORRIS SO GOALTENDER



Larkspur, Colorado
Waterloo Black Hawks (USHL)

Career Highs

Saves: 39 (at Ohio State 11/4/17)
Goals Against: 3 (2x - vs. Denver 10/14/17)
Shutouts: N/A

As a Sophomore


- Made 25 saves against Alabama Huntsville to earn the win in his first career start (Oct. 6).
- Made a career-high 30 saves in Notre Dame's 4-2 loss to Denver (last DU goal was an ENG).

- Stopped 24 of the 25 shots he faced against Sacred Heart to post his second career win (Oct. 20).
- Made 23 saves to lead the Irish to a 4-1 win at #16 Ohio State, marking Notre Dame's first win in its first Big Ten game..
- Made a career-high 39 saves in Notre Dame's 3-2 win at #16 Ohio State (Nov. 4) for his third straight win, including 22 saves in the third period.

MORRIS' CAREER STATS

Goalie	GP-GS	Minutes	GA	GAAvg	Saves	Save%	W	L	T	Sho	PPG	SHG
2016-17	1-0	19:43	1	3.04	7	.875	0	0	0	0.0	0	0
2017-18	7-6	378:35	14	2.22	173	.925	5	1	0	0.0	4	0
TOTAL	8-6	398:18	15	2.26	180	.923	5	1	0	0.0	4	0

33 NICK SANFORD FR. GOALTENDER



Morristown, New Jersey
Boston Jr. Bruins (USPHL)

Career Highs

Goals: N/A
Assists: N/A
Points: N/A
Multi-Point Games: N/A
Point Streak: N/A

As a Freshman

SANFORD'S CAREER STATS



Hockey Game Box Score (Final)
Alabama Huntsville vs #8 Notre Dame (Oct 06, 2017 at Notre Dame, Ind.)

Alabama Huntsville (0-1-0) vs. Notre Dame (1-0-0)
Date: Oct 06, 2017 • Location: Notre Dame, Ind. • Arena: Compton Family Arena
Attendance: 3885 • Start time: 7:35 PM • End time: 9:55 PM • Total time: 2:20

Table with columns: Prd, Time, Team, Scored by, Assists, Vis. on ice, Home on ice, Goals by Period. Rows include game events from 00:12 to 19:42.

TEAM SUMMARY table with columns: #, Alabama Huntsville, 1, 2, 3, Tot, +/-, #, Notre Dame, 1, 2, 3, Tot, +/-.

GOALTENDERS table with columns: #, Alabama Huntsville, Dec, Min, GA, 1, 2, 3, Saves, #, Notre Dame, Dec, Min, GA, 1, 2, 3, Saves.

PENALTY SUMMARY table with columns: Prd, Player, Team, Min/Offense, Time, Prd, Player, Team, Min/Offense, Time.

Win-Cale Morris (1-0-0). Loss-Jordan Uhelski (0-1-0).

Hockey Game Box Score (Final)
Alabama Huntsville vs #8 Notre Dame (Oct 07, 2017 at Notre Dame, Ind.)

Alabama Huntsville (0-2-0) vs. Notre Dame (2-0-0)
Date: Oct 07, 2017 • Location: Notre Dame, Ind. • Arena: Compton Ice Arena
Attendance: 3412 • Start time: 7:05 PM • End time: 9:17 PM • Total time: 2:12

Table with columns: Prd, Time, Team, Scored by, Assists, Vis. on ice, Home on ice, Goals by Period. Rows include game events from 19:59 to 09:49.

TEAM SUMMARY table with columns: #, Alabama Huntsville, 1, 2, 3, Tot, +/-, #, Notre Dame, 1, 2, 3, Tot, +/-.

GOALTENDERS table with columns: #, Alabama Huntsville, Dec, Min, GA, 1, 2, 3, Saves, #, Notre Dame, Dec, Min, GA, 1, 2, 3, Saves.

PENALTY SUMMARY table with columns: Prd, Player, Team, Min/Offense, Time, Prd, Player, Team, Min/Offense, Time.

Win-Dylan St. Cyr (1-0-0). Loss-Mark Sinclair (0-1-0).

Referee's signature

Hockey Game Box Score (Final)
#1 Denver vs #4 Notre Dame (Oct 13, 2017 at Notre Dame, Ind.)

Denver (0-0-1) vs. Notre Dame (2-0-1)
Date: Oct 13, 2017 • Location: Notre Dame, Ind. • Arena: Compton Family Arena
Attendance: 4478 • Start time: 7:05 • End time: 9:40 pm • Total time: 2:35

Table with columns: Prd, Time, Team, Scored by, Assists, Vis. on ice, Home on ice, Goals by Period. Rows include game events from 14:01 to 16:11.

TEAM SUMMARY table with columns: #, Denver, 1, 2, 3, OT, Tot, +/-, #, Notre Dame, 1, 2, 3, OT, Tot, +/-, BI.

GOALTENDERS table with columns: #, Denver, Dec, Min, GA, 1, 2, 3, OT, Saves, #, Notre Dame, Dec, Min, GA, 1, 2, 3, OT, Saves.

PENALTY SUMMARY table with columns: Prd, Player, Team, Min/Offense, Time, Prd, Player, Team, Min/Offense, Time.

Denver-Tanner Jaiellet (0-0-1). Notre Dame-Dylan St. Cyr (1-0-1).
Denver wins shootout 2-1 (4 rounds).

Referee's signature

Hockey Game Box Score (Final)
#1 Denver vs #4 Notre Dame (Oct 14, 2017 at Notre Dame, Ind.)

Denver (1-0-1) vs. Notre Dame (2-1-1)
Date: Oct 14, 2017 • Location: Notre Dame, Ind. • Arena: Compton Family Arena
Attendance: 4075 • Start time: 6:05 PM • End time: 8:33 PM • Total time: 2:28

Table with columns: Prd, Time, Team, Scored by, Assists, Vis. on ice, Home on ice, Goals by Period. Rows include game events from 10:10 to 18:40.

TEAM SUMMARY table with columns: #, Denver, 1, 2, 3, OT, Tot, +/-, BI, #, Notre Dame, 1, 2, 3, OT, Tot, +/-, BI.

GOALTENDERS table with columns: #, Denver, Dec, Min, GA, 1, 2, 3, OT, Saves, #, Notre Dame, Dec, Min, GA, 1, 2, 3, OT, Saves.

PENALTY SUMMARY table with columns: Prd, Player, Team, Min/Offense, Time, Prd, Player, Team, Min/Offense, Time.

Win-Tanner Jaiellet (1-0-1). Loss-Cale Morris (1-1-0).



Hockey Game Box Score (Final) Sacred Heart vs #5 Notre Dame (Oct 19, 2017 at Notre Dame, Ind.)

Sacred Heart (2-2-0, 0-0-0 AHA) vs. Notre Dame (2-2-1, 0-0-0 B1G)
Date: Oct 19, 2017 • Location: Notre Dame, Ind. • Arena: Compton Family Arena
Attendance: 3340 • Start time: 7:35 PM • End time: 9:48 PM • Total time: 2:13

Table with columns: Prd, Time, Team, Scored by, Assists, Vis. on ice, Home on ice, Goals by Period, Shots by Period, Power Play Goals-Att (Sh), Penalties-Minutes by Prd

TEAM SUMMARY

Summary table for Sacred Heart and Notre Dame with columns: #, Player, Team, Goals, Assists, Shots, Saves, etc.

GOALTENDERS

Table for goalkeepers: #, Name, Team, Dec, Min, GA, 1, 2, 3, Saves

PENALTY SUMMARY

Table for penalties: Prd, Player, Team, Min/Offense, Time

Win-Nathan (2-1-0). Loss-Dylan St. Cyr (1-1-1).

Hockey Game Box Score (Final) Sacred Heart vs #5 Notre Dame (Oct 20, 2017 at Notre Dame, Ind.)

Sacred Heart (2-3-0, 0-0-0 AHA) vs. Notre Dame (3-2-1, 0-0-0 B1G)
Date: Oct 20, 2017 • Location: Notre Dame, Ind. • Arena: Compton Family Arena
Attendance: 4007 • Start time: 7:35 PM • End time: 9:56 PM • Total time: 2:21

Table with columns: Prd, Time, Team, Scored by, Assists, Vis. on ice, Home on ice, Goals by Period, Shots by Period, Power Play Goals-Att (Sh), Penalties-Minutes by Prd

TEAM SUMMARY

Summary table for Sacred Heart and Notre Dame with columns: #, Player, Team, Goals, Assists, Shots, Saves, etc.

GOALTENDERS

Table for goalkeepers: #, Name, Team, Dec, Min, GA, 1, 2, 3, Saves

PENALTY SUMMARY

Table for penalties: Prd, Player, Team, Min/Offense, Time

Win-Cale Morris (2-1-0). Loss-Perry, Nathan (0-2-0).

Referee's signature

Hockey Game Box Score (Final) Omaha vs #8 Notre Dame (Oct 26, 2017 at Notre Dame, Ind.)

Omaha (3-1-1, 0-0-0 NCHC) vs. Notre Dame (3-3-1, 0-0-0 B1G)
Date: Oct 26, 2017 • Location: Notre Dame, Ind. • Arena: Compton Family Arena
Attendance: 3834 • Start time: 7:35 PM • End time: 9:55 PM • Total time: 2:20

Table with columns: Prd, Time, Team, Scored by, Assists, Vis. on ice, Home on ice, Goals by Period, Shots by Period, Power Play Goals-Att (Sh), Penalties-Minutes by Prd

TEAM SUMMARY

Summary table for Omaha and Notre Dame with columns: #, Player, Team, Goals, Assists, Shots, Saves, etc.

GOALTENDERS

Table for goalkeepers: #, Name, Team, Dec, Min, GA, 1, 2, 3, Saves

PENALTY SUMMARY

Table for penalties: Prd, Player, Team, Min/Offense, Time

Win-Evan Weninger (3-1-0). Loss-Dylan St. Cyr (1-2-1).

Hockey Game Box Score (Final) Omaha vs #8 Notre Dame (Oct 27, 2017 at Notre Dame, Ind.)

Omaha (3-2-1, 0-0-0 NCHC) vs. Notre Dame (4-3-1, 0-0-0 B1G)
Date: Oct 27, 2017 • Location: Notre Dame, Ind. • Arena: Compton Family Arena
Attendance: 4743 • Start time: 7:35 PM • End time: 10:00 PM • Total time: 2:25

Table with columns: Prd, Time, Team, Scored by, Assists, Vis. on ice, Home on ice, Goals by Period, Shots by Period, Power Play Goals-Att (Sh), Penalties-Minutes by Prd

TEAM SUMMARY

Summary table for Omaha and Notre Dame with columns: #, Player, Team, Goals, Assists, Shots, Saves, etc.

GOALTENDERS

Table for goalkeepers: #, Name, Team, Dec, Min, GA, 1, 2, 3, Saves

PENALTY SUMMARY

Table for penalties: Prd, Player, Team, Min/Offense, Time

Win-Cale Morris (3-1-0). Loss-Evan Weninger (3-2-0).



Hockey Game Box Score (Final)
#10 Notre Dame vs #16 Ohio State (Nov 03, 2017 at Columbus, Ohio)

Notre Dame (5-3-1, 1-0-0-0) vs. Ohio State (5-2-2, 1-2-0-0)
Date: Nov 03, 2017 • Location: Columbus, Ohio • Arena: Value City Arena
Attendance: 6749 • Start time: 7:03 pm • End time: 9:15 pm • Total time: 2:08

Table with columns: Prd, Time, Team, Scored by, Assists, Vis. on ice, Home on ice, Goals by Period. Rows include game periods and player statistics.

TEAM SUMMARY table with columns: #, Name, G, A, Pim, Sh, +/-, BI for both teams, and Power Play Goals-Att (Sh) and Penalties-Minutes by Prd.

GOALTENDERS table with columns: #, Name, Dec, Min, GA, 1, 2, 3, Saves for both teams.

PENALTY SUMMARY table with columns: Prd, Player, Team, Min/Offense, Time for both teams.

Win-Cale Morris (4-1-0). Loss-Sean Romeo (5-2-2).

Referee's signature

Hockey Game Box Score (Final)
#10 Notre Dame vs #16 Ohio State (Nov 04, 2017 at Columbus, Ohio)

Notre Dame (6-3-1, 2-0-0-0) vs. Ohio State (5-3-2, 1-3-0-0)
Date: Nov 04, 2017 • Location: Columbus, Ohio • Arena: Value City Arena
Attendance: 5900 • Start time: 7:05 pm • End time: 9:28 pm • Total time: 2:23

Table with columns: Prd, Time, Team, Scored by, Assists, Vis. on ice, Home on ice, Goals by Period. Rows include game periods and player statistics.

TEAM SUMMARY table with columns: #, Name, G, A, Pim, Sh, +/-, BI for both teams, and Power Play Goals-Att (Sh) and Penalties-Minutes by Prd.

GOALTENDERS table with columns: #, Name, Dec, Min, GA, 1, 2, 3, Saves for both teams.

PENALTY SUMMARY table with columns: Prd, Player, Team, Min/Offense, Time for both teams.

Win-Cale Morris (5-1-0). Loss-Sean Romeo (5-3-2).
OSU timeout, 6:48/3rd
ND timeout, 15:21/3rd

Referee's signature