



2011-12 NOTRE DAME MEN'S BASKETBALL

ATHLETICS MEDIA RELATIONS: Joyce Center Room 112 Notre Dame, IN 46556 Fax: (574) 631-7941
 MEDIA RELATIONS CONTACTS: Bernadette Cafarelli o: (574) 631-8458 c: (574) 532-0249 cafarelli.1@nd.edu
 Sean Carroll o: (574) 631-2664 c: (574) 340-2177 carroll.64@nd.edu

2011-12 Schedule

Date	Day	Opponent	Time/Result
11/1	Tues.	ST. XAVIER (Exhibition) (UND.com)	W, 90-72
11/7	Mon.	STONEHILL (Exhibition) (UND.com)	W, 92-70
11/12	Sat.	MISSISSIPPI VALLEY STATE (UND.com)	W, 80-67
11/14	Mon.	DETROIT [^] (ESPNU)	W, 59-53
11/16	Wed.	SAM HOUSTON STATE [^] (UND.com)	W, 74-41
11/18	Fri.	DELAWARE STATE (UND.com)	W, 93-69
11/21	Mon.	vs. Missouri@ (21/21) (ESPN2)	L, 58-87
11/22	Tues.	vs. Georgia! (ESPNU)	L, 57-61
11/27	Sun.	BRYANT (UND.com)	W, 84-59
11/30	Wed.	at Gonzaga (19/18) (ESPN2)	L, 53-73
12/4	Sun.	vs. Maryland\$ (MASN/Versus)	L, 71-78
12/8	Thur.	MAINE (ESPN3)	W, 87-78
12/10	Sat.	DARTMOUTH (ESPN3)	W, 65-47
12/17	Sat.	vs. Indiana% (18/20) (ESPN2)	L, 58-69
12/19	Mon.	SACRED HEART (UND.com)	W, 106-65
12/27	Tues.	PITTSBURGH* (22/22) (ESPN2)	W, 72-59
1/4	Wed.	at Cincinnati* (BIG EAST Network)	L, 55-71
1/7	Sat.	at Louisville* (11/10) (ESPNU)	W, 67-65 (2OT)
1/10	Tues.	USF* (BIG EAST Network)	W, 60-49
1/14	Sat.	CONNECTICUT* (17/16) (ESPN2)	L, 53-67
1/16	Mon.	at Rutgers* (ESPNU)	L, 58-65
1/21	Sat.	SYRACUSE* (1/1) (ESPN)	W, 67-58
1/25	Wed.	at Seton Hall* (BIG EAST Network)	W, 55-42
1/29	Sun.	at Connecticut* (24/19) (BIG EAST Network)	W, 50-48
2/4	Sat.	MARQUETTE* (15/15) (CBS)	W, 76-59
2/8	Wed.	at West Virginia* (ESPNU)	W, 55-51
2/11	Sat.	DEPAUL* (BIG EAST Network)	W, 84-76
2/15	Wed.	(23/25) RUTGERS* (ESPNU)	W, 71-53
2/18	Sat.	(23/25) at Villanova* (ESPNU)	W, 74-70 (OT)
2/22	Wed.	(20/18) WEST VIRGINIA* (ESPN2)	W, 71-44
2/25	Sat.	(20/18) at St. John's* (ESPN2)	L, 58-61
2/27	Mon.	(20/19) at Georgetown* (11/12) (ESPN)	L, 41-59
3/2	Fri.	(20/19) PROVIDENCE* (BIG EAST Network) 7:00 p.m.	

BIG EAST CHAMPIONSHIP

(Madison Square Garden • New York, N.Y.)

3/6	Tues.	First Round (ESPN2/ESPNU)	TBD
3/7	Wed.	Second Round (ESPN)	TBD
3/8	Thur.	Quarterfinals (ESPN)	TBD
3/9	Fri.	Semifinals (ESPN)	7:00 p.m./9:00 p.m.
3/10	Sat.	Final (ESPN)	9:00 p.m.

NCAA CHAMPIONSHIP

3/13-14	First Round (Dayton, Ohio)
3/15-18	Second & Third Rounds (various locations)
3/22-25	Regional Rounds (various locations)
3/31	Final Four - Semifinals (New Orleans, La.)
4/2	Final Four - Final (New Orleans, La.)

[^] - CBE Classic (Regional Rounds)

@ - CBE Classic - Kansas City, Mo. (Semifinals)

! - CBE Classic - Kansas City, Mo. (Consolation)

\$ - BB&T Classic - Washington, D.C.

% - Close the Gap Crossroads Classic - Indianapolis, Ind.

* - BIG EAST Conference Game

Home events in **BOLD CAPS**

All times Eastern

Game 31 March 2, 2012 • 7:00 p.m. Purcell Pavilion at the Joyce Center (9,149) Notre Dame, Ind.



PROVIDENCE Friars

15-15, 4-13 BIG EAST
H: 11-6; A: 4-7; N: 0-2



#20/19 NOTRE DAME Fighting Irish

20-10, 12-5 BIG EAST
H: 15-1; A: 5-5; N: 0-4

Notre Dame leads series 15-9

TV:

BIG EAST Network (Regional)
WMYS Ch. 69 (South Bend area)
Anthony Calhoun (play-by-play)
Bob Valvano (analyst)

Radio:

Affiliate listings on Pg. 6
Broadcast on UND.com
Jack Nolan (play-by-play)
Jordan Cornette (analyst)

Live Stats:

GameTracker (UND.com)

Live Blog:

UND.com/blog

#20/19 IRISH CONCLUDE REGULAR SEASON ON FRIDAY VERSUS PROVIDENCE

• #20/19 Notre Dame (20-10, 12-5) returns home to wrap up the regular season on Friday with a home showdown versus Providence (15-15, 4-13). Tip-off against the Friars is scheduled for 7:00 p.m. (ET) inside Purcell Pavilion at the Joyce Center. This is the only regular-season meeting between Notre Dame and Providence this season.

• The Fighting Irish went 0-2 in their two-game road swing. Notre Dame fell at St. John's, 61-58, on Saturday and were topped by Georgetown, 59-41, on Monday. Prior to those two setbacks, the Irish had won a program-record nine straight BIG EAST games.

• Notre Dame is tied with Georgetown for third in the BIG EAST standings. The Irish already have clinched a bye into the second round of the BIG EAST Championship. A win on Friday would secure Notre Dame a double-bye and the No. 3 seed for the league tournament.

• Friday's game will be broadcast on the BIG EAST Network with Anthony Calhoun (play-by-play) and Bob Valvano (analyst) calling the action. The contest can be seen on WMYS (Channel 69) in the South Bend area.

• The Fighting Irish Digital Media radio crew of Jack Nolan (play-by-play) and Jordan Cornette (analyst) will call the action on radio (affiliate listings on Pg. 6) and their broadcast can also be heard on UND.com.

NOTRE DAME-PROVIDENCE SERIES HISTORY

• Friday will be the 25th meeting all-time between Notre Dame and Providence. The Fighting Irish lead the series 15-9, including eight straight victories over the Friars. The Irish have won four straight at home over Providence. The last Providence win in the series was a 73-59 decision on Feb. 24, 2004 at Notre Dame. The Friars are 4-8 all-time at Notre Dame.

• The Irish won the lone meeting last season, a 94-93 triumph on Feb. 23, 2011 at Providence. Ben Hansbrough and Tim Abromaitis scored 32 and 28 points, respectively, for the Irish, while Marshon Brooks netted 52 points for the Friars. **Scott Martin** also chipped in 10 points for Notre Dame.

• Notre Dame is 13-6 against Providence since joining the BIG EAST in 1995.

• Fighting Irish head coach **Mike Brey** is 10-1 against the Friars during his Notre Dame tenure.

NOTRE DAME PROBABLE STARTING LINEUP

No.	Player	Pos.	Ht.	Wt.	Yr.	PPG	RPG	APG
0	Eric Atkins	G	6-1	182	So.	12.5	3.1	3.9
14	Scott Martin	G	6-8	222	Sr.	9.4	5.6	1.7
22	Jerian Grant	G	6-5	195	So.	12.6	2.9	4.9
24	Pat Connaughton	G/F	6-5	206	Fr.	7.0	4.6	0.9
45	Jack Cooley	F	6-9	248	Jr.	12.0	8.9	0.7

NOTRE DAME 2011-12 ROSTER

No.	Player	Pos	Ht.	Wt.	Yr.	Hometown/High School
0	Eric Atkins	G	6-1	182	So.	Columbia, Md./Mount Saint Joseph
4	Patrick Crowley	G	6-3	190	So.	Los Gatos, Calif./St. Francis
11	Garrick Sherman*	C	6-10	251	Jr.	Kenton, Ohio/Kenton/Michigan State
12	Alex Dragicevich	G	6-7	221	So.	Northbrook, Ill./Glenbrook North
14	Scott Martin	G	6-8	222	Sr.	Valparaiso, Ind./Valparaiso
21	Tim Abromaitis	F	6-8	236	GS	Unionville, Conn./Farmington
22	Jerian Grant	G	6-5	195	So.	Bowie, Md./DeMatha
24	Pat Connaughton	G/F	6-5	206	Fr.	Arlington, Mass./St. John's Prep
25	Tom Knight	F	6-9	250	Jr.	Dixfield, Maine/Dirigo
32	Joey Brooks	G	6-6	220	Jr.	Houston, Texas/Strake Jesuit College Prep
33	Mike Broghammer	F	6-9	265	Jr.	Orono, Minn./Hopkins
45	Jack Cooley	F	6-9	248	Jr.	Glenview, Ill./Glenbrook South

* - will have to sit out the entire 2011-12 season due to NCAA transfer rules

Head Coach: Mike Brey (George Washington '82)
Assistant Coach: Anthony Solomon (Virginia '87)
Assistant Coach: Rod Balanis (Georgia Tech '93)
Assistant Coach: Martin Ingelsby (Notre Dame '01)
Coordinator of Basketball Operations: Harold Swanagan (Notre Dame '02)
Athletic Trainer: Skip Meyer (Central Connecticut State '74)

Alphabetical Roster

21	Tim Abromaitis	GS/F
0	Eric Atkins	So./G
33	Mike Broghammer	Jr./F
32	Joey Brooks	Jr./G
24	Pat Connaughton	Fr./G/F
45	Jack Cooley	Jr./F
4	Patrick Crowley	So./G
12	Alex Dragicevich	So./G
22	Jerian Grant	So./G
25	Tom Knight	Jr./F
14	Scott Martin	Sr./G
11	Garrick Sherman	Jr./C

Pronunciation Guide

Tim Abromaitis ab-row-MY-tis
 Pat Connaughton CONN-uh-tin
 Jack Cooley COOL-ee
 Mike Broghammer BROGE-hammer
 Alex Dragicevich Drag-ee-vich
 Jerian Grant JARE-in

Series vs. Providence

Notre Dame leads 15-9

Home: 8-4, Away: 7-4, Neutral: 0-1

Date	Site	Result
2-14-56	Providence, RI	L, 83-85 (OT)
1-28-85	Notre Dame, IN	W, 70-63
1-7-86	Providence, RI	W, 78-72
12-11-92	Providence, RI	L, 52-71
1-29-94	Notre Dame, IN	L, 75-82
2-21-96	Notre Dame, IN	L, 72-73
12-7-96	Providence, RI	L, 59-82
2-22-97	Notre Dame, IN	W, 86-74 (OT)
2-28-98	Providence, RI	L, 62-77
3-4-98	New York, NY*	L, 55-72
12-8-98	Providence, RI	W, 83-80
1-30-99	Notre Dame, IN	W, 81-62
2-23-00	Notre Dame, IN	L, 79-89
3-2-02	Notre Dame, IN	W, 76-68
1-21-03	Providence, RI	W, 71-65
2-24-04	Notre Dame, IN	L, 59-73
2-19-05	Providence, RI	W, 62-61
1-14-06	Notre Dame, IN	W, 92-77
3-1-06	Providence, RI	W, 82-75
2-15-07	Notre Dame, IN	W, 81-78
1-31-08	Notre Dame, IN	W, 81-74 (OT)
2-21-09	Providence, RI	W, 103-84
12-30-09	Notre Dame, IN	W, 93-78
2-23-11	Providence, RI	W, 94-93

*-BIG EAST Tournament

DANTLEY TO JOIN NOTRE DAME RING OF HONOR ON FRIDAY

• Former Irish basketball great and U.S. Olympian **Adrian Dantley**, the 1976 national college basketball player of the year and a member of the Naismith National Basketball Hall of Fame, will become the fourth inductee into the Notre Dame Basketball Ring of Honor on Friday. The ceremony will take place during halftime of the Notre Dame-Providence game.

• Dantley, who enjoyed a stellar three-year career in an Irish uniform from 1973-76, will join Austin Carr, Luke Harangody and Ruth Riley as a member of Notre Dame's Ring of Honor. Harangody, who played for the Irish from 2006-10, was the school's first inductee in Feb. 2010. Riley (1997-2001), who helped lead the Irish women's basketball program to the national championship in '01, became the second member of the Ring of Honor in Nov. 2010, while Austin Carr (1968-71), who still remains the program's career scoring leader with 2,560 points, became the third honoree when he was inducted in Feb. 2011.

NOT THEIR NIGHT

• Notre Dame's 41 points in Monday's 59-41 setback at Georgetown tied the fewest of the **Mike Brey** era (12 seasons). The Irish also scored 41 in a 61-41 loss to Washington State in the second round of the 2008 NCAA Tournament. Monday's point total was the lowest ever for the Irish in a BIG EAST contest (regular season or tournament). The previous low was 48 in a 66-48 setback at Georgetown on Jan. 6, 2007.

• The Fighting Irish were 3-for-17 (17.6%) from three-point range against the Hoyas. The three made treys were a season-low in a BIG EAST game for the Irish.

• The 18 first-half points were the fewest for the Irish in any half of play this season. Notre Dame's 23 rebounds in the contest matched a season-low total.

• Georgetown shot 52.3% (23-44) from the field. That is the first time this season a BIG EAST opponent has shot above 47% from the field against the Irish.

HISTORY LESSON

• While being held to just 41 points in its loss at Georgetown on Feb. 27, none of the nine Irish players that saw time scored in double figures. That's the first time that has occurred during the **Mike Brey** era.

• The last game in which Notre Dame failed to have a player score in double figures was in a home contest against North Carolina State on Feb. 13, 1982. The Irish fell to the Wolfpack, 62-42.

Quite A Comeback

• Where does Notre Dame's 74-70 come-from-behind overtime victory at Villanova on Feb. 18 rank? As best as the Notre Dame media relations office can tell, when the Irish erased a 20-point first-half deficit (16 at halftime) against the Wildcats, it matched the largest comeback in school history. Below are other Fighting Irish classic comebacks:

Date	Opponent (H/A/N)	Deficit	Time Left	Halftime Deficit	Final Score
2/18/2012	Villanova (A)	20 (39-19)	1:53 first half	16	74-70 (ot)
1/21/1992	Marquette (A)	20 (45-25)	0:53 first half	18	69-63
1/2/1963	Indiana (N)	19 (45-26)	0:49 first half	16	73-70
1/25/1982	#8 Idaho (H)	18 (28-10)	7:32 first half	10	50-48 (ot)
2/26/1978	#1 Marquette (H)	17 (34-17)	3:20 first half	14	65-59
1/19/1974	#1 UCLA (H)	17 (35-18)	6:02 first half	9	71-70
2/1/1987	#1 North Carolina (H)	16 (32-16)	3:16 first half	9	60-58

Notre Dame's record in 2011-12 when ...

Played at the Purcell Pavilion.....	15-1
Played on the road.....	5-5
Played at a neutral site.....	0-4
Vs. BIG EAST opponents	12-5
Non-conference record	8-5
Leading at halftime.....	14-1
Trailing at halftime.....	5-9
Tied at halftime.....	1-0
Playing an overtime game.....	2-0
Shoots .500 or better	8-0
Shoots less than .500.....	12-10
Opponents shoots less than .500	19-8
Shoots better than opponent.....	15-2
Shoots worse than opponent.....	4-8
Shoots same as opponent	1-0
Makes more free throws than opponent.....	18-2
Makes less free throws than opponent	2-7
Same number of free throws	0-1
Outrebounded opponents	13-0
Outrebounded by opponent	7-9
Same number of rebounds.....	0-1
Has fewer turnovers than opponent	10-4
Has more turnovers than opponent.....	10-5
Has same number of turnovers	0-1
Bench outscores opponent's bench.....	9-2
Outscored by opponent's bench	10-8
Bench points are the same.....	1-0
Plays a ranked opponent.....	5-5
Makes 10 or more three-pointers	5-0
No Notre Dame player fouls out.....	15-6
One Notre Dame player fouls out.....	5-4
Two or more Notre Dame players foul out..	0-0
Wears White Uniforms	14-2
Wears Blue Uniforms	5-8
Wears Gold Uniforms.....	1-0
Wears Black Uniforms.....	0-0
Plays in an In-Season Tournament.....	2-2
Plays on Television	13-10
Plays in November	5-3
Plays in December	4-2
Plays in January	5-3
Plays in February	6-2
Plays in March.....	0-0
Plays in Day Games.....	6-4
Plays in Night Games	14-6
Plays on Sundays	2-1
Plays on Mondays.....	2-3
Plays on Tuesdays	2-1
Plays on Wednesdays	5-2
Plays on Thursdays.....	1-0
Plays on Fridays.....	1-0
Plays on Saturdays.....	7-3
Final Margin is 5 points or less	4-2
Final Margin is 6-10 points	4-2
Final Margin is 11-20 points	7-4
Final Margin is 20-plus points.....	5-2
Has a player score 20-plus points	11-4
Has a player score 30-plus points	0-0
Scores 59 points or less	4-9
Scores 60-69 points.....	4-0
Scores 70-79 points.....	6-1
Scores 80-89 points	4-0
Scores 90-plus points.....	2-0

BREY'S IRISH ONCE AGAIN AMONG THE BEST IN THE BIG EAST

- Notre Dame's 12 BIG EAST victories are the third-most in program history. The Irish won 14 league contests in 2007-08 (14-4) and 2010-11 (14-4).
- The Fighting Irish have clinched a winning record in BIG EAST play for the third straight season and for the 10th time during head coach **Mike Brey**'s 12 seasons at Notre Dame. This marks the third straight season that the Irish have won at least 10 league games. Notre Dame has won 10 or more BIG EAST contests eight times under Brey.

IRISH POST SIXTH-STRAIGHT 20-WIN SEASON

- Notre Dame has reached the 20-win plateau for the sixth straight season and for the ninth time under head coach **Mike Brey** (12 seasons). The last time the Irish put together six-straight 20-win seasons was from 1983-89 under head coach Digger Phelps.

PLAYING WELL IN PURCELL

- The Fighting Irish are 99-7 in their last 106 games played at home. That .934 home winning percentage over the course of the last six seasons ranks third nationally.
- The Irish are 34-1 (.971) in their last 35 home games.

IRISH ENJOY HOME COOKING IN CONFERENCE PLAY

- Notre Dame has gone 46-6 (.885) at home in BIG EAST play over the last six seasons. That is the best home winning percentage for any BIG EAST school in league play over that time period.

BIG EAST TRENDS

- Notre Dame is 30-9 (.769) over its last 39 BIG EAST regular-season contests, including a 23-6 (.793) mark in the last 29 league games. The Irish stood 6-8 through 14 regular-season games during the 2009-10 campaign and then won four straight to finish 10-8. Last season, Notre Dame posted a 14-4 regular-season mark in the league.

JUST HOW FAR THEY'VE COME

- Following its 65-58 loss at Rutgers on Jan. 16, Notre Dame stood at 11-8 overall and 3-3 in the BIG EAST. Notre Dame was averaging 68.9 ppg. and allowing its opponents 64.4 ppg. in those 19 contests. Over the course of the last 11 games, the Irish are averaging 63.8 ppg, but allowing their opponents just 56.5 points. In three of those contests, Notre Dame held its opponent to under 50 points.
- In the last 11 games, Notre Dame opponents are shooting just 39.4% (239-607) from the field, including 26.7% (43-161) from three-point range.

A SUCCESSFUL STREAK

- Notre Dame's recent nine-game win streak was the longest BIG EAST win streak in program history and was the third longest for an Irish team under **Mike Brey**.
- Four of Notre Dame's victories during the streak occurred on the road. The Irish also defeated three ranked teams during the streak.
- Notre Dame held those nine teams to a 37.6% (194-516) shooting clip from the field, including 25.9% (36-139) from three-point range.
- The Irish averaged 67.0 ppg. during the streak while allowing just 55.7 ppg.

ROAD WARRIORS

- Notre Dame is 4-2 in its last six road games. The recent four-game road win streak marked the first time the Irish had won that many consecutive games on the road since they captured five straight during the 2000-01 season (Mike Brey's first at Notre Dame).

DOUBLE-DOUBLE DOMINANCE

- Junior forward **Jack Cooley** has produced a double-double in five of the last seven games. He has a team-best 11 double-doubles this season (nine in BIG EAST play).
- Cooley is averaging 13.8 ppg. and 9.8 rpg. in BIG EAST play. Over the past seven games, he is averaging 16.6 ppg. and 10.6 rpg. That figure includes an uncharacteristic two-point, no-rebound effort on Monday at Georgetown.

BIG EAST BIG MAN

- Junior forward **Jack Cooley** is first among all BIG EAST players in shooting percentage for all games (.618) and is second in league games only (.615). He is 46-for-66 (.697) from the field in the last six games.
- Cooley's .618 shooting percentage currently ranks sixth in program history for a single-season mark.
- In BIG EAST play, Cooley ranks second among all league players with a 9.8 rpg. average. He is averaging a league-best 4.4 offensive rebounds per game in BIG EAST play.
- He ranks fifth in the BIG EAST with an 8.9 rpg. average this season (all games). That includes 3.9 offensive boards per game, which ranks second in the league. He is averaging 1.5 blocked shots per game, which ranks sixth among all BIG EAST players.
- Cooley has been named to the BIG EAST Weekly Honor Roll a team-best five times this season. He also was named the league's player of the week on Feb. 13.

Times Led Irish in This Season/Career

(Career figure in parenthesis)

Tim Abromaitis		Jack Cooley	
Points	1 (17)	Points	9 (10)
Rebounds	2 (16)	Rebounds	20 (21)
Assists	1 (5)	Blocks	21 (31)
Blocks	-- (7)	Steals	5 (7)
Steals	-- (14)		
		Alex Dragicевич	
Eric Atkins		Points	1 (1)
Points	9 (11)	Assists	3 (3)
Assists	8 (18)	Blocks	3 (3)
Steals	14 (23)	Steals	1 (1)
		Jerian Grant	
Mike Broghammer		Points	7 (7)
Rebounds	1 (1)	Rebounds	2 (2)
Blocks	5 (7)	Assists	20 (20)
Steals	1 (2)	Steals	12 (12)
		Blocks	1 (1)
Joey Brooks		Tom Knight	
Points	1 (1)	Points	4 (4)
Rebounds	1 (2)	Blocks	2 (2)
Steals	1 (5)	Steals	2 (2)
Blocks	1 (1)		
		Scott Martin	
Pat Connaughton		Points	3 (4)
Points	3 (3)	Rebounds	6 (11)
Rebounds	3 (3)	Assists	2 (3)
Blocks	3 (3)	Blocks	4 (7)
Steals	1 (1)	Steals	6 (10)

Number of Games This Season With ...

(Overall career figure in parenthesis)

Double-Figure Points	Overall/BIG EAST	
Jerian Grant	23/13	(23)
Eric Atkins	19/11	(26)
Jack Cooley	16/11	(20)
Scott Martin	15/10	(47, 34 at ND)
Pat Connaughton	7/3	(7)
Alex Dragicевич	6/1	(6)
Joey Brooks	4/0	(5)
Tim Abromaitis	1/0	(58)
30-Plus Points		
Tim Abromaitis	--	(3)
20-Plus Points		
Jack Cooley	5/3	(5)
Jerian Grant	4/2	(4)
Eric Atkins	3/1	(3)
Pat Connaughton	3/2	(3)
Tim Abromaitis	1/0	(22)
Scott Martin	1/0	(2, 2 at ND)
Alex Dragicевич	1/1	(1)
10-Plus Rebounds		
Jack Cooley	13/10	(13)
Scott Martin	2/2	(3, 3 at ND)
Pat Connaughton	2/2	(2)
Jerian Grant	1/0	(1)
Tim Abromaitis	--	(4)
Double-Doubles		
Jack Cooley	11/9	(11)
Scott Martin	2/2	(3, 3 at ND)
Pat Connaughton	1/1	(1)
Jerian Grant	1/0	(1)
Tim Abromaitis	--	(3)

Free-Throw Shooting in Final Five Minutes and Overtime This Season:

Tim Abromaitis	0-0	(.000)
Eric Atkins	26-43	(.605)
Mike Broghammer	2-4	(.500)
Joey Brooks	13-18	(.722)
Pat Connaughton	8-10	(.800)
Jack Cooley	15-21	(.714)
Patrick Crowley	0-0	(.000)
Alex Dragicевич	10-14	(.714)
Jerian Grant	27-34	(.794)
Tom Knight	4-5	(.800)
Scott Martin	11-13	(.846)
Total	116-162	(.716)
Opponents	86-126	(.683)

COMEBACK KIDS

- Notre Dame's four-point wins at West Virginia (55-51 on Feb. 8) and Villanova in overtime (74-70 on Feb. 18) provided many dramatic moments for the Irish basketball team.
- In the victory over the Mountaineers, the Irish trailed by three (45-42) with 2:50 to play in the contest, but three-pointers on three consecutive Notre Dame possessions propelled the team to victory. An **Eric Atkins** trey knotted the game at 45-45 with 2:34 to play. After **Jerian Grant** stole the ball on the Mountaineers next possession, he gave the Irish a three-point lead (48-45) on his three-point basket with 1:52 left to play. The final three-point dagger was provided by **Scott Martin** when his trey gave the Irish a 51-45 advantage with 58 seconds to play. Notre Dame extended the lead to eight with two **Jack Cooley** free throws in the final 26 seconds as the Irish outscored the Mountaineers 13-6 in the final 2:50 of the contest.
- Notre Dame methodically cut into Villanova's lead to mount one of the classic comebacks in the 107-year history of the Irish program. The Irish erased a 20-point first-half deficit and a 16-point halftime deficit. The Irish trailed by 10 points with 5:45 remaining before outscoring the Wildcats 16-6 down the stretch. A three-point play by Atkins gave the Irish their first lead in the second half (57-56) with 1:43 left in regulation and the Irish extended the lead to 60-56 on a Grant three-pointer with 59.9 seconds. Villanova scored the final four points of regulation and tied the game with 0.9 seconds to play in regulation. In overtime, Notre Dame outscored Villanova 14-10 and actually was up eight (73-65) with 15.2 seconds remaining. Once again, it was three consecutive three-point daggers that lifted the Irish to victory. **Pat Connaughton**, who finished with 21 points on a career-high seven three-pointers, provided the first with 2:22 remaining that put the Irish up 65-62 with 2:22 to play. After a Villanova three which tied the game, Grant nailed his third three-pointer of the evening with 1:51 remaining. Connaughton's seventh and final trey gave the Irish a six-point advantage (71-65) with 45.9 seconds.
- Notre Dame nearly erased a 14-point second-half deficit on Saturday at St. John's. The Fighting Irish got to within one of the Red Storm, but could never grab a lead in the contest.

SECOND HALF SHUTDOWNS

- Notre Dame used impressive second-half defensive efforts in recent wins over Villanova (Feb. 18) and West Virginia (Feb. 22).
- Villanova was 5-for-21 (.238) from the field in the second half. The five made field goals matched the fewest ever for an Irish opponent in any half of a BIG EAST contest (regular season or tournament). The Wildcats scored just 21 points in the second stanza.
- The Irish held West Virginia to just 16 points in the second half. That is the lowest second-half total by an Irish opponent this season. The Mountaineers were 6-for-27 (.222) from the field in the period.
- In BIG EAST games this season, Notre Dame has been outscored 467-450 (-17) in the first half of play, but the Irish have a 586-505 (+81) scoring advantage in the second half.

GRANT HAS ALL-AROUND GAME

- Sophomore guard **Jerian Grant**, who is in his first season playing with the Irish after sitting out all of last season, has team-high totals in points (377), assists (147), steals (37) and minutes played (1,069). His 49 made three-pointers also are a team-high total.
- Grant has four 20-plus point efforts of this season (two in BIG EAST play).
- Grant ranks 10th nationally - and second in the BIG EAST - with a 2.83 assist-to-turnover ratio. His 5.3 assist-per-game average in BIG EAST play ranks seventh in the league.
- Grant is shooting a team-best 81.3% (104-128) from the free throw line this season. That mark ranks eighth among all BIG EAST players.

ATKINS ON THE ATTACK

- Sophomore point guard **Eric Atkins** ranks second among all Irish players with a 12.5 points-per-game average this season. He averaged 5.8 ppg. last season as a freshman.
- He has scored 20 or more points in a game three times this season, including a career-high 27 points versus Mississippi Valley State in the season opener.
- He is shooting 36.9% (41-111) from three-point range this season.

PAT PERFORMING FROM THE PERIMETER

- Freshman guard/forward **Pat Connaughton** was 7-for-12 from three-point range in the win at Villanova on Feb. 18. The seven treys were the most for an Irish freshman since Chris Thomas had seven against Rutgers on Feb. 6, 2002. Connaughton's seven three-pointers also were the most for any Irish player this season.
- Connaughton's 21-point performance against Villanova marked his third 20-plus point effort of the season (second in BIG EAST play).
- He matched a career-high total with a game-high 11 rebounds on Monday at Georgetown.

LOGGING MAJOR MINUTES

- Three Irish players - **Eric Atkins** (39.4), **Jerian Grant** (37.7) and **Scott Martin** (37.4) - are averaging over 37 minutes a game in BIG EAST play.
- Atkins has played 40-plus minutes 11 times this season, including eight times in league play. He ranks third in the BIG EAST in minutes played (league games only), while Grant is seventh and Martin is ninth.

Wins Coming By Way of Defense

While offense has been the hallmark of Notre Dame teams under head coach Mike Brey, it's defense that has won games for the Irish this season. The Fighting Irish defense ranks third in the BIG EAST by surrendering just 58.6 points per game in league play. In BIG EAST play, Notre Dame has held its opponents to under 60 points in 10 contests this season and under 50 points in four games. In the 55-42 win over Seton Hall (Jan. 25), the 42 points marked the fewest allowed by an Irish team in BIG EAST play.

Year		OFF PPG.	DEF PPG.
2000-01	Overall	77.9	69.3
	BIG EAST	75.1	69.8
2001-02	Overall	78.8	68.4
	BIG EAST	74.9	71.2
2002-03	Overall	79.2	71.3
	BIG EAST	78.6	76.5
2003-04	Overall	70.5	67.2
	BIG EAST	70.2	68.2
2004-05	Overall	67.3	64.1
	BIG EAST	67.1	66.9
2005-06	Overall	76.4	70.7
	BIG EAST	78.7	76.4
2006-07	Overall	81.0	68.0
	BIG EAST	75.2	69.9
2007-08	Overall	80.3	71.0
	BIG EAST	80.4	75.8
2008-09	Overall	79.3	73.9
	BIG EAST	75.0	75.1
2009-10	Overall	75.3	68.4
	BIG EAST	73.7	71.7
2010-11	Overall	75.2	65.5
	BIG EAST	71.7	66.9
2011-12	Overall	67.1	61.5
	BIG EAST	62.8	58.6

*Notre Dame's 62.8 points per game and 58.6 points allowed in BIG EAST play this season both are the lowest ever during Mike Brey's tenure.

Notre Dame Single-Season Field Goal Percentage Leaders

(Min. 150 Attempts)

1. Bruce Flowers	1978-79	.656
2. Orlando Woolridge	1980-81	.650
3. Keith Robinson	1987-88	.647
4. LaPhonso Ellis	1991-92	.631
5. John Shumate	1973-74	.627
6. Jack Cooley	2011-12	.618
7. Keith Robinson	1989-90	.607
8. Bill Varner	1982-83	.604
9. Bruce Flowers	1975-76	.602
10. Tim Kempton	1982-83	.601

Field Goal Percentage Leaders For A Notre Dame Junior

(Min. 150 Attempts)

1. Jack Cooley	2011-12	.618
2. Adrian Dantley	1975-76	.588
3. Orlando Woolridge	1979-80	.585
4. Donald Royal	1985-86	.583
5. Bill Hanzlick	1978-79	.579

LOCKDOWN DEFENSE

- The Fighting Irish defense ranks third in the BIG EAST by surrendering just 58.6 points per game in league play.
- The Irish boast the top three-point defense (25.9%) in BIG EAST play.

MONUMENTAL MOMENTS

- Notre Dame's recent nine-game win streak has produced some significant achievements for the Fighting Irish program.
- The streak began with a 67-58 home win over #1 Syracuse (Jan. 21). It was Notre Dame's 10th victory all-time against a top-ranked opponent and the first since 1987.
- The Irish snapped Seton Hall's 12-game home win streak in a 55-42 victory on Jan. 25. The Pirates had been 10-0 at home this season. Seton Hall's 42 points were the fewest Notre Dame has ever allowed against a BIG EAST opponent.
- The 50-48 win at Connecticut (Jan. 29) marked the first time in program history that Notre Dame has won consecutive games at Connecticut. It also was just the second win ever at Hartford's XL Center for the Irish.
- The victory over Marquette (Feb. 4) snapped its seven-game win streak and it also marked Notre Dame's first two-game win streak over the Golden Eagles since they joined the BIG EAST in 2005.
- The win at West Virginia (Feb. 8) halted Notre Dame's three-game losing streak in Morgantown.
- Notre Dame overcame a 20-point deficit in a 74-70 overtime win at Villanova (Feb. 18).

BEATING THE BEST

- The Irish have defeated five AP top-25 teams this season. Notre Dame has topped #1 Syracuse (67-58), #11 Louisville (67-65 in 2ot), #15 Marquette (76-59), #22 Pittsburgh (72-59) and #24 Connecticut (50-48).
- Notre Dame is 8-5 against teams currently in the RPI top 50.

COMING THROUGH IN CLOSE GAMES

- Prior to Saturday's three-point loss at St. John's, Notre Dame had won four straight games when the final margin was five points or less. Overall, the Irish are 4-2 this season in games decided by five points or less.
- In fact, dating back to the 2010-11 campaign, Notre Dame is 10-2 in its last 12 games decided by five or fewer points. Last year's squad was a perfect 6-0 in those contests.
- The Irish are 2-0 in overtime games this season. In addition to the 74-70 overtime triumph at Villanova (Feb. 18), Notre Dame won at Louisville, 67-65, in double-overtime on Jan. 7. The Fighting Irish are 9-8 in overtime contests during the Mike Brey era (12 seasons). That includes a 5-1 mark in the last six overtime games.

DRAINING FROM DEEP

- The Fighting Irish are averaging 6.6 made three-pointers per game this season. That places them fourth among all BIG EAST teams.
- Notre Dame has made 10 or more three-pointers in a game five times this season (twice in BIG EAST play). The Irish are 5-0 in those contests.
- The Irish are 7-48 (.146) from three-point range in the last two games, losses at St. John's and Georgetown.

CASHING IN FROM THE CHARITY STRIPE

- Notre Dame ranks third in the BIG EAST with a .715 free throw percentage (all games).

PROTECTING THE ROCK

- Notre Dame ranks sixth nationally - and second among all BIG EAST teams - with a 1.46 assist-to-turnover ratio this season.
- The Irish rank third nationally - and first in the BIG EAST - in fewest turnovers per game (10.0).
- Over the last five games, Notre Dame has only committed 43 turnovers (8.6 per game).
- Notre Dame ranks seventh in BIG EAST play with 14.0 assists per game.
- The Irish have had fewer than 10 turnovers in a game 13 times this season (seven times in BIG EAST play). The Irish have had fewer than 10 turnovers in four of the last five games. Notre Dame had a season-low four turnovers against Sacred Heart (Dec. 19). The BIG EAST low was five at West Virginia (Feb. 8).

SPREADING THE WEALTH

- Seven different Irish players have posted a team-high point total in a game this season.
- Junior forward **Jack Cooley** and sophomore point guard **Eric Atkins** have both led the Irish in scoring a team-best nine times this season.

TOPPING 20

- Seven Notre Dame players - **Tim Abromaitis**, **Eric Atkins**, **Pat Connaughton**, **Jack Cooley**, **Alex Dragicevich**, **Jerian Grant** and **Scott Martin** - have scored 20 or more points in a game this season.
- Cooley has scored 20-plus points a team-best five times this season.

Brey Now Fifth All-Time In BIG EAST Wins

• **Mike Brey** is in his 12th season along the Irish sidelines. He is the third-longest tenured coach in the BIG EAST, behind only Jim Boeheim of Syracuse and Jim Calhoun of Connecticut. Brey stands fifth all-time in career BIG EAST victories (both regular-season and tournament) with his 132-87 (.603) mark. He is one of nine coaches in BIG EAST history to record 100 conference wins.

Taking Care Of The Basketball

Under Irish head coach Mike Brey, Notre Dame always has been a team that has had a high number of assists and very few turnovers. Here's a look at the Irish under Brey:

	<u>FGs</u>	<u>Assts</u>	<u>TOs</u>	<u>Asst/Bskt</u>	<u>Asst/TO</u>
2000-01	814	527	434	.647	1.21
2001-02	934	629	435	.673	1.45
2002-03	917	558	446	.609	1.25
2003-04	766	434	329	.567	1.32
2004-05	671	415	341	.618	1.22
2005-06	772	468	364	.606	1.29
2006-07	869	552	414	.635	1.33
2007-08	914	608	429	.665	1.42
2008-09	988	601	343	.608	1.75
2009-10	918	585	362	.637	1.62
2010-11	843	563	364	.668	1.55
2011-12	693	433	302	.625	1.43

438 and Counting

Notre Dame has made at least one three-pointer in 438 straight contests dating back to the 1998-99 campaign. The Fighting Irish have made at least one three pointer during every game of the Mike Brey era. The last time an Irish team failed to hit a three-pointer in a game was in a 101-70 loss to Connecticut at the Hartford Civic Center on Jan. 12, 1999. Notre Dame finished 0-7 from beyond the arc in that contest.

2011-12 Notre Dame Men's Basketball on the Radio

Fighting Irish Digital Media (FIDM) will originate the Notre Dame Basketball Radio Network in 2011-2012.

Affiliates: WSBT AM 960 (South Bend, Ind.); WLS AM 890 (Chicago, Ill.); WXNT-AM 1430 in Indianapolis, Ind.; WNUY-FM 100.1 (Fort Wayne, Ind.); WRSW ESPN 1480 AM (Warsaw, Ind); WEFM FM 95.9 (Michigan City, Ind.); WLUV-AM 1520 (Rockford, Ill.); WVIL-FM 101.3 (Jacksonville/Peoria, Ill.); WJLS-AM 560 (Beckley, W.Va; WKKX-AM 1600 (Wheeling, W.Va.); SiriusXM Satellite Radio (129) and worldwide on UND.com.

DOUBLE-DUTY

• Freshman guard/forward **Pat Connaughton** also is a pitcher on the Fighting Irish baseball team. Connaughton is the 66th Notre Dame student-athlete to compete in both basketball and baseball and the first to do so since Tom Hansen during the 1973-74 academic year.

• *Baseball America* ranks Connaughton as the 29th best freshman in the country. He is rated as the #4 Major League Baseball draft prospect in the BIG EAST according to *Perfect Game*, which ranks him as a 1-3 round draft pick in 2014.

Irish In The BIG EAST Rankings

(as of games played on Feb. 29)

ALL GAMES

TEAM

(top-5 rankings only)

Assist-To-Turnover Ratio

2. 1.4

Free Throw Percentage

3. .715

3-Point Field Goals Made Per Game

4. 6.6

3-Point Defense

5. .309

Scoring Defense

5. 61.5

INDIVIDUAL

(top-10 rankings only)

Field Goal Percentage

1. Jack Cooley, .618

Offensive Rebounds Per Game

2. Jack Cooley, 3.9

Assist-To-Turnover Ratio

2. Jerian Grant, 2.8

Minutes Played Per Game

4. Eric Atkins, 38.0

Rebounds Per Game

5. Jack Cooley, 8.9

Blocked Shots Per Game

6. Jack Cooley, 1.5

Assists Per Game

8. Jerian Grant, 4.9

Free Throw Percentage

8. Jerian Grant, .813

Defensive Rebounds Per Game

10. Jack Cooley, 5.1

CONFERENCE GAMES ONLY

TEAM

(top-5 rankings only)

3-Point Defense

1. .259

Assist-To-Turnover Ratio

2. 1.4

Scoring Defense

3. 58.6

Scoring Margin

4. +4.1

3-Point Field Goals Made Per Game

4. 6.6

INDIVIDUAL

(top-10 rankings only)

Offensive Rebounds Per Game

1. Jack Cooley, 4.4

Field Goal Percentage

2. Jack Cooley, .615

Rebounds Per Game

2. Jack Cooley, 9.8

Assist-To-Turnover Ratio

2. Jerian Grant, 2.6

9. Eric Atkins, 2.0

Minutes Played Per Game

3. Eric Atkins, 39.4

7. Jerian Grant, 37.7

9. Scott Martin, 37.4

Blocked Shots Per Game

4. Jack Cooley, 1.6

Assists Per Game

7. Jerian Grant, 5.3

Free Throw Percentage

7. Jerian Grant, .826

Defensive Rebounds Per Game

8. Jack Cooley, 5.4

10t. Scott Martin, 5.2

Irish In The NCAA Rankings

(as of games played on Feb. 26)

TEAM

Fewest Turnovers Per Game

3. 10.0

Fewest Personal Fouls Per Game

4. 14.0

Assist-To-Turnover Ratio

6. 1.46

3-Point Defense

39. .307

Scoring Defense

46. 61.5

Assists Per Game

47. 14.7

INDIVIDUAL

Assist-To-Turnover Ratio

10. Jerian Grant, 2.86

Rebounds Per Game

39. Jack Cooley, 9.3

2011-12 BIG EAST STANDINGS

(as of games played on Feb. 29)

	BIG EAST Record	Overall Record
Syracuse#^	16-1	29-1
Marquette^	13-4	24-6
Georgetown*	12-5	22-6
NOTRE DAME*	12-5	20-10
USF*	12-5	19-11
Cincinnati*	11-6	21-9
Louisville*	10-7	22-8
Seton Hall	8-9	19-10
West Virginia	8-9	18-12
Connecticut	7-10	17-12
St. John's	6-11	13-17
Rutgers	5-11	13-16
Pittsburgh	5-12	16-14
Villanova	4-12	11-17
Providence	4-13	15-15
DePaul	2-15	11-18

* - clinched bye to BIG EAST Championship second round

^ - clinched bye to BIG EAST Championship quarterfinals

- clinched regular-season title

Players of the Week

Nov. 21	Herb Pope - Sr., F, Seton Hall
Nov. 28	Kris Joseph - Sr., F, Syracuse
Dec. 5	Hollis Thompson - Jr., F, Georgetown
Dec. 12	Darryl Bryant - Sr., G, West Virginia
Dec. 19	Russ Smith - So., G, Louisville
Dec. 26	Kevin Jones - Sr., F, West Virginia
Jan. 2	Sean Kilpatrick - So., G, Cincinnati
Jan. 9	Darryl Bryant - Sr., G, West Virginia
Jan. 16	Dion Dixon - Sr., G, Cincinnati
Jan. 23	Maalik Wayns - Jr., G, Villanova
Jan. 30	Darius Johnson-Odom - Sr., G, Marquette
Feb. 6	Tray Woodall - Jr., G, Pittsburgh
Feb. 13	Jack Cooley - Jr., F, Notre Dame
Feb. 20	Jae Crowder - Sr., F, Marquette
Feb. 27	Jae Crowder - Sr., F, Marquette

Rookies of the Week

Nov. 21	Jerian Grant - So., G, Notre Dame
Nov. 28	Andre Drummond - Fr., C, Connecticut
Dec. 5	LaDontae Henton - Fr., F, Providence
Dec. 12	LaDontae Henton - Fr., F, Providence
Dec. 19	Andre Drummond - Fr., C, Connecticut
Dec. 26	Andre Drummond - Fr., C, Connecticut
Jan. 2	Eli Carter - Fr., G, Rutgers
Jan. 9	D'Angelo Harrison - Fr., G, St. John's
Jan. 16	Andre Drummond - Fr., C, Connecticut
Jan. 23	JayVaughn Pinkston - Fr., F, Villanova
Jan. 30	Moe Harkless - Fr., F, St. John's
Feb. 6	Pat Connaughton - Fr., G/F, Notre Dame
	Chane Behanan - Fr., F, Louisville
Feb. 13	JayVaughn Pinkston - Fr., F, Villanova
Feb. 20	Anthony Collins - Fr., G, USF
Feb. 27	Moe Harkless - Fr., G/F, St. John's

Notre Dame Weekly Honor Roll Honorees

Eric Atkins - So., G (2/6)
 Jack Cooley - Jr., F (12/12, 12/26, 1/9, 1/23, 2/20)
 Alex Dragicevich - So., G (1/2)
 Jerian Grant - So., G (1/30)

2011-12 BIG EAST Preseason Coaches' Poll

	Pts.
1. Connecticut (7)	209
Syracuse (5)	209
3. Louisville (3)	201
4. Pittsburgh (1)	188
5. Cincinnati	169
6. Marquette	155
7. West Virginia	132
8. Villanova	127
9. NOTRE DAME	114
10. Georgetown	104
11. Rutgers	75
12. St. John's	71
13. Seton Hall	56
14. USF	43
15. Providence	40
16. DePaul	27

First-place votes in parentheses

2011-12 BIG EAST Preseason Awards

PLAYER OF THE YEAR

Ashton Gibbs, Pittsburgh

ROOKIE OF THE YEAR

Andre Drummond, Connecticut

PRESEASON FIRST TEAM

Tim Abromaitis, Notre Dame, F, Gr.

Ashton Gibbs, Pittsburgh, G, Sr.

Jeremy Lamb, Connecticut, G/F, So.

Darius Johnson-Odom, Marquette, G, Sr.

Kris Joseph, Syracuse, F, Sr.

Kevin Jones, West Virginia, F, Sr.

PRESEASON SECOND TEAM

Yancy Gates, Cincinnati, F, Sr.

Alex Oriakhi, Connecticut, F/C, Jr.

Peyton Siva, Louisville, G, Jr.

Scoop Jardine, Syracuse, G, Sr.

Maalik Wayns, Villanova, G, Jr.

HONORABLE MENTION

Andre Drummond, Connecticut, C, Fr.

Shabazz Napier, Connecticut, G, So.

Cleveland Melvin, DePaul, F, So.

Jae Crowder, Marquette, F, Sr.

Augustus Gilchrist, USF, F/C, Sr.

National Polls

Associated Press Top 25 (Feb. 27)

1. Kentucky
2. Syracuse
3. Kansas
4. Duke
5. Michigan State
6. North Carolina
7. Missouri
8. Marquette
9. Baylor
10. Ohio State
11. Georgetown
12. Murray State
13. Michigan
14. Wisconsin
15. Wichita State
16. Florida
17. UNLV
18. Indiana
19. Louisville
20. NOTRE DAME
21. San Diego State
22. Florida State
23. Temple
24. Virginia
25. Creighton

ESPN/USA Today Coaches Poll (Feb. 27)

1. Kentucky
2. Syracuse
3. Duke
4. Kansas
5. Michigan State
6. North Carolina
7. Marquette
8. Missouri
9. Murray State
10. Baylor
11. Ohio State
12. Georgetown
13. Florida
14. Wichita State
15. Wisconsin
16. Michigan
17. UNLV
18. Louisville
19. NOTRE DAME
20. Indiana
21. Saint Mary's
22. Florida State
23. San Diego State
24. Creighton
25. Temple

Bold indicates 2011-12 Irish opponent

Solid Schedule

• Six teams on Notre Dame's 2011-12 schedule are ranked in the latest Associated Press top-25 poll (Feb. 27), including three top-10 squads (#2 Syracuse, #7 Missouri, #8 Marquette). The other ranked Irish opponents are #11 Georgetown, #18 Indiana and #19 Louisville. Notre Dame is 5-5 against ranked opponents this season.

2011-12 GAME-BY-GAME STARTING LINEUP

Date	Opponent (Result)	Starting Lineup	# of Times	Record With Lineup
11/12	Mississippi Valley State (W, 80-67)	Atkins-Brooks-Cooley-Grant-Martin ^	1	1-0
11/14	Detroit (W, 59-53)	Atkins-Brooks-Cooley-Grant-Martin	2	2-0
11/16	Sam Houston State (W, 74-41)	Brooks-Cooley-Dragicvich-Grant-Martin ^	1	1-0
11/18	Delaware State (W, 93-69)	Connaughton-Cooley-Dragicvich-Grant-Martin ^	1	1-0
11/21	Missouri (L, 58-87)	Abromaitis-Atkins-Cooley-Grant-Martin ^	1	0-1
11/22	Georgia (L, 57-61)	Abromaitis-Atkins-Cooley-Grant-Martin	2	0-2
11/27	Bryant (W, 84-59)	Atkins-Brooks-Connaughton-Grant-Martin ^	1	1-0
11/30	Gonzaga (L, 53-73)	Atkins-Brooks-Cooley-Grant-Martin	3	2-1
12/4	Maryland (L, 71-78)	Atkins-Brooks-Grant-Knight-Martin ^	1	0-1
12/8	Maine (W, 87-78)	Atkins-Brooks-Grant-Knight-Martin	2	1-1
12/10	Dartmouth (W, 65-47)	Atkins-Connaughton-Cooley-Dragicvich-Knight ^	1	1-0
12/17	Indiana (L, 58-69)	Atkins-Cooley-Dragicvich-Grant-Martin ^	1	0-1
12/19	Sacred Heart (W, 106-65)	Atkins-Cooley-Dragicvich-Grant-Martin	2	1-1
12/27	Pittsburgh (W, 72-59)	Atkins-Cooley-Dragicvich-Grant-Martin	3	2-1
1/4	Cincinnati (L, 55-71)	Atkins-Cooley-Dragicvich-Grant-Martin	4	2-2
1/7	Louisville (W, 67-65 2OT)	Atkins-Cooley-Dragicvich-Grant-Martin	5	3-2
1/10	USF (W, 60-49)	Atkins-Cooley-Dragicvich-Grant-Martin	6	4-2
1/14	Connecticut (L, 53-67)	Atkins-Cooley-Dragicvich-Grant-Martin	7	4-3
1/16	Rutgers (L, 58-65)	Atkins-Brooks-Cooley-Grant-Martin	4	2-2
1/21	Syracuse (W, 67-58)	Atkins-Connaughton-Cooley-Grant-Martin ^	1	1-0
1/25	Seton Hall (W, 55-42)	Atkins-Connaughton-Cooley-Grant-Martin	2	2-0
1/29	Connecticut (W, 50-48)	Atkins-Connaughton-Cooley-Grant-Martin	3	3-0
2/4	Marquette (W, 76-59)	Atkins-Connaughton-Cooley-Grant-Martin	4	4-0
2/8	West Virginia (W, 55-51)	Atkins-Connaughton-Cooley-Grant-Martin	5	5-0
2/11	DePaul (W, 84-76)	Atkins-Connaughton-Cooley-Grant-Martin	6	6-0
2/15	Rutgers (W, 71-53)	Atkins-Connaughton-Cooley-Grant-Martin	7	7-0
2/18	Villanova (W, 74-70 OT)	Atkins-Connaughton-Cooley-Grant-Martin	8	8-0
2/22	West Virginia (W, 71-44)	Atkins-Connaughton-Cooley-Grant-Martin	9	9-0
2/25	St. John's (L, 58-61)	Atkins-Connaughton-Cooley-Grant-Martin	10	9-1
2/27	Georgetown (L, 41-59)	Atkins-Connaughton-Cooley-Grant-Martin	11	9-2

^ - Indicates first time that lineup was used

The Irish have used nine different starting lineups this season (30 games).

Injuries And Illness Inflicted The Irish Early

Notre Dame suffered through a rash of illness and injuries during the early portion of the 2011-12 campaign. Five of Notre Dame's 10 scholarship players missed a game by the ninth contest of the season. Here is the breakdown of the games missed:

	Games Missed	Reason
Tim Abromaitis*	28	NCAA Suspension (4 games) Torn ACL (24 games)
Eric Atkins	2	Illness
Joey Brooks	1	Illness
Jack Cooley	1	Illness
Scott Martin	1	Concussion

* - Will miss remainder of season with torn ACL

Shuffling The Lineup

- Notre Dame has used nine different starting lineups this season (out of 30 games played). **Jerian Grant** and **Scott Martin** both have a team-high 29 starts this season.
- The quintet of **Eric Atkins**, **Pat Connaughton**, **Jack Cooley**, **Jerian Grant** and **Scott Martin** has started the last 11 games - and 11 games overall this season. The Irish are 9-2 with that starting lineup.
- Six different Irish players - **Joey Brooks** (Jr./G), **Jack Cooley** (Jr./F), **Tom Knight** (Jr./F), **Jerian Grant** (So./G), **Alex Dragicvich** (So./G) and **Pat Connaughton** (Fr./G-F) - have made their first career start this season.

Atkins Added As Captain

On December 26, sophomore point guard **Eric Atkins** was named Notre Dame's third captain for the 2011-12 season. Seniors **Tim Abromaitis**, who is out for the remainder of the campaign due to a torn ACL, and **Scott Martin** are the other Fighting Irish captains.

Instant Impact

Pat Connaughton and **Jerian Grant** became the fifth and sixth Notre Dame rookies to score 20-plus points in a game during the Mike Brey era (12 seasons). Here is the list of Irish freshmen/first-year players who have accomplished the feat in the Brey era:

Player	Season	20+ Games	30+ Games	High
Chris Thomas (G)	2001-02	9	2	32
Torin Francis (F)	2002-03	4	-	25
Luke Harangody (F)	2006-07	3	-	22
Tory Jackson (G)	2006-07	2	-	21
Jerian Grant* (G)	2011-12	4	-	22
Pat Connaughton (G/F)	2011-12	3	-	24

* - A sophomore with rookie status since he did not play during his freshman season in 2010-11.

- **Pat Connaughton's** seven made three-pointers against Villanova (Feb. 18) were the most for an Irish freshman since Chris Thomas had seven against Rutgers on Feb. 6, 2002.
- With his 23-point, 11-rebound effort against Marquette (Feb. 4), Connaughton became the first Notre Dame true freshman to record a double-double since Luke Harangody's 20-point, 11-rebound performance on March 8, 2007 versus Syracuse in the BIG EAST tournament. Connaughton's 23 points were the most for a Notre Dame player in a BIG EAST game this season.
- Connaughton's 24 points against Sam Houston State (Nov. 16) were the most for a Notre Dame freshman since Torin Francis had 25 against Arizona in the Sweet 16 of the 2003 NCAA Tournament (March 27, 2003).
- Connaughton's 24 points against Sam Houston State were the most bench points by an Irish player since Chris Quinn netted 25 against Quinnipiac during the 2003-04 campaign (Dec. 23, 2003).

ALL ABOUT ABRO

IN THE IRISH RECORD BOOK

Three-Point Field Goals Made

1.	Colin Falls	2003-07	331
2.	Chris Thomas	2001-05	302
3.	Matt Carroll	1999-03	301
4.	Kyle McAlarney	2005-09	298
5.	David Graves	1998-02	259
6.	Ryan Hoover	1992-96	248
7.	Chris Quinn	2002-05	239
8.	Ryan Ayers	2005-09	170
9.	Martin Ingelsby	1997-01	167
10.	Tim Abromaitis	2007-11	160
11.	Ben Hansbrough	2009-11	154
12.	Russell Carter	2003-07	139
13.	Luke Zeller	2005-09	107
14.	Tory Jackson	2006-10	103
15.	Pat Garrity	1994-98	100
16.	Antoni Wyché	1995-99	93
17.	Elmer Bennett	1988-92	91
18.	Jordan Cornette	2001-05	74
19.	Joe Fredrick	1986-90	73
20.	Rob Kurz	2004-08	72

Three-Point Field Goals Attempted

1.	Chris Thomas	2001-05	833
2.	Colin Falls	2003-07	826
3.	Matt Carroll	2002-03	762
4.	Kyle McAlarney	2005-09	687
5.	Ryan Hoover	1992-96	680
6.	David Graves	1998-02	630
7.	Chris Quinn	2002-06	573
8.	Ryan Ayers	2005-09	401
9.	Martin Ingelsby	1997-01	394
10.	Tim Abromaitis	2007-11	390
11.	Ben Hansbrough	2009-11	362
12.	Russell Carter	2003-07	342
13.	Antoni Wyché	1995-99	333
14.	Tory Jackson	2006-10	320
15.	Luke Zeller	2005-09	297
16.	Pat Garrity	1994-98	279
17.	Elmer Bennett	1988-92	259
18.	Jordan Cornette	2001-05	245
19.	Troy Murphy	1998-01	191
20.	Pete Miller	1993-97	190

Three-Point Field Goal Percentage (Min. 120 Attempted)

1.	Joe Fredrick	1986-90	.490
2.	Kyle McAlarney	2005-09	.434
3.	Ben Hansbrough	2009-11	.425
4.	Ryan Ayers	2005-09	.424
	Martin Ingelsby	1997-01	.424
6.	Chris Quinn	2002-06	.417
7.	David Graves	1998-02	.411
8.	Tim Abromaitis	2007-11	.410
9.	Rob Kurz	2004-08	.409
10.	David Rivers	1984-88	.406
	Russell Carter	2003-07	.406
12.	Colin Falls	2003-07	.401
13.	Keith Friel	1996-98	.397
14.	Matt Carroll	1999-03	.395
15.	Jamere Jackson	1987-90	.380
	Jonathan Peoples	2006-10	.377
17.	Kevin Ellery	1988-91	.372
18.	Carl Cozen	1991-94	.370
19.	Ryan Hoover	1993-96	.365
20.	Chris Thomas	2001-05	.363



Abro Out

• Forward **Tim Abromaitis** suffered a torn anterior cruciate ligament (ACL) in his right knee at a morning team practice on Nov. 25 and will miss the remainder of the 2011-12 campaign. Abromaitis, who is in his fifth season with the Irish, had played in two games (Missouri and Georgia) and was averaging 14.0 points and 7.0 rebounds. He had missed Notre Dame's first four games due to a misunderstanding of a technicality in an NCAA rule governing seasons of competition that dated back to the 2008-09 campaign when he played in the first two exhibitions of his sophomore campaign and then sat out the remainder of that season.

• Abromaitis was selected to the 2011-12 preseason watch lists for both the John R. Wooden Award and the Naismith Trophy. Both awards are presented annually to the national player of the year. He also was named to the six-man preseason All-BIG EAST First Team. In addition, the Irish forward is one of 30 candidates up for the Lowe's Senior CLASS Award.

Tim Abromaitis Honors and Awards

- 2011-12 Preseason All-BIG EAST First Team
- John R. Wooden Award Preseason Top 50 List (2011-12)
- Naismith Trophy Preseason Watch List (2011-12)
- Lowe's Senior CLASS Award Candidate (2011-12)
- Capital One First Team Academic All-American (2011)
- *ESPN The Magazine* First Team Academic All-American (2010)
- BIG EAST Scholar Athlete of the Year (2010 & 2011)
- BIG EAST Sports Excellence Award (2010 & 2011)
- Third Team All-BIG EAST (2011)
- BIG EAST Honorable Mention (2010)
- Four-Time BIG EAST Weekly Honor Roll Selection
- Four-Time BIG EAST Academic All-Star
- Notre Dame Club of St. Joseph Valley Rockne Student-Athlete Award (2010 & 2011)
- Notre Dame Co-Most Improved Player Award (2010)
- Team Captain (2010-11, 2011-12)
- Old Spice Classic MVP (2010)
- Graduate of Notre Dame's Mendoza College of Business
 - Bachelor's Degree in Finance (2010) - 3.73 GPA
 - MBA (2011)
- 2011 World University Games Participant
 - Started three games and averaged 6.4 ppg and 4.3 rpg.
 - Team USA posted a 7-1 record (fifth-place finish)

HOME SWEET HOME

NOTRE DAME KNOCKS OFF #1 AGAIN

Home Winning Percentage Leaders Since the Beginning of 2006-07 Season (as of games played on Feb. 29)

	Team	Wins	Losses	Percentage
1.	Kansas	105	4	96.33
2.	Utah State	94	6	94.00
3.	NOTRE DAME	99	7	93.40
4.	BYU	89	7	92.71
5.	Memphis	107	9	92.24
6.	Duke	93	8	92.08
7.	Michigan State	91	8	91.92
8.	Xavier	85	8	91.40
9.	Ohio State	105	10	91.30
10.	Wisconsin	92	10	90.20

- Notre Dame is 34-1 in its last 35 home games.
- The Fighting Irish concluded their 2010-11 home slate with a perfect 17-0 mark. It's the third undefeated season at Purcell Pavilion at the Joyce Center in the last five years and the fifth overall for Notre Dame since the building opened at the start of the 1968-69 campaign. The other perfect home seasons occurred in: 1973-74 (15-0), 1985-86 (15-0), 2006-07 (18-0) and 2007-08 (17-0).
- Over the course of the last five seasons, Notre Dame is the only school nationally to go undefeated at home in three seasons (Duke and Kansas have done it twice).

BIG EAST Home Records in League Play Since the Beginning of 2006-07 Season (as of games played on Feb. 29)

	Team	Wins	Losses	Percentage
1.	NOTRE DAME	46	6	88.46
2.	Louisville	43	10	81.13
3.	Pittsburgh	42	11	79.25
4.	Marquette	40	12	76.92
	Syracuse	40	12	76.92
6.	West Virginia	39	14	73.58
	Georgetown	39	14	73.58
8.	Connecticut	37	15	71.15
9.	Villanova	33	19	63.46
10.	Cincinnati	30	23	56.60
11.	Seton Hall	28	25	52.83
12.	St. John's	27	26	50.94
13.	Providence	25	28	47.17
14.	USF	23	29	44.23
15.	Rutgers	15	36	29.41
16.	DePaul	12	40	23.08

- The 67-58 win over Syracuse on Jan. 21 was Notre Dame's 10th all-time against a top-ranked team. Notre Dame is 10-23 all-time against No. 1 ranked teams. Eight of the victories have come against the top-ranked team in the Associated Press poll, which is the ranking the NCAA uses to recognize wins over No. 1 teams. The eight wins are tied for fourth nationally.
- It was Notre Dame's first win over a No. 1 since topping North Carolina, 60-58, on Feb. 1, 1987 inside Purcell Pavilion.
- Notre Dame has won an NCAA record six straight home games against No. 1 teams. The Irish are 7-3 at home against top-ranked teams.
- It was the third time an un-ranked Irish squad defeated a No. 1 team in 18 tries.
- Notre Dame never trailed in the win over Syracuse. The largest Irish lead was 18 points (35-17 with 1:28 left in the first half).

WHAT A RUN

- The Irish have gone 69-36 (.657) in BIG EAST regular-season play over the past six seasons.
- The 14 regular-season BIG EAST victories in 2010-11 tied the program standard. The Fighting Irish went 14-4 in BIG EAST play in 2007-08.
- Notre Dame's 15 BIG EAST wins (14 regular season, 1 tournament) last season were the most in program history (combined regular season and tournament).
- Last season's 27 wins overall (27-7) were the most in the modern era of Fighting Irish basketball. Notre Dame's highest win total ever was 33 (33-7) in 1908-09.

POSTSEASON STRETCH

Notre Dame has earned appearances in the postseason in each of the last 12 seasons, which marks the longest stretch in school history. The Irish have been to the NCAA Tournament on seven occasions and the National Invitation Tournament (NIT) five times during this current stretch. Under head coach **Mike Brey**, Notre Dame has played in the NAAs seven times and NIT four times.

107 YEARS AND STRONG

The 2011-12 campaign marks the 107th season of basketball at Notre Dame and the 17th season as a member of the BIG EAST Conference. Notre Dame teams have posted an all-time record of 1721-937 for a .647 winning percentage. In 16-plus seasons as a member of the BIG EAST, the Irish own a 159-130 (.550) record in conference regular-season play.

IRISH ENJOYING SUCCESSFUL RUN IN LEAGUE PLAY

BIG EAST Records Since the Beginning of 2006-07 Season (as of games played on Feb. 29)

	Overall	Wins	Losses	Percentage
1.	Syracuse	159	49	.764
2.	Pittsburgh	156	52	.750
3.	Louisville	148	56	.725
4.	Georgetown	140	56	.714
5.	NOTRE DAME	140	60	.700
	Marquette	142	61	.700
7.	West Virginia	146	63	.699
8.	Connecticut	138	65	.680
9.	Villanova	131	69	.655
10.	Cincinnati	108	86	.557
11.	Seton Hall	98	87	.530
12.	Providence	94	94	.500
13.	St. John's	93	98	.487
14.	USF	82	106	.436
15.	Rutgers	75	110	.405
16.	DePaul	67	120	.358

	BIG EAST (regular season)	Wins	Losses	Percentage
1.	Louisville	74	30	.712
2.	Syracuse	73	32	.695
3.	Pittsburgh	70	35	.667
4.	NOTRE DAME	69	36	.657
5.	Georgetown	67	38	.638
6.	Marquette	66	38	.635
7.	West Virginia	62	43	.590
8.	Villanova	57	47	.548
9.	Connecticut	56	48	.538
10.	Cincinnati	47	58	.448
11.	Seton Hall	42	63	.400
12.	St. John's	41	64	.390
13.	Providence	36	69	.343
14.	USF	34	71	.324
15.	Rutgers	23	81	.221
16.	DePaul	20	84	.192

Last Notre Dame Win/Loss Versus Ranked Opponent in Associated Press Poll

	<u>Date</u>	<u>Opponent (Location)</u>	<u>Score</u>				
Win vs. #1	1-21-12	Syracuse (H)	67-58	Win vs. #20	1-15-98	West Virginia (A)	74-72
Loss vs. #1	11-26-08	(8) North Carolina (LC)!	87-102	Loss vs. #20	1-12-09	(12) Louisville (A)	73-87
Win vs. #2	1-24-11	(15) Pittsburgh (A)	56-51	Win vs. #21	1-9-07	(22) West Virginia (H)	61-58
Loss vs. #2	2-28-09	Connecticut (A)	65-72	Loss vs. #21	11-21-11	Missouri (KC)	58-87
Win vs. #3	3-3-90	Missouri (H)	98-67	Win vs. #22	12-27-11	Pittsburgh (H)	72-59
Loss vs. #3	1-27-10	Villanova (A)	90-72	Loss vs. #22	3-16-07	Winthrop (SA)\$	64-74
Win vs. #4	12-7-06	Alabama (H)	99-85	Win vs. #23	12-3-06	Maryland (VC)@	81-74
Loss vs. #4	2-7-04	Pittsburgh (H)	58-66	Loss vs. #23	3-8-06	Georgetown (MSG)*	63-67
Win vs. #5	2-12-09	Louisville (H)	90-57	Win vs. #24	1-29-12	Connecticut (A)	50-48
Loss vs. #5	1-1-11	(15) Syracuse (A)	58-70	Loss vs. #24	3-5-05	Pittsburgh (H)	77-85
Win vs. #6	11-25-08	(8) Texas (LC)!	81-80	Win vs. #25	3-10-11	(4) Cincinnati (MSG)*	89-51
Loss vs. #6	1-6-03	(5) Pittsburgh (A)	55-72	Loss vs. #25	3-13-08	Marquette (MSG)*	79-89
Win vs. #7	2-2-82	San Francisco (H)	75-66	<i>Event/Location Notes</i>			
Loss vs. #7	3-12-10	West Virginia (MSG)*	51-53	\$ - NCAA Tournament			
Win vs. #8	1-4-11	(14) Connecticut (H)	73-70	* - BIG EAST Tournament			
Loss vs. #8	1-17-09	(12) Syracuse (A)	74-93	! - Maui Invitational			
Win vs. #9	12-29-10	(15) Georgetown (H)	69-55	^ - SEC/BIG EAST Invitational			
Loss vs. #9	3-9-07	(20) Georgetown (MSG)*	82-84	@ - BB&T Classic			
Win vs. #10	2-21-01	(18) Boston College (H)	76-75	(H) - Home			
Loss vs. #10	1-2-10	Connecticut (A)	70-82	(A) - Away			
Win vs. #11	1-7-12	Louisville (A) (2ot)	67-65	(LC) - Lahaina Civic Center (Maui)			
Loss vs. #11	2-27-12	(20) Georgetown (A)	41-59	(MCI) - MCI Center (Washington, D.C.)			
Win vs. #12	2-24-10	Pittsburgh (H)	68-53	(MSG) - Madison Square Garden (New York, N.Y.)			
Loss vs. #12	3-4-03	Syracuse (A)	88-92	(KC) - Kansas City, Mo.			
Win vs. #13	12-2-02	Marquette (H)	92-71	(D) - Dayton, Ohio			
Loss vs. #13	2-28-08	(17) Louisville (A)	85-90	(BFC) - Big Four Classic (Indianapolis, Ind.)			
Win vs. #14	12-5-87	Louisville (BFC)	69-54	(FH) - Freedom Hall (Louisville, Ky.)			
Loss vs. #14	3-11-11	(4) Louisville (MSG)* (ot)	77-83	(PC) - Pepsi Center (Denver, Colo.)			
Win vs. #15	2-4-12	Marquette (H)	76-59	(SA) - Spokane Arena (Spokane, Wash.)			
Loss vs. #15	2-7-09	UCLA (A)	63-89	(VC) - Verizon Center (Washington, D.C.)			
Win vs. #16	3-5-11	(8) Connecticut (A)	70-67	(CC) - Crossroads Classic (Indianapolis, Ind.)			
Loss vs. #16	1-18-03	(10) Kentucky (A)	73-88	<i>Note - Number before opponent indicates Notre Dame's AP ranking at the time of the game</i>			
Win vs. #17	3-7-70	(15) Ohio U. (D)\$	112-82	Bold italics indicates result from this season			
Loss vs. #17	1-14-12	Connecticut (H)	53-67				
Win vs. #18	1-26-08	Villanova (A)	90-80				
Loss vs. #18	12-17-11	Indiana (CC)	58-69				
Win vs. #19	2-28-11	(8) Villanova (H)	93-72				
Loss vs. #19	11-30-11	Gonzaga (A)	53-73				

THE MIKE BREY FILE

2011 AP, Basketball Times & Henry Iba Coach of the Year

2007, 2008 & 2011 BIG EAST Coach of the Year

Third Longest Tenured Coach in BIG EAST

Record at Notre Dame: 258-130 (.665)

Overall Record: 357-182 (.662)

WHAT HIS TEAMS HAVE DONE:

9 NCAA Tournament Appearances

14 Total Postseason Appearances (5 NIT)

3 BIG EAST Players of the Year

(Troy Murphy '01 / Luke Harangody '08 / Ben Hansbrough '11)

10 First-Team All-BIG EAST Honorees



IRISH UNDER MIKE BREY:

IN OVERTIME GAMES: 9-8

at Georgetown (2/9/02)	W	116-111 (4 OT)
at Boston College (1/25/03)	W	101-96
vs. Georgetown (2/1/03)	W	93-92 (2OT)
at Pittsburgh (1/4/06)	L	97-100 (2OT)
vs. Georgetown (1/24/06)	L	82-85 (2OT)
at Louisville (2/4/06)	L	86-89
at Connecticut (2/21/06)	L	74-75
at Michigan (3/20/06)	L	84-87 (2OT)
vs. Providence (1/31/08)	W	81-74
at Louisville (1/12/09)	L	73-87
at Louisville (2/17/10)	L	89-91 (2OT)
at Marquette (3/6/10)	W	63-60
vs. Georgia (11/25/10)	W	89-83 (2OT)
vs. Louisville (2/9/11)	W	89-79
vs. Louisville (3/11/11)	L	77-83
at Louisville (1/7/12)	W	67-65 (2OT)
at Villanova (2/18/12)	W	74-70

IN GAMES DECIDED BY ...

1 point	12-11
2 points	8-11
3 points	16-17
4 points	6-7
5 points	7-7
6 points	12-6
7 points	17-9
8 points	7-10
9 points	9-4
10 points	13-6
11-15 points	52-26
16-20 points	30-12
21-30 points	32-4
31-40 points	26-0
41-50 points	11-0
50+points	0-0
Total	258-130

ON THE ROAD ...

	Away	Neutral	Overall
2011-12	5-5	0-4	5-9
2010-11	5-4	5-3	10-7
2009-10	3-6	3-3	6-9
2008-09	3-8	3-4	6-12
2007-08	5-4	3-4	8-8
2006-07	3-5	3-3	6-8
2005-06	4-7	0-2	4-9
2004-05	4-6	0-1	4-7
2003-04	6-5	2-1	8-6
2002-03	4-5	6-3	10-8
2001-02	8-4	5-3	13-7
2000-01	6-4	2-2	8-6
Totals	56-63	32-33	88-96

VS. RANKED OPPONENTS:

2011-12	5-5
2010-11	8-3
2009-10	4-4
2008-09	3-9
2007-08	2-6
2006-07	4-2
2005-06	1-7
2004-05	2-5
2003-04	2-8
2002-03	5-6
2001-02	3-6
2000-01	4-3
Totals	43-64 (.402)

NOTRE DAME SEASON-BY-SEASON UNDER BREY:

	Overall	BIG EAST (regular season)
2000-01	20-10	11-5 (1st place-West Division)
2001-02	22-11	10-6 (2nd place-West Division)
2002-03	24-10	10-6 (t-3rd place-West Division)
2003-04	19-13	9-7 (7th place)
2004-05	17-12	9-7 (6th place)
2005-06	16-14	6-10 (t-11th place)
2006-07	24-8	11-5 (4th place)
2007-08	25-8	14-4 (t-2nd place)
2008-09	21-15	8-10 (t-9th place)
2009-10	23-12	10-8 (t-7th place)
2010-11	27-7	14-4 (2nd place)
2011-12	20-10	12-5
	258-130 (.665)	124-77 (.617)

MIKE BREY IN THE BIG EAST RANKINGS:

BIG EAST Coaching Percentage

Regular Season and BIG EAST Tournament

	W-L	Pct.	Yrs.	Tour.	Pct.
1. Jamie Dixon, Pittsburgh	114-57	.667	9	11-7	.611
2. Jim Boeheim, Syracuse	400-212	.654	33	46-27	.630
3. John Thompson, Georgetown	231-123	.653	20	33-13	.717
4. Buzz Williams, Marquette	50-28	.641	4	5-3	.625
5. Lou Carnesecca, St. John's	139-80	.635	13	12-11	.522
6. Jim Calhoun, Connecticut	309-182	.629	26	33-18	.647
7. Rick Pitino, Providence/Louisville	104-62	.627	9	7-7	.500
8. John Thompson III, Georgetown	96-58	.623	8	11-6	.647
9. Mike Jarvis, St. John's	57-36	.613	5	7-4	.636
10. Tom Crean, Marquette	34-22	.607	3	3-3	.500
11. Bob Huggins, West Virginia	60-39	.606	5	7-3	.700
12. Mike Brey, Notre Dame	131-88	.598	12	7-11	.388
13. Ben Howland, Pittsburgh	43-29	.597	4	8-3	.727
14. Jay Wright, Villanova	111-91	.550	11	8-10	.444

BIG EAST Coaching Wins

Regular Season and BIG EAST Tournament

	W-L	Pct.	Yrs.	Tour.	Pct.
1. Jim Boeheim, Syracuse	400-212	.654	33	46-27	.630
2. Jim Calhoun, Connecticut	309-182	.629	26	33-18	.647
3. John Thompson, Georgetown	231-123	.653	20	33-13	.717
4. Lou Carnesecca, St. John's	139-80	.635	13	12-11	.522
5. Mike Brey, Notre Dame	131-88	.598	12	7-11	.388
6. Rollie Massimino, Villanova	123-92	.572	12	13-12	.520
7. Jamie Dixon, Pittsburgh	114-57	.667	9	11-7	.611
8. Jay Wright, Villanova	111-91	.550	11	8-10	.444
9. Rick Pitino, Providence/Louisville	104-62	.627	9	7-7	.500
10. Steve Lappas, Villanova	97-79	.551	9	10-8	.556

Bold indicates active BIG EAST head coach

Notre Dame Highs and Lows Under Mike Brey

Notre Dame – Team Game Highs (1st Half)

Points	62 vs. Loyola-Chicago (11/22/00)
Field Goals Made	62 vs. Georgia Southern (11/12/10)*
Field Goals Attempted	24 vs. IPFW (11/10/06)*
Field Goal Percentage	24 vs. Syracuse (1/30/07)
3 PT Field Goals Made	43 vs. New Hampshire (11/16/01)*
3 PT Field Goals Attempted	43 vs. Syracuse (1/30/07)
3 PT Field Goals Percentage	75.0% (18-24) vs. West Virginia (1/9/10)*
Free Throws Made	14 vs. South Dakota (12/2/08)*
Free Throws Attempted	23 vs. South Dakota (12/2/08)*
Free Throw Percentage	85.7% (6-7) vs. West Virginia (1/9/10)*
Total Rebounds	18 vs. Liberty (11/22/09)*
Offensive Rebounds	18 vs. Maine (11/22/10)*
Defensive Rebounds	24 vs. Liberty (11/22/09)*
Assists	100.0% on 22 occasions
Steals	32 vs. Chicago State (11/17/10)*
Blocked Shots	15 vs. Savannah State (12/2/08)*
Turnovers	24 vs. Northern Illinois (12/8/07)*
Fouls	19 vs. Canisius (12/19/00)*
	12 vs. New Hampshire (11/16/01)*
	13 vs. Belmont (11/17/02)*
	14 vs. Monmouth (11/16/07)
	14 vs. St. John's (1/16/11)
	13 vs. St. John's (1/16/11)

Notre Dame – Team Game Highs (2nd Half)

Points	68 vs. Georgetown (4OT) (2/9/02)
Field Goals Made	24 vs. Pittsburgh (1/4/06)
Field Goals Attempted	63 vs. Georgetown (4OT) (2/9/02)
Field Goal Percentage	72.0% vs. Lafayette (11/14/06)
3 PT Field Goals Made	72.0% (18-25) vs. Pittsburgh (12/27/11)
3 PT Field Goals Attempted	11 vs. St. John's (3/6/04)
3 PT Field Goals Percentage	11 vs. North Carolina (11/26/08)
Free Throws Made	24 vs. Pittsburgh (1/4/06)
Free Throws Attempted	24 vs. Pittsburgh (1/4/06)
Free Throw Percentage	75.0% (6-8) vs. Connecticut (2/21/05)
Total Rebounds	27 vs. Seton Hall (2/18/06)
Offensive Rebounds	32 vs. California (11/26/10)
Defensive Rebounds	100.0% on seven occasions
Assists	34 vs. Seton Hall (1/8/01)
Steals	15 vs. Army (12/19/04)*
Blocked Shots	25 vs. Sacred Heart (11/18/00)*
Turnovers	16 vs. Army (12/19/04)*
Fouls	16 vs. Maine (11/22/10)*
	14 vs. New Hampshire (11/16/01)*
	6 on three occasions
	13 vs. Niagara (12/21/05)*
	13 vs. Marquette (1/12/08)
	26 vs. Pittsburgh (1/4/06)

Notre Dame – Team Game Highs (Total)

Points	116 vs. Georgetown (4OT) (2/9/02)
Field Goals Made	42 vs. Canisius (12/19/00)*
Field Goals Attempted	94 vs. Georgetown (4OT) (2/9/02)
Field Goal Percentage	66.7% (34-51) vs. Pittsburgh (1/30/02)*
3 PT Field Goals Made	20 vs. Villanova (2/28/11)*#
3 PT Field Goals Attempted	44 vs. Canisius (12/22/00)
3 PT Field Goals Percentage	72.7% (16-22) vs. Loyola Chicago (11/22/00)*#
Free Throws Made	33 vs. Seton Hall (2/18/06)
Free Throws Attempted	45 vs. Columbia (12/23/05)*
Free Throw Percentage	100% (5-5) vs. Illinois (3/22/03)
Total Rebounds	100% (19-19) vs. Villanova (1/8/05)*#
Offensive Rebounds	64 vs. Georgetown (4OT) (2/9/02)
Defensive Rebounds	24 vs. Seton Hall (1/8/01)
Assists	41 vs. Northern Illinois (12/8/07)*
Steals	32 vs. Canisius (12/19/00)*#
Blocked Shots	26 vs. New Hampshire (11/16/01)*#
Turnovers	19 vs. Belmont (12/17/02)*#
Fouls	24 vs. Marquette (1/12/08)
	32 vs. Pittsburgh (1/4/06)

Notre Dame – Team Game Lows (1st Half)

Points	17 vs. Connecticut (3/3/10)*
Field Goals Made	4 vs. St. John's (1/16/11)
Field Goals Attempted	4 vs. Indiana (12/17/11)
Field Goal Percentage	14 vs. St. John's (1/16/11)
3 PT Field Goals Made	18.8% (6-32) vs. Connecticut (2/21/04)
3 PT Field Goals Attempted	0 four occasions
3 PT Field Goals Percentage	0 vs. St. Louis (11/28/09)
Free Throws Made	0.0% on four occasions
Free Throws Attempted	0 on 12 occasions
Free Throw Percentage	0 on eight occasions
Total Rebounds	0.0% on 12 occasions
Offensive Rebounds	9 vs. UCF (12/6/09)*
Defensive Rebounds	9 vs. Pittsburgh (3/11/10)
Assists	0 vs. West Virginia (1/9/10)*
Steals	6 vs. Louisville (2/17/10)
Blocked Shots	1 vs. Villanova (1/27/07)*
Turnovers	0 on 10 occasions
Fouls	0 on 38 occasions
	0 vs. DePaul (1/23/10)*
	0 vs. Samford (12/30/04)*

Notre Dame – Team Game Lows (2nd Half)

Points	18 vs. Pittsburgh (3/11/10)
Field Goals Made	5 vs. West Virginia (1/9/10)*
Field Goals Attempted	5 vs. Pittsburgh (3/11/10)
Field Goal Percentage	13 vs. Pittsburgh (3/11/10)
3 PT Field Goals Made	21.4% (6-28) vs. Harvard (11/19/04)*
3 PT Field Goals Attempted	0 on six occasions
3 PT Field Goals Percentage	2 vs. Rutgers (2/6/11)*
Free Throws Made	0.0% on six occasions
Free Throws Attempted	0 vs. Pittsburgh (1/12/04)
Free Throw Percentage	0 vs. Indiana (11/24/08)
Total Rebounds	0 vs. Old Dominion (3/18/10)
Offensive Rebounds	0 vs. Indiana (11/24/08)
Defensive Rebounds	0 vs. Old Dominion (3/18/10)
Assists	0 vs. Indiana (11/24/08)
Steals	0 vs. Old Dominion (3/18/10)
Blocked Shots	0 on four occasions
Turnovers	7 vs. Rutgers (3/1/03)
Fouls	2 on six occasions
	4 vs. Rutgers (3/1/03)
	0 vs. Harvard (11/19/04)
	0 on 13 occasions
	0 on 33 occasions
	0 vs. West Virginia (3/10/04)
	0 vs. Cincinnati (3/10/11)
	3 on three occasions

Notre Dame – Team Game Lows (Total)

Points	41 vs. Washington State (3/22/08)
Field Goals Made	41 vs. Georgetown (2/27/12)
Field Goals Attempted	13 on three occasions
Field Goal Percentage	34 vs. Pittsburgh (3/11/10)
3 PT Field Goals Made	24.5% (13-53) vs. Washington State (3/22/08)
3 PT Field Goals Attempted	1 vs. Pittsburgh (2/3/01)
3 PT Field Goals Percentage	1 vs. California (11/26/10)
Free Throws Made	8 vs. Pittsburgh (2/3/01)
Free Throws Attempted	5.0% (1-20) vs. California (11/26/10)
Free Throw Percentage	1 vs. Connecticut (2/28/09)
Total Rebounds	3 vs. Old Dominion (3/18/10)
Offensive Rebounds	3 vs. Old Dominion (3/18/10)
Defensive Rebounds	20.0% (1-5) vs. Connecticut (2/28/09)
Assists	21 vs. Rutgers (3/1/03)
Steals	3 vs. DePaul (12/14/02)*
Blocked Shots	3 vs. Sam Houston State (11/16/11)*
Turnovers	14 vs. DePaul (12/11/04)*
Fouls	6 vs. Mississippi (3/18/01)
	6 vs. Gonzaga (11/30/11)
	1 on five occasions
	0 on eight occasions
	2 vs. DePaul (1/23/10)*
	6 on three occasions

* Indicates game played at the Purcell Pavilion, Notre Dame, Ind.
Indicates school record

Opponent Highs and Lows Under Mike Brey

Opponent – Team Game Highs (1st Half)

Points	53, Arizona (3/27/03)
Field Goals Made	23, Arizona (3/27/03)
Field Goals Attempted	44, Georgetown (3/4/01)*
Field Goal Percentage	63.3% (19-30), Missouri (11/21/11)
3 PT Field Goals Made	9, Syracuse (1/11/06)*
	9, Lehigh (11/27/06)*
3 PT Field Goals Attempted	19, Syracuse (1/11/06)*
3 PT Field Goal Percentage	81.8% (9-11), Lehigh (11/26/06)*
Free Throws Made	14, Sacred Heart (11/18/00)*
Free Throws Attempted	19, Sacred Heart (11/18/00)*
Free Throw Percentage	100.0%, on 29 occasions
Total Rebounds	33, Connecticut (2/21/04)
Offensive Rebounds	16, Northern Illinois (11/24/03)*
Defensive Rebounds	21, on six occasions
Assists	15, Seton Hall (2/11/10)
Steals	9, Miami (Fla.) (2/23/02)
	9, Marquette (1/12/08)
Blocked Shots	10, Connecticut (2/21/04)
Turnovers	16, Loyola (Chicago) (11/22/00)*
Fouls	16, on four occasions

Opponent – Team Game Highs (2nd Half)

Points	68, Georgetown (4 OT) (2/9/02)
Field Goals Made	21, Syracuse (2/24/08)*
Field Goals Attempted	49, Syracuse (2/24/08)*
Field Goal Percentage	68.2% (15-22), American (12/21/03)*
3 PT Field Goals Made	9, on three occasions
3 PT Field Goals Attempted	22, Tennessee Tech (12/17/00)*
3 PT Field Goal Percentage	100.0% (3-3), Seton Hall (2/5/03)
	100.0% (3-3), Indiana (12/17/11)
Free Throws Made	24, Pittsburgh (2 OT) (1/4/06)
Free Throws Attempted	39, Pittsburgh (2 OT) (1/4/06)
Free Throw Percentage	100.0% on 12 occasions
Total Rebounds	38, Georgetown (4 OT) (2/9/02)
Offensive Rebounds	16, Syracuse (2/24/08)*
Defensive Rebounds	27, Georgetown (4 OT) (2/9/02)
Assists	19, Pittsburgh (2 OT) (1/4/06)
Steals	9, on two occasions
Blocked Shots	11, Georgetown (4 OT) (2/9/02)
Turnovers	15, New Hampshire (11/16/01)*
Fouls	20, Seton Hall (2/18/06)
	20, Rutgers (2/6/11)

Opponent – Team Game Highs (Total)

Points	111, Georgetown (4 OT) (2/9/02)
Field Goals Made	41, Syracuse (3/4/03)*
Field Goals Attempted	82, Syracuse (2/24/08)*
Field Goal Percentage	63.0% (29-46), American (12/21/03)*
3 PT Field Goals Made	14, Texas (12/7/02)
	14, Lehigh (11/27/06)*
3 PT Field Goals Attempted	37, West Virginia (1/9/10)*
3 PT Field Goal Percentage	73.7% (14-19), Lehigh (11/27/06)*
Free Throws Made	35, Louisville (2OT) (2/17/10)
Free Throws Attempted	46, Pittsburgh (2 OT) (1/4/06)
Free Throw Percentage (min. 8 att.)	100%, on four occasions
Total Rebounds	59, Connecticut (2/21/04)
Offensive Rebounds	27, Loyola (Chicago) (11/22/00)*
Defensive Rebounds	42, Connecticut (1/24/09)*
Assists	30, Pittsburgh (2 OT) (1/4/06)
Steals	13, Niagara (12/21/05)*
Blocked Shots	19, Connecticut (OT) (2/21/06)
Turnovers	30, New Hampshire (11/16/01)*
Fouls	31, Columbia (12/23/05)*

Opponent – Team Game Lows (1st Half)

Points	5, California (11/26/10)
Field Goals Made	2, California (11/26/10)
Field Goals Attempted	18, Georgetown (2/27/10)
Field Goal Percentage	8.0% (2-25), California (11/26/10)
3 PT Field Goals Made	0, on 16 occasions
3 PT Field Goals Attempted	2, Georgetown (2/9/02)
3 PT Field Goal Percentage	0.0%, on 16 occasions
Free Throws Made	0, on 30 occasions
Free Throws Attempted	0, on 16 occasions
Free Throw Percentage	0.0%, on 30 occasions
Total Rebounds	7, Georgetown (2/27/10)
	7, Maine (11/22/10)*
Offensive Rebounds	0, Lafayette (11/14/06)
Defensive Rebounds	5, on three occasions
Assists	1, California (11/26/10)
Steals	0, on 15 occasions
Blocked Shots	0, on 45 occasions
Turnovers	1, on seven occasions
Fouls	1, Pittsburgh (2/12/05)
	1, DePaul (12/31/08)
	1, West Virginia (3/12/10)

Opponent – Team Game Lows (2nd Half)

Points	8, Monmouth (11/16/07)
Field Goals Made	3, Monmouth (11/16/07)
Field Goals Attempted	19, Old Dominion (3/18/10)
Field Goal Percentage	13.0% (3-23), Monmouth (11/16/07)
3 PT Field Goals Made	0, on 13 occasions
3 PT Field Goals Attempted	3, on eight occasions
3 PT Field Goal Percentage	0.0% on 12 occasions
Free Throws Made	0, on four occasions
Free Throws Attempted	1, on three occasions
Free Throw Percentage	0.0%, on four occasions
Total Rebounds	6, Marquette (3/6/10)
Offensive Rebounds	0, Kentucky (3/25/09)*
	0, Marquette (3/6/10)
Defensive Rebounds	3, Virginia Tech (2/22/03)*
	3, Marquette (1/22/11)*
Assists	1 on three occasions
Steals	0, on nine occasions
Blocked Shots	0, on 34 occasions
Turnovers	0, West Virginia (3/10/04)
	0, Pittsburgh (1/31/09)
Fouls	4, on four occasions

Opponent – Team Game Lows (Total)

Points	33, Monmouth (11/16/07)
Field Goals Made	12, Bucknell (11/22/02)*
Field Goals Attempted	35, Rutgers (3/1/03)
Field Goal Percentage	21.1% (12-57), Bucknell (11/22/02)*
3 PT Field Goals Made	1, on eight occasions
3 PT Field Goals Attempted	7, Seton Hall (2/5/03)
	7, Indiana (12/17/11)
3 PT Field Goal Percentage	5.9% (1-17), Cincinnati (11/24/00)
Free Throws Made	0, Charleston Southern (11/26/04)*
Free Throws Attempted	0, Charleston Southern (11/26/04)*
Free Throw Percentage	0.0% (0-0), Charleston Southern (11/26/04)*
Total Rebounds	19, Winston-Salem St. (11/29/06)*
Offensive Rebounds	3, Army (12/19/04)*
	3, West Virginia (2/1/06)
Defensive Rebounds	12, Georgetown (2/27/10)
	12, Marquette (1/22/11)*
Assists	4, USF (1/10/12)*
	4, Seton Hall (1/25/12)
Steals	1, on six occasions
Blocked Shots	0, on 14 occasions
Turnovers	3 on three occasions
Fouls	7, Connecticut (1/24/09)*
	7, Connecticut (2/28/09)

* - Indicates games played at Purcell Pavilion (Notre Dame, Ind.)

Notre Dame Highs and Lows in a BIG EAST Game

Notre Dame – BIG EAST Team Game Highs (1st Half)

Points	61 vs. Syracuse (1/30/07)
Field Goals Made	24 vs. Syracuse (1/30/07)
Field Goals Attempted	43 vs. Syracuse (1/30/07)
Field Goal Percentage	75.0% (18-24) vs. West Virginia (1/9/10)*
3 PT Field Goals Made	11, on three occasions
3 PT Field Goals Attempted	22 vs. Pittsburgh (1/31/09)
3 PT Field Goals Percentage	85.7% (6-7) vs. West Virginia (1/9/10)*
Free Throws Made	13 vs. Seton Hall (2/11/10)
Free Throws Attempted	19 vs. Villanova (1/27/10)
Free Throw Percentage	100.0% on 15 occasions
Total Rebounds	29 vs. Connecticut (1/5/08)
Offensive Rebounds	14 vs. Providence (2/19/05)
Defensive Rebounds	23 vs. Louisville (2/12/09)*
Assists	17 vs. West Virginia (1/9/10)*
Steals	7 on four occasions
Blocked Shots	7 vs. Connecticut (2/9/04)*
	7 vs. West Virginia (1/19/05)
Turnovers	14 vs. St. John's (1/16/11)
Fouls	13 vs. St. John's (1/16/11)

Notre Dame – BIG EAST Team Game Highs (2nd Half)

Points	68 vs. Georgetown (4OT) (2/9/02)
Field Goals Made	24 vs. Pittsburgh (1/4/06)
Field Goals Attempted	63 vs. Georgetown (4OT) (2/9/02)
Field Goal Percentage	72.0% vs. Pittsburgh (12/27/11)
3 PT Field Goals Made	11 vs. St. John's (3/6/04)
3 PT Field Goals Attempted	24 vs. Pittsburgh (1/4/06)
3 PT Field Goals Percentage	71.4% (6-8) vs. Connecticut (2/21/05)
Free Throws Made	27 vs. Seton Hall (2/18/06)
Free Throws Attempted	30 vs. Seton Hall (2/18/06)
	30 vs. Rutgers (2/6/11)*
Free Throw Percentage	100.0% on three occasions
Total Rebounds	34 vs. Seton Hall (1/8/01)
Offensive Rebounds	18 vs. Seton Hall (1/8/01)
Defensive Rebounds	27 vs. Georgetown (3/4/04)*
Assists	14 vs. Cincinnati (1/15/08)*
Steals	6 vs. Villanova (1/17/07)
	6 vs. Villanova (2/18/12)
Blocked Shots	5 vs. Georgetown (2/27/10)
Turnovers	13 vs. Marquette (1/12/08)
Fouls	26 vs. Pittsburgh (1/4/06)

Notre Dame – BIG EAST Team Game Highs (Total)

Points	116 vs. Georgetown (4OT) (2/9/02)
Field Goals Made	41 vs. Georgetown (4OT) (2/9/02)
Field Goals Attempted	94 vs. Georgetown (4OT) (2/9/02)
Field Goal Percentage	66.7% (34-51) vs. Pittsburgh (1/30/02)*
3 PT Field Goals Made	20 vs. Villanova (2/28/11)*#
3 PT Field Goals Attempted	36 vs. Pittsburgh (1/4/06)
3 PT Field Goals Percentage	62.5% (20-32) vs. Villanova (2/28/11)*
Free Throws Made	34 vs. Cincinnati (1/15/08)*
Free Throws Attempted	42 vs. Cincinnati (1/15/08)*
Free Throw Percentage	100.0% (19-19) vs. Villanova (1/14/03)*
Total Rebounds	64 vs. Georgetown (4OT) (2/9/02)
Offensive Rebounds	24 vs. Seton Hall (1/8/01)
Defensive Rebounds	35 vs. Louisville (2/12/09)*
Assists	25 vs. Cincinnati (2/4/10)*
Steals	10 on six occasions
Blocked Shots	9 vs. Connecticut (2/9/04)*
Turnovers	26 vs. Pittsburgh (2/8/00)
Fouls	32 vs. Pittsburgh (1/4/06)

*Indicates game played at the Purcell Pavilion, Notre Dame, Ind.

#Indicates school record

Notre Dame – BIG EAST Team Game Lows (1st Half)

Points	17 vs. Connecticut (3/3/10)*
Field Goals Made	4 vs. St. John's (1/16/11)
Field Goals Attempted	14 vs. St. John's (1/16/11)
Field Goal Percentage	18.8% (6-32) vs. Connecticut (2/21/04)
3 PT Field Goals Made	0 vs. West Virginia (1/7/04)
	0 vs. Connecticut (1/12/99)
3 PT Field Goals Attempted	5 on four occasions
3 PT Field Goals Percentage	8.3% (1-12) vs. Providence (1/21/03)
Free Throws Made	0 on 11 occasions
Free Throws Attempted	0 on eight occasions
Free Throw Percentage	0.0% on 11 occasions
Total Rebounds	9 vs. Pittsburgh (3/11/10)
Offensive Rebounds	0 on four occasions
Defensive Rebounds	6 vs. Louisville (2/17/10)
Assists	1 vs. Villanova (1/27/07)*
Steals	0 on nine occasions
Blocked Shots	0 on 23 occasions
Turnovers	0 vs. DePaul (1/23/10)*
Fouls	2 on three occasions

Notre Dame – BIG EAST Team Game Lows (2nd Half)

Points	18 vs. Pittsburgh (3/11/10)
Field Goals Made	5 vs. West Virginia (1/9/10)*
	5 vs. Pittsburgh (3/11/10)
Field Goals Attempted	13 vs. Pittsburgh (3/11/10)*
Field Goal Percentage	26.3% (5-19) vs. West Virginia (1/9/10)*
3 PT Field Goals Made	0 on four occasions
3 PT Field Goals Attempted	2 vs. Rutgers (2/6/11)*
3 PT Field Goals Percentage	0.0% on four occasions
Free Throws Made	0 vs. Pittsburgh (1/12/04)
Free Throws Attempted	2 on four occasions
Free Throw Percentage	0.0% (0-2) vs. Pittsburgh (1/12/04)
Total Rebounds	7 vs. Rutgers (3/1/03)
Offensive Rebounds	2 vs. Connecticut (3/3/10)*
	2 vs. St. John's (1/8/11)*
Defensive Rebounds	4 vs. Rutgers (3/1/03)
Assists	2 on four occasions
Steals	0 on 11 occasions
Blocked Shots	0 on 22 occasions
Turnovers	0 vs. West Virginia (3/10/04)
	0 vs. Cincinnati (3/10/11)
Fouls	3 vs. West Virginia (1/7/04)*
	3 vs. Pittsburgh (2/24/10)*

Notre Dame – BIG EAST Team Game Lows (Total)

Points	41 vs. Georgetown (2/27/12)
Field Goals Made	13 vs. Rutgers (3/1/03)
	13 vs. Seton Hall (1/25/12)
Field Goals Attempted	34 vs. Pittsburgh (3/11/10)
Field Goal Percentage	29.7% (19-64) vs. Connecticut (2/21/04)
3 PT Field Goals Made	0 vs. Connecticut (1/12/99)
3 PT Field Goals Attempted	6 vs. Seton Hall (2/6/99)
3 PT Field Goals Percentage	10.5% vs. Rutgers (2/14/02)
Free Throws Made	1 vs. Connecticut (2/28/09)
Free Throws Attempted	4 vs. Pittsburgh (3/8/01)
	4 vs. Connecticut (1/24/09)*
Free Throw Percentage	20.0% (1-5) vs. Connecticut (2/28/09)
Total Rebounds	21 vs. Rutgers (3/1/03)
Offensive Rebounds	4 on three occasions
Defensive Rebounds	16 vs. Pittsburgh (1/24/11)
	16 vs. Connecticut (1/14/12)*
Assists	7 on three occasions
Steals	1 vs. Marquette (1/26/09)*
	1 vs. Cincinnati (2/4/09)
Blocked Shots	0 on four occasions
Turnovers	2 vs. DePaul (1/23/10)*
Fouls	6 vs. West Virginia (1/7/04)*

*Indicates game played at the Purcell Pavilion, Notre Dame, Ind.

#Indicates school record

Opponent Highs and Lows in a BIG EAST Game

Opponent – BIG EAST Team Game High (1st Half)

Points	54, Connecticut (1/12/99)
Field Goals Made	22, Syracuse (3/4/03)*
Field Goals Attempted	44, Georgetown (3/4/01)*
Field Goal Percentage	65.2% (15-23), Providence (2/21/96)*
3 PT Field Goals Made	9 on three occasions
3 PT Field Goals Attempted	19, West Virginia (2/2/00)*
	19, Syracuse (1/11/06)*
3 PT Field Goals Percentage	100.0% (5-5), Connecticut (2/8/97)*
Free Throws Made	21, Connecticut (1/12/99)
Free Throws Attempted	23, Connecticut (1/12/99)
Free Throw Percentage	100.0% on 14 occasions
Total Rebounds	33, Connecticut (2/21/04)
Offensive Rebounds	14, Georgetown (3/8/03)
Defensive Rebounds	21, on three occasions
Assists	15, Seton Hall (2/11/10)
Steals	9, Marquette (1/12/08)
Blocked Shots	10, Connecticut (2/21/04)
Turnovers	14, Pittsburgh (1/6/03)
Fouls	15, Villanova (1/27/10)

Opponent – BIG EAST Team Game High (2nd Half)

Points	68, Georgetown (4OT) (2/9/02)
Field Goals Made	23, Georgetown (4OT) (2/9/02)
Field Goals Attempted	60, Georgetown (4OT) (2/9/02)
Field Goal Percentage	66.7% (20-30), Pittsburgh (3/5/05)*
3 PT Field Goals Made	9, on three occasions
3 PT Field Goals Attempted	20, Miami (2/23/02)
3 PT Field Goals Percentage	83.3% (5-6), Boston College (3/1/97)
Free Throws Made	24, Pittsburgh (1/4/06)
Free Throws Attempted	39, Pittsburgh (1/4/06)
Free Throw Percentage	100.0% on five occasions
Total Rebounds	31, Syracuse (2/24/08)*
Offensive Rebounds	16, Syracuse (2/24/08)*
Defensive Rebounds	26, Connecticut (2/21/04)
Assists	19, Pittsburgh (1/4/06)
Steals	8, Marquette (1/12/08)
Blocked Shots	11, Georgetown (4 OT) (2/9/02)
Turnovers	10, Rutgers (1/31/04)
Fouls	20, Seton Hall (2/18/06)
	20, Rutgers (2/6/11)*

Opponent – BIG EAST Team Game High (Total)

Points	111, Georgetown (2/9/02)
Field Goals Made	41, Syracuse (3/4/03)*
Field Goals Attempted	87, Georgetown (1/7/97)
Field Goal Percentage	56.5% (34-60), Syracuse (1/17/04)*
3 PT Field Goals Made	14, Syracuse (1/16/00)
3 PT Field Goals Attempted	37, West Virginia (1/9/10)*
3 PT Field Goals Percentage	71.4% (5-7), Seton Hall (2/5/03)
Free Throws Made	35, Louisville (2OT) (2/10/10)
Free Throws Attempted	46, Pittsburgh (1/4/06)
Free Throw Percentage	100% (11-11), Connecticut (3/5/11)*
Total Rebounds	59, Connecticut (2/21/04)
Offensive Rebounds	32, Georgetown (1/7/97)
Defensive Rebounds	42, Connecticut (1/24/09)*
Assists	30, Pittsburgh (1/4/06)
Steals	24, Georgetown (2/10/99)*
Blocked Shots	19, Connecticut (OT) (2/21/06)
Turnovers	23, Villanova (1/6/02)*
Fouls	33, West Virginia (2/11/97)*

Opponent – BIG EAST Team Game Lows (1st Half)

Points	16, Georgetown (3/4/04)*
	16, West Virginia (2/8/12)
Field Goals Made	6 on three occasions
Field Goals Attempted	18, Georgetown (2/27/10)
Field Goal Percentage	20.0% (6-30), USF (2/12/11)
3 PT Field Goals Made	0 on 12 occasions
3 PT Field Goals Attempted	2, Georgetown (2/1/03)*
3 PT Field Goals Percentage	0.0% on 12 occasions
Free Throws Made	0 on 10 occasions
Free Throws Attempted	0, on five occasions
Free Throw Percentage	0.0% on 10 occasions
Total Rebounds	7, Georgetown (2/27/10)
Offensive Rebounds	0, Virginia Tech (1/20/04)
Defensive Rebounds	5, Pittsburgh (2/24/10)*
Assists	2 on three occasions
Steals	0 on seven occasions
Blocked Shots	0 on 19 occasions
Turnovers	1 on six occasions*
Fouls	1, DePaul (12/31/08)
	1, West Virginia (3/12/10)

Opponent – BIG EAST Team Game Lows (2nd Half)

Points	16, Pittsburgh (3/11/10)*
	16, West Virginia (2/22/12)*
Field Goals Made	5, West Virginia (1/9/02)
Field Goals Attempted	17, Boston College (1/9/96)
Field Goal Percentage	22.7%, West Virginia (1/9/02)
3 PT Field Goals Made	0, on four occasions
3 PT Field Goals Attempted	2, Connecticut (2/28/09)
3 PT Field Goals Percentage	0.0%, on four occasions
Free Throws Made	0, on five occasions
Free Throws Attempted	0, Pittsburgh (1/29/97)
	0, St. John's (1/23/07)
Free Throw Percentage	0.0% on five occasions
Total Rebounds	6, Marquette (3/6/10)
Offensive Rebounds	0, Marquette (3/6/10)
Defensive Rebounds	3, Virginia Tech (2/22/03)*
Assists	3, Marquette (1/22/11)*
	1, Pittsburgh (3/11/10)
	1, Seton Hall (1/25/12)
Steals	0, on seven occasions
Blocked Shots	0, on 17 occasions
Turnovers	0, West Virginia (3/10/04)
	0, Pittsburgh (1/31/09)
Fouls	2, Connecticut (2/21/05)

Opponent – BIG EAST Team Game Lows (Total)

Points	42, Seton Hall (1/25/12)
Field Goals Made	15, Seton Hall (1/25/12)
Field Goals Attempted	40, Syracuse (2/5/05)
Field Goal Percentage	26.3% (15-57), Seton Hall (1/25/12)
3 PT Field Goals Made	1 on five occasions
3 PT Field Goals Attempted	7, Seton Hall (2/5/03)
3 PT Field Goals Percentage	7.1% (1-14), Pittsburgh (12/27/11)*
Free Throws Made	1, on three occasions
Free Throws Attempted	3, on three occasions
Free Throw Percentage	20.0% (1-5), Rutgers (2/25/09)*
Total Rebounds	20, Georgetown (2/27/10)
Offensive Rebounds	4, West Virginia (2/18/03)
Defensive Rebounds	12, Georgetown (2/27/10)
	12, Marquette (1/22/11)
Assists	4, USF (1/10/12)*
	4, Seton Hall (1/25/12)
Steals	1, Connecticut (3/11/04)
	1, West Virginia (2/8/12)
Blocked Shots	0 on six occasions
Turnovers	3, on three occasions
Fouls	7, Connecticut (1/24/09)*
	7, Connecticut (2/28/09)

* Indicates game played at the Purcell Pavilion, Notre Dame, Ind.

The Last Time ...

Notre Dame recorded a ...

30-Point win..... was on 12/19/11 - ND 106, Sacred Heart 65 (41 points)*
 40-Point win..... was on 12/19/11 - ND 106, Sacred Heart 65 (41 points)*
 50-Point win..... was on 12/28/06 - ND 101, Rider 51 (50 points)
 30-Point loss..... was on 1/7/99 - ND 62, Villanova 93 (31 points)*

Notre Dame shot ...

60% on FGs was on 2/22/12 - 61.4% (27-44) vs. West Virginia (ND 71 - West Virginia 44)*
 65% on FGs was on 1/30/02 - 66.7% (34-51) vs. Pittsburgh (ND 89 - Pittsburgh 76)*
 90% on FTs was on 12/10/11 - 93.3% (14-15) vs. Dartmouth (ND 65 - Dartmouth 47)*

Notre Dame ...

Won 10 games in a row..... was from 11/24/07 thru 1/5/08 (10 straight)
 Won 15 games in a row..... was from 12/31/53 thru 3/9/54 (18 straight)
 Won 20 games in a row..... never
 Lost 5 games in a row..... was from 1/12/09 thru 2/7/09 (7 straight)
 Scored 100 points..... was on 12/19/11 (ND 106 - Sacred Heart 65)*
 - Scored 100 points on the road was on 2/21/09 (ND 103 - Providence 84)
 - Scored 100 points at a neutral site..... was on 3/12/78 (ND 100 - Houston 77) (NCAA First Round, Tulsa, OK)
 - Scored 100 points and lost..... was on 3/20/71 (ND 106 - Houston 119) (NCAA Regional Semi-finals at Wichita, KS)
 Allowed 100 points was on 11/26/08 vs. North Carolina (ND 87 - North Carolina 102)
 Scored less than 50 points was on 2/27/12 vs. Georgetown (ND 41 - Georgetown 59)
 Allowed less than 50 points was on 2/22/12 vs. West Virginia (ND 71 - West Virginia 44)*
 Played an Overtime Game..... was on 2/18/12 (OT) vs. Villanova (ND 74 - Villanova 70)
 - Played in a Multi-Overtime Game..... was on 1/7/12 (2OT) vs. Louisville (ND 67 - Louisville 65)
 Won on a "last second" shot was on 3/19/09 vs. New Mexico (ND 70 - New Mexico 68 - Tory Jackson layup at 00:02)*
 Had 5 double figure scorers. was on 12/19/11 vs. Sacred Heart (ND 106 - Sacred Heart 65) Jack Cooley 19, Jerian Grant 15, Eric Atkins 13, Alex Dragicovich 12, Joey Brooks 12*
 Had 6 double figure scorers..... was on 2/12/11 vs. USF (ND 78 - USF 55) Jack Cooley 18, Carleton Scott 13, Ben Hansbrough 12, Tim Abromaitis 12, Ty Nash 10, Scott Martin 10
 Had 7 double figure scorers never
 Had two double-figure rebounders was on 1/7/12 vs. Louisville (2OT) (ND 67 - Louisville 65) Scott Martin 12, Jack Cooley 10
 Had two players with double-doubles was on 1/7/12 vs. Louisville (2OT) (ND 67 - Louisville 65) Jack Cooley (18 pts, 10 rebs), Scott Martin (11 pts, 12 rebs.)
 Had three players with double-doubles ..was on 11/17/10 vs. Chicago State (ND 102 - Chicago State 62) Tim Abromaitis (21 pts, 10 rebs), Carleton Scott (17 pts, 11 rebs), Tyrone Nash (11 pts, 10 rebs)*
 Had two 30-point scorers was on 2/28/11 vs. Villanova (ND 93 - Villanova 72) Ben Hansbrough - 30, Tim Abromaitis - 30*
 Had two 20-point scorers was on 2/11/12 vs. DePaul (ND 84 - DePaul 76) Jerian Grant - 22, Jack Cooley - 22*
 Had three 20-point scorers was on 3/8/07 vs. Syracuse (ND 89 - Syracuse 83) Russell Carter 24, Luke Harangody 20, Colin Falls 23
 Made 10 three-point field goals was on 2/18/12 vs. Villanova (OT) - 12-31 (38.7%) (ND 74 - Villanova 70)
 Made 20 three-point field goals was on 2/28/11 vs. Villanova - 20-32 (62.5%) (ND 93 - Villanova 72)*
 Committed 10 turnovers or less was on 2/25/12 - 7 turnovers vs. St. John's (ND 58 - St. John's 61)
 Committed 5 turnovers or less was on 2/8/12 - 5 turnovers vs. West Virginia (ND 55 - West Virginia 51)
 Committed 25 turnovers was on 2/8/00 - 26 turnovers vs. Villanova (ND 69 - Villanova 86)
 Forced 25 turnovers was on 11/16/01 - 30 turnovers vs. New Hampshire (ND 95 - New Hampshire 53)

An Irish player had ...

25+ points was on 12/8/11 - Eric Atkins (26) vs. Maine (ND 87 - Maine 78)*
 30+ points was on 2/28/11 - Ben Hansbrough (30), Tim Abromaitis (30) vs. Villanova (ND 93 - Villanova 72)*
 35+ points was on 2/4/10 - Luke Harangody (37) vs. Cincinnati (ND 83 - Cincinnati 65)*
 40+ points was on 2/28/08 - Luke Harangody (40) vs. Louisville (ND 85 - Louisville 90)
 50+ points never
 15 or more rebounds was on 2/15/12 - Jack Cooley (18) vs. Rutgers (ND 71 - Rutgers 53)*
 20 rebounds was on 3/22/08 - Luke Harangody (22) vs. Washington State (ND 41 - Washington State 61)
 a "double-double" was on 2/25/12 - Jack Cooley (18 pts., 11 rebs.) vs. St. John's (ND 58 - St. John's 61)
 a "triple-double" was on 11/16/01 - Chris Thomas (24 pts, 11 ast, 11 steals) vs. New Hampshire (ND 99 - New Hampshire 53)*
 20 points and 10 rebounds was on 2/15/12 - Jack Cooley (22 pts., 18 rebs.) vs. Rutgers (ND 71 - Rutgers 53)*
 20 points and 20 rebounds was on 1/8/01 - Troy Murphy (25 pts, 20 rebs) vs. Seton Hall (ND 76 - Seton Hall 78)
 10 assists was on 2/28/11 - Ben Hansbrough (10) vs. Villanova (ND 93 - Villanova 72)*
 10 blocks was on 11/17/02 - Jordan Cornette (11) vs. Belmont (ND 76 - Belmont 48)*#
 10 steals was on 11/16/01 - Chris Thomas (11) vs. New Hampshire (ND 99, New Hampshire 53)*#

An opposing player had ...

25+ points was on 12/8/11 - Gerald McLemore (27), Maine (ND 87 - Maine 78)*
 30+ points was on 12/4/11 - Terrell Stoglin (31), Maryland (ND 71 - Maryland 78)
 35+ points was on 2/23/11 - Marshon Brooks (52), Providence (ND 94 - Providence 93)
 40+ points was on 2/23/11 - Marshon Brooks (52), Providence (ND 94 - Providence 93)
 50+ points was on 2/23/11 - Marshon Brooks (52), Providence (ND 94 - Providence 93)
 15 rebounds was on 11/30/11 - Elias Harris (15), Gonzaga (ND 53 - Gonzaga 73)
 20 rebounds was on 1/31/09 - DeJuan Blair (22), Pittsburgh (ND 80 - Pittsburgh 93)
 a "double-double" was on 2/18/12 - Maurice Sutton (12 pts., 10 rebs.), Villanova (OT) (ND 74 - Villanova 70)
 a "triple-double" was on 2/21/06 - Marcus Williams (18 pts, 10 rebs, 13 asts) Connecticut (ND 74 - Connecticut 75 - OT)
 20 points and 10 rebounds was on 1/2/10 - Stanley Robinson (22 pts., 16 rebs.), Connecticut (ND 70 - Connecticut 82)
 20 points and 20 rebounds was on 1/31/09 - DeJuan Blair (23 pts., 22 rebs.), Pittsburgh (ND 80 - Pittsburgh 93)
 10 assists was on 2/11/10 - Eugene Harvey (10), Seton Hall (ND 87 - Seton Hall 90)
 10 blocks was on 1/5/08 - Hasheem Thabeet (10), Connecticut (ND 73 - Connecticut 67)*
 10 steals was on 1/29/89 - Mark Macon (11), Temple (ND 64 - Temple 60)*

*indicates Notre Dame home game; #school record; @Purcell Pavilion record

The Last Time in a BIG EAST Game ...

Notre Dame Recorded a ...

30-Point win was on 3/10/11 - ND 89, Cincinnati 51 (38 points)
 40-Point win never
 50-Point win never
 30-Point loss was on 1/7/99 - ND 62, Villanova 93 (31 points)

Notre Dame Shot ...

60% on FGs was on 2/22/12 - 61.4% (27-44) vs. West Virginia (ND 71 - West Virginia 44)*
 65% on FGs was on 1/30/02 - 66.7% (34-51) vs. Pittsburgh (ND 89 - Pittsburgh 76)*
 90% on FTs was on 1/30/10 - 90.0% (9-10) vs. Rutgers (ND 73 - Rutgers 74)

Notre Dame ...

Won 5 BIG EAST games in a row was from 1/21/12 thru 2/22/12 (9 straight)
 Won 10 BIG EAST games in a row never
 Lost 5 BIG EAST games in a row was from 1/12/09 thru 2/4/09 - (6 straight)
 Scored 100 points was on 2/21/09 (ND 103 - Providence 84)
 - Scored 100 points on the road was on 2/21/09 (ND 103 - Providence 84)
 - Scored 100 points on the neutral site never
 - Scored 100 points and lost never
 Allowed 100 points was on 1/17/07 vs. Villanova (ND 87 - Villanova 102)
 Scored less than 50 points was on 2/27/12 vs. Georgetown (ND 41 - Georgetown 59)
 Allowed less than 50 points was on 2/22/12 vs. West Virginia (ND 71 - West Virginia 44)*
 Played an Overtime Game was on 2/18/12 (OT) vs. Villanova (ND 74 - Villanova 70)
 - Played in a Multi-Overtime Game was on 1/7/12 (2OT) vs. Louisville (ND 67 - Louisville 65)
 Won on a "last second" shot was on 2/9/03 vs. Pittsburgh (ND 66 - Pittsburgh 64 - Torin Francis layup at 00:00.6)*
 Had 5 double figure scorers was on 3/11/11 vs. Louisville (OT) (ND 77 - Louisville 83) Scott Martin 21, Tim Abromaitis 16, Ben Hansbrough 13, Ty Nash 13, Carleton Scott 10
 Had 6 double figure scorers was on 2/12/11 vs. USF (ND 78 - USF 55) Jack Cooley 18, Carleton Scott 13, Ben Hansbrough 12, Tim Abromaitis 12, Ty Nash 10, Scott Martin 10
 Had 7 double figure scorers never
 Had two double-figure rebounders was on 1/7/12 vs. Louisville (2OT) (ND 67 - Louisville 65) Scott Martin 12, Jack Cooley 10
 Had two players with double-doubles was on 1/7/12 vs. Louisville (2OT) (ND 67 - Louisville 65) Jack Cooley (18 pts, 10 rebs), Scott Martin (11 pts, 12 rebs.)
 Had three players with double-doubles ... was on 1/23/10 vs. DePaul (ND 87 - DePaul 77) Luke Harangody (24 pts, 11 rebs), Ben Hansbrough (15 pts, 10 rebs), Tyrone Nash (13 pts, 10 rebs)*
 Had four players with double-doubles was on 2/9/02 vs. Georgetown (Notre Dame 116, Georgetown 111 - 4OT) - Matt Carroll (30 pts, 10 rebs.)
 Ryan Humphrey (23 pts, 14 rebs), Chris Thomas (22 pts, 12 asts.), Harold Swanagan (11 pts, 10 reb.)
 Had two 20-point scorers was on 2/28/11 vs. Villanova (ND 93 - Villanova 72) Ben Hansbrough - 30, Tim Abromaitis - 30*
 Had two 30-point scorers was on 2/11/12 vs. DePaul (ND 84 - DePaul 76) Jerian Grant - 22, Jack Cooley - 22*
 Had three 20-point scorers was on 3/8/07 vs. Syracuse (ND 89 - Syracuse 83) - Russell Carter 24, Luke Harangody 20, Colin Falls 23
 Made 10 three-point field goals was on 2/18/12 vs. Villanova (OT) - 12-31 (38.7%) (ND 74 - Villanova 70)
 Made 20 three-point field goals was on 2/28/11 vs. Villanova - 20-32 (62.5%) (ND 93 - Villanova 72)*
 Committed 10 turnovers or less was on 2/25/12 - 7 turnovers vs. St. John's (ND 58 - St. John's 61)
 Committed 5 turnovers or less was on 2/8/12 - 5 turnovers vs. West Virginia (ND 55 - West Virginia 51)
 Committed 25 turnovers was on 2/8/00 - 26 turnovers vs. Villanova (ND 69 - Villanova 86)
 Forced 25 turnovers never

An Irish player had ...

25+ points was on 2/28/11 - Ben Hansbrough (30), Tim Abromaitis (30) vs. Villanova (ND 93 - Villanova 72)*
 30+ points was on 2/28/11 - Ben Hansbrough (30), Tim Abromaitis (30) vs. Villanova (ND 93 - Villanova 72)*
 35+ points was on 2/4/10 - Luke Harangody (37) vs. Cincinnati (ND 83 - Cincinnati 65)*
 40+ points was on 2/28/08 - Luke Harangody (40) vs. Louisville (ND 85 - Louisville 90)
 50+ points never
 15 or more rebounds was on 2/15/12 - Jack Cooley (18) vs. Rutgers (ND 71 - Rutgers 53)*
 20 rebounds was on 1/8/01 - Troy Murphy (20) vs. Seton Hall (ND 76 - Seton Hall 78)
 a "double-double" was on 2/25/12 - Jack Cooley (18 pts., 11 rebs.) vs. St. John's (ND 58 - St. John's 61)
 a "triple-double" never
 20 points and 10 rebounds was on 2/15/12 - Jack Cooley (22 pts., 18 rebs.) vs. Rutgers (ND 71 - Rutgers 53)*
 20 points and 20 rebounds was on 1/8/01 - Troy Murphy (25 pts., 20 rebs.) vs. Seton Hall (ND 76 - Seton Hall 78)
 10 assists was on 2/28/11 - Ben Hansbrough (10) vs. Villanova (ND 93 - Villanova 72)*
 10 blocks never
 10 steals never

An opposing player had ...

25+ points was on 3/5/11 - Kemba Walker (34), Connecticut (ND 70 - Providence 67)
 30+ points was on 3/5/11 - Kemba Walker (34), Connecticut (ND 70 - Providence 67)
 35+ points was on 2/23/11 - Marshon Brooks (52), Providence (ND 94 - Providence 93)
 40+ points was on 2/23/11 - Marshon Brooks (52), Providence (ND 94 - Providence 93)
 50+ points was on 2/23/11 - Marshon Brooks (52), Providence (ND 94 - Providence 93)
 15 rebounds was on 1/2/10 - Stanley Robinson (16), Connecticut (ND 70 - Connecticut 82)
 20 rebounds was on 1/31/09 - DeJuan Blair (22), Pittsburgh (ND 80 - Pittsburgh 93)
 a "double-double" was on 2/18/12 - Maurice Sutton (12 pts., 10 rebs.), Villanova (OT) (ND 74 - Villanova 70)
 a "triple-double" was on 2/21/06 - Marcus Williams (18 pts, 10 rebs, 13 asts), Connecticut (ND 74 - Connecticut 75 - OT)
 20 points and 10 rebounds was on 1/2/10 - Stanley Robinson (22 pts., 16 rebs.), Connecticut (ND 70 - Connecticut 82)
 20 points and 20 rebounds was on 1/31/09 - DeJuan Blair (23 pts., 22 rebs.), Pittsburgh (ND 80 - Pittsburgh 93)
 10 assists was on 2/11/10 - Eugene Harvey (10), Seton Hall (ND 87 - Seton Hall 90)
 10 blocks was on 1/5/08 - Hasheem Thabeet (10), Connecticut (ND 73 - Connecticut 67)*
 10 steals never

Note: Notre Dame began playing as a member of the BIG EAST Conference in 1995-96.

* indicates Notre Dame home game; @ indicates Purcell Pavilion record; # indicates school record



0 Eric Atkins

Sophomore • Guard
6-1 • 182
Columbia, Md. • Mount Saint Joseph

Career Games With:

Double Figure Points	26
20-Plus Points.....	3
30-Plus Points.....	N/A
10-Plus Rebounds.....	N/A
10-Plus Assists	N/A
Double-Double	N/A

2011-12 Honors, Awards & Accomplishments

- Named co-captain prior to start of BIG EAST play
- Reached double-figure points in 19 games this season, three times eclipsing 20 points
- Set career highs in points (27) and FT's (12) in opener against Mississippi Valley State (11/12/11)
- Missed Sam Houston State (11/16/11) and Delaware State (11/18/11) games with illness, the first missed games of Irish career
- Dished out career high nine assists against Bryant (11/27/11)
- Career highs in FG's (9) and 3FG's (5) against Maine (12/8/11)
- Grabbed career high 8 rebounds over a career best 50 minutes of play in 2OT win over Louisville (1/7/12)
- Named to BIG EAST Weekly Honor Roll (Feb. 6)

Season and Career Bests

Points	27 (vs. MVSU 11/12/11)	FG's	9 (vs. Maine 12/8/11)
Season	27 (vs. MVSU 11/12/11)	Career	9 (vs. Maine 12/8/11)
Rebounds	8 (vs. Louisville 1/7/12)	3PT FG's	5 (vs. Maine 12/8/11)
Season	8 (vs. Louisville 1/7/12)	Career	5 (vs. Maine 12/8/11)
Assists	9 (on two occasions)	FT's	12 (vs. MVSU 11/12/11)
Season	9 (on two occasions)	Career	12 (vs. MVSU 11/12/11)
Steals	3 (on five occasions)	Minutes	50 (vs. Louisville 1/7/12)
Season	3 (on seven occasions)	Career	50 (vs. Louisville 1/7/12)
Blocks	1 (vs. DePaul 2/11/12)		
Season	1 (vs. DePaul 2/11/12)		
Career	1 (on two occasions)		

Game-By-Game Stats

	Start	FG-A	3P-A	FT-A	Reb	PF	TP	A	TO	BK	S	Min
Mississippi Valley State	*	6-7	3-3	12-12	4	3	27	6	4	0	1	37
Detroit	*	4-9	0-2	5-8	2	1	13	4	3	0	0	39
Sam Houston State												
Delaware State												
Missouri	*	2-8	1-1	2-2	1	3	7	1	3	0	0	32
Georgia	*	4-8	1-1	3-4	2	3	12	1	4	0	2	38
Bryant	*	5-10	3-4	5-7	4	0	18	9	2	0	2	36
Gonzaga	*	2-9	0-3	2-2	3	2	6	1	6	0	3	31
Maryland	*	5-16	3-7	3-4	2	3	16	2	1	0	0	40
Maine	*	9-15	5-7	3-4	2	0	26	6	1	0	0	40
Dartmouth	*	0-8	0-3	0-0	4	1	0	3	1	0	1	33
Indiana	*	5-12	0-0	5-6	2	1	15	2	2	0	3	40-
Sacred Heart	*	4-7	1-3	4-6	4	1	13	9	0	0	2	29
Pittsburgh	*	5-8	0-1	5-7	5	2	15	4	0	0	2	40
Cincinnati	*	3-10	2-5	0-0	3	1	8	2	2	0	2	40-
Louisville	*	4-16	1-7	6-8	8	3	15	1	3	0	0	50
South Florida	*	0-2	0-0	0-1	1	2	0	3	3	0	2	39
Connecticut	*	8-15	4-7	0-1	3	2	20	2	2	0	0	40-
Rutgers	*	4-14	3-7	4-6	2	0	15	5	2	0	1	40
Syracuse	*	2-6	1-4	0-0	6	5	5	5	2	0	0	25
Seton Hall	*	3-8	1-5	7-9	5	0	14	2	2	0	2	39
Connecticut	*	5-12	2-6	1-2	1	1	13	3	0	0	0	38
Marquette	*	5-9	3-4	5-5	4	3	18	5	3	0	1	39
West Virginia	*	3-9	1-7	0-0	4	2	7	1	2	0	1	39
DePaul	*	5-9	1-4	3-4	4	1	14	6	4	1	3	40
Rutgers	*	2-9	1-2	5-7	2	0	10	8	0	0	1	39
Villanova	*	5-13	2-7	5-7	1	3	17	5	1	0	1	45
West Virginia	*	6-11	0-2	1-3	4	3	13	8	3	0	3	39
St. John's	*	2-9	1-5	0-2	2	0	5	4	0	0	3	40
Georgetown	*	4-10	1-4	0-0	1	2	9	1	3	0	1	38
Providence												

Career Stats vs. The BIG EAST


Opponent	GP-GS	Min.	FG-A	3PT-A	FT-A	Reb.	A	PF	B	S	Pts.
Cincinnati	3-2	94	6-18	3-7	6-6	8/2.7	8	5	0	2	23/7.7
Connecticut	4-3	138	17-39	8-19	4-10	5/1.3	13	6	0	4	46/11.5
DePaul	2-1	61	7-12	2-6	4-5	6/3.0	9	1	1	3	20/10.0
Georgetown	2-1	57	4-12	1-5	0-0	2/1.0	3	6	0	1	9/4.5
Louisville	3-1	89	5-20	1-8	6-8	9/3.0	8	7	0	2	17/5.7
Marquette	3-2	96	14-24	6-12	11-12	5/1.7	9	7	0	4	45/15.0
Pittsburgh	2-1	62	6-9	0-1	5-7	5/2.5	5	2	0	3	17/8.5
Providence	1-0	17	0-0	0-0	3-4	1/1.0	0	2	0	0	3/3.0
Rutgers	3-2	102	8-27	4-9	10-15	6/2.0	19	3	0	4	30/10.0
St. John's	3-3	117	5-17	3-10	8-12	3/1.0	15	6	0	6	21/7.0
Seton Hall	2-1	55	3-9	1-5	7-9	5/2.5	3	2	0	2	14/7.0
USF	2-1	56	0-6	0-1	0-1	1/0.5	10	2	0	3	0/0.0
Syracuse	2-1	41	3-11	2-7	0-0	7/3.5	7	7	0	2	8/4.0
Villanova	2-1	64	6-14	3-8	7-10	1/0.5	6	5	0	1	22/11.0
West Virginia	3-2	99	9-22	1-9	1-3	9/3.0	12	8	0	4	20/6.7

Career Statistics

Season	GP-GS	Min	Avg	FG-A	Pct	3FG-A	Pct	FT-A	Pct	O-D-TOT	Avg	PF-FO	Ast	TO	Blk	Stl	Pts	Avg
2010-11	34-6	863	25.4	61-150	.407	23-66	.348	53-76	.697	16-46-62	1.8	60-0	110	43	1	21	198	5.8
2011-12	28-28	1065	38.0	112-279	.401	41-111	.369	86-117	.735	18-68-86	3.1	48-1	109	59	1	37	351	12.5
TOTAL	62-34	1928	31.1	173-429	.403	64-177	.362	139-193	.720	34-114-148	2.4	108-1	219	102	2	58	549	8.9

Career BIG EAST Statistics

Season	GP-GS	Min	Avg	FG-A	Pct	3FG-A	Pct	FT-A	Pct	O-D-TOT	Avg	PF-FO	Ast	TO	Blk	Stl	Pts	Avg
2010-11	18-5	447	24.8	27-64	.422	11-29	.379	28-38	.737	4-11-15	0.8	34-0	60	22	0	18	93	5.2
2011-12	17-17	670	39.4	66-170	.388	24-77	.312	42-62	.677	11-45-56	3.3	30-1	65	32	1	23	198	11.6
TOTAL	35-22	1117	31.9	93-234	.397	35-106	.330	70-100	.700	15-56-71	2.0	64-1	125	54	1	41	291	8.3



4 Patrick Crowley

Sophomore • Guard
6-3 • 190
Los Gatos, Calif. • St. Francis

Career Games With:

Double Figure Points.....	N/A
20-Plus Points.....	N/A
30-Plus Points.....	N/A
10-Plus Rebounds.....	N/A
10-Plus Assists.....	N/A
Double-Double.....	N/A

Season and Career Bests

Points		FG's	
Season	5 (vs. Sacred Heart 12/19/11)	Season	2 (vs. Sacred Heart 12/19/11)
Career	5 (vs. Sacred Heart 12/19/11)	Career	2 (vs. Sacred Heart 12/19/11)
Rebounds		3PT FG's	
Season	1 (on two occasions)	Season	1 (vs. Sacred Heart 12/19/11)
Career	1 (on two occasions)	Career	1 (vs. Sacred Heart 12/19/11)
Assists		FT's	
Season	1 (vs. Sacred Heart 12/19/11)	Season	--
Career	1 (vs. Sacred Heart 12/19/11)	Career	--
Steals		Minutes	
Season	1 (vs. Dartmouth 12/10/11)	Season	4 (vs. Sacred Heart 12/19/11)
Career	1 (vs. Dartmouth 12/10/11)	Career	4 (vs. Sacred Heart 12/19/11)
Blocks			
Season	--		
Career	--		

2011-12 Honors, Awards & Accomplishments

- Pulled down first career rebound vs. Sam Houston State (11/16/11)
- Recorded first career steal against Dartmouth (12/10/11)
- Scored career high five points to go along with first career FG's (2), 3FG (1) and assist (1) in a career best four minutes against Sacred Heart (12/19/11)

Game-By-Game Stats

	Start	FG-A	3P-A	FT-A	Reb	PF	TP	A	TO	BK	S	Min
Mississippi Valley State		0-0	0-0	0-0	0	0	0	0	0	0	0	1
Detroit					DNP							
Sam Houston State		0-1	0-0	0-0	1	0	0	0	0	0	0	2
Delaware State		0-0	0-0	0-0	0	0	0	0	1	0	0	1
Missouri					DNP							
Georgia					DNP							
Bryant		0-2	0-2	0-0	0	0	0	0	0	0	0	2
Gonzaga					DNP							
Maryland					DNP							
Maine					DNP							
Dartmouth		0-2	0-0	0-0	0	0	0	0	0	0	1	2
Indiana					DNP							
Sacred Heart		2-3	1-1	0-0	1	0	5	1	0	0	0	4
Pittsburgh					DNP							
Cincinnati		0-0	0-0	0-0	0	0	0	0	0	0	0	0+
Louisville					DNP							
South Florida		0-0	0-0	0-0	0	0	0	0	0	0	0	0+
Connecticut		0-0	0-0	0-0	0	0	0	0	0	0	0	0+
Rutgers					DNP							
Syracuse					DNP							
Seton Hall					DNP							
Connecticut					DNP							
Marquette					DNP							
West Virginia					DNP							
DePaul					DNP							
Rutgers		0-1	0-0	0-0	0	0	0	0	0	0	0	1
Villanova					DNP							
West Virginia		0-1	0-0	0-0	0	0	0	0	0	0	0	2
St. John's					DNP							
Georgetown		0-1	0-1	0-0	0	0	0	0	0	0	0	2
Providence												

Career Stats vs. The BIG EAST

Opponent	GP-GS	Min.	FG-A	3PT-A	FT-A	Reb.	A	PF	B	S	Pts.
Cincinnati	1-0	0+	0-0	0-0	0-0	0/0.0	0	0	0	0	0/0.0
Connecticut	1-0	0+	0-0	0-0	0-0	0/0.0	0	0	0	0	0/0.0
DePaul	0-0	0	0-0	0-0	0-0	0/0.0	0	0	0	0	0/0.0
Georgetown	1-0	2	0-1	0-1	0-0	0/0.0	0	0	0	0	0/0.0
Louisville	0-0	0	0-0	0-0	0-0	0/0.0	0	0	0	0	0/0.0
Marquette	0-0	0	0-0	0-0	0-0	0/0.0	0	0	0	0	0/0.0
Pittsburgh	0-0	0	0-0	0-0	0-0	0/0.0	0	0	0	0	0/0.0
Providence	0-0	0	0-0	0-0	0-0	0/0.0	0	0	0	0	0/0.0
Rutgers	1-0	1	0-1	0-0	0-0	0/0.0	0	0	0	0	0/0.0
St. John's	0-0	0	0-0	0-0	0-0	0/0.0	0	0	0	0	0/0.0
Seton Hall	0-0	0	0-0	0-0	0-0	0/0.0	0	0	0	0	0/0.0
USF	1-0	0+	0-0	0-0	0-0	0/0.0	0	0	0	0	0/0.0
Syracuse	0-0	0	0-0	0-0	0-0	0/0.0	0	0	0	0	0/0.0
Villanova	0-0	0	0-0	0-0	0-0	0/0.0	0	0	0	0	0/0.0
West Virginia	1-0	2	0-1	0-0	0-0	0/0.0	0	0	0	0	0/0.0

Career Statistics

Season	GP-GS	Min	Avg	FG-A	Pct	3FG-A	Pct	FT-A	Pct	O-D-TOT	Avg	PF-FO	Ast	TO	Blk	Stl	Pts	Avg
2011-12	12-0	17	1.4	2-11	.182	1-4	.250	0-0	.000	1-1-2	0.2	0-0	1	1	0	1	5	0.4
TOTAL	12-0	17	1.4	2-11	.182	1-4	.250	0-0	.000	1-1-2	0.2	0-0	1	1	0	1	5	0.4

Career BIG EAST Statistics

Season	GP-GS	Min	Avg	FG-A	Pct	3FG-A	Pct	FT-A	Pct	O-D-TOT	Avg	PF-FO	Ast	TO	Blk	Stl	Pts	Avg
2011-12	6-0	5	0.8	0-3	.000	0-1	.000	0-0	.000	0-0-0	0.0	0-0	0	0	0	0	0	0.0
TOTAL	6-0	5	0.8	0-3	.000	0-1	.000	0-0	.000	0-0-0	0.0	0-0	0	0	0	0	0	0.0



12 Alex Dragicevich

Sophomore • Guard

6-7 • 221

Northbrook, Ill. • Glenbrook North

Career Games With:

Double Figure Points	6
20-Plus Points.....	1
30-Plus Points.....	N/A
10-Plus Rebounds.....	N/A
10-Plus Assists	N/A
Double-Double	N/A

Season and Career Bests

Points	Season 22 (vs. Pittsburgh 12/27/11)	FG's	Season 8 (vs. Pittsburgh 12/27/11)
Career 22 (vs. Pittsburgh 12/27/11)	Career 8 (vs. Pittsburgh 12/27/11)	3PT FG's	Season 4 (vs. Pittsburgh 12/27/11)
Rebounds	Season 5 (vs. Sacred Heart 12/19/11)	Career 4 (vs. Pittsburgh 12/27/11)	FT's
Career 5 (vs. Sacred Heart 12/19/11)	Assists	Season 4 (vs. Maine 12/8/11)	Career 4 (on two occasions)
Assists	Season 7 (vs. Delaware St. 11/18/11)	Minutes	Season 38 (vs. Delaware St. 11/18/11)
Career 7 (vs. Delaware St. 11/18/11)	Steals	Career 38 (vs. Delaware St. 11/18/11)	
Steals	Season 1 (on four occasions)		
Career 1 (on five occasions)	Blocks		
Blocks	Season 2 (vs. Maryland 12/4/11)		
Career 2 (vs. Maryland 12/4/11)	Career 2 (vs. Maryland 12/4/11)		

2011-12 Honors, Awards & Accomplishments

- Recorded first career block vs. Detroit (11/14/11)
- Posted first career start against Sam Houston State (11/16/11)
- Set career mark in minutes (38) against Delaware State (11/18/11)
- Career best two blocks versus Maryland (12/4/11)
- Matched career best 3FG's (3) against Indiana (12/17/11)
- Pulled down career best 5 rebounds versus Sacred Heart (12/19/11)
- Set career bests in points (22), FG's (8) and 3FG's (4) against Pittsburgh (12/27/11)
- Named to the BIG EAST Weekly Honor Roll (Jan. 2)

Game-By-Game Stats

	Start	FG-A	3P-A	FT-A	Reb	PF	TP	A	TO	BK	S	Min
Mississippi Valley State		2-7	0-3	3-4	4	0	7	2	0	0	0	21
Detroit		0-2	0-1	2-4	2	0	2	1	0	1	0	13
Sam Houston State	*	2-6	1-4	2-4	3	0	7	3	1	1	0	33
Delaware State	*	6-12	3-8	3-4	3	2	18	7	1	0	0	38
Missouri		0-2	0-2	0-0	0	3	0	0	1	0	0	10
Georgia		0-1	0-0	0-0	0	1	0	0	0	0	0	7
Bryant		5-11	3-8	0-0	4	1	13	0	1	0	0	25
Gonzaga		1-2	0-0	1-2	3	1	3	0	1	0	0	15
Maryland		3-5	2-4	0-0	0	2	8	1	1	2	0	14
Maine		4-10	2-8	4-4	2	0	14	3	0	1	0	31
Dartmouth	*	5-9	2-5	3-4	3	1	15	2	0	1	1	25
Indiana	*	3-6	3-5	0-0	2	2	9	0	3	0	0	33
Sacred Heart	*	4-8	2-5	2-2	5	1	12	1	3	1	0	28
Pittsburgh	*	8-13	4-7	2-4	2	3	22	0	1	0	0	33
Cincinnati	*	2-11	0-6	2-2	2	2	6	1	0	0	0	22
Louisville	*	0-4	0-3	0-0	1	2	0	1	2	0	0	21
South Florida	*	3-6	1-2	0-0	1	2	7	4	2	0	1	27
Connecticut	*	1-5	0-2	0-0	0	0	2	0	1	0	0	17
Rutgers		2-4	0-1	0-0	1	1	4	0	0	1	0	11
Syracuse		2-5	2-4	3-5	3	0	9	2	1	0	1	31
Seton Hall		3-6	2-4	1-1	1	1	9	0	1	0	1	27
Connecticut		0-4	0-2	0-0	1	0	0	1	0	0	0	11
Marquette		1-5	0-2	2-2	2	0	4	1	0	1	0	19
West Virginia		1-2	0-1	1-2	4	1	3	3	1	0	0	16
DePaul		2-4	2-2	2-2	2	0	8	1	0	0	0	17
Rutgers		3-7	2-5	0-0	1	3	8	1	1	0	0	25
Villanova		0-2	0-1	0-0	0	0	0	0	1	0	0	10
West Virginia		2-3	2-3	2-2	1	1	8	1	2	0	0	20
St. John's		2-9	2-8	0-0	2	1	6	1	2	0	0	22
Georgetown		0-2	0-2	0-0	0	1	0	0	0	0	0	16
Providence												

Career Stats vs. The BIG EAST

Opponent	GP-GS	Min.	FG-A	3PT-A	FT-A	Reb.	A	PF	B	S	Pts.
Cincinnati	2-1	26	2-11	0-6	2-2	3/1.5	2	2	0	0	6/3.0
Connecticut	2-1	28	1-9	0-4	0-0	1/0.5	1	0	0	0	2/1.0
DePaul	2-0	20	2-4	2-2	2-2	3/1.5	1	0	0	0	8/4.0
Georgetown	1-0	16	0-2	0-2	0-0	0/0.0	0	1	0	0	0/0.0
Louisville	1-1	21	0-4	0-3	0-0	1/1.0	1	2	0	0	0/0.0
Marquette	2-0	23	2-6	0-2	2-2	2/1.0	2	0	1	0	6/3.0
Pittsburgh	1-1	33	8-13	4-7	2-4	2/2.0	0	3	0	0	22/22.0
Providence	0-0	0	0-0	0-0	0-0	0/0.0	0	0	0	0	0/0.0
Rutgers	2-0	36	5-11	2-6	0-0	2/1.0	1	4	1	0	12/6.0
St. John's	2-0	25	2-11	2-10	1-2	2/1.0	1	1	0	0	7/3.5
Seton Hall	1-0	27	3-6	2-4	1-1	1/1.0	0	1	0	1	9/9.0
USF	2-1	32	4-8	2-4	0-0	1/0.5	4	2	0	1	10/5.0
Syracuse	1-0	31	2-5	2-4	3-5	3/3.0	2	0	0	1	9/9.0
Villanova	2-0	11	0-2	0-1	0-2	1/0.5	0	0	0	0	0/0.0
West Virginia	3-0	38	3-7	2-6	3-4	5/1.7	4	2	0	0	11/3.7

Career Statistics

Season	GP-GS	Min	Avg	FG-A	Pct	3FG-A	Pct	FT-A	Pct	O-D-TOT	Avg	PF-FO	Ast	TO	Blk	Stl	Pts	Avg
2010-11	14-0	62	4.4	5-17	.294	2-10	.200	8-13	.615	4-7-11	0.8	1-0	3	2	0	1	20	1.4
2011-12	30-10	638	21.3	67-173	.387	35-108	.324	35-48	.729	10-45-55	1.8	32-0	37	27	9	4	204	6.8
TOTAL	44-10	700	15.9	72-190	.379	37-118	.314	43-61	.705	14-52-66	1.5	33-0	40	29	9	5	224	5.1

Career BIG EAST Statistics

Season	GP-GS	Min	Avg	FG-A	Pct	3FG-A	Pct	FT-A	Pct	O-D-TOT	Avg	PF-FO	Ast	TO	Blk	Stl	Pts	Avg
2010-11	6-0	18	3.0	2-7	.286	1-6	.167	1-4	.250	0-2-2	0.3	0-0	1	2	0	0	6	1.0
2011-12	17-5	345	20.3	32-92	.348	17-55	.309	15-20	.750	5-19-24	1.4	18-0	17	15	2	3	96	5.6
TOTAL	23-5	363	15.8	34-99	.343	18-61	.295	16-24	.667	5-21-26	1.1	18-0	18	17	2	3	102	4.4



14 Scott Martin | Senior • Guard

6-8 • 222

Valparaiso, Ind. • Valparaiso

Career Games With:

Double Figure Points ...47 (34 with ND)
 20-Plus Points.....2 (2 with ND)
 30-Plus Points.....N/A
 10-Plus Rebounds.....3 (3 with ND)
 10-Plus AssistsN/A
 Double-Double3 (3 with ND)

Season and Career Bests

Points	23 (vs. Delaware St. 11/18/11)	FG's	9 (vs. St. John's 2/25/12)
Season	23 (vs. Delaware St. 11/18/11)	Career	9 (vs. St. John's 2/25/12)
Rebounds	13 (vs. USF 1/10/12)	3PT FG's	4 (vs. Delaware St. 11/18/11)
Season	13 (vs. USF 1/10/12)	Career	4 (vs. Delaware St. 11/18/11)
Assists	4 (on two occasions)	FT's	5 (on two occasions)
Season	4 (on two occasions)	Career	8 (on three occasions)
Steals	4 (vs. Villanova 2/20/12)	Minutes	48 (vs. Louisville 1/7/12)
Season	4 (on two occasions)	Career	48 (vs. Louisville 1/7/12)
Blocks	3 (vs. Indiana 12/17/11)		
Season	3 (on four occasions)		

2011-12 Honors, Awards & Accomplishments

- Team Captain
- Scored career-high 23 points in win over Delaware State (11/18/11) while also hitting a career-best four three-pointers
- Set season-best mark in rebounds with eight against Bryant (11/27/11)
- Missed first game of season versus Dartmouth (12/10/11) with mild concussion
- Posted first double-double of season and second of career with 11 pts., 12 rebs. against Louisville in a career best 48 minutes (1/7/12)
- Set career high in rebounds en route to second consecutive double-double (15 pts., 13 rebs.) against USF (1/10/12)
- Reached double-figures in five straight games (Louisville, South Florida, Connecticut, Rutgers, Syracuse)

Game-By-Game Stats

	Start	FG-A	3P-A	FT-A	Reb	PF	TP	A	TO	BK	S	Min
Mississippi Valley State	*	6-14	2-6	1-2	5	3	15	2	3	0	1	34
Detroit	*	1-7	1-5	0-0	6	2	3	0	3	0	1	39
Sam Houston State	*	4-9	2-4	1-2	5	3	11	1	2	0	1	30
Delaware State	*	8-18	4-9	3-4	5	4	23	3	0	0	0	35
Missouri	*	3-8	1-3	5-6	5	2	12	1	2	0	2	31
Georgia	*	2-9	0-5	2-2	3	3	6	0	1	1	2	34
Bryant	*	5-12	1-4	1-2	8	3	12	0	1	0	1	28
Gonzaga	*	0-6	0-3	1-3	4	2	1	0	2	1	1	29
Maryland	*	2-6	1-4	2-2	4	5	7	3	2	0	0	31
Maine	*	2-4	0-2	0-0	0	0	4	1	1	0	0	9
Dartmouth												DNP
Indiana	*	1-4	0-1	4-8	7	2	6	2	3	3	0	36
Sacred Heart	*	3-6	0-1	3-4	5	2	9	1	0	0	2	23
Pittsburgh	*	2-7	0-4	0-0	6	3	4	2	0	0	1	31
Cincinnati	*	0-6	0-3	0-0	8	2	0	2	3	1	0	29
Louisville	*	4-14	0-7	3-3	12	2	11	3	3	1	3	48
South Florida	*	7-14	1-4	0-0	13	1	15	2	0	0	2	39
Connecticut	*	5-14	0-5	2-2	9	4	12	1	2	0	0	40-
Rutgers	*	5-9	1-2	0-1	6	2	11	1	2	1	1	40
Syracuse	*	5-8	2-2	1-2	6	3	13	3	5	1	1	38
Seton Hall	*	1-6	1-4	0-0	5	4	3	1	1	1	1	29
Connecticut	*	4-8	2-5	0-0	7	3	10	3	3	0	1	40
Marquette	*	5-9	1-2	0-0	5	1	11	4	1	1	1	40
West Virginia	*	5-7	2-3	0-0	2	3	12	0	1	1	0	40
DePaul	*	3-10	0-3	1-2	4	2	7	3	2	0	0	40
Rutgers	*	1-5	0-1	5-6	2	3	7	3	0	0	0	38
Villanova	*	1-9	0-1	4-4	5	4	6	4	0	0	4	44
West Virginia	*	5-7	3-4	2-2	6	3	15	1	0	0	0	36
St. John's	*	9-15	0-4	0-0	6	4	18	0	0	0	0	29
Georgetown	*	4-7	1-2	0-0	3	1	9	1	2	0	0	34
Providence												

Career Stats vs. The BIG EAST


Opponent	GP-GS	Min.	FG-A	3PT-A	FT-A	Reb.	A	PF	B	S	Pts.
Cincinnati	3-3	95	9-24	3-7	1-3	19/6.3	5	3	2	1	22/7.3
Connecticut	4-4	145	15-38	4-17	5-9	25/6.3	7	13	1	1	39/9.8
DePaul	3-3	106	12-30	4-11	4-6	12/4.0	5	6	0	2	32/10.7
Georgetown	2-2	64	9-16	2-3	0-4	6/3.0	2	2	0	1	20/10.0
Louisville	4-4	153	17-43	4-19	11-17	29/7.3	10	8	1	7	49/12.3
Marquette	3-3	109	10-29	2-9	9-12	19/6.3	7	7	2	1	31/10.3
Pittsburgh	2-2	67	5-17	3-10	1-2	7/3.5	3	5	0	1	14/7.0
Providence	1-1	33	4-8	2-4	0-0	5/5.0	1	3	0	1	10/10.0
Rutgers	3-3	112	9-20	1-4	13-16	10/3.3	7	7	1	1	32/10.7
St. John's	3-3	93	16-33	0-10	2-4	18/6.0	3	9	0	0	34/11.3
Seton Hall	2-2	64	3-13	3-9	0-0	9/4.5	4	5	2	3	9/4.5
USF	2-2	69	11-20	3-7	0-0	20/10.0	4	1	3	3	25/12.5
Syracuse	2-2	72	8-17	2-4	5-6	13/6.5	9	5	2	2	23/11.5
Villanova	2-2	72	3-14	1-3	4-4	5/2.5	5	6	0	4	11/5.5
West Virginia	3-3	108	14-25	6-13	2-2	14/4.7	1	10	1	0	36/12.0

Career Statistics

Season	GP-GS	Min	Avg	FG-A	Pct	3FG-A	Pct	FT-A	Pct	O-D-TOT	Avg	PF-FO	Ast	TO	Blk	Stl	Pts	Avg
2007-08	32-8	700	21.9	84-225	.373	26-83	.313	78-112	.696	42-79-121	3.8	78-3	44	48	21	31	272	8.5
2008-09										Sat Out Due To NCAA Transfer Rules								
2009-10										Did Not Play Due To Injury								
2010-11	33-33	1008	30.5	115-269	.428	34-102	.333	55-86	.640	33-125-158	4.8	63-0	61	51	10	16	319	9.7
2011-12	29-29	994	34.3	103-258	.399	26-103	.252	41-57	.719	25-137-162	5.6	76-1	48	45	12	26	273	9.4
TOTAL	94-70	2702	28.7	302-752	.402	86-288	.299	174-255	.682	100-341-441	4.7	217-4	153	144	43	73	864	9.2

Career BIG EAST Statistics

Season	GP-GS	Min	Avg	FG-A	Pct	3FG-A	Pct	FT-A	Pct	O-D-TOT	Avg	PF-FO	Ast	TO	Blk	Stl	Pts	Avg
2008-09										Sat Out Due To NCAA Transfer Rules								
2009-10										Did Not Play Due To Injury								
2010-11	18-18	593	32.9	60-151	.397	19-57	.333	31-49	.633	18-73-91	5.1	38-0	33	32	7	9	170	9.4
2011-12	17-17	635	37.4	66-155	.426	14-56	.250	18-22	.818	17-88-105	6.2	45-0	34	25	7	15	164	9.6
TOTAL	35-35	1228	35.1	126-306	.412	33-113	.292	49-71	.690	35-161-196	5.6	83-0	67	57	14	24	334	9.5



21 Tim Abromaitis | Graduate Student • Forward 6-8 • 236 Unionville, Conn. • Farmington

Career Games With:

Double Figure Points	58
20-Plus Points.....	22
30-Plus Points.....	3
10-Plus Rebounds.....	4
10-Plus Assists	N/A
Double-Double	3

Season and Career Bests

Points	Season 22 (vs. Missouri 11/21/11) Career 31 (vs. UCF 12/6/09)	FG's	Season 9 (vs. Missouri 11/21/11) Career 11 (on two occasions)
Rebounds	Season 8 (vs. Missouri 11/21/11) Career 11 (on two occasions)	3PT FG's	Season -- Career 9 (vs. Villanova 2/28/11)
Assists	Season 3 (vs. Missouri 11/21/11) Career 7 (vs. Chicago State 11/17/10)	FT's	Season 4 (on two occasions) Career 12 (vs. Seton Hall 2/11/10)
Steals	Season 1 (vs. Georgia 11/22/11) Career 3 (vs. DePaul 2/3/11)	Minutes	Season 38 (on two occasions) Career 46 (vs. Georgia 11/25/10)
Blocks	Season -- Career 2 (on four occasions)		

2011-12 Honors, Awards & Accomplishments

- Preseason All-BIG EAST First Team
- John R. Wooden Award Preseason Top 50 List
- Naismith Trophy Preseason Watch List
- Lowe's Senior CLASS Award Candidate
- Team Captain
- Returned to Irish lineup in Progressive CBE Classic semifinal game against Missouri (11/21/11)
- Out for remainder of season with torn ACL

Game-By-Game Stats

	Start	FG-A	3P-A	FT-A	Reb	PF	TP	A	TO	BK	S	Min
Mississippi Valley State												DNP
Detroit												DNP
Sam Houston State												DNP
Delaware State												DNP
Missouri	*	9-18	0-4	4-5	8	2	22	3	4	0	0	38
Georgia	*	1-12	0-7	4-4	6	5	6	2	2	0	1	38
Bryant												DNP-injury
Gonzaga												DNP-injury
Maryland												DNP-injury
Maine												DNP-injury
Dartmouth												DNP-injury
Indiana												DNP-injury
Sacred Heart												DNP-injury
Pittsburgh												DNP-injury
Cincinnati												DNP-injury
Louisville												DNP-injury
South Florida												DNP-injury
Connecticut												DNP-injury
Rutgers												DNP-injury
Syracuse												DNP-injury
Seton Hall												DNP-injury
Connecticut												DNP-injury
Marquette												DNP-injury
West Virginia												DNP-injury
DePaul												DNP-injury
Rutgers												DNP-injury
Villanova												DNP-injury
West Virginia												DNP-injury
St. John's												DNP-injury
Georgetown												DNP-injury
Providence												DNP-injury

Career Stats vs. The BIG EAST

Opponent	GP-GS	Min.	FG-A	3PT-A	FT-A	Reb.	A	PF	B	S	Pts.
Cincinnati	4-4	127	21-42	10-17	15-20	23/5.8	9	13	1	4	67/16.8
Connecticut	4-3	147	18-42	6-20	6-12	22/5.5	4	7	1	4	48/12.0
DePaul	2-2	62	13-25	6-12	11-12	10/5.0	4	3	0	4	43/21.5
Georgetown	3-2	75	13-31	6-16	9-9	8/2.7	4	3	2	2	41/13.7
Louisville	3-3	130	22-41	5-11	19-20	16/5.3	5	7	2	1	68/22.7
Marquette	4-3	110	12-32	3-14	9-11	17/4.3	4	6	0	1	36/9.0
Pittsburgh	3-3	102	7-15	3-6	9-10	9/3.0	1	3	3	0	26/8.7
Providence	2-2	62	19-30	9-15	3-6	12/6.0	2	2	0	2	50/25.0
Rutgers	2-2	72	10-21	4-11	3-4	18/9.0	3	5	0	0	27/13.5
St. John's	3-3	113	15-31	7-15	9-11	18/6.0	5	8	0	3	46/15.3
Seton Hall	4-3	116	11-29	7-16	20-24	22/5.5	4	5	0	1	49/12.3
USF	3-3	91	12-24	5-11	1-1	11/3.7	6	5	1	3	30/10.0
Syracuse	2-2	76	16-32	8-17	1-3	9/4.5	5	7	1	1	41/20.5
Villanova	2-2	74	13-30	11-21	9-12	9/4.5	6	6	0	0	46/23.0
West Virginia	3-3	98	8-23	4-12	13-17	15/5.0	4	11	1	2	33/11.0

Career Statistics

Season	GP-GS	Min	Avg	FG-A	Pct	3FG-A	Pct	FT-A	Pct	O-D-TOT	Avg	PF-FO	Ast	TO	Blk	Stl	Pts	Avg
2007-08	12-0	40	3.3	6-21	.286	1-8	.125	7-7	1.000	5-7-12	1.0	5-0	3	4	1	1	20	1.7
2008-09										Did Not Play								
2009-10	35-26	1104	31.5	183-370	.495	81-189	.429	117-134	.873	43-123-166	4.7	76-1	52	42	11	17	564	16.1
2010-11	34-34	1162	34.2	169-371	.456	78-182	.429	109-139	.784	45-161-206	6.1	66-1	61	52	15	26	525	15.4
2011-12	2-2	76	38.0	10-30	.333	0-11	.000	8-9	.889	2-12-14	7.0	7-1	5	6	0	1	28	14.0
TOTAL	83-62	2382	28.7	368-792	.465	160-390	.410	241-289	.834	95-303-398	4.8	154-3	121	104	27	45	1137	13.7

Career BIG EAST Statistics

Season	GP-GS	Min	Avg	FG-A	Pct	3FG-A	Pct	FT-A	Pct	O-D-TOT	Avg	PF-FO	Ast	TO	Blk	Stl	Pts	Avg
2007-08	3-0	5	1.7	1-2	.500	0-1	.000	2-2	1.000	0-0-0	0.0	1-0	1	1	0	0	4	1.3
2008-09										Did Not Play								
2009-10	18-17	647	35.9	102-217	.470	45-109	.413	78-90	.867	28-74-102	5.7	37-1	34	25	6	9	327	18.2
2010-11	18-18	632	35.1	89-188	.473	43-91	.473	43-61	.705	22-75-97	5.4	39-1	24	32	5	16	264	14.7
2011-12	0-0	0	0.0	0-0	.000	0-0	.000	0-0	.000	0-0-0	0.0	0-0	0	0	0	0	0	0.0
TOTAL	39-35	1284	32.9	192-407	.472	88-201	.438	123-153	.804	50-149-199	5.1	77-2	59	58	11	25	595	15.3



22 Jerian Grant | Sophomore • Guard 6-5 • 195 Bowie, Md. • DeMatha

Career Games With:

Double Figure Points	23
20-Plus Points.....	4
30-Plus Points.....	N/A
10-Plus Rebounds.....	1
10-Plus Assists	N/A
Double-Double	1

2011-12 Honors, Awards & Accomplishments

- Named to the Progressive CBE All-Tournament Team
- Played in first game and recorded first start as member of the Irish in season opener against Mississippi Valley State (11/12/11)
- Tallied first career block against Delaware State (11/18/11)
- Named BIG EAST Rookie of the Week on Nov. 21
- Set career high in FT's (10) against Georgia (11/22/11)
- Pulled down career high 11 rebounds en route to first career double-double (12 pts., 11 rebs.) against Bryant (11/27/11)
- Dished out career best 9 assists against Pittsburgh (12/27/11)
- Career best steals (3) and minutes played (47) in 2OT victory over Louisville (1/7/12)
- Named to BIG EAST Weekly Honor Roll (Jan. 31)
- Score career high 22 points in victory over DePaul (2/11/12)

Season and Career Bests

Points	22 (vs. DePaul 2/11/12)	FG's	8 (on two occasions)
Season	22 (vs. DePaul 2/11/12)	Season	8 (on two occasions)
Career	22 (vs. DePaul 2/11/12)	Career	8 (on two occasions)
Rebounds	11 (vs. Bryant 11/27/11)	3PT FG's	4 (vs. West Virginia 2/22/12)
Season	11 (vs. Bryant 11/27/11)	Season	4 (vs. West Virginia 2/22/12)
Career	11 (vs. Bryant 11/27/11)	Career	4 (vs. West Virginia 2/22/12)
Assists	9 (on two occasions)	FT's	10 (on two occasions)
Season	9 (on two occasions)	Season	10 (on two occasions)
Career	9 (on two occasions)	Career	10 (on two occasions)
Steals	3 (on two occasions)	Minutes	47 (vs. Louisville 1/7/12)
Season	3 (on two occasions)	Season	47 (vs. Louisville 1/7/12)
Career	3 (on two occasions)	Career	47 (vs. Louisville 1/7/12)
Blocks	1 (on six occasions)		
Season	1 (on six occasions)		
Career	1 (on six occasions)		

Game-By-Game Stats

	Start	FG-A	3P-A	FT-A	Reb	PF	TP	A	TO	BK	S	Min
Mississippi Valley State	*	4-7	2-3	1-1	2	1	11	5	1	0	2	33
Detroit	*	4-10	3-6	0-0	2	0	11	3	1	0	1	30
Sam Houston State	*	6-6	1-1	4-7	6	0	17	7	1	0	2	36
Delaware State	*	4-6	3-3	6-8	4	3	17	6	2	1	1	39
Missouri	*	3-8	0-2	0-1	1	2	6	2	2	0	0	27
Georgia	*	4-7	2-4	10-11	5	2	20	4	0	0	1	39
Bryant	*	3-7	2-4	4-4	11	0	12	7	1	0	1	33
Gonzaga	*	5-9	0-3	6-7	1	2	16	3	4	0	1	32
Maryland	*	8-13	0-3	4-6	4	3	20	3	2	0	2	39
Maine	*	2-3	1-1	1-2	4	1	6	2	2	1	1	23
Dartmouth		0-8	0-6	0-0	3	2	0	4	1	1	2	30
Indiana	*	2-10	1-4	9-10	4	3	14	4	0	0	1	36
Sacred Heart	*	5-10	3-4	2-2	2	1	15	7	0	0	1	31
Pittsburgh	*	5-12	3-7	2-3	1	2	15	9	2	0	1	33
Cincinnati	*	5-12	2-8	5-5	2	3	17	4	3	0	1	37
Louisville	*	4-13	3-8	6-9	3	0	17	3	0	0	3	47
South Florida	*	5-11	2-5	2-2	1	1	14	4	3	0	2	39
Connecticut	*	2-9	2-8	0-2	1	4	6	5	0	0	1	35
Rutgers	*	4-10	1-3	0-1	3	3	9	7	3	0	2	34
Syracuse	*	2-5	1-3	6-6	2	1	11	6	5	0	0	37
Seton Hall	*	2-8	1-3	10-12	5	2	15	4	2	1	0	38
Connecticut	*	2-9	1-4	6-8	5	3	11	6	1	1	3	38
Marquette	*	5-13	2-7	0-0	1	0	12	8	1	1	2	39
West Virginia	*	4-17	2-7	2-2	2	2	12	3	0	0	1	39
DePaul	*	6-10	2-5	8-8	2	0	22	5	2	0	0	36
Rutgers	*	2-5	1-2	6-6	2	2	11	3	3	0	1	36
Villanova	*	3-15	3-10	1-2	3	3	10	9	4	0	2	42
West Virginia	*	8-11	4-5	0-0	2	2	20	3	2	0	1	35
St. John's	*	1-8	0-5	0-0	0	3	2	7	2	0	0	39
Georgetown	*	2-12	1-5	3-3	2	2	8	4	2	0	1	37
Providence												

Career Stats vs. The BIG EAST


Opponent	GP-GS	Min.	FG-A	3PT-A	FT-A	Reb.	A	PF	B	S	Pts.
Cincinnati	1-1	37	5-12	2-8	5-5	2/2.0	4	3	0	1	17/17.0
Connecticut	2-2	73	4-18	3-12	6-10	6/3.0	11	7	1	4	17/8.5
DePaul	1-1	36	6-10	2-5	8-8	2/2.0	5	0	0	0	22/22.0
Georgetown	1-1	37	2-12	1-5	3-3	2/2.0	4	2	0	1	8/8.0
Louisville	1-1	47	4-13	3-8	6-9	3/3.0	3	0	0	3	17/17.0
Marquette	1-1	39	5-13	2-7	0-0	1/1.0	8	0	1	2	12/12.0
Pittsburgh	1-1	33	5-12	3-7	2-3	1/1.0	9	2	0	1	15/15.0
Providence	0-0	0	0-0	0-0	0-0	0/0.0	0	0	0	0	0/0.0
Rutgers	2-2	70	6-15	2-5	6-7	5/2.5	10	5	0	3	20/10.0
St. John's	1-1	39	1-8	0-5	0-0	0/0.0	7	3	0	0	2/2.0
Seton Hall	1-1	38	2-8	1-3	10-12	5/5.0	4	2	1	0	15/15.0
USF	1-1	39	5-11	2-5	2-2	1/1.0	4	1	0	2	14/14.0
Syracuse	1-1	37	2-5	1-3	6-6	2/2.0	6	1	0	0	11/11.0
Villanova	1-1	42	3-15	3-10	1-2	3/3.0	9	3	0	2	10/10.0
West Virginia	2-2	74	12-28	6-12	2-2	4/2.0	6	4	0	2	32/16.0

Career Statistics

Season	GP-GS	Min	Avg	FG-A	Pct	3FG-A	Pct	FT-A	Pct	O-D-TOT	Avg	PF-FO	Ast	TO	Blk	Stl	Pts	Avg	
2010-11										Did Not Play									
2011-12	30-29	1069	35.6	112-284	.394	49-139	.353	104-128	.813	16-70-86	2.9	53-0	147	52	6	37	377	12.6	
TOTAL	30-29	1069	35.6	112-284	.394	49-139	.353	104-128	.813	16-70-86	2.9	53-0	147	52	6	37	377	12.6	

Career BIG EAST Statistics

Season	GP-GS	Min	Avg	FG-A	Pct	3FG-A	Pct	FT-A	Pct	O-D-TOT	Avg	PF-FO	Ast	TO	Blk	Stl	Pts	Avg	
2010-11										Did Not Play									
2011-12	17-17	641	37.7	62-180	.344	31-95	.326	57-69	.826	10-27-37	2.2	33-0	90	35	3	21	212	12.5	
TOTAL	17-17	641	37.7	62-180	.344	31-95	.326	57-69	.826	10-27-37	2.2	33-0	90	35	3	21	212	12.5	



24 Pat Connaughton

Freshman • Guard/Forward
6-5 • 206
Arlington, Mass. • St. John's Prep

Career Games With:

Double Figure Points	7
20-Plus Points	3
30-Plus Points	N/A
10-Plus Rebounds	2
10-Plus Assists	N/A
Double-Double	1

2011-12 Honors, Awards & Accomplishments

- Set early career bests in points (24), steals (2), FG's (9) and 3FG's (6) against Sam Houston State (11/16/11)
- The six three's against SHSU were most by Irish freshman since Chris Thomas hit six against UConn on March 8, 2002 and the 24 points were most by a freshman since Torin Francis scored 25 against Arizona on March 27, 2003
- Registered first start of career against Delaware State (11/18/11)
- Hit career best 4 FT's against Maryland (12/4/11)
- Got first career BIG EAST start against Syracuse (1/21/12)
- Named BIG EAST Co-Rookie of the Week (Feb. 6) after posting first double-double of career (23 pts, 11 rebs) against Marquette (2/4/12)

Season and Career Bests

Points	24 (vs. Sam Houston 11/16/11)	FG's	9 (on two occasions)
Season	24 (vs. Sam Houston 11/16/11)	Season	9 (on two occasions)
Career	24 (vs. Sam Houston 11/16/11)	Career	9 (on two occasions)
Rebounds	11 (on two occasions)	3PT FG's	7 (vs. Villanova 2/18/12)
Season	11 (on two occasions)	Season	7 (vs. Villanova 2/18/12)
Career	11 (on two occasions)	Career	7 (vs. Villanova 2/18/12)
Assists	4 (vs. West Virginia 2/22/12)	FT's	4 (vs. Maryland 12/4/11)
Season	4 (vs. West Virginia 2/22/12)	Season	4 (vs. Maryland 12/4/11)
Career	4 (vs. West Virginia 2/22/12)	Career	4 (vs. Maryland 12/4/11)
Steals	2 (on four occasions)	Minutes	37 (vs. Marquette 2/4/12)
Season	2 (on four occasions)	Season	37 (vs. Marquette 2/4/12)
Career	2 (on four occasions)	Career	37 (vs. Marquette 2/4/12)
Blocks	2 (vs. Marquette 2/4/12)		
Season	2 (vs. Marquette 2/4/12)		
Career	2 (vs. Marquette 2/4/12)		

Game-By-Game Stats

	Start	FG-A	3P-A	FT-A	Reb	PF	TP	A	TO	BK	S	Min
Mississippi Valley State		0-4	0-2	2-2	4	1	2	0	0	0	0	15
Detroit		4-5	0-1	2-3	9	2	10	0	1	0	0	20
Sam Houston State		9-14	6-10	0-1	5	1	24	1	1	0	2	33
Delaware State	*	3-9	1-3	2-2	7	1	9	2	2	0	0	36
Missouri		2-4	1-2	2-3	5	1	7	0	0	1	0	26
Georgia		4-7	1-3	2-4	0	0	11	0	0	0	0	18
Bryant	*	1-5	0-1	0-0	3	0	2	3	1	0	0	24
Gonzaga		4-8	2-3	1-1	3	0	11	0	0	0	1	26
Maryland		2-4	1-2	4-4	6	3	9	0	0	0	1	25
Maine		1-4	0-2	2-2	5	0	4	0	1	0	0	26
Dartmouth	*	1-6	1-6	0-0	4	0	3	3	1	0	0	27
Indiana		1-3	0-1	0-1	4	4	2	1	1	0	1	22
Sacred Heart		1-4	1-2	2-2	2	1	5	0	0	0	0	20
Pittsburgh		1-1	0-0	0-0	0	0	2	2	0	0	0	11
Cincinnati		2-6	1-5	0-0	4	3	5	0	1	0	0	15
Louisville		0-0	0-0	0-0	0	1	0	0	1	0	0	8
South Florida		2-4	1-2	0-0	1	0	5	0	1	1	0	10
Connecticut		1-7	0-3	0-0	4	3	2	0	0	0	2	20
Rutgers		3-8	1-6	0-0	5	4	7	0	0	1	0	29
Syracuse	*	2-3	2-3	1-2	7	2	7	1	2	0	0	24
Seton Hall	*	0-3	0-3	0-0	5	1	0	0	1	0	0	17
Connecticut	*	2-8	2-5	2-2	5	2	8	0	1	0	0	28
Marquette	*	9-12	5-8	0-1	11	1	23	3	2	2	1	37
West Virginia	*	0-3	0-3	0-0	4	0	0	1	1	0	0	29
DePaul	*	4-5	1-2	0-0	4	3	9	2	2	0	1	25
Rutgers	*	3-7	3-6	1-1	5	1	10	0	1	0	0	22
Villanova	*	7-15	7-12	0-0	9	0	21	1	0	0	1	35
West Virginia	*	0-2	0-1	0-0	5	0	0	4	0	0	2	24
St. John's	*	3-12	1-9	0-0	2	5	7	2	0	0	2	25
Georgetown	*	3-8	0-3	0-0	11	0	6	1	1	0	1	31
Providence												

Career Stats vs. The BIG EAST

Opponent	GP-GS	Min.	FG-A	3PT-A	FT-A	Reb.	A	PF	B	S	Pts.
Cincinnati	1-0	15	2-6	1-5	0-0	4/4.0	0	3	0	0	5/5.0
Connecticut	2-1	48	3-15	2-8	2-2	9/4.5	0	5	0	2	10/5.0
DePaul	1-1	25	4-5	1-2	0-0	4/4.0	2	3	0	1	9/9.0
Georgetown	1-1	31	3-8	0-3	0-0	11/11.0	1	0	0	1	6/6.0
Louisville	1-0	8	0-0	0-0	0-0	0/0.0	0	1	0	0	0/0.0
Marquette	1-1	37	9-12	5-8	0-1	11/11.0	3	1	2	1	23/23.0
Pittsburgh	1-0	11	1-1	0-0	0-0	0/0.0	2	0	0	0	2/2.0
Providence	0-0	0	0-0	0-0	0-0	0/0.0	0	0	0	0	0/0.0
Rutgers	2-1	51	6-15	4-12	1-1	10/5.0	0	5	1	0	17/8.5
St. John's	1-1	25	3-12	1-9	0-0	2/2.0	2	5	0	2	7/7.0
Seton Hall	1-1	17	0-3	0-3	0-0	5/5.0	0	1	0	0	0/0.0
USF	1-0	10	2-4	1-2	0-0	1/1.0	0	0	1	0	5/5.0
Syracuse	1-1	24	2-3	2-3	1-2	7/7.0	1	2	0	0	7/7.0
Villanova	1-1	35	7-15	7-12	0-0	9/9.0	1	0	0	1	21/21.0
West Virginia	2-2	53	0-5	0-4	0-0	9/4.5	5	0	0	2	0/0.0

Career Statistics

Season	GP-GS	Min	Avg	FG-A	Pct	3FG-A	Pct	FT-A	Pct	O-D-TOT	Avg	PF-FO	Ast	TO	Blk	Stl	Pts	Avg
2011-12	30-14	708	23.6	75-181	.414	38-109	.349	23-31	.742	29-110-139	4.6	40-1	27	22	5	15	211	7.0
TOTAL	30-14	708	23.6	75-181	.414	38-109	.349	23-31	.742	29-110-139	4.6	40-1	27	22	5	15	211	7.0

Career BIG EAST Statistics

Season	GP-GS	Min	Avg	FG-A	Pct	3FG-A	Pct	FT-A	Pct	O-D-TOT	Avg	PF-FO	Ast	TO	Blk	Stl	Pts	Avg
2011-12	17-11	390	22.9	42-104	.404	24-71	.338	4-6	.667	16-66-82	4.8	26-1	17	14	4	10	112	6.6
TOTAL	17-11	390	22.9	42-104	.404	24-71	.338	4-6	.667	16-66-82	4.8	26-1	17	14	4	10	112	6.6



25 Tom Knight | Junior • Forward 6-9 • 250 Dixfield, Maine • Dirigo

Career Games With:

Double Figure Points.....	N/A
20-Plus Points.....	N/A
30-Plus Points.....	N/A
10-Plus Rebounds.....	N/A
10-Plus Assists.....	N/A
Double-Double.....	N/A

2011-12 Honors, Awards & Accomplishments

- Started three consecutive games (Maryland, Maine, Dartmouth); first three starts of Irish career
- Career highs in blocks (3), FT's (4) and minutes (25) against Dartmouth (12/10/11)
- Career high nine points against Sacred Heart (12/19/11)
- Career high six rebounds against St. John's (2/25/12)

Season and Career Bests

Points	9 (vs. Sacred Heart 12/19/11)	FG's	3 (on four occasions)
Season	9 (vs. Sacred Heart 12/19/11)	Career	3 (on six occasions)
Rebounds	6 (vs. St. John's 2/25/12)	3PT FG's	--
Season	6 (vs. St. John's 2/25/12)	Career	--
Assists	2 (on three occasions)	FT's	4 (vs. Dartmouth 12/10/11)
Season	2 (on three occasions)	Career	4 (vs. Dartmouth 12/10/11)
Steals	2 (on two occasions)	Minutes	25 (vs. Dartmouth 12/10/11)
Season	2 (on two occasions)	Career	25 (vs. Dartmouth 12/10/11)
Blocks	3 (vs. Dartmouth 12/10/11)		
Season	3 (vs. Dartmouth 12/10/11)		
Career	3 (vs. Dartmouth 12/10/11)		

Game-By-Game Stats

	Start	FG-A	3P-A	FT-A	Reb	PF	TP	A	TO	BK	S	Min
Mississippi Valley State	0-0	0-0	0-0	0-0	2	0	0	0	0	0	0	5
Detroit	0-1	0-0	0-0	0-0	1	0	0	0	0	0	0	1
Sam Houston State	3-7	0-0	1-2	1	1	7	2	0	0	0	2	19
Delaware State	3-4	0-0	0-0	0	2	6	0	0	0	0	0	8
Missouri												DNP
Georgia												DNP
Bryant	2-3	0-0	0-0	0	2	4	1	0	0	0	0	8
Gonzaga	2-3	0-0	0-0	3	3	4	1	0	2	0	0	14
Maryland	*	2-3	0-0	0-0	0	2	4	0	0	0	0	9
Maine	*	2-6	0-0	3-5	2	2	7	2	2	1	1	23
Dartmouth	*	2-6	0-0	4-4	5	1	8	1	1	3	1	25
Indiana	0-1	0-0	0-2	0	1	0	0	0	1	0	0	5
Sacred Heart	3-4	0-0	3-4	1	1	9	2	1	0	0	0	11
Pittsburgh	3-5	0-0	0-0	1	1	6	0	0	2	0	0	14
Cincinnati	2-4	0-0	0-1	3	1	4	0	2	0	0	0	12
Louisville												DNP
South Florida	0-0	0-0	0-0	1	1	0	0	0	1	0	0	9
Connecticut	1-4	0-0	0-0	4	1	2	0	0	0	0	0	9
Rutgers	0-0	0-0	0-0	0	0	0	0	0	0	0	0	3
Syracuse	2-4	0-0	0-0	2	0	4	0	0	0	0	0	7
Seton Hall	0-0	0-0	0-0	1	3	0	1	1	2	0	0	8
Connecticut	0-0	0-0	0-0	0	0	0	0	0	0	0	0	5
Marquette	0-0	0-0	0-0	1	1	0	0	1	0	0	0	1
West Virginia												DNP
DePaul	0-1	0-0	0-0	0	1	0	0	1	0	0	0	3
Rutgers	0-0	0-0	1-2	1	0	1	0	1	0	0	0	3
Villanova	0-0	0-0	0-0	1	0	0	0	1	1	0	0	3
West Virginia	0-0	0-0	0-0	1	2	0	0	1	0	0	0	4
St. John's	1-4	0-0	0-0	6	0	2	1	1	1	0	0	11
Georgetown	2-2	0-0	1-1	1	4	5	0	2	0	2	0	8
Providence												

Career Stats vs. The BIG EAST


Opponent	GP-GS	Min.	FG-A	3PT-A	FT-A	Reb.	A	PF	B	S	Pts.
Cincinnati	2-0	16	3-5	0-0	0-1	3/1.5	0	2	0	0	6/3.0
Connecticut	2-0	14	1-4	0-0	0-0	4/2.0	0	1	0	0	2/1.0
DePaul	2-0	5	1-2	0-0	0-0	0/0.0	0	1	0	0	2/1.0
Georgetown	1-0	8	2-2	0-0	1-1	1/1.0	0	4	0	2	5/5.0
Louisville	0-0	0	0-0	0-0	0-0	0/0.0	0	0	0	0	0/0.0
Marquette	2-0	3	0-0	0-0	0-0	2/1.0	0	1	0	0	0/0.0
Pittsburgh	1-0	14	3-5	0-0	0-0	1/1.0	0	1	2	0	6/6.0
Providence	0-0	0	0-0	0-0	0-0	0/0.0	0	0	0	0	0/0.0
Rutgers	2-0	6	0-0	0-0	1-2	1/0.5	0	0	0	0	1/0.5
St. John's	2-0	11	1-4	0-0	0-0	6/3.0	1	0	1	0	2/1.0
Seton Hall	1-0	8	0-0	0-0	0-0	1/1.0	1	3	2	0	0/0.0
USF	2-0	14	0-2	0-0	0-0	1/0.5	0	1	1	0	0/0.0
Syracuse	2-0	7	2-4	0-0	0-0	2/1.0	0	0	0	0	4/2.0
Villanova	2-0	4	0-0	0-0	0-0	2/1.0	1	1	1	0	0/0.0
West Virginia	1-0	4	0-0	0-0	0-0	1/1.0	0	2	0	0	0/0.0

Career Statistics

Season	GP-GS	Min	Avg	FG-A	Pct	3FG-A	Pct	FT-A	Pct	O-D-TOT	Avg	PF-FO	Ast	TO	Blk	Stl	Pts	Avg	
2009-10										Did Not Play									
2010-11	14-0	53	3.8	9-19	.474	0-0	.000	2-2	1.000	7-9-16	1.1	3-0	3	1	2	0	20	1.4	
2011-12	26-3	228	8.8	30-62	.484	0-0	.000	13-21	.619	19-19-38	1.5	30-0	11	15	14	7	73	2.8	
TOTAL	40-3	281	7.0	39-81	.481	0-0	.000	15-23	.652	26-28-54	1.4	33-0	14	16	16	7	93	2.3	

Career BIG EAST Statistics

Season	GP-GS	Min	Avg	FG-A	Pct	3FG-A	Pct	FT-A	Pct	O-D-TOT	Avg	PF-FO	Ast	TO	Blk	Stl	Pts	Avg	
2009-10										Did Not Play									
2010-11	6-0	11	1.8	1-3	.333	0-0	.000	0-0	.000	1-1-2	0.3	1-0	1	0	0	0	2	0.3	
2011-12	15-0	100	6.7	11-24	.458	0-0	.000	2-4	.500	14-9-23	1.5	15-0	2	11	7	2	24	1.6	
TOTAL	21-0	111	5.3	12-27	.444	0-0	.000	2-4	.500	15-10-25	1.2	16-0	3	11	7	2	26	1.2	



32 Joey Brooks | Junior • Guard

6-6 • 220
Houston, Texas • Strake Jesuit Prep School

Career Games With:

Double Figure Points	5
20-Plus Points.....	N/A
30-Plus Points.....	N/A
10-Plus Rebounds.....	N/A
10-Plus Assists	N/A
Double-Double	N/A

2011-12 Honors, Awards & Accomplishments

- First career start against Mississippi Valley State (11/12/11)
- Set career bests in points (13), rebounds (9), FT's (7) and minutes (35) in second career start against Detroit (11/14/11)
- Match career high in points (13) while also setting career best in FG's (5), 3FG's (2) and blocks (3) against Bryant (11/27/11)
- First career BIG EAST start against Rutgers (1/16/12)

Season and Career Bests

Points	13 (on three occasions)	FG's	5 (on two occasions)
Season	13 (on three occasions)	Career	5 (on two occasions)
Rebounds	9 (vs. Detroit 11/14/11)	3PT FG's	2 (vs. Bryant 11/27/11)
Season	9 (vs. Detroit 11/14/11)	Career	2 (vs. Bryant 11/27/11)
Assists	3 (on two occasions)	FT's	7 (vs. Detroit 11/14/11)
Season	3 (on two occasions)	Career	7 (vs. Detroit 11/14/11)
Steals	2 (vs. Detroit 11/14/11)	Minutes	35 (vs. Detroit 11/14/11)
Season	2 (vs. Detroit 11/14/11)	Career	35 (vs. Detroit 11/14/11)
Blocks	3 (vs. Bryant 11/27/11)		
Season	3 (vs. Bryant 11/27/11)		
Career	3 (vs. Bryant 11/27/11)		

Game-By-Game Stats

	Start	FG-A	3P-A	FT-A	Reb	PF	TP	A	TO	BK	S	Min
Mississippi Valley State	*	3-6	1-2	2-4	4	1	9	3	2	0	0	29
Detroit	*	3-9	0-0	7-13	9	3	13	2	1	0	2	35
Sam Houston State	*	0-4	0-0	0-0	1	1	0	1	0	0	0	12
Delaware State												
Missouri		1-5	1-2	1-2	1	2	4	1	1	0	0	14
Georgia		0-1	0-0	0-0	0	0	0	0	0	0	0	3
Bryant	*	5-7	2-2	1-2	6	3	13	2	2	3	0	24
Gonzaga	*	3-7	0-2	0-2	5	3	6	1	1	0	0	28
Maryland	*	2-6	0-1	3-4	3	3	7	1	0	0	0	26
Maine	*	1-2	0-0	0-0	1	1	2	1	1	0	0	10
Dartmouth		5-6	0-0	3-3	4	3	13	2	1	0	0	22
Indiana		0-1	0-0	0-0	0	0	0	0	1	0	0	4
Sacred Heart		3-5	1-1	5-5	2	2	12	3	0	0	1	17
Pittsburgh		0-0	0-0	0-0	0	0	0	0	1	0	0	5
Cincinnati		0-2	0-1	0-0	4	2	0	2	0	0	0	16
Louisville		1-3	1-1	1-2	4	5	4	1	0	0	0	26
South Florida		0-1	0-1	3-4	1	0	3	0	0	0	1	5
Connecticut		1-4	0-1	0-0	3	0	2	0	1	0	0	13
Rutgers	*	1-1	1-1	0-0	2	1	3	0	2	0	0	9
Syracuse		0-1	0-0	1-2	1	0	1	0	1	0	0	3
Seton Hall		0-0	0-0	0-2	1	1	0	0	1	0	0	3
Connecticut		0-0	0-0	0-0	1	0	0	0	1	0	0	4
Marquette		0-0	0-0	0-0	0	0	0	0	0	0	0	1
West Virginia												
DePaul		1-1	0-0	0-0	1	1	2	0	1	0	0	3
Rutgers		1-3	0-0	0-1	1	0	2	0	0	0	0	3
Villanova		1-1	0-0	0-0	1	1	2	0	0	0	0	4
West Virginia		0-1	0-1	0-0	2	0	0	0	0	0	0	5
St. John's		0-0	0-0	0-0	0	0	0	0	1	0	0	1
Georgetown		0-1	0-0	2-4	1	1	2	0	0	0	0	9
Providence												

Career Stats vs. The BIG EAST

Opponent	GP-GS	Min.	FG-A	3PT-A	FT-A	Reb.	A	PF	B	S	Pts.
Cincinnati	5-0	29	2-6	1-4	0-1	7/1.4	3	3	0	0	5/1.0
Connecticut	5-0	25	1-4	0-1	0-0	5/1.0	1	2	0	0	2/0.4
DePaul	3-0	14	1-1	0-0	2-2	2/0.7	0	1	0	0	4/1.3
Georgetown	1-0	9	0-1	0-0	2-4	1/1.0	0	1	0	0	2/2.0
Louisville	2-0	28	1-3	1-1	1-2	4/2.0	1	6	0	0	4/2.0
Marquette	3-0	19	1-2	0-0	1-4	1/0.3	0	3	0	2	3/1.0
Pittsburgh	1-0	5	0-0	0-0	0-0	0/0.0	0	0	0	0	0/0.0
Providence	1-0	0	0-0	0-0	0-0	0/0.0	0	0	0	0	0/0.0
Rutgers	4-1	17	2-5	1-1	0-1	3/0.8	0	1	0	1	5/1.3
St. John's	4-0	39	1-1	0-0	9-16	5/1.3	0	4	0	2	11/2.8
Seton Hall	3-0	11	1-1	0-0	1-4	1/0.3	0	3	0	1	3/1.0
USF	2-0	14	0-2	0-1	3-6	1/0.5	0	1	0	1	3/1.5
Syracuse	2-0	4	0-1	0-0	1-2	1/0.5	0	0	0	0	1/0.5
Villanova	3-0	12	2-3	0-0	0-0	1/0.3	1	1	0	1	4/1.3
West Virginia	3-0	16	2-4	1-2	0-0	3/1.0	0	1	0	0	5/1.7

Career Statistics

Season	GP-GS	Min	Avg	FG-A	Pct	3FG-A	Pct	FT-A	Pct	O-D-TOT	Avg	PF-FO	Ast	TO	Blk	Stl	Pts	Avg
2009-10	22-0	86	3.9	15-31	.484	4-7	.571	11-16	.688	5-4-9	0.4	12-0	4	5	0	9	45	2.0
2010-11	27-0	205	7.6	12-34	.353	1-13	.077	17-37	.459	7-22-29	1.1	25-1	11	15	0	10	42	1.6
2011-12	28-8	334	11.9	32-78	.410	7-16	.438	29-50	.580	16-43-59	2.1	34-1	20	19	3	4	100	3.6
TOTAL	77-8	625	8.1	59-143	.413	12-36	.333	57-103	.553	28-69-97	1.3	71-2	35	39	3	23	187	2.4

Career BIG EAST Statistics

Season	GP-GS	Min	Avg	FG-A	Pct	3FG-A	Pct	FT-A	Pct	O-D-TOT	Avg	PF-FO	Ast	TO	Blk	Stl	Pts	Avg
2009-10	11-0	39	3.5	5-8	.625	2-2	1.000	3-4	.750	0-3-3	0.3	5-0	2	1	0	3	15	1.4
2010-11	13-0	87	6.7	2-6	.333	0-2	.000	10-23	.435	1-8-9	0.7	9-0	0	5	0	4	14	1.1
2011-12	16-1	110	6.9	6-19	.316	2-6	.333	7-15	.467	7-16-23	1.4	12-1	3	9	0	1	21	1.3
TOTAL	40-1	236	5.9	13-33	.394	4-10	.400	20-42	.476	8-27-35	0.9	26-1	5	15	0	8	50	1.3



33 Mike Broghammer | Junior • Forward 6-9 • 265 Orono, Minn. • Hopkins

Career Games With:

Double Figure Points.....	N/A
20-Plus Points.....	N/A
30-Plus Points.....	N/A
10-Plus Rebounds.....	N/A
10-Plus Assists.....	N/A
Double-Double.....	N/A

2011-12 Honors, Awards & Accomplishments

- Set career high in assists with two against Sam Houston State (11/16/11)
- Set career highs in points (9) and FG's (4) against Delaware State (11/18/11)
- Notched career marks in rebounds (7), blocks (2) and minutes (16) against Maryland (12/4/11)

Season and Career Bests

Points	9 (vs. Delaware St. 11/18/11)	FG's	4 (vs. Delaware St. 11/18/11)
Season	9 (vs. Delaware St. 11/18/11)	Career	4 (vs. Delaware St. 11/18/11)
Rebounds	7 (vs. Maryland 12/4/11)	3PT FG's	--
Season	7 (vs. Maryland 12/4/11)	Season	--
Career	7 (vs. Maryland 12/4/11)	Career	1 (vs. Bucknell 12/22/09)
Assists	2 (on two occasions)	FT's	1 (on three occasions)
Season	2 (on two occasions)	Career	1 (on nine occasions)
Career	2 (on two occasions)	Minutes	16 (vs. Maryland 12/4/11)
Steals	1 (on four occasions)	Season	16 (vs. Maryland 12/4/11)
Season	1 (on four occasions)	Career	16 (vs. Maryland 12/4/11)
Career	2 (vs. Louisville 2/17/10)		
Blocks	2 (on two occasions)		
Season	2 (on two occasions)		
Career	2 (on two occasions)		

Game-By-Game Stats

	Start	FG-A	3P-A	FT-A	Reb	PF	TP	A	TO	BK	S	Min
Mississippi Valley State		3-4	0-0	0-0	2	0	6	0	0	1	1	8
Detroit		0-1	0-0	0-2	0	0	0	0	0	0	0	1
Sam Houston State		1-1	0-0	0-0	2	1	2	2	1	1	0	11
Delaware State		4-5	0-0	1-2	5	3	9	1	1	0	0	12
Missouri		0-0	0-0	0-0	1	0	0	0	0	0	0	4
Georgia		0-0	0-0	0-0	0	0	0	0	0	0	0	1
Bryant		3-4	0-0	0-0	4	1	6	1	0	0	0	10
Gonzaga		0-1	0-0	0-0	0	2	0	0	2	0	1	4
Maryland		0-2	0-0	0-2	7	1	0	0	0	2	0	16
Maine		1-1	0-0	0-2	1	1	2	2	1	0	1	11
Dartmouth		2-3	0-0	0-0	2	5	4	0	1	2	1	11
Indiana		0-0	0-0	0-0	0	2	0	0	0	0	0	3
Sacred Heart		3-3	0-0	1-3	6	1	7	1	0	1	0	12
Pittsburgh		0-0	0-0	0-0	0	0	0	0	0	0	0	1
Cincinnati												DNP
Louisville		1-1	0-0	0-0	0	4	2	0	1	1	0	7
South Florida		0-1	0-0	0-0	0	0	0	0	0	0	0	1
Connecticut		0-0	0-0	0-0	0	0	0	0	0	0	0	1
Rutgers		0-1	0-0	0-2	1	0	0	0	0	1	0	2
Syracuse												DNP
Seton Hall		0-0	0-0	1-2	1	0	1	0	0	0	0	5
Connecticut												DNP
Marquette												DNP
West Virginia		0-0	0-0	0-0	1	0	0	0	0	0	0	4
DePaul												DNP
Rutgers		0-0	0-0	0-0	0	2	0	0	0	0	0	1
Villanova												DNP
West Virginia		1-1	0-0	0-0	1	0	2	0	0	0	0	1
St. John's												DNP
Georgetown												DNP-injury
Providence												

Career Stats vs. The BIG EAST

Opponent	GP-GS	Min.	FG-A	3PT-A	FT-A	Reb.	A	PF	B	S	Pts.
Cincinnati	0-0	0	0-0	0-0	0-0	0/0.0	0	0	0	0	0/0.0
Connecticut	2-0	2	0-0	0-0	0-0	0/0.0	0	0	0	0	0/0.0
DePaul	0-0	0	0-0	0-0	0-0	0/0.0	0	0	0	0	0/0.0
Georgetown	0-0	0	0-0	0-0	0-0	0/0.0	0	0	0	0	0/0.0
Louisville	2-0	17	2-3	0-0	0-0	1/0.5	0	9	1	2	4/2.0
Marquette	1-0	2	1-1	0-0	0-0	0/0.0	0	0	0	0	2/2.0
Pittsburgh	2-0	4	0-1	0-0	0-0	0/0.0	0	0	0	0	0/0.0
Providence	0-0	0	0-0	0-0	0-0	0/0.0	0	0	0	0	0/0.0
Rutgers	2-0	3	0-1	0-0	0-2	1/0.5	0	2	1	0	0/0.0
St. John's	1-0	2	0-0	0-0	0-0	0/0.0	0	0	1	0	0/0.0
Seton Hall	1-0	5	0-0	0-0	1-2	1/1.0	0	0	0	0	1/1.0
USF	1-0	1	0-1	0-0	0-0	0/0.0	0	0	0	0	0/0.0
Syracuse	1-0	1	0-0	0-0	0-0	0/0.0	0	0	0	0	0/0.0
Villanova	0-0	0	0-0	0-0	0-0	0/0.0	0	0	0	0	0/0.0
West Virginia	2-0	5	1-1	0-0	0-0	2/1.0	0	0	0	0	2/1.0

Career Statistics

Season	GP-GS	Min	Avg	FG-A	Pct	3FG-A	Pct	FT-A	Pct	O-D-TOT	Avg	PF-FO	Ast	TO	Blk	Stl	Pts	Avg
2009-10	13-0	71	5.5	10-22	.455	1-4	.250	3-7	.429	8-6-14	1.1	13-1	2	4	1	4	24	1.8
2010-11	10-0	52	5.2	8-20	.400	0-0	.000	2-6	.333	6-4-10	1.0	8-0	1	2	2	0	18	1.8
2011-12	22-0	127	5.8	19-29	.655	0-0	.000	3-15	.200	15-19-34	1.5	23-1	7	7	9	4	41	1.9
TOTAL	45-0	250	5.6	37-71	.521	1-4	.250	8-28	.286	29-29-58	1.3	44-2	10	13	12	8	83	1.8

Career BIG EAST Statistics

Season	GP-GS	Min	Avg	FG-A	Pct	3FG-A	Pct	FT-A	Pct	O-D-TOT	Avg	PF-FO	Ast	TO	Blk	Stl	Pts	Avg
2009-10	3-0	14	4.7	1-3	.333	0-0	.000	0-0	.000	1-0-1	0.3	5-1	0	1	0	2	2	0.7
2010-11	3-0	5	1.7	1-1	1.000	0-0	.000	0-0	.000	0-0-0	0.0	0-0	0	0	1	0	2	0.7
2011-12	9-0	23	2.6	2-4	.500	0-0	.000	1-4	.250	2-2-4	0.4	6-0	0	1	2	0	5	0.6
TOTAL	15-0	42	2.8	4-8	.500	0-0	.000	1-4	.250	3-2-5	0.3	11-1	0	2	3	2	9	0.6



45 Jack Cooley | Junior • Forward

6-9 • 248
Glenview, Ill. • Glenbrook South

Career Games With:

Double Figure Points.....	20
20-Plus Points.....	5
30-Plus Points.....	N/A
10-Plus Rebounds.....	13
10-Plus Assists.....	N/A
Double-Double.....	11

2011-12 Honors, Awards & Accomplishments

- Recorded all 11 career double-doubles this season
- First career start versus Mississippi Valley State (11/12/11)
- Set career marks in assists (4) and steals (3) against Sam Houston State (11/16/11)
- Registered first career double-double with 11 points (including then-career-high 7 free throws) and a career-best 17 rebounds against Delaware State (11/18/11)
- Matched career best with 3 steals against Missouri (11/21/11)
- Posted second double-double of the season (22 points, 14 rebounds) against Maine (12/8/11) ... 22 points marked a career best, including career high 8 FT's
- Matched career high in points (22) while blocking a career best four shots against Dartmouth (12/10/11)
- Named to the BIG EAST Weekly Honor Roll a team-high five times this season (Dec. 12, Dec. 26, Jan. 9, Jan. 23, Feb. 20)
- Named BIG EAST Player of the Week for first time in career (Feb. 13)
- Posted three straight 20+ pt., 10+ reb. games (West Virginia, DePaul, Rutgers)

Season and Career Bests

Points	22 (on four occasions)	FG's	10 (vs. DePaul 2/11/12)
Season	22 (on four occasions)	Career	10 (vs. DePaul 2/11/12)
Rebounds	18 (vs. Rutgers 2/15/12)	3PT FG's	--
Season	18 (vs. Rutgers 2/15/12)	Season	--
Career	18 (vs. Rutgers 2/15/12)	Career	--
Assists	4 (vs. Sam Houston 11/16/11)	FT's	8 (vs. Maine 12/8/11)
Season	4 (vs. Sam Houston 11/16/11)	Season	8 (vs. Maine 12/8/11)
Career	4 (vs. Sam Houston 11/16/11)	Career	8 (vs. Maine 12/8/11)
Steals	3 (on two occasions)	Minutes	43 (vs. Louisville 1/7/12)
Season	3 (on two occasions)	Season	43 (vs. Louisville 1/7/12)
Career	3 (on two occasions)	Career	43 (vs. Louisville 1/7/12)
Blocks	4 (on two occasions)		
Season	4 (on two occasions)		
Career	4 (on two occasions)		

Game-By-Game Stats

	Start	FG-A	3P-A	FT-A	Reb	PF	TP	A	TO	BK	S	Min
Mississippi Valley State	*	0-5	0-0	3-4	10	3	3	1	1	1	0	17
Detroit	*	3-3	0-0	1-1	8	4	7	2	4	2	0	22
Sam Houston State	*	2-3	0-0	2-4	6	3	6	4	3	1	3	24
Delaware State	*	2-7	0-0	7-8	17	2	11	1	2	0	0	31
Missouri	*	0-1	0-0	0-0	1	1	0	0	0	0	3	18
Georgia	*	1-1	0-0	0-3	6	2	2	0	1	2	1	22
Bryant	*	2-3	0-0	0-0	2	1	4	1	2	0	0	10
Gonzaga	*	3-7	0-0	0-1	6	1	6	0	1	0	0	21
Maryland												DNP-illness
Maine		7-11	0-0	8-9	14	3	22	1	1	2	0	27
Dartmouth	*	9-11	0-0	4-4	9	2	22	1	1	4	1	25
Indiana	*	4-5	0-0	4-5	5	5	12	0	2	1	1	21
Sacred Heart	*	7-7	0-0	5-6	8	1	19	0	0	3	0	25
Pittsburgh	*	3-7	0-0	2-4	14	3	8	1	1	2	1	32
Cincinnati	*	7-12	0-0	1-3	11	0	15	0	2	3	1	29
Louisville	*	6-12	0-0	6-7	10	3	18	1	1	1	1	43
South Florida	*	7-11	0-0	2-4	7	1	16	3	0	2	0	31
Connecticut	*	2-7	0-0	3-3	6	2	7	1	2	1	0	25
Rutgers	*	4-5	0-0	1-3	9	3	9	0	2	0	1	32
Syracuse	*	5-8	0-0	7-10	10	3	17	0	1	2	0	35
Seton Hall	*	4-6	0-0	5-6	11	5	13	0	4	2	1	34
Connecticut	*	4-6	0-0	0-0	7	4	8	0	1	2	0	36
Marquette	*	3-8	0-0	2-3	8	5	8	1	4	2	2	24
West Virginia	*	7-9	0-0	7-10	12	3	21	0	0	1	1	33
DePaul	*	10-12	0-0	2-2	14	3	22	1	0	4	0	36
Rutgers	*	8-13	0-0	6-9	18	2	22	1	3	1	0	32
Villanova	*	8-11	0-0	2-4	13	4	18	1	0	0	0	42
West Virginia	*	5-7	0-0	3-4	6	2	13	0	1	3	0	34
St. John's	*	7-9	0-0	4-5	11	3	18	0	1	2	0	33
Georgetown	*	1-5	0-0	0-2	0	4	2	0	1	0	2	25
Providence												

Career Stats vs. The BIG EAST

Opponent	GP-GS	Min.	FG-A	3PT-A	FTA	Reb.	A	PF	B	S	Pts.
Cincinnati	4-1	50	9-15	0-0	1-3	18/4.5	0	2	5	1	19/4.8
Connecticut	6-2	101	9-20	0-0	4-5	27/4.5	1	11	3	1	22/3.7
DePaul	2-1	43	11-14	0-0	3-4	15/7.5	2	6	4	0	25/12.5
Georgetown	3-1	42	4-8	0-0	0-2	4/1.3	0	4	0	2	8/2.7
Louisville	4-1	94	14-20	0-0	6-8	24/6.0	1	13	4	4	34/8.5
Marquette	3-1	35	3-10	0-0	2-3	11/3.7	1	7	2	2	8/2.7
Pittsburgh	3-1	55	4-9	0-0	2-5	19/6.3	1	8	4	1	10/3.3
Providence	1-0	8	1-2	0-0	0-0	2/2.0	2	0	0	0	2/2.0
Rutgers	3-2	68	13-20	0-0	7-12	28/9.3	1	5	2	1	33/11.0
St. John's	4-1	62	9-14	0-0	7-12	19/4.8	0	7	4	1	25/6.3
Seton Hall	2-1	39	4-6	0-0	5-8	12/6.0	0	6	2	1	13/6.5
USF	3-1	47	16-21	0-0	2-5	15/5.0	3	3	3	1	34/11.3
Syracuse	2-1	47	7-11	0-0	7-10	12/6.0	0	5	3	0	21/10.5
Villanova	3-1	56	8-11	0-0	2-4	18/6.0	2	5	1	0	18/6.0
West Virginia	3-2	76	12-18	0-0	10-14	21/7.0	1	6	4	1	34/11.3

Career Statistics

Season	GP-GS	Min	Avg	FG-A	Pct	3FG-A	Pct	FT-A	Pct	O-D-TOT	Avg	PF-FO	Ast	TO	Blk	Stl	Pts	Avg
2009-10	21-0	111	5.3	8-20	.400	0-0	.000	4-12	.333	22-15-37	1.8	19-1	1	4	5	3	20	1.0
2010-11	34-0	351	10.3	55-84	.655	0-0	.000	15-29	.517	53-53-106	3.1	51-0	11	11	18	8	125	3.7
2011-12	29-27	819	28.2	131-212	.618	0-0	.000	87-124	.702	112-147-259	8.9	78-3	21	42	44	19	349	12.0
TOTAL	84-27	1281	15.3	194-316	.614	0-0	.000	106-165	.642	187-215-402	4.8	148-4	33	57	67	30	494	5.9

Career BIG EAST Statistics

Season	GP-GS	Min	Avg	FG-A	Pct	3FG-A	Pct	FT-A	Pct	O-D-TOT	Avg	PF-FO	Ast	TO	Blk	Stl	Pts	Avg
2009-10	9-0	59	6.6	4-6	.667	0-0	.000	1-4	.250	7-8-15	1.7	14-1	0	1	2	2	9	1.0
2010-11	18-0	177	9.8	25-40	.625	0-0	.000	4-11	.364	23-27-50	2.8	23-0	5	4	8	3	54	3.0
2011-12	17-17	556	32.7	91-148	.615	0-0	.000	53-79	.671	75-92-167	9.8	50-2	10	24	28	10	235	13.8
TOTAL	44-17	792	18.0	120-194	.619	0-0	.000	58-94	.617	105-127-232	5.3	87-3	15	29	38	15	298	6.8

Game #29 St. John's 61, #20/18 Notre Dame 58
New York, N.Y. (Madison Square Garden)
February 25, 2012 • BIG EAST

Notre Dame	FG-A	3FG-A	FT-A	REB	PF	TP	A	TO	BK	ST	MIN
Scott Martin	9-15	0-4	0-0	1-5-6	4	18	0	0	0	0	29
Pat Connaughton	3-12	1-9	0-0	1-1-2	5	7	2	0	0	2	25
Jack Cooley	7-9	0-0	4-5	6-5-11	3	18	0	1	2	0	33
Eric Atkins	2-9	1-5	0-2	1-1-2	0	5	4	0	0	3	40
Jerian Grant	1-8	0-5	0-0	0-0-0	3	2	7	2	0	0	39
Alex Dragicevich	2-9	2-8	0-0	0-2-2	1	6	1	2	0	0	22
Tom Knight	1-4	0-0	0-0	4-2-6	0	2	1	1	1	0	11
Joey Brooks	0-0	0-0	0-0	0-0-0	0	0	0	1	0	0	1
Team				1-5-6							
Totals	25-66	4-31	4-7	14-21-35	16	58	15	7	3	5	200
Total FG%	1st Half: 10-29, 34.5%		2nd Half: 15-37, 40.5%		Game: 37.9%						
3-PT FG%	1st Half: 3-17, 17.6%		2nd Half: 1-14, 7.1%		Game: 12.9%						
FT %	1st Half: 2-3, 66.7%		2nd Half: 2-4, 50.0%		Game: 57.1%						
Deadball Rebounds:	2										

St. John's	FG-A	3FG-A	FT-A	REB	PF	TP	A	TO	BK	ST	MIN
Moe Harkless	8-16	1-3	5-7	2-7-9	0	22	1	2	2	2	40
Sir'Dominic Pointer	1-3	1-1	1-2	2-6-8	4	4	2	1	1	0	33
Amir Garrett	4-8	0-1	3-4	2-3-5	3	11	2	5	1	2	37
Phil Greene	2-7	0-2	0-0	0-1-1	2	4	1	3	0	0	29
D'Angelo Harrison	5-10	1-4	4-6	1-4-5	2	15	2	5	0	0	40
God'sgift Achiuwa	2-3	0-0	1-2	2-4-6	2	5	0	0	0	1	21
Team				0-3-3							
Totals	22-47	3-11	14-21	9-28-37	13	61	8	16	4	5	200
Total FG%	1st Half: 12-24, 50.0%		2nd Half: 10-23, 43.5%		Game: 46.8%						
3-PT FG%	1st Half: 1-4, 25.0%		2nd Half: 2-7, 28.6%		Game: 27.3%						
FT %	1st Half: 6-9, 66.7%		2nd Half: 8-12, 66.7%		Game: 66.7%						
Deadball Rebounds:	2										

SCORE BY PERIODS	1	2	F
Notre Dame	25	33	58
St. John's	31	30	61

OFFICIALS: Mike Stuart, James Breeding, Mike Nance
TECHNICALS: Notre Dame - None. St. John's - None.
ATTENDANCE: 11,436

Notes: Notre Dame had its program-record nine-game BIG EAST win streak snapped ... With the loss, the Irish have dropped their last three games to St. John's at Madison Square Garden ... Notre Dame's seven turnovers marked the 13th time that it had fewer than 10 turnovers in a game ... Notre Dame's 12.9 percent three-point field goal percentage was the lowest of the season ... Jack Cooley registered his fifth double-double in the last six games and his 11th of the season ... Scott Martin's 18 points were a season high in BIG EAST play, while his nine field were a career high ... Tom Knight's six rebounds were a career high ... Jerian Grant's two points snapped his nine-game double-figure scoring streak.

Game #30 #11/12 Georgetown 59, #20/19 Notre Dame 41
Washington, D.C. (Verizon Center)
February 27, 2012 • BIG EAST

Notre Dame	FG-A	3FG-A	FT-A	REB	PF	TP	A	TO	BK	ST	MIN
Eric Atkins	4-10	1-4	0-0	1-0-1	2	9	1	3	0	1	38
Scott Martin	4-7	1-2	0-0	0-3-3	1	9	1	2	0	0	34
Jerian Grant	2-12	1-5	3-3	2-0-2	2	8	4	2	0	1	37
Pat Connaughton	3-8	0-3	0-0	3-8-11	0	6	1	1	0	1	31
Jack Cooley	1-5	0-0	0-2	0-0-0	4	2	0	1	0	2	25
Patrick Crowley	0-1	0-1	0-0	0-0-0	0	0	0	0	0	0	2
Alex Dragicevich	0-2	0-2	0-0	0-0-0	1	0	0	0	0	0	16
Tom Knight	2-2	0-0	1-1	1-0-1	4	5	0	2	0	2	8
Joey Brooks	0-1	0-0	2-4	0-1-1	1	2	0	0	0	0	9
Team				2-2-4							
Totals	16-48	3-17	6-10	9-14-23	15	41	7	11	0	7	200
Total FG%	1st Half: 8-23, 34.8%		2nd Half: 8-25, 32.0%		Game: 33.3%						
3-PT FG%	1st Half: 1-6, 16.7%		2nd Half: 2-11, 18.2%		Game: 17.6%						
FT %	1st Half: 1-3, 33.3%		2nd Half: 5-7, 71.4%		Game: 60.0%						
Deadball Rebounds:	2,1										

Georgetown	FG-A	3FG-A	FT-A	REB	PF	TP	A	TO	BK	ST	MIN
Hollis Thompson	2-7	0-2	1-2	1-5-6	2	5	0	3	0	0	28
Henry Sims	4-10	0-0	4-4	1-5-6	2	12	5	2	1	1	34
Jason Clark	5-7	1-2	2-2	1-5-6	1	13	1	1	1	1	33
Otto Porter	3-6	0-0	0-2	4-6-10	3	6	3	2	1	2	36
Nate Lubick	2-2	0-0	0-0	1-1-2	1	4	2	0	0	0	16
Greg Whittington	5-6	3-3	2-2	0-1-1	1	15	0	1	0	1	24
Mikael Hopkins	0-0	0-0	0-1	0-0-0	1	0	0	0	0	0	2
Markel Starks	2-3	0-1	0-0	0-1-1	2	4	2	2	0	0	22
Aaron Bowen	0-2	0-2	0-0	0-0-0	0	0	0	0	0	0	1
John Caprio	0-0	0-0	0-0	0-0-0	0	0	0	0	0	0	1
Jabril Trawick	0-1	0-1	0-0	0-0-0	0	0	0	0	0	0	3
Team				1-0-1							
Totals	23-44	4-11	9-13	9-24-33	13	59	13	11	3	5	200
Total FG%	1st Half: 12-23, 52.2%		2nd Half: 11-21, 52.4%		Game: 52.3%						
3-PT FG%	1st Half: 2-5, 40.0%		2nd Half: 2-6, 33.3%		Game: 36.4%						
FT %	1st Half: 2-4, 50.0%		2nd Half: 7-9, 77.8%		Game: 69.2%						
Deadball Rebounds:	1,1										

SCORE BY PERIODS	1	2	F
Notre Dame	18	23	41
Georgetown	28	31	59

OFFICIALS: Anthony Greene, John Gaffney, Ed Corbett
TECHNICALS: Notre Dame - None. Georgetown - None.
ATTENDANCE: 14,514

Notes: This was the 28th meeting between the two teams ... The loss snapped a three-game win streak for the Irish in the series ... Notre Dame's 41 points tied the record for the fewest points in the Mike Brey era ... The point total also was the fewest ever for an Irish team in BIG EAST contest ... Notre Dame's three three-pointers were a season low ... The 16 first-half points were the fewest for an Irish team in any half of play this season ... Notre Dame's 23 rebounds matched a season low ... Georgetown's 52.3 percent field goal percentage marked the first time an Irish opponent shot above 47.0 percent from the field in a BIG EAST game ... Notre Dame fell to 5-5 versus ranked opponents ... Pat Connaughton's 11 rebounds matched a career high ... Jack Cooley was held without a rebound for the first time this season ... this was the first time Notre Dame had no double-figure scorer since Feb. 13, 1982 (a 62-42 home loss vs. North Carolina State).

2011-12 Notre Dame Men's Basketball
 Notre Dame Combined Team Statistics (as of Feb 27, 2012)
 All games

RECORD:	OVERALL	HOME	AWAY	NEUTRAL
ALL GAMES	20-10	15-1	5-5	0-4
CONFERENCE	12-5	7-1	5-4	0-0
NON-CONFERENCE	8-5	8-0	0-1	0-4

##	Player	gp-gs	min	avg	Total		3-Point		F-Throw		Rebounds				pf	dq	a	to	blk	stl	pts	avg
					fg-fga	fg%	3fg-fga	3fg%	ft-fa	ft%	off	def	tot	avg								
21	ABROMAITIS, Tim	2-2	76	38.0	10-30	.333	0-11	.000	8-9	.889	2	12	14	7.0	7	1	5	6	0	1	28	14.0
22	GRANT, Jerian	30-29	1069	35.6	112-284	.394	49-139	.353	104-128	.813	16	70	86	2.9	53	0	147	52	6	37	377	12.6
00	ATKINS, Eric	28-28	1065	38.0	112-279	.401	41-111	.369	86-117	.735	18	68	86	3.1	48	1	109	59	1	37	351	12.5
45	COOLEY, Jack	29-27	819	28.2	131-212	.618	0-0	.000	87-124	.702	112	147	259	8.9	78	3	21	42	44	19	349	12.0
14	MARTIN, Scott	29-29	994	34.3	103-258	.399	26-103	.252	41-57	.719	25	137	162	5.6	76	1	48	45	12	26	273	9.4
24	CONNAUGHTON, Pat	30-14	708	23.6	75-181	.414	38-109	.349	23-31	.742	29	110	139	4.6	40	1	27	22	5	15	211	7.0
12	DRAGICEVICH, Alex	30-10	638	21.3	67-173	.387	35-108	.324	35-48	.729	10	45	55	1.8	32	0	37	27	9	4	204	6.8
32	BROOKS, Joey	28-8	334	11.9	32-78	.410	7-16	.438	29-50	.580	16	43	59	2.1	34	1	20	19	3	4	100	3.6
25	KNIGHT, Tom	26-3	228	8.8	30-62	.484	0-0	.000	13-21	.619	19	19	38	1.5	30	0	11	15	14	7	73	2.8
33	BROGHAMMER, Mike	22-0	127	5.8	19-29	.655	0-0	.000	3-15	.200	15	19	34	1.5	23	1	7	7	9	4	41	1.9
04	CROWLEY, Patrick	12-0	17	1.4	2-11	.182	1-4	.250	0-0	.000	1	1	2	0.2	0	0	1	1	0	1	5	0.4
Team											43	44	87		1		7					
Total.....		30	6075		693-1597	.434	197-601	.328	429-600	.715	306	715	1021	34.0	422	9	433	302	103	155	2012	67.1
Opponents.....		30	6075		692-1692	.409	146-473	.309	312-442	.706	340	696	1036	34.5	540	-	361	328	84	164	1844	61.5

TEAM STATISTICS	ND	OPP	Date	Opponent	Score	Att.
SCORING	2012	1844	11-12-11	MISS. VALLEY STATE	w 80-67	7087
Points per game	67.1	61.5	@ 11-14-11	DETROIT	w 59-53	6720
Scoring margin	+5.6	-	@ 11-16-11	SAM HOUSTON STATE	w 74-41	6614
FIELD GOALS-ATT	693-1597	692-1692	11-18-11	DELAWARE STATE	w 93-69	8826
Field goal pct	.434	.409	@ 11-21-11	vs Missouri	L 58-87	11436
3 POINT FG-ATT	197-601	146-473	@ 11-22-11	vs Georgia	L 57-61	10747
3-point FG pct	.328	.309	11-27-11	BRYANT	w 84-59	7138
3-pt FG made per game	6.6	4.9	11-30-11	at GONZAGA BULLDOGS	L 53-73	6000
FREE THROWS-ATT	429-600	312-442	\$ 12-4-11	vs Maryland	L 71-78	10714
Free throw pct	.715	.706	12-08-11	MAINE	w 87-78	7024
F-Throws made per game	14.3	10.4	12-10-11	DARTMOUTH	w 65-47	7651
REBOUNDS	1021	1036	^ 12-17-11	vs Indiana	L 58-69	19064
Rebounds per game	34.0	34.5	12-19-11	SACRED HEART	w 106-65	7042
Rebounding margin	-0.5	-	* 12-27-11	PITTSBURGH	w 72-59	8231
ASSISTS	433	361	* 1-4-12	at Cincinnati	L 55-71	10142
Assists per game	14.4	12.0	* 1-7-12	at LOUISVILLE	wo2 67-65	22687
TURNOVERS	302	328	* 1-10-12	USF	w 60-49	8075
Turnovers per game	10.1	10.9	* 1-14-12	CONNECTICUT	L 53-67	9149
Turnover margin	+0.9	-	* 1-16-12	at RUTGERS	L 58-65	6334
Assist/turnover ratio	1.4	1.1	* 1-21-12	SYRACUSE	w 67-58	9149
STEALS	155	164	* 1-25-12	at Seton Hall	w 55-42	8421
Steals per game	5.2	5.5	* 1-29-12	at Connecticut	w 50-48	16294
BLOCKS	103	84	* 2-4-12	MARQUETTE	w 76-59	9149
Blocks per game	3.4	2.8	* 2-8-12	at WEST VIRGINIA	w 55-51	9258
ATTENDANCE	126826	172986	* 2-11-12	DEPAUL	w 84-76	9149
Home games-Avg/Game	16-7927	10-12102	* 2-15-12	RUTGERS	w 71-53	7557
Neutral site-Avg/Game	-	4-12990	* 2-18-12	at Villanova	wot 74-70	15939
Score by Periods	1st	2nd	OT	OT2	Totals	
Notre Dame	911	1070	22	9	2012	
Opponents	883	936	18	7	1844	

@ = CBE Classic
 \$ = BB&T Classic
 ^ = Crossroads Classic
 * = Conference game

2011-12 Notre Dame Men's Basketball
 Notre Dame Combined Team Statistics (as of Feb 27, 2012)
 Conference games

RECORD:	OVERALL	HOME	AWAY	NEUTRAL
ALL GAMES	12-5	7-1	5-4	0-0
CONFERENCE	12-5	7-1	5-4	0-0
NON-CONFERENCE	0-0	0-0	0-0	0-0

##	Player	gp-gs	min	avg	Total		3-Point		F-Throw		Rebounds				pf	dq	a	to	blk	stl	pts	avg
					fg-fga	fg%	3fg-fga	3fg%	ft-fta	ft%	off	def	tot	avg								
45	COOLEY, Jack	17-17	556	32.7	91-148	.615	0-0	.000	53-79	.671	75	92	167	9.8	50	2	10	24	28	10	235	13.8
22	GRANT, Jerian	17-17	641	37.7	62-180	.344	31-95	.326	57-69	.826	10	27	37	2.2	33	0	90	35	3	21	212	12.5
00	ATKINS, Eric	17-17	670	39.4	66-170	.388	24-77	.312	42-62	.677	11	45	56	3.3	30	1	65	32	1	23	198	11.6
14	MARTIN, Scott	17-17	635	37.4	66-155	.426	14-56	.250	18-22	.818	17	88	105	6.2	45	0	34	25	7	15	164	9.6
24	CONNAUGHTON, Pat	17-11	390	22.9	42-104	.404	24-71	.338	4-6	.667	16	66	82	4.8	26	1	17	14	4	10	112	6.6
12	DRAGICEVICH, Alex	17-5	345	20.3	32-92	.348	17-55	.309	15-20	.750	5	19	24	1.4	18	0	17	15	2	3	96	5.6
25	KNIGHT, Tom	15-0	100	6.7	11-24	.458	0-0	.000	2-4	.500	14	9	23	1.5	15	0	2	11	7	2	24	1.6
32	BROOKS, Joey	16-1	110	6.9	6-19	.316	2-6	.333	7-15	.467	7	16	23	1.4	12	1	3	9	0	1	21	1.3
33	BROGHAMMER, Mike	9-0	23	2.6	2-4	.500	0-0	.000	1-4	.250	2	2	4	0.4	6	0	0	1	2	0	5	0.6
04	CROWLEY, Patrick	6-0	5	0.8	0-3	.000	0-1	.000	0-0	.000	0	0	0	0.0	0	0	0	0	0	0	0	0.0
Team											25	26	51					1				
Total.....		17	3475	378-899		.420	112-361	.310	199-281	.708	182	390	572	33.6	236	5	238	172	54	85	1067	62.8
Opponents.....		17	3475	380-940		.404	66-255	.259	169-245	.690	204	388	592	34.8	283	-	192	179	51	99	997	58.6

TEAM STATISTICS	ND	OPP	Date	Opponent	Score	Att.
SCORING	1067	997	* 12-27-11	PITTSBURGH	w 72-59	8231
Points per game	62.8	58.6	* 1-4-12	at Cincinnati	L 55-71	10142
Scoring margin	+4.1	-	* 1-7-12	at LOUISVILLE	Wo2 67-65	22687
FIELD GOALS-ATT	378-899	380-940	* 1-10-12	USF	w 60-49	8075
Field goal pct	.420	.404	* 1-14-12	CONNECTICUT	L 53-67	9149
3 POINT FG-ATT	112-361	66-255	* 1-16-12	at RUTGERS	L 58-65	6334
3-point FG pct	.310	.259	* 1-21-12	SYRACUSE	w 67-58	9149
3-pt FG made per game	6.6	3.9	* 1-25-12	at Seton Hall	w 55-42	8421
FREE THROWS-ATT	199-281	169-245	* 1-29-12	at Connecticut	w 50-48	16294
Free throw pct	.708	.690	* 2-4-12	MARQUETTE	w 76-59	9149
F-Throws made per game	11.7	9.9	* 2-8-12	at WEST VIRGINIA	w 55-51	9258
REBOUNDS	572	592	* 2-11-12	DEPAUL	w 84-76	9149
Rebounds per game	33.6	34.8	* 2-15-12	RUTGERS	w 71-53	7557
Rebounding margin	-1.2	-	* 2-18-12	at Villanova	Wot 74-70	15939
ASSISTS	238	192	* 2-22-12	WEST VIRGINIA	w 71-44	8265
Assists per game	14.0	11.3	* 2-25-12	at St. John's	L 58-61	11436
TURNOVERS	172	179	* 2-27-12	at Georgetown	L 41-59	14514
Turnovers per game	10.1	10.5				
Turnover margin	+0.4	-	@ = CBE Classic			
Assist/turnover ratio	1.4	1.1	\$ = BB&T Classic			
STEALS	85	99	^ = Crossroads Classic			
Steals per game	5.0	5.8	* = Conference game			
BLOCKS	54	51				
Blocks per game	3.2	3.0				
ATTENDANCE	68724	115025				
Home games-Avg/Game	8-8590	9-12781				
Neutral site-Avg/Game	-	0-0				

Score by Periods	1st	2nd	OT	OT2	Totals
Notre Dame	450	586	22	9	1067
Opponents	467	505	18	7	997

2011-12 Notre Dame Men's Basketball
 Notre Dame Season Schedule/Results & Leaders (as of Feb 27, 2012)
 All games

RECORD:	OVERALL	HOME	AWAY	NEUTRAL
ALL GAMES	20-10	15-1	5-5	0-4
CONFERENCE	12-5	7-1	5-4	0-0
NON-CONFERENCE	8-5	8-0	0-1	0-4

Date	Opponent	Score	Att.	High Points	High Rebounds
11-12-11	MISS. VALLEY STATE	w 80-67	7087	(27)ATKINS, Eric	(10)COOLEY, Jack
11-14-11	@DETROIT	w 59-53	6720	(13)BROOKS, Joey (13)ATKINS, Eric	(9)CONNAUGHTON, Pat (9)BROOKS, Joey
11-16-11	@SAM HOUSTON STATE	w 74-41	6614	(24)CONNAUGHTON, Pat	(6)GRANT, Jerian (6)COOLEY, Jack
11-18-11	DELAWARE STATE	w 93-69	8826	(23)MARTIN, Scott	(17)COOLEY, Jack
11-21-11	@vs Missouri	58-87 L	11436	(22)ABROMAITIS, Tim	(8)ABROMAITIS, Tim
11-22-11	@vs Georgia	57-61 L	10747	(20)GRANT, Jerian	(6)COOLEY, Jack (6)ABROMAITIS, Tim
11-27-11	BRYANT	w 84-59	7138	(18)ATKINS, Eric	(11)GRANT, Jerian
11-30-11	at GONZAGA BULLDOGS	53-73 L	6000	(16)GRANT, Jerian	(6)COOLEY, Jack
12-4-11	\$vs Maryland	71-78 L	10714	(20)GRANT, Jerian	(7)BROGHAMMER, Mike
12-08-11	MAINE	w 87-78	7024	(26)ATKINS, Eric	(14)COOLEY, Jack
12-10-11	DARTMOUTH	w 65-47	7651	(22)COOLEY, Jack	(9)COOLEY, Jack
12-17-11	^vs Indiana	58-69 L	19064	(15)ATKINS, Eric	(7)MARTIN, Scott
12-19-11	SACRED HEART	w 106-65	7042	(19)COOLEY, Jack	(8)COOLEY, Jack
12-27-11	*PITTSBURGH	w 72-59	8231	(22)DRAGICEVICH, Alex	(14)COOLEY, Jack
1-4-12	*at Cincinnati	55-71 L	10142	(17)GRANT, Jerian	(11)COOLEY, Jack
1-7-12	*at LOUISVILLE	Wo2 67-65	22687	(18)COOLEY, Jack	(12)MARTIN, Scott
1-10-12	*USF	w 60-49	8075	(16)COOLEY, Jack	(13)MARTIN, Scott
1-14-12	*CONNECTICUT	53-67 L	9149	(20)ATKINS, Eric	(9)MARTIN, Scott
1-16-12	*at RUTGERS	58-65 L	6334	(15)ATKINS, Eric	(9)COOLEY, Jack
1-21-12	*SYRACUSE	w 67-58	9149	(17)COOLEY, Jack	(10)COOLEY, Jack
1-25-12	*at Seton Hall	w 55-42	8421	(15)GRANT, Jerian	(11)COOLEY, Jack
1-29-12	*at Connecticut	w 50-48	16294	(13)ATKINS, Eric	(7)COOLEY, Jack (7)MARTIN, Scott
2-4-12	*MARQUETTE	w 76-59	9149	(23)CONNAUGHTON, Pat	(11)CONNAUGHTON, Pat
2-8-12	*at WEST VIRGINIA	w 55-51	9258	(21)COOLEY, Jack	(12)COOLEY, Jack
2-11-12	*DEPAUL	w 84-76	9149	(22)COOLEY, Jack (22)GRANT, Jerian	(14)COOLEY, Jack
2-15-12	*RUTGERS	w 71-53	7557	(22)COOLEY, Jack	(18)COOLEY, Jack
2-18-12	*at Villanova	Wot 74-70	15939	(21)CONNAUGHTON, Pat	(13)COOLEY, Jack
2-22-12	*WEST VIRGINIA	w 71-44	8265	(20)GRANT, Jerian	(6)MARTIN, Scott (6)COOLEY, Jack
2-25-12	*at St. John's	58-61 L	11436	(18)COOLEY, Jack (18)MARTIN, Scott	(11)COOLEY, Jack
2-27-12	*at Georgetown	41-59 L	14514	(9)ATKINS, Eric (9)MARTIN, Scott	(11)CONNAUGHTON, Pat

@ = CBE Classic
 \$ = BB&T Classic
 ^ = Crossroads Classic
 * = Conference game

Attendance Summary	Games	Attend	Avg/Game
Home	16	126826	7927
Away	10	121025	12102
Neutral	4	51961	12990
Total	30	299812	9994

2011-12 Notre Dame Men's Basketball
 Notre Dame Extended Season Box Score (as of Feb 27, 2012)
 All games

RECORD:	OVERALL	HOME	AWAY	NEUTRAL
ALL GAMES	20-10	15-1	5-5	0-4
CONFERENCE	12-5	7-1	5-4	0-0
NON-CONFERENCE	8-5	8-0	0-1	0-4

##	Player	gp-gs	min	avg	Total		3-Point		F-Throw		Rebounds				pf	dq	a	a/g	to	to/g	a/to	blk	blk/g	stl	stl/g	pts	avg
					fg-fga	fg%	3fg-fga	3fg%	ft-fga	ft%	off	def	tot	avg													
21	ABROMAITIS, Tim	2-2	76	38.0	10-30	.333	0-11	.000	8-9	.889	2	12	14	7.0	7	1	5	2.50	6	3.00	0.83	0	0.00	1	0.50	28	14.0
22	GRANT, Jerian	30-29	1069	35.6	112-284	.394	49-139	.353	104-128	.813	16	70	86	2.9	53	0	147	4.90	52	1.73	2.83	6	0.20	37	1.23	377	12.6
00	ATKINS, Eric	28-28	1065	38.0	112-279	.401	41-111	.369	86-117	.735	18	68	86	3.1	48	1	109	3.89	59	2.11	1.85	1	0.04	37	1.32	351	12.5
45	COOLEY, Jack	29-27	819	28.2	131-212	.618	0-0	.000	87-124	.702	112	147	259	8.9	78	3	21	0.72	42	1.45	0.50	44	1.52	19	0.66	349	12.0
14	MARTIN, Scott	29-29	994	34.3	103-258	.399	26-103	.252	41-57	.719	25	137	162	5.6	76	1	48	1.66	45	1.55	1.07	12	0.41	26	0.90	273	9.4
24	CONNAUGHTON, Pat	30-14	708	23.6	75-181	.414	38-109	.349	23-31	.742	29	110	139	4.6	40	1	27	0.90	22	0.73	1.23	5	0.17	15	0.50	211	7.0
12	DRAGICEVICH, Alex	30-10	638	21.3	67-173	.387	35-108	.324	35-48	.729	10	45	55	1.8	32	0	37	1.23	27	0.90	1.37	9	0.30	4	0.13	204	6.8
32	BROOKS, Joey	28-8	334	11.9	32-78	.410	7-16	.438	29-50	.580	16	43	59	2.1	34	1	20	0.71	19	0.68	1.05	3	0.11	4	0.14	100	3.6
25	KNIGHT, Tom	26-3	228	8.8	30-62	.484	0-0	.000	13-21	.619	19	19	38	1.5	30	0	11	0.42	15	0.58	0.73	14	0.54	7	0.27	73	2.8
33	BROGHAMMER, Mike	22-0	127	5.8	19-29	.655	0-0	.000	3-15	.200	15	19	34	1.5	23	1	7	0.32	7	0.32	1.00	9	0.41	4	0.18	41	1.9
04	CROWLEY, Patrick	12-0	17	1.4	2-11	.182	1-4	.250	0-0	.000	1	1	2	0.2	0	0	1	0.08	1	0.08	1.00	0	0.00	1	0.08	5	0.4
Total.....		30	6075		693-1597	.434	197-601	.328	429-600	.715	306	715	1021	34.0	422	9	433	14.43	302	10.07	1.43	103	3.43	155	5.17	2012	67.1
Opponents.....		30	6075		692-1692	.409	146-473	.309	312-442	.706	340	696	1036	34.5	540	-	361	12.03	328	10.93	1.10	84	2.80	164	5.47	1844	61.5

Score by Periods	1st	2nd	OT	OT2	Totals
Notre Dame	911	1070	22	9	2012
Opponents	883	936	18	7	1844

2011-12 Notre Dame Men's Basketball
 Notre Dame Overall Team Statistics (as of Feb 27, 2012)
 All games

TEAM STATISTICS	ND	OPP
SCORING	2012	1844
Points per game	67.1	61.5
Scoring margin	+5.6	-
FIELD GOALS-ATT	693-1597	692-1692
Field goal pct	.434	.409
3 POINT FG-ATT	197-601	146-473
3-point FG pct	.328	.309
3-pt FG made per game	6.6	4.9
FREE THROWS-ATT	429-600	312-442
Free throw pct	.715	.706
F-Throws made per game	14.3	10.4
REBOUNDS	1021	1036
Rebounds per game	34.0	34.5
Rebounding margin	-0.5	-
ASSISTS	433	361
Assists per game	14.4	12.0
TURNOVERS	302	328
Turnovers per game	10.1	10.9
Turnover margin	+0.9	-
Assist/turnover ratio	1.4	1.1
STEALS	155	164
Steals per game	5.2	5.5
BLOCKS	103	84
Blocks per game	3.4	2.8
WINNING STREAK	0	-
Home win streak	5	-
ATTENDANCE	126826	172986
Home games-Avg/Game	16-7927	10-12102
Neutral site-Avg/Game	-	4-12990

Score by Periods	1st	2nd	OT	OT2	Totals
Notre Dame	911	1070	22	9	2012
Opponents	883	936	18	7	1844

2011-12 Notre Dame Men's Basketball
 Notre Dame Team Game-by-Game Comparison (as of Feb 27, 2012)
 All games

Opponent	1st	2nd	Score	Mar	Total FG	FG Pct	3-Pointers	3FG Pct	Free Throws	FT Pct	Rebounds	Assist	T/Over	Block	Steal	Fouls
MISS. VALLEY STATE	38/30	42/37	80-67	+13	24-54/28-63	.444/.444	8-19/8-23	.421/.348	24-29/3-8	.828/.375	39/30 +9	19/16	11/12	2/0	5/5	12/23
DETROIT	28/31	31/22	59-53	+6	19-47/21-68	.404/.309	4-15/6-21	.267/.286	17-31/5-8	.548/.625	42/44 (2)	12/13	13/12	3/7	4/5	12/26
SAM HOUSTON STATE	38/16	36/25	74-41	+33	27-51/18-53	.529/.340	10-19/3-15	.526/.200	10-20/2-5	.500/.400	32/34 (2)	21/11	9/18	3/1	10/3	10/17
DELAWARE STATE	43/30	50/39	93-69	+24	30-61/22-54	.492/.407	11-23/8-17	.478/.471	22-28/17-26	.786/.654	46/24 +22	20/12	9/8	1/7	1/6	17/22
Missouri	37/52	21/35	58-87	(29)	20-54/32-55	.370/.582	4-16/5-11	.250/.455	14-19/18-21	.737/.857	24/38 (14)	8/12	13/8	1/5	5/10	16/17
Georgia	29/31	28/30	57-61	(4)	16-46/22-53	.348/.415	4-20/12-26	.200/.462	21-28/5-11	.750/.455	23/37 (14)	7/14	8/14	3/3	7/5	16/22
BRYANT	47/28	37/31	84-59	+25	31-64/23-65	.484/.354	11-25/6-26	.440/.231	11-15/7-11	.733/.636	46/33 +13	24/12	10/9	3/1	4/4	11/14
GONZAGA BULLDOGS	22/35	31/38	53-73	(20)	20-52/28-61	.385/.459	2-14/6-15	.143/.400	11-18/11-15	.611/.733	32/40 (8)	6/16	17/13	3/3	8/10	16/17
Maryland	30/35	41/43	71-78	(7)	24-55/23-54	.436/.426	7-21/7-10	.333/.700	16-22/25-35	.727/.714	30/40 (10)	10/9	7/8	4/2	3/1	22/16
MAINE	44/41	43/37	87-78	+9	29-56/34-63	.518/.540	8-20/6-16	.400/.375	21-28/4-5	.750/.800	34/26 +8	18/19	10/9	5/0	3/7	8/20
DARTMOUTH	37/24	28/23	65-47	+18	24-59/15-50	.407/.300	3-20/4-14	.150/.286	14-15/13-15	.933/.867	36/34 +2	16/10	7/15	11/1	8/4	15/15
Indiana	20/26	38/43	58-69	(11)	16-42/24-57	.381/.421	4-11/3-7	.364/.429	22-32/18-22	.688/.818	28/40 (12)	9/9	12/11	5/2	6/4	20/25
SACRED HEART	48/37	58/28	106-65	+41	35-57/22-56	.614/.393	9-17/6-17	.529/.353	27-34/15-15	.794/1000	37/24 +13	25/16	4/12	5/1	6/1	11/23
PITTSBURGH	25/26	47/33	72-59	+13	27-53/24-60	.509/.400	7-19/1-14	.368/.071	11-18/10-14	.611/.714	30/39 (9)	18/14	6/9	4/1	5/4	14/20
Cincinnati	21/31	34/40	55-71	(16)	21-63/25-57	.333/.439	5-28/8-27	.179/.296	8-11/13-18	.727/.722	38/38 -	11/13	13/9	4/4	4/11	14/15
LOUISVILLE	24/28	26/22	67-65	+2	20-63/22-52	.317/.423	5-26/4-13	.192/.308	22-29/17-27	.759/.630	40/42 (2)	10/9	11/18	3/5	7/8	20/25
USF	30/24	30/25	60-49	+11	24-50/21-55	.480/.382	5-14/1-13	.357/.077	7-11/6-7	.636/.857	29/35 (6)	16/4	10/13	4/1	8/7	8/12
CONNECTICUT	25/24	28/43	53-67	(14)	21-65/25-54	.323/.463	6-26/2-12	.231/.167	5-8/15-18	.625/.833	33/43 (10)	9/13	8/10	1/5	3/5	16/12
RUTGERS	31/39	27/26	58-65	(7)	23-52/24-55	.442/.436	7-20/7-15	.350/.467	5-13/10-14	.385/.714	32/34 (2)	13/14	11/10	4/4	5/5	14/19
SYRACUSE	35/23	32/35	67-58	+9	20-40/18-53	.500/.340	8-16/7-23	.500/.304	19-27/13-19	.704/.684	38/25 +13	17/13	17/9	3/2	2/9	14/21
Seton Hall	19/18	36/24	55-42	+13	13-37/15-57	.351/.263	5-19/2-14	.263/.143	24-32/10-19	.750/.526	39/38 +1	8/4	13/12	6/2	5/9	17/23
Connecticut	21/24	29/24	50-48	+2	17-47/19-47	.362/.404	7-22/3-13	.318/.231	9-12/7-10	.750/.700	33/29 +4	13/9	10/9	3/4	4/5	13/14
MARQUETTE	30/26	46/33	76-59	+17	28-56/25-64	.500/.391	11-23/2-13	.478/.154	9-11/7-9	.818/.778	35/33 +2	22/16	13/8	7/1	7/7	11/14
WEST VIRGINIA	26/16	29/35	55-51	+4	20-47/24-58	.426/.414	5-21/2-16	.238/.125	10-14/1-3	.714/.333	31/33 (2)	8/12	5/3	2/0	3/1	11/12
DEPAUL	34/34	50/42	84-76	+8	31-52/30-64	.596/.469	6-16/9-16	.375/.563	16-18/7-10	.889/.700	33/23 +10	18/16	12/7	5/3	4/6	11/16
RUTGERS	33/28	38/25	71-53	+18	20-50/22-56	.400/.393	7-16/3-14	.438/.214	24-32/6-10	.750/.600	37/35 +2	16/10	9/13	1/5	2/5	13/26
Villanova	23/39	37/21	74-70	+4	25-66/24-63	.379/.381	12-31/7-19	.387/.368	12-17/15-20	.706/.750	37/47 (10)	20/13	7/12	1/7	8/3	15/17
WEST VIRGINIA	30/28	41/16	71-44	+27	27-44/17-54	.614/.315	9-16/1-11	.563/.091	8-11/9-13	.727/.692	29/28 +1	17/11	9/10	3/0	6/4	14/11
St. John's	25/31	33/30	58-61	(3)	25-66/22-47	.379/.468	4-31/3-11	.129/.273	4-7/14-21	.571/.667	35/37 (2)	15/8	7/16	3/4	5/5	16/13
Georgetown	18/28	23/31	41-59	(18)	16-48/23-44	.333/.523	3-17/4-11	.176/.364	6-10/9-13	.600/.692	23/33 (10)	7/13	11/11	0/3	7/5	15/13

Note: Game totals are displayed in the format TEAM/OPPONENT for each category

2011-12 Notre Dame Men's Basketball
 Notre Dame Points-Rebounds-Assists (as of Feb 27, 2012)
 All games

Opponent	Date	Score	00		04		12		14		21		22		24	
			ATKINS,ERI	CROWLEY,PA	DRAGICEVIC	MARTIN,SCO	ABROMAITIS	GRANT,JERI	CONNAUGHTO							
MISS. VALLEY STATE	11-12-11	80-67	w	27-4-6	0-0-0	7-4-2	15-5-2	DNP	11-2-5	2-4-0						
DETROIT	11-14-11	59-53	w	13-2-4	DNP	2-2-1	3-6-0	DNP	11-2-3	10-9-0						
SAM HOUSTON STATE	11-16-11	74-41	w	DNP	0-1-0	7-3-3	11-5-1	DNP	17-6-7	24-5-1						
DELAWARE STATE	11-18-11	93-69	w	DNP	0-0-0	18-3-7	23-5-3	DNP	17-4-6	9-7-2						
vs Missouri	11-21-11	58-87	L	7-1-1	DNP	0-0-0	12-5-1	22-8-3	6-1-2	7-5-0						
vs Georgia	11-22-11	57-61	L	12-2-1	DNP	0-0-0	6-3-0	6-6-2	20-5-4	11-0-0						
BRYANT	11-27-11	84-59	w	18-4-9	0-0-0	13-4-0	12-8-0	DNP	12-11-7	2-3-3						
at GONZAGA BULLDOGS	11-30-11	53-73	L	6-3-1	DNP	3-3-0	1-4-0	DNP	16-1-3	11-3-0						
vs Maryland	12-4-11	71-78	L	16-2-2	DNP	8-0-1	7-4-3	DNP	20-4-3	9-6-0						
MAINE	12-08-11	87-78	w	26-2-6	DNP	14-2-3	4-0-1	DNP	6-4-2	4-5-0						
DARTMOUTH	12-10-11	65-47	w	0-4-3	0-0-0	15-3-2	DNP	DNP	0-3-4	3-4-3						
vs Indiana	12-17-11	58-69	L	15-2-2	DNP	9-2-0	6-7-2	DNP	14-4-4	2-4-1						
SACRED HEART	12-19-11	106-65	w	13-4-9	5-1-1	12-5-1	9-5-1	DNP	15-2-7	5-2-0						
PITTSBURGH	12-27-11	72-59	w	15-5-4	DNP	22-2-0	4-6-2	DNP	15-1-9	2-0-2						
at Cincinnati	1-4-12	55-71	L	8-3-2	0-0-0	6-2-1	0-8-2	DNP	17-2-4	5-4-0						
at LOUISVILLE	1-7-12	67-65	w	15-8-1	DNP	0-1-1	11-12-3	DNP	17-3-3	0-0-0						
USF	1-10-12	60-49	w	0-1-3	0-0-0	7-1-4	15-13-2	DNP	14-1-4	5-1-0						
CONNECTICUT	1-14-12	53-67	L	20-3-2	0-0-0	2-0-0	12-9-1	DNP	6-1-5	2-4-0						
at RUTGERS	1-16-12	58-65	L	15-2-5	DNP	4-1-0	11-6-1	DNP	9-3-7	7-5-0						
SYRACUSE	1-21-12	67-58	w	5-6-5	DNP	9-3-2	13-6-3	DNP	11-2-6	7-7-1						
at Seton Hall	1-25-12	55-42	w	14-5-2	DNP	9-1-0	3-5-1	DNP	15-5-4	0-5-0						
at Connecticut	1-29-12	50-48	w	13-1-3	DNP	0-1-1	10-7-3	DNP	11-5-6	8-5-0						
MARQUETTE	2-4-12	76-59	w	18-4-5	DNP	4-2-1	11-5-4	DNP	12-1-8	23-11-3						
at WEST VIRGINIA	2-8-12	55-51	w	7-4-1	DNP	3-4-3	12-2-0	DNP	12-2-3	0-4-1						
DEPAUL	2-11-12	84-76	w	14-4-6	DNP	8-2-1	7-4-3	DNP	22-2-5	9-4-2						
RUTGERS	2-15-12	71-53	w	10-2-8	0-0-0	8-1-1	7-2-3	DNP	11-2-3	10-5-0						
at Villanova	2-18-12	74-70	w	17-1-5	DNP	0-0-0	6-5-4	DNP	10-3-9	21-9-1						
WEST VIRGINIA	2-22-12	71-44	w	13-4-8	0-0-0	8-1-1	15-6-1	DNP	20-2-3	0-5-4						
at St. John's	2-25-12	58-61	L	5-2-4	DNP	6-2-1	18-6-0	DNP	2-0-7	7-2-2						
at Georgetown	2-27-12	41-59	L	9-1-1	0-0-0	0-0-0	9-3-1	DNP	8-2-4	6-11-1						

Opponent	Date	Score	25		32		33		45	
			KNIGHT,TOM	BROOKS,JOE	BROGHAMME	COOLEY,JAC				
MISS. VALLEY STATE	11-12-11	80-67	w	0-2-0	9-4-3	6-2-0	3-10-1			
DETROIT	11-14-11	59-53	w	0-1-0	13-9-2	0-0-0	7-8-2			
SAM HOUSTON STATE	11-16-11	74-41	w	7-1-2	0-1-1	2-2-2	6-6-4			
DELAWARE STATE	11-18-11	93-69	w	6-0-0	DNP	9-5-1	11-17-1			
vs Missouri	11-21-11	58-87	L	DNP	4-1-1	0-1-0	0-1-0			
vs Georgia	11-22-11	57-61	L	DNP	0-0-0	0-0-0	2-6-0			
BRYANT	11-27-11	84-59	w	4-0-1	13-6-2	6-4-1	4-2-1			
at GONZAGA BULLDOGS	11-30-11	53-73	L	4-3-1	6-5-1	0-0-0	6-6-0			
vs Maryland	12-4-11	71-78	L	4-0-0	7-3-1	0-7-0	DNP			
MAINE	12-08-11	87-78	w	7-2-2	2-1-1	2-1-2	22-14-1			
DARTMOUTH	12-10-11	65-47	w	8-5-1	13-4-2	4-2-0	22-9-1			
vs Indiana	12-17-11	58-69	L	0-0-0	0-0-0	0-0-0	12-5-0			
SACRED HEART	12-19-11	106-65	w	9-1-2	12-2-3	7-6-1	19-8-0			
PITTSBURGH	12-27-11	72-59	w	6-1-0	0-0-0	0-0-0	8-14-1			
at Cincinnati	1-4-12	55-71	L	4-3-0	0-4-2	DNP	15-11-0			
at LOUISVILLE	1-7-12	67-65	w	DNP	4-4-1	2-0-0	18-10-1			
USF	1-10-12	60-49	w	0-1-0	3-1-0	0-0-0	16-7-3			
CONNECTICUT	1-14-12	53-67	L	2-4-0	2-3-0	0-0-0	7-6-1			
at RUTGERS	1-16-12	58-65	L	0-0-0	3-2-0	0-1-0	9-9-0			
SYRACUSE	1-21-12	67-58	w	4-2-0	1-1-0	DNP	17-10-0			
at Seton Hall	1-25-12	55-42	w	0-1-1	0-1-0	1-1-0	13-11-0			
at Connecticut	1-29-12	50-48	w	0-0-0	0-1-0	DNP	8-7-0			
MARQUETTE	2-4-12	76-59	w	0-1-0	0-0-0	DNP	8-8-1			
at WEST VIRGINIA	2-8-12	55-51	w	DNP	DNP	0-1-0	21-12-0			
DEPAUL	2-11-12	84-76	w	0-0-0	2-1-0	DNP	22-14-1			
RUTGERS	2-15-12	71-53	w	1-1-0	2-1-0	0-0-0	22-18-1			
at Villanova	2-18-12	74-70	w	0-1-0	2-1-0	DNP	18-13-1			
WEST VIRGINIA	2-22-12	71-44	w	0-1-0	0-2-0	2-1-0	13-6-0			
at St. John's	2-25-12	58-61	L	2-6-1	0-0-0	DNP	18-11-0			
at Georgetown	2-27-12	41-59	L	5-1-0	2-1-0	DNP	2-0-0			

2011-12 Notre Dame Men's Basketball
 Notre Dame Team High/Low Analysis (as of Feb 27, 2012)
 All games

Notre Dame - TEAM GAME HIGHS

POINTS	106		SACRED HEART (12-19-11)
	93		DELAWARE STATE (11-18-11)
	87		MAINE (12-08-11)
	84		DEPAUL (2-11-12)
	84		BRYANT (11-27-11)
FIELD GOALS MADE	35		SACRED HEART (12-19-11)
	31		DEPAUL (2-11-12)
	31		BRYANT (11-27-11)
FIELD GOAL ATTEMPTS	66		at St. John's (2-25-12)
	66		at Villanova (2-18-12)
FIELD GOAL PERCENTAGE	.614	(35-57)	SACRED HEART (12-19-11)
	.614	(27-44)	WEST VIRGINIA (2-22-12)
3 PT FIELD GOALS MADE	12		at Villanova (2-18-12)
	11		MARQUETTE (2-4-12)
	11		BRYANT (11-27-11)
	11		DELAWARE STATE (11-18-11)
3 PT FG ATTEMPTS	31		at St. John's (2-25-12)
	31		at Villanova (2-18-12)
3 PT FG PERCENTAGE	.563	(9-16)	WEST VIRGINIA (2-22-12)
	.529	(9-17)	SACRED HEART (12-19-11)
FREE THROWS MADE	27		SACRED HEART (12-19-11)
	24		RUTGERS (2-15-12)
	24		at Seton Hall (1-25-12)
	24		MISS. VALLEY STATE (11-12-11)
FREE THROW ATTEMPTS	34		SACRED HEART (12-19-11)
	32		RUTGERS (2-15-12)
	32		at Seton Hall (1-25-12)
	32		vs Indiana (12-17-11)
FREE THROW PERCENTAGE	.933	(14-15)	DARTMOUTH (12-10-11)
	.889	(16-18)	DEPAUL (2-11-12)
REBOUNDS	46		BRYANT (11-27-11)
	46		DELAWARE STATE (11-18-11)
ASSISTS	25		SACRED HEART (12-19-11)
	24		BRYANT (11-27-11)
STEALS	10		SAM HOUSTON STATE (11-16-11)
	8		at Villanova (2-18-12)
	8		USF (1-10-12)
	8		DARTMOUTH (12-10-11)
	8		at GONZAGA BULLDOGS (11-30-11)
BLOCKED SHOTS	11		DARTMOUTH (12-10-11)
	7		MARQUETTE (2-4-12)
TURNOVERS	17		SYRACUSE (1-21-12)
	17		at GONZAGA BULLDOGS (11-30-11)
FOULS	22		vs Maryland (12-4-11)
	20		at LOUISVILLE (1-7-12)
	20		vs Indiana (12-17-11)

2011-12 Notre Dame Men's Basketball
 Notre Dame High/Low Analysis (as of Feb 27, 2012)
 All games

Opponent - GAME HIGHS

POINTS	87		vs Missouri (11-21-11)
	78		MAINE (12-08-11)
	78		vs Maryland (12-4-11)
	76		DEPAUL (2-11-12)
	73		at GONZAGA BULLDOGS (11-30-11)
FIELD GOALS MADE	34		MAINE (12-08-11)
	32		vs Missouri (11-21-11)
FIELD GOAL ATTEMPTS	68		DETROIT (11-14-11)
	65		BRYANT (11-27-11)
FIELD GOAL PERCENTAGE	.582	(32-55)	vs Missouri (11-21-11)
	.540	(34-63)	MAINE (12-08-11)
3 PT FIELD GOALS MADE	12		vs Georgia (11-22-11)
	9		DEPAUL (2-11-12)
3 PT FG ATTEMPTS	27		at Cincinnati (1-4-12)
	26		BRYANT (11-27-11)
	26		vs Georgia (11-22-11)
3 PT FG PERCENTAGE	.700	(7-10)	vs Maryland (12-4-11)
	.563	(9-16)	DEPAUL (2-11-12)
FREE THROWS MADE	25		vs Maryland (12-4-11)
	18		vs Indiana (12-17-11)
	18		vs Missouri (11-21-11)
FREE THROW ATTEMPTS	35		vs Maryland (12-4-11)
	27		at LOUISVILLE (1-7-12)
FREE THROW PERCENTAGE	1.000	(15-15)	SACRED HEART (12-19-11)
	.867	(13-15)	DARTMOUTH (12-10-11)
REBOUNDS	47		at Villanova (2-18-12)
	44		DETROIT (11-14-11)
ASSISTS	19		MAINE (12-08-11)
	16		DEPAUL (2-11-12)
	16		MARQUETTE (2-4-12)
	16		SACRED HEART (12-19-11)
	16		at GONZAGA BULLDOGS (11-30-11)
	16		MISS. VALLEY STATE (11-12-11)
STEALS	11		at Cincinnati (1-4-12)
	10		at GONZAGA BULLDOGS (11-30-11)
	10		vs Missouri (11-21-11)
BLOCKED SHOTS	7		at Villanova (2-18-12)
	7		DELAWARE STATE (11-18-11)
	7		DETROIT (11-14-11)
TURNOVERS	18		at LOUISVILLE (1-7-12)
	18		SAM HOUSTON STATE (11-16-11)
FOULS	26		RUTGERS (2-15-12)
	26		DETROIT (11-14-11)

2011-12 Notre Dame Men's Basketball
 Notre Dame High/Low Analysis (as of Feb 27, 2012)
 All games

Notre Dame - GAME LOWS

POINTS	41		at Georgetown (2-27-12)
	50		at Connecticut (1-29-12)
	53		at GONZAGA BULLDOGS (11-30-11)
	53		CONNECTICUT (1-14-12)
	55		at Cincinnati (1-4-12)
	55		at Seton Hall (1-25-12)
	55		at WEST VIRGINIA (2-8-12)
FIELD GOALS MADE	13		at Seton Hall (1-25-12)
	16		vs Georgia (11-22-11)
	16		vs Indiana (12-17-11)
	16		at Georgetown (2-27-12)
FIELD GOAL ATTEMPTS	37		at Seton Hall (1-25-12)
	40		SYRACUSE (1-21-12)
FIELD GOAL PERCENTAGE	.317	(20-63)	at LOUISVILLE (1-7-12)
	.323	(21-65)	CONNECTICUT (1-14-12)
3 PT FIELD GOALS MADE	2		at GONZAGA BULLDOGS (11-30-11)
	3		DARTMOUTH (12-10-11)
	3		at Georgetown (2-27-12)
3 PT FG ATTEMPTS	11		vs Indiana (12-17-11)
	14		at GONZAGA BULLDOGS (11-30-11)
	14		USF (1-10-12)
3 PT FG PERCENTAGE	.129	(4-31)	at St. John's (2-25-12)
	.143	(2-14)	at GONZAGA BULLDOGS (11-30-11)
FREE THROWS MADE	4		at St. John's (2-25-12)
	5		CONNECTICUT (1-14-12)
	5		at RUTGERS (1-16-12)
FREE THROW ATTEMPTS	7		at St. John's (2-25-12)
	8		CONNECTICUT (1-14-12)
FREE THROW PERCENTAGE	.385	(5-13)	at RUTGERS (1-16-12)
	.500	(10-20)	SAM HOUSTON STATE (11-16-11)
REBOUNDS	23		vs Georgia (11-22-11)
	23		at Georgetown (2-27-12)
ASSISTS	6		at GONZAGA BULLDOGS (11-30-11)
	7		vs Georgia (11-22-11)
	7		at Georgetown (2-27-12)
STEALS	1		DELAWARE STATE (11-18-11)
	2		SYRACUSE (1-21-12)
	2		RUTGERS (2-15-12)
BLOCKED SHOTS	0		at Georgetown (2-27-12)
	1		DELAWARE STATE (11-18-11)
	1		vs Missouri (11-21-11)
	1		CONNECTICUT (1-14-12)
	1		RUTGERS (2-15-12)
	1		at Villanova (2-18-12)
TURNOVERS	4		SACRED HEART (12-19-11)
	5		at WEST VIRGINIA (2-8-12)
FOULS	8		MAINE (12-08-11)
	8		USF (1-10-12)

2011-12 Notre Dame Men's Basketball
 Notre Dame High/Low Analysis (as of Feb 27, 2012)
 All games

Opponent - GAME LOWS

POINTS	41		SAM HOUSTON STATE (11-16-11)
	42		at Seton Hall (1-25-12)
	44		WEST VIRGINIA (2-22-12)
	47		DARTMOUTH (12-10-11)
	48		at Connecticut (1-29-12)
FIELD GOALS MADE	15		DARTMOUTH (12-10-11)
	15		at Seton Hall (1-25-12)
FIELD GOAL ATTEMPTS	44		at Georgetown (2-27-12)
	47		at Connecticut (1-29-12)
	47		at St. John's (2-25-12)
FIELD GOAL PERCENTAGE	.263	(15-57)	at Seton Hall (1-25-12)
	.300	(15-50)	DARTMOUTH (12-10-11)
3 PT FIELD GOALS MADE	1		PITTSBURGH (12-27-11)
	1		USF (1-10-12)
	1		WEST VIRGINIA (2-22-12)
3 PT FG ATTEMPTS	7		vs Indiana (12-17-11)
	10		vs Maryland (12-4-11)
3 PT FG PERCENTAGE	.071	(1-14)	PITTSBURGH (12-27-11)
	.077	(1-13)	USF (1-10-12)
FREE THROWS MADE	1		at WEST VIRGINIA (2-8-12)
	2		SAM HOUSTON STATE (11-16-11)
FREE THROW ATTEMPTS	3		at WEST VIRGINIA (2-8-12)
	5		SAM HOUSTON STATE (11-16-11)
	5		MAINE (12-08-11)
FREE THROW PERCENTAGE	.333	(1-3)	at WEST VIRGINIA (2-8-12)
	.375	(3-8)	MISS. VALLEY STATE (11-12-11)
REBOUNDS	23		DEPAUL (2-11-12)
	24		DELAWARE STATE (11-18-11)
	24		SACRED HEART (12-19-11)
ASSISTS	4		USF (1-10-12)
	4		at Seton Hall (1-25-12)
STEALS	1		vs Maryland (12-4-11)
	1		SACRED HEART (12-19-11)
	1		at WEST VIRGINIA (2-8-12)
BLOCKED SHOTS	0		MISS. VALLEY STATE (11-12-11)
	0		MAINE (12-08-11)
	0		at WEST VIRGINIA (2-8-12)
	0		WEST VIRGINIA (2-22-12)
TURNOVERS	3		at WEST VIRGINIA (2-8-12)
	7		DEPAUL (2-11-12)
FOULS	11		WEST VIRGINIA (2-22-12)
	12		USF (1-10-12)
	12		CONNECTICUT (1-14-12)
	12		at WEST VIRGINIA (2-8-12)

2011-12 Notre Dame Men's Basketball
 Notre Dame Player High/Low Analysis (as of Feb 27, 2012)
 All games

Notre Dame - INDIVIDUAL GAME HIGHS

Points	27		ATKINS, Eric vs Miss. Valley State (11-12-11)
	26		ATKINS, Eric vs Maine (12-08-11)
	24		CONNAUGHTON, Pat vs Sam Houston State (11-16-11)
	23		CONNAUGHTON, Pat vs Marquette (2-4-12)
	23		MARTIN, Scott vs Delaware State (11-18-11)
Field Goals Made	10		COOLEY, Jack vs DePaul (2-11-12)
	9		MARTIN, Scott at St. John's (2-25-12)
	9		CONNAUGHTON, Pat vs Marquette (2-4-12)
	9		COOLEY, Jack vs Dartmouth (12-10-11)
	9		ATKINS, Eric vs Maine (12-08-11)
	9		ABROMAITIS, Tim vs Missouri (11-21-11)
	9		CONNAUGHTON, Pat vs Sam Houston State (11-16-11)
Field Goal Att.	18		ABROMAITIS, Tim vs Missouri (11-21-11)
	18		MARTIN, Scott vs Delaware State (11-18-11)
FG Pct (min 5 made)	1.000	(7-7)	COOLEY, Jack vs Sacred Heart (12-19-11)
	1.000	(6-6)	GRANT, Jerian vs Sam Houston State (11-16-11)
3-Point FG Made	7		CONNAUGHTON, Pat at Villanova (2-18-12)
	6		CONNAUGHTON, Pat vs Sam Houston State (11-16-11)
3-Point FG Att.	12		CONNAUGHTON, Pat at Villanova (2-18-12)
	10		GRANT, Jerian at Villanova (2-18-12)
	10		CONNAUGHTON, Pat vs Sam Houston State (11-16-11)
3-Pt FG Pct (min 2 made)	1.000	(3-3)	GRANT, Jerian vs Delaware State (11-18-11)
	1.000	(3-3)	ATKINS, Eric vs Miss. Valley State (11-12-11)
	1.000	(2-2)	DRAGICEVICH, Alex vs DePaul (2-11-12)
	1.000	(2-2)	MARTIN, Scott vs Syracuse (1-21-12)
	1.000	(2-2)	BROOKS, Joey vs Bryant (11-27-11)
Free Throws Made	12		ATKINS, Eric vs Miss. Valley State (11-12-11)
	10		GRANT, Jerian at Seton Hall (1-25-12)
	10		GRANT, Jerian vs Georgia (11-22-11)
Free Throw Att.	13		BROOKS, Joey vs Detroit (11-14-11)
	12		GRANT, Jerian at Seton Hall (1-25-12)
	12		ATKINS, Eric vs Miss. Valley State (11-12-11)
FT Pct (min 3 made)	1.000	(12-12)	ATKINS, Eric vs Miss. Valley State (11-12-11)
	1.000	(8-8)	GRANT, Jerian vs DePaul (2-11-12)
	1.000	(6-6)	GRANT, Jerian vs RUTGERS (2-15-12)
	1.000	(6-6)	GRANT, Jerian vs Syracuse (1-21-12)
	1.000	(5-5)	ATKINS, Eric vs Marquette (2-4-12)
	1.000	(5-5)	GRANT, Jerian at Cincinnati (1-4-12)
	1.000	(5-5)	BROOKS, Joey vs Sacred Heart (12-19-11)
	1.000	(4-4)	MARTIN, Scott at Villanova (2-18-12)
	1.000	(4-4)	COOLEY, Jack vs Dartmouth (12-10-11)
	1.000	(4-4)	KNIGHT, Tom vs Dartmouth (12-10-11)
	1.000	(4-4)	DRAGICEVICH, Alex vs Maine (12-08-11)
	1.000	(4-4)	CONNAUGHTON, Pat vs Maryland (12-4-11)
	1.000	(4-4)	GRANT, Jerian vs Bryant (11-27-11)
	1.000	(4-4)	ABROMAITIS, Tim vs Georgia (11-22-11)
	1.000	(3-3)	GRANT, Jerian at Georgetown (2-27-12)
	1.000	(3-3)	COOLEY, Jack vs Connecticut (1-14-12)
	1.000	(3-3)	MARTIN, Scott at LOUISVILLE (1-7-12)
	1.000	(3-3)	BROOKS, Joey vs Dartmouth (12-10-11)
Rebounds	18		COOLEY, Jack vs RUTGERS (2-15-12)
	17		COOLEY, Jack vs Delaware State (11-18-11)
Assists	9		GRANT, Jerian at Villanova (2-18-12)

	9	GRANT, Jerian vs Pittsburgh (12-27-11)
	9	ATKINS, Eric vs Sacred Heart (12-19-11)
	9	ATKINS, Eric vs Bryant (11-27-11)
Steals	4	MARTIN, Scott at Villanova (2-18-12)
	3	ATKINS, Eric at St. John's (2-25-12)
	3	ATKINS, Eric vs WEST VIRGINIA (2-22-12)
	3	ATKINS, Eric vs DePaul (2-11-12)
	3	GRANT, Jerian at Connecticut (1-29-12)
	3	MARTIN, Scott at LOUISVILLE (1-7-12)
	3	GRANT, Jerian at LOUISVILLE (1-7-12)
	3	ATKINS, Eric vs Indiana (12-17-11)
	3	ATKINS, Eric at GONZAGA BULLDOGS (11-30-11)
	3	COOLEY, Jack vs Missouri (11-21-11)
	3	COOLEY, Jack vs Sam Houston State (11-16-11)
Blocked Shots	4	COOLEY, Jack vs DePaul (2-11-12)
	4	COOLEY, Jack vs Dartmouth (12-10-11)
Turnovers	6	ATKINS, Eric at GONZAGA BULLDOGS (11-30-11)
	5	GRANT, Jerian vs Syracuse (1-21-12)
	5	MARTIN, Scott vs Syracuse (1-21-12)
Fouls	5	CONNAUGHTON, Pat at St. John's (2-25-12)
	5	COOLEY, Jack vs Marquette (2-4-12)
	5	COOLEY, Jack at Seton Hall (1-25-12)
	5	ATKINS, Eric vs Syracuse (1-21-12)
	5	BROOKS, Joey at LOUISVILLE (1-7-12)
	5	COOLEY, Jack vs Indiana (12-17-11)
	5	BROGHAMMER, Mike vs Dartmouth (12-10-11)
	5	MARTIN, Scott vs Maryland (12-4-11)
	5	ABROMAITIS, Tim vs Georgia (11-22-11)

2011-12 Notre Dame Men's Basketball
 Notre Dame Opponent High/Low Analysis (as of Feb 27, 2012)
 All games

OPPONENT INDIVIDUAL GAME HIGHS

Points	31		Terrell Stoglin vs Maryland (12-4-11)
	29		TATE, Tahj vs Delaware State (11-18-11)
	27		McLemore, Gerald vs Maine (12-08-11)
	26		Denmon, Marcus vs Missouri (11-21-11)
	24		PINKSTON, JayVaughn at Villanova (2-18-12)
Field Goals Made	11		McLemore, Gerald vs Maine (12-08-11)
	11		Terrell Stoglin vs Maryland (12-4-11)
Field Goal Att.	23		SIMON, Chase vs Detroit (11-14-11)
	22		FRANCIS, Alex vs Bryant (11-27-11)
FG Pct (min 5 made)	.857	(6-7)	KELLY, Jeremiah vs DePaul (2-11-12)
	.857	(6-7)	Oladipo, Victor vs Indiana (12-17-11)
3-Point FG Made	4		PINKSTON, JayVaughn at Villanova (2-18-12)
	4		Caldwell-Pope, Ken. vs Georgia (11-22-11)
	4		TATE, Tahj vs Delaware State (11-18-11)
	4		McCALLUM, Ray vs Detroit (11-14-11)
3-Point FG Att.	10		DOBBS, Frankie vs Bryant (11-27-11)
	10		JOYNER, Terrence vs Miss. Valley State (11-12-11)
3-Pt FG Pct (min 2 made)	1.000	(3-3)	WHITTINGTON, Greg at Georgetown (2-27-12)
	1.000	(3-3)	STOCKTON, David at GONZAGA BULLDOGS (11-30-11)
	1.000	(2-2)	Hulls, Jordan vs Indiana (12-17-11)
	1.000	(2-2)	Djurisic, Nemanja vs Georgia (11-22-11)
	1.000	(2-2)	English, Kim vs Missouri (11-21-11)
	1.000	(2-2)	BELL, Tyshawn vs Delaware State (11-18-11)
Free Throws Made	7		KURIC, Kyle at LOUISVILLE (1-7-12)
	7		DIXON, Dion at Cincinnati (1-4-12)
	7		TATE, Tahj vs Delaware State (11-18-11)
Free Throw Att.	11		TATE, Tahj vs Delaware State (11-18-11)
	8		PINKSTON, JayVaughn at Villanova (2-18-12)
	8		CHEEK, Dominic at Villanova (2-18-12)
	8		NAPIER, Shabazz vs Connecticut (1-14-12)
	8		KURIC, Kyle at LOUISVILLE (1-7-12)
	8		BEHANAN, Chane at LOUISVILLE (1-7-12)
	8		James Padgett vs Maryland (12-4-11)
FT Pct (min 3 made)	1.000	(7-7)	DIXON, Dion at Cincinnati (1-4-12)
	1.000	(6-6)	SMITH, Roscoe vs Connecticut (1-14-12)
	1.000	(6-6)	Watford, Christian vs Indiana (12-17-11)
	1.000	(6-6)	Mychal Parker vs Maryland (12-4-11)
	1.000	(4-4)	SIMS, Henry at Georgetown (2-27-12)
	1.000	(4-4)	NAPIER, Shabazz at Connecticut (1-29-12)
	1.000	(4-4)	SEAGEARS, Jerome at RUTGERS (1-16-12)
	1.000	(4-4)	GOLDEN, John vs Dartmouth (12-10-11)
	1.000	(4-4)	DOBBS, Frankie vs Bryant (11-27-11)
	1.000	(4-4)	Pressey, Phil vs Missouri (11-21-11)
	1.000	(3-3)	JONES, Kevin vs WEST VIRGINIA (2-22-12)
	1.000	(3-3)	GIBSON, Shane vs Sacred Heart (12-19-11)
Rebounds	15		HARRIS, Elias at GONZAGA BULLDOGS (11-30-11)
	13		DRUMMOND, Andre vs Connecticut (1-14-12)
Assists	8		BRYANT, Darryl at WEST VIRGINIA (2-8-12)
	7		JOHNSON, Ty at Villanova (2-18-12)
	7		JARDINE, Scoop vs Syracuse (1-21-12)
	7		LAMB, Jeremy vs Connecticut (1-14-12)
	7		Rogers, Andrew vs Maine (12-08-11)
	7		DOBBS, Frankie vs Bryant (11-27-11)

	7	THREATT, Jay vs Delaware State (11-18-11)
Steals	5	WRIGHT, Cashmere at Cincinnati (1-4-12)
	4	WAITERS, Dion vs Syracuse (1-21-12)
	4	SIMON, Chase vs Detroit (11-14-11)
Blocked Shots	6	GRAY, Kendall vs Delaware State (11-18-11)
	5	LOWE, LaMarcus vs Detroit (11-14-11)
Turnovers	6	MALDUNAS, Gabas vs Dartmouth (12-10-11)
	5	GARRETT, Amir at St. John's (2-25-12)
	5	HARRISON, D'Angelo at St. John's (2-25-12)
	5	THEODORE, Jordan at Seton Hall (1-25-12)
	5	SIVA, Peyton at LOUISVILLE (1-7-12)
	5	Robinson, Gerald vs Georgia (11-22-11)
	5	Gatlin, Demarcus vs Sam Houston State (11-16-11)
Fouls	5	KENNEDY, Markus at Villanova (2-18-12)
	5	BROWNE, Gary at WEST VIRGINIA (2-8-12)
	5	AUDA, Patrik at Seton Hall (1-25-12)
	5	EDWIN, Fuquan at Seton Hall (1-25-12)
	5	POPE, Herb at Seton Hall (1-25-12)
	5	SOUTHERLAND, James vs Syracuse (1-21-12)
	5	DIENG, Gorgui at LOUISVILLE (1-7-12)
	5	MONTES, Louis vs Sacred Heart (12-19-11)
	5	SWIDOWSKI, Justin vs Sacred Heart (12-19-11)
	5	GREENBACKER, Nick vs Sacred Heart (12-19-11)
	5	Fraser, Alasdair vs Maine (12-08-11)
	5	Cato, Kilian vs Maine (12-08-11)
	5	OLIVER, Marques vs Delaware State (11-18-11)
	5	Werner, Steven vs Sam Houston State (11-16-11)
	5	LOWE, LaMarcus vs Detroit (11-14-11)
	5	JONES, Falando vs Miss. Valley State (11-12-11)