



NOTRE DAME

FOOTBALL



GAME SEVEN

USC TROJANS

GAME INFORMATION

	Saturday, October 21 7:42 p.m. ET	Notre Dame Stadium Notre Dame, IN // FieldTurf
	NBC (national) NBCSports.com NBC Sports Live Extra app	Mike Tirico (play-by-play) Doug Flutie (analysis) Kathryn Tappen (sideline) Rob Hyland (producer) Pierre Moossa (director)
	IMG College Sports (117 affiliates) SiriusXM (Channel 129) 96.1 FM, 101.5 FM & 96.0 AM (South Bend)	Don Criqui (play-by-play) Allen Pinkett (analysis) Joe Weil (pre- and post-game) Jack Nolan (interviews)
	Sold Out Capacity: 77,622	Notre Dame Ticket Exchange powered by VividSeats.com

THE SERIES

All-Time	ND leads 46-37-5	Last: 45-27 USC (Nov. 26, 2016 at LA Memorial Coliseum)
At ND	ND leads 25-14-1	Last: 41-31 ND (Oct. 17, 2015 at Notre Dame Stadium)

THE COACHES

	Head Coach	At School	Overall	vs. Opponent
ND	Brian Kelly	64-32 (eighth year)	234-89-2 (27th year)	4-3
USC	Clay Helton	22-8 (third year)	22-8 (third year)	1-1

WHAT'S INSIDE

2	Covering the Irish
3	Depth Chart
4	Alphabetical Roster
5	Numerical Roster & Pronunciations
6-12	Game Notes
13	On This Date
13	Irish in the NFL
14	The USC Trojans
14	Irish Connections
14	Irish vs. The Pac-12
15	Top 25 Polls
15	Opponent Update
16	Brian Kelly
17	The Record When...
18	Player Honors & Awards
18	Starter Sheet & Career Starts
19-24	Player Mini-Bios
25-28	The Last Time
29	Team Statistics
30-33	Individual Season & Career Stats
34	Team Game-by-Game Statistics

WHAT'S INSIDE

35	Opponent Game-by-Game Statistics
36	Team Game-by-Game Comparison
37	Game Highs
38	Conversions & Time of Possession
39	Red Zone Statistics
40	Game-by-Game Participation
41	Game-by-Game All-Purpose Yards
42	Game-by-Game Passing
43	Game-by-Game Rushing & Receiving
43	Game-by-Game Returns
44	Game-by-Game Tackles & TFLs
45	Game-by-Game Sacks & Fumbles
46	NCAA Team Ranking Summary
47	NCAA Individual Ranking Summary
48	Turnover Battle
48	Drive Charts
48	Third Down Conversions by Distance
49	Big Plays & Explosive Runs
50	Explosive Passes & Longest Plays
51	Scoring Drives

2017 SCHEDULE (5-1)

Date	ND Rk	Opp Rk	Opponent	Location	TV	Time/Score
Sep. 2	RV/RV	--/RV	Temple	Notre Dame, IN	NBC	W, 49-16
Sep. 9	24/25	15/15	Georgia	Notre Dame, IN	NBC	L, 19-20
Sep. 16	RV/RV		at Boston College	Chestnut Hill, MA	ESPN	W, 49-20
Sep. 23	RV/RV	RV/RV	at Michigan State	East Lansing, MI	FOX	W, 38-18
Sep. 30	22/RV		Miami (Ohio)	Notre Dame, IN	NBCSN	W, 52-17
Oct. 7	21/22		at North Carolina	Chapel Hill, NC	abc	W, 33-10
Oct. 21	13/16	11/10	USC	Notre Dame, IN	NBC	7:30 p.m.
Oct. 28		16/17	NC State	Notre Dame, IN	NBC	3:30 p.m.
Nov. 4			Wake Forest	Notre Dame, IN	NBC	3:30 p.m.
Nov. 11		8/7	at Miami (Fla.)	Miami Gardens, FL		TBA
Nov. 18		RV/RV	Navy	Notre Dame, IN	NBC	3:30 p.m.
Nov. 25		22/22	at Stanford	Stanford, CA		TBA

Rankings: AP/Coaches (current for upcoming opponents, at time of game for past opponents) | All times Eastern

COUNTDOWN TO KICKOFF

515	With 515 rushing yards at Boston College, it marked the third-most by any Irish team in a game since 1969 when they ran for a modern school-record 597 yards against Navy. It was good for a 10.1 yards per rush average, breaking the modern Notre Dame record (10.0) set against Great Lakes in 1942.
14	Before Jay Hayes stuffed UNC RB Jordan Brown in the end zone, it had been 14 seasons since Notre Dame's last defensive safety. It was last done in 2003 when Justin Tuck drew a holding call in the end zone against Michigan.
10	RB Josh Adams owns 10 explosive rushes (at least 15 yards) this season, including six runs of at least 59 yards. The junior ranks 10th nationally with 776 rushing yards. His 2,544 career rushing yards are 26th nationally and fifth among non-senior RBs.
9	Notre Dame ranks ninth nationally in turnover margin, having created 14 takeaways while turning the ball over eight times. The Irish hold a 73-10 advantage in points off turnovers for the season, with only a Boston College field goal and North Carolina touchdown on the downside of the ledger.
8	During the 33-10 win at North Carolina in its last game, Notre Dame forced the Tar Heels into eight three-and-outs, three turnovers and a safety on UNC's 15 offensive drives. The Irish defense recorded three-and-outs on the first five series of the game.
7	Notre Dame is one of seven FBS teams and one of three major programs (Power 5+ND) to rank among the top 30 nationally in both red zone offense (19th) and red zone defense (27th). The Irish are joined on the list by Alabama, TCU, Army, Colorado State, Florida Atlantic and UTSA.
6	QB Ian Book won his starting debut at North Carolina, giving the Irish victories in their last six games with a first-time starting QB. Book was the first Notre Dame QB to win a starting debut in a true road game since 1995.
5	RB Josh Adams eclipsed the 100-yard mark against Miami (Ohio) on just his fifth carry of the game, setting a personal best for fewest rushes to reach the century mark. He now owns 12 career 100-plus yard rushing games.
4	Notre Dame is one of four major programs (Power 5+ND) to average over 300 rushing yards per game this season. At 308.0 yards per game, the Irish are joined by Georgia Tech, Alabama and Arizona. In all of FBS, only those four teams and the option attacks of the three service academies are better than 300 yards per game on the ground.
3	With its third consecutive road win over a Power 5 foe at North Carolina on Oct. 7, Notre Dame became just the third team in FBS with three road wins over Power 5 opposition (Washington and Georgia). It's the first time Notre Dame has accomplished the feat since 2012.
2	Notre Dame RB Josh Adams ranks second nationally in yards per carry. His average of 9.02 per rush trails only Stanford's Bryce Love (10.27) and would break the school record for rushing yards per attempt in a season currently owned by George Gipp at 8.11 (827 yards on 102 carries) in 1920.
1	For the first time in school history, Notre Dame had two players eclipse 200 rushing yards in the same game at Boston College. RB Josh Adams went for 234 yards, while QB Brandon Wimbush ran for 213 yards.
0	Not a single ticket has remained for a Notre Dame home game since 1973. The Southern Cal game will be the 259th consecutive sellout at Notre Dame Stadium. Fans can purchase tickets to the remaining three home games starting at \$45 by visiting UND.com/BuyTickets .

COACHING STAFF GAMEDAY LOCATIONS		
Coach	Position	Location
Brian Kelly	Head Coach	Sideline
Mike Elko	Defensive Coordinator	Press Box
Chip Long	Offensive Coordinator	Sideline
Mike Elston	Defensive Line	Sideline
Autry Denson	Running Backs	Sideline
Harry Hiestand	Offensive Line	Sideline
Todd Lyght	Defensive Backs	Sideline
Brian Polian	Special Teams Coordinator	Sideline
Clark Lea	Linebackers	Sideline
Del Alexander	Wide Receivers	Sideline
Tom Rees	Quarterbacks	Press Box

FIGHTING IRISH MEDIA COMMUNICATIONS STAFF		
Director of Football Media Relations	Michael Bertsch	Email mbertsch1@nd.edu
		Office 574-631-8642
		Cell 574-532-4154
Assistant Director Secondary Football Baseball	Michael Scholl	Email mscholl@nd.edu
		Office 574-631-4780
		Cell 574-876-6248
Assistant Director Credentialing Women's Lacrosse Swimming & Diving	Leigh Torbin	Email ltorbin@nd.edu
		Office 574-631-9471
		Cell 407-325-5703
Director of Communications Hockey Women's Golf	Dan Colleran	Email dcollera@nd.edu
		Office 574-631-7519
Associate Director Men's Basketball Rowing	Alan Wasielewski	Email awasiele@nd.edu
		Office 574-631-8458
Associate Director Women's Basketball Men's Golf	Josh Bates	Email jbbates2@nd.edu
		Office 574-631-6453
Assistant Director Volleyball Men's Lacrosse Secondary Men's Basketball	Robby Hamman	Email rhamman@nd.edu
		Office 574-631-8032
Assistant Director Women's Soccer Cross Country/Track & Field Secondary Women's Basketball	Megan Golden	Email mgolden@nd.edu
		Office 574-631-2664
Assistant Director Football Gameday Magazine Fencing Men's & Women's Tennis	Joanne Norell	Email jnorell@nd.edu
		Office 574-631-3397
Assistant Director Men's Soccer Softball	Tony Jones	Email ajones25@nd.edu
		Office 574-631-1762
Senior Admin. Assistant	Carol Copley	Email ccopley1@nd.edu
		Office 574-631-7516

UND.COM/PRESSBOX

In an effort to move toward an environmentally friendly press box, the majority of gameday media materials will be available digitally at UND.com/pressbox. This includes weekly game notes from both teams, game statistics, postgame notes, press conference transcripts from both coaches and audio recordings of postgame interviews with Notre Dame student-athletes. Flip cards will be provided to all media, but paper copies of any other material must be requested in-person at the press box copy room. In addition, an updated statistical supplement and Brian Kelly Era Record Book are on the site.

ISBAN AUDITORIUM

The Isban Auditorium is located in the Guglielmino Athletics Complex, northeast of the Joyce Center and directly north of the LaBar Practice Complex. Access to the auditorium is through the main entrance on the west side of "The Gug". Parking is available in the Baseball Lot, just south of the LaBar Practice Complex and Alumni Stadium (soccer).

BRIAN KELLY AVAILABILITY			
Sunday	Recap of previous day's game <i>(No recap after Stanford game)</i>	Time	2-2:30 p.m. ET
		Location	Teleconference
		Notes	Contact Michael Bertsch Archive transcript on UND.com
Monday	None		
Tuesday	Press conference preview of upcoming game	Time	Noon ET
		Location	Isban Auditorium Guglielmino Athletics Complex
		Notes	Video and transcript archive on UND.com . Satellite available. Coordinates: Galaxy 19 C; Transponder: 2 Slot #6, 6MHz; Symbol Rate: 3.9787; Data Rate: 5.500; FEC: 3/4; Downlink: 3755 - Horizontal (Available from 11:45 a.m.-12:45 p.m. ET)
Wednesday	ACC Teleconference <i>(ONLY if the week's opponent is an ACC member)</i>	Time	10:20 a.m. ET
		Location	Teleconference
		Notes	Contact ACC for details
Thursday	Post-Practice Press Conference	Time	Approx. 6 p.m. ET
		Location	Isban Auditorium Guglielmino Athletics Complex
		Notes	Video archive on UND.com
Friday	None		
Saturday	Post-Game Press Conference	Notes	Video and transcript archive on UND.com

STUDENT-ATHLETE AVAILABILITY			
Wednesday	Captains Press Conference	Time	Noon ET
		Location	Isban Auditorium Guglielmino Athletics Complex
		Notes	Video archive on UND.com
Wednesday	Post-Practice Player Interviews	Time	Approx. 6:30 p.m. ET
		Location	Isban Auditorium Guglielmino Athletics Complex
		Notes	Requests submitted to Michael Bertsch by 5 p.m. Sunday
Saturday	Post-Game Press Conference	Notes	Audio archive on UND.com/pressbox

NOTRE DAME OFFENSE						
Pos.	No.	Name	Ht.	Wt.	Cl./Elg.	2017 GP-GS
WR	6	**EQUANIMEOUS ST. BROWN	6-5	203	Jr./3	6-6
	81	*Miles Boykin	6-4	225	Jr./2	5-0
WR	83	*Chase Claypool	6-4 ¾	228	So./2	6-4
	10	*Chris Finke	5-9 ½	181	Jr./2	6-0
LT	68	***MIKE MCGLINCHEY	6-8	315	Gr./4	6-6
	74	Liam Eichenberg	6-6	300	So./1	4-0
LG	56	**QUENTON NELSON	6-5	330	Sr./3	6-6
	75	Josh Lugg	6-7	300	Fr./1	0-0
C	53	**SAM MUSTIPHER	6-2 ½	305	Sr./3	6-6
	57	Trevor Ruhland	6-4	302	Jr./2	4-0
RG	71	**ALEX BARS	6-6	312	Sr./3	6-6
	70	** Hunter Bivin	6-6	315	Gr./4	6-0
RT	78	Tommy Kraemer	6-6	314	So./1	6-6
	72	Robert Hainsey	6-5	290	Fr./1	6-0
TE	80	***DURHAM SMYTHE	6-5 ½	257	Gr./4	6-6
	86	*Alizé Mack	6-4 ¾	251	Jr./3	6-3
or	82	**Nic Weishar	6-4 ¾	243	Sr./3	6-0
	89	Brock Wright	6-4 ½	254	Fr./1	5-0
or	84	Cole Kmet	6-5 ½	256	Fr./1	6-0
	15	Cam Smith	5-10 ½	202	Gr./4	5-4
WR	87	Michael Young	5-10	190	Fr./1	6-0
	3	**C.J. Sanders	5-8	181	Jr./3	6-0
QB	7	*Brandon Wimbush	6-1 ¾	228	Jr./2	5-5
	12	Ian Book	6-0 ½	208	So./1	5-1
or	4	*Montgomery VanGorder	6-1 ¾	222	Sr./3	6-0
	33	**JOSH ADAMS	6-2 ½	225	Jr./3	6-6
or	2	*Dexter Williams	5-11	215	Jr./3	4-0
	34	Tony Jones	5-11	225	So./1	5-0
or	38	Deon McIntosh	5-10 ¾	193	So./1	4-0

NOTRE DAME DEFENSE						
Pos.	No.	Name	Ht.	Wt.	Cl./Elg.	2017 GP-GS
DE	9	*Daelin Hayes	6-3 ¾	258	So./2	6-6
	98	***ANDREW TRUMBETTI	6-4	263	Sr./4	6-0
or	42	Julian Okwara	6-4 ½	240	So./2	6-0
	55	**Jonathan Bonner	6-3 ¾	291	Sr./3	6-6
DT	95	Myron Tagovailoa-Amosa	6-2 ½	293	Fr./1	6-0
	97	Micah Dew-Treadway	6-4 ½	305	Jr./2	4-0
NG	99	**JERRY TILLERY	6-6 ¾	306	Jr./3	6-6
	41	Kurt Hinish	6-1 ¾	298	Fr./1	6-0
or	77	Brandon Tiasum	6-4	305	Jr./2	3-0
	93	*Jay Hayes	6-3 ¾	290	Sr./4	6-6
or	98	***ANDREW TRUMBETTI	6-4	263	Sr./4	6-0
	53	Khalid Kareem	6-4	266	So./2	6-0
or	91	Adetokunbo Ogundeji	6-4 ¾	256	So./1	4-0
	48	***Greer Martini	6-3 ¾	236	Sr./4	6-5
BUCK	4	*TE'VON CONEY	6-1 ½	240	Jr./3	6-1
	5	***NYLES MORGAN	6-1	235	Sr./4	6-6
MIKE	44	Jamir Jones	6-3 ½	240	So./1	6-0
	23	***DRUE TRANQUILL	6-2	231	Sr./4	6-6
or	22	*Asmar Bilal	6-2	230	Jr./2	6-0
	27	*JULIAN LOVE	5-11	193	So./2	6-6
CB	20	Shaun Crawford	5-9 ½	176	Jr./2	6-0
	18	*Troy Pride Jr.	5-11 ½	187	So./2	5-0
FS	24	**Nick Coleman	6-0 ½	192	Jr./2	6-6
	17	Isaiah Robertson	6-1 ½	195	Fr./1	6-0
SS	21	*Jalen Elliott	6-0 ½	205	So./2	6-6
	14	*DEVIN STUDSTILL	6-0 ¼	195	So./2	5-0
or	7	*Nick Watkins	6-1	207	Sr./3	6-6
	8	*Donte Vaughn	6-2 ¾	206	So./2	5-0

NOTRE DAME SPECIAL TEAMS						
Pos.	No.	Name	Ht.	Wt.	Cl./Elg.	2017 GP-GS
KO	19	**Justin Yoon	5-10	192	Jr./3	6-0
	39	Jonathan Doerer	6-3	193	Fr./1	2-0
PK	19	**Justin Yoon	5-10	192	Jr./3	6-0
	39	Jonathan Doerer	6-3	193	Fr./1	2-0
P	85	**Tyler Newsome	6-2 ½	210	Sr./3	6-0
	42	Jeff Riney	5-10 ¾	180	Jr./3	1-0
LS	54	John Shannon	6-2	230	So./1	6-0
	82	**Nic Weishar	6-4 ¾	243	Sr./3	6-0

NOTRE DAME SPECIAL TEAMS						
Pos.	No.	Name	Ht.	Wt.	Cl./Elg.	2017 GP-GS
HLD	4	*Montgomery VanGorder	6-1 ¾	222	Sr./3	6-0
	85	**Tyler Newsome	6-2 ½	210	Sr./3	6-0
PR	10	*Chris Finke	5-9 ½	181	Jr./2	6-0
	3	**C.J. Sanders	5-8	181	Jr./3	6-0
KR	3	**C.J. Sanders	5-8	181	Jr./3	6-0
	87	Michael Young	5-10	190	Fr./1	6-0

Class (academic year)/Eligibility (athletic season)

* Number of monograms earned

ALL CAPS - returning starter from 2016

Positions with "or" are listed alphabetically

No.	Name	*	Pos.	Ht.	Wt.	Cl./Elg.	Hometown/High School
35	David Adams		LB	6-0 3/4	234	Fr./1	Pittsburgh, PA/Central Catholic
33	Josh Adams	*	RB	6-2 1/2	225	Jr./3	Warrington, PA/Central Bucks South
31	Temitope Agoro		CB	6-0 3/8	202	So./2	Riverdale, MD/Parkdale
25	Jafar Armstrong		WR	6-0 3/4	214	Fr./1	Lee's Summit, MO/Bishop Miege
24	Mick Assaf		WR	5-11	207	So./2	Atlanta, GA/Pace Academy
43	Brian Ball		CB	5-10 1/8	196	Jr./2	Indianapolis, IN/Bishop Chatard
69	Aaron Banks		OL	6-5 3/4	325	Fr./1	Alameda, CA/El Cerrito
71	Alex Bars	**	OL	6-6 1/8	312	Sr./3	Nashville, TN/Montgomery Bell Academy
22	Asmar Bilal	*	LB	6-2	230	Jr./2	Indianapolis, IN/Ben Davis
70	Hunter Bivin	**	OL	6-6 1/8	315	Gr./4	Owensboro, KY/Apollo
55	Jonathan Bonner	**	DL	6-3 3/4	291	Sr./3	Chesterfield, MO/Parkway Central
12	Ian Book		QB	6-0 1/8	208	So./1	El Dorado Hills, CA/Oak Ridge
81	Miles Boykin	*	WR	6-4	225	Jr./2	Tinley Park, IL/Providence Catholic
63	Sam Bush		OL	6-4	287	Sr./3	Newport Beach, CA/Mater Dei
46	Matt Bushland		LS	6-2	190	So./1	Dallas, TX/John Paul II
47	Chris Bury		TE	6-1	242	Sr./1	Brookline, NH/Bishop Guertin
67	Jimmy Byrne		OL	6-4 1/4	294	Sr./3	Cleveland, OH/St. Ignatius
11	Freddy Canteen		WR	6-0	194	Gr./3	Elkton, MD/Eastern Christian
14	J.D. Carney		QB	5-10	170	Fr./1	San Diego, CA/Cathedral Catholic
9	Keenan Centlivre		WR	6-6	226	Sr./3	Fort Wayne, IN/Bishop Dwenger
83	Chase Claypool	*	WR	6-4 3/8	228	So./2	Abbotsford, BC/Abbotsford
24	Nick Coleman	**	S	6-0 1/8	192	Jr./3	Dayton, OH/Archbishop Alter
4	Te'von Coney	*	LB	6-1 1/8	240	Jr./3	Palm Beach Gardens, FL/Palm Beach Gardens
20	Shaun Crawford		CB	5-9 1/8	176	Jr./2	Lakewood, OH/St. Edward
13	Avery Davis		QB	5-11	202	Fr./1	Cedar Hill, TX/Cedar Hill
97	Micah Dew-Treadway		DL	6-4 1/8	305	Jr./2	Bolingbrook, IL/Bolingbrook
39	Jonathan Doerer		K/P	6-3	193	Fr./1	Charlotte, NC/South Mecklenburg
74	Liam Eichenberg		OL	6-6 1/8	300	So./1	Cleveland, OH/Saint Ignatius
18	Cameron Ekanayake		QB	6-0	200	Fr./1	Niles, MI/Edwardsburg
21	Jalen Elliott	*	S	6-0 1/2	205	So./2	Richmond, VA/Lloyd C. Bird
94	Darnell Ewell		DL	6-3	321	Fr./1	Norfolk, VA/Lake Taylor
54	Lincoln Feist		DL	6-2 1/2	326	Jr./3	Rapid City, SD/St. Thomas More
28	Nicco Fertitta	**	S	5-9	175	Jr./3	Las Vegas, NV/Bishop Gorman
10	Chris Finke	*	WR	5-9 1/2	181	Jr./2	Dayton, OH/Archbishop Alter
39	Brandon Garcia		CB/WR	5-8 1/4	186	So./1	Casa Grande, AZ/Seton Catholic Prep
13	Jordan Genmark-Heath		S	6-0 3/4	220	Fr./1	San Diego, CA/Cathedral Catholic
76	Dillan Gibbons		OL	6-4	294	Fr./1	Clearwater, FL/Clearwater Central Catholic
12	Alohi Gilman		S	5-10 1/2	199	So./2	Laie, HI/Kahuku
61	Colin Grunhard		OL	6-0 1/2	266	Fr./1	Mission, KS/BishopMiege
72	Robert Hainsey		OL	6-4 3/8	290	Fr./1	Pittsburgh, PA/IMG Academy (FL)
31	Grant Hammann		WR	6-0	183	Sr./3	Dyersville, IA/Beckman
9	Daelin Hayes	*	DL	6-3 3/4	258	So./2	Belleville, MI/Skyline
93	Jay Hayes	*	DL	6-3 3/8	290	Sr./3	Brooklyn, NY/Poly Prep Country Day
49	Jack Henige		TE	6-5	205	Fr./1	Hinsdale, IL/Fenwick
17	Nolan Henry		QB	6-0	195	Jr./3	Vancouver, WA/Union
41	Kurt Hinish		DL	6-1 3/4	298	Fr./1	Pittsburgh, PA/Central Catholic
16	C.J. Holmes		RB	6-0 1/8	208	Fr./1	Hamden, CT/Cheshire Academy
49	Brandon Hutson		LB	6-3	240	Jr./3	Battle Creek, MI/Harper Creek Community
44	Jamir Jones		LB	6-3 1/8	240	So./2	Rochester, NY/Aquinas Institute
45	Jonathan Jones		LB	5-11 1/2	223	So./1	Ocoee, FL/Oak Ridge
34	Tony Jones Jr.		RB	5-11	225	So./1	St. Petersburg, FL/IMG Academy
53	Khalid Kareem		DL	6-4	266	So./2	Pontiac, MI/Harrison
64	Ryan Kilander		DL	6-0 1/2	305	Sr./3	Rancho Santa Margarita, CA/Santa Margarita
84	Cole Kmet		TE	6-5 1/2	256	Fr./1	Lake Barrington, IL/St. Viator
29	Sam Kohler		K	6-0	193	Sr./3	Lincoln, NE/East
78	Tommy Kraemer		OL	6-5 5/8	314	So./1	Cincinnati, OH/Elder
27	Julian Love	*	CB	5-11	193	So./2	Westchester, IL/Nazareth Academy

No.	Name	*	Pos.	Ht.	Wt.	Cl./Elg.	Hometown/High School
75	Josh Lugg		OL	6-6 7/8	300	Fr./1	Wexford, PA/North Allegheny Sr.
92	Jonathon MacCollister		DL	6-3 1/4	233	Fr./1	DeLand, FL/Bishop Moore
86	Alizé Mack	*	TE	6-4 3/4	251	Jr./3	Las Vegas, NV/Bishop Gorman
15	John Mahoney		DB	6-0	190	Fr./1	West Des Moines, IA/Valley
48	Greer Martini	***	LB	6-3 3/8	236	Sr./4	Cary, NC/Woodberry Forest (VA)
68	Mike McGlinchey	***	OL	6-8 1/4	315	Gr./4	Philadelphia, PA/William Penn Charter
38	Deon McIntosh		RB	5-10 5/8	193	So./1	Pompano Beach, FL/Cardinal Gibbons
88	Javon McKinley		WR	6-2	221	So./2	Corona, CA/Centennial
96	Pete Mokwuah		DL	6-3 1/2	325	Sr./3	Staten Island, NY/St. Joseph by-the-Sea
32	D.J. Morgan		S	6-2 1/8	209	So./1	Norwalk, CA/Saint John Bosco
5	Nyles Morgan	***	LB	6-1	235	Sr./4	Crete, IL/Crete-Monee
59	Kier Murphy		LB	6-1 3/4	232	Jr./3	Rock Island, IL/Alleman
53	Sam Mustipher	**	OL	6-2 1/2	305	Sr./3	Olney, MD/Good Counsel
56	Quenton Nelson	**	OL	6-5	330	Sr./3	Holmdel, NJ/Red Bank Catholic
85	Tyler Newsome	**	P	6-2 1/2	210	Sr./3	Carrollton, GA/Carrollton
91	Adetokunbo Ogundeji		DL	6-4 3/8	256	So./1	West Bloomfield, MI/Walled Lake Central
42	Julian Okwara		DL	6-4 1/2	240	So./2	Charlotte, NC/Ardrey Kell
30	Jeremiah Owusu-Koramoah		LB	6-1 1/2	204	Fr./1	Hampton, VA/Bethel
10	Patrick Pelini		DB	6-1	181	Fr./1	Youngstown, OH/Cardinal Mooney
62	Logan Plantz		OL	6-2 3/8	285	Jr./3	Frankfort, IL/Providence Catholic
18	Troy Pride Jr.	*	CB	5-11 1/2	183	So./2	Greer, SC/Greer Senior
37	Robert Regan		LB	6-2 3/8	216	Jr./3	Darien, IL/Hinsdale South
42	Jeff Riney		P	5-10 3/4	185	Jr./3	Katy, TX/Seven Lakes
17	Isaiah Robertson		S	6-1 1/2	195	Fr./1	Bolingbrook, IL/Neuqua Valley
57	Trevor Ruhland		OL	6-3 3/8	302	Jr./2	Cary, IL/Cary-Grove Community
3	C.J. Sanders	**	WR	5-8	181	Jr./3	Granada Hills, CA/Notre Dame
38	Christopher Schilling		S	5-11 1/8	211	So./2	Overland Park, KS/St. Thomas Aquinas
54	John Shannon		LS	6-2	230	So./1	Lake Forest, IL/Loyola Academy
85	Arion Shiver		WR	6-1 1/4	184	So./2	Carmel, IN/Guerin Catholic
15	Cam Smith		WR	5-10 1/2	202	Gr./4	Coppell, TX/Coppell
80	Durham Smythe	**	TE	6-5 1/2	257	Gr./4	Belton, TX/Belton
51	Devyn Spruell		LB	6-2 1/4	241	Jr./3	Warren, NJ/Watchung Hills
6	Equanimeous St. Brown	**	WR	6-5	203	Jr./3	Anaheim, CA/Servite
29	Kevin Stepherson		WR	6-0 1/4	185	So./2	Jacksonville, FL/First Coast
14	Devin Studstill	*	S	6-0 1/4	195	So./2	Riviera Beach, FL/Palm Beach Gardens
95	Myron Tagovailoa-Amosa		DL	6-2 1/2	293	Fr./1	Ewa Beach, HI/Kapolei
58	Elijah Taylor		DL	6-3	275	Jr./2	Cincinnati, OH/Moeller
46	Jimmy Thompson		LB	6-0	220	Jr./3	Hinsdale, IL/Central
77	Brandon Tiasum		DL	6-4	305	Jr./2	Indianapolis, IN/Park Tudor
99	Jerry Tillery	**	DL	6-6 3/4	306	Jr./3	Shreveport, LA/Evangel Christian Academy
23	Drue Tranquill	***	LB	6-2	231	Sr./3	Fort Wayne, IN/Carroll
98	Andrew Trumbetti	***	DL	6-4	263	Sr./4	Demarest, NJ/Northern Valley Regional
4	Montgomery VanGorder	*	QB	6-1 3/8	222	Sr./3	Buford, GA/Buford
8	Donte Vaughn	*	CB	6-2 3/4	206	So./2	Memphis, TN/Whitehaven
47	Kofi Wardlow		DL	6-2 1/4	234	Fr./1	Washington, DC/St. John's College
7	Nick Watkins	*	CB	6-1	207	Sr./3	DeSoto, TX/Bishop Dunne
26	Austin Webster		WR	5-11 1/4	192	Sr./3	Beverly Hills, CA/Windward
82	Nic Weishar	**	TE	6-4 3/4	243	Sr./3	Midlothian, IL/Marist
40	Drew White		LB	6-0 1/4	227	Fr./1	Boca Raton, FL/St. Thomas Aquinas
2	Dexter Williams	*	RB	5-11	215	Jr./3	Winter Garden, FL/West Orange
7	Brandon Wimbush	*	QB	6-1 3/4	228	Jr./2	Teaneck, NJ/St. Peter's Prep
89	Brock Wright		TE	6-4 1/2	254	Fr./1	Cypress, TX/Cy-Fair
19	Justin Yoon	**	K	5-10	192	Jr./3	Nashville, TN/Milton Academy (MA)
87	Michael Young		WR	5-10	190	Fr./1	Saint Rose, LA/Destrehan

* Indicates number of monograms earned
 Class (academic year)/Eligibility (athletic season) for the 2017 campaign

No.	Name	Pos.
2	*Dexter Williams	RB
3	**C.J. Sanders	WR
4	*Te'von Coney	LB
4	*Montgomery VanGorder	QB
5	***Nyles Morgan	LB
6	**Equanimeous St. Brown	WR
7	*Nick Watkins	CB
7	*Brandon Wimbush	QB
8	*Donte Vaughn	CB
9	Keenan Centlivre	WR
9	*Daelin Hayes	DL
10	*Chris Finke	WR
10	Patrick Pelini	DB
11	Freddy Canteen	WR
12	Ian Book	QB
12	Alohi Gilman	S
13	Avery Davis	QB
13	Jordan Genmark-Heath	S
14	J.D. Carney	QB
14	*Devin Studstill	S
15	John Mahoney	DB
15	Cam Smith	WR
16	C.J. Holmes	RB
17	Nolan Henry	QB
17	Isaiah Robertson	S
18	Cameron Ekanayake	QB
18	*Troy Pride Jr.	CB
19	**Justin Yoon	K
20	Shaun Crawford	CB
21	*Jalen Elliott	S
22	*Asmar Bilal	LB
23	***Drue Tranquill	LB
24	Mick Assaf	WR
24	***Nick Coleman	S
25	Jafar Armstrong	WR
26	Austin Webster	WR
27	*Julian Love	CB
28	**Nicco Fertitta	S
29	Sam Kohler	K
29	Kevin Stepherson	WR
30	Jeremiah Owusu-Koramoah	LB
31	Temitope Agoro	CB
31	Grant Hammann	WR
32	D.J. Morgan	S
33	*Josh Adams	RB
34	Tony Jones Jr.	RB
35	David Adams	LB
37	Robert Regan	LB
38	Deon McIntosh	RB
38	Christopher Schilling	S
39	Jonathan Doerer	K/P
39	Brandon Garcia	CB/WR
40	Drew White	LB
41	Kurt Hinish	DL
42	Julian Okwara	DL
42	Jeff Riney	P
43	Brian Ball	CB
44	Jamir Jones	LB

No.	Name	Pos.
45	Jonathan Jones	LB
46	Matt Bushland	LS
46	Jimmy Thompson	LB
47	Chris Bury	TE
47	Kofi Wardlow	DL
48	***Greer Martini	LB
49	Jack Henige	TE
49	Brandon Hutson	LB
51	Devyn Spruell	LB
53	Khalid Kareem	DL
53	**Sam Mustipher	OL
54	Lincoln Feist	DL
54	John Shannon	LS
55	**Jonathan Bonner	DL
56	**Quenton Nelson	OL
57	Trevor Ruhland	OL
58	Elijah Taylor	DL
59	Kier Murphy	LB
61	Colin Grunhard	OL
62	Logan Plantz	OL
63	Sam Bush	OL
64	Ryan Kilander	DL
67	Jimmy Byrne	OL
68	***Mike McGlinchey	OL
69	Aaron Banks	OL
70	**Hunter Bivin	OL
71	**Alex Bars	OL
72	Robert Hainsey	OL
74	Liam Eichenberg	OL
75	Josh Lugg	OL
76	Dillan Gibbons	OL
77	Brandon Tiassum	DL
78	Tommy Kraemer	OL
80	**Durham Smythe	TE
81	*Miles Boykin	WR
82	**Nic Weishar	TE
83	*Chase Claypool	WR
84	Cole Kmet	TE
85	**Tyler Newsome	P
85	Arion Shinaver	WR
86	*Alizé Mack	TE
87	Michael Young	WR
88	Javon McKinley	WR
89	Brock Wright	TE
91	Adetokunbo Ogundeji	DL
92	Jonathon MacCollister	DL
93	*Jay Hayes	DL
94	Darnell Ewell	DL
95	Myron Tagovailoa-Amosa	DL
96	Pete Mokwuah	DL
97	Micah Dew-Treadway	DL
98	***Andrew Trumbetti	DL
99	**Jerry Tillery	DL

Temitope Agoro	Tee-mo-tep Uh-go-row
Jafar Armstrong	Juh-far
Mick Assaf	Ace-saf
Asmar Bilal	az-MAR bill-LAWL
Hunter Bivin	biv-un
Keenan Centlivre	CENT-liver
Te'von Coney	tay-von
Jonathan Doerer	Door-er
Liam Eichenberg	lke-n-burg
Cameron Ekanayake	Eck-uh-ny-uh-kuh
Darnell Ewell	Youll
Lincoln Feist	fyst
Nicco Fertitta	KNEE-coh fur-TEE-tah
Chris Finke	fink
Jordan Genmark-Heath	Jen-mark Heath
Dillan Gibbons	Dillon
Alohi Gillman	Uh-low-hee
Grant Hammann	ham-in
Daelin Hayes	DAY-lun
Kurt Hinish	High-nish
Jamir Jones	Juh-mear
Khalid Kareem	Kah-lid
Cole Kmet	Kuh-met
Alizé Mack	al-Lih-zaye
Mike McGlinchey	muh-GLINCH-ee
Javon McKinley	Juh-vonn
Peter Mokwuah	mock-wuh
Kier Murphy	keer
Sam Mustipher	Mus-tuh-fur
Adetokunbo Ogundeji	Ah-duh-kun-bo O-kin-day-jay
Julian Okwara	Oak-wara
Jeremiah Owusu-Koramoah	O-woo-sue Cora-moe-uhh
Robert Regan	ree-ginn
Jeff Riney	ryenee
Arion Shinaver	R-E-on Shin-uh-ver
Equanimeous St. Brown	eck-wah-nihm-ee-ous
Devyn Spruell	spru-well
Myron Tagovailoa-Amosa	Tounge-oh-vie-oh-la Uh-moe-suh
Brandon Tiassum	tee-ah-sum
Donte Vaughn	Don-tay
Kofi Wardlow	Ko-fee Ward-low
Nic Weishar	wish-err

JEWELLED SHILLELAGH & OTHER TROPHY GAMES

- Notre Dame will look to capture the fourth of five competitive trophies when college football’s most storied rivalry tees up at Notre Dame Stadium on Saturday night.
- The Jeweled Shillelagh, which debuted in 1952, has traded hands every year since the Irish won consecutive games in 2012 and ‘13.
- This season, the Irish have already retained the Frank Leahy Memorial Bowl (Boston College) and recaptured the Megaphone (Michigan State).
- The Megaphone Trophy is the oldest in the case, as it was first contested for in 1949.
- The Irish have a chance to win back the fifth when they travel to Stanford (Legends Trophy) on Nov. 25. The Irish hold the Shillelagh Trophy from the Purdue series and have not announced future games with the Boilermakers at this time.
- Notre Dame and Navy share the “Rip” Miller Trophy, which consists two sides that permanently reside with each institution and are reunited for games. The series with the Midshipmen is the longest uninterrupted inter-sectional rivalry in college football. Edgar “Rip” Miller played on Notre Dame’s 1924 national championship team before serving as a coach and administrator at the Naval Academy for 48 years.

NOTRE DAME’S COMPETITIVE TROPHY GAMES

Opponent	Trophy	Debut	Holder	Since	Next Game
Boston College	Frank Leahy Bowl	1975	ND	2009	Nov. 23, 2019
Michigan State	Megaphone Trophy	1949	ND	2017	TBA
Purdue	Shillelagh Trophy	1957	ND	2008	TBA
Stanford	Legends Trophy	1989	Stanford	2015	Nov. 25, 2017
USC	Jeweled Shillelagh	1952	USC	2016	Nov. 24, 2018

UNDER THE DOME, UNDER THE LIGHTS

- Notre Dame and USC will play the 17th night game in Notre Dame Stadium history on Saturday night.
- The Irish own a record of 11-5 in primetime games at The House Rockne Built, with the most recent night kickoff a 20-19 loss to now-No. 3 Georgia on Sept. 9. The Irish won 11 of the first 13 home night games, but have lost three straight.
- Notre Dame is 2-1 when the battle for the Jeweled Shillelagh is played under the lights at Notre Dame Stadium and USC leads the series 5-6-1 all-time in night games.
- It marks the fourth consecutive meeting between the Irish and Trojans at Notre Dame Stadium that will be played at night. The 2011 meeting marked the first night game at Notre Dame Stadium in 21 years (1990 vs. Michigan).
- The first night game at Notre Dame Stadium was Oct. 18, 1982, when the No. 20 Irish downed No. 10 Michigan, 23-17.
- Notre Dame has hosted the previous 16 night games against seven different opponents: Michigan (five), USC (three), Michigan State (three), Stanford (twice), Miami, Texas and Georgia.
- The first night game in school history was on Oct. 5, 1951. The Irish defeated Detroit 48-6 at Briggs Stadium.
- Under Brian Kelly, Notre Dame is 24-15 in night games, including a 1-1 mark this year.

ADAMS RUSHES UP LISTS

- Junior RB Josh Adams has established himself as one of the best running backs in the nation, as well as in school history.
- Adams is second nationally in yards per carry, with his 9.02 mark trailing only Stanford’s Bryce Love (10.27).
- He is slotted seventh nationally in yards per game, coming in at 129.3 per contest.
- In rushing yards, Adams comes in 10th in the country with 776 yards on the year.
- During the first quarter of the North Carolina game, Adams moved up to seventh all-time in rushing yards at Notre Dame, passing Cierre Wood. Adams now owns a total of 2,544 rushing yards.
- This season, Adams owns six runs of 59 yards or longer, with 10 total rushes for 15 yards or more.
- He has eclipsed the century mark in all but one game this year, reaching 100 yards in the first half of four contests.
- Adams paces an Irish rushing attack which ranks fifth in the country at 308.0 rushing yards per game. Notre Dame trails only option teams Navy (397.5), Army (378.4) and Georgia Tech (362.0), as well as Arizona (342.3).
- Georgia Tech, Notre Dame, Alabama and Arizona are the only major programs (Power 5+ND) averaging over 300 rushing yards per game.

STEPPING UP WHEN IT MATTERS MOST

- Notre Dame has scored points on 24-of-26 trips to the red zone this season, good for a percentage of 92.3 which ranks 18th in the nation.
- The Irish were perfect in their first 22 red zone trips this season before failing to score for the first time against North Carolina.
- The area was a point of emphasis for the Irish after scoring at an 83.3 clip last season to rank 72nd in FBS.
- On the flip side, the Notre Dame defense has halted opponents on five-of-20 trips inside the red zone to rank 28th nationally in red zone defense. In addition, Notre Dame has allowed a TD on just seven of the 20 red zone trips.
- Notre Dame is the only team in the country to have not allowed more than one red zone rushing touchdown.
- Notre Dame is one of just three major program (Power 5+ND) to rank in the top 30 nationally in both red zone offense and red zone defense, joining Alabama and TCU. Expanded to all of FBS, the Irish are one of just seven teams to accomplish the feat, as Army, Colorado State, Florida Atlantic and UTSA join the list.

HERE COME THE IRISH

- The Irish defense has gotten off to a fast start in each game this season, forcing either a punt or a turnover on the opponents’ first drive in each game.
- Notre Dame forced a punt on the first defensive series against Temple, Georgia and Boston College.
- Against Michigan State and Miami (Ohio), the defense has gotten interceptions from Julian Love and Greer Martini, respectively.
- The defense did extended their dominance even further at North Carolina, forcing the Tar Heels to go three-and-out on their first five drives of the game.

LIGHTING UP THE SCOREBOARD

- Notre Dame’s 33-10 victory at North Carolina on Oct. 7 gave the Irish four consecutive victories of 20 points or more for the first time since 2005. That year the Irish scored consecutive wins over BYU (49-23), Tennessee (41-21), Navy (42-21) and Syracuse (34-10).
- The previous three weeks saw Notre Dame defeat Boston College (49-20), Michigan State (38-18) and Miami (Ohio) (52-17).
- With over 38 points those first three games, Notre Dame eclipsed that number in three straight games for the first time since 2006. That season, Notre Dame beat North Carolina (45-26), Air Force (39-17) and Army (41-9).
- The Irish scored 45 of their 52 points against Miami in the first half on Saturday, marking the highest scoring opening half under Brian Kelly. It was the most first-half points since the Irish hung 49 on Pitt in the first two periods on Nov. 9, 1968.
- The 28-point first quarter against the RedHawks was the highest scoring quarter for the Irish since Sept. 3, 2005, when they scored 28 points in the second quarter of a 42-21 victory at Pitt.

ROAD WARRIORS

- Notre Dame secured its third road victory over a Power 5 opponent on Oct. 7 at North Carolina. The Irish had earlier victories at Boston College and Michigan State.
- Notre Dame was the third FBS team to reach three road wins over Power 5 foes this season, joining Washington and Georgia as the only programs to accomplish the feat over the first six weeks of the season.
- It marks the first time Notre Dame had three consecutive road wins over Power 5 teams since 2012 when a four-game winning streak included Michigan State, Oklahoma, Boston College and USC.
- Additionally, it is the first time since 1967 Notre Dame has scored three Power 5 road wins by at least 20 points each. That year, the Irish won at Illinois (47-7), Pitt (38-0) and Georgia Tech (36-3).
- It marks the first streak of three straight games at any point since 1973-74 when Notre Dame won at Miami (Fla.), 44-0, in the '73 season finale before winning 31-7 at Georgia Tech and 49-3 at Northwestern in the first two road games of '74.

TURNOVERS AND TAKEAWAYS

- When North Carolina converted a third-quarter interception into seven points on Oct. 7, it marked the first time this season Notre Dame saw an opponent score a TD off an Irish turnover.
- The only other points scored off Notre Dame turnovers this season had been a field goal by Boston College.
- For the season, the Irish own a 14-8 edge in turnovers forced and a 73-10 advantage in points off turnovers.
- Notre Dame ranks ninth in FBS in turnover margin and +7 for the year or +1.17 per game.

WIMBUSH & BOOK WIN DEBUTS

- This season, Brandon Wimbush and Ian Book have become the sixth and seventh consecutive Notre Dame signal callers to win their first career starts.
- Wimbush scored a win in the season opener against Temple, while Book started for an injured Wimbush at North Carolina.
- The duo joins Dayne Crist (2010 vs. Purdue), Tommy Rees (2010 vs. No. 15 Utah), Everett Golson (2012 vs. Navy), Malik Zaire (2014 vs. No. 22 LSU) and DeShone Kizer (2015 vs. No. 14 Georgia Tech).
- Including his tenure at Cincinnati, head coach Brian Kelly has now seen each of the last 10 quarterbacks he has started emerge victorious from their debut starts.

- Wimbush not only completed 17 of 30 passes for 184 yards and two TDs, but the signal caller rushed for 106 yards on 12 carries and one TD. Wimbush became the first Irish quarterback responsible for three or more touchdowns (two passing, one rushing) in his first career start since Rees (three passing) against No. 15 Utah in 2010. Since 1985, only Wimbush, Rees, Matt LoVecchio (two passing, one rushing against Stanford in 2000) and Ron Powlus (four passing against Northwestern in 1994) can claim that distinction in their first career start.
- Book was the first Irish QB to make his first start on the road since Jimmy Clausen at Penn State in 2007 (Malik Zaire and Everett Golson made their first starts in neutral site games at the Music City Bowl and in Dublin, Ireland, respectively). Book is the first Notre Dame signal caller to win when his first career start came in a road game since Tom Krug won at Air Force, 44-14, in 1995.
- He was 17-for-31 passing for 146 yards and a TD, while rushing for 45 yards at UNC.
- Book was Notre Dame’s 26th different starting quarterback since 1985. The Irish are 20-6 (.769) in those games featuring a first-time starter under center. Notre Dame is 10-2 (.833) in such games at Notre Dame Stadium.
- From 1985-98, Notre Dame was victorious in nine straight games in which an Irish quarterback was making his first career start, including four coming in a season opener. Those openers were won by Rick Mirer (No. 1 Notre Dame def. No. 4 Michigan 28-24 in '90), Kevin McDougal (No. 7 Notre Dame def. Northwestern 27-12 in '93), Powlus (No. 3 Notre Dame def. Northwestern 42-12 in '95) and Jarious Jackson (No. 22 Notre Dame def. No. 5 Michigan 36-20 in '98).
- Notre Dame’s nine-game, first-start streak ended in the 10-0 loss at USC on Nov. 28, 1998, when Eric Chappell started in place of the injured starter Jackson (then-freshman Arnaz Battle also played a large chunk of that game).
- Following the 1998 meeting with USC, the Irish won three consecutive games under first-time signal callers. In fact, all three came during the same season, 2000, and occurred over the year’s first five contests. Battle (Notre Dame def. No. 24 Texas A&M, 24-10), Gary Godsey (Notre Dame def. Purdue, 23-21) and Matt LoVecchio (No. 25 Notre Dame def. Stanford, 20-14).
- The Irish then dropped four straight contests with a first-time starting quarterback under center.
- Notre Dame used a trio of first-time signal callers in 2007, including one in each of the first two games of the season. Demetrius Jones (Georgia Tech def. Notre Dame, 33-3), Jimmy Clausen (No. 14 Penn State def. Notre Dame, 31-10) and Evan Sharpley (No. 13 USC def. Notre Dame, 38-0) all failed to walk away with a victory.
- Dayne Crist snapped that five-game skid with a victorious debut against Purdue on Sept. 4, 2010.

LAST 26 NOTRE DAME QUARTERBACK STARTING DEBUTS

Name, Cl.	Date	Opp.	Score	C-A-I	Yds	TD	Rush-Yds	TD
Terry Andrysiak, So.	11/9/85	Mississippi	W, 37-14	4-8-0	60	1	2-(-7)	0
Tony Rice, So.	10/17/87	at Air Force	W, 35-14	1-5-1	10	0	9-70	2
Kent Graham, Fr.	11/7/87	Boston College	W, 32-25	6-8-1	11	0	3-7	0
Rick Mirer, So.	9/15/90	Michigan	W, 28-24	14-23-1	165	1	10-12	1
Paul Failla, Fr.	9/28/91	at Purdue	W, 45-20	1-1-0	10	0	2-11	0
Kevin McDougal, Sr.	9/4/93	Northwestern	W, 27-12	6-8-0	135	0	5-(-16)	0
Ron Powlus, So.	9/3/94	Northwestern*	W, 42-15	18-24-0	291	4	2-6	0
Tom Krug, Jr.	11/18/95	at Air Force	W, 44-14	8-13-1	96	0	3-13	0
Jarious Jackson, Sr.	9/5/98	Michigan	W, 36-20	4-10-1	96	2	16-62	0
Eric Chappell, Jr.	11/28/98	at USC	L, 0-10	0-3-2	0	0	7-33	0
Arnaz Battle, Jr.	9/2/00	Texas A&M	W, 24-10	10-16-0	133	0	12-50	0
Gary Godsey, So.	9/16/00	Purdue	W, 23-21	14-25-1	158	0	7-3	1
Matt LoVecchio, Fr.	10/7/00	Stanford	W, 20-14	10-18-0	100	2	13-36	1
Carlyle Holiday, So.	9/29/01	at Texas A&M	L, 3-24	6-13-2	73	0	12-23	0
Pat Dillingham, So.	10/5/02	Stanford	W, 31-7	14-27-1	129	0	2-(-20)	0
Brady Quinn, Fr.	9/27/03	at Purdue	L, 10-23	29-59-4	297	1	8-25	0

Name, Cl.	Date	Opp.	Score	C-A-I	Yds	TD	Rush-Yds	TD
Demetrius Jones, So.	9/1/07	Georgia Tech	L, 3-33	1-3-0	4	0	12-28	0
Jimmy Clausen, Fr.	9/8/07	at Penn State	L, 10-31	17-32-1	144	0	10-(-25)	0
Evan Sharpley, So.	10/20/07	USC	L, 0-38	17-33-1	117	0	8-(-31)	0
Dayne Crist, Jr.	9/4/10	Purdue	W, 23-12	19-26-0	205	1	9-6	0
Tommy Rees, Fr.	11/13/10	Utah	W, 28-3	13-20-0	129	3	2-(-7)	0
Everett Golson, Fr.	9/1/12	Navy#	W, 50-10	12-18-1	144	1	1-(-8)	0
Malik Zaire, So.	12/30/14	LSU&	W, 31-28	12-15-0	96	1	22-96	1
DeShone Kizer, So.	9/19/15	Georgia Tech	W, 30-22	21-30-1	242	1	5-6	0
Brandon Wimbush, Jr.	9/2/17	Temple	W, 49-16	17-30-1	184	2	12-106	1
Ian Book, So.	10/7/17	at North Carolina	W, 33-10	17-31-2	146	1	12-48	0

* - Soldier Field, Chicago, Illinois
 # - Aviva Stadium, Dublin, Ireland
 & - Music City Bowl, Nashville, Tennessee

SPARTAN SHUTDOWN

- In Notre Dame's 38-18 victory to claim the Megaphone Trophy versus Michigan State last week, the Irish stepped-up in a rivalry game.
- Notre Dame put up 28 points in the first half, marking the most first-half by the Irish in the series with the Spartans since 1992.
- With a 21-point halftime lead, it was the largest deficit at intermission for Michigan State since the Capital One Bowl on Jan. 1, 2011, when the Spartans trailed Alabama 28-0 at the break.
- Notre Dame scored on the opening drive and followed with a pick six on Michigan State's first drive, en route to never trailing. It marked the first time Michigan State never had a lead in a game since Sept. 15, 2012, when Notre Dame took a 20-3 decision at Spartan Stadium.
- Coupled with Notre Dame's 49-20 win at Boston College the previous week, it marked the first time since 1983 the Irish scored wins by at least 20 points on the road in consecutive weeks. That year, Gerry Faust's teams won 27-3 at Colorado and 30-6 at South Carolina.
- In the game, the Irish ran for 182 yards, the most allowed on the ground by a Spartan defense which ranks eighth nationally in rushing defense.
- Notre Dame has now won five of its last seven games in East Lansing, Michigan.

CRAWFORD MAKING THE MOST

Notre Dame junior CB Shaun Crawford has played in basically seven and a half games during his collegiate career. He missed his entire freshman season (2015) with a torn ACL and then suffered a torn achilles in the first quarter of the second game of his sophomore season (2016). In that limited time he has:

- Returned a blocked PAT for a two-point conversion to tie Texas, 37-37, with just over three minutes remaining
- Three interceptions
- Two fumble recoveries
- A forced fumble at the goal line to negate a certain touchdown
- Three passes defended
- 1.5 sacks and 20 total tackles

LOVE THE END ZONE

- When Irish CB Julian Love returned an interception 59-yards for a touchdown on Michigan State's first drive, he became the first Irish player with a pick six since 2015 when Andrew Trumbetti returned an interception for a score against Wake Forest.
- Love was the first player to accomplish the feat in a true road game since 2013 when Bennett Jackson had a pick six against Purdue. Jackson's return was also the last time an Irish CB had an interception return for a TD.

RUNNING DOWN RECORDS

- Notre Dame ran for over 400 yards in two of the season's first three games. Prior to this year, that number had been reached once previously in the Brian Kelly era.
- At Boston College, the Irish went for 515 on the ground. It was the third-most since Notre Dame ran for 597 against Navy on Nov. 1, 1969, while also trailing a 545-yard day against Army in 1974 and a 526-yard performance against Navy in 1972.
- The 515 on 51 carries was good for an average of 10.1 yards per rush, setting a modern-day record. The previous top mark was 10.0 yards per rush against Great Lakes Naval Station on Dec. 5, 1942.
- The BC game was the first time in school history the Irish had a pair of runners eclipse 200 yards on the ground in the same game. RB Josh Adams went for 229 yards on 18 carries, while QB Brandon Wimbush picked-up 207 yards and ran for four scores.
- They were the first players to eclipse 200 yards since Julius Jones ran for 218 at Stanford in 2003.
- Adams led the charge against Temple in the opener, as three Notre Dame players eclipsed 100 yards on the ground for what is believed to be the first time in school history (confirmed since at least 1954). Adams led the charge with 161 yards, followed by Dexter Williams at 124 and Wimbush at 106. As a team, the Irish totaled 422 yards
- Against Miami (Ohio), Adams set a personal best by eclipsing 100 yards on just his fifth carry of the day. He finished with 162 yards on eight carries with two TDs against the RedHawks.
- The group runs behind an offensive line anchored on the left side by captains Mike McGlinchey (LT) and Quenton Nelson (LG), as well as center Sam Mustipher and right guard Alex Bars. Those four entered the season with a combined 75 starts, allowing the line to welcome newcomers Tommy Kraemer and Robert Hainsey, who split time at right tackle in the opener.

DOUBLE DOMERS

- The duo of RB Josh Adams and QB Brandon Wimbush each breaking 200 yards rushing at Boston College was not only the first time the feat had been accomplished in school history, it was just the seventh time in FBS history and only the fourth time the feat had been accomplished against a major program (ND+Power Five).
- It marked the first time the feat had been accomplished against a major program since the 2012 Big Ten Championship Game, when Melvin Gordon and Montee Ball both eclipsed 200 against Nebraska.
- It last happened in college football last season, when Middle Tennessee had I'Tavius Mathers and Richie James break the mark against Florida Atlantic.

TWO 200-YARD RUSHERS IN THE SAME GAME

Team	Players	Yards	Opponent	Date
Notre Dame	Josh Adams Brandon Wimbrush	234 207	Boston College	Sept. 16, 2017
MTSU	I’Tavius Mathers Richie James	213 207	Florida Atlantic	Nov. 26, 2016
Wisconsin	Melvin Gordon Montee Ball	216 202	Nebraska <small>(BIG Champ Game)</small>	Dec. 1, 2012
Ball State	MiQuale Lewis Cory Sykes	301 203	Eastern Michigan	Oct. 24, 2009
West Virginia	Patrick White Steve Slaton	220 215	Pittsburgh	Nov. 16, 2006
Michigan State	Sedrick Irvin Marc Renaud	238 203	Penn State	Nov. 29, 1997
Tulsa	Gordon Brown Steve Gage	214 207	Wichita State	Nov. 2, 1985

- With four rushing TDs, it was the first time any Irish player went for four scores on the ground since Emmett Mosley scored four rushing TDs against Navy on Oct. 22, 1994. He was the first QB in school history to score four times on the ground.
- Wimbrush ranks seventh in the nation with eight rushing TDs, second among quarterbacks trailing only option QB Taquon Marshall at Georgia Tech.
- His 80.2 rushing yards per game rank sixth nationally among QBs. Among QBs not running an option attack, Wimbrush trails only reigning Heisman winner Lamar Jackson (98.6 yards per game) in the category.

YOON HITS FOR FOUR

- K Justin Yoon made all four of his field goal attempts against No. 15 Georgia, connecting from 39, 42, 37 and 28 yards.
- It was the a career-best performance by Yoon, who is a career 35-for-44 on field goals and 125-for-129 on PATs.
- It was the first time an Irish kicker connected for four field goals in a game since 2008 when Brandon Walker hit four in a four-overtime loss to Pittsburgh. Walker was 4-for-5, making his first four kicks before missing a 38-yarder in the fourth extra frame.

ADAMS MOVING UP THE CHARTS

- In addition to rushing for over 200 yards for the first time in his career at Boston College, RB Josh Adams became the 17th player in school history to eclipse the 2,000 career rushing yards mark. Doing so in 316 carries, Adams hit the mark quicker than any player in school history.
- Through the North Carolina game, Adams now totals 2,544 career yards. That total slots him seventh in school history. Next in his sights is Jerome Heavens (2,682).
- At his current pace of 129.3 yards per game, Adams would finish the regular season at 3,347 yards, a mark which would slot him fourth all-time.

IRISH OPEN 2017 WITH QUICK STRIKE

- The Irish recorded their quickest offensive touchdown to open the season since at least 1963 (when records consistently show times of scores).
- Josh Adams broke a 37-yard run to the end zone just 33 seconds into the opener against Temple.
- It marked the quickest points of any kind by Notre Dame to open a season since 1993 when Pete Bercich returned an interception for a touchdown on the first play from scrimmage against Northwestern. That score occurred in just eight seconds.

NOTRE DAME CAREER RUSHING LIST

Rk.	Player	Years	Yards	Avg.	TDs
1.	Autry Denson	1995-98	4,318	5.1	43
2.	Allen Pinkett	1982-85	4,131	4.6	49
3.	Vagas Ferguson	1976-79	3,472	5.2	32
4.	Darius Walker	2004-06	3,249	4.7	23
5.	Julius Jones	1999-03	3,018	4.8	26
6.	Jerome Heavens	1975-78	2,682	4.5	15
7.	Josh Adams	2015-	2,544	7.0	16

WIMBUSH WINS BY LAND AND AIR

- In passing for 184 yards and rushing for 114 in the season opener, Irish QB Brandon Wimbrush proved his potential as a dual threat quarterback.
- Wimbrush is believed to be the first Irish QB since at least 1942 to break 100 yards in both passing and rushing in his first career start.
- He is just the sixth different Notre Dame quarterback to hit the century mark in both categories.
- Paul Hornung, Joe Theismann and Tony Rice were the first three to accomplish the feat, while Jarious Jackson and DeShone Kizer each hit the mark twice.
- Kizer’s first such performance also came against Temple in 2015.
- Wimbrush scored Notre Dame’s only TD in the one-point loss to No. 15 Georgia on a one-yard run.

- Adams owns the Notre Dame record for rushing yards as a freshman (835) and is the first back in school history to eclipse 800 yards in each of his first two seasons.
- In terms of quickest to the 2,000-yard club, Adams edged out George Gipp, who hit the mark in 323 carries. In terms of games, Adams was seventh-quickest. Allen Pinkett made it to 2,000 in 22 games, but on 384 carries.

COIN TOSS CAPTAINS

Head coach Brian Kelly has named seven team captains for the 2017 campaign, but NCAA rules limit teams to sending four student-athletes to the middle of the field for the coin toss. The captains include:

- RB Josh Adams
- LB Greer Martini
- OL Mike McGlinchey
- LB Nyles Morgan
- OL Quenton Nelson
- LB Drue Tranquill
- WR Austin Webster

The Irish are 4-2 on the toss this season. Martini and Morgan are both 2-0 when taking part in the coin toss.

WIMBUSH ON THE RUN

- With 207 rushing yards and four TDs in the win at Boston College, QB Brandon Wimbrush had a recording setting day for Irish signal callers.
- He is the first quarterback in school history to put together a 200-yard rushing performance, as he topped the school record of 146 set by Bill Etter against Navy on Nov. 1, 1969.

NOTRE DAME'S COIN TOSS CAPTAINS

Game	Captains	W/L Toss	Election
Temple	Martini, McGlinchey, Morgan	Won	Received
Georgia	Adams, Nelson, Tranquill	Loss	UGA Deferred
Boston College	Martini, Morgan, Tranquill	Won	Deferred
Michigan State	Adams, McGlinchey, Nelson, Webster	Loss	MSU Deferred
Miami (Ohio)	Martini, Morgan, Nelson, Webster	Won	Received
North Carolina	Adams, Martini, McGlinchey, Tranquill	Won	Received

POSITIONAL BREAKDOWN

QUARTERBACKS

- Brandon Wimbush has emerged as one of the most successful rushing quarterbacks in the nation in the early going. He is second among non-option QBs at 80.4 rushing yards per game. His eight rushing TDs this season rank 16th in the country despite having missed the North Carolina game due to injury and against BC he became the first Irish QB in modern history to rush for over 200 yards and score four rushing TDs.
- Ian Book is the backup for Wimbush. The sophomore saw limited action before making his first career start at North Carolina in place of an injured Wimbush. Book became the sixth straight Notre Dame QB to win his starting debut by going 17-for-31 for 146 yards and a TD while also rushing for 45 yards.

RUNNING BACKS

- Josh Adams leads a strong Irish rushing game with 776 yards on the year. He's second nationally at 9.02 yards per carry. Against BC, he became the 17th back in school history to reach 2,000 career yards now stands seventh on the Notre Dame career rushing list at 2,544 yards.
- Dexter Williams, Tony Jones Jr. and Deon McIntosh provide depth at the position. The trio has combined for 546 yards and 10 TDs on the year.
- The Irish rushing attack ranks fifth nationally at 308.0 yards per game.

WIDE RECEIVERS

- Equanimeous St. Brown leads a group of wide outs looking to grow in experience in 2017. St. Brown leads the receiving corps with 15 catches for 211 yards and two TDs. He led the team with nine TD grabs last season, ranking sixth nationally among freshmen and sophomores.
- Chase Claypool, Cam Smith, Chris Finke and Miles Boykin have emerged as the next threats. Claypool and Boykin both had TD receptions against Miami (Ohio), while Smith had a TD catch at North Carolina.
- The group took a hit entering the BC game when transfer Freddy Canteen was lost for the year (labrum).

TIGHT ENDS

- Notre Dame maintains its legacy as Tight End U with five tight ends who have seen action the first six weeks.
- Durham Smythe is the incumbent starter. He's made six catches for 110 yards thus far. Alizé Mack has returned after missing the 2016 season and has 17 catches for 154 yards as the team's leading receiver. Senior Nic Weishar has the lone TD among the group and totals three catches for 20 yards.
- The Irish welcomed in arguably the best tight end class in the country and both true freshmen have seen action. Brock Wright entered as the No. 1 tight end according to ESPN and Rivals, while Cole Kmet was ranked No. 3 by both groups. Both have played in all three games, with Wright occasionally lining up at fullback and Kmet seeing heavy action on special teams.

OFFENSIVE LINE

- With four returning starters, Notre Dame's offensive line has paved the way for the Irish to go for over 300 rushing yards in three of six games.
- Led by preseason All-Americans Mike McGlinchey (tackle) and Quenton Nelson (guard) on the left side, the group also returns center Sam Mustipher and Alex Bars, who has moved from right tackle to right guard. Tommy Kraemer and Robert Hainsey have split time at right tackle.
- Led by offensive line coach Harry Hiestand, the offensive line has helped the Irish to a rank of fifth nationally in rushing offense (308.0 per game), while they have been especially adept at helping the offense convert on red zone opportunities. While the Irish are 24-for-26 in the red zone this season, 15 of the 26 trips have ended with rushing touchdowns.

DEFENSIVE LINE

- Under the tutelage of assistant head coach Mike Elston, the defensive line has thrived in defensive coordinator Mike Elko's system. Jerry Tillery, Jay Hayes, Jonathan Bonner and Daelin Hayes have been the starters, while Andrew Trumbetti, Julian Okwara, Khalid Kareem and Myron Tagovailoa-Amosa and Kurt Hinish see heavy action, as well.
- Against No. 15 Georgia, the group totaled three TFLs and a sack while holding the Bulldogs to two or fewer yards rushing on 21 of their 43 rushing attempts.
- On the year, the line has 8.5 sacks, a forced fumble, two fumble recoveries and an interception.

LINEBACKERS

- The Irish linebackers have also seen a new level of play under position coach Clark Lea and defensive coordinator Mike Elko.
- Greer Martini (buck), Nyles Morgan (mike) and Drew Tranquill (rover) have been the starters for all six games, while Te'Von Coney has seen a large share of playing time, as well.
- Those four are the team leaders in tackles, as Morgan leads the way with 44, followed by Coney at 42, Martini at 39 and Tranquill at 34.
- In addition, Coney and Morgan both have sacks, while Tranquill and Morgan share the team lead with 4.5 TFLs.

SECONDARY

- Julian Love and Nick Watkins have started all six games at cornerback. Love, a 247 Freshman All-American in 2016, has an interception, 21 tackles and eight pass break-ups, while Watkins has 19 tackles to go along with five break-ups.
- Shaun Crawford has provided depth at corner and had a breakout performance at BC. He had two interceptions and a fumble recovery in the win over the Eagles, while also registering two tackles and a pass break-up. Crawford followed with a forced fumble and fumble recovery at Michigan State.
- At safety, it's been Nick Coleman and Jalen Elliot as starters for all six games. Coleman has made 21 tackles with a PBU, while Elliott has contributed 20 tackles and a PBU.

SPECIAL TEAMS

- On special teams, the Irish return veterans at kicker, punter and holder, while breaking in a new long snapper.
- Justin Yoon has been the kicker since stepping on campus. He had his first four-for-four FG performance against Georgia this season and owns a career long of 52 yards.
- Tyler Newsome is in his third year as the Irish punter. He ranks 11th in the nation in punting with an average kick of 45.7 yards.
- Senior QB Montgomery VanGorder continues as the team's holder.
- The Irish welcome a new long snapper to the mix this season, as John Shannon has made his debut at the position after not playing as a freshman.

FRESH LOOK FOR STAFF

- The Dick Corbett Head Football Coach Brian Kelly welcomes six new staff members to the fold in 2017.
- The group includes new coordinators for all three phases (OC Chip Long, DC Mike Elko and ST Brian Polian), with new position group coaches for the wide receivers (Del Alexander), quarterbacks (Tom Rees) and linebackers (Clark Lea).
- As part of the staff changes, Mike Elston has shifted to coaching the defensive line while also being promoted to assistant head coach.
- Polian has taken over the role of recruiting coordinator in addition to his special teams responsibilities.
- Holdovers on Kelly's staff include Elston, running backs coach Autry Denson, offensive line coach Harry Hiestand and the Pat and Jana Eilers Family Defensive Backs Coach, Todd Lyght.
- With the addition of Rees, Kelly's staff now includes three former Notre Dame football players, as he joins Denson and Lyght.
- Read on for some notes on the new assistant coaches, while full bios on all staff members can be found in the Notre Dame Football Media Guide from pages 16-35.

Coach	Position	Notes
Del Alexander	Wide Receivers	<ul style="list-style-type: none"> • Helped Arizona State passing game average 299.1 yds/ game in 2015 • Contributed to school-record 3,280 passing yards at Wisconsin in 2011
Mike Elko	Defensive Coordinator	<ul style="list-style-type: none"> • One of two DCs in the nation to rank in the top-40 of total defense in FBS each of the last five years • In 2017, Wake was one of just four schools in FBS among the top-20 in turnovers forced, sacks and scoring defense, with the other three (Alabama, Clemson & Washington) all making the College Football Playoff.
Clark Lea	Linebackers	<ul style="list-style-type: none"> • Coached All-American Akeem Ayers at UCLA • Mentored Marquel Lee at Wake Forest, the only FBS linebacker with at least 100 tackles, 20 TFLs and 7.5 sacks last season
Chip Long	Offensive Coordinator	<ul style="list-style-type: none"> • Had Memphis ranked among the FBS top-20 in passing offense, scoring offense, completion percentage, passing efficiency and first downs gained last year • As TE coach and recruiting coordinator at Arizona State in 2013 and 2014, helped Sun Devils post consecutive 10-win seasons while averaging 37.0 points per game.
Brian Polian	Special Teams Coordinator & Recruiting Coordinator	<ul style="list-style-type: none"> • Second stint at Notre Dame (2005-09) • Head coach at Nevada (2013-16) • Led Wolfpack to consecutive bowl games in 2014 & 2015, including school's fifth bowl win in 2015 • Helped 2008 Irish lead nation in kick return defense
Tom Rees	Quarterbacks	<ul style="list-style-type: none"> • Played QB at Notre Dame from 2010-13 • Posted a 23-8 record as a starting QB for Irish • Second all-time at Notre Dame in touchdown passes, third all-time in yards • Spent 2016 as an offensive assistant with the San Diego Chargers, helping Phillip Rivers rank fourth in the NFL in passing yards and third in touchdowns

BIGGER THAN BRICK

Notre Dame Stadium enters a new era in 2017 with renovations and the additions of Corbett Family Hall, O'Neill Hall and Duncan Student Center.

STADIUM UPGRADES

- Renovated home and visitor locker room space and Schivarelli Lounge
- New videoboard boasting the highest resolution at any NCAA outdoor venue
- Upgraded concessions and restrooms
- 1930's art deco look to main concourse
- Addition 150 television monitors on the concourse
- Improved wifi and cell service

CORBETT FAMILY HALL

- Martin Media Center & Notre Dame Studios
- Departments of Anthropology and Psychology
- Downes Club hospitality space
- Press box and radio broadcast locations

DUNCAN STUDENT CENTER

- Restaurants, including Hagerty Family Cafe, Midfield Commons and Innovation Lounge
- Grojean Family Loft, student media center and climbing wall
- Smith Center for RecSports
- 1842 Club
- Dahnke Ballroom & Rasmus Family Club
- New NBC Sports broadcast position, game management locations and coaches booths

O'NEILL HALL

- LaBar Family Recital & Performance Halls
- Michuda Family Rehearsal Hall & music library
- Music department offices and practice rooms
- South Club hospitality space

For a full look at the upgrades in and around Notre Dame Stadium, visit: und.com/biggerthanbrick.

SIZE IT UP

Prior to the Temple game, Notre Dame Stadium's capacity was officially announced as 77,622. This becomes the sixth official capacity in Stadium history.

PAST NOTRE DAME STADIUM CAPACITIES

- 1930-96 59,075
- 1997 80,225
- 1998-99 80,012
- 2000 80,232
- 2001-16 80,795

FOLLOWING THE IRISH

- Fans can follow Notre Dame football via multiple outlets and around the world.
- NBC Sports has been the exclusive home to Notre Dame football since 1991. All seven home games in 2017 can be seen on NBC or NBCSN, as well as on the NBC Sports Live Extra App.
- Irish football games are available internationally via NBC Sports Gold. For \$49.99, fans in 13 countries (Austria, Canada, Denmark, Germany, Ireland, Italy, Japan, Luxembourg, Netherlands, Spain, Sweden, Switzerland and the United Kingdom) can purchase access to all seven home games at NBCSportsGold.com.
- Weekly replays and Inside Notre Dame Football with Brian Kelly are available nationwide.

Market	Station	Replay	INDFB
NY/NJ/PA/CT	SNY	Yes	Yes
Chicago/L/IN/IA/WI	NBC Sports Chicago	Yes	Yes
Florida	Sun Sports		Yes
Washington, D.C./NC/PA/MD/DE/VA/WV	NBC Sports Washington	Yes	Yes
Saint Louis/IL/IN/MO/NE/KA/IA	FOX Sports Midwest		Yes
Houston/TX/LA/AR/NM	Root Sports Southwest	Yes	Yes
Boston/Providence/New England	NESN	Yes	Yes
San Francisco/Bay Area	NBC Sports California	Yes	Yes
Philadelphia	NBC Sports Philadelphia	Yes	Yes
Philadelphia/Harrisburg/Pittsburgh	The Comcast Network	Yes	Yes
Detroit/MI/NW Ohio/No. Indiana	FOX Sports Detroit		Yes
Oregon	NBC Sports Northwest	Yes	Yes
Colorado	Comcast Entertainment TV	Yes	
New Orleans/LA/TX/GA/MS/VA/AR/FL	Cox Sports TV New Orleans	Yes	Yes
Denver	KETD-TV 53.2 Digital	Yes	Yes
Cleveland	SportsTime Ohio		Yes
Pittsburgh/PA/WV/NY/MD/OH	Root Sports Pitt		Yes
Indianapolis	WHMB-TV 40	Yes	Yes
Indianapolis	Xfinity Channel 81		Yes
Las Vegas	KEEN-TV 17	Yes	Yes
New Orleans	WHNO-TV 20	Yes	Yes
Wilkes Barre/Scranton	WQMY-TV MyTV	Yes	Yes
Tulsa	KWHB-TV 47	Yes	Yes
Wichita-Hutchinson	KGPT 49 & KSMI T 41	Yes	Yes
Honolulu	KWHW-TV 14	Yes	Yes
Toledo	WMNT-TV	Yes	Yes
Toledo	Buckeye SportsNetwork	Yes	
Huntsville	WYAM TV51	Yes	Yes
Madison, Wisconsin	CW57 Sports	Yes	Yes
Colorado Springs-Pueblo	KWHS-TV 51	Yes	Yes
South Bend	WNDU-TV 16		Yes
South Bend	CW25	Yes	
Jasper, Indiana	WJTS TV27	Yes	Yes
Binghamton, NY	WBPN TV My 8	Yes	Yes
Clarksburg/Mannington, WV	TKMI Broadcasting		Yes
St. Croix, U.S. Virgin Islands	WCVI-TV 23	Yes	
METV	25 Middle East Countries	Yes	
Family Entertainment Television	United States	Yes	
On Demand from Xfinity			Yes
UND.com			Yes

OCTOBER 21						
Year	ND Rank	Team	Opp Rank	W/L/T	Score (ND-Opp.)	Site
1905		Wabash		L	0 - 5	H
1911		Butler		W	27 - 0	H
1922		DePauw		W	34 - 7	H
1933		Carnegie Tech		L	0 - 7	A
1939	2	Navy		W	14 - 7	N
1944	1	Wisconsin		W	28 - 13	H
1950	11	Indiana		L	7 - 20	A
1961	6	Michigan State	1	L	7 - 17	A
1967		Illinois		W	47 - 7	A
1972	8	Missouri		L	26 - 30	H
1978	20	Air Force		W	38 - 15	A
1989	1	USC	9	W	28 - 24	H
1995	17	USC	5	W	38 - 10	H
2000	20	West Virginia		W	42 - 28	A
2006	10	UCLA		W	20 - 17	H

ON THIS DATE

- Notre Dame has won five straight Oct. 21 games to run its all-time record on this date to 10-5.
- Two victories over Southern Cal are included in the current winning streak, both coming in contests that saw the Irish and Trojans both enter the game ranked in the Associated Press Top 25.
- The first Oct. 21 game came in 1905, with Wabash winning at Cartier Field, 5-0. That game marked one of just eight contests in school history which saw the opponent finish with five points (the only more recent outing was a 5-5 tie with Marquette in 1910).
- After wins over Butler and DePauw, the Irish dropped a 7-0 decision at Carnegie Tech in 1933 before defeating Navy and Wisconsin in 1939 and 1944, respectively.
- Notre Dame then dropped three of the next four Oct. 21 contests. The Irish were upset by Indiana, 20-7, in 1950, before No. 1 Michigan State topped No. 6 Notre Dame, 17-7, in 1961. After a 47-7 win over Illinois in 1967, the Irish were upset by Missouri, 30-26, in 1972.
- The active Oct. 21 winning streak opened with a 38-15 win over Air Force in 1978.
- In 1989, the top-ranked Irish downed No. 9 USC, 28-24, at Notre Dame Stadium. Tony Rice rallied the Irish from a 17-7 halftime deficit, scoring the game-winning TD on a 15-yard run with 5:18 to play.
- The teams met again in 1995, with No. 17 Notre Dame hosting No. 5 Southern Cal. The Irish pulled away late, scoring 17 unanswered points in the fourth quarter. Marc Edwards had two touchdowns, while Autry Denson ran for 95 yards and Ron Powlus was 18-29 for 189 yards and a TD pass. The victory marked Notre Dame's 13th straight season without a loss in the series.
- In 2000, No. 20 Notre Dame traveled to West Virginia and earned a 42-28 win. Matt LoVecchio threw a pair of TD passes to Tony Fisher as the Irish scored 35 unanswered points to pull away for the win.
- The 2006 game on this date was one of the most dramatic wins in recent Irish history, as No. 10 Notre Dame rallied to defeat UCLA, 20-17. Brady Quinn found Jeff Samardzija for the game-winning TD with 27 seconds remaining for the pair's second score of the game while Carl Gioia made a pair of field goals in the win.
- Since Notre Dame resumed playing in bowl games in 1969, every season the Irish have played on Oct. 21 has seen them advance to a major bowl game:
 - 2006 Sugar
 - 2000 Fiesta
 - 1995 Orange
 - 1989 Orange
 - 1978 Cotton
 - 1972 Orange

IRISH IN THE NFL (Through Week Six)			
Player	Team	Pos.	Notes
Sheldon Day	Jacksonville	DT	Two assisted tackles in five games
Tyler Eifert	Cincinnati	TE	Injured reserve (back surgery)
Matthias Farley	Indianapolis	S	26 tackles, 12 assists, INT in five starts
Anthony Fasano	Miami	TE	Action in five games
Michael Floyd	Minnesota	WR	37 catches for 488 and 5 TDs in 2016
Will Fuller V	Houston	WR	5 TDs on eight receptions in three games
J.J. Jansen	Carolina	LS	Played in every game since 2009
T.J. Jones	Detroit	WR	13 Rec for 173 yards in six games
DeShone Kizer	Cleveland	QB	50.9 comp. % and 3 TD in five starts
Ben Koyack	Jacksonville	TE	Action in all six games with one reception
Cole Luke	Carolina	CB	Injured Reserve (ankle)
Zack Martin	Dallas	OG	Played 53 consecutive games
Nick Martin	Houston	C	Started all six games
Troy Niklas	Arizona	TE	4 Rec for 46 yards and TD in six games
Romeo Okwara	NY Giants	DE	1 tackle, 2 assists in five games
James Onwualu	LA Chargers	LB	Played in all six games
C.J. Prosise	Seattle	RB	Eight rushes for 20 yards in three games
Theo Riddick	Detroit	RB	23 rec., TD for 180 yards in six games
Isaac Rochell	LA Chargers	DE	1 tackle in NFL debut; On practice squad
Kyle Rudolph	Minnesota	TE	21 rec., 201 yards, 2 TD in six games
KeiVarae Russell	Cincinnati	CB	Five tackles in three games played
Harrison Smith	Minnesota	S	3 INT, 1.5 sacks, 23 tackles in six games
Jaylon Smith	Dallas	LB	FF, 21 tackles, 20 assists in five games
Ronnie Stanley	Baltimore	OT	Started all six games
John Sullivan	LA Rams	C	Started all six games
Golden Tate	Detroit	WR	36 REC, 363 YDS 2 TD (caught 76.6% of targets)
Manti Te'o	New Orleans	LB	9 tackles, 7 assists in five games
Stephon Tuitt	Pittsburgh	DE	6 tackles, 1 assists, 1 break-up in 4 games
Ishaq Williams	NY Giants	DE	Injured Reserve (knee)

LAST 10 MEETINGS								
Year	Month	Date	ND Rank	Opp Rank	W/L/T	Score (ND-Opp.)		Site
2007	October	20		13	L	0	38	H
2008	November	29		5	L	3	38	A
2009	October	17	25	6	L	27	34	H
2010	November	27			W	20	16	A
2011	October	22			L	17	31	H
2012	November	24	1		W	22	13	A
2013	October	19			W	14	10	H
2014	November	29			L	14	49	A
2015	October	17	5		W	41	31	H
2016	November	26		12	L	27	45	A

ND leads series 46-37-5; ND leads series at home 25-14-1

For complete series history, see page 193 of 2017 Notre Dame football media guide

2017 USC FOOTBALL SCHEDULE (6-1, 4-1 Pac-12 South)				
Date	Opponent	Site	Time-TV/Result-Score	
Sept. 2	Western Michigan	Los Angeles, CA	W	49-31
Sept. 9	Stanford	Los Angeles, CA	W	42-24
Sept. 16	Texas	Los Angeles, CA	W	27-24/20T
Sept. 23	at California	Berkeley, CA	W	30-20
Fri., Sept. 29	at Washington St.	Pullman, WA	L	27-30
Oct. 7	Oregon State	Los Angeles, CA	W	38-10
Oct. 14	Utah	Los Angeles, CA	W	28-27
Oct. 21	at Notre Dame	Notre Dame, IN	7:30 p.m.	NBC
Oct. 28	at Arizona State	Tempe, AZ		
Nov. 4	Arizona	Los Angeles, CA		
Nov. 11	at Colorado	Boulder, CO		
Nov. 18	UCLA	Los Angeles, CA		

THE IRISH CONNECTIONS		
ND Student-Athlete	Hometown/High School	USC Student-Athlete
OL Sam Bush S.D.J. Morgan	Newport Beach, CA/Mater Dei	PK Chase McGrath
DL Ryan Kilander	Rancho Santa Margarita, CA/Santa Margarita	C Brett Neilon
WR Mick Assaf	Atlanta, GA	OT Chuma Edoga
C Sam Mustipher	Our Lady of Good Counsel (MD)	C Richie Wenzel
S Nicco Fertiitta TE Alizé Mack	Las Vegas, NV/Bishop Gorman	S Bubba Bolden
	Las Vegas, NV	WR Randal Grimes
LS Matt Bushland	Dallas, TX	QB Thomas Fitts
CB Nick Watkins	DeSoto, TX	TB Aca/Cedric Ware

THE USC SERIES

- Notre Dame hosts Southern California for the 89th meeting of the nation's premiere inter-sectional rivalry. The Irish lead the all-time series 46-37-5 and hold a 25-14-1 edge at Notre Dame Stadium.
- The teams have met annually since 1926, with the exception of a break from 1943-45 for World War II. Knute Rockne's Irish won the first meeting, 13-12, to conclude the 1926 season in Los Angeles with a 9-1 record. The teams played at Soldier Field in 1927 (7-6 ND) & '29 (13-12 ND) before Southern Cal won the first meeting at Notre Dame Stadium in 1931, 16-14.
- Notre Dame owns the longest winning streak in the series at 11 victories (1983-93). That streak and USC's longest winning streak of the series (eight from 2002-09) mark the only times either team has won more than five straight games.
- The home team has won the last four games in the series dating back to 2012, when the Irish capped a 12-0 regular season with a 22-13 win at LA Coliseum.
- Both teams are ranked in the AP poll upon meeting for the first time since 2009. Notre Dame leads the all-time series 16-14-2 when both teams enter the contest ranked.
- Last year, the Trojans took a 45-27 victory at LA Coliseum. Josh Adams led the Irish effort, rushing for 180 yards on 17 carries.
- The last meeting at Notre Dame Stadium was a 41-31 Irish victory which saw Notre Dame score 17 fourth-quarter points to earn the win. DeShone Kizer threw for 227 yards and two TDs, while C.J. Prosise ran for 143 yards and two TDs.






IRISH VS. THE PAC-12																	
Team	Home				Away				Neutral				Overall				
	W	L	T	%	W	L	T	%	W	L	T	%	W	L	T	%	
Arizona	1	1	0	.500	1	0	0	1.000	0	0	0	--	2	1	0	#VALUE!	
Arizona State	1	0	0	1.000	1	1	0	.500	1	0	0	1.000	3	1	0	.750	
California	2	0	0	1.000	2	0	0	1.000	0	0	0	--	4	0	0	1.000	
Colorado	1	0	0	1.000	1	0	0	1.000	1	2	0	.333	3	2	0	.600	
Oregon	1	0	0	1.000	0	0	1	.500	0	0	0	--	1	0	1	1.500	
Oregon State	0	0	0	--	0	0	0	--	0	2	0	.000	0	2	0	.000	
Stanford	12	4	0	.750	6	8	0	.429	1	0	0	1.000	19	12	0	.613	
UCLA	3	0	0	1.000	1	0	0	1.000	0	0	0	--	4	0	0	1.000	
USC	25	14	1	.638	19	23	4	.457	2	0	0	1.000	46	37	5	.584	
Utah	1	0	0	1.000	0	0	0	--	0	0	0	--	1	0	0	.167	
Washington	4	0	0	1.000	4	0	0	1.000	0	0	0	--	8	0	0	1.000	
Washington State	1	0	0	1.000	0	0	0	--	1	0	0	1.000	2	0	0	1.000	
TOTALS	52	19	1	.729	35	32	5	.521	6	4	0	.600	93	55	6	.649	

ASSOCIATED PRESS TOP 25 (Oct. 15)				
Rk	Team (1st Place Votes)	Record	Points	Trend
1	Alabama(61)	7-0	1525	—
2	Penn State	6-0	1432	+ 1
3	Georgia	7-0	1417	+ 1
4	TCU	6-0	1322	+ 2
5	Wisconsin	6-0	1241	+ 2
6	Ohio State	6-1	1184	+ 3
7	Clemson	6-1	1117	- 5
8	Miami	5-0	1109	+ 3
9	Oklahoma	5-1	1066	+ 3
10	Oklahoma State	5-1	900	+ 4
11	USC	6-1	886	+ 2
12	Washington	6-1	811	- 7
13	Notre Dame	5-1	798	+ 3
14	Virginia Tech	5-1	727	+ 1
15	Washington State	6-1	578	- 7
16	NC State	6-1	573	+ 4
	South Florida	6-0	573	+ 2
18	Michigan State	5-1	563	+ 3
19	Michigan	5-1	558	- 2
20	UCF	5-0	387	+ 2
21	Auburn	5-2	303	- 11
22	Stanford	5-2	274	+ 1
23	West Virginia	4-2	157	NR
24	LSU	5-2	108	NR
25	Memphis	5-1	62	NR

COACHES POLL (Oct. 15)				
Rk	Team (1st Place Votes)	Record	Points	Trend
1	Alabama(63)	7-0	1575	—
2	Penn State	6-0	1483	+ 1
3	Georgia	7-0	1450	+ 2
4	TCU	6-0	1345	+ 3
5	Wisconsin	6-0	1338	+ 1
6	Ohio State	6-1	1243	+ 2
7	Miami	5-0	1144	+ 3
8	Clemson	6-1	1106	- 6
9	Oklahoma	5-1	1079	+ 3
10	USC	6-1	930	+ 3
11	Oklahoma State	5-1	917	+ 3
12	Washington	6-1	914	- 8
13	South Florida	6-0	716	+ 2
14	Virginia Tech	5-1	701	+ 3
15	Michigan	5-1	657	+ 1
16	Notre Dame	5-1	614	+ 3
17	NC State	6-1	573	+ 3
18	Washington State	6-1	564	- 9
19	Michigan State	5-1	469	+ 3
20	UCF	5-0	439	+ 1
21	Auburn	5-2	354	- 10
22	Stanford	5-2	286	+ 3
23	West Virginia	4-2	144	NR
24	Texas A&M	5-2	94	NR
25	LSU	5-2	80	NR

Others receiving votes: San Diego State 56, Texas A&M 46, Iowa State 16, Virginia 10, Kentucky 8, Utah 4, Mississippi State 3, Iowa 2, Navy 2, South Carolina 2, Texas Tech 2, Marshall 1, Florida State 1, Georgia Tech 1

Others receiving votes: Kentucky 64, Memphis 50, Virginia 42, San Diego State 39, South Carolina 19, Utah 14, Navy 9, Mississippi State 6, Boise State 4, Colorado State 4, Marshall 3, Florida 2, Georgia Tech 2, Iowa State 2

2017 NOTRE DAME OPPONENT UPDATE					
Rk	Team	Record	Last Week	This Week	Next Week (10/28)
		3-4 1-3 American East	Loss, 24-28 vs. UConn	at Army Noon	Idle
3/ 3		7-0 4-0 SEC East	Win, 53-28 vs. Missouri	Idle	vs. Florida 3:30 p.m. (Jacksonville)
		3-4 1-3 ACC Atlantic	W, 45-42 at Louisville	at Virginia 12:30 p.m.	vs. Florida State 8 p.m. Friday
		5-1 3-0 B1G East	W, 30-27 at Minnesota	vs. Indiana 3:30 p.m.	at Northwestern
		2-5 1-2 MAC East	Loss, 14-17 at Kent State	vs. Buffalo 2:30 p.m.	Idle
		1-6 0-4 ACC Coastal	Loss, 14-20 vs. Virginia	at Virginia Tech 3:30 p.m.	vs. Miami

2017 NOTRE DAME OPPONENT UPDATE					
Rk	Team	Record	Last Week	This Week	Next Week (10/28)
11/ 10		6-1 4-1 Pac 12 South	Win, 28-27 vs. Utah	at Notre Dame 7:30 p.m.	at Arizona State
16/ 17		6-1 4-0 ACC Atlantic	Win, 35-17 at Pitt	Idle	at Notre Dame 3:30 p.m.
		4-2 1-2 ACC Atlantic	Idle	at Georgia Tech 7:30 p.m.	vs. Louisville
8/ 7		5-0 3-0 ACC Coastal	Win, 25-24 vs. Georgia Tech	vs. Syracuse 3:30 p.m.	at North Carolina
RV/ RV		5-1 3-1 American West	Loss, 27-30 at Memphis	vs. UCF 3:30 p.m.	Idle
22/ 22		5-2 4-1 Pac 12 North	Win, 49-7 vs. Oregon	Idle	at Oregon State 9 p.m. Thursday

THE BRIAN KELLY FILE					
35th year in coaching // 27th year as head coach // Eighth year at Notre Dame					
Alma Mater: Assumption College (1983)					
School	Seasons	Record			Pct.
Grand Valley State	13	118	35	2	.769
Central Michigan	3	19	16	0	.528
Cincinnati	3	34	6	0	.854
Notre Dame	8	64	32	0	.667
TOTALS	27	235	89	2	.725

HONORS AND ACCOLADES	
Year	Award
2012	AP National Coach of the Year
2012	Walter Camp National Coach of the Year
2012	Sporting News National Coach of the Year
2012	Home Depot National Coach of the Year
2012	Liberty Mutual National Coach of the Year
2012	AFCA National Coach of the Year
2009	Home Depot National Coach of the Year

BRIAN KELLY - THE DICK CORBETT HEAD FOOTBALL COACH

- Active winningest coach in FBS (235 wins)
- Fifth in wins at Notre Dame with 64
- Only two-time winner of The Home Depot Coach of the Year Award
- First coach in Notre Dame history to take Irish to a bowl game in each of his first six seasons
- Fourth among active FBS coaches in wins since 2001 (158), trailing only Urban Meyer, Nick Saban and Mark Richt
- Second-youngest coach to reach 200 career victories at a major school
- Only coach since 1994 to lead Notre Dame to any four-year span with a winning percentage of at least .700, which he has done three times
- Only coach in school history with at least eight wins in his first six seasons at the school, and just the 20th at a major school (ND+Power Five)
- First coach at Notre Dame to take Irish to six straight bowl games since Lou Holtz (1987-95)
- Joins Knute Rockne, Ara Parseghian and Holtz as the only coaches to twice reach double-digit wins at Notre Dame
- Led Notre Dame to its first undefeated season in 24 years in 2012
- That team finished the year ranked No. 4/3, the highest for an Irish squad since 1993 (No. 2/2)
- Oversaw the first football program to ever be ranked No. 1 in the AP & Coaches polls, first in NCAA Graduation Success Rate and reach the national title game
- Only the second coach in school history to win 12 games in a season (Lou Holtz in 1988)
- Has led his team to a bowl game in 10 of the last 11 seasons (first six at Notre Dame, all three at Cincinnati and final team at Central Michigan)
- Has finished .500 or better in 24 of 26 seasons as a head coach
- Boasts a 16-8 record in postseason as a head coach

WINNINGEST ACTIVE FBS COACHES (By victories)							
Rk.	Coach	School	Years	Record			Pct.
1.	Brian Kelly	Notre Dame	27	235	89	2	.724
2.	Nick Saban	Alabama	22	211	61	1	.775
3.	Bill Snyder	Kansas State	26	205	107	1	.657
4.	Paul Johnson	Georgia Tech	21	180	88	0	.672
5.	Urban Meyer	Ohio State	16	170	30	0	.850
6.	Terry Bowden	Akron	24	166	103	2	.616
7.	Rich Rodriguez	Arizona	23	159	115	2	.580
8.	Mark Richt	Miami (Fla.)	17	158	55	0	.742
9.	Gary Patterson	TCU	18	154	54	0	.740
1.	Kirk Ferentz	Iowa	22	151	115	0	.568

WINNINGEST ACTIVE FBS COACHES SINCE 2001					
Rk.	Coach	School	Record		Pct.
1.	Urban Meyer	Ohio State	170	30	.850
2.	Mark Richt	Miami (Fla.)	158	55	.742
3.	Nick Saban	Alabama	160	31	.838
4.	Brian Kelly	Notre Dame	158	56	.738
5.	Gary Patterson	TCU	154	53	.744
6.	Kirk Ferentz	Iowa	135	75	.643
7.	Paul Johnson	Georgia Tech	131	80	.621
8.	Chris Petersen	Washington	125	26	.828
9.	Frank Solich	Ohio	119	81	.595
1.	Rich Rodriguez	Arizona	114	79	.591

WINNINGEST ACTIVE FBS COACHES (By percentage)							
Rk.	Coach	School	Years	Record			Pct.
1.	Urban Meyer	Ohio State	16	170	30	0	.850
2.	Jimbo Fisher	Florida State	8	79	20	0	.798
3.	Chris Petersen	Washington	12	125	26	0	.828
4.	David Shaw	Stanford	7	68	19	0	.782
5.	Nick Saban	Alabama	22	211	61	1	.775
6.	Dabo Swinney	Clemson	10	95	28	0	.772
7.	Mark Richt	Miami (Fla.)	17	158	55	0	.742
8.	Gary Patterson	TCU	18	154	54	0	.740
9.	Brian Kelly	Notre Dame	27	235	89	2	.724
1.	Bobby Petrino	Louisville	13	113	45	0	.715

RECORD vs. AP TOP 25 (Min. 10 Games)					
Rk.	Coach	School	Record		Pct.
1.	Urban Myer	Ohio State	35	15	.700
2.	Nick Saban	Alabama	73	38	.658
3.	David Shaw	Stanford	21	11	.656
4.	Jimbo Fisher	Florida State	17	12	.586
5.	Dabo Swinney	Clemson	21	17	.553
6.	Gary Patterson	TCU	24	19	.558
7.	Jim Mora	UCLA	13	11	.542
8.	Brian Kelly	Notre Dame	21	19	.525
9.	Jim Harbaugh	Michigan	11	10	.524
1.	Mark Richt	Miami (Fla.)	39	36	.520

THE RECORD WHEN...								
Stat	Kelly's Career			Kelly at ND		2017		Record (W-L)
	Record (W-L-T)			Record (W-L)		Record (W-L)		
Home	126	33	1	33	14	2	1	
Away	93	48	1	18	15	3	0	
Neutral	16	6	0	13	4	0	0	
In overtime	6	5	0	2	3	0	0	
Coming off a loss	52	29	0	18	13	1	0	
Coming off a win	167	49	1	43	19	3	1	
Coming off an open date	19	2	0	8	1	0	0	
vs. AP Top 25	21	19	0	11	15	0	1	
Both teams are in the AP Top 25	11	14	0	7	12	0	1	
Neither team is in the AP Top 25	54	28	0	22	12	3	0	
Team is ranked higher	57	13	0	35	10	2	0	
Opponent is ranked higher	8	14	0	5	10	0	1	
vs. In-State Opponents	75	22	2	5	0	0	0	
In August	5	2	0	2	0	0	0	
In September	73	34	0	21	11	4	1	
In October	81	24	2	21	7	1	0	
In November	65	24	0	17	11	0	0	
In December	11	2	0	3	1	0	0	
In January	0	3	0	0	2	0	0	
On TV (except GVSU regular season)	93	39	0	63	31	5	1	
On NBC	38	13	0	38	13	1	1	
On NBCSN	2	0	0	2	0	1	0	
On ABC	15	9	0	13	9	1	0	
On ESPN	13	7	0	5	5	1	0	
On ESPN2	8	2	0	1	0	0	0	
On CBS	3	2	0	3	2	0	0	
On FOX	1	3	0	1	3	1	0	
On CBS Sports Network	1	0	0	1	0	0	0	
Afternoon Games	158	61	2	40	17	4	0	
Night Games (6 p.m. or later)	77	28	0	24	15	1	1	
Decided by three points or fewer	43	23	2	10	11	0	1	
Decided by seven points or fewer	76	38	2	21	15	0	1	
Scoring first	162	36	0	48	18	4	1	
Opponent scores first	71	53	2	16	14	1	0	
Leading at halftime	186	20	0	53	10	5	1	
Tied at halftime	15	3	0	4	1	0	0	
Trailing at halftime	32	66	2	7	21	0	0	
Leading after three quarters	197	16	0	52	8	5	0	
Tied after three quarters	12	6	1	4	5	0	0	
Trailing after three quarters	23	68	1	8	19	0	1	

THE RECORD WHEN...								
Stat	Kelly's Career			Kelly at ND		2017		Record (W-L)
	Record (W-L-T)			Record (W-L)		Record (W-L)		
Scoring 40+ points	87	3	0	19	2	3	0	
Scoring 30-39 points	66	11	0	20	7	2	0	
Scoring 20-29 points	59	35	1	17	13	0	0	
Scoring 0-19 points	23	40	1	8	10	0	1	
Allowing 40+ points	7	22	0	1	8	0	0	
Allowing 30-39 points	17	34	0	6	13	0	0	
Allowing 20-29 points	60	26	1	12	9	1	1	
Allowing 0-19 Points	150	8	1	44	3	4	0	
Outrushing opponent	186	28	1	48	7	5	0	
Getting outrushed	45	59	1	14	25	0	1	
Passing for more yards	153	59	1	40	26	0	1	
Passing for fewer yards	81	29	1	24	6	5	0	
Outgaining opponent	197	30	1	52	13	4	0	
Outgained by opponent	36	56	1	12	19	1	1	
Winning time of possession battle	126	28	0	37	6	1	0	
Losing time of possession battle	107	59	2	27	26	4	1	
Scoring a DEF or ST touchdown	71	9	0	12	5	1	0	
Allowing a DEF or ST touchdown	21	29	0	7	10	0	0	
Fewer penalty yards	73	42	1	34	17	4	1	
More penalty yards	153	44	1	28	14	1	0	
Winning turnover battle	136	15	0	33	4	4	0	
Losing turnover battle	60	50	1	19	22	1	0	
Having indiv. 100-yd rusher	108	26	1	25	9	4	0	
Having indiv. 100-yd receiver	89	32	0	19	15	0	0	
Having indiv. 200-yd passer	155	48	1	41	23	0	1	
Allowing indiv. 100-yd rusher	44	48	1	12	20	1	0	
Allowing indiv. 100-yd receiver	66	38	0	10	13	1	0	
Allowing indiv. 200-yd passer	92	47	1	25	23	4	0	

2017 HONORS & AWARDS			
Player	Year	Pos.	Awards
Josh Adams	Jr.	RB	Team Captain Maxwell Award Watch List Game Ball - Temple
Shaun Crawford	Jr.	CB	Game Ball - Michigan State
Alizé Mack	Jr.	TE	Mackey Award Watch List
Green Martini	Sr.	LB	Team Captain
Mike McGlinchey	Sr.	OL	Team Captain College Football News Preseason 1st Team All-American Associated Press Preseason 2nd Team All-American Sports Illustrated Preseason 2nd Team All-American Maxwell Award Watch List Outland Trophy Watch List
Deon McIntosh	So.	RB	Game Ball - North Carolina
Nyles Morgan	Sr.	LB	Team Captain Bednarik Award Watch List Nagurski Award Watch List Butkus Award Watch list
Sam Mustipher	Sr.	OL	Rimington Trophy Watch List
Quenton Nelson	Sr.	OL	Team Captain Associated Press Preseason 1st Team All-American Sports Illustrated Preseason 1st Team All-American College Football News Preseason 1st Team All-American Outland Trophy Watch List
Tyler Newsome	Sr.	P	Wuerffel Trophy Watch List
Durham Smythe	Gr.	TE	Mackey Award Watch List
Equanimeous St. Brown	Jr.	WR	Biletnikoff Award Watch List
Jerry Tillery	Jr.	DL	Game Ball - Miami (Ohio)
Drue Tranquill	Sr.	S	Team Captain Lott Trophy Watch List Wuerffel Trophy Watch List
Austin Webster	Sr.	WR	Team Captain
Nic Wieshar	Sr.	TE	Wuerffel Trophy Watch List
Brandon Wimbush	Jr.	QB	Game Ball - Boston College

STARTER SHEET				
OFFENSE	Pos.	2017	Streak	Career
Mike McGlinchey	RT/LT	6	32	32
Quenton Nelson	LG	6	24	29
Durham Smythe	TE	6	19	21
Alex Bars	LG/RT	6	18	20
Equanimeous St. Brown	WR	6	18	18
Sam Mustipher	C	6	18	18
Josh Adams	RB	6	14	18
C.J. Sanders	WR	0	0	8
Alizé Mack	TE	3	1	8
Brandon Wimbush	QB	5	0	5
Tommy Kraemer	RT	6	6	6
C.J. Holmes	WR	0	0	4
Cam Smith	WR	4	2	4
Nic Weishar	TE	0	0	3
Kevin Stepherson	WR	0	0	3
Chase Claypool	WR	4	4	4
Hunter Bivin	RG	0	0	1
Freddy Canteen	WR	1	0	1

DEFENSE	Pos.	2017	Streak	Career
Drue Tranquill	S	6	18	22
Nyles Morgan	LB	6	18	22
Jerry Tillery	DL	6	18	20
Greer Martini	LB	5	0	15
Julian Love	CB	6	14	14
Andrew Trumbetti	DL	0	0	11
Devin Studstill	S	0	0	10
Te'von Coney	LB	1	1	10
Nick Coleman	CB	6	6	8
Nick Watkins	CB	6	6	7
Jonathan Bonner	DL	6	7	7
Daelin Hayes	DL	6	6	6
Jalen Elliott	S	6	6	6
Jay Hayes	DL	6	6	6
Donte Vaughn	CB	0	0	4
Troy Pride Jr.	CB	0	0	3
Shaun Crawford	CB	0	0	2

CAREER STARTS BY POSITION										
WR	LT	LG	C	RG	RT	TE	WR	QB	WR	RB
Holmes (3)	McGlinchey (18)	Nelson (29)	Mustipher (18)	Bars (6)	McGlinchey (14)	Smythe (21)	St. Brown (18)	Wimbush (5)	Sanders (8)	Adams (18)
Stepherson (3)		Bars (2)		Bivin (1)	Bars (12)	Mack (8)	Claypool (4)	Book (1)	Smith (4)	
Canteen (1)					Kraemer (6)	Wieshar (3)				
DL	DL	DL	DL	LB	LB	LB	CB	S	S	CB
Trumbetti (11)	Bonner (7)	Tillery (17)	Daelin Hayes (6)	Martini (15)	Morgan (22)	Coney (10)	Pride (3)	Tranquill (23)	Studstill (9)	Love (13)
Jay Hayes (6)						Tranquill (6)	Crawford (2)	Love (1)	Elliott (6)	Watkins (8)
								Coleman (6)		Coleman (2)
										Vaughn (3)

2	DEXTER WILLIAMS	JR	RB
<ul style="list-style-type: none"> • Had one rushing and one receiving touchdown at Michigan State • Rushed for two TDs at Boston College • Had first career 100-yard rushing game against Temple • Ran for 124 yards and a TD on six attempts versus the Owls 			

3	C.J. SANDERS	JR	WR
<ul style="list-style-type: none"> • Posted a season-long 38-yard kick return at Michigan State • Third on the team with 275 all-purpose yards • Actor as a child, played a young Ray Charles in movie "Ray" while also appearing on TV shows "Grey's Anatomy," "Cold Case," and "Judging Amy," • Father played football at Ohio State while mother played basketball at Michigan 			

4	TE'VON CONEY	JR	LB
<ul style="list-style-type: none"> • Second on team with 42 total tackles • First career sack against Temple • Made 100th career tackle at Boston College 			

4	MONTGOMERY VANGORDER	SR	QB
<ul style="list-style-type: none"> • Serves as the primary holder on field goals and extra points • Took first career snaps at QB against Miami (Ohio) • Older siblings all played collegiate athletics (brother Malloy football at Georgia, sister Morgan ran at Georgia, brother Mack played football at Auburn) 			

5	NYLES MORGAN	SR	LB
<ul style="list-style-type: none"> • Team captain • Leads team with 44 tackles and 4.5 TFLs • Made 200th career tackle at North Carolina (now 202 total) • Named to Butkus, Bednarik and Nagurski watch lists in 2017 			

6	EQUANIMEOUS ST. BROWN	JR	WR
<ul style="list-style-type: none"> • Leads receivers with 15 catches, 211 receiving yards and two TDs • Led team in catches (58), receiving yards (961) and receiving touchdowns (nine) a season ago • Was sixth in the nation among freshman and sophomores in touchdown catches last year • Biletnikoff Watch List in 2017 			

7	NICK WATKINS	SR	CB
<ul style="list-style-type: none"> • Second on the team with five pass break-ups • Made 19 tackles on the season 			

7	BRANDON WIMBUSH	JR	QB
<ul style="list-style-type: none"> • Ranks 16 nationally in rushing TDs (eight) • First QB in modern ND history to rush for four TDs in one game (at Boston College) • Was part of first tandem to each eclipse 200 rushing yards in one game (at Boston College with RB Josh Adams) • Second nationally among non-option QBs with 80.4 rushing yards per game • Passed for 184 and two TDs while rushing for 114 and a TD in first career start against Temple • Believed to be the first ND QB to ever eclipse 100 passing AND rushing in first start 			

8	DONTE VAUGHN	SO	CB
<ul style="list-style-type: none"> • Has five tackles in five games on the year • Played in 10 games as a true freshman in 2016, one of 10 true freshmen on the team to play in at least eight games • Recorded 22 tackles and seven pass break-ups 			

9	KEENAN CENTLIVRE	SR	WR
<ul style="list-style-type: none"> • Scout team member attended same high school as former Irish players John Goodman & Tyler Eifert 			

9	DAELIN HAYES	SO	DL
<ul style="list-style-type: none"> • Had a fumble recovery in each game against Georgia and Michigan State, with one TFL against Miami (Ohio) • Posted five tackles and half a TFL at BC • Recorded a sack at North Carolina 			

10	CHRIS FINKE	JR	WR
<ul style="list-style-type: none"> • Starting punt returner • Played in 10 games last year after not seeing the field as a freshman • Scored a touchdown in each of the final two games of the season against Virginia Tech and USC 			

10	PATRICK PELINI	FR	DB
<ul style="list-style-type: none"> • Son of former Nebraska and current Youngstown St. coach Bo Pelini 			

11	FREDDY CANTEEN	GR	WR
<ul style="list-style-type: none"> • Out for season after two games (labrum) • Transfer from Michigan made first catch at Notre Dame in opener • Had a touchdown reception against Ohio State in 2014 			

12	IAN BOOK	SO	QB
<ul style="list-style-type: none"> • Made first career start for an injured Brandon Wimbush at UNC • Was 17-31 for 146 yards with 1 TD passing, ran for 45 yards in win • Sixth consecutive ND QB to win starting debut 			

12	ALOHI GILMAN	SO	S
<ul style="list-style-type: none"> • Transfer from Naval Academy will sit 2017 campaign • Had a career-best 12 tackles for the Mids against the Irish in 2016 			
13	AVERY DAVIS	FR	QB
<ul style="list-style-type: none"> • 2016 UnderArmour All-American • Rated the No. 7 dual-threat quarterback by ESPN.com 			
13	JORDAN GENMARK-HEATH	FR	S
<ul style="list-style-type: none"> • Made three tackles at Michigan State • Rated No. 39 safety by 247Sports.com 			
14	J.D. CARNEY	FR	QB
<ul style="list-style-type: none"> • Son of former Notre Dame kicker John Carney, the fifth-leading point-scorer in Irish football history 			
14	DEVIN STUDSTILL	SO	S
<ul style="list-style-type: none"> • Made four tackles at Boston College • Recorded four tackles in the opener against Temple • Snared an interception against Michigan State a year ago 			
15	JOHN MAHONEY	FR	DB
<ul style="list-style-type: none"> • Father, Craig, played football at Iowa State 			
15	CAM SMITH	GR	WR
<ul style="list-style-type: none"> • Had first Notre Dame TD reception at North Carolina • Graduate transfer from Arizona State had three catches in Irish debut against Temple • Had 908 receiving yards and six touchdowns in three years of playing time at ASU (missed 2015 season due to injury) • Led Sun Devils with 67 receiving yards and a TD against Notre Dame in 2015 			
15	C.J. HOLMES	FR	RB
<ul style="list-style-type: none"> • Early enrollee joined program in January 2017 • Made collegiate debut at UNC, rushing eight times for 33 yards • Rated nation's No. 5 all-purpose back by Scout as well as No. 2 player in Connecticut by Scout, 247 Sports, ESPN and Rivals 			
17	NOLAN HENRY	JR	QB
<ul style="list-style-type: none"> • Scout team quarterback yet to see the field • Established the Titans Youth Foundation Food Drive to "Tackle Hunger," which is now the second-largest one-day food drive in the Pacific Northwest 			
17	ISAIAH ROBERTSON	FR	S
<ul style="list-style-type: none"> • Had two tackles at Michigan State • Early enrollee joined the team in January 2017 			

18	CAMERON EKANAYAKE	FR	QB
<ul style="list-style-type: none"> • Walk-on helped Edwardsburg High School to 12-1-1 record in 2016 			
18	TROY PRIDE JR.	SO	CB
<ul style="list-style-type: none"> • Had one tackle in opener against Temple • Made 12 tackles last year, highlighted by five in win over Miami (FL) • Recovered a fumble in season finale at Southern Cal 			
19	JUSTIN YOON	JR	K
<ul style="list-style-type: none"> • Has been primary place kicker since freshman year • Made season-long 46-yard field goal on only attempt at Michigan State • Had first career 4-for-4 field goal game of career against Georgia • Perfect (31-for-31) on PATs this season • Hit a career long field goal of 52 yards against Navy in 2015, the third-longest in school history and longest by any freshman kicker that season 			
20	SHAUN CRAWFORD	JR	CB
<ul style="list-style-type: none"> • Had a forced fumble and recovery at Michigan State • Recorded a sack at North Carolina • Made two picks and a fumble recovery at BC, the first ND defender to force three TOs in a game since 2010 Sun Bowl • Played in just two games during first two seasons at Notre Dame • Tore Achilles in second game of 2016 against Nevada after tearing his ACL in 2015 fall camp 			
21	JALEN ELLIOTT	SO	S
<ul style="list-style-type: none"> • Has started all five games with 20 tackles and a pass break-up • Made 14 tackles as a freshman in 2016, including four each against Army and Syracuse 			
22	ASMAR BILAL	JR	LB
<ul style="list-style-type: none"> • Recorded 1.5 TFLs in season opening win over Temple • Has 12 tackles while having played in all six games this season 			
23	DRUE TRANQUILL	SR	S
<ul style="list-style-type: none"> • Team Captain • Leads team with 4.5 TFLs • Wuerffel Trophy Watch List in 2017 • Recorded interception and TFL against Georgia • Had a forced fumble and fumble recovery at North Carolina • First Team CoSIDA Academic All-American in 2016 			
24	MICK ASSAF	SO	WR
<ul style="list-style-type: none"> • Scout team member did not see the field as a freshman 			

24	NICK COLEMAN	JR	S
<ul style="list-style-type: none"> • Saw the field in all but one game in 2016 with a pair of starts • Made five tackles each against Temple and Boston College 			
25	JAFAR ARMSTRONG	FR	WR
<ul style="list-style-type: none"> • Rated the No. 68 wide receiver by 247 Sports • Helped Bishop Miege to three consecutive Kansas state titles 			
26	AUSTIN WEBSTER	SR	WR
<ul style="list-style-type: none"> • Team captain • As a walk-on at captaincy selection, was the first walk-on to be named a captain at Notre Dame • Awarded a scholarship during 2017 fall camp • Has seen action in all six games, mostly on special teams 			
27	JULIAN LOVE	SO	CB
<ul style="list-style-type: none"> • Posted 59-yard interception return for a touchdown at Michigan State • Has 27 tackles and a team-best eight PBUs on the year • 247 Sports Freshman All-American in 2016 			
28	NICCO FERTITTA	JR	S
<ul style="list-style-type: none"> • Played in 27 career games, primarily on special teams • Made 17 tackles last season, including a career-best four against Syracuse • Attended same high school as Alizé Mack 			
29	SAM KOHLER	SR	K
<ul style="list-style-type: none"> • Reserve place kicker yet to see game action • Scored 29 on the ACT as 7th grader (with high score of 36 as junior) 			
29	KEVIN STEPHERSON	SO	WR
<ul style="list-style-type: none"> • Made 2017 debut against Miami (Ohio) • Played in all 12 games as a true freshman in 2016, starting three • Was third on team in both receptions (25) and yards (462) • Five receiving TDs were the second-most by a freshman in school history 			
30	JEREMIAH OWUSU-KORAMOAH	FR	LB
<ul style="list-style-type: none"> • Rated No. 28 safety by ESPN.com • First team Virginia High School League All-State 			
31	TEMITOPE AGORO	SO	CB
<ul style="list-style-type: none"> • Walk-on joined team in fall 2016 			
31	GRANT HAMMAN	SR	WR
<ul style="list-style-type: none"> • Walk-on who's father, Gregg, played for Hayden Fry at Iowa 			

32	D.J. MORGAN	SO	S
<ul style="list-style-type: none"> • One of nine scholarship freshmen who did not see action in 2016 • Was his the No. 23 ranked safety by Rivals in his class 			
33	JOSH ADAMS	JR	RB
<ul style="list-style-type: none"> • Team captain • Ranks second nationally in yards per carry (9.02), 10th in rushing yards (776) and seventh in rushing yards per game (129.3) • Had 12th career 100-yard game at North Carolina. • Has eclipsed 100 yards in five of six games this season. • Went for 234 rush yards against Boston College, becoming part of the first tandem to go for over 200 in one game (along with QB Brandon Wimbush) and was the first Irish player to hit 200 on the ground since Julius Jones in 2003. • At BC, became the 17th player in school history to eclipse 2,000 career rushing yards (currently 14th) • Was the first RB to go for over 150 yards against BC since Sept. 2014 • Owns Notre Dame record for rushing yards by a freshman at 835 and is the only back in school history to go for over 800 rushing yards each of his first two years 			
34	TONY JONES JR.	SO	RB
<ul style="list-style-type: none"> • Reserve RB has 102 yards and 2 TDs on 22 carries this year • 2015 U.S. Army All-American 			
35	DAVID ADAMS	FR	LB
<ul style="list-style-type: none"> • Rated No. 4 inside linebacker by Scout • Named the 2016 PA Football News 6-A Defensive Player of the Year 			
37	ROBERT REGAN	JR	LB
<ul style="list-style-type: none"> • Walk-on linebacker 			
38	DEON MCINTOSH	SO	RB
<ul style="list-style-type: none"> • Had first multi-TD game of career at UNC, earning game ball after going for 124 yards and 2 TDs on 12 carries. Second all-time in scoring and rushing at Cardinal Gibbons • No. 18 running back in class by Rivals 			
38	CHRISTOPHER SCHILLING	SO	S
<ul style="list-style-type: none"> • Did not see action in 2016 			
39	JONATHAN DOERER	FR	K/P
<ul style="list-style-type: none"> • Made collegiate debut, kicking off eight times at Boston College • Registered a touch back on 92% of kickoffs in high school • Rated the No. 6 kicker in his class by Scout 			
39	BRANDON GARCIA	SO	CB/WR
<ul style="list-style-type: none"> • Walk-on was the running back for Stanford Hall, men's interhall football champion in 2016 			

40	DREW WHITE	FR	LB
<ul style="list-style-type: none"> • Rated the No. 17 inside linebacker by ESPN.com • Helped St. Thomas Aquinas to five shutouts during senior season 			
41	KURT HINISH	FR	DL
<ul style="list-style-type: none"> • No. 26 defensive tackle by ESPN.com • Helped Pittsburgh Central Catholic to 14-2 record as a senior 			
42	JULIAN OKWARA	SO	DL
<ul style="list-style-type: none"> • Owns seven tackles and 2.5 TFLs (1.5 sacks) • Had interception at North Carolina • Moved to the U.S. from Nigeria in third grade • Younger brother of former Notre Dame player and current New York Giants DL Romeo Okwawra 			
42	JEFF RINEY	JR	P
<ul style="list-style-type: none"> • Punter made collegiate debut with a punt against Miami (Ohio) 			
43	BRIAN BALL	JR	CB
<ul style="list-style-type: none"> • Class valedictorian at Indianapolis Bishop Chatard yet to play 			
44	JAMIR JONES	SO	LB
<ul style="list-style-type: none"> • Has played in all six games with one tackle • Played in 10 games during rookie campaign in 2016 • Led team with eight kickoff return tackles 			
45	JONATHAN JONES	SO	LB
<ul style="list-style-type: none"> • Has five tackles and a pass break-up on the season • One of nine scholarship freshman to not see the field in 2016 • Second Team AP All-Florida selection in 2015 			
46	MATT BUSHLAND	SO	LS
<ul style="list-style-type: none"> • One of two long snappers on the Irish roster 			
46	JIMMY THOMPSON	JR	LB
<ul style="list-style-type: none"> • Has not seen the field during first two seasons at Notre Dame • Led Hinsdale Central High School with 116 tackles as senior in 2014 			
47	CHRIS BURY	JR	TE
<ul style="list-style-type: none"> • Transfer from Stonehill College (Mass.) joined team as walk-on in spring 2017 • Stonehill offers dual-degree engineer program which allows student to earn a science degree in three years, then transfer to Notre Dame for two years to complete bachelor's in engineering 			
47	KOFI WARDLOW	FR	DL
<ul style="list-style-type: none"> • Has only played football for two years • Had 84 tackles, 28.5 TFLs and 9.5 sacks as a senior in high school 			

48	GREER MARTINI	SR	LB
<ul style="list-style-type: none"> • Third on the team with 39 tackles, including 2.0 TFL and two forced fumbles • Notched first career interception versus Miami (Ohio) • Considered one of the team's best against the option, recorded a career-best 11 tackles against Navy while adding nine versus Army 			
49	JACK HENIGE	FR	TE
<ul style="list-style-type: none"> • All-Illinois performer on 11-2 Fenwick High team • Attended same high school as 1953 Notre Dame Heisman winner John Lattner 			
49	BRANDON HUTSON	JR	LB
<ul style="list-style-type: none"> • Has not seen the field while playing for defensive scout team 			
51	DEVYN SPRUELL	JR	LB
<ul style="list-style-type: none"> • Has not had game action while member of defensive scout team 			
53	KHALID KAREEM	SO	DL
<ul style="list-style-type: none"> • Registered a sack, QB hurry and pass break-up against Miami (Ohio) 			
53	SAM MUSTIPHER	SR	OL
<ul style="list-style-type: none"> • Rimington Award Watch List in 2017 • Has started 18 straight games • Helped Irish rush for over 400 yards in two games, while team ranks fifth nationally in rushing offense 			
54	LINCOLN FEIST	JR	DL
<ul style="list-style-type: none"> • Yet to see action while playing on the scout team 			
54	JOHN SHANNON	SO	LS
<ul style="list-style-type: none"> • Saw first career action against Temple in season opener • Considered the top long snapper in the 2015 recruiting class 			
55	JONATHAN BONNER	SR	DL
<ul style="list-style-type: none"> • Made second career start against Temple in opener, making four tackles • Had first sack of the season against Georgia 			
56	QUENTON NELSON	SR	OL
<ul style="list-style-type: none"> • Team captain • Has started 25 straight games • Helped Irish ground game go for over 400 yards in two games, while team ranks fifth nationally in rushing yards • Outland Trophy Watch List and Preseason All-American (AP & Sports Illustrated) in 2017 			

57	TREVOR RUHLAND	JR	OL
<ul style="list-style-type: none"> • Saw action as a reserve offensive lineman in nine contests in 2016 			
58	ELIJAH TAYLOR	JR	DL
<ul style="list-style-type: none"> • Played in four games last year, making three tackles at USC 			
59	KIER MURPHY	JR	LB
<ul style="list-style-type: none"> • Yet to see action while playing on defensive scout team 			
61	COLIN GRUNHARD	FR	OL
<ul style="list-style-type: none"> • Made 50 consecutive starts at Bishop Miege High School • Father, Tim, played for Irish from 1986-89 and was starting guard for 1988 national championship team before playing center for the Kansas City Chiefs • Twin sister, Cailey, is on the Notre Dame swimming team 			
62	LOGAN PLANTZ	JR	OL
<ul style="list-style-type: none"> • Walk-on transferred to Notre Dame from Holy Cross College in January 2016 • Saw action against Miami (Ohio) 			
63	SAM BUSH	SR	DL
<ul style="list-style-type: none"> • Yet to see game action while playing on the scout team 			
64	RYAN KILANDER	SR	DL
<ul style="list-style-type: none"> • Has not seen the field while playing on the scout team 			
67	JIMMY BYRNE	SR	OL
<ul style="list-style-type: none"> • Saw the field against Miami (Ohio) 			
68	MIKE McGLINCHEY	SR	OL
<ul style="list-style-type: none"> • 22nd two-time captain in Notre Dame history • AP Second Team All-American in 2016 • Outland and Maxwell Trophy Watch Lists in 2017 • Made 32nd consecutive start against North Carolina • Has helped Irish rushing attack go for over 400 yards in two games this season, while team ranks fifth nationally in rushing yards 			
69	AARON BANKS	FR	OL
<ul style="list-style-type: none"> • Early enrollee joined team in January 2017 • Rated No. 9 offensive guard by Scout • Named First Team All-NorCal by MaxPreps 			
70	HUNTER BIVIN	GS	OL
<ul style="list-style-type: none"> • Has appeared in all but one game over the past three seasons as a reserve offensive lineman and special teams player • Won the 2012 Kentucky 3-A state title in shot put 			

71	ALEX BARS	SR	OL
<ul style="list-style-type: none"> • Has started 18 straight games • Paved the way for team's rushing attack to eclipse 400 yards in two of the first three games this season • Helped team rank fifth nationally in rushing offense 			
72	ROBERT HAINSEY	FR	OL
<ul style="list-style-type: none"> • Early enrollee joined Irish program in January 2017 • Has played in all six games, helping Irish rush for over 400 yards in two contests and rank fifth nationally in rushing offense • Rated No. 1 offensive guard by ESPN.com 			
74	LIAM EICHENBERG	SO	OL
<ul style="list-style-type: none"> • One of nine scholarship freshmen to not see the field in 2016 • AP All-Ohio First Team in 2015 and the No. 6 rated offensive tackle according to ESPN.com 			
75	JOSH LUGG	FR	OL
<ul style="list-style-type: none"> • Helped North Allegheny go 9-3 while rushing for 3,303 yards and 50 touchdowns in 2015 • Recorded 18 tackles, four TFL and three sacks while playing both ways 			
76	DILLAN GIBBONS	FR	OL
<ul style="list-style-type: none"> • Was the first commitment of Notre Dame's 2017 freshman class • No. 26 offensive guard according to Scout 			
77	BRANDON TIASSUM	JR	DL
<ul style="list-style-type: none"> • Saw first action against Miami (Ohio) 			
78	TOMMY KRAEMER	SO	OL
<ul style="list-style-type: none"> • Has started all six games this season, helping the Irish rushing game go for over 400 yards in two contests while ranking fifth nationally in rushing yards • Was the first commitment of Notre Dame's 2016 freshman class • 2015 Gatorade Ohio Player of the year, the first offensive lineman to win the award since 2006 • 2015 U.S. Army All-American • Attended Cincinnati Elder, the same school as former Irish TE and Minnesota Viking Kyle Rudolph 			
80	DURHAM SMYTHE	GS	TE
<ul style="list-style-type: none"> • Mackey Award Watch List in 2017 • Projected to make 20th consecutive start versus USC • Has six catches for 110 yards • Father, Roy, won the 1980 Southwest Conference title at Baylor as an offensive lineman 			

81	MILES BOYKIN	JR	WR
<ul style="list-style-type: none"> • Had a 54-yard TD reception against Miami (Ohio) • Played in all 12 games as a sophomore with six catches for 81 yards 			
82	NIC WEISHAR	SR	TE
<ul style="list-style-type: none"> • Wuerffel Trophy Watch List in 2017 • Had first career touchdown catch in win over Temple 			
83	CHASE CLAYPOOL	SO	WR
<ul style="list-style-type: none"> • Eighth Canadian to play football at Notre Dame • Made four catches for 56 yards at Michigan State • Had first career TD reception against Miami (Ohio) 			
84	COLE KMET	FR	TE
<ul style="list-style-type: none"> • Has seen the field in all six games this season • Had a kickoff return and a special teams tackle versus Miami (Ohio) • No. 2 tight end in signing class by Tom Lemming • U.S. Army All-American 			
85	TYLER NEWSOME	SR	P
<ul style="list-style-type: none"> • Ranks 11th in the nation in punting at 45.7 yards per boot • Wuerffel Trophy Watch List and Allstate AFCA Good Works Team Nominee in 2017 • Has been the Irish punter since start of the 2015 season • Owns program record for single-game punt average (52.4 yards per punt against UMass in 2015) 			
85	ARION SHINAVER	SO	WR
<ul style="list-style-type: none"> • Did not see game action as a freshman while on scout team 			
86	ALIZÉ MACK	JR	TE
<ul style="list-style-type: none"> • Had five catches for 43 yards at BC • Leads team with 17 catches for 154 yards • DNP in 2016, but saw action in all 13 games as a freshman in 2015, making 13 catches for 190 yards 			
87	MICHAEL YOUNG	FR	WR
<ul style="list-style-type: none"> • Has played in all six games this season with two receptions • Helped Destrehan to an 11-1 record in 2016, making 34 catches for 507 yards and six touchdowns 			
88	JAVON MCKINLEY	SO	WR
<ul style="list-style-type: none"> • Saw action in six games during freshman season in 2016 • Had the third-most receiving yards in CIF Southern Section history during prep career, totaling 3,752 over four years 			

89	BROCK WRIGHT	FR	TE
<ul style="list-style-type: none"> • Has played in all six games this season • Early enrollee joined program in January 2017 • Rated the No. 1 TE in signing class by Rivals, ESPN & Tom Lemming 			
91	ADETOKUNBO OGUNDEJI	SO	DL
<ul style="list-style-type: none"> • Has seen action in three games this season • Enrolled at Notre Dame as a 17-year-old • Played in just four games as a senior due to injury after making 68 tackles and nine sacks as a junior in 2014 			
92	JONATHON MACCOLLISTER	FR	DL
<ul style="list-style-type: none"> • Helped Bishop Moore to a 25-3 record over the last two years, including a Florida Class 5-A state title in 2015 • Rated the No. 37 defensive end in class by ESPN 			
93	JAY HAYES	SR	DL
<ul style="list-style-type: none"> • Has started all six games with 16 tackles, two PBU & forced fumble • Recorded Notre Dame's first defensive safety since 2003 at UNC 			
94	DARNELL EWELL	FR	DL
<ul style="list-style-type: none"> • Rated the No. 7 offensive guard by Scout • Helped Lake Taylor to an 11-2 record as a senior 			
95	MYRON TAGOVAIOLA-AMOSA	FR	DL
<ul style="list-style-type: none"> • Has six tackles and 1.5 TFL with action in all five games • Had 34 TFLs and 18 sacks as a senior, helping Kapolei to a 10-3 record and earning Honolulu Star-Advertiser All-State honors 			
96	PETE MOKWUAH	SR	DL
<ul style="list-style-type: none"> • Saw the field in four games as a junior 			
97	MICAH DEW-TREADWAY	JR	DL
<ul style="list-style-type: none"> • Made collegiate debut at Boston College • Was one of 10 scholarship freshmen to not play in 2015 before suffering a broken foot that held him out in 2016 • Made 50 tackles, 12 for loss and eight sacks, as a senior at Bolingbrook High School 			
98	ANDREW TRUMBETTI	SR	DL
<ul style="list-style-type: none"> • Has 16 tackles and 3.0 TFLs on the year • Was fourth among defensive linemen in 2016 with 26 tackles 			
99	JERRY TILLERY	JR	DL
<ul style="list-style-type: none"> • Ranks fifth on the team with 22 tackles, including 3.0 sacks • Earned the game ball versus Miami (Ohio) with 1.5 sacks, a QB hurry and a forced fumble • Has played in all but one game during his first two seasons at Notre Dame, starting 19 of those contests • Has 68 career tackles, 7.0 for loss 			

NOTRE DAME

Rushing

Had 500 or more yards:	at Boston College, 2017 (515)
Had 450-499 or more yards:	vs. Massachusetts, 2015 (457)
Had 400-449 or more yards:	vs. Temple, 2017 (422)
Had 300-399 or more yards:	at North Carolina, 2017 (341)
Had 70 or more rushing attempts:	vs. Michigan State, 1991 (76)
Had 60 or more rushing attempts:	vs. Navy, 2007 (63)
Had 50 or more rushing attempts:	at North Carolina, 2017 (57)
Had eight or more rush TDs:	vs. Pittsburgh, 1965 (9)
Had seven rush TDs:	at Boston College, 2017 (7)
Had six rush TDs:	vs. Massachusetts, 2015 (6)
Had five rush TDs:	vs. Temple, 2017 (5)
Had four rush TDs:	vs. Miami (Ohio), 2017 (4)
Had two players with 200 rush yards in a game:	at Boston College, 2017 (Josh Adams 229, Brandon Wimbush 207)
Had three players with 100 rush yards in a game:	vs. Temple, 2017 (Josh Adams 161, DeShone Kizer 124, Brandon Wimbush 106)
Had two players with 100 rush yards in a game:	at North Carolina, 2017 (Deon McIntosh 124, Josh Adams 118)

Passing

Had 500 or more yards:	at USC, 1970 (526)
Had 400-499 yards:	vs. Syracuse, 2016 (471)
Had 300-399 yards:	vs. Duke, 2016 (381)
Had 50 or more pass attempts:	at Florida State, 2014 (52)
Had 40-49 pass attempts:	vs. Georgia, 2017 (40)
Had 30-39 pass attempts:	at North Carolina, 2017 (31)
Had 35-39 pass completions:	at Clemson, 2015 (35)
Had 30-34 pass completions:	at Florida State, 2014 (31)
Had 25-29 pass completions:	vs. Purdue, 2014 (25)
Had six or more passing TDs:	vs. BYU, 2005 (6)
Had five or more passing TDs:	at Texas, 2016 (5)
Had four or more passing TDs:	vs. Syracuse, 2014 (4)
Had three or more passing TDs:	vs. Miami (Ohio), 2017 (3)
Had five or more passes intercepted:	vs. USC, 1967 (7)
Had four or more passes intercepted:	at Arizona State, 2014 (4)
Had three or more passes intercepted:	vs. Boston College, 2015 (3)

Receiving

Had two players with 100 receiving yards in a game:	vs. Boston College, 2015 (Chris Brown - 104, Amir Carlisle - 101)
Had a player with over 150 receiving yards in a game:	vs. Syracuse, 2016 (Equanimeous St. Brown - 182)
Had two players with 10 catches in a game:	vs. BYU, 2005 (Maurice Stovall - 14, Jeff Samardzija - 10)

Combination Offense

Had a 400-yard passer and 100-yard rusher in a game:	vs. Syracuse, 2016 (DeShone Kizer - 471, Josh Adams - 102)
Had a 300-yard passer and 100-yard rusher in a game:	vs. Syracuse, 2016 (DeShone Kizer - 471, Josh Adams - 102)
Had a 400-yard passer and 100-yard receiver in a game:	vs. Syracuse, 2016 (DeShone Kizer - 471, Equanimeous St. Brown - 182)
Had a 300-yard passer and 100-yard receiver in a game:	vs. Syracuse, 2016 (DeShone Kizer - 471, Equanimeous St. Brown - 182)
Had a 400-yard passer, 100-yard rusher and 100-yard receiver in a game:	vs. Syracuse, 2016 (DeShone Kizer - 471, Josh Adams - 102, Equanimeous St. Brown - 182)
Had a 300-yard passer, 100-yard rusher and 100-yard receiver in a game:	vs. Syracuse, 2016 (DeShone Kizer - 471, Josh Adams - 102, Equanimeous St. Brown - 182)
Had a 200-yard passer, 100-yard rusher and 100-yard receiver in a game:	vs. Syracuse, 2016 (DeShone Kizer - 471, Josh Adams - 102, Equanimeous St. Brown - 182)
Had a 400-yard passer and 100-yard rusher in a game:	vs. Syracuse, 2016 (DeShone Kizer - 471, Josh Adams - 102)
Had a 300-yard passer and 100-yard rusher in a game:	vs. Syracuse, 2016 (DeShone Kizer - 471, Josh Adams - 102)
Had a 200-yard passer and 100-yard rusher in a game:	at USC, 2016 (DeShone Kizer - 220, Josh Adams - 180)
Had a 100-yard receiver and 100-yard rusher in a game:	vs. Syracuse, 2016 (Equanimeous St. Brown - 182, Josh Adams - 102)

Total Offense

Had 650 or more yards total offense:	vs. Syracuse, 2016 (654)
Had 600 or more yards total offense:	at Boston College, 2017 (611)
Had 500-599 yards total offense:	vs. Miami (Ohio), 2017 (503)
Had 400-499 yards total offense:	at North Carolina, 2017 (487)
Had 100 or more plays total offense:	vs. Pittsburgh, 2012 (104)
Had 85-99 plays total offense:	at North Carolina, 2017 (88)
Had 75-84 plays total offense:	at Boston College, 2017 (78)

Scoring

Scored 60 or more points:	vs. Massachusetts, 2015 (62)
Scored 50-59 points:	vs. Miami (Ohio), 2017 (52)
Scored 40-49 points:	at Boston College, 2017 (49)
Scored 30-39 points:	at North Carolina, 2017 (33)
Scored a two-point conversion:	at Virginia, 2015
Allowed 60 or more points:	Never
Allowed 50-59 points:	at Texas, 2016 (50)
Allowed 40-49 points:	at USC, 2016 (45)
Allowed 30-39 points:	vs. Syracuse, 2016 (33)
Was held scoreless:	at Boston College, 2008 (17-0)
Was held scoreless at home:	USC, 2007 (38-0)
Was held scoreless on the road:	at Boston College, 2008 (17-0)
Was held without offensive touchdown:	at NC State, 2016 (10-3)
Was held without offensive touchdown on the road:	at NC State, 2016 (10-3)
Was held without offensive touchdown at home:	vs. USC, 2007 (38-0)
Held opponent scoreless:	vs. Michigan, 2014 (31-0)
Held opponent scoreless at home:	vs. Michigan, 2014 (31-0)
Held opponent scoreless on the road:	at Purdue, 1993 (17-0)
Held opponent without offensive touchdown:	at NC State, 2016 (10-3)
Held opponent without offensive touchdown on the road:	at NC State, 2016 (10-3)
Held opponent without offensive touchdown at home:	vs. Texas, 2015 (38-3)
Held opponent scoreless at neutral site:	vs. Maryland (Giants Stadium - East Rutherford, NJ), 2002 (22-0)
Held two or more opponents scoreless in a season:	2002 vs. Maryland (22-0) vs. Rutgers (42-0)
Held three or more opponents scoreless in a season:	1976 vs. Purdue (23-0) at Northwestern (49-0), vs. Oregon (41-0)
Held four or more opponents scoreless in a season:	1966 vs. Army (35-0) vs. North Carolina (32-0), at Oklahoma (38-0), vs. Pittsburgh (40-0) vs. Duke (64-0), at USC (51-0)
Held five or more opponents scoreless in a season:	1966 vs. Army (35-0) vs. North Carolina (32-0), at Oklahoma (38-0), vs. Pittsburgh (40-0) vs. Duke (64-0), at USC (51-0)
Held six or more opponents scoreless in a season:	1966 vs. Army (35-0) vs. North Carolina (32-0), at Oklahoma (38-0), vs. Pittsburgh (40-0) vs. Duke (64-0), at USC (51-0)
Had multiple players with multiple TDs in a game:	at Boston College, 2017 (Brandon Wimbush - 4, Josh Adams - 2)

Turnovers

Did not commit a turnover:	vs. Miami (Ohio), 2017
Committed six or more turnovers:	vs. Navy, 1984 (6)
Committed five turnovers:	vs. Boston College, 2015 (5)
Lost four or more fumbles:	vs. Michigan State, 1999 (4)
Lost three fumbles:	at Clemson, 2015 (3)
Recorded six or more takeaways:	vs. Michigan, 2012 (6)
Recorded five takeaways:	vs. Boston College, 2009 (5)
Returned two or more interceptions for TDs:	vs. Stanford, 2002 (2) (Shane Walton - 18 yards, Courtney Watson - 34 yards)
Returned an interception for a TD:	at Michigan State, 2017 (1) (Julian Love - 59 yards)
Returned a fumble for a TD:	vs. Northwestern, 2012 (1) (Austin Collinsworth - 32 yards)

Defense

Held opponent 50 or fewer rushing yards:	at Florida State, 2014 (50)
Held opponent to 100 or fewer passing yards:	at NC State, 2016 (41)
Held opponent to 101-200 passing yards:	at North Carolina, 2017 (179)
Held opponent to 201-300 yards total offense:	at North Carolina, 2017 (265)
Held opponent to 200 or fewer yards total offense:	at NC State, 2016 (198)
Intercepted five or more passes:	vs. Michigan, 2012 (5)
Intercepted four passes:	vs. Rutgers (Pinstripe Bowl), 2013 (4)
Intercepted three passes:	vs. Michigan, 2014 (3)
Forced five or more fumbles:	vs. Washington, 2004 (5)
Forced four fumbles:	at UCLA, 2007 (4)
Forced three fumbles:	at NC State, 2016 (3)
Scored a safety:	at North Carolina, 2017
Recorded nine or more sacks:	vs. Rutgers, 1996 (9)
Recorded eight sacks:	vs. Hawai'i (Hawai'i Bowl), 2008 (8)
Recorded seven sacks:	at Stanford, 2005 (7)
Recorded six sacks:	vs. Arizona State, 2013 (6)
Recorded five sacks:	at Boston College, 2012 (5)
Held opponent to 10 or fewer first downs:	vs. Texas, 2015 (8)

Special Teams

Returned a punt for a TD:	vs. Massachusetts, 2015 (C.J. Sanders, 50 yards)
Returned a blocked punt for a TD:	vs. USC, 2015 (Amir Carlisle, 5 yards)
Returned a kickoff for a TD:	vs. Syracuse, 2016 (C.J. Sanders, 93 yards)
Returned a blocked FG for a TD:	at Air Force, 2006 (Terrail Lambert, 76 yards)
Blocked a punt:	vs. USC, 2015 (Equineameous St. Brown)
Punted 10 or more times:	USC, 2007 (10)
Did not punt:	vs. Navy, 2013
Blocked a field goal:	vs. LSU (Music City Bowl), 2014 (Isaac Rochell)
Had a field goal blocked:	at Texas, 2016
Blocked a PAT kick:	vs. Syracuse, 2016 (Jarron Jones)
Scored on a blocked PAT attempt:	vs. Syracuse, 2016 (Cole Luke)
Missed a kicking PAT:	vs. Nevada, 2016
Had a kicking PAT blocked:	vs. Northwestern, 2014
Opponent scored on a blocked PAT attempt:	vs. Northwestern, 2014
Had a punt blocked:	at NC State, 2016

Miscellaneous

Had 30 or more first downs:	vs. Massachusetts, 2015 (30)
Had 25-29 first downs:	at North Carolina, 2017 (27)
Had 20-24 first downs:	vs. Miami (Ohio), 2017 (21)
Was not penalized:	at LSU, 1997
Had 10 or more penalties:	at North Carolina, 2017 (10)
Had 120 or more yards in penalties:	at Rutgers, 2000 (120)
Had 40 minutes or more of possession time:	vs. Washington State, 2009 (40:54)
Had 35-40 minutes of possession time:	at North Carolina, 2017 (36:32)
Was involved in a tie game:	at USC, 1994 (17-17)
Was involved in an overtime game:	at Texas, 2016 (47-50)
Was involved in a double overtime game:	at Texas, 2016 (47-50)
Was involved in a triple overtime game:	vs. Pittsburgh, 2012 (29-26)
Was involved in a quadruple overtime game:	vs. Pittsburgh, 2008 (33-36)

A NOTRE DAME PLAYER

Rushing

Rushed for 250-299 yards:	Julius Jones at Pittsburgh, 2003 (262)
Rushed for 200-249 yards:	Josh Adams at Boston College, 2017 (229) Brandon Wimbush at Boston College, 2017 (207)
Rushed for 175-199 yards:	Josh Adams at USC, 2016 (180)
Rushed for 150-174 yards:	Josh Adams vs. Miami (Ohio), 2017 (159)
Rushed for 125-149 yards:	DeShone Kizer at Stanford, 2015 (128)
Rushed for 100-124 yards:	Deon McIntosh at North Carolina, 2017 (124) Josh Adams at North Carolina, 2017 (118)
Quarterback rushed for 200 or more yards:	Brandon Wimbush at Boston College, 2017 (207)
Quarterback rushed for 100-199 or more yards:	Brandon Wimbush vs. Temple, 2017 (106)
Rushed 40 or more times:	Allen Pinkett at LSU, 1984 (40)
Rushed 35-39 times:	Julius Jones vs. BYU, 2003 (35)
Rushed 30-34 times:	James Aldridge vs. Navy, 2007 (32)
Rushed 25-29 times:	Cierre Wood vs. Boston College, 2011 (26)
Rushed for four or more TDs:	Brandon Wimbush at Boston College, 2017 (4)
Rushed for three TDs:	C.J. Prosise vs. Navy, 2015 (3)
Rushed for two TDs:	Deon McIntosh at North Carolina, 2017 (2)
Had a run of 90 yards or more:	Josh Adams vs. Wake Forest, 2015 (98)
Had a run of 80-89 yards:	Robert Farmer vs. Boston College, 1996 (91)
Had a run of 70-79 yards:	Josh Adams at North Carolina, 2017 (73)
Had a run of 60-69 yards:	Josh Adams at Boston College, 2017 (65) Brandon Wimbush at Boston College, 2017 (65) Josh Adams at Boston College, 2017 (64)
Had a run of 50-59 yards:	Josh Adams vs. Miami (Ohio), 2017 (59)

Passing

Passed for 500 or more yards:	Joe Theismann at USC, 1970 (526)
Passed for 400-499 yards:	DeShone Kizer vs. Syracuse, 2016 (471)
Passed for 300-399 yards:	DeShone Kizer vs. Duke, 2016 (381)
Attempted 50 or more passes:	Everett Golson at Florida State, 2014 (52)
Attempted 40-49 passes:	Brandon Wimbush vs. Georgia, 2017 (40)
Attempted 30-39 passes:	Ian Book at North Carolina, 2017 (31)
Completed 30 or more passes:	Everett Golson at Florida State, 2014 (31)
Completed 20-29 passes:	Brandon Wimbush vs. Georgia, 2017 (20)
Threw six TDs:	Brady Quinn vs. BYU, 2005 (6)
Threw five or more TDs:	DeShone Kizer at Texas, 2016 (5)
Threw four or more TDs:	Everett Golson vs. Syracuse, 2014 (4)
Threw three or more TDs:	Brandon Wimbush vs. Miami (Ohio), 2017 (3)
Threw five or more interceptions:	Terry Hanratty vs. USC, 1967 (5)
Threw four interceptions:	Everett Golson at Arizona State, 2014 (4)
Threw three interceptions:	Tommy Rees vs. Boston College, 2015 (3)
Completed a pass of 90 yards or more:	Dayne Crist vs. Michigan, 2010 (95)
Completed a pass of 80-89 yards:	DeShone Kizer vs. Ohio State (Fiesta Bowl), 2015 (81)
Completed a pass of 70-79 yards:	DeShone Kizer vs. Syracuse, 2016 (79)
Completed a pass of 60-69 yards:	DeShone Kizer vs. Syracuse, 2016 (67)
Completed a pass of 50-59 yards:	Brandon Wimbush vs. Miami (Ohio), 2017 (54)

Receiving

Caught 15 or more passes:	Never
Caught 10-14 passes:	Michael Floyd vs. Boston College, 2011 (10)
Caught seven to nine passes:	Amir Carlisle vs. Boston College, 2015 (7)
Had 200 or more yards receiving:	Golden Tate at Stanford, 2009 (201)
Had 175-199 yards receiving:	Equanimeous St. Brown vs. Syracuse, 2016 (182)
Had 150-174 yards receiving:	Will Fuller at Pittsburgh, 2015 (152)
Had 100-149 yards receiving:	Equanimeous St. Brown vs. Duke, 2016 (116)
Caught four or more TDs:	Maurice Stovall vs. BYU, 2005 (4)
Caught three TDs:	Will Fuller at Pittsburgh, 2015 (3)
Caught two TDs:	Equanimeous St. Brown vs. Syracuse, 2016 (2)

Total Offense

Had 500 or more yards total offense:	Joe Theismann at USC, 1970 (512)
Had 400-499 yards total offense:	DeShone Kizer vs. Syracuse, 2016 (472)

Had 100 yards both passing and rushing:

Brandon Wimbush vs. Temple, 2017 (184 passing, 106 rushing)

Scoring

Accounted for six or more touchdowns:	DeShone Kizer at Texas, 2016 (1 rushing, 5 passing)
Accounted for five touchdowns:	Everett Golson vs. Rice, 2014 (3 rushing, 2 passing)
Accounted for four touchdowns:	Brandon Wimbush vs. Miami (Ohio), 2017 (3 passing, 1 rushing)
Accounted for three touchdowns:	Brandon Wimbush vs. Temple, 2017 (1 rushing, 2 passing)

Defense

Intercepted three or more passes:	Harrison Smith vs. Miami (Fla.), 2010 (3)
Intercepted two passes:	Shaun Crawford at Boston College, 2017 (2)
Recovered three or more fumbles:	Never
Forced two fumbles:	Maurice Crum, Jr. at UCLA, 2007 (2)
Recovered two fumbles:	Brian Smith vs. Michigan, 2008 (2)
Recorded 20 or more tackles:	Manti Te'o vs. Stanford, 2010 (21)
Recorded 15-20 tackles:	Dan Fox at Stanford, 2013 (15)
Recorded 10-14 tackles:	Te'Von Coney at Boston College, 2017 (13) Nyles Morgan at Boston College, 2017 (10)
Recorded 4.0 or more sacks:	Victor Abiamiri at Stanford, 2005 (4.0)
Recorded 3.0-3.5 sacks:	Romeo Okwara vs. Wake Forest, 2015 (3.0)
Recorded 2.0-2.5 sacks:	Greer Martini vs. Stanford, 2016 (2.0)

Special Teams

Scored 17 or more points kicking:	Kyle Brindza vs. Rutgers (Pinstripe Bowl), 2013 (17)
Scored 15-16 points kicking:	Kyle Brindza at USC, 2012 (16)
Scored 10-14 points kicking:	Justin Yoon vs. Miami (Ohio), 2017 (10)
Kicked five or more field goals:	Kyle Brindza vs. Rutgers (Pinstripe Bowl), 2013 (5)
Kicked four field goals:	Justin Yoon vs. Georgia, 2017 (4)
Kicked two field goals of 50 or more yards:	Never
Kicked a field goal of 50 or more yards:	Justin Yoon vs. Navy, 2015 (52)
Kicked a punt 70 or more yards:	Tyler Newsome vs. Michigan State, 2016 (71)
Kicked a punt 60-69 yards:	Tyler Newsome at USC, 2016 (62)
Punted 10 or more times:	Geoff Price vs. USC, 2007 (10)
Totaled 175 or more kickoff return yards:	C.J. Sanders at Stanford, 2015 (182)
Totaled 100 or more punt return yards:	Golden Tate at Pittsburgh, 2009 (101)

AN OPPOSING TEAM

Rushing

Had 400 or more yards:	Pittsburgh, 1975 (411)
Had 300-399 yards:	Navy, 2015 (318)
Had 200-299 yards:	at USC, 2016 (207)
Had 50 or more rushing attempts:	at NC State, 2016 (51)
Had five or more rush TDs:	Texas, 2016 (5)
Had four rush TDs:	Ohio State (Fiesta Bowl), 2015 (4)
Had two or more players with 100 rush yards in a game:	BYU, 2013 (Taysom Hill - 101, Paul Lasike - 101)

Passing

Had 400 or more yards:	USC, 2015 (440)
Had 300-399 yards:	Michigan State, 2017 (345)
Had 60 or more pass attempts:	Tennessee, 1990 (60)
Had 50-59 pass attempts:	Michigan State, 2017 (51)
Had 40-49 pass attempts:	North Carolina, 2017 (42)
Had 30 or more pass completions:	Michigan State, 2017 (31)
Had five or more passing TDs:	USC, 2014 (6)
Had four passing TDs:	Stanford, 2015 (4)
Had three passing TDs:	Duke, 2016 (3)

Receiving

Had two players with 100 receiving yards in a game:	USC, 2009 (Anthony McCoy 153, Damien Williams 108)
---	---

Total Offense

Had 600 or more yards total offense:	Ohio State, 2006 Fiesta Bowl (617)
Had 500-599 yards total offense:	Michigan State, 2016 (501)
Had 400-499 yards total offense:	at Michigan State, 2017 (496)
Had 90 or more plays:	USC, 2014 (93)
Had 80-89 plays:	at Michigan State, 2017 (85)
Had 75-79 plays:	Michigan State, 2016 (78)

Scoring

Scored 60 or more points:	Never
Scored 50-59 points:	Texas, 2016 (50)
Scored 40-49 points:	Ohio State (Fiesta Bowl), 2015 (44)
Scored 30-39 points:	Syracuse, 2016 (33)
Scored a two-point conversion:	Georgia Tech, 2015

Turnovers

Did not commit a turnover:	Stanford, 2015
Had three or more fumbles lost:	Navy, 2012 (3)
Intercepted five or more passes:	USC, 1967 (7)
Intercepted four passes:	Arizona State, 2014 (4)
Intercepted three passes:	Boston College, 2015
Returned an interception for a TD:	at USC, 2016 (Ajene Harris - 33 yards)
Returned a fumble for a TD:	Pittsburgh, 2015 (Ejuan Price - 32 yards)

Defense

Held ND to 10 or fewer first downs:	at NC State, 2016 (10)
Scored a safety:	Stanford, 2016
Held ND to 50 or fewer rushing yards:	Arizona State, 2014 (41)
Held ND to 101-200 passing yards:	at North Carolina, 2017 (146)
Held ND to 100 or fewer passing yards:	at Boston College, 2017 (96)
Held ND to 201-300 yards total offense:	vs. Georgia, 2017 (265)
Held ND to 200 or fewer yards total offense:	at NC State, 2016 (113)

Special Teams

Returned a punt for a TD:	at USC, 2016 (Adore Jackson - 55 yards)
Returned a blocked punt for a TD:	Michigan State, 2004 (Jerramy Scott - 0 yards)
Returned a kickoff for a TD:	at USC, 2016 (Adore Jackson - 97 yards)
Returns a punt for TD and kickoff for TD in same game:	at USC, 2016 (Adore Jackson - 55 yd PR; 97 yd TD)
Punted 10 or more times:	Boston College, 2010 (11)
Did not punt:	Miami (Fla.), 1985
Missed a kicking PAT:	Massachusetts, 2015

Miscellaneous

Had 30 or more first downs:	USC, 2014 (35)
Had 20-29 first downs:	at Michigan State, 2017 (26)
Had 10 or more penalties:	Georgia, 2017 (12)
Had 100 or more yards in penalties:	Georgia, 2017 (127)
Had 35 minutes or more of possession time:	Miami (Ohio), 2017 (35:33)
Had one 100-yard receiver and one 100-yard rusher:	Texas, 2016 (Jela Duncan, 121 rushing; Anthony Nash, 123 receiving)

AN OPPOSING PLAYER

Rushing

Rushed for 300 or more yards:	Tony Dorsett, Pittsburgh, 1975 (303)
Rushed for 200-299 yards:	Alexander Teich, Navy, 2010 (210)
Rushed for 150-199 yards:	Tyler Gaffney, Stanford, 2013 (189)

Rushed for 100-149 yards:	Jonathan Hilliman, at Boston College, 2017 (122)
Rushed 40 or more times:	Craig Heyward, Pittsburgh, 1987 (42)
Rushed 30-39 times:	Tyler Gaffney, Stanford, 2013 (33)
Rushed 25-29 times:	Ezekiel Elliott, Ohio State (Fiesta Bowl), 2015 (27)
Rushed for five or more TDs:	Walter Reyes, Syracuse, 2003 (5)
Rushed for four TDs:	Ezekiel Elliott, Ohio State (Fiesta Bowl), 2015 (4)
Rushed for three TDs:	Tyrone Swoopes, Texas, 2016 (3)
Rushed for two TDs:	Gerald Holmes, Michigan State, 2016 (2)
Had a run of 80 yards or more:	Jeff Smith, Boston College, 2015 (80)
Had a run of 70-79 yards:	Gerald Holmes, Michigan State, 2016 (73)
Had a run of 60-69 yards:	Ronald Jones II, USC, 2015 (65)
Had a run of 50-59 yards:	Brian Lewerke, at Michigan State, 2017 (52)

Passing

Passed for 500 or more yards:	Never
Passed for 400-499 yards:	Matt Leinart, USC, 2004 (400)
Passed for 300-399 yards:	Brian Lewerke, at Michigan State, 2017 (340)
Attempted 60 or more passes:	Andy Kelly, Tennessee, 1990 (60)
Attempted 50-59 passes:	Brian Lewerke, at Michigan State, 2017 (51)
Attempted 40-49 passes:	Chazz Surratt, North Carolina, 2017 (42)
Completed 30 or more passes:	Brian Lewerke, at Michigan State, 2017 (31)
Completed 20-29 passes:	Anthony Brown, Boston College, 2017 (24)
Threw six or more TDs:	Cody Kessler, USC, 2014 (6)
Threw five TDs:	Matt Leinart, USC, 2004 (5)
Threw four TDs:	Kevin Hogan, Stanford, 2015 (4)
Threw three TDs:	Daniel Jones, Duke, 2016 (3)
Completed a pass of 90 yards or more:	Kyle Orton, Purdue, 2004 (97)
Completed a pass of 80-89 yards:	Cody Kessler, USC, 2015 (83)
Completed a pass of 70-79 yards:	Eric Dungey, Syracuse, 2016 (72)
Completed a pass of 60-69 yards:	Daniel Jones, Duke, 2016 (64)
Completed a pass of 50-59 yards:	Sam Darnold, at USC, 2016 (52)

Receiving

Caught 15 or more passes:	Jalen Saunders, Oklahoma, 2012 (15)
Caught 10-14 passes:	Canaan Severin, Virginia, 2015 (11)
Caught seven to nine passes:	Charlie Callinan, Boston College, 2017 (7)
Had 200 or more yards receiving:	Selwyn Lymon, Purdue, 2006 (238)
Had 150-199 yards receiving:	Canaan Severin, Virginia, 2015 (153)
Had 100-149 yards receiving:	James Gardner, Miami (Ohio), 2017 (115)
Caught three or more TD passes:	Jeremy Gallon, Michigan, 2013 (3)
Caught two TD passes:	James Gardner, Miami (Ohio), 2017 (2)

Scoring

Accounted for six or more touchdowns:	Cody Kessler, USC, 2014 (6 passing, 0 rushing)
Accounted for five touchdowns:	Eric Dungey, Syracuse, 2016 (2 passing, 3 rushing)
Accounted for four touchdowns:	Kevin Hogan, Stanford, 2015 (4 passing, 0 rushing)
Accounted for three touchdowns:	Adore Jackson, at USC, 2016 (1 receiving, 1 PR, 1 KR)

Defense

Intercepted three or more passes:	Rod Johnson, North Carolina State, 2003 (3)
Intercepted two passes:	Justin Simmons, Boston College, 2015 (2)
Recorded three or more sacks:	Bradley Chubb, NC State, 2016 (3.0)
Recorded two sacks:	Darron Lee, Ohio State (Fiesta Bowl), 2015 (2.0)

Special Teams

Kicked four or more field goals:	Jack Mitchell, Northwestern, 2014 (4)
Kicked a field goal 50 or more yards:	Matt Payne, BYU, 2004 (53)
Kicked a punt of 65 or more yards:	Jared Armstrong, Purdue, 2006 (69)
Totaled 100 or more kick return yards:	Adore Jackson, at USC, 2016 (161)

Team Statistics	ND	OPP
SCORING	240	101
Points Per Game	40.0	16.8
Points Off Turnovers	181	20
FIRST DOWNS	132	114
Rushing	66	41
Passing	46	62
Penalty	20	11
RUSHING YARDAGE	1848	807
Yards gained rushing	1950	960
Yards lost rushing	102	153
Rushing Attempts	268	217
Average Per Rush	6.9	3.7
Average Per Game	308.0	134.5
TDs Rushing	23	1
PASSING YARDAGE	979	1387
Comp-Att-Int	89-171-4	129-237-6
Average Per Pass	5.7	5.9
Average Per Catch	11.0	10.8
Average Per Game	163.2	231.2
TDs Passing	7	10
TOTAL OFFENSE	2827	2194
Total Plays	439	454
Average Per Play	6.4	4.8
Average Per Game	471.2	365.7
KICK RETURNS: #-Yards	14-304	27-638
PUNT RETURNS: #-Yards	13-46	11-87
INT RETURNS: #-Yards	6-106	4-63
KICK RETURN AVERAGE	21.7	23.6
PUNT RETURN AVERAGE	3.5	7.9
INT RETURN AVERAGE	17.7	15.8
FUMBLES-LOST	6-3	10-8
PENALTIES-Yards	38-333	52-495
Average Per Game	55.5	82.5
PUNTS-Yards	32-1436	39-1647
Average Per Punt	44.9	42.2
Net punt average	40.3	39.0
KICKOFFS-Yards	44-2720	25-1514
Average Per Kick	61.8	60.6
Net kick average	38.8	40.4
TIME OF POSSESSION/Game	28:20	31:40
3RD-DOWN Conversions	36/91	36/103
3rd-Down Pct	40%	35%
4TH-DOWN Conversions	7/10	2/9
4th-Down Pct	70%	22%
SACKS BY-Yards	13-81	9-48
MISC YARDS	0	0
TOUCHDOWNS SCORED	31	11
FIELD GOALS-ATTEMPTS	7-10	8-10
ON-SIDE KICKS	0-0	0-1
RED-ZONE SCORES	(24-26) 92%	(15-20) 75%
RED-ZONE TOUCHDOWNS	(21-26) 81%	(7-20) 35%
PAT-ATTEMPTS	(31-31) 100%	(9-9) 100%
ATTENDANCE	232866	175523
Games/Avg Per Game	3/77622	3/58508
Neutral Site Games		0/0

Score by Quarters	1st	2nd	3rd	4th	OT	Total
Notre Dame	73	71	41	55	0	240
Opponents	23	35	16	27	0	101

SEASON

CAREER

Rushing	gp	att	gain	loss	net	avg	td	lg	avg/g	gp	att	gain	loss	net	avg	td	lg	avg/g
ADAMS, Josh	6	86	791	15	776	9.0	5	73	129.3	31	361	2615	71	2544	7.0	16	98	82.1
WIMBUSH, Brandon	5	68	462	60	402	5.9	8	65	80.4	7	75	571	73	498	6.6	9	65	71.1
McINTOSH, Deon	4	40	239	9	230	5.8	4	35	57.5	4	40	239	9	230	5.8	4	35	57.5
WILLIAMS, Dexter	4	20	215	1	214	10.7	4	66	53.5	23	80	511	16	495	6.2	8	66	21.5
JONES JR, Tony	5	22	104	2	102	4.6	2	32	20.4	5	22	104	2	102	4.6	2	32	20.4
BOOK, Ian	5	17	88	3	85	5.0	0	26	17.0	5	17	88	3	85	5.0	0	26	17.0
HOLMES, C.J.	2	8	33	1	32	4.0	0	10	16.0	2	8	33	1	32	4.0	0	10	16.0
YOUNG, Michael	6	1	6	0	6	6.0	0	6	1.0	6	1	6	0	6	6.0	0	6	1.0
SMITH, Cam	5	2	12	7	5	2.5	0	12	1.0	5	2	12	7	5	2.5	0	12	1.0
SANDERS, C.J.	6	1	0	0	0	0.0	0	0	0.0	31	5	22	0	22	4.4	0	12	0.7
TEAM	2	2	0	2	-2	-1.0	0	0	-1.0									
CLAYPOOL, Chase	6	1	0	2	-2	-2.0	0	0	-0.3	18	2	9	2	7	3.5	0	9	0.4
Total	6	268	1950	102	1848	6.9	23	73	308.0									
Opponents	6	217	960	153	807	3.7	1	52	134.5									

Passing	gp	effic	comp-att-int	pct	yds	td	lg	avg/g	gp	effic	comp-att-int	pct	yds	td	lg	avg/g
WIMBUSH, Brandon	5	114.01	69-132-2	52.3	782	6	54	156.4	7	113.08	72-137-2	52.6	799	6	54	114.1
BOOK, Ian	5	91.92	20-39-2	51.3	197	1	48	39.4	5	91.92	20-39-2	51.3	197	1	48	39.4
Total	6	108.97	89-171-4	52.0	979	7	54	163.2								
Opponents	6	112.45	129-237-6	54.4	1387	10	34	231.2								

Receiving	gp	no.	yds	avg	td	lg	avg/g	gp	no.	yds	avg	td	lg	avg/g
MACK, Alize	6	17	154	9.1	0	32	25.7	19	30	344	11.5	0	45	18.1
ST. BROWN, E.	6	15	211	14.1	2	40	35.2	25	74	1180	15.9	11	79	47.2
CLAYPOOL, Chase	6	12	144	12.0	1	27	24.0	18	17	225	13.2	1	33	12.5
ADAMS, Josh	6	9	84	9.3	0	32	14.0	31	37	319	8.6	2	44	10.3
SMITH, Cam	5	8	60	7.5	1	29	12.0	5	8	60	7.5	1	29	12.0
SMYTHE, Durham	6	6	110	18.3	0	33	18.3	34	19	247	13.0	5	33	7.3
FINKE, Chris	6	4	84	21.0	0	48	14.0	16	14	206	14.7	2	48	12.9
BOYKIN, Miles	5	4	84	21.0	1	54	16.8	17	10	165	16.5	2	54	9.7
WEISHAR, Nic	6	3	20	6.7	1	12	3.3	30	9	86	9.6	1	18	2.9
JONES JR, Tony	5	3	9	3.0	0	8	1.8	5	3	9	3.0	0	8	1.8
YOUNG, Michael	6	2	10	5.0	0	6	1.7	6	2	10	5.0	0	6	1.7
McINTOSH, Deon	4	2	-3	-1.5	0	2	-0.8	4	2	-3	-1.5	0	2	-0.8
WILLIAMS, Dexter	4	1	8	8.0	1	8	2.0	23	5	24	4.8	1	8	1.0
CANTEEN, Freddy	3	1	7	7.0	0	7	2.3	3	1	7	7.0	0	7	2.3
SANDERS, C.J.	6	1	0	0.0	0	0	0.0	31	26	293	11.3	2	34	9.5
STEPHERSON, Kevin	2	1	-3	-3.0	0	0	-1.5	14	26	459	17.7	5	54	32.8
Total	6	89	979	11.0	7	54	163.2							
Opponents	6	129	1387	10.8	10	34	231.2							

Total Offense	g	plays	rush	pass	total	avg/g	g	plays	rush	pass	total	avg/g
WIMBUSH, Brandon	5	200	402	782	1184	236.8	7	212	498	799	1297	185.3
ADAMS, Josh	6	86	776	0	776	129.3	31	361	2544	0	2544	82.1
BOOK, Ian	5	56	85	197	282	56.4	5	56	85	197	282	56.4
McINTOSH, Deon	4	40	230	0	230	57.5	4	40	230	0	230	57.5
WILLIAMS, Dexter	4	20	214	0	214	53.5	23	80	495	0	495	21.5
JONES JR, Tony	5	22	102	0	102	20.4	5	22	102	0	102	20.4
HOLMES, C.J.	2	8	32	0	32	16.0	2	8	32	0	32	16.0
YOUNG, Michael	6	1	6	0	6	1.0	6	1	6	0	6	1.0
SMITH, Cam	5	2	5	0	5	1.0	5	2	5	0	5	1.0
TEAM	2	2	-2	0	-2	-1.0						
CLAYPOOL, Chase	6	1	-2	0	-2	-0.3	18	2	7	0	7	0.4
Total	6	439	1848	979	2827	471.2						
Opponents	6	454	807	1387	2194	365.7						

Scoring	SEASON						CAREER												
	td	fg	PAT				dxp	saf	pts	td	fg	PAT				dxp	saf	pts	
			kick	rush	rcv	pass						kick	rush	rcv	pass				
YOON, Justin	-	7-10	31-31	-	-	-	-	-	52	-	35-44	125-129	-	-	-	-	-	-	230
WIMBUSH, Brandon	8	-	-	-	-	-	-	-	48	9	-	-	-	-	-	-	-	-	54
ADAMS, Josh	5	-	-	-	-	-	-	-	30	18	-	-	-	-	-	-	-	-	108
WILLIAMS, Dexter	5	-	-	-	-	-	-	-	30	9	-	-	0-1	-	-	-	-	-	54
McINTOSH, Deon	4	-	-	-	-	-	-	-	24	4	-	-	-	-	-	-	-	-	24
ST. BROWN, E.	2	-	-	-	-	-	-	-	12	11	-	-	-	-	-	-	-	-	66
JONES JR, Tony	2	-	-	-	-	-	-	-	12	2	-	-	-	-	-	-	-	-	12
LOVE, Julian	1	-	-	-	-	-	-	-	6	1	-	-	-	-	-	-	-	-	6
SMITH, Cam	1	-	-	-	-	-	-	-	6	1	-	-	-	-	-	-	-	-	6
WEISHAR, Nic	1	-	-	-	-	-	-	-	6	1	-	-	-	-	-	-	-	-	6
BOYKIN, Miles	1	-	-	-	-	-	-	-	6	2	-	-	-	-	-	-	-	-	12
CLAYPOOL, Chase	1	-	-	-	-	-	-	-	6	1	-	-	-	-	-	-	-	-	6
HAYES, Jay	-	-	-	-	-	-	-	1	2	-	-	-	-	-	-	-	1	2	
Total	31	7-10	31-31	-	-	-	-	-	1	240									
Opponents	11	8-10	9-9	-	1	1-2	-	-	101										

Punt Returns	no.	yds	avg	td	lg	no.	yds	avg	td	lg
FINKE, Chris	13	46	3.5	0	23	22	116	5.3	0	23
Total	13	46	3.5	0	23					
Opponents	11	87	7.9	0	28					

Kick Returns	no.	yds	avg	td	lg	no.	yds	avg	td	lg
SANDERS, C.J.	12	275	22.9	0	38	69	1640	23.8	3	93
YOUNG, Michael	1	18	18.0	0	18	1	18	18.0	0	18
KMET, Cole	1	11	11.0	0	11	1	11	11.0	0	11
Total	14	304	21.7	0	38					
Opponents	27	638	23.6	0	38					

Interceptions	no.	yds	avg	td	lg	no.	yds	avg	td	lg
CRAWFORD, Shaun	2	0	0.0	0	0	3	22	7.3	0	22
MARTINI, Greer	1	42	42.0	0	42	1	42	42.0	0	42
OKWARA, Julian	1	5	5.0	0	5	1	5	5.0	0	5
TRANQUILL, Drue	1	0	0.0	0	0	3	-2	-0.7	0	0
LOVE, Julian	1	59	59.0	1	59	2	61	30.5	1	59
Total	6	106	17.7	1	59					
Opponents	4	63	15.8	0	43					

Fumble Returns	no.	yds	avg	td	lg	no.	yds	avg	td	lg
TRANQUILL, Drue	1	15	15.0	0	15	2	20	10.0	0	15
KAREEM, Khalid	1	16	16.0	0	16	1	16	16.0	0	16
Total	2	31	15.5	0	16					
Opponents	0	0	0.0	0	0					

All Purpose	SEASON								CAREER							
	g	rush	rcv	pr	kr	ir	total	avg/g	g	rush	rcv	pr	kr	ir	total	avg/g
ADAMS, Josh	6	776	84	0	0	0	860	143.3	31	2544	319	0	0	0	2863	92.4
WIMBUSH, Bran	5	402	0	0	0	0	402	80.4	7	498	0	0	0	0	498	71.1
SANDERS, C.J.	6	0	0	0	275	0	275	45.8	31	22	293	307	1640	0	2262	73.0
McINTOSH, Deo	4	230	-3	0	0	0	227	56.8	4	230	-3	0	0	0	227	56.8
WILLIAMS, Dext	4	214	8	0	0	0	222	55.5	23	495	24	0	87	0	606	26.3
ST. BROWN, E.	6	0	211	0	0	0	211	35.2	25	0	1180	18	0	0	1198	47.9
MACK, Alize	6	0	154	0	0	0	154	25.7	19	0	344	0	0	0	344	18.1
CLAYPOOL, Cha	6	-2	144	0	0	0	142	23.7	18	7	225	0	0	0	232	12.9
FINKE, Chris	6	0	84	46	0	0	130	21.7	16	0	206	116	85	0	407	25.4
JONES JR, Tony	5	102	9	0	0	0	111	22.2	5	102	9	0	0	0	111	22.2
SMYTHE, Durha	6	0	110	0	0	0	110	18.3	34	0	247	0	0	0	247	7.3
BOOK, Ian	5	85	0	0	0	0	85	17.0	5	85	0	0	0	0	85	17.0
BOYKIN, Miles	5	0	84	0	0	0	84	16.8	17	0	165	-2	0	0	163	9.6
SMITH, Cam	5	5	60	0	0	0	65	13.0	5	5	60	0	0	0	65	13.0
LOVE, Julian	6	0	0	0	0	59	59	9.8	18	0	0	0	0	61	61	3.4
MARTINI, Greer	6	0	0	0	0	42	42	7.0	44	0	0	0	0	42	42	1.0
YOUNG, Michael	6	6	10	0	18	0	34	5.7	6	6	10	0	18	0	34	5.7
HOLMES, C.J.	2	32	0	0	0	0	32	16.0	2	32	0	0	0	0	32	16.0
WEISHAR, Nic	6	0	20	0	0	0	20	3.3	30	0	86	0	0	0	86	2.9
KMET, Cole	6	0	0	0	11	0	11	1.8	6	0	0	0	11	0	11	1.8
CANTEEN, Fred	3	0	7	0	0	0	7	2.3	3	0	7	0	0	0	7	2.3
OKWARA, Julian	6	0	0	0	0	5	5	0.8	17	0	0	0	0	5	5	0.3
TEAM	2	-2	0	0	0	0	-2	-1.0								
STEPHERSON,	2	0	-3	0	0	0	-3	-1.5	14	0	459	0	0	0	459	32.8
Total	6	1848	979	46	304	106	3283	547.2								
Opponents	6	807	1387	87	638	63	2982	497.0								

Field Goals	att	good	long	blkd	att	good	long	blkd
YOON, Justin	10	7	46	0	44	35	52	1
Total	10	7	46	0				
Opponents	10	8	41	0				

Punting	no.	yds	avg	lg	blk	no.	yds	avg	lg	blk
NEWSOME, Tyler	31	1416	45.7	59	0	140	6209	44.3	71	2
RINEY, Jeff	1	20	20.0	20	0	1	20	20.0	20	0
Total	32	1436	44.9	59	0					
Opponents	39	1647	42.2	60	0					

Kickoffs	no.	yds	avg	tb	ob	no.	yds	avg	tb	ob
YOON, Justin	36	2255	62.6	13	1	91	5660	62.2	37	2
DOERER, Jonathan	8	465	58.1	2	1	8	465	58.1	2	1
Total	44	2720	61.8	15	2					
Opponents	25	1514	60.6	8	1					

#	Defensive Leaders	SEASON										CAREER											
		gp	ua	a	total	tfl	sack	int	pbu	fr	ff	blk	gp	ua	a	total	tfl	sack	int	pbu	fr	ff	blk
5	MORGAN, Nyles	6	16	28	44	4.5	1.0	.	.	.	1	.	43	97	105	202	14.0	5.5	.	4	1	2	.
4	CONEY, Te'von	6	19	23	42	2.5	1.0	30	58	59	117	4.5	1.0
48	MARTINI, Greer	6	21	18	39	2.0	.	1	.	.	2	.	44	86	69	155	13.5	5.0	1	1	.	2	.
23	TRANQUILL, Drue	6	17	17	34	4.5	1.0	1	1	2	1	.	32	91	64	155	10.0	1.5	3	5	3	1	1
27	LOVE, Julian	6	17	10	27	0.0	.	1	8	.	.	.	18	49	23	72	2.0	.	2	11	1	1	.
99	TILLERY, Jerry	6	11	16	27	4.5	3.0	.	.	.	1	.	30	37	39	76	9.5	4.0	.	.	.	1	.
24	COLEMAN, Nick	6	14	7	21	0.0	.	.	1	.	.	.	30	29	14	43	1.0	.	.	4	.	.	.
21	ELLIOTT, Jalen	6	12	8	20	0.0	.	.	1	.	.	.	18	19	15	34	0.0	.	.	1	.	.	.
7A	WATKINS, Nick	6	14	5	19	0.0	.	.	5	.	.	.	29	19	8	27	0.0	.	.	6	.	.	.
93	HAYES, Jay	6	7	9	16	1.5	.	.	2	1	.	.	19	10	18	28	2.0	.	.	2	1	.	.
98	TRUMBETTI, Andrew	6	8	8	16	3.0	42	44	35	79	11.5	2.0	1
55	BONNER, Jonathan	6	7	9	16	1.5	1.0	28	11	19	30	2.5	2.0	.	.	.	2	.
20	CRAWFORD, Shaun	6	8	6	14	1.5	1.5	2	3	2	1	.	8	13	7	20	1.5	1.5	3	3	2	1	.
9	HAYES, Daelin	6	7	7	14	3.5	2.0	.	1	2	.	.	18	12	13	25	3.5	2.0	.	2	2	1	.
14	STUDSTILL, Devin	5	4	8	12	0.0	17	32	18	50	1.0	.	1	.	.	1	.
22	BILAL, Asmar	6	8	4	12	0.0	18	20	21	41	3.0	1.0
13	GENMARK-HEATH, J.	6	4	5	9	0.0	6	4	5	9	0.0
42	OKWARA, Julian	6	5	2	7	2.5	1.5	1	.	.	1	.	17	7	4	11	2.5	1.5	1	.	.	1	.
5A	KAREEM, Khalid	6	4	2	6	2.0	1.0	.	1	1	.	.	10	4	2	6	2.0	1.0	.	1	1	.	.
95	TAGOVAILOA-AMOS	6	3	3	6	1.5	6	3	3	6	1.5
8	VAUGHN, Donte	5	4	1	5	0.0	15	17	10	27	0.0	.	1	6	.	.	.
17	ROBERTSON, Isaiah	6	2	3	5	0.0	6	2	3	5	0.0
45	JONES, Jonathan	6	4	1	5	0.0	.	.	1	.	.	.	6	4	1	5	0.0	.	.	1	.	.	.
34	JONES JR, Tony	5	3	2	5	0.0	5	3	2	5	0.0
18	PRIDE JR, Troy	5	3	.	3	0.0	13	13	2	15	0.0	.	.	.	1	.	.
28	FERTITTA, Nicco	4	3	.	3	0.0	27	12	9	21	0.5	.	.	2	.	1	.
19	YOON, Justin	6	2	1	3	0.0	31	3	1	4	0.0
32	MORGAN, D.J.	2	2	.	2	0.0	2	2	.	2	0.0
41	HINISH, Kurt	6	.	2	2	0.0	6	.	2	2	0.0
37	REGAN, Robert	4	1	1	2	0.0	4	1	1	2	0.0
77	TIASSUM, Brandon	3	1	1	2	0.0	3	1	1	2	0.0
2	WILLIAMS, Dexter	4	1	1	2	0.0	23	3	3	6	0.0
68	McGLINCHEY, Mike	6	1	.	1	0.0	44	1	.	1	0.0	1
	TM TEAM	2	1	.	1	0.0											
16	HOLMES, C.J.	2	.	1	1	0.0	2	.	1	1	0.0
44	JONES, Jamir	6	.	1	1	0.0	16	7	2	9	0.0
80	SMYTHE, Durham	6	1	.	1	0.0	34	2	.	2	0.0
83	CLAYPOOL, Chase	6	1	.	1	0.0	18	8	4	12	0.0
72	HAINSEY, Robert	6	1	.	1	0.0	6	1	.	1	0.0
84	KMET, Cole	6	1	.	1	0.0	6	1	.	1	0.0
82	WEISHAR, Nic	6	1	.	1	0.0	30	1	1	2	0.0
	Total	6	239	210	449	35	13	6	24	8	7	.											
	Opponents	6	226	216	442	31	9	4	18	3	3	.											

Date	Opponent	Rushing				Receiving				Passing				Kick Returns				Punt Returns				tot off
		no.	yds	td	lg	no.	yds	td	lg	cmp-att-int	yds	td	lg	no.	yds	td	lg	no.	yds	td	lg	
Sep 02	TEMPLE	44	422	5	66	17	184	2	34	17-30-1	184	2	34	2	48	0	30	1	0	0	0	606
Sep 09	GEORGIA	37	55	1	8	20	210	0	32	20-40-0	210	0	32	4	84	0	36	3	-3	0	1	265
Sep 16	at Boston College	51	515	7	65	11	96	0	33	11-27-1	96	0	33	0	0	0	0	4	5	0	4	611
Sep 23	at Michigan State	40	182	3	32	14	173	1	40	14-20-0	173	1	40	3	83	0	38	1	0	0	0	355
Sep 30	MIAMI (OHIO)	39	333	4	73	10	170	3	54	10-23-0	170	3	54	2	26	0	15	0	0	0	0	503
Oct 07	at North Carolina	57	341	3	73	17	146	1	23	17-31-2	146	1	23	3	63	0	26	4	44	0	23	487
Notre Dame		268	1848	23	73	89	979	7	54	89-171-4	979	7	54	14	304	0	38	13	46	0	23	2827
		217	807	1	52	129	1387	10	34	129-237-6	1387	10	34	27	638	0	38	11	87	0	28	2194

Games played: 6
 Avg per rush: 6.9
 Avg per catch: 11.0
 Pass efficiency: 108.97
 Kick ret avg: 21.7
 Punt ret avg: 3.5
 All purpose avg/game: 547.2
 Total offense avg/gm: 471.2

Date	Opponent	Tackles				Sacks no-yds	Fumble		Pass Defense			blkd kick	PAT Attempts			off			
		ua	a	total	tfl-yds		ff	fr-yds	int-yds	qbh	brup		kick	rush	rcv	saf	t/o	pts	
Sep 02	TEMPLE	44	36	80	11.0-39	3.0-20	1	1-15	0-0	4	3	0	7-7	0	0	0	0	28	49
Sep 09	GEORGIA	40	34	74	6.0-17	2.0-8	0	1-0	1-0	5	2	0	1-1	0	0	0	0	14	19
Sep 16	at Boston College	44	48	92	5.0-12	1.0-6	2	1-0	2-0	3	3	0	7-7	0	0	0	0	42	49
Sep 23	at Michigan State	36	44	80	4.0-16	2.0-12	2	2-0	1-59	5	3	0	5-5	0	0	0	0	63	38
Sep 30	MIAMI (OHIO)	41	26	67	4.0-18	3.0-16	1	1-0	1-42	5	6	0	7-7	0	0	0	0	28	52
Oct 07	at North Carolina	34	22	56	5.0-25	2.0-19	1	2-16	1-5	11	7	0	4-4	0	0	1	6	33	
Notre Dame		239	210	449	35.0-127	13.0-81	7	8-31	6-106	33	24	0	31-31	0	0	1	181	240	
		226	216	442	31.0-98	9.0-48	3	3-0	4-63	28	18	0	9-9	0	1	0	20	101	

Date	Opponent	Punting								Field Goals			Kickoffs					
		no.	yds	avg	long	blkd	tb	fc	50+	i20	md-att	long	blkd	no.	yds	avg	tb	ob
Sep 02	TEMPLE	2	104	52.0	54	0	0	0	2	0	0-2	0	0	8	505	63.1	2	0
Sep 09	GEORGIA	9	424	47.1	59	0	1	3	4	2	4-4	42	0	6	379	63.2	2	0
Sep 16	at Boston College	7	323	46.1	57	0	0	3	4	3	0-0	0	0	8	486	60.8	3	1
Sep 23	at Michigan State	4	153	38.2	56	0	1	2	1	3	1-1	46	0	7	441	63.0	2	1
Sep 30	MIAMI (OHIO)	4	132	33.0	43	0	0	2	0	0	1-2	43	0	9	545	60.6	2	0
Oct 07	at North Carolina	6	300	50.0	57	0	1	0	3	2	1-1	29	0	6	364	60.7	4	0
Notre Dame		32	1436	44.9	59	0	3	10	14	10	7-10	46	0	44	2720	61.8	15	2
		39	1647	42.2	60	0	4	13	9	18	8-10	41	0	25	1514	60.6	8	1

Date	Opponent	Rushing				Receiving				Passing				Kick Returns				Punt Returns				tot off
		no.	yds	td	lg	no.	yds	td	lg	cmp-att-int	yds	td	lg	no.	yds	td	lg	no.	yds	td	lg	
Sep 02	TEMPLE	37	85	0	17	19	245	2	29	19-35-0	245	2	29	6	142	0	30	2	2	0	2	330
Sep 09	GEORGIA	43	185	1	40	16	141	1	31	16-29-1	141	1	31	4	111	0	38	3	21	0	28	326
Sep 16	at Boston College	44	185	0	29	24	215	2	22	24-41-2	215	2	22	4	80	0	30	2	19	0	13	400
Sep 23	at Michigan State	32	151	0	52	32	345	2	25	32-53-1	345	2	25	4	106	0	32	0	0	0	0	496
Sep 30	MIAMI (OHIO)	33	115	0	27	19	262	2	34	19-37-1	262	2	34	7	163	0	34	0	0	0	0	377
Oct 07	at North Carolina	28	86	0	16	19	179	1	25	19-42-1	179	1	25	2	36	0	24	4	45	0	20	265
Opponents		217	807	1	52	129	1387	10	34	129-237-6	1387	10	34	27	638	0	38	11	87	0	28	2194
		268	1848	23	73	89	979	7	54	89-171-4	979	7	54	14	304	0	38	13	46	0	23	2827

Games played: 6
 Avg per rush: 3.7
 Avg per catch: 10.8
 Pass efficiency: 112.45
 Kick ret avg: 23.6
 Punt ret avg: 7.9
 All purpose avg/game: 497.0
 Total offense avg/gm: 365.7

Date	Opponent	Tackles				Sacks	Fumble		Pass Defense			blkd kick	PAT Attempts			off				
		ua	a	total	tfl-yds		no-yds	ff	fr-yds	int-yds	qbh		brup	kick	rush	rcv	saf	t/o	pts	
Sep 02	TEMPLE	37	32	69	4.0-12	2.0-7	0	0-0	1-43	6	3	0	1-1	0	0	0	0	0	0	16
Sep 09	GEORGIA	42	34	76	9.0-33	3.0-24	3	2-0	0-0	7	3	0	2-2	0	0	0	0	0	20	
Sep 16	at Boston College	38	40	78	2.0-7	0.0-0	0	1-0	1-18	3	3	0	2-2	0	0	0	0	6	20	
Sep 23	at Michigan State	28	44	72	7.0-18	1.0-5	0	0-0	0-0	3	1	0	1-1	0	1	0	0	18		
Sep 30	MIAMI (OHIO)	32	20	52	4.0-16	2.0-10	0	0-0	0-0	1	3	0	2-2	0	0	0	0	17		
Oct 07	at North Carolina	49	46	95	5.0-12	1.0-2	0	0-0	2-2	8	5	0	1-1	0	0	0	14	10		
Opponents		226	216	442	31.0-98	9.0-48	3	3-0	4-63	28	18	0	9-9	0	1	0	20	101		
		239	210	449	35.0-127	13.0-81	7	8-31	6-106	33	24	0	31-31	0	0	1	181	240		

Date	Opponent	Punting										Field Goals			Kickoffs				
		no.	yds	avg	long	blkd	tb	fc	50+	i20	md-att	long	blkd	no.	yds	avg	tb	ob	
Sep 02	TEMPLE	6	226	37.7	46	0	0	3	0	2	1-2	36	0	4	232	58.0	1	0	
Sep 09	GEORGIA	8	352	44.0	56	0	0	4	1	4	2-3	30	0	5	313	62.6	1	0	
Sep 16	at Boston College	8	307	38.4	51	0	0	3	1	7	2-2	41	0	5	325	65.0	5	0	
Sep 23	at Michigan State	3	147	49.0	57	0	2	0	1	0	1-1	40	0	3	189	63.0	0	0	
Sep 30	MIAMI (OHIO)	5	179	35.8	49	0	1	2	0	2	1-1	38	0	4	185	46.2	0	1	
Oct 07	at North Carolina	9	436	48.4	60	0	1	1	6	3	1-1	34	0	4	270	67.5	1	0	
Opponents		39	1647	42.2	60	0	4	13	9	18	8-10	41	0	25	1514	60.6	8	1	
		32	1436	44.9	59	0	3	10	14	10	7-10	46	0	44	2720	61.8	15	2	

Opponent	Score	First Downs				Pen	Rushing Number-Yards	Passing		Total Offense Plays-Yards	Return Yards	Turn- Overs
		Total	Rush	Pass	Comp-Att-Int			Yards				
TEMPLE	49-16	26 / 18	16 / 4	7 / 13	3 / 1		44-422 / 37-85	17-30-1 / 19-35-0	184 / 245	74-606 / 72-330	63 / 187	1 / 1
GEORGIA	19-20	18 / 16	3 / 9	8 / 3	7 / 4		37-55 / 43-185	20-40-0 / 16-29-1	210 / 141	77-265 / 72-326	81 / 132	2 / 2
Boston College	49-20	19 / 22	14 / 10	5 / 12	0 / 0		51-515 / 44-185	11-27-1 / 24-41-2	96 / 215	78-611 / 85-400	5 / 117	2 / 3
Michigan State	38-18	21 / 26	7 / 6	10 / 17	4 / 3		40-182 / 32-151	14-20-0 / 32-53-1	173 / 345	60-355 / 85-496	142 / 106	0 / 3
MIAMI (OHIO)	52-17	21 / 19	10 / 6	7 / 11	4 / 2		39-333 / 33-115	10-23-0 / 19-37-1	170 / 262	62-503 / 70-377	68 / 163	0 / 2
North Carolina	33-10	27 / 13	16 / 6	9 / 6	2 / 1		57-341 / 28-86	17-31-2 / 19-42-1	146 / 179	88-487 / 70-265	128 / 83	2 / 3
Totals	240-101	132 / 114	66 / 41	46 / 62	20 / 11		268-1848 / 217-807	89-171-4 / 129-237-6	979 / 1387	439-2827 / 454-2194	487 / 788	7 / 14

Opponent	3rd Down		4th Down		Time of Possession		TOP Margin	Avg Yds/Rush	Avg Yds/Pass	Avg Yds/Play	Punting Number-Avg	Penalties Number-Yards	Sacks
	Conversions	Conversions	Conversions	Conversions	Possession	Possession	Margin	Yds/Rush	Yds/Pass	Yds/Play	Number-Avg	Number-Yards	Sacks
TEMPLE	6-13 / 5-17	1-2 / 0-2	26:11 / 33:49	-7:38	9.6 / 2.3	6.1 / 7.0	8.2 / 4.6	2-52.0 / 6-37.7	4-20 / 6-42	3 / 2			
GEORGIA	3-17 / 4-17	1-1 / 0-0	27:18 / 32:42	-5:24	1.5 / 4.3	5.2 / 4.9	3.4 / 4.5	9-47.1 / 8-44.0	8-63 / 12-127	2 / 3			
Boston College	9-18 / 4-17	0-1 / 1-2	29:35 / 30:25	-0:50	10.1 / 4.2	3.6 / 5.2	7.8 / 4.7	7-46.1 / 8-38.4	5-45 / 6-35	1 / 0			
Michigan State	8-14 / 11-19	0-0 / 1-2	25:57 / 34:03	-8:06	4.6 / 4.7	8.6 / 6.5	5.9 / 5.8	4-38.2 / 3-49.0	6-65 / 9-97	2 / 1			
MIAMI (OHIO)	5-13 / 6-15	2-2 / 0-2	24:27 / 35:33	-11:06	8.5 / 3.5	7.4 / 7.1	8.1 / 5.4	4-33.0 / 5-35.8	5-60 / 9-90	3 / 2			
North Carolina	5-16 / 6-18	3-4 / 0-1	36:32 / 23:28	13:04	6.0 / 3.1	4.7 / 4.3	5.5 / 3.8	6-50.0 / 9-48.4	10-80 / 10-104	2 / 1			
Totals	36-91 / 36-103	7-10 / 2-9	170:00 / 190:00	-20:00	6.9 / 3.7	5.7 / 5.9	6.4 / 4.8	32-44.9 / 39-42.2	38-333 / 52-495	13 / 9			

Note: Game totals are displayed in the format TEAM/OPPONENT for each category

NOTRE DAME INDIVIDUAL GAME HIGHS

Rushes	21	WIMBUSH, Brandon at Boston College (Sep 16, 2017)
Yards Rushing	229	ADAMS, Josh at Boston College (Sep 16, 2017)
TD Rushes	4	WIMBUSH, Brandon at Boston College (Sep 16, 2017)
Long Rush	73	ADAMS, Josh vs Miami (Ohio) (Sep 30, 2017)
	73	ADAMS, Josh at North Carolina (Oct 07, 2017)
Pass attempts	40	WIMBUSH, Brandon vs Georgia (Sep 09, 2017)
Pass completions	20	WIMBUSH, Brandon vs Georgia (Sep 09, 2017)
Yards Passing	210	WIMBUSH, Brandon vs Georgia (Sep 09, 2017)
TD Passes	3	WIMBUSH, Brandon vs Miami (Ohio) (Sep 30, 2017)
Long Pass	54	WIMBUSH, Brandon vs Miami (Ohio) (Sep 30, 2017)
Receptions	6	ADAMS, Josh vs Georgia (Sep 09, 2017)
	6	MACK, Alize at North Carolina (Oct 07, 2017)
Yards Receiving	80	ST. BROWN, E. vs Temple (Sep 02, 2017)
TD Receptions	1	ST. BROWN, E. vs Temple (Sep 02, 2017)
	1	WEISHAR, Nic vs Temple (Sep 02, 2017)
	1	WILLIAMS, Dexter at Michigan State (Sep 23, 2017)
	1	ST. BROWN, E. vs Miami (Ohio) (Sep 30, 2017)
	1	CLAYPOOL, Chase vs Miami (Ohio) (Sep 30, 2017)
	1	BOYKIN, Miles vs Miami (Ohio) (Sep 30, 2017)
	1	SMITH, Cam at North Carolina (Oct 07, 2017)
Long Reception	54	BOYKIN, Miles vs Miami (Ohio) (Sep 30, 2017)
Field Goals	4	YOON, Justin vs Georgia (Sep 09, 2017)
Long Field Goal	46	YOON, Justin at Michigan State (Sep 23, 2017)
Punts	9	NEWSOME, Tyler vs Georgia (Sep 09, 2017)
Punting Avg	52.0	NEWSOME, Tyler vs Temple (Sep 02, 2017)
Long Punt	59	NEWSOME, Tyler vs Georgia (Sep 09, 2017)
Punts inside 20	3	NEWSOME, Tyler at Boston College (Sep 16, 2017)
	3	NEWSOME, Tyler at Michigan State (Sep 23, 2017)
Long Punt Return	23	FINKE, Chris at North Carolina (Oct 07, 2017)
Long Kickoff Return	38	SANDERS, C.J. at Michigan State (Sep 23, 2017)
Tackles	13	CONEY, Te'von at Boston College (Sep 16, 2017)
Sacks	1.5	TILLERY, Jerry vs Miami (Ohio) (Sep 30, 2017)
Tackles For Loss	1.5	CONEY, Te'von vs Temple (Sep 02, 2017)
	1.5	TRUMBETTI, Andrew vs Temple (Sep 02, 2017)
	1.5	MORGAN, Nyles vs Georgia (Sep 09, 2017)
	1.5	TRANQUILL, Drue vs Georgia (Sep 09, 2017)
	1.5	BONNER, Jonathan vs Georgia (Sep 09, 2017)
	1.5	TILLERY, Jerry vs Miami (Ohio) (Sep 30, 2017)
Interceptions	2	CRAWFORD, Shaun at Boston College (Sep 16, 2017)

OPPONENT INDIVIDUAL GAME HIGHS

Rushes	22	Hilliman, J. at Boston College (Sep 16, 2017)
Yards Rushing	122	Hilliman, J. at Boston College (Sep 16, 2017)
TD Rushes	1	Sony Michel, vs Georgia (Sep 09, 2017)
Long Rush	52	Lewerke, Brian, at Michigan State (Sep 23, 2017)
Pass attempts	51	Lewerke, Brian, at Michigan State (Sep 23, 2017)
Pass completions	31	Lewerke, Brian, at Michigan State (Sep 23, 2017)
Yards Passing	340	Lewerke, Brian, at Michigan State (Sep 23, 2017)
TD Passes	2	MARCHI, Logan, vs Temple (Sep 02, 2017)
	2	Brown, A. at Boston College (Sep 16, 2017)
	2	Lewerke, Brian, at Michigan State (Sep 23, 2017)
	2	RAGLAND, Gus, vs Miami (Ohio) (Sep 30, 2017)
Long Pass	34	RAGLAND, Gus, vs Miami (Ohio) (Sep 30, 2017)
Receptions	7	Callinan, C. at Boston College (Sep 16, 2017)
Yards Receiving	115	GARDNER, James, vs Miami (Ohio) (Sep 30, 2017)
TD Receptions	2	Callinan, C. at Boston College (Sep 16, 2017)
	2	GARDNER, James, vs Miami (Ohio) (Sep 30, 2017)
Long Reception	34	GARDNER, James, vs Miami (Ohio) (Sep 30, 2017)
Field Goals	2	R. Blankenship, vs Georgia (Sep 09, 2017)
	2	Lichtenberg, C. at Boston College (Sep 16, 2017)
Long Field Goal	41	Lichtenberg, C. at Boston College (Sep 16, 2017)
Punts	8	C. Nizialek, vs Georgia (Sep 09, 2017)
	8	Knoll, M. at Boston College (Sep 16, 2017)
Punting Avg	53.0	Sheldon, T. at North Carolina (Oct 07, 2017)
Long Punt	60	Lent, H. at North Carolina (Oct 07, 2017)
Punts inside 20	7	Knoll, M. at Boston College (Sep 16, 2017)
Long Punt Return	28	Mecole Hardman, vs Georgia (Sep 09, 2017)
Long Kickoff Return	38	Mecole Hardman, vs Georgia (Sep 09, 2017)
Tackles	15	Collins, C. at North Carolina (Oct 07, 2017)
Sacks	1.0	RANDALL, Delvon, vs Temple (Sep 02, 2017)
	1.0	ROCHE, Quincy, vs Temple (Sep 02, 2017)
	1.0	Roquan Smith, vs Georgia (Sep 09, 2017)
	1.0	Lorenzo Carter, vs Georgia (Sep 09, 2017)
	1.0	Davin Bellamy, vs Georgia (Sep 09, 2017)
	1.0	Frey, Chris, at Michigan State (Sep 23, 2017)
	1.0	KOENIG, Brad, vs Miami (Ohio) (Sep 30, 2017)
	1.0	ALLEN, Ikeem, vs Miami (Ohio) (Sep 30, 2017)
	1.0	Carney, M. at North Carolina (Oct 07, 2017)
Tackles For Loss	2.5	Carney, M. at North Carolina (Oct 07, 2017)
Interceptions	2	Dorn, M. at North Carolina (Oct 07, 2017)

NOTRE DAME TEAM GAME HIGHS

Rushes	57	at North Carolina (Oct 07, 2017)
Yards Rushing	515	at Boston College (Sep 16, 2017)
Yards Per Rush	10.1	at Boston College (Sep 16, 2017)
TD Rushes	7	at Boston College (Sep 16, 2017)
Pass attempts	40	vs Georgia (Sep 09, 2017)
Pass completions	20	vs Georgia (Sep 09, 2017)
Yards Passing	210	vs Georgia (Sep 09, 2017)
Yards Per Pass	8.6	at Michigan State (Sep 23, 2017)
TD Passes	3	vs Miami (Ohio) (Sep 30, 2017)
Total Plays	88	at North Carolina (Oct 07, 2017)
Total Offense	611	at Boston College (Sep 16, 2017)
Yards Per Play	8.2	vs Temple (Sep 02, 2017)
Points	52	vs Miami (Ohio) (Sep 30, 2017)
Sacks By	3	vs Temple (Sep 02, 2017)
	3	vs Miami (Ohio) (Sep 30, 2017)
First Downs	27	at North Carolina (Oct 07, 2017)
Penalties	10	at North Carolina (Oct 07, 2017)
Penalty Yards	80	at North Carolina (Oct 07, 2017)
Turnovers	2	vs Georgia (Sep 09, 2017)
	2	at Boston College (Sep 16, 2017)
	2	at North Carolina (Oct 07, 2017)
Interceptions By	2	at Boston College (Sep 16, 2017)
Punts	9	vs Georgia (Sep 09, 2017)
Punting Avg	52.0	vs Temple (Sep 02, 2017)
Long Punt	59	vs Georgia (Sep 09, 2017)
Punts inside 20	3	at Boston College (Sep 16, 2017)
	3	at Michigan State (Sep 23, 2017)
Long Punt Return	23	at North Carolina (Oct 07, 2017)

OPPONENT TEAM GAME HIGHS

Rushes	44	at Boston College (Sep 16, 2017)
Yards Rushing	185	vs Georgia (Sep 09, 2017)
	185	at Boston College (Sep 16, 2017)
Yards Per Rush	4.7	at Michigan State (Sep 23, 2017)
TD Rushes	1	vs Georgia (Sep 09, 2017)
Pass attempts	53	at Michigan State (Sep 23, 2017)
Pass completions	32	at Michigan State (Sep 23, 2017)
Yards Passing	345	at Michigan State (Sep 23, 2017)
Yards Per Pass	7.1	vs Miami (Ohio) (Sep 30, 2017)
TD Passes	2	vs Temple (Sep 02, 2017)
	2	at Boston College (Sep 16, 2017)
	2	at Michigan State (Sep 23, 2017)
	2	vs Miami (Ohio) (Sep 30, 2017)
Total Plays	85	at Boston College (Sep 16, 2017)
	85	at Michigan State (Sep 23, 2017)
Total Offense	496	at Michigan State (Sep 23, 2017)
Yards Per Play	5.8	at Michigan State (Sep 23, 2017)
Points	20	vs Georgia (Sep 09, 2017)
	20	at Boston College (Sep 16, 2017)
Sacks By	3	vs Georgia (Sep 09, 2017)
First Downs	26	at Michigan State (Sep 23, 2017)
Penalties	12	vs Georgia (Sep 09, 2017)
Penalty Yards	127	vs Georgia (Sep 09, 2017)
Turnovers	3	at Boston College (Sep 16, 2017)
	3	at Michigan State (Sep 23, 2017)
	3	at North Carolina (Oct 07, 2017)
Interceptions By	2	at North Carolina (Oct 07, 2017)
Punts	9	at North Carolina (Oct 07, 2017)
Punting Avg	49.0	at Michigan State (Sep 23, 2017)
Long Punt	60	at North Carolina (Oct 07, 2017)
Punts inside 20	7	at Boston College (Sep 16, 2017)
Long Punt Return	28	vs Georgia (Sep 09, 2017)

3rd-Down Conversions

Date	Opponent	Score	Overall	1st Qtr	2nd Qtr	3rd Qtr	4th Qtr	Overtime
Sep 02, 2017	TEMPLE	W 49-16	6-13 46.2	1-2 50.0	2-4 50.0	2-4 50.0	1-3 33.3	
Sep 09, 2017	GEORGIA	L 19-20	3-17 17.6	0-4 0.0	0-4 0.0	1-4 25.0	2-5 40.0	
Sep 16, 2017	at Boston College	W 49-20	9-18 50.0	1-4 25.0	2-5 40.0	4-5 80.0	2-4 50.0	
Sep 23, 2017	at Michigan State	W 38-18	8-14 57.1	1-2 50.0	4-6 66.7	1-2 50.0	2-4 50.0	
Sep 30, 2017	MIAMI (OHIO)	W 52-17	5-13 38.5	2-4 50.0	1-3 33.3	0-2 0.0	2-4 50.0	
Oct 07, 2017	at North Carolina	W 33-10	5-16 31.2	2-6 33.3	1-4 25.0	1-3 33.3	1-3 33.3	
	Notre Dame		36-91 39.6	7-22 31.8	10-26 38.5	9-20 45.0	10-23 43.5	0-0 0.0
	Opponents		36-103 35.0	7-23 30.4	13-28 46.4	7-26 26.9	9-26 34.6	0-0 0.0

4th-Down Conversions

Date	Opponent	Score	Overall	1st Qtr	2nd Qtr	3rd Qtr	4th Qtr	Overtime
Sep 02, 2017	TEMPLE	W 49-16	1-2 50.0	0-0 0.0	0-0 0.0	0-0 0.0	1-2 50.0	
Sep 09, 2017	GEORGIA	L 19-20	1-1 100.0	0-0 0.0	0-0 0.0	1-1 100.0	0-0 0.0	
Sep 16, 2017	at Boston College	W 49-20	0-1 0.0	0-0 0.0	0-1 0.0	0-0 0.0	0-0 0.0	
Sep 23, 2017	at Michigan State	W 38-18	0-0 0.0	0-0 0.0	0-0 0.0	0-0 0.0	0-0 0.0	
Sep 30, 2017	MIAMI (OHIO)	W 52-17	2-2 100.0	1-1 100.0	1-1 100.0	0-0 0.0	0-0 0.0	
Oct 07, 2017	at North Carolina	W 33-10	3-4 75.0	1-2 50.0	0-0 0.0	0-0 0.0	2-2 100.0	
	Notre Dame		7-10 70.0	2-3 66.7	1-2 50.0	1-1 100.0	3-4 75.0	0-0 0.0
	Opponents		2-9 22.2	0-0 0.0	0-0 0.0	0-3 0.0	2-6 33.3	0-0 0.0

Time of Possession

Date	Opponent	Score	Overall	1st Qtr	2nd Qtr	3rd Qtr	4th Qtr	Overtime
Sep 02, 2017	TEMPLE	W 49-16	26:11	5:39	7:09	7:34	5:49	
Sep 09, 2017	GEORGIA	L 19-20	27:18	7:52	6:29	5:39	7:18	
Sep 16, 2017	at Boston College	W 49-20	29:35	6:30	7:17	7:56	7:52	
Sep 23, 2017	at Michigan State	W 38-18	25:57	5:27	7:13	6:31	6:46	
Sep 30, 2017	MIAMI (OHIO)	W 52-17	24:27	6:36	7:02	3:34	7:15	
Oct 07, 2017	at North Carolina	W 33-10	36:32	11:37	6:30	6:09	12:16	
	Notre Dame	Total	170:00	43:41	41:40	37:23	47:16	0:00
		Avg.	28:20	7:16	6:56	6:13	7:52	0:00
	Opponents	Total	190:00	46:19	48:20	52:37	42:44	0:00
		Avg.	31:40	7:43	8:03	8:46	7:07	0:00

Notre Dame Inside Opponent Red-Zone

Date	Opponent	Score	Times In RZ	Times Scored	Total Pts	TDs	Rush TDs	Pass TDs	FGs Made	Failed to score inside RZ					
										FGA	Down	Int	Fumb	Half	Game
Sep 02, 2017	TEMPLE	W 49-16	6	6	42	6	4	2	0	0	0	0	0	0	0
Sep 09, 2017	GEORGIA	L 19-20	3	3	13	1	1	0	2	0	0	0	0	0	0
Sep 16, 2017	at Boston College	W 49-20	6	6	42	6	6	0	0	0	0	0	0	0	0
Sep 23, 2017	at Michigan State	W 38-18	4	4	28	4	3	1	0	0	0	0	0	0	0
Sep 30, 2017	MIAMI (OHIO)	W 52-17	3	3	21	3	1	2	0	0	0	0	0	0	0
Oct 07, 2017	at North Carolina	W 33-10	4	2	10	1	0	1	1	0	0	1	0	1	0
Totals			26	24	156	21	15	6	3	0	0	1	0	1	0
24 of 26 (92.3%)															

Opponents Inside Notre Dame Red-Zone

Date	Opponent	Score	Times In RZ	Times Scored	Total Pts	TDs	Rush TDs	Pass TDs	FGs Made	Failed to score inside RZ					
										FGA	Down	Int	Fumb	Half	Game
Sep 02, 2017	TEMPLE	W 49-16	4	3	16	2	0	2	1	1	0	0	0	0	0
Sep 09, 2017	GEORGIA	L 19-20	4	4	20	2	1	1	2	0	0	0	0	0	0
Sep 16, 2017	at Boston College	W 49-20	3	3	13	1	0	1	2	0	0	0	0	0	0
Sep 23, 2017	at Michigan State	W 38-18	5	2	10	1	0	1	1	0	1	0	1	1	0
Sep 30, 2017	MIAMI (OHIO)	W 52-17	2	2	10	1	0	1	1	0	0	0	0	0	0
Oct 07, 2017	at North Carolina	W 33-10	2	1	3	0	0	0	1	0	0	0	1	0	0
Totals			20	15	72	7	1	6	8	1	1	0	2	1	0
15 of 20 (75.0%)															

#	PLAYER	GP-GS	TEM	UGA	BC	MSU	MIAMI	NC
33	ADAMS, Josh	6/6	START	START	START	START	START	START
31	AGORO	1/-	XXX	...
43	BALL	1/-	XXX	...
71	BARS	6/6	START	START	START	START	START	START
22	BILAL	6/-	XXX	XXX	XXX	XXX	XXX	XXX
70	BIVIN	6/-	XXX	XXX	XXX	XXX	XXX	XXX
55	BONNER	6/6	START	START	START	START	START	START
12	BOOK	5/1	...	XXX	XXX	XXX	XXX	START
81	BOYKIN	5/-	...	XXX	XXX	XXX	XXX	XXX
6	ST. BROWN	6/6	START	START	START	START	START	START
67	BYRNE	2/-	XXX	XXX	...
11	CANTEEN	3/1	XXX	START	XXX
9A	CENTLIVRE	1/-	XXX	...
83	CLAYPOOL	6/4	XXX	XXX	START	START	START	START
24	COLEMAN	6/6	START	START	START	START	START	START
4	CONY	6/1	XXX	XXX	XXX	XXX	XXX	START
20	CRAWFORD	6/-	XXX	XXX	XXX	XXX	XXX	XXX
97	DEW-TREADWAY	4/-	XXX	XXX	XXX	XXX
39	DOERER	2/-	XXX	...	XXX	...
74	EICHENBERG	4/-	XXX	XXX	XXX	XXX
21	ELLIOTT	6/6	START	START	START	START	START	START
5B	FEIST	1/-	XXX	...
28	FERTITTA	4/-	XXX	XXX	XXX	XXX
10	FINKE	6/-	XXX	XXX	XXX	XXX	XXX	XXX
13	GENMARK-HEATH	6/-	XXX	XXX	XXX	XXX	XXX	XXX
72	HAINSEY	6/-	XXX	XXX	XXX	XXX	XXX	XXX
9	HAYES, Daelin	6/6	START	START	START	START	START	START
93	HAYES, Jay	6/6	START	START	START	START	START	START
41	HINISH	6/-	XXX	XXX	XXX	XXX	XXX	XXX
16	HOLMES, C.J.	2/-	XXX	XXX
44	JONES, Jamir	6/-	XXX	XXX	XXX	XXX	XXX	XXX
45	JONES, Jonathan	6/-	XXX	XXX	XXX	XXX	XXX	XXX
34	JONES, T.	5/-	XXX	XXX	XXX	...	XXX	XXX
5A	KAREEM	6/-	XXX	XXX	XXX	XXX	XXX	XXX
64	KILANDER	1/-	XXX	...
84	KMET	6/-	XXX	XXX	XXX	XXX	XXX	XXX
78	KRAEMER	6/6	START	START	START	START	START	START
27	LOVE	6/6	START	START	START	START	START	START
86	MACK, Alize	6/3	START	XXX	START	XXX	XXX	START
48	MARTINI	6/5	START	START	START	START	START	XXX
68	McGLINCHEY	6/6	START	START	START	START	START	START
38	McINTOSH	4/-	XXX	XXX	XXX	XXX
32	MORGAN, D.J.	2/-	XXX	...	XXX	...
5	MORGAN, Nyles	6/6	START	START	START	START	START	START
53	MUSTIPHER	6/6	START	START	START	START	START	START
56	NELSON	6/6	START	START	START	START	START	START
85	NEWSOME	6/-	XXX	XXX	XXX	XXX	XXX	XXX
91	OGUNDEJI	4/-	XXX	...	XXX	XXX	XXX	...
42	OKWARA, J.	6/-	XXX	XXX	XXX	XXX	XXX	XXX
62	PLANTZ, Logan	1/-	XXX	...
18	PRIDE	5/-	XXX	...	XXX	XXX	XXX	XXX
37	REGAN	4/-	XXX	XXX	XXX	XXX
4B	RINEY	1/-	XXX	...
17	ROBERTSON, I.	6/-	XXX	XXX	XXX	XXX	XXX	XXX
57	RUHLAND	4/-	XXX	XXX	XXX	XXX
3	SANDERS	6/-	XXX	XXX	XXX	XXX	XXX	XXX
54	SHANNON	6/-	XXX	XXX	XXX	XXX	XXX	XXX
15	SMITH, Cam	5/4	START	START	...	START	START	XXX
80	SMYTHE	6/6	START	START	START	START	START	START
29	STEPHERSON	2/-	XXX	XXX
14	STUDSTILL	5/-	XXX	XXX	XXX	XXX	...	XXX
95	TAGOVAILOA-AMOS	6/-	XXX	XXX	XXX	XXX	XXX	XXX
77	TIASSUM	3/-	XXX	XXX	XXX	...
99	TILLERY	6/6	START	START	START	START	START	START
23	TRANQUILL	6/6	START	START	START	START	START	START
98	TRUMBETTI	6/-	XXX	XXX	XXX	XXX	XXX	XXX
4A	VANGORDER	6/-	XXX	XXX	XXX	XXX	XXX	XXX
8	VAUGHN	5/-	XXX	...	XXX	XXX	XXX	XXX
7A	WATKINS	6/6	START	START	START	START	START	START
26	WEBSTER	6/-	XXX	XXX	XXX	XXX	XXX	XXX
82	WEISHAR	6/-	XXX	XXX	XXX	XXX	XXX	XXX
2	WILLIAMS, D.	4/-	XXX	XXX	XXX	XXX
7	WIMBUSH	5/5	START	START	START	START	START	...
89	WRIGHT	5/-	XXX	XXX	XXX	XXX	XXX	...
19	YOON	6/-	XXX	XXX	XXX	XXX	XXX	XXX
87	YOUNG, Michael	6/-	XXX	XXX	XXX	XXX	XXX	XXX

ALL-PURPOSE YARDS	Total	TEM	UGA	BC	MSU	MIAMI	NC
ADAMS, Josh	860	161	113	238	56	159	133
WIMBUSH	402	106	1	207	52	36	DNP
SANDERS	275	48	84	-	65	15	63
McINTOSH	227	DNP	DNP	24	35	42	126
WILLIAMS, D.	222	124	-	50	48	DNP	DNP
ST. BROWN	211	80	16	3	61	42	9
MACK, Alize	154	17	41	43	15	-	38
CLAYPOOL	142	16	-	8	54	28	36
FINKE	130	-	33	5	-	48	44
JONES, T.	111	19	8	5	DNP	48	31
SMYTHE	110	34	-	33	21	-	22
BOOK	85	DNP	2	-	1	37	45
BOYKIN	84	DNP	-	-	12	54	18
SMITH, Cam	65	22	44	DNP	-	-	-1
LOVE	59	-	-	-	59	-	-
MARTINI	42	-	-	-	-	42	-
YOUNG, Michael	34	-	4	-	18	12	-
HOLMES, C.J.	32	DNP	DNP	-	DNP	DNP	32
WEISHAR	20	20	-	-	-	-	-
KMET	11	-	-	-	-	11	-
CANTEEN	7	7	-	-	DNP	DNP	DNP
OKWARA, J.	5	-	-	-	-	-	5
TEAM	-2	-	-	-	-	-	-2
STEPHERSON	-3	DNP	DNP	DNP	DNP	-3	-

#7 WIMBUSH	Comp	Att	Int	Pct	Yards	TD	Long	Sacked	Effic
Temple	17	30	1	56.7	184	2	34	2-7	123.52
Georgia	20	40	0	50.0	210	0	32	3-24	94.10
Boston College	11	24	1	45.8	96	0	33	0-0	71.10
Michigan State	14	20	0	70.0	173	1	40	1-5	159.16
Miami (Ohio)	7	18	0	38.9	119	3	54	2-10	149.42
TOTALS	69	132	2	52.3	782	6	54	8-46	114.01

#12 BOOK	Comp	Att	Int	Pct	Yards	TD	Long	Sacked	Effic
Boston College	0	3	0	0.0	0	0	0	0-0	0.00
Miami (Ohio)	3	5	0	60.0	51	0	48	0-0	145.68
North Carolina	17	31	2	54.8	146	1	23	1-2	92.14
TOTALS	20	39	2	51.3	197	1	48	1-2	91.92

RUSHING	No-Yds/TD	TEM	UGA	BC	MSU	MIAMI	NC
ADAMS, Josh	86-776/5	19-161/2	19-53/0	18-229/0	9-56/0	8-159/2	13-118/1
WIMBUSH	68-402/8	12-106/1	16-1/1	21-207/4	8-52/1	11-36/1	DNP
McINTOSH	40-230/4	DNP	DNP	4-24/0	12-35/1	12-47/1	12-124/2
WILLIAMS, D.	20-214/4	6-124/1	-	6-50/2	8-40/1	DNP	DNP
JONES, T.	22-102/2	6-19/1	1--1/0	2-5/1	DNP	4-48/0	9-31/0
BOOK	17-85/0	DNP	1-2/0	-	1-1/0	3-37/0	12-45/0
HOLMES, C.J.	8-32/0	DNP	DNP	-	DNP	DNP	8-32/0
YOUNG, Michael	1-6/0	-	-	-	-	1-6/0	-
SMITH, Cam	2-5/0	1-12/0	-	DNP	-	-	1--7/0
SANDERS	1-0/0	-	-	-	1-0/0	-	-
TEAM	2--2/0	DNP	DNP	DNP	-	DNP	2--2/0
CLAYPOOL	1--2/0	-	-	-	1--2/0	-	-

RECEIVING	No-Yds/TD	TEM	UGA	BC	MSU	MIAMI	NC
ST. BROWN	15-211/2	4-80/1	2-16/0	1-3/0	4-61/0	3-42/1	1-9/0
MACK, Alize	17-154/0	2-17/0	2-41/0	5-43/0	2-15/0	-	6-38/0
CLAYPOOL	12-144/1	1-16/0	-	2-8/0	4-56/0	2-28/1	3-36/0
SMYTHE	6-110/0	2-34/0	-	1-33/0	1-21/0	-	2-22/0
FINKE	4-84/0	-	3-36/0	-	-	1-48/0	-
BOYKIN	4-84/1	DNP	-	-	1-12/0	1-54/1	2-18/0
ADAMS, Josh	9-84/0	-	6-60/0	2-9/0	-	-	1-15/0
SMITH, Cam	8-60/1	3-10/0	4-44/0	DNP	-	-	1-6/1
WEISHAR	3-20/1	3-20/1	-	-	-	-	-
YOUNG, Michael	2-10/0	-	1-4/0	-	-	1-6/0	-
JONES, T.	3-9/0	1-0/0	2-9/0	-	DNP	-	-
WILLIAMS, D.	1-8/1	-	-	-	1-8/1	DNP	DNP
CANTEEN	1-7/0	1-7/0	-	-	DNP	DNP	DNP
SANDERS	1-0/0	-	-	-	1-0/0	-	-
McINTOSH	2--3/0	DNP	DNP	-	-	1--5/0	1-2/0
STEPHERSON	1--3/0	DNP	DNP	DNP	DNP	1--3/0	-

GAME-BY-GAME RETURNS

PUNT RETURNS	No-Yds	TEM	UGA	BC	MSU	MIAMI	NC
FINKE	13-46	1-0	3--3	4-5	1-0	-	4-44

KICK RETURNS	No-Yds	TEM	UGA	BC	MSU	MIAMI	NC
SANDERS	12-275	2-48	4-84	-	2-65	1-15	3-63
YOUNG, Michael	1-18	-	-	-	1-18	-	-
KMET	1-11	-	-	-	-	1-11	-

INT. RETURNS	No-Yds	TEM	UGA	BC	MSU	MIAMI	NC
CRAWFORD	2-0	-	-	2-0	-	-	-
LOVE	1-59	-	-	-	1-59	-	-
TRANQUILL	1-0	-	1-0	-	-	-	-
MARTINI	1-42	-	-	-	-	1-42	-
OKWARA, J.	1-5	-	-	-	-	-	1-5

FUMBLE RETURNS	No-Yds	TEM	UGA	BC	MSU	MIAMI	NC
KAREEM	1-16	-	-	-	-	-	1-16
TRANQUILL	1-15	1-15	-	-	-	-	-

Total Tackles	UA-A	Total	TEM	UGA	BC	MSU	MIAMI	NC
MORGAN, Nyles	16-28	44	4-4	3-4	2-8	2-7	3-4	2-1
CONEY	19-23	42	3-3	4-2	5-8	3-4	3-1	1-5
MARTINI	21-18	39	1-5	4-2	4-6	5-2	2-3	5-0
TRANQUILL	17-17	34	1-3	1-4	4-1	3-3	2-5	6-1
LOVE	17-10	27	4-0	4-2	1-0	2-4	3-1	3-3
TILLERY	11-16	27	3-1	1-4	4-3	0-3	1-2	2-3
COLEMAN	14-7	21	4-1	3-1	3-2	1-0	2-1	1-2
ELLIOTT	12-8	20	2-1	0-1	2-1	3-1	3-2	2-2
WATKINS	14-5	19	1-0	5-2	4-1	2-2	1-0	1-0
BONNER	7-9	16	2-2	2-2	1-1	0-3	1-1	1-0
TRUMBETTI	8-8	16	1-1	2-3	2-1	2-2	1-1	-
HAYES, Jay	7-9	16	1-4	5-2	-	1-1	0-1	0-1
HAYES, Daelin	7-7	14	3-1	1-0	1-4	0-1	1-0	1-1
CRAWFORD	8-6	14	1-0	-	0-2	1-3	1-1	5-0
STUDSTILL	4-8	12	0-4	2-1	2-2	-	DNP	0-1
BILAL	8-4	12	2-0	-	2-2	1-1	2-0	1-1
GENMARK-HEATH	4-5	9	1-0	1-1	1-1	1-2	0-1	-
OKWARA, J.	5-2	7	1-0	-	2-1	0-1	-	2-0
TAGOVAILOA-AMOS	3-3	6	2-1	0-1	-	1-1	-	-
KAREEM	4-2	6	1-0	-	1-1	0-1	2-0	-
ROBERTSON, I.	2-3	5	0-1	-	0-1	1-1	1-0	-
JONES, Jonathan	4-1	5	-	-	0-1	-	4-0	-
JONES, T.	3-2	5	2-1	1-1	-	DNP	-	-
VAUGHN	4-1	5	1-0	DNP	-	3-0	0-1	-
YOON	2-1	3	-	-	0-1	1-0	1-0	-
PRIDE	3-0	3	1-0	DNP	-	2-0	-	-
FERTITTA	3-0	3	DNP	DNP	1-0	-	2-0	-
WILLIAMS, D.	1-1	2	0-1	1-0	-	-	DNP	DNP
TIASSUM	1-1	2	0-1	DNP	DNP	-	1-0	DNP
MORGAN, D.J.	2-0	2	DNP	DNP	-	DNP	2-0	DNP
HINISH	0-2	2	0-1	0-1	-	-	-	-
REGAN	1-1	2	-	-	DNP	DNP	1-1	-
KMET	1-0	1	-	-	-	-	1-0	-
SMYTHE	1-0	1	-	-	1-0	-	-	-
HAINSEY	1-0	1	1-0	-	-	-	-	-
JONES, Jamir	0-1	1	-	-	-	0-1	-	-
HOLMES, C.J.	0-1	1	DNP	DNP	-	DNP	DNP	0-1
TEAM	1-0	1	-	-	-	1-0	-	-
CLAYPOOL	1-0	1	1-0	-	-	-	-	-
McGLINCHEY	1-0	1	-	-	1-0	-	-	-

GAME-BY-GAME TACKLES FOR LOSS

TACKLES FOR LOSS	UA-A	Total	TEM	UGA	BC	MSU	MIAMI	NC
TILLERY	2-5	4.5	-	0.5-1	1.0-6	0.5-1	1.5-6	1.0-1
MORGAN, Nyles	3-3	4.5	1.0-1	1.5-3	0.5-1	0.5-1	-	1.0-3
TRANQUILL	3-3	4.5	1.0-1	1.5-5	1.0-1	1.0-10	-	-
HAYES, Daelin	3-1	3.5	1.0-6	-	0.5-1	-	1.0-2	1.0-11
TRUMBETTI	2-2	3.0	1.5-6	0.5-1	-	1.0-2	-	-
OKWARA, J.	2-1	2.5	1.0-4	-	1.0-2	0.5-1	-	-
CONEY	1-3	2.5	1.5-11	-	-	0.5-1	-	0.5-1
KAREEM	2-0	2.0	1.0-2	-	-	-	1.0-8	-
MARTINI	2-0	2.0	1.0-1	-	1.0-1	-	-	-
TAGOVAILOA-AMOS	1-1	1.5	1.0-5	0.5-1	-	-	-	-
HAYES, Jay	0-3	1.5	1.0-2	-	-	-	-	0.5-1
BONNER	1-1	1.5	-	1.5-6	-	-	-	-
CRAWFORD	1-1	1.5	-	-	-	-	0.5-2	1.0-8

SACKS	UA-A	Total	TEM	UGA	BC	MSU	MIAMI	NC
TILLERY	2-2	3.0	-	-	1.0-6	0.5-1	1.5-6	-
HAYES, Daelin	2-0	2.0	1.0-6	-	-	-	-	1.0-11
CRAWFORD	1-1	1.5	-	-	-	-	0.5-2	1.0-8
OKWARA, J.	1-1	1.5	1.0-4	-	-	0.5-1	-	-
CONY	1-0	1.0	1.0-10	-	-	-	-	-
MORGAN, Nyles	1-0	1.0	-	1.0-2	-	-	-	-
BONNER	1-0	1.0	-	1.0-6	-	-	-	-
TRANQUILL	1-0	1.0	-	-	-	1.0-10	-	-
KAREEM	1-0	1.0	-	-	-	-	1.0-8	-

GAME-BY-GAME FUMBLES

FUMBLES	No-Lost	TEM	UGA	BC	MSU	MIAMI	NC
WIMBUSH	4-3	-	3-2	1-1	-	-	DNP
MUSTIPHER	1-0	-	-	-	-	-	1-0
SMITH, Cam	1-0	-	-	DNP	-	-	1-0

FUMBLES FORCED	Number	TEM	UGA	BC	MSU	MIAMI	NC
MARTINI	2	1	-	-	1	-	-
TRANQUILL	1	-	-	-	-	-	1
OKWARA, J.	1	-	-	1	-	-	-
CRAWFORD	1	-	-	-	1	-	-
TILLERY	1	-	-	-	-	1	-
MORGAN, Nyles	1	-	-	1	-	-	-

FUMBLES RECOVERED	Number	TEM	UGA	BC	MSU	MIAMI	NC
HAYES, Daelin	2	-	1	-	1	-	-
TRANQUILL	2	1	-	-	-	-	1
CRAWFORD	2	-	-	1	1	-	-
HAYES, Jay	1	-	-	-	-	1	-
KAREEM	1	-	-	-	-	-	1

Statistic	National Rank	Conference Rank	Value	National Leader	Value	Conference Leader	Value
3rd Down Conversion Pct (129 ranked)	64	2	0.396	TCU	0.567	Army West Point	0.471
3rd Down Conversion Pct Defense (129 ranked)	48	1	0.350	Michigan	0.205	Notre Dame	0.350
4th Down Conversion Pct (128 ranked)	22	1	0.700	Alabama Michigan Miami (FL)	1.000 1.000 1.000	Army West Point Notre Dame	0.700 0.700
4th Down Conversion Pct Defense (129 ranked)	6	1	0.222	UAB San Diego St.	0.000 0.000	Notre Dame	0.222
Blocked Kicks (36 ranked)				Hawaii	5	Army West Point	3
Blocked Kicks Allowed (129 ranked)	1	1	0	51 teams tied	0	BYU Massachusetts Notre Dame	0 0 0
Blocked Punts (7 ranked)				Utah St.	4		
Blocked Punts Allowed (129 ranked)	1	1	0	96 teams tied	0	4 teams tied	0
Completion Percentage (129 ranked)	114	3	0.520	Oklahoma	0.742	Massachusetts	0.596
Defensive TDs (17 ranked)				Duke Texas Utah St.	4 4 4	Army West Point	2
Fewest Penalties (129 ranked)	64	4	38	Georgia Tech	18	Army West Point	30
Fewest Penalties Per Game (129 ranked)	71	4	6.33	Arizona St.	3.33	Army West Point	4.29
Fewest Penalty Yards (129 ranked)	61	4	333	Georgia Tech	136	Army West Point	245
Fewest Penalty Yards Per Game (129 ranked)	68	4	55.50	Georgia Tech	27.20	Army West Point	35.00
First Downs Defense (129 ranked)	47	1	114	Mississippi St.	72	Notre Dame	114
First Downs Offense (129 ranked)	61	2	132	Ohio St.	209	Army West Point	143
Fumbles Lost (129 ranked)	27	2	3	Iowa St. SMU Miami (FL)	0 0 0	Army West Point	2
Fumbles Recovered (120 ranked)	5	1	8	Bowling Green	11	Notre Dame	8
Kickoff Return Defense (129 ranked)	106	4	23.63	Florida	0.00	Army West Point	17.72
Kickoff Returns (129 ranked)	55	1	21.71	Penn St.	30.89	Notre Dame	21.71
Net Punting (129 ranked)	30	1	40.28	Texas	44.81	Notre Dame	40.28
Passes Had Intercepted (128 ranked)	40	2	4	NC State Georgia Tech	0 0	Massachusetts	2
Passes Intercepted (126 ranked)	47	1	6	South Fla.	15	Notre Dame	6
Passing Offense (129 ranked)	115	2	163.2	Oklahoma St.	411.2	Massachusetts	305.0
Passing Yards Allowed (129 ranked)	78	4	231.2	Air Force	127.7	Army West Point	191.0
Passing Yards per Completion (129 ranked)	107	3	11.00	Navy	28.88	Army West Point	15.63
Punt Return Defense (129 ranked)	70	2	7.91	Oklahoma St.	-3.00	BYU	3.36
Punt Returns (129 ranked)	112	2	3.54	Washington	23.07	Army West Point	7.17
Red Zone Defense (128 ranked)	28	2	0.750	Virginia	0.571	Army West Point	0.722
Red Zone Offense (129 ranked)	18	1	0.923	5 teams tied	1.000	Notre Dame	0.923
Rushing Defense (129 ranked)	42	1	134.5	Alabama	66.7	Notre Dame	134.5
Rushing Offense (129 ranked)	5	2	308.0	Navy	397.5	Army West Point	378.4
Sacks Allowed (129 ranked)	45	3	1.67	Army West Point	0.00	Army West Point	0.00
Scoring Defense (129 ranked)	15	1	16.8	Penn St.	9.0	Notre Dame	16.8
Scoring Offense (129 ranked)	13	1	40.0	UCF	50.6	Notre Dame	40.0
Tackles for Loss Allowed (129 ranked)	43	3	5.17	Minnesota	2.67	BYU	2.86
Team Passing Efficiency (129 ranked)	114	2	108.97	Oklahoma	212.11	Massachusetts	140.14
Team Passing Efficiency Defense (129 ranked)	27	1	112.45	Michigan	88.85	Notre Dame	112.45
Team Sacks (128 ranked)	54	1	2.17	Texas A&M Clemson	4.00 4.00	Notre Dame	2.17
Team Tackles for Loss (129 ranked)	68	2	5.8	Wake Forest	9.2	Massachusetts	6.5
Time of Possession (129 ranked)	99	3	28:20	Navy	36:01	Army West Point	34:23
Total Defense (129 ranked)	48	2	365.7	Michigan	223.8	Army West Point	361.7
Total Offense (129 ranked)	21	1	471.2	Oklahoma St.	610.7	Notre Dame	471.2
Turnover Margin (128 ranked)	9	1	1.17	South Fla.	2.17	Notre Dame	1.17
Turnovers Gained (129 ranked)	17	1	14	California	20	Notre Dame	14
Turnovers Lost (129 ranked)	31	2	7	4 teams tied	3	Army West Point	6
Winning Percentage (125 ranked)	16	1	0.833	8 teams tied	1.000	Notre Dame	0.833

Statistic	Player	National	Conference	Value	National Leader	Value	Conference	Value
		Rank	Rank				Leader	
All Purpose (200 ranked)	Josh Adams Brandon Wimbush	14 183	1 7	143.33 80.40	Saquon Barkley, Penn St.	217.00	Josh Adams, Notre Dame	143.33
Blocked Kicks (1 ranked)					11 players tied	2	Wunmi Oyetuga, Army West Point	2
Combined Kick Returns (199 ranked)	C.J. Sanders	45	2	275	Michael Walker, Boston College	753	Kell Walker, Army West Point	323
Completion Percentage (112 ranked)	Brandon Wimbush	105	2	0.523	Baker Mayfield, Oklahoma	0.727	Andrew Ford, Massachusetts	0.630
Completions Per Game (100 ranked)	Brandon Wimbush	74	2	13.80	Luke Falk, Washington St.	30.86	Andrew Ford, Massachusetts	22.17
Field Goal Percentage (107 ranked)	Justin Yoon	72	2	0.700	Blanton Creque, Louisville Haden Hoggarth, Boise St. Jonathan Song, TCU	1.000 1.000 1.000	Rhett Almond, BYU	0.750
Field Goals Per Game (130 ranked)	Justin Yoon	51	1	1.17	Matt Gay, Utah	2.67	Justin Yoon, Notre Dame	1.17
Forced Fumbles (90 ranked)	Greer Martini	19	1	0.33	Dante Sawyer, South Carolina	0.67	Greer Martini, Notre Dame	0.33
Fumbles Recovered (50 ranked)	Shaun Crawford Daelin Hayes Drue Tranquill Jay Hayes Khalid Kareem	5 5 5 50 50	1 1 1 5 5	2 2 2 1 1	4 players tied	3	4 players tied	2
Interceptions Per Game (145 ranked)	Shaun Crawford	56	1	0.3	Deshon Elliott, Texas	0.8	Shaun Crawford, Notre Dame	0.3
Kickoff Return TDs (8 ranked)					7 players tied	2		
Kickoff Returns (100 ranked)	C.J. Sanders	44	1	22.9	Tyler Hall, Wyoming	39.8	C.J. Sanders, Notre Dame	22.9
Passes Defended (39 ranked)	Julian Love	15	1	1.5	Tae Hayes, Appalachian St. Mazzi Wilkins, South Fla.	1.8 1.8	Julian Love, Notre Dame	1.5
Passing Efficiency (112 ranked)	Brandon Wimbush	96	2	114.0	Baker Mayfield, Oklahoma	207.3	Andrew Ford, Massachusetts	148.5
Passing TDs (111 ranked)	Brandon Wimbush	85	2	6	J.T. Barrett, Ohio St. Will Grier, West Virginia	21 21	Andrew Ford, Massachusetts	12
Passing Yards (130 ranked)	Brandon Wimbush	105	2	782	Tyler Rogers, New Mexico St.	2,495	Andrew Ford, Massachusetts	1,723
Passing Yards Per Game (130 ranked)	Brandon Wimbush Ian Book	85 128	2 3	156.4 39.4	Mason Rudolph, Oklahoma St.	394.7	Andrew Ford, Massachusetts	287.2
Passing Yards per Completion (112 ranked)	Brandon Wimbush	83	2	11.33	Mason Rudolph, Oklahoma St.	17.41	Andrew Ford, Massachusetts	12.95
Points Responsible For (178 ranked)	Brandon Wimbush Justin Yoon	40 129	2 3	84 52	J.T. Barrett, Ohio St.	158	Andrew Ford, Massachusetts	86
Points Responsible For Per Game (199 ranked)	Brandon Wimbush Justin Yoon	20 114	1 3	16.8 8.7	Mason Rudolph, Oklahoma St.	25.0	Brandon Wimbush, Notre Dame	16.8
Punt Return TDs (6 ranked)					Dante Pettis, Washington	3		
Punt Returns (59 ranked)	Chris Finke	55	1	3.5	Dante Pettis, Washington	24.4	Chris Finke, Notre Dame	3.5
Punting (106 ranked)	Tyler Newsome	11	1	45.7	Johnny Townsend, Florida	48.5	Tyler Newsome, Notre Dame	45.7
Receiving TDs (161 ranked)	Equanimeous St. Brown	161	2	2	David Sills, West Virginia	12	Andy Isabella, Massachusetts	3
Receiving Yards (199 ranked)					Michael Gallup, Colorado St.	948	Adam Breneman, Massachusetts	500
Receiving Yards Per Game (200 ranked)					James Washington, Oklahoma St.	147.0	Adam Breneman, Massachusetts	100.0
Receptions Per Game (199 ranked)					Trey Quinn, SMU	9.0	Adam Breneman, Massachusetts	7.2
Rush Yards Per Carry (163 ranked)	Josh Adams Brandon Wimbush	2 47	1 3	9.02 5.91	Bryce Love, Stanford	10.27	Josh Adams, Notre Dame	9.02
Rushing TDs (139 ranked)	Brandon Wimbush Josh Adams Deon McIntosh Dexter Williams	16 66 96 96	1 3 5 5	8 5 4 4	Kerryon Johnson, Auburn	13	Brandon Wimbush, Notre Dame	8
Rushing Yards (199 ranked)	Josh Adams Brandon Wimbush	10 96	2 4	776 402	Bryce Love, Stanford	1,387	Ahmad Bradshaw, Army West Point	818
Rushing Yards Per Game (200 ranked)	Josh Adams Brandon Wimbush	7 57	1 3	129.3 80.4	Bryce Love, Stanford	198.1	Josh Adams, Notre Dame	129.3
Sacks (77 ranked)					Sutton Smith, Northern Ill.	1.42	Alex Aukerman, Army West Point	0.71
Scoring (200 ranked)	Brandon Wimbush Justin Yoon Josh Adams	19 42 200	1 2 4	9.6 8.7 5.0	David Sills, West Virginia	12.3	Brandon Wimbush, Notre Dame	9.6
Solo Tackles (48 ranked)					Joe Dineen Jr., Kansas	8.2		
Tackles For Loss (39 ranked)					Sutton Smith, Northern Ill.	2.7	Alex Aukerman, Army West Point	1.4
Total Interceptions (44 ranked)	Shaun Crawford	44	1	2	4 players tied	5	Shaun Crawford, Notre Dame Dayan Ghanwoloku, BYU	2 2
Total Offense (199 ranked)	Brandon Wimbush Josh Adams	53 114	2 4	236.8 129.3	Lamar Jackson, Louisville	430.3	Andrew Ford, Massachusetts	276.2
Total Points Scored (140 ranked)	Justin Yoon Brandon Wimbush	52 61	1 2	52 48	Kerryon Johnson, Auburn Rashaad Penny, San Diego St.	78 78	Justin Yoon, Notre Dame	52
Total Tackles (145 ranked)	Nyles Morgan	126	3	7.3	Khalil Hodge, Buffalo	14.4	Bryton Barr, Massachusetts	9.3
Total Touchdowns (104 ranked)	Brandon Wimbush Josh Adams Dexter Williams	24 104 104	1 3 3	8 5 5	Kerryon Johnson, Auburn Rashaad Penny, San Diego St.	13 13	Brandon Wimbush, Notre Dame	8
Yards per Pass Attempt (112 ranked)	Brandon Wimbush	103	2	5.92	Baker Mayfield, Oklahoma	12.03	Andrew Ford, Massachusetts	8.17
Yards per Reception (200 ranked)	Equanimeous St. Brown	148	3	14.07	Emanuel Hall, Missouri	28.77	Jessie Britt, Massachusetts	14.77

THE TURNOVER BATTLE

NOTRE DAME					OPPONENT				
Game	FUM (lost)	INT	TOTAL	Opp. Pts Off	Game	FUM (lost)	INT	TOT	ND Pts Off
Temple	0	2	2	0	Temple	1	0	1	7
Georgia	2	0	2	0	Georgia	1	1	2	7
at Boston College	1	1	2	3	at Boston College	1	2	3	21
at Michigan State	0	0	0	0	at Michigan State	2	1	3	21
Miami (OH)	0	0	0	0	Miami (OH)	1	1	2	14
at North Carolina	0	2	2	7	at North Carolina	2	1	3	3
USC					USC				
NC State					NC State				
Wake Forest					Wake Forest				
at Miami (FL)					at Miami (FL)				
Navy					Navy				
at Stanford					at Stanford				
TOTALS	3	5	8	10	TOTALS	8	6	14	73

DRIVE CHARTS

NOTRE DAME								OPPONENT							
Game	No.	3&Out	Pct.	Score	Pct.	TD	Pct.	Game	No.	3&Out	Pct.	Score	Pct.	TD	Pct.
Temple	13	1	7.7	7	53.8	7	53.8	Temple	14	4	28.6	3	21.4	2	14.3
Georgia	16	7	43.8	5	31.3	1	6.3	Georgia	17	7	41.2	4	23.5	2	11.7
at Boston College	17	5	29.4	7	41.2	7	41.2	at Boston College	18	3	16.7	4	22.2	2	22.2
at Michigan State	11	1	9.1	6	54.5	5	45.5	at Michigan State	11	1	9.1	3	27.3	2	18.2
Miami (OH)	13	3	23.1	8	61.5	7	53.8	Miami (OH)	14	1	7.1	3	21.4	2	14.3
at North Carolina	16	3	18.8	5	31.3	4	25.0	at North Carolina	15	8	53.3	2	13.3	1	6.7
USC								USC							
NC State								NC State							
Wake Forest								Wake Forest							
at Miami (FL)								at Miami (FL)							
Navy								Navy							
at Stanford								at Stanford							
TOTALS	86	20	23.2	38	44.2	28	32.6	TOTALS	89	24	27.0	19	21.3	13	14.6

THIRD DOWN CONVERSIONS

NOTRE DAME									OPPONENT								
Game	1-3	4-6	7-9	10-14	15-19	20+	Tot	Pct.	Game	1-3	4-6	7-9	10-14	15-19	20+	Tot	Pct.
Temple	4-6	1-1	1-2	0-4			6-13	46.2	Temple	3-4	0-4	0-1	2-6	0-2		5-17	29.4
Georgia	0-2	1-4	2-6	0-5			3-17	17.6	Georgia	3-5	1-4	0-4	0-4			4-17	23.5
at Boston College	5-7	2-6	1-2	1-2	0-1		9-18	50.0	at Boston College	2-2	1-4	0-7	1-4			4-17	23.5
at Michigan State	2-2	3-4	2-5	1-3			8-14	57.1	at Michigan State	5-6	4-8	1-2	1-1	0-2		11-19	57.9
Miami (OH)	3-3	1-5	0-2	1-3			5-13	38.5	Miami (OH)	3-5	0-3	2-4	1-2	0-1		6-15	40.0
at North Carolina	4-6	0-3	1-3	0-2		0-2	5-16	31.3	at North Carolina	2-4	3-8	0-2	1-2	0-2		6-18	33.3
USC									USC								
NC State									NC State								
Wake Forest									Wake Forest								
at Miami (FL)									at Miami (FL)								
Navy									Navy								
at Stanford									at Stanford								
TOTALS	18-26	8-23	7-20	3-15	0-1	0-2	36-91	39.6	TOTALS	18-26	9-31	3-20	6-19	0-7		36-103	35.0

NOTRE DAME'S BIG PLAYS (35+ Yards)				
Yards	Type	TD	Player(s)	Opponent
73	Rush	Yes	Josh Adams	North Carolina
73	Rush	Yes	Josh Adams	Miami (Ohio)
66	Rush		Dexter Williams	Temple
65	Rush		Josh Adams	Boston College
65	Rush	Yes	Brandon Wimbush	Boston College
64	Rush		Josh Adams	Boston College
60	Rush		Josh Adams	Temple
59	Rush	Yes	Josh Adams	Miami (Ohio)
59	INT	Yes	Julian Love	Michigan State
54	Pass	Yes	Brandon Wimbush to Myles Boykin	Miami (Ohio)
48	Pass		Ian Book to Chris Finke	Miami (Ohio)
46	Rush		Brandon Wimbush	Boston College
40	Pass		Brandon Wimbush to Equanimeous St. Brown	Michigan State
40	Rush		Dexter Williams	Temple
38	KR		C.J. Sanders	Michigan State
37	Rush	Yes	Josh Adams	Temple
36	Rush		Josh Adams	Boston College
35	Rush	Yes	Deon McIntosh	North Carolina

NOTRE DAME'S EXPLOSIVE RUNS (15+ Yards)			
Yards	TD	Player(s)	Opponent
73	Yes	Josh Adams	North Carolina
73	Yes	Josh Adams	Miami (Ohio)
66		Dexter Williams	Temple
65		Josh Adams	Boston College
65	Yes	Brandon Wimbush	Boston College
64		Josh Adams	Boston College
60		Josh Adams	Temple
59	Yes	Josh Adams	Miami (Ohio)
46		Brandon Wimbush	Boston College
40		Dexter Williams	Temple
37	Yes	Josh Adams	Temple
36		Josh Adams	Boston College
35	Yes	Deon McIntosh	North Carolina
32		Tony Jones Jr.	Miami (Ohio)
32		Brandon Wimbush	Michigan State
32		Brandon Wimbush	Boston College
30		Josh Adams	Michigan State
26		Ian Book	Miami (Ohio)
24	Yes	Deon McIntosh	North Carolina
24		Brandon Wimbush	Temple
22		Josh Adams	Temple
19		Brandon Wimbush	Miami (Ohio)
17		Deon McIntosh	North Carolina
17		Brandon Wimbush	Temple
16	Yes	Brandon Wimbush	Michigan State
16		Brandon Wimbush	Temple
15	Yes	Dexter Williams	Boston College

OPPONENT BIG PLAYS (35+ Yards)				
Yards	Type	TD	Player(s)	Opponent
52	Rush		Brian Lewerke	Michigan State
40	Rush		D'Andre Swift	Georgia
29	Rush		Jon Hillman	Boston College

OPPONENT EXPLOSIVE RUNS (15+ Yards)			
Yards	TD	Player(s)	Opponent
52		Brian Lewerke	Michigan State
40		D'Andre Swift	Georgia
30		Nick Chubb	Georgia
29		Jon Hillman	Boston College
27		Alonzo Smith	Miami (Ohio)
20		Kenny Young	Miami (Ohio)
17		Ryquell Armstead	Temple
17		Sony Michel	Georgia
16		Chazz Surratt	North Carolina
16		Jordon Brown	North Carolina

NOTRE DAME'S EXPLOSIVE PASSING PLAYS (20+ Yards)			
Yards	Score	Player(s)	Opponent
54	Yes	Brandon Wimbush to Miles Boykin	Miami (Ohio)
48		Ian Book to Chris Finke	Miami (Ohio)
40		Brandon Wimbush to Equanimeous St. Brown	Michigan State
34		Brandon Wimbush to Equanimeous St. Brown	Temple
33		Brandon Wimbush to Equanimeous St. Brown	Temple
33		Brandon Wimbush to Durham Smythe	Boston College
32		Brandon Wimbush to Josh Adams	Georgia
32		Brandon Wimbush to Alize Mack	Georgia
29		Brandon Wimbush to Cam Smith	Georgia
27		Brandon Wimbush to Chase Claypool	Michigan State
25		Brandon Wimbush to Durham Smythe	Temple
23		Ian Book to Chase Claypool	North Carolina
21		Brandon Wimbush to Chase Claypool	Miami (Ohio)
21		Brandon Wimbush to Durham Smythe	Michigan State
21		Brandon Wimbush to Josh Adams	Georgia

NOTRE DAME'S LONGEST PLAYS OF THE SEASON			
Type	Yards	Player	Opponent
Rushing	73	Josh Adams (twice)	Miami (Ohio) & UNC
Rushing Touchdown	73	Josh Adams (twice)	Miami (Ohio) & UNC
Passing	54	Brandon Wimbush to Miles Boykin	Miami (Ohio)
Passing Touchdown	54	Brandon Wimbush to Miles Boykin	Miami (Ohio)
Punt Return	23	Chris Finke	North Carolina
Kick Return	38	C.J. Sanders	Michigan State
Interception Return	59	Julian Love (Touchdown)	Michigan State
Fumble Return	15	Drue Tranquill	Temple
Punt	59	Tyler Newsome	Georgia
Field Goal	46	Justin Yoon	Michigan State

OPPONENT EXPLOSIVE PASSING PLAYS (20+ Yards)			
Yards	Score	Player(s)	Opponent
34	Yes	Gus Ragland to James Gardner	Miami (Ohio)
33		Gus Ragland to James Gardner	Miami (Ohio)
31		Jake Fromm to Terry Godwin	Georgia
31		Jake Fromm to Javon Wims	Georgia
29		Logan Marchi to Isaiah Wright	Temple
25	Yes	Chazz Surratt to Anthony Ratliff	North Carolina
25	Yes	Brian Lewerke to Gerald Holmes	Michigan State
25		Logan Marchi to Isaiah Wright	Temple
24		Chazz Surratt to Roscoe Johnson	North Carolina
24		Gus Ragland to Ryan Smith	Miami (Ohio)
24		Brian Lewerke to Hunter Rison	Michigan State
23		Brian Lewerke to Hunter Rison	Michigan State
22		Gus Ragland to Ryan Smith	Miami (Ohio)
22	Yes	Anthony Brown to Charlie Callinan	Boston College
21		Gus Ragland to James Gardner	Miami (Ohio)
20		Brian Lewerke to Trishton Jackson	Michigan State
20		Brian Lewerke to Trishton Jackson	Michigan State
20		Brian Lewerke to Hunter Rison	Michigan State
20		Logan Marchi to Adonis Jennings	Temple
20		Anthony Brown to Chris Garrison	Boston College

OPPONENT LONGEST PLAYS OF THE SEASON			
Type	Yards	Player	Opponent
Rushing	52	Brian Lewerke	Michigan State
Rushing Touchdown	6	Sony Michel	Georgia
Passing	34	Gus Ragland to James Gardner	Miami (Ohio)
Passing Touchdown	34	Gus Ragland to James Gardner	Miami (Ohio)
Punt Return	28	Mecole Hardman	Georgia
Kick Return	38	Mecole Hardman	Georgia
Interception Return	43	Mike Jones	Temple
Fumble Return	--		
Punt	60	Hunter Lent	North Carolina
Field Goal	44	Rodrigo Blankenship	Georgia

NOTRE DAME SCORING DRIVES						
Game	Qtr	Pts	Plays	Yds	TOP	Scoring Play
TEM	1	7	2	70	0:33	Josh Adams 37-yard rush
TEM	1	7	7	59	2:44	Brandon Wimbush eight-yard rush
TEM	1	7	3	72	1:10	Nic Weishar 12-yard pass from Brandon Wimbush
TEM	2	7	8	76	3:40	Equanimeous St. Brown 5-yard pass from Brandon Wimbush
TEM	3	7	8	80	3:03	Tony Jones Jr. seven-yard rush
TEM	4	7	6	34	2:27	Josh Adams one-yard rush
TEM	4	7	3	69	0:53	Dexter Williams one-yard rush
UGA	1	3	7	53	2:12	Justin Yoon 39-yard field goal
UGA	2	7	4	32	0:53	Brandon Wimbush one-yard rush
UGA	2	3	6	40	2:31	Justin Yoon 42-yard field goal
UGA	3	3	9	33	2:16	Justin Yoon 37-yard field goal
UGA	3	3	17	73	4:43	Justin Yoon 28-yard field goal
BC	1	7	4	75	1:24	Brandon Wimbush 2-yard rush
BC	2	7	7	92	1:55	Brandon Wimbush 1-yard rush
BC	3	7	9	70	2:36	Tony Jones Jr. 1-yard rush
BC	3	7	4	75	1:34	Brandon Wimbush 3-yard rush
BC	3	7	5	83	1:59	Brandon Wimbush 65-yard rush
BC	4	7	2	35	0:28	Dexter Williams 3-yard rush
BC	4	7	5	33	1:16	Dexter Williams 15-yard rush
MSU	1	7	7	78	1:55	Brandon Wimbush 16-yard rush
MSU	1	7	0	0	0:00	Julian Love 59-yard interception return
MSU	2	7	6	24	2:23	Dexter Williams eight-yard pass from Brandon Wimbush
MSU	2	7	5	80	1:34	Dexter Williams 14-yard rush
MSU	3	7	8	62	3:19	Deon McIntosh nine-yard rush
MSU	4	3	10	66	5:01	Justin Yoon 46-yard field goal
MIA-OH	1	7	2	73	0:25	Josh Adams 73-yard rush
MIA-OH	1	7	7	36	1:43	Brandon Wimbush one-yard rush
MIA-OH	1	7	4	71	1:53	Josh Adams 59-yard rush
MIA-OH	1	7	5	30	1:35	Chase Claypool seven-yard pass from Brandon Wimbush
MIA-OH	2	7	5	57	1:20	Equanimeous St. Brown 14-yard pass from Brandon Wimbush
MIA-OH	2	3	8	44	4:00	Justin Yoon 43-yard field goal
MIA-OH	2	7	5	81	1:42	Miles Boykin 54-yard pass from Brandon Wimbush
MIA-OH	4	7	7	87	2:20	Deon McIntosh 26-yard rush
UNC	1	7	15	80	4:57	Cam Smith six-yard pass from Ian Book
UNC	1	7	2	73	0:17	Josh Adams 73-yard rush
UNC	1	2	--	--	--	Jay Hayes safety
UNC	3	3	7	5	2:47	Justin Yoon 29-yard field goal
UNC	3	7	2	46	0:28	Deon McIntosh 35-yard rush
UNC	4	7	11	75	5:06	Deon McIntosh 24-yard rush

OPPONENT SCORING DRIVES						
Game	Qtr	Pts	Plays	Yds	TOP	Scoring Play
TEM	1	3	9	57	3:27	Austin Jones 36-yard field goal
TEM	2	7	11	75	5:00	Keith Kirkwood 12-yard pass from Logan Marchi
TEM	3	7	11	70	4:17	Brodrick Yancy 11-yard pass from Logan Marchi
UGA	1	3	6	71	2:33	Rodrigo Blankenship 27-yard field goal
UGA	2	7	12	62	5:39	Terry Godwin five-yard pass from Jake Fromm
UGA	3	7	7	75	1:48	Sony Michel six-yard rush
UGA	4	3	9	63	3:13	Rodrigo Blankenship 30-yard field goal
BC	1	3	10	32	4:16	Colton Lichtenberg 38-yard field goal
BC	2	7	9	85	3:01	Charlie Callinan 22-yard pass from Anthony Brown
BC	3	3	5	9	2:19	Colton Lichtenberg 41-yard field goal
BC	4	7	14	74	4:39	Charlie Callinan 14-yard pass from Anthony Brown
MSU	1	7	7	75	4:00	Darrell Stewart four-yard pass from Brian Lewerke
MSU	3	3	9	53	3:38	Matt Coghlin 40-yard field goal
MSU	4	7	7	71	1:35	Gerald Holmes 25-yard pass from Brian Lewerke
MIA-OH	1	7	8	73	3:37	James Gardner 34-yard pass from Gus Ragland
MIA-OH	2	7	5	57	2:41	James Gardner 14-yard pass from Gus Ragland
MIA-OH	3	3	9	49	3:36	Sam Sloman 38-yard field goal
UNC	1	7	6	47	1:49	Anthony Ratliff 25-yard pass from Chazz Surratt
UNC	4	3	16	56	4:31	Freeman Jones 34-yard field goal