



University of Notre Dame  
Sports Information  
112 Joyce Center  
Notre Dame, IN 46556  
574-631-7516  
574-631-7941 (fax)  
www.UND.com

# 2007 NOTRE DAME FOOTBALL NOTES

Primary Contact: Brian Hardin • bhardin2@nd.edu • Office - 574.631.9471 Cell - 574.532.4134  
Secondary Contact: Michael Bertsch • mbertscl@nd.edu • Office - 574.631.8642 Cell - 574.532.4154



## GAME 3: NOTRE DAME (0-2) AT MICHIGAN (0-2)



**DATE:** Saturday, September 15, 2007

**TIME:** 3:36 p.m. ET

**SITE (CAPACITY):** Michigan Stadium (107,501);  
Ann Arbor, Mich.

**TICKETS:** The game between Notre Dame and Michigan is officially sold out, making it the 64th in the last 70 road games for the Irish that were sellouts. The 2001, 2003 and 2005 games at Stanford, the 2004 game vs. Navy (The Meadowlands), the 2005 game at Washington and the 2006 game at Air Force were not sell-outs.

**TV:** ABC national telecast with Brad Nessler (play-by-play), Bob Griese (analysis), Paul Maguire (analysis) and Bonnie Bernstein (sideline).

**RADIO:** For the 40th consecutive season, all Notre Dame football games are to be broadcast

on approximately 200 stations in 50 states by Westwood One with Don Criqui (play-by-play), former Irish running back Allen Pinkett (analysis) and Jeff Jeffers providing pre-game, half-time and post-game reports. This broadcast can be heard live on SIRIUS Satellite Radio (channel 159) and will be streamed live on the Irish official athletics website at www.und.com.

All Notre Dame home games may be heard in South Bend on U93-FM (92.9) and WDND-AM (1490) with pre-game analysis featuring Sean Stires and Vince DeDario. The post-game show is hosted by Jack Nolan and features former Notre Dame players Reggie Brooks and Mirko Jurkovic. See page 11 of this notes package for more information on Irish football radio and television shows.

**REAL-TIME STATS:** Live in-game statistics will be provided through College Sports Television's Gametracker via each school's respective official athletic websites.

### WHAT'S INSIDE

Series History vs. Michigan/Big Ten .....	1-7
Irish Probable Starting Lineup .....	3
Irish Players Career Stats vs. Michigan .....	4
Notre Dame's Record When .....	5
Irish Career Firsts .....	7
Last Meetings with Michigan .....	8-9
Irish News & Notes .....	10-21
Individual/Team Honors .....	10
Media Information .....	11
National Rankings .....	14
Starter Sheet .....	15
An Eye on Career Records.....	16
Irish Players Season/Career Highs .....	22-23
The Last Time .....	24-27
Weis Era Record Book .....	28-33
Irish Player Pages .....	34-43
Alphabetical/Numerical Roster .....	44-45
Depth Chart .....	46
2007 Game Summaries .....	47-48
2007 Stats.....	49-74

**WEB SITES:** Notre Dame (und.com), Michigan (mgoblue.com).

**POLLS:** Notre Dame and Michigan each failed to receive any votes in either the Associated Press or USA Today Coaches polls.

**SERIES INFO:** This meeting will be the 35th all-time between the rivals. It is the Irish's sixth-most played series and the third most frequent with any school in the Big Ten. Michigan holds a 19-14-1 lead in the series and took last year's meeting, 47-21, in Notre Dame Stadium. The Irish had won the two previous meetings, including a 17-10 triumph in the Irish's last trip to the Big House in 2005. Notre Dame is 7-10-0 against the Wolverines in Ann Arbor. The Irish have not won two straight in the series on the road since 1987 and 1989. (see All-Time Series Results on page 2).

**WHAT TO WATCH FOR:** This game will mark the first meeting in the long history of the Notre Dame-Michigan series that both teams enter the game unranked (since polls were instituted in 1936) ... it is also the first all-time meeting when both schools were 0-2.

### COUNTDOWN TO KICKOFF

- 7+5=12** With freshmen Jimmy Clausen (#7) and Armando Allen (#5) each starting last week against Penn State, it marked the first time since freshmen were made eligible in 1972 that Notre Dame started rookies at both quarterback and tailback.
- 10** The Irish play 10 BCS affiliated schools (tied second most in the NCAA) in 2007.
- 9** Notre Dame played nine freshmen in the season opening loss to Georgia Tech. It was tied for the fourth most freshmen to take the field in a season-opener since 1972.
- 8** The Irish are the only school in America to play a BCS school in each of their first eight games of the season.
- 7** This year's schedule features seven games against teams either ranked or receiving votes in the preseason USA Today coaches poll.
- 6** With six tackles against Penn State, senior SS Tom Zbikowski passed Jim Browner (1976-78) to become the school's all-time leader in tackles by a defensive back.
- 5** Freshman Armando Allen (wears #5) became the first freshman to start at running back since Darius Walker started against Purdue on Oct. 2, 2004.
- 4** Four members of the 2007 squad started every game last season - OL Sam Young, C John Sullivan, LB Maurice Crum, Jr. and DT Trevor Laws.
- 3** Senior TE John Carlson ranks third on the Irish career receptions list for tight ends.
- 2** Two Irish seniors, SS Tom Zbikowski and TE John Carlson, are listed as the top seniors at their respective positions by ESPN draft expert Mel Kiper.
- 1** Notre Dame could become the first school in NCAA history to play three regular season road games before crowds of 100,000 (Michigan, Penn State, UCLA).

### 2007 NOTRE DAME SCHEDULE

Date	Opponent	Site	Time/Result	Series Information
September 1	GEORGIA TECH (NBC)	Notre Dame, Ind.	L, 3-33	Notre Dame leads 27-6-1
September 8	at Penn State (ESPN)	State College, Pa.	L, 10-31	Series is tied 9-9-1
September 15	at Michigan (ABC)	Ann Arbor, Mich.	3:30 p.m.	Michigan leads 19-14-1
September 22	MICHIGAN STATE (NBC)	Notre Dame, Ind.	3:30 p.m.	Notre Dame leads 44-25-1
September 29	at Purdue (TBA)	West Lafayette, Ind.	TBA	Notre Dame leads 51-25-2
October 6	at UCLA (ABC)	Pasadena, Calif.	5:00 p.m.	Notre Dame leads 3-0-0
October 13	BOSTON COLLEGE (NBC)	Notre Dame, Ind.	3:30 p.m.	Notre Dame leads 9-7-0
October 20	USC (NBC)	Notre Dame, Ind.	3:30 p.m.	Notre Dame leads 42-31-5
November 3	NAVY (NBC)	Notre Dame, Ind.	2:30 p.m.	Notre Dame leads 70-9-1
November 10	AIR FORCE (NBC)	Notre Dame, Ind.	2:30 p.m.	Notre Dame leads 22-5-0
November 17	DUKE (NBC)	Notre Dame, Ind.	2:30 p.m.	Notre Dame leads 2-1-0
November 24	at Stanford (TBA)	Stanford, Calif.	TBA	Notre Dame leads 15-6-0

All Times Local

**Notre Dame vs. Michigan Series History**

**Michigan leads 19-14-1**

<b>In Notre Dame:</b>	Michigan leads 8-7-1
<b>In Ann Arbor:</b>	Michigan leads 10-7-0
<b>Neutral:</b>	Michigan leads 1-0-0
<b>Longest Notre Dame Win Streak:</b>	Four (1987-90)
<b>Longest Michigan Win Streak:</b>	Eight (1887-1909)
<b>Largest Margin of Victory:</b>	23 (35-12), 1943 in Ann Arbor
<b>Largest Margin of Defeat:</b>	38 (0-38), 2003 in Ann Arbor

Site	Year	Rank	W/L	ND	UM	Site	Year	Rank	W/L	ND	UM
*	1887		L	0	8	*	1986	-3	L	23	24
*	1888		L	6	26	*	1987	16-9	W	26	7
*	1888		L	4	10	*	1988	13-9	W	19	17
	1898		L	0	23	*	1989	1-2	W	24	19
	1899		L	0	12	*	1990	1-4	W	28	24
	1900		L	0	7	*	1991	7-3	L	14	24
T	1902		L	0	23	*	1992	3-6	T	17	17
	1908		L	6	12	*	1993	11-3	W	27	23
	1909		W	11	3	*	1994	3-6	L	24	26
*	1942	4-6	L	20	32	*	1997	-6	L	14	21
	1943	1-2	W	35	12	*	1998	22-5	W	36	20
*	1978	14-5	L	14	28	*	1999	16-7	L	22	26
	1979	9-6	W	12	10	*	2002	20-7	W	25	23
*	1980	8-14	W	29	27	*	2003	15-5	L	0	38
	1981	1-11	L	7	25	*	2004	-8	W	28	20
*	1982	20-10	W	23	17	*	2005	20-3	W	17	10
	1985	13-	L	12	20	*	2006	2-11	L	21	47

**Notre Dame vs. The Big 10 Conference**

School	Won	Lost	Tied	Pct.
Illinois	11	0	1	1.000
Indiana	23	5	1	.810
Iowa	13	8	3	.604
Michigan	14	19	1	.426
Michigan State	44	25	1	.636
Minnesota	4	0	1	1.000
Northwestern	37	8	2	.809
Ohio State	2	3	0	.400
Penn State	9	9	1	.500
Purdue	51	25	2	.667
Wisconsin	8	6	2	.563
<b>TOTALS</b>	<b>216</b>	<b>108</b>	<b>15</b>	<b>.661</b>

**Notre Dame vs. Michigan Statistics (2007 Statistics)**

Notre Dame	Category	Michigan
22	First Downs	45
7	By Rushing	20
10	By Passing	20
5	By Penalty	5
17-122	Penalties-Yards	15-114
6-3	Fumbles-Lost	5-3
67	Rushing Attempts	84
-8	Rushing Yards	390
-0.1	Yards Per Rush	4.6
-4.0	Rushing Yards Per Game	195.0
54-32-1	Attempts-Completions-INT	77-37-3
274	Passing Yards	454
137.0	Passing Yards Per Game	227.0
121	Total Offensive Plays	161
266	Total Offense	844
133.0	Total Offense Per Game	422.0
13	Total Points	39

**NOTRE DAME HEAD COACH CHARLIE WEIS:**

Charlie Weis (Notre Dame, 1978) is in his third season as the Notre Dame head coach. The Irish finished his inaugural season with a 9-3 mark and an appearance in the Fiesta Bowl. Notre Dame followed that campaign with a 10-3 record last season and another BCS Bowl berth (Sugar). With 19 wins over his first two seasons, Weis has captured more games than any other previous Irish coach through his first two years on the Notre Dame sidelines. In addition to leading one of three schools to consecutive BCS Bowl games, Weis guided the Irish to their most wins over any two-year span since 1993-94. Weis is 1-1 vs. Michigan, picking up a 17-10 victory over the Wolverines in Ann Arbor in 2005.

**MICHIGAN HEAD COACH LLOYD CARR:**

Lloyd Carr (Northern Michigan, '70) is in his 13th season as head coach of the nation's all-time winningest football program. He compiled an 11-2 record in 2006 and guided the Wolverines to a second place finish in the Big Ten with a 7-1 mark. Carr was a finalist for the Paul "Bear" Bryant and Eddie Robinson awards and was one of 10 finalists for the Liberty Mutual Coach of the Year.

Carr is sixth among active Division I-A football coach with a .758 winning percentage. He has compiled a 113-36 overall record as head coach and has led the Wolverines to six 10-win seasons. He trails only Fielding H. Yost (165-29-10) and Bo Schembechler (194-48-5) in career victories at Michigan, and has an impressive 75-21 Big Ten Conference mark; he is the active career leader in Big Ten wins. Carr is the eighth coach in Big Ten history and the third in Michigan history, joining Fielding H. Yost and Schembechler, to claim five or more Big Ten Conference titles.

He has been a member of the Wolverine football staff for 27 years. Prior to being elevated to head coach, Carr said he thought he held the greatest assistant coaching job in the country, serving 15 years under Bo Schembechler (1980-89) and Gary Moeller (1990-94).

**MICHIGAN SCOUTING REPORT:**

The Wolverines enter the matchup with an identical 0-2 record. Michigan has dropped two straight home games to open the season, 34-32 to Appalachian State and 39-7 to Oregon. Senior RB Mike Hart has done his part in the two games, piling up 315 yards on 48 carries (good for a 6.6 avg. per rush and 157.5 yards per game). He has also scored three touchdowns. Senior QB Chad Henne has completed just over 50% of his passes (31-for-60) for 405 yards, two touchdowns and two interceptions, but his availability is unknown following an injury in last week's loss against Oregon. Freshman QB Ryan Mallett went 6-for-17 with an interception in his Michigan debut. Junior WR Mario Manningham, who torched Notre Dame for three touchdowns in 2006, leads the Wolverines with 11 receptions for 183 yards. Senior WR Adrian Arrington has registered 10 grabs for 121 yards and one touchdown. Senior LB Shawn Crable leads the defense with 18 tackles, 4.0 for loss, two sacks and a forced fumble, but the Wolverine defensive unit has allowed 1,011 yards over the first two games.

**Top Irish Performances vs. Michigan**

**INDIVIDUAL**

**Rushing Yards**

Autry Denson, 24-162; 9.5.1998

**Passing Yards**

Jarious Jackson, 18-29-302, 1 TDs; 9.4.1999

**Receptions**

Al Hunter, 7-76; 9.18.1982  
 Derrick Mayes, 7-106, 1 TDs; 9.10.1994  
 Darius Walker, 7-35; 9.16.2006

**Receiving Yards**

Tony Smith, 5-121, 1 TDs; 9.14.1991

**Points Kicking**

Reggie Ho, 13 (1 XPs, 4 FGs); 9.10.1988

**Kickoff Return Yards**

Raghib Ismail, 3-192, 2 TDs; 9.16.1989

**Punt Return Yards**

Ricky Waters, 4-105, 1 TDs; 9.10.1988

**Touchdowns**

Phil Carter, 2 TDs (2 rushing); 9.20.1980  
 Raghib Ismail, 2 TDs (2 kick returns); 9.16.1989  
 Autry Denson, 2 TDs (2 rushing); 9.5.1998  
 Darius Walker, 2 TDs (2 rushing); 9.11.2004

**Tackles**

Bob Golic, 26; 9.23.1978

**Interceptions**

14 different players with one

**TEAM**

**Points Scored**

36 (W, 36-20); 1998 in Notre Dame

**Points Scored (quarter)**

21 (W, 28-20); 2004 (fourth) in Notre Dame

**Points Scored (half)**

30 (W, 36-20); 1998 (second) in Notre Dame

**Points Allowed**

47 (L, 21-47); 2006 in Notre Dame

**Points Allowed (quarter)**

20 (L, 21-47); 2006 (first) in Notre Dame

**Points Allowed (half)**

34 (L, 21-47); 2006 (first) in Notre Dame

**Notre Dame Probable Starting Lineup**

**OFFENSE**

Pos.	No.	Player	Class	Notes
"X"	19	George West, Jr.	So.	First-year starter has four receptions this season
LT	72	Paul Duncan	Jr.	Started the past two games; first two starts of career
LG	77	Michael Turkovich	Jr.	Started the past two games; first two starts of career
C	78	John Sullivan	Sr.	Will make his 36th career start against Michigan
RG	51	Dan Wenger	So.	Started the past two games; first two starts of career
RT	74	Dan Young	So.	Has started all 15 games over the past two seasons
TE	89	John Carlson	Sr.	Ranks third all-time for receptions in Irish TE history
"Z"	11	David Grimes	Jr.	Has started seven straight games and 10 in his career
QB	7	Jimmy Clausen	Fr.	Became eighth freshman QB to start for Irish since 1950
FB	44	Asaph Schwapp	Jr.	Returns to field after tearing ACL against Penn State in '06
HB	26	Travis Thomas	Sr.	Most of career has served as Irish short yardage back

**DEFENSE**

Pos.	No.	Player	Class	Notes
LDE	98	Trevor Laws	Sr.	Leads team with 19 tckls; 2nd in the NCAA among DL
NT	96	Pat Kuntz	Jr.	Recorded career-best eight tackles against Penn State
RDE	94	Justin Brown	Sr.	Registered career-high tying four tckls vs. Penn State
OLB	90	John Ryan	So.	Started the past two games; first two starts of career
ILB	40	Maurice Crum, Jr.	Sr.	115 career tackles; third among active Irish players
ILB	52	Joe Brockington	Sr.	Team-high 10 tckls, 1.5 for loss, fumble recovery vs. PSU
OLB	54	Anthony Vernaglia	Sr.	Made first career start in season opener vs. Ga. Tech
LCB	2	Darrin Walls	So.	Recorded first career INT; returned 73-yards for TD vs. PSU
FS	27	David Bruton	Jr.	Recorded team-high tying nine tackles against Ga. Tech
SS	9	Tom Zbikowski	Sr.	Owns school record for career tackles (230) by DB
RCB	20	Terrail Lambert	Sr.	Will make his 13th consecutive start against Michigan

**SPECIAL TEAMS**

Pos.	No.	Player	Class	Notes
PK	14	Brandon Walker	Fr.	First left-footed PK for the Irish since Harry Oliver (1981)
KO	35	Nate Whitaker	So.	Averaged 67.5 yds per kick against Ga. Tech
P	17	Geoff Price	Sr.	Registered 16th career punt of 50+ yards last week
H	13	Evan Sharpley	Jr.	Holds for right-footed kicker Nate Whitaker
	17	Geoff Price	Sr.	Holds for left-footed kicker Brandon Walker
SNP	61	J.J. Jansen	Sr.	Served as SNP at ND since 2005 game vs. USC
PR	9	Tom Zbikowski	Sr.	Tied for Irish career record with three punt return TDs
KR	5	Armando Allen	Fr.	Avg. 18.9 yards/return on eight kickoff returns
	23	Golden Tate	Fr.	Avg. 27.0 yards/return on two kickoff returns

**KEY PROBABLE NON-STARTERS**

Pos.	No.	Player	Class	Notes
HB	5	Armando Allen	Fr.	Team-high seven rec.; 113.0 all-purpose yds/game
HB	34	James Aldridge	So.	Had six carries for 19 yds (long of 7) against Ga. Tech
HB	37	Junior Jabbie	Sr.	Picked up first career reception against Ga. Tech
HB	34	Robert Hughes	Fr.	One of nine freshmen to make ND debuts vs. Ga. Tech
WR	1	D.J. Hord	Jr.	Picked up first career reception vs. Ga. Tech (missed '06)
WR	18	Duval Kamara	Fr.	Three grabs for 25 yards in first two games of career
WR	82	Robbie Parris	So.	Avg. 16.2 yards/rec.; career-best 35-yd grab vs. PSU
OL	55	Eric Olsen	So.	Adds depth at guard spot; played in 10 career games
TE	84	Will Yeatman	So.	Picked up first career reception against Ga. Tech
TE	88	Konrad Reuland	So.	Former USA Today All-American TE out of Mission Viejo H.S.
NT	95	Ian Williams	Fr.	One of nine freshmen to make ND debuts vs. Ga. Tech
RDE	57	Dwight Stephenson, Jr.	Sr.	Son of NFL Hall of Fame center Dwight Stephenson
ILB	41	Scott Smith	Jr.	Picked up a career best four tackles vs. Ga. Tech
OLB	56	Kerry Neal	Fr.	One of nine freshmen to make ND debuts last week
OLB	58	Brian Smith	Fr.	Son of former Irish fullback Chris Smith (1981-84)
CB	15	Leo Ferrine	Sr.	Returned an INT 16 yds for a TD against Syracuse in '05
CB	22	Ambrose Wooden	Sr.	Veteran has started 16 career games for the Irish

Active Notre Dame Players Against Michigan									
JOE BROCKINGTON									
	G	UA	A	Total	TFL-Yds	Scks	PD	FF	FR
2005	1	1	0	1	0.0	0	0	0	0
2006	1	0	0	0	0.0	0	0	0	0
TOTAL	2	1	0	1	0.0	0	0	0	0
DAVID BRUTON									
	G	UA	A	Total	TFL-Yds	Scks	PD	FF	FR
2005	1	1	0	1	0.0	0	0	0	0
2006	1	1	1	2	0.0	0	0	0	0
TOTAL	2	2	1	3	0.0	0	0	0	0
JOHN CARLSON									
	G	Rec	Yds	TD	Lg	Rec/G	Avg/C	Avg/G	
2004	1	0	0	0	0	0.0	0.0	0.0	
2005	1	0	0	0	0	0.0	0.0	0.0	
2006	1	3	42	0	33	3.0	14.0	42.0	
TOTAL	2	3	42	0	33	1.5	14.0	21.0	
MAURICE CRUM, JR.									
	G	UA	A	Total	TFL-Yds	PD	FF	FR	INT
2005	1	4	1	5	0.0-0	0	1	0	0
2006	1	2	4	6	1.0-1	0	0	0	0
TOTAL	2	6	5	11	1.0-1	0	1	0	0
DAVID GRIMES									
	G	Rec	Yds	TD	Lg	Rec/G	Avg/C	Avg/G	
2005	1	0	0	0	0	0.0	0.0	0.0	
2006	1	4	48	0	20	4.0	12.0	48.0	
TOTAL	2	4	48	0	20	2.0	12.0	24.0	
TERRAIL LAMBERT									
	G	UA	A	Total	TFL-Yds	PD	FF	FR	INT
2005	1	2	0	2	0.0-0	0	0	0	0
2006	1	1	1	2	0.0-0	0	0	0	0
TOTAL	2	3	1	4	0.0-0	0	0	0	0
TREVOR LAWS									
	G	UA	A	Total	TFL-Yds	PD	FF	FR	INT
2004	1	2	2	4	1.0-3	0	0	0	0
2005	1	1	0	1	0.0-0	1	0	0	0
2006	1	3	8	11	1.0-3	0	0	0	0
TOTAL	3	6	10	16	2.0-6	1	0	0	0
GEOFF PRICE									
	G	NO.	YDS	LONG	AVG.				
2006	1	7	363	59	51.9				
TOTAL	1	7	363	59	51.9				
ASAPH SCHWAPP									
	G	Att	Yds	TD	Lg	Avg/C	Avg/G		
2005	1	2	8	0	4	4.0	8.0		
TOTAL	1	2	8	0	4	4.0	8.0		
GEORGE WEST									
	G	No.	Yds	TD	Lg	Avg/R	Avg/G		
2006	1	1	13	0	13	13.0	13.0		
TOTAL	1	1	13	0	13	13.0	13.0		
AMBROSE WOODEN									
	G	UA	A	Total	TFL-Yds	PD	FF	FR	INT
2004	1	0	1	1	0.0-0	0	0	0	0
2005	1	4	1	5	0.0-0	0	0	0	0
2006	1	1	1	2	0.0-0	0	0	0	0
TOTAL	3	5	3	8	0.0-0	0	0	0	0
TOM ZBIKOWSKI									
	G	UA	A	Total	TFL-Yds	PD	FF	FR	INT
2004	1	3	1	4	0.0-0	1	0	0	0
2005	1	4	5	9	0.0-0	0	2	0	1
2006	1	4	4	8	0.0-0	0	0	0	0
TOTAL	3	11	10	21	0.0-0	1	2	0	1
Punt Returns									
	G	No.	Yds	TD	Lg	Avg/R	Avg/G		
2005	1	1	19	0	19	19.0	19.0		
2006	1	1	4	0	4	4.0	4.0		
TOTAL	2	2	23	0	19	11.5	11.5		

**A WIN THIS WEEK WOULD...**

- Give the Irish consecutive victories over Michigan in Ann Arbor for the first time since the 1987 and 1989 seasons (would be the third time in series history).
- Prevent the Irish from their first 0-3 start since 2001 and just the second ever in Notre Dame football history.
- Improve Notre Dame to 15-19-1 (.443) in the all-time series with Michigan.
- Improve the Irish to 8-10-0 (.800) in the all-time series with the Wolverines in Ann Arbor.
- Improve an unranked Notre Dame squad to 2-2-0 all-time against Michigan.
- Improve an unranked Notre Dame squad to 1-1-0 all-time against Michigan in Ann Arbor.
- Improve Weis' record to 20-8 (.714) overall, 2-1 against Michigan and 6-4 against the Big 10 Conference.
- Improve Weis' road record to 9-2 (.818).
- Improve Weis' record to 8-4 (.667) in September games.
- Improve Weis' record to 14-5 (.737) in afternoon games.
- Improve Notre Dame's all-time record to 822-271-42 (.743).
- Improve the Irish all-time record on the road to 288-135-22 (.672).
- Improve Notre Dame's all-time record against the Big 10 Conference to 217-108-15 (.660).
- Improve Notre Dame's all-time record on the road against the Big 10 Conference to 96-68-9 (.581).

**A LOSS THIS WEEK WOULD...**

- Make the Irish 0-3 for the first time since 2001 and just the second time in Notre Dame football history.
- Drop Notre Dame to 14-20-1 (.443) in the all-time series with Michigan.
- Drop the Irish to 7-11-0 (.800) in the all-time series with the Wolverines in Ann Arbor.
- Drop an unranked Notre Dame squad to 1-3-0 all-time against Michigan.
- Drop an unranked Notre Dame squad to 0-2-0 all-time against Michigan in Ann Arbor.
- Drop Weis' record to 19-9 (.714) overall, 1-2 against Michigan and 5-5 against the Big 10 Conference.
- Drop Weis' road record to 8-3-0 (.818).
- Drop Weis' record to 7-5 (.667) in September games.
- Drop Weis' record to 13-6 (.737) in afternoon games.
- Drop Notre Dame's all-time record to 821-272-42 (.743).
- Drop the Irish all-time record on the road to 287-136-22 (.672).
- Drop Notre Dame's all-time record against the Big 10 Conference to 216-109-15 (.660).
- Improve Notre Dame's all-time record on the road against the Big 10 Conference to 95-69-9 (.581).

**NOTRE DAME VS. BIG 10**

Notre Dame has faced no other conference as often as the Big Ten. The Irish have played 338 all-time games against the 11 current members of the league. Notre Dame is 216-107-15 in those meetings. The Irish has played almost three times as many games against the Big Ten as any other conference. The Pac-10 (122) and

ACC (104) are the only other conferences against whom Notre Dame has played at least 100 games.

❑ Notre Dame has faced Michigan 34 times (14-19-1), fourth most of any Big Ten program. Purdue leads the Big Ten with 77 all-time games against Notre Dame (51-25-2) followed by Michigan State (44-25-1) and Northwestern (37-8-2).

❑ Last week's matchup with Penn State, the 19th all-time meeting, was the second with the Nittany Lions as a member of the conference.

❑ Notre Dame played four members of the Big 10 in 2006 and will do the same in 2007. In addition to Penn State and Michigan, the Irish will face Michigan State and Purdue. Notre Dame has played a member of the Big Ten every single season since 1915. The Irish face Michigan, Michigan State and Purdue for the sixth consecutive season.

❑ Notre Dame has posted a 217-108-15 record against Big Ten opponents on the road.

**NOTRE DAME - MICHIGAN SERIES NOTES**

❑ This year's meeting will mark the 35th meeting between Notre Dame and Michigan, with the Wolverines holding a 19-14-1 series lead. Notre Dame has captured two of the last three meetings, including its last trip to Ann Arbor. (see page 3 for recap). The Irish also own a 7-10-0 record against Michigan in Ann Arbor.

❑ The first meeting between the two schools took place during the 1887 season. Michigan blanked Notre Dame, 8-0, in South Bend. The Wolverines proceeded to win the next seven games over the Irish. Notre Dame's first victory over Michigan came during the 1909 season in Ann Arbor by a score of 11-3. The two teams would not meet for another 33 years. After the Wolverines and Irish split meetings in 1942 and 1943, the series took another break, this time 35 years. Since renewing the rivalry in 1978, Notre Dame and Michigan have played every season except 1983, 1984, 1995, 1996, 2000 and 2001.

❑ Prior to this year's matchup, either Notre Dame or Michigan had been ranked entering the game for each of the past 24 meetings. The last meeting between the Irish and Wolverines in which they were each unranked came way back in 1909 -- an era before national polls. (polls debuted in 1936). Furthermore, six times both teams have been ranked in the Top 10 and three games one or the other was ranked No 1.

❑ Michigan is one of only two school's that own a winning record against Notre Dame (based on a minimum of five all-time meetings). Florida State is the other program.

❑ Over the last 15 meetings (dating back to 1988), the Notre Dame-Michigan game has been decided by a touchdown or less on 10 different occasions.

**NOTRE DAME-MICHIGAN SERIES PRODUCES EXCITING GAMES**

❑ Eight of the last 16 Notre Dame-Michigan games have been decided by five points or less while only four of the last 23 games have been won by more than 10 points: Michigan's 25-7 home win in 1981, Notre Dame's 26-7 victory at Michigan in 1987, Notre Dame's 36-20 triumph at home in 1998, Michigan's 38-0 victory in Ann Arbor back in 2004 and the Wolverines 47-21 win in 2006.

❑ The average margin of victory has been just 4.0 points over the span of the all-time series. Take away the 2004 and 2006 meetings and the average margin of victory is 2.3.

❑ Five of the last 21 games in the series have seen the winning points come in the final two minutes (1980, '88, '90, '94 and '99), including two that were decided in the final seconds ('80 and '94).

**IRISH, WOLVERINES RANK AT TOP OF MOST NCAA LISTS**

❑ Notre Dame has won 11 consensus national championships, while Michigan has won nine titles.

❑ Notre Dame currently has 821 career Division I-A victories (second all-time), while Michigan leads with 860 career wins, although the Wolverines have played nine more seasons than the Irish.

❑ Michigan holds the record for times ranked in the Associated Press poll (747), followed closely by Ohio State (722) and Notre Dame (705).

❑ Notre Dame ranks first all-time with 95 consensus All-America selections (from 79 players), while Michigan is tied for second on that list with 76 consensus All-America picks (from 64 players each). USC (66 players) and Ohio State (58 players) each have 75 selections.

**IRISH RECORD SETTERS IN THE NOTRE DAME-MICHIGAN SERIES**

❑ Harry Jewett scored Notre Dame's first ever touchdown on April 20, 1888 and it came against Michigan on a five-yard scamper.

❑ The following performances are tied for first in the Irish record book and came in games against Michigan: two kickoff returns for touchdowns (Raghib Ismail, 1989); and 26 tackles (Bob Crable, 1978).

❑ Crable also recorded the fourth (20 tackles against Michigan in 1981) and fifth most ever in a single game (19 tackles against Michigan in 1980).

❑ The following performances are tied for fourth in the Irish record book (all on four attempts): four field goals by Chuck Male (1979), John Carney (1985) and Reggie Ho (1988).

❑ Raghib "Rocket" Ismail's 192 kick return yards in 1989 rank second in Irish history.

❑ Harry Oliver's game-winning 51-yard field goal versus Michigan in 1980 is tied for the second-longest kick in Irish history, while Ricky Watters' 81-yard punt return against the Wolverines in 1988 ranks 11th all-time at Notre Dame.

❑ Notre Dame's all-time opponent records do not include any by Michigan (both team and individual).

<b>Notre Dame's Record When...</b>		
	<b>2007</b>	<b>Weis Era</b>
At Home	0-1	10-4
On The Road	0-1	8-2
Neutral Site Games	0-0	1-2
In Overtime	0-0	0-1
Coming off a loss	0-1	4-3
Coming off a win	0-0	14-1
Coming of a open date	0-0	1-1
Both teams are AP-ranked	0-0	3-5
Neither team is ranked	0-1	0-1
ND is ranked higher	0-0	17-2
Opponent is ranked higher	0-1	2-5
Vs. In-state Opponents	0-0	2-0
In September	0-2	7-4
In October	0-0	5-2
In November	0-0	8-1
In December	0-0	0-0
In January	0-0	0-2
On Television	0-2	19-8
On NBC	0-1	10-4
On ABC	0-0	6-2
On ESPN	0-1	1-1
On CBS	0-0	1-0
On CSTV	0-0	1-0
On Fox	0-0	0-1
Afternoon Games	0-1	13-5
Night Games	0-1	5-3
Decided By 7 or Less	0-0	4-2
Scoring First	0-1	13-2
Opponent Scores First	0-1	6-6
Leading At Halftime	0-0	15-1
Tied At Halftime	0-0	1-0
Trailing At Halftime	0-2	3-7
Leading After 3 Qtrs.	0-0	15-0
Tied After 3 Qtrs.	0-0	0-1
Trailing After 3 Qtrs.	0-2	4-7
In Overtime	0-0	0-1
Scoring 40+ Points	0-0	9-1
Scoring 30+ Points	0-0	16-2
Scoring 20-29 Points	0-0	10-5
Scoring 0-19 Points	0-2	2-3
Allowing 40+ Points	0-0	0-4
Allowing 30+ Points	0-2	2-8
Allowing 20-29 Points	0-0	8-3
Allowing 0-19 Points	0-0	10-0
Outrushing Opponent	0-0	9-0
Getting Outrushed	0-2	10-8
Passing For More Yds	0-1	16-4
Passing For Fewer Yds	0-1	3-4
Outgaining Opponent	0-0	14-1
Getting Outgained	0-2	5-6
Winning Time of Poss.	0-0	14-3
Losing Time of Poss.	0-2	5-5
Scoring a Def./ST TD	0-1	7-2
Allowing a Def./ST TD	0-0	2-3
Fewer Penalty Yards	0-1	8-5
More Penalty Yards	0-1	11-3
Winning Turnover Battle	0-1	13-4
Losing Turnover Battle	0-1	2-3
Individual 100-yard rusher	0-0	11-2
Individual 100-yard receiver	0-0	12-3
Individual 200-yard passer	0-0	19-4
Opponent 100-yard rusher	0-2	3-7
Opponent 100-yard receiver	0-0	9-6
Opponent 200-yard passer	0-0	9-6

**Notre Dame Head Coach  
Charlie Weis**



**PERSONAL INFORMATION**

**BIRTHDAY:** March 30, 1956

**FAMILY:** Wife, Maura; Son, Charlie, Jr. (14) and Hannah (12)

**HIGH SCHOOL:** Middlesex High School, Middlesex, N.J.

**EDUCATION:** Bachelor's Degree in speech and drama, Notre Dame, 1978; Master's Degree in education, South Carolina, 1989

**COACHING EXPERIENCE**

Year	School/Team	Assignment
1979	Boonton (N.J.) High School	Assistant Coach
1980	Morristown (N.J.) High School	Assistant Coach
1981	Morristown (N.J.) High School	Assistant Coach
1982	Morristown (N.J.) High School	Assistant Coach
1983	Morristown (N.J.) High School	Assistant Coach
1984	Morristown (N.J.) High School	Assistant Coach
1985	South Carolina	Graduate Assistant Coach/Defensive Backs
1986	South Carolina	Graduate Assistant Coach/Linebackers
1987	South Carolina+	Volunteer Coach/Defensive Ends
1988	South Carolina@	Assistant Recruiting Coordinator
1989	Franklin Township (N.J.) High School	Head Coach
1990	New York Giants*	Defensive Assistant/Asst. Special Teams
1991	New York Giants	Running Backs
1992	New York Giants	Running Backs
1993	New England Patriots	Tight Ends
1994	New England Patriots	Tight Ends
1995	New England Patriots	Running Backs
1996	New England Patriots#	Wide Receivers
1997	New York Jets	Wide Receivers
1998	New York Jets^	Offensive Coordinator/Wide Receivers
1999	New York Jets	Offensive Coordinator/Wide Receivers
2000	New England Patriots	Offensive Coordinator/Running Backs
2001	New England Patriots*	Offensive Coordinator/Quarterbacks/RBs
2002	New England Patriots	Offensive Coordinator/Quarterbacks
2003	New England Patriots*	Offensive Coordinator
2004	New England Patriots*	Offensive Coordinator
2005	University of Notre Dame%	Head Coach
2006	University of Notre Dame\$	Head Coach
2007	University of Notre Dame	Head Coach

**Notre Dame Total (2 seasons) .....19-7-0 (.731)**

+ Gator Bowl

\* Super Bowl champion

^ AFC Title game

\$ Sugar Bowl

@ Liberty Bowl

# Super Bowl appearance

% Fiesta Bowl

**Head-to-Head Statistical Comparison  
(2007 Stats)**

NOTRE DAME				MICHIGAN		
#	NCAA	Category		Category	NCAA	#
6.50	117th	Scoring Offense	vs.	Scoring Defense	101st	36.50
133.00	119th	Total Offense	vs.	Total Defense	108th	505.50
-4.00	119th	Rushing Offense	vs.	Rushing Defense	109th	245.50
137.00	107th	Passing Offense	vs.	Passing Defense	95th	260.00
98.22	102nd	Passing Efficiency Off.	vs.	Passing Efficiency Def.	116th	190.79
32.00	93rd	Scoring Defense	vs.	Scoring Offense	92nd	19.50
340.50	54th	Total Defense	vs.	Total Offense	t-41st	422.00
214.50	100th	Rushing Defense	vs.	Rushing Offense	37th	195.00
126.00	13th	Passing Defense	vs.	Passing Offense	56th	227.00
98.84	32nd	Passing Efficiency Def.	vs.	Passing Efficiency Off.	100th	98.41
35.24	65th	Net Punting	vs.	Net Punting	15th	40.00
15.33	27th	Punt Returns	vs.	Punt Returns	64th	8.33
17.75	97th	Kickoff Returns	vs.	Kickoff Returns	81st	20.00
-0.50	71st	Turnover Margin	vs.	Turnover Margin	t-82nd	-1.00
1.50	65th	Sacks	vs.	Sacks Allowed	t-83rd	2.50
7.50	119th	Sacks Allowed	vs.	Sacks	t-32nd	2.50

**REMEMBER THESE NAMES**

Here are just a few of the memorable names and performances from the Notre Dame - Michigan series in Notre Dame Stadium:

□ 1980 - Harry Oliver's legendary 51-yard field goal at the gun pushes Notre Dame to a 29-27 victory.

□ 1986 - Unranked Notre Dame takes #3 Michigan to the brink, piling up 455 yards of offense behind Tim Brown (65 yards, touchdown run). John Carney misses possible game-winning field goal with 18 seconds remaining.

□ 1988 - Reggie Ho kicks four field goals to lead Notre Dame to victory, 19-17. Mike Gillette misses a 49-yard attempt as time expires. Ricky Watters scores Notre Dame's lone touchdown on an 81-yard punt return.

□ 1990 - Rick Mirer connects with Adrian Jarrell for an 18-yard touchdown pass with 1:40 remaining to give Notre Dame a 28-24 victory. Michael Stonebreaker and Reggie Brooks (then a cornerback) post crucial second half interceptions of Elvis Grbac. Desmond Howard explodes for 133 yards receiving and two touchdowns for the Wolverines.

□ 1994 - Remy Hamilton drills a 42-yard field goal to provide Michigan with its most recent victory in Notre Dame Stadium, 26-24. Hamilton's kick erases a Ron Powlus - Derrick Mayes possible game-winning touchdown pass.

□ 1998 - Autry Denson rushes for 163 yards and two touchdowns as Notre Dame scored 30 points in the second half en route to a 36-20 victory over #5 Michigan.

□ 2002 - Ryan Grant rushes for a (then) career-high 132 yards and two touchdowns to help Notre Dame defeat Michigan 25-23. Shane Walton posts an interception on the Wolverines' final offensive play to seal the victory.

□ 2004 - Darius Walker ran for 115 yards on 31 carries and two fourth-quarter touchdowns as the Irish beat No. 8 Michigan, 28-20. He was the first Notre Dame freshman to rush for more than 100 yards since Julius Jones had 146 yards against Navy in 1999.

□ 2005 - Brady Quinn threw two touchdown passes in the first half and the 20th-ranked Fighting Irish held on to beat the No. 3 Wolverines, 17-10, making Charlie Weis the first Notre Dame coach to win his first two games on the road since Knute Rockne in 1918.

**NOTRE DAME-MICHIGAN CONNECTIONS**

□ Notre Dame defensive coordinator Corwin Brown was a member of four Big Ten championship teams at Michigan. He played in three Rose Bowls during his time in Ann Arbor (1989-1992). Recruited to the Wolverines by legendary head coach Bo Schembechler, Brown was a four-year letterwinner on teams that finished with a 38-7-3 record and never finished a season ranked lower than seventh in the Associated Press poll. He was a tri-captain of the 1992 Wolverine team and also earned first-team all-Big Ten honors that season after ranking second on the squad with 82 tackles. Brown started every game as a junior and received second-team all-Big Ten accolades following a 71-tackle season. He majored in English and received his degree in 1994.



- Erik Campbell, Michigan's assistant head coach/wide receivers, spent three years (1991-93) at Ball State. Notre Dame offensive coordinator Mike Haywood spent two years with the Cardinals (1993-94). The two each served under former Ball State head coach Paul Schudel.
- Notre Dame tight ends/special teams coach Bernie Parmalee played college football at Ball State (1987-90) and remains the schools career leader in rushing yards. Michigan offensive coordinator/tight ends Mike DeBord was the offensive line coach for the Cardinals in 1989.
- Notre Dame defensive line coach Jappy Oliver and Michigan associate head coach/running backs Fred Jackson served on Gerry DiNardo's (Notre Dame '74) staff at Vanderbilt in 1991.
- Steve Szabo, Michigan's linebackers coach, was a volunteer coach, while Notre Dame head coach Charlie Weis was the offensive coordinator for the 2003 Super Bowl champion New England Patriots.
- The 2007 Notre Dame roster features two players from the state of Michigan, including junior WR David Grimes and junior QB Evan Sharpley. Grimes is a native of Detroit and graduated from DePorres High School. Sharpley graduated from Marshall High School in Marshall, Michigan.
- Michigan senior TE Mike Massey's father, Jim, played defensive end for the Irish in 1969.
- The 2007 Michigan roster features three players from the state of Indiana, including sophomore S Stevie Brown, senior LB Chris Graham and freshman S Artis Chambers.
- A number of players from Michigan and Notre Dame either attended the same high school or hail from the same hometown.

<b>Notre Dame</b>	<b>High School/Hometown</b>	<b>Michigan</b>
David Grimes, WR	Detroit, Mich.	Shakir Edwards, DB John Thompson, ILB Brandon Graham, DE Lawrence Perry, DL Andre Criswell, TE Carson Butler, TE
Nate Whitaker, PK Will Yeatman, TE	San Diego, Calif.	Morgan Trent, QB
Kevin Washington, LB	Sugar Land, Texas	Troy Woolfolk, DB
Terrail Lambert, DB	St. Bonaventure H.S. (Calif.)	Michael Williams, Jr., DB
Chris Stewart, OG	Klein H.S. (Texas)	Mark Ortmann, OL
Derrell Hand, NT	Philadelphia, Pa.	Marques Slocum, DT
Eric Olsen, OL	Staten Island, N.Y.	John Ferrara, DT
Gary Gray, DB	Columbia, S.C./Richland Northeast H.S.	Adam Patterson, DE

**Irish Players Among National Leaders**

<b>Category</b>	<b>Rank</b>	<b>Stat</b>	<b>National Leader</b>	<b>Stat</b>
Rushing Offense	119	-4.00	Arkansas	350.00
Passing Offense	107	137.00	Hawaii	544.00
Total Offense	119	133.00	Louisville	692.00
Scoring Offense	117	6.50	Louisville	65.50
Rushing Defense	100	214.50	Penn St.	-1.50
Pass Efficiency Defense	32	98.84	LSU	43.51
Total Defense	54	340.50	Ohio St.	122.50
Scoring Defense	93	32.00	Iowa	1.50
Net Punting	65	35.24	Southern Methodist	47.10
Punt Returns	27	15.33	Hawaii	40.50
Kickoff Returns	97	17.75	Kansas	41.25
Turnover Margin	71	-.50	Cincinnati	4.50
Pass Defense	13	126.00	Tulsa	66.00
Passing Efficiency	102	98.22	Oklahoma	241.64
Sacks	65	1.50	Indiana	6.50
Tackles For Loss	T-98	4.50	Oklahoma	13.00
Sacks Allowed	119	7.50	Louisville	.00
<b>Interceptions</b>		<b>Punting</b>		
Darrin Walls	t-32nd, 0.50	Geoff Price	42nd, 41.94	
<b>Field Goals</b>		<b>Tackles</b>		
Brandon Walker	t-46th, 1.0	Trevor Laws	t-50th, 9.50	
		Joe Brockington	t-97th, 8.50	

**Notre Dame Players Experience Career Firsts In 2007**

**GAME**

- So., DS/DC, Leonard Gordan (vs. Ga. Tech)
- So., FB, Luke Schmidt (vs. Ga. Tech)
- So., DT, Paddy Mullen (vs. Ga. Tech)
- So., DE, Kallen Wade (vs. Ga. Tech)
- So., QB, Demetrius Jones (vs. Ga. Tech)
- So., OG, Dan Wenger (vs. Ga. Tech)
- Fr., HB, Armando Allen (vs. Ga. Tech)
- Fr., QB, Jimmy Clausen (vs. Ga. Tech)
- Fr., HB, Robert Hughes (vs. Ga. Tech)
- Fr., WR, Duval Kamara (vs. Ga. Tech)
- Fr., LB, Kerry Neal (vs. Ga. Tech)
- Fr. OT, Matt Romine (vs. Ga. Tech)
- Fr., KR, Golden Tate (vs. Ga. Tech)
- Fr., PK, Brandon Walker (vs. Ga. Tech)
- Fr., NT, Ian Williams (vs. Ga. Tech)
- Fr., OLB, Brian Smith (vs. Penn State)

**START**

- Sr., OLB, Anthony Vernaglia (vs. Ga. Tech)
- Jr., FS, David Bruton (vs. Ga. Tech)
- Jr., NT, Pat Kuntz (vs. Ga. Tech)
- Jr., OT, Paul Duncan (vs. Ga. Tech)
- Jr., OG, Michael Turkovich (vs. Ga. Tech)
- Jr., OG, Dan Wenger (vs. Ga. Tech)
- So., QB, Demetrius Jones (vs. Ga. Tech)
- So., WR, George West (vs. Ga. Tech)
- So., OLB, John Ryan (vs. Ga. Tech)
- Fr., QB, Jimmy Clausen (vs. Penn State)
- Fr., HB, Armando Allen (vs. Penn State)

**RUSH**

- So., QB, Demetrius Jones (vs. Ga. Tech)
- Fr., HB, Armando Allen (vs. Ga. Tech)
- Fr., QB, Jimmy Clausen (vs. Ga. Tech)
- Sr., TB, Junior Jabbie (vs. Penn State)

**RECEPTION**

- Sr., TB, Junior Jabbie (vs. Ga. Tech)
- Jr., WR, D.J. Hord (vs. Ga. Tech)
- So., TE, Will Yeatman (vs. Ga. Tech)
- Fr., WR, Duval Kamara (vs. Ga. Tech)
- Fr., HB, Armando Allen (vs. Ga. Tech)

**PASS ATTEMPT**

- So., QB, Demetrius Jones (vs. Ga. Tech)
- Fr., QB, Jimmy Clausen (vs. Ga. Tech)

**PASS COMPLETION**

- So., QB, Demetrius Jones (vs. Ga. Tech)
- Fr., QB, Jimmy Clausen (vs. Ga. Tech)

**FIELD GOAL**

- Fr., PK, Brandon Walker (vs. Ga. Tech)

**FIELD GOAL ATTEMPT**

- So., PK, Nate Whitaker (vs. Penn State)

**KICK RETURN**

- Fr., HB, Armando Allen (vs. Ga. Tech)
- Fr., HB, Robert Hughes (vs. Ga. Tech)
- Fr., KR, Golden Tate (vs. Ga. Tech)

**TACKLE**

- Sr., LS, J.J. Jansen (vs. Ga. Tech)
- So., OLB, Morrice Richardson (vs. Ga. Tech)
- So., DT, Paddy Mullen (vs. Ga. Tech)
- Fr., NT, Ian Williams (vs. Ga. Tech)
- Fr., LB, Kerry Neal (vs. Penn State)
- Fr., KR, Golden Tate (vs. Ga. Tech)

**TACKLE FOR LOSS**

- Fr., NT, Ian Williams (vs. Penn State)

**PASS BREAKUP**

- Jr., NT, Pat Kuntz (vs. Ga. Tech)

**INTERCEPTION**

- So., DB, Darrin Walls (vs. Penn State)

**SACK**

- Jr., FS, David Bruton (vs. Ga. Tech)
- So., OLB, Morrice Richardson (vs. Penn State)
- So., OLB, John Ryan (vs. Penn State)

**PUNT**

- Jr., P, Eric Maust (vs. Penn State)

**Scoring Summary**

	<u>1</u>	<u>2</u>	<u>3</u>	<u>4</u>	<u>E</u>
Michigan	20	14	6	7	- 47
Notre Dame	7	7	0	7	- 21

**First Quarter**

14:19 UM Burgess 31 yd interception return (Rivas kick)  
 10:16 ND McConnell 3 yd pass from Quinn (Gioia kick), 2-4 0:54  
 3:53 UM Manningham 69 yd pass from Henne (Rivas kick blockd), 4-80 2:15  
 1:12 UM Hart 2 yd run (Rivas kick), 4-27 2:41

**Second Quarter**

11:26 UM Manningham 20 yd pass from Henne (Rivas kick), 6-54 2:41  
 2:30 UM Manningham 22 yd pass from Henne (Rivas kick), 10-59 4:48  
 0:20 ND Samardzija 4 yd pass from Quinn (Gioia kick), 8-72 2:10

**Third Quarter**

5:20 UM Rivas 20 yd field goal, 4-1 1:42  
 0:00 UM Rivas 33 yd field goal, 9-51 4:00

**Fourth Quarter**

12:41 ND McKnight 28 yd pass from Quinn (Gioia kick), 8-80 2:19  
 3:23 UM Woodley 54 yd fumble recovery (Rivas kick)

<b>Team Statistics</b>	<b>UM</b>	<b>ND</b>
FIRST DOWNS	17	15
RUSHES-YARDS (NET)	41-120	17-4
PASSING YDS (NET)	220	241
Passes Att-Comp-Int	22-13-1	49-25-3
TOTAL OFFENSE PLAYS-YARDS	63-340	66-245
Fumble Returns-Yards	1-54	0-0
Punt Returns-Yards	4-64	1-4
Kickoff Returns-Yards	4-59	7-158
Interception Returns-Yards	3-66	1-51
Punts (Number-Avg)	6-37.5	7-51.9
Fumbles-Lost	0-0	2-2
Penalties-Yards	5-70	11-84
Possession Time	33:56	26:04
Third-Down Conversions	4 of 13	2 of 13
Fourth-Down Conversions	0 of 0	1 of 2
Red-Zone Scores-Chances	4-4	2-2
Sacks By: Number-Yards	3-19	2-12

**INDIVIDUAL LEADERS**

**RUSHING:** Michigan-Mike Hart 31-124; Kevin Grady 6-9; TEAM 1-minus 3; Chad Henne 3-minus 10. Notre Dame-Darius Walker 10-25; Munir Prince 2-minus 1; Evan Sharpely 1-minus 2; Brady Quinn 4-minus 18.

**PASSING:** Chad Henne 13-22-1-220. Notre Dame-Brady Quinn 24-48-3-234; Evan Sharpely 1-1-0-7.

**RECEIVING:** Michigan-Steve Breaston 6-42; Mario Manningham 4-137; Adrian Arrington 2-32; Obi Oluigbo 1-9. Notre Dame-Darius Walker 7-35; Rhema McKnight 5-76; David Grimes 4-48; Jeff Samardzija 4-30; John Carlson 3-42; Robby Parris 1-7; Ashley McConnell 1-3.

**INTERCEPTIONS:** Michigan-Prescott Burgess 2-66; Leon Hall 1-0. Notre Dame-Chinedum Ndukwe 1-51.

**FUMBLES:** Michigan-None. Notre Dame-David Grimes 1-1; Brady Quinn 1-1.

**SACKS (UA-A):** Michigan-Jamison, Tim 1-0; Crable, Shawn 1-0. Notre Dame-THOMAS, Travis 1-0; LAWS, Trevor 1-0.

**TACKLES (UA-A):** Michigan-Morgan Trent 5-1; Brandon Harrison 3-3; David Harris 3-3; Prescott Burgess 1-4; Shawn Crable 3-1; Jamar Adams 1-3; Ryan Mundy 2-1; Leon Hall 1-2; Anton Campbell 2-0; LaMarr Woodley 1-1; Charles Stewart 1-0; Johnny Sears 1-0; Stevie Brown 1-0; Alan Branch 1-0; LaTerryal Savoy 1-0; Chad Henne 1-0; Obi Oluigbo 1-0; Tim Jamison 1-0; Eugene Germany 0-1; Will Johnson 0-1; John Thompson 0-1. Notre Dame-Chinedum Ndukwe 5-6; Trevor Laws 3-8; Victor Abiamiri 3-6; Tom Zbikowski 4-4; Derek Landri 2-4; Maurice Crum 2-4; Ronald Talley 1-5; Casey Cullen 2-2; Mike Richardson 1-2; Travis Thomas 1-2; Mitchell Thomas 0-3; Terrail Lambert 1-1; Ambrose Wooden 1-1; David Bruton 1-1; Nick Borseti 0-2; Ray Herring 1-0; Steve Quinn 1-0; Rhema McKnight 1-0; Darrin Walls 1-0; Geoff Price 0-1; John Carlson 0-1; Marcus Freeman 0-1.

**The Last Meeting  
 No. 11 Michigan 47, No. 2 Notre Dame 21  
 Sept. 16, 2006**

**NOTRE DAME, Ind. (AP)** - No. 11 Michigan finally put a Big Blue bruising on the second-ranked Fighting Irish in a 47-21 rout Saturday - the most points scored against Notre Dame at home in 46 years.

Chad Henne threw three touchdown passes to Mario Manningham, and the Wolverines intercepted Brady Quinn three times and shut down the rest of the Irish offense.

Prescott Burgess intercepted Quinn on the second play of the game to set the tone. The Wolverines were ahead 26-7 before the Irish had their initial first down.

The Wolverines (3-0) ended a two-game losing streak to Notre Dame (2-1) as well as a three-game slide at Notre Dame Stadium. The 47 points were second only to the 51 scored at Notre Dame by Purdue in 1960.

It was a huge win for Michigan coach Lloyd Carr, who had been under fire for failing to win big games the past two seasons - twice in bowl games, and twice each to Notre Dame and Ohio State. Carr, though, improved to 4-1 against No. 2 teams and 16-6 against Top 10 teams.

For Notre Dame, the loss was another setback on its road to restore its storied program. In 2000, there was a 41-9 loss to Oregon State in the Fiesta Bowl when the Irish were No. 10; three years ago it was a 38-0 loss to Michigan; and last year it was a 34-20 loss to Ohio State in the Fiesta Bowl when the Irish were ranked No. 4.

It was just the eighth time the Irish have given up at least 40 points at home.

The Wolverines jumped on Notre Dame mistakes, including a pass that sailed through the hands of tight end John Carlson to Burgess, who returned it 31 yards for a touchdown. Then Manningham was left open for a 69-yard touchdown catch and David Grimes fumbled a kickoff return that set up a 2-yard TD run by Mike Hart, who finished with 124 yards on 31 carries.

Henne then threw TD passes of 20 and 22 yards to Manningham to make it 34-7. The 34 points were the most allowed in a half by Notre Dame since 1998 when the Irish gave up 42 points in the first half in a 45-3 loss at Michigan State.

The 34 first-half points by an opponent were the most since Purdue scored 45 in its '51-19 win in 1960.

Quinn, touted as the Heisman Trophy favorite, was just 3-of-13 passing for 14 yards before going 7-of-7 for 71 yards in leading the Irish to a touchdown drive just before halftime, cutting the score to 34-14.

Michigan held Notre Dame to 4 yards rushing on 17 carries and 245 total offense, 1 yard more than the Irish had against Michigan last season in their worst offensive output under Charlie Weis. The difference Saturday is Notre Dame gained most of its yards well after the game was decided.

Notre Dame's two top receivers, Jeff Samardzija and Rhema McKnight, didn't have their first catches until Michigan was ahead 34-7.

Hart had his third straight 100-yard game. The Wolverines improved to 12-1 in games when he runs for 100 or more yards.

It also was a big day for Henne, who last season was heavily criticized for his performance in Notre Dame's 17-10 victory.

Henne got off to a rocky start Saturday, throwing a pass that was picked off by Chinedum Ndukwe. Ndukwe returned it 51 yards to the Michigan 4 to set up Notre Dame's first score. But he finished the day 12-of 22 for 220 yards.

Quinn, who has never had a big game against Michigan, struggled again. He threw three interceptions and fumbled a ball that LaMarr Woodley returned 54 yards for a touchdown. He was 24-of-48 for 234 yards.



**The Last Meeting at Michigan  
No. 20 Notre Dame 17, No. 3 Michigan 3  
Sept. 10, 2005**

**ANN ARBOR, Mich.** - A mere two games into his Notre Dame tenure, Charlie Weis has joined Knute Rockne in the record books.

And even though he isn't interested in any comparisons to the famed Fighting Irish coach, if Weis keeps winning games like he did Saturday at No. 3 Michigan he might not have a choice.

Brady Quinn threw two touchdown passes in the first half and the 20th-ranked Fighting Irish held on to beat the Wolverines 17-10, making Weis the first Notre Dame coach to win his first two games on the road since Rockne in 1918.

"If I answered by dignifying that, (Bill) Parcells and (Bill) Belichick would humiliate me," Weis said about his coaching mentors when asked about his connection to Rockne. "I've just coached two games and they've played two games. Let's come back and revisit that in about 10 years."

Notre Dame (2-0), which won at then-No. 23 Pittsburgh last week, snapped the Wolverines' 16-game winning streak at Michigan Stadium and handed them their first loss against a nonconference team at home since 1998. The Irish - two years removed from losing 38-0 in Ann Arbor - also won at Michigan for the first time since 1993.

"I'm happy for the team, but I worry about their heads," Weis said. "I told them to enjoy this tonight, but not too much. You don't want to have a big win like this, then lay an egg at home the next week."

Notre Dame hosts Michigan State next Saturday.

Weis helped New England win three Super Bowls as Belichick's offensive coordinator, and earned his first championship ring with the New York Giants as one of Parcells' assistants.

Against Michigan, the offensive guru began with a shotgun formation and an empty backfield. The Irish didn't use a huddle at times during the opening 12-play drive and didn't have a third down.

"I think that sent a message to start the game like that," said Quinn, who ended the impressive possession with a 5-yard touchdown pass to Rhema McKnight.

The Wolverines (1-1) slowed down Notre Dame's offense, but they squandered several chances in the fourth quarter to pull within a TD before finally capitalizing on their third opportunity.

"We just made too many mistakes in the red zone," Michigan coach Lloyd Carr said. "You can't get the football down there and give it away like we did and expect to win a game like this."

On a fourth-and-3, Chad Henne lofted a 25-yard pass to Mario Manningham with 3:47 left to make it 17-10.

The Wolverines then forced Notre Dame to punt, but four incomplete passes later, the Irish were celebrating on the sideline. As the final seconds ticked off the clock, players ran into the end zone to celebrate with their fans.

"Coming into the Big House and getting a win can be a once-in-a-lifetime experience," Victor Abiamiri said. "You want to do everything you can to let it sink in."

Notre Dame didn't need much help to beat the Wolverines for the third time in four years, but instant replay overturned two calls in its favor in the fourth quarter.

On a sneak from inside Notre Dame's 1, Henne was ruled down, but a review showed that he fumbled and that the Irish's Chinedum Ndukwe recovered the ball in the end zone. On the ensuing possession, officials ruled that Quinn fumbled, but a review showed that his knee was down, allowing the Irish to keep the ball deep in their territory.

Each time, Michigan's student section responded by throwing water bottles and other debris on the field.

"I'm confident and hopeful those calls were properly made because if they weren't, that would obviously be an issue," Carr said.

Quinn was 19-for-30 for 140 yards and Darius Walker ran for 104 yards for the Irish. D.J. Fitzpatrick's 43-yard field goal early in the fourth quarter gave Notre Dame a 17-3 lead.

On its next possession, Walker fumbled, giving Michigan some hope.

The Wolverines drove to Notre Dame's 5, but were turned away after being stuffed on two runs and two passes that fell incomplete. They got inside Notre Dame's 1 on their next possession, before Henne's fumble.

Henne was 19-of-44 for 223 yards with a TD. He was intercepted at Notre Dame's 1 in third quarter and had the key fumble in the fourth. Kevin Grady, replacing the injured Mike Hart, ran for 79 yards. Jason Avant caught five passes for 90 yards.

The game was a defensive struggle as the Wolverines were held to their lowest point total since Iowa beat them 34-9 in 2002. That game started a home-winning streak that Notre Dame snapped in front of 111,386 fans.

Both teams lost a key player in the first half. Michigan running back Michael Hart left after being hit hard by linebacker Corey Mays in the first quarter. Notre Dame's McKnight twisted his right knee after being tackled by Brandent Englemon on an incomplete pass in the second quarter.

Steve Breatson's 30-yard reverse on the last play of the first quarter gave Michigan the ball in Irish territory for the first time. Garrett Rivas' 38-yard field goal made it 7-3.

Notre Dame responded with its second 12-play drive for a TD, capped by Quinn's 5-yard pass to Jeff Samardzija for a 14-3 lead with 4:24 left in the second quarter.

After the Irish's strong start offensively, Michigan's much-maligned defense held them in check for the most part, limiting them to 244 yards.

"We lost a football game, but I think we found a defense," Carr said.

**Scoring  
Summary**

	<u>1</u>	<u>2</u>	<u>3</u>	<u>4</u>	<u>F</u>
Notre Dame	7	7	0	3	- 17
Michigan	0	3	0	7	- 10

**First Quarter**

12:02 ND McKnight 5 yd pass from Quinn (Fitzpatrick kick), 12-76 2:58

**Second Quarter**

14:04 UM Rivas 38 yd field goal, 5-35 1:15

4:24 ND Samardzija 5 yd pass from Quinn (Fitzpatrick kick), 12-72 4:25

**Fourth Quarter**

14:11 ND Fitzpatrick 43 yd field goal, 4-8 1:21

3:47 UM Manningham 25 yd pass from Henne (Rivas kick), 5-50 0:37

**Team Statistics**

	<b>ND</b>	<b>UM</b>
FIRST DOWNS	17	15
RUSHES-YARDS (NET)	44-104	29-114
PASSING YDS (NET)	140	223
Passes Att-Comp-Int	30-19-0	44-19-1
TOTAL OFFENSE PLAYS-YARDS	74-244	73-337
Fumble Returns-Yards	0-0	0-0
Punt Returns-Yards	1-19	6-31
Kickoff Returns-Yards	1-24	4-72
Interception Returns-Yards	1-27	0-0
Punts (Number-Avg)	9-41.2	8-41.2
Fumbles-Lost	3-1	3-1
Penalties-Yards	4-21	4-28
Possession Time	30:56	29:04
Third-Down Conversions	4 of 15	5 of 18
Fourth-Down Conversions	0 of 0	2 of 4
Red-Zone Scores-Chances	2-2	0-3
Sacks By: Number-Yards	2-5	3-16

**INDIVIDUAL LEADERS**

**RUSHING:** Notre Dame-Darius Walker 26-104; Rashon Powers-Neal 6-19; Asaph Schwapp 2-8; Team 2-minus 4; Rhema McKnight 1-minus 7; Brady Quinn 7-minus 16. Michigan-Kevin Grady 18-79; Steve Breaston 2-34; Mike Hart 3-4; Jerome Jackson 1-4; Chad Henne 4-minus 3; Max Martin 1-minus 4.

**PASSING:** Notre Dame-Brady Quinn 19-30-0-140. Michigan-Chad Henne 19-44-1-223.

**RECEIVING:** Notre Dame-Darius Walker 5-22; Jeff Samardzija 4-52; Anthony Fasano 4-18; Rhema McKnight 2-18; Maurice Stovall 2-17; Rashon Powers-Neal 1-9; Matt Shelton 1-4. Michigan-Tyler Ecker 7-74; Jason Avant 5-90; Doug Dutch 2-16; Mike Massey 2-3; Mario Manningham 1-25; Steve Breaston 1-9; Brain Thompson 1-6.

**INTERCEPTIONS:** Notre Dame-Tom Zbikowski 1-27. Michigan-None.

**FUMBLES:** Notre Dame-Brady Quinn 2-0; Darius Walker 1-1. Michigan-Kevin Grady 2-0; Chad Henne 1-1.

**SACKS (UA-A):** Notre Dame- Brian Beidatsch 1-0; Brandon Hoyte 1-0. Michigan-Leon Hall 2-0; Brandent Englemon 1-0.

**TACKLES (UA-A):** Notre Dame-Brandon Hoyte 8-4; Tom Zbikowski 4-5; Corey Mays 4-4; Ambrose Wooden 4-1; Maurice Crum 4-1; Mike Richardson 3-2; Chinedum Ndukwe 1-3; Terrail Lambert 2-0; Travis Thomas 2-0; Ronald Talley 1-1; David Bruton 1-0; Leo Ferrine 1-0; Scott Smith 1-0; Joe Brockington 1-0; Casey Cullen 1-0; Derek Landri 1-0; Chris Frome 1-0; Victor Abiamiri 1-0; Trevor Laws 1-0; Brian Beidatsch 1-0; Anthony Salvador 0-1. Michigan-Grant Mason 13-3; Chris Graham 5-4; Prescott Burgess 7-1; David Harris 7-1; Brandent Englemon 4-2; LaMarr Woodley 3-2; Willis Barringer 4-0; Leon Hall 3-1; Morgan Trent 3-0; Pat Massey 3-0; Gabe Watson 2-1; Pierre Woods 2-0; Rueben Riley 1-0; Will Johnson 1-0; Jamar Adams 0-1; Rondell Biggs 0-1; Will Paul 0-1; John Thompson 0-1.

### 2007 Notre Dame Preseason Honors

#### JAMES ALDRIDGE

- ☐ Phil Steele's #54 Running Back

#### JOE BROCKINGTON

- ☐ Phil Steele's #59 Outside Linebacker

#### DAVID BRUTON

- ☐ Phil Steele's #39 Free Safety

#### JOHN CARLSON

- ☐ Maxwell Award Watch List
- ☐ Mel Kiper's #1 Senior Tight End
- ☐ #1 Senior Tight End Prospect in 2008 NFL Draft (Todd McShay)
- ☐ Phil Steele's #1 Tight End
- ☐ Lindy's #2 Tight End
- ☐ The Sporting News #3 Tight End
- ☐ Athlon Sports First Team Preseason All-American
- ☐ Phil Steele's First Team Preseason All-American
- ☐ Lindy's Second Team Preseason All-American
- ☐ Street & Smith's Second Team Preseason All-American

#### JIMMY CLAUSEN

- ☐ Phil Steele's #64 Quarterback

#### MAURICE CRUM

- ☐ Phil Steele's #18 Inside Linebacker
- ☐ Chuck Bednarik Award Watch List
- ☐ Nagurski Trophy Watch List
- ☐ Lott Award Watch List
- ☐ Lombardi Award Watch List

#### D.J. HORD

- ☐ Phil Steele's #65 Wide Receiver

#### TERRAIL LAMBERT

- ☐ Phil Steele's #31 Cornerback

#### TREVOR LAWS

- ☐ Phil Steele's #49 Defensive End
- ☐ Lombardi Award Watch List

#### GEOFF PRICE

- ☐ Phil Steele's #3 Punter
- ☐ Mel Kiper's #4 Senior Punter
- ☐ Lindy's #8 Punter
- ☐ The Sporting News #9 Punter
- ☐ Phil Steele's Third Team Preseason All-American
- ☐ Street & Smith's Honorable Mention Preseason All-American

#### ASAPH SCHWAPP

- ☐ Phil Steele's #24 Fullback

#### JOHN SULLIVAN

- ☐ Phil Steele's #2 Center
- ☐ Mel Kiper's #3 Senior Center
- ☐ Lindy's #4 Center
- ☐ #9 Senior Offensive Lineman Prospect in 2008 NFL Draft (Todd McShay)
- ☐ Street & Smith's First Team Preseason All-American
- ☐ Phil Steele's Second Team Preseason All-American

- ☐ Athlon Sports Third Team Preseason All-American
- ☐ Outland Trophy Watch List
- ☐ Rimington Award Watch List
- ☐ Lombardi Award Watch List

#### AMBROSE WOODEN

- ☐ Phil Steele's #18 Cornerback
- ☐ #25 Senior Defensive Back Prospect in 2008 NFL Draft (Todd McShay)
- ☐ Street & Smith's Honorable Mention Preseason All-American

#### SAM YOUNG

- ☐ Phil Steele's #10 Offensive Tackle
- ☐ Street & Smith's Honorable Mention Preseason All-American

#### TOM ZBIKOWSKI

- ☐ Mel Kiper's #1 Senior Safety
- ☐ Phil Steele's #1 Strong Safety
- ☐ The Sporting News #1 Strong Safety
- ☐ Lindy's #3 Safety
- ☐ #10 Senior Defensive Back Prospect in 2008 NFL Draft (Todd McShay)
- ☐ ESPN.com (Ivan Maisel) First Team Preseason All-American
- ☐ Athlon Sports First Team Preseason All-American
- ☐ The Sporting News First Team Preseason All-American
- ☐ Phil Steele's First Team Preseason All-American
- ☐ Lindy's Second Team Preseason All-American
- ☐ Street & Smith's Honorable Mention Preseason All-American
- ☐ Jim Thorpe Award
- ☐ Chuck Bednarik Award Watch List
- ☐ Nagurski Trophy Watch List
- ☐ Lott Award Watch List

#### TEAM PRESEASON UNIT RANKINGS

- ☐ Phil Steele's #17 Special Teams
- ☐ Phil Steele's #22 Running Backs

#### TEAM PRESEASON NATIONAL RANKINGS

- ☐ Lindy's #36
- ☐ Athlon Sports #38
- ☐ Phil Steele #38
- ☐ The Sporting News #39

#### HOW DO THEY STACK UP?

Average weight of the offensive and defensive lines:

ND OL 301.8 lbs. vs. UM DL 281.5 lbs.  
ND DL 284.3 lbs. vs. UM OL 302.2 lbs.

Average height of the receivers and the secondaries:

ND WR/TE 6' 1" vs. UM DB 6' 1"  
ND DB 6' 0" vs. UM WR/TE 6' 3"

#### 100,000 FANS (OR MORE) AWAIT THE IRISH

Notre Dame is quite accustomed to playing in front of huge crowds, but the Irish could take the feat to another level in 2007. Notre Dame will travel to Penn State and Michigan in consecutive weeks. The Irish played in front of the second largest crowd in Beaver Stadium history last week (110,078) and will likely see another crowd well over 100,000 this week. Notre Dame will become the second school to ever play consecutive road games before crowds exceeding 100,000. Minnesota is the only school to ever play consecutive road games before 100,000 (Penn State and Michigan during the 2005 season). The combined attendance for those two road games was an NCAA record 217,721 (106,604 at PSU and 111,117 at UM).

#### IN FRONT OF A FULL HOUSE

☐ Notre Dame has played in front of sellout crowds in 194 of its previous 221 games, including 69 of its last 75 contests dating back to the Tostitos Fiesta Bowl at the end of the 2000 season (the 2001, 2003 and 2005 games at Stanford, the 2004 game vs. Navy at the Meadowlands, the 2005 game at Washington and the 2006 game at USC were not sellouts). At Michigan in 2003, the Irish and Wolverines attracted the largest crowd in NCAA history (111,726), marking the third time in the history of the series that an NCAA attendance record was set. Including last year's game at Georgia Tech, the Irish have been part of establishing a new stadium attendance record seven times since 2001. The list also includes: at Nebraska and Texas A&M in 2001, at Air Force and Florida State in 2002, home vs. Boston College in 2002, vs. Oregon State in the Insight Bowl in 2004 - the game set a Bank One Ballpark record for football configuration). Notre Dame and Michigan played before an over-capacity 111,386 at Michigan Stadium in September of 2005. At Purdue in '05, the Irish and Boilermakers played before 65,491 football fans, a Ross-Ade Stadium record (since the renovation of the facility in 2003). Penn State drew the second largest crowd in Beaver Stadium history for the meeting with the Irish earlier this season.

☐ Notre Dame could also become the first school in NCAA history to ever play three regular season road games before crowds of 100,000. Both Penn State and Michigan will definitely exceed that mark, but UCLA could as well. The Rose Bowl lists its current capacity at 91,136, though crowds eclipsing 100,000 routinely fill the stadium.

#### DEFENSIVE NOTES

☐ The Irish return 18 letterwinners and five starters on defense. Heading the list of returnees is two-time All-America strong safety Tom Zbikowski.

□ With the addition of new defensive coordinator Corwin Brown, Notre Dame switched from its previous 4-3 base defense to a 3-4. The change was due in large part to head coach Charlie Weis' familiarity with the scheme from his time in the NFL.

□ Fifth-year senior LB Joe Brockington broke onto the scene in 2006 starting the final nine games. Brockington finished the season with 59 tackles, good for fifth on the team. He recorded a career-best 15 stops at Air Force.

□ Notre Dame is replacing three of its four starters on the defensive line with the graduation of tackle Derek Landri and ends Victor Abiamiri and Chris Frome. Fifth-year senior Trevor Laws is the lone returning starter. Laws registered 62 tackles, 40 solo, and 11 for loss, including four sacks.

□ While Penn State scored 31 points and totaled 164 yards on the ground, the stats are a little misleading. The Irish limited the Nittany Lion ground game to just 57 yards through the opening three quarters. Notre Dame's first team defense held Penn State to 126 yards on 42 carries --- just 3.0 yards per rush.

□ The Irish first team defense also denied the Nittany Lions a single rush beyond 12 yards.

□ Penn State starting running back Austin Scott finished the night with 116 yards, but 53 came on just nine carries in the fourth quarter against a tied Irish defense.

□ Notre Dame's secondary held Penn State and senior quarterback Anthony Morelli to just 131 yards on 12-of-22 passing (51 yards came on one reception). The Irish limited senior Derrick Williams to just two receptions for 14 yards. Penn State managed just five catches for 10 yards or longer and only one reception topped 16 yards.

**TREVOR LAYING DOWN THE LAWS**

Senior DE Trevor Laws has been quite active in his new role as DE in the Notre Dame 3-4 defense. Laws, who finished fifth on the Irish in tackles last year, totaled nine stops in the season opener against Georgia Tech and followed with a career-high 10 stops at Penn State. He also added a quarterback hurry and blocked field goal against the Yellow Jackets. The field goal block was the fourth of his Irish career.

□ Laws ranks tied for 50th in the NCAA in tackles, averaging 9.5 per game. Laws ranks second in the country in tackles among defensive linemen. He trails only Greg Hardy of Mississippi (10.0 tckls/g).

**ZIBBY BECOMES ALL-TIME LEADER IN TACKLES BY A DEFENSIVE BACK**

After picking up six tackles last week against Penn State, two-time All-American strong safety Tom Zbikowski became the Notre Dame career leader for tackles by a defensive back. With 230 career stops, Zbikowski moved ahead of Jim Browner (228, 1976-78) for the top spot.

**WATCH OUT FOR WALLS**

Sophomore DB Darrin Walls not only registered his first career interception, but the Pittsburgh, Pa. native returned it 73 yards for a touchdown last week against Penn State. The interception return was the first for the Irish since senior DB Terrail Lambert turned the task against Michigan State in 2006. The 73-yard

**2007 Notre Dame Football  
Media Information**

Interview requests and media access for the 2007 Notre Dame football team are administered by lead football contact Brian Hardin and assistant football contact Michael Bertsch.

**CONTACT INFORMATION**

Brian Hardin .....bhardin2@nd.edu	Michael Bertsch .....mbertscl@nd.edu
Office: (574) 631-9471	Office: (574) 631-8642
Cell: (574) 532-4134	Cell: (574) 532-4154

**NOTRE DAME FOOTBALL WEEKLY MEDIA INFORMATION**

Charlie Weis Teleconferences: Coach Weis will be available for two teleconferences each week of the season. (Media looking for the teleconference number should contact Brian Hardin)

**SUNDAY** - 12:30-1:15 p.m. ET (except for Sept. 9 and Oct. 7 when it will begin at 1:30 p.m.)

- Guglielmino Athletics Complex auditorium
- This teleconference will function as a look back at the previous Saturday's game.

**TUESDAY** - 12:00 noon-12:45 p.m. ET

- Guglielmino Athletics Complex auditorium
- This teleconference will function as a look ahead at the upcoming weekend's opponent and other football-related issues.
- Satellite coordinates: AMC 3-C, Transponder 14 (Available from 11:45 a.m. to 12:45 p.m.)

For accredited members of the media who want to attend the weekly press conference, contact Brian Hardin or Michael Bertsch for more information. The Guglielmino Athletics Complex is located on the east side of campus, behind the Joyce Center and the Rolfs Recreation Center and just north of Moose Krause Stadium.

The Guglielmino Athletics Complex auditorium can be accessed through "The Gug's" main entrance, which is located on the west side of the building (facing the Rolfs Recreation Center and main campus).

Both teleconferences will be broadcast live (audio) on www.und.com each week. A full transcript from each teleconference will be posted on www.und.com as soon as possible.

Weis' Sunday and Tuesday press conferences also will be broadcast live (video) on www.und.com and archived there for future use.

Notre Dame Captains Teleconferences: The five Irish captains will be available over two teleconferences each week of the season.

**WEDNESDAY** - 12:45 p.m. ET

- John Carlson, John Sullivan, Travis Thomas

**THURSDAY** - 1:00 p.m. ET

- Maurice Crum, Jr., Tom Zbikowski

**PLAYER/ASSISTANT COACH POST-PRACTICE INTERVIEWS**

Notre Dame player interviews are available on a rotating schedule during the week.

**Tuesday:** Available by request: Offensive players (not including Thomas, Carlson, Sullivan), Offensive Coaches.

**Wednesday:** Available by request: Defensive players (not including Zbikowski, Crum, Jr.), Defensive Coaches, Coach Weis.

**Thursday:** Available by request: Specialists, Special Teams Coaches, Coach Weis.

There is no interview availability for any player or coach on Monday and Friday of each game week.

**NOTE** - All requests for player and coordinator interviews should be sent to Brian Hardin. A detailed description of the subject matter for the interview needs to be included. Requests are due at 10:00 a.m. each day of practice. Freshmen are not available with the exception of the bye week.

**PRACTICE ACCESS & POST-PRACTICE INTERVIEW LOCATION**

The first 20 minutes of each practice (during the season) on Tuesday, Wednesday and Thursday are open to the media for viewing. This is generally from 5:10-5:30 p.m. ET.

Post-practice interviews will take place in the Guglielmino Athletics Complex auditorium. Enter through the MAIN ENTRANCE (facing west) and you will be directed to the auditorium.

**NOTRE DAME COACHES' RADIO SHOW**

The weekly show will be held at Macri's Deli in Mishawaka. The show will air live on U93 (92.9 FM) Mondays from 7:00 - 7:30 p.m. Jack Nolan will host the show along with former Irish player Reggie Brooks. Air dates: Sept. 3, 10, 17, 24; Oct. 1, 8, 15, 22; Nov. 5, 12, 19. The show is a cooperative venture between Notre Dame Sports Properties, the Notre Dame athletic department and Artistic Media Partners. The show can also be heard on www.und.com.

**INSIDE NOTRE DAME FOOTBALL WITH CHARLIE WEIS (TELEVISION SHOW)**

Taped on Sunday nights, Inside Notre Dame Football will feature a recap of the week's contest, Notre Dame player features and more. A list of affiliates can be found on www.und.com. The show can be seen locally Sunday evenings on WNDU-TV following the late local news. It will also re-air on WNDU-TV the following Saturday morning at 6:30 a.m. as well as 90 minutes prior to kickoff of Notre Dame home games.

**All Times Eastern**

**Notre Dame Football  
By The Numbers**

**.743** - Notre Dame's winning percentage, the second-highest in college football history.

**1** - Notre Dame is the only team, college or professional, to have all of its games broadcast nationally on the radio and is the only team to have all of its home games televised nationally (NBC).

**5** - College Football Hall of Fame Coaches - Jesse Harper, Knute Rockne, Frank Leahy, Ara Parseghian and Dan Devine.

**7** - Heisman Trophy Winners: Angelo Bertelli (1943), Johnny Lujack (1947), Leon Hart (1949), John Latner (1953), Paul Hornung (1956), John Huarte (1964) and Tim Brown (1987).

**10** - Alumni in the Pro Football Hall of Fame.

**11** - National Championships - since the AP poll began in 1936 (1943-46-47-49-66-73-77-88), the most of any other school. The Irish also earned consensus national titles in 1924, 1929 and 1930 prior to the AP rankings.

**12** - Unbeaten and untied seasons.

**21** - Seasons in which the team has been voted the national champion by at least one selector.

**28** - Bowl games in which the Irish have taken part.

**31** - Unanimous first-team All-Americans -- more than any other school.

**42** - College Football Hall of Fame Players.

**79** - Different consensus All-Americans -- more than any other school.

**99** - Percent graduation rate among football players who enter on scholarship and remain at least four years.

**101** - Out of 118 years in which Notre Dame has finished with a winning record.

**119** - Years of college football (including '07).

**169** - consecutive games streak televised nationally or regionally by NBC, CBS, ABC or ESPN (ended Nov. 11, 2006 at Air Force).

**181** - selections on All-America first teams.

**193** - consecutive sellouts at Notre Dame Stadium.

**200+** - stations that broadcast Notre Dame football via Westwood One.

**296** - appearances by the Irish on network television -- more than any other school.

**821** - All-time victories, second all-time in college football.

INT return was the longest interception return since senior SS Tom Zbikowski returned a pick 83 yards against BYU on Oct. 22, 2005.

**BROCKINGTON MAKES HAPPY RETURN TO HAPPY VALLEY**

Senior ILB Joe Brockington, a native of Palmyra, Pa., finished the night with a game-high tying 10 tackles, including six solo stops. He added 1.5 tackles for loss and a fumble recovery. Brockington, who ranks tied for 97th in the NCAA in tackles, is second on the Irish with 17.

**ZIBBY HAS A KNACK FOR THE FOOTBALL**

Senior All-American SS Tom Zbikowski forced the fifth and sixth fumbles of his career against Penn State. He became the first Irish player to recorded two forced fumbles in the same game, since, well, himself against Michigan State in 2004. For his career, Zbikowski has six career interceptions (two returned for touchdowns) and two fumble recoveries (both returned for TDs).

**KUNTZ HAS CAREER NIGHT AGAINST PENN STATE**

Junior NT Pat Kuntz entered the 2007 season without a single start and just 11 tackles in 21 career games. Kuntz has excelled in Notre Dame's new 3-4 defensive scheme. He has registered 10 tackles, almost his entire total from the previous two seasons, over the first two games. Kuntz picked up a career-high eight stops and a half-tackle for loss last week against Penn State.

**IRISH SECONDARY ONE OF THE MOST IMPROVED IN THE COUNTRY**

With the return of experienced defensive backs, including senior SS Tom Zbikowski, senior DB Terrail Lambert, senior DB Ambrose Wooden and the emergence of junior FS David Bruton, the Irish figured to have a vastly improved secondary in 2007. Well, the improvements are significant and look as though Notre Dame could have one of its best units in years. The Irish are allowing over 75 fewer yards per game in the air this season and almost 140 fewer yards when compared to the previous two years. The 126 yards passing per game would rank as the best for a Notre Dame defense since 1980 (when the Irish limited their opponents to 103.0 ypg).

Year	Pass Efficiency Defense (rank)	Pass Defense (rank)
2007	98.84 (32nd)	126.00 ypg (13th)
2006	137.59 (90th)	203.38 (60th)
2005	126.40 (69th)	264.58 (103rd)

**CRUMBLING THE COMPETITION**

- ☐ Senior LB Maurice Crum totaled 100 tackles in 2006 to lead Notre Dame. Crum was the first Irish player to eclipse the 100 tackle mark since Courtney Watson had 117 in 2003.
- ☐ Crum, as well as senior DT Trevor Laws and junior FS David Bruton, led the Irish with nine tackles against Georgia Tech. For Crum, it was the fifth time in his career he led Notre Dame in tackles. He led the Irish in tackles four times in 2006 (Penn State, 14; UCLA, 8; UNC, 9; USC, 9). Crum added a tackle for loss versus the Jackets.

**SOMETHING BRUTON IN THE NOTRE DAME SECONDARY**

Junior FS David Bruton made quite an impression in his first career start for the Irish in the season opener against Georgia Tech. He finished with a game-high tying nine tackles, two for loss, and a sack. Bruton also managed to pick up a special teams tackle on senior Geoff Price's 55-yard long punt -- denying the Georgia Tech returner to gain a single yard.

**NO LOADING IN THE RED ZONE FOR GEORGIA TECH**

Notre Dame limited Georgia Tech to a pair of field goals (another field goal attempt was blocked) on the Jackets' three first half red zone opportunities. In fact, the Jackets drove inside the Irish 26-yard line on six different occasions in the opening 30 minutes and came away with just 16 points (three FGs, one TD).

**MORE FROM THE IRISH DEFENSE AGAINST THE YELLOW JACKETS**

- ☐ Of Georgia Tech's four scoring drives before intermission, three began in Irish territory (two after fumbles) and another opened at the Yellow Jacket 47-yard line. In fact, four scoring drives that resulted in 16 of their 33 points came off drives of 18, 36, 21 and 17 yards.
- ☐ While Tashard Choice did gain 196 yards on 26 carries, the Irish actually bottled up the Georgia Tech star for most of the afternoon. Choice collected 106 of those 196 yards on just four carries. Take away those runs, Notre Dame limited Choice to 90 yards on 22 totes.
- ☐ The Irish did not allow Georgia Tech a single third down conversion in the first half. The Yellow Jackets were 0-for-6 on third down and did not register a third down conversion until their seventh drive of the afternoon.
- ☐ Notre Dame allowed just over 200 yards (203.4) per game passing in 2006. The Irish also allowed their opponents to complete just over 55% of its passes a year ago. Georgia Tech completed, though, on just 45% (11-for-24) of its throws for a mere 121 yards.

**SENIOR SECONDARY**

With a pair of seniors, Notre Dame enjoys an abundance of experience in the secondary. Fifth-year senior, two year captain and two-time All-American strong safety Tom Zbikowski leads the Irish secondary. Zbikowski, who entered the 2007 preseason camp at a trim 207 pounds (down 10 pounds from 2006), looks to close his Irish career on a high note. After a 2005 season that saw

Zbikowski register five interceptions, two for touchdowns, and return a pair of punts for scores, he failed to pick off a single pass in 2006. Zbikowski has started 38 of Notre Dame's last 39 games -- missing only the Stanford game of 2006 due to injury.

Fellow fifth-year senior CB Ambrose Wooden has made 16 career starts at right cornerback, including all 12 games in 2005 before an injury forced a set-back in 2006. He finished third on the 2005 Irish in tackles (74) and tied for second in pass breakups (5). Junior Terrail Lambert returns to the fray at left cornerback. Lambert started the final 10 games of 2006 and was second on the Irish with three interceptions, including a 27-yard gamewinning INT return against Michigan State.

The lone new face in the secondary is junior David Bruton at free safety. Bruton replaces two-year starter Chinedum Ndukwe (now with the Cincinnati Bengals). Bruton, who was a special teams stalwart for Notre Dame in 2006, captured defensive MVP honors at the 2007 Blue-Gold game after returning an interception 35 yards for a touchdown and recording four tackles. Sophomore Darrin Walls, who picked up his first career interception and INT return for touchdown last week against Penn State, has made four career starts at corner, while senior Leo Ferrine has started a pair and junior Ray Herring started the Stanford game in 2006 (replaced an injured Zbikowski). Junior Kyle McCarthy and sophomores Raeshon McNeil and Munir Price (converted from running back) also play into the mix in the secondary.

**OFFENSIVE NOTES**

□ Notre Dame returns 10 letterwinners on offense, including three starters. The returnees include Freshman All-American lineman Sam Young and second team All-America tight end John Carlson as well as Rimington and Outland Trophy candidate John Sullivan.

□ The Irish offensive line has two of five starters back from last year in sophomore Sam Young and senior John Sullivan. Among the departed were tackle Ryan Harris, who finished his career with 45 consecutive starts, and guard Dan Santucci, who closed his with 25 straight.

□ Senior TE John Carlson, a Mackey Award finalist in 2006 and Maxwell Award candidate in 2007, exploded onto the scene last season becoming Notre Dame's third-leading receiver in terms of yardage and worked his way into the Fighting Irish record books. The 6-6, 256-pound student-athlete from Litchfield, Minn. caught 47 passes for 634 yards and four touchdowns despite missing almost three entire games. Carlson recorded the second-most receiving yards in a single season ever by a Notre Dame tight end and ranked third for most receptions in a single season by a tight end. He ranked second in the NCAA Division I in receptions per game by a tight end and third for most receiving yards per game by a tight end in 2006.

**TOP IRISH RECEIVING SEASONS IN IRISH TIGHT END HISTORY**

	Gms.	Rec.	Yds	TD
Ken MacAfee (1977)	11	54	797	6
Anthony Fasano (2005)	12	47	576	2
John Carlson (2006)	11	47	634	4
Tony Hunter (1982)	11	42	507	0

**CLAUSEN GETS THE BALL IN HAPPY VALLEY**

Jimmy Clausen became the first freshman quarterback to start for Notre Dame since Brady Quinn got the call against Purdue on Sept. 27, 2003. His start against Penn State, just the second game of the year, was the earliest start into a season for an Irish freshman quarterback. Clausen also is just the eighth freshman quarterback to start for the Irish in the last 57 seasons (1951-present), joining Ralph Guglielmi (1951), Blair Kiel (1980), Steve Beuerlein (1983), Kent Graham (1987), Paul Failla (1991),

Matt LoVecchio (2000) and Quinn (2003) in that elite club. Notre Dame is 6-2 since 1951 when a freshman quarterback makes his first-ever start for the Irish.

**Sept. 8, 2007 Penn State 31, ND 10**

Jimmy Clausen (17-32 for 144 yards, INT)

**Sept. 27, 2003 Purdue 23, ND 10 (Game 4)**

Brady Quinn (29-59 for 297 yards, TD, 4 INT)

**Oct. 7, 2000 ND 20, Stanford 7 (Game 5)**

Matt LoVecchio (10-18 for 100 yards, 2 TDs)

**Sept. 28, 1991 ND 45, Purdue 21 (Game 4)**

Paul Failla (1-1 for 10 yards)

**Nov. 7, 1987 ND 32, Boston College 25 (Game 8)**

Kent Graham (6-8 for 111 yards, INT)

**Oct. 1, 1983 ND 27, Colorado 3 (Game 4)**

Steve Beuerlein (8-12 for 133 yards)

**Oct. 11, 1980 ND 32, Miami 14 (Game 4)**

Blair Kiel (4-17 for 35 yards)

**Nov. 17, 1951 ND 12, North Carolina 7 (Game 8)**

Ralph Guglielmi

**QUARTERBACKS EFFICIENT, DESPITE CONSTANT DURESS**

Despite constant pressure from the Georgia Tech defense that led to nine sacks, the Notre Dame quarterback trio of sophomore Demetrius Jones, junior Evan Sharpley and freshman Jimmy Clausen still managed to complete 15-for-22 passes -- good for 68.2%. The completion percentage ranked 10th best in the Charlie Weis era. Sharpley finished 10-for-13 on the day for 92 yards. His 76.9% completion percentage is third best since Weis arrived at Notre Dame.

**AR(MAN)DO TO BE RECKONED WITH**

Freshman HB Armando Allen has totaled 226 all-purpose yards over the first two games this season. He led Notre Dame with six receptions against Penn State and returned three kicks for 67 yards (including a long of 25 yards). Allen registered 110 all-purpose yards in his first career game with Notre Dame. Allen recorded 84 kick return yards on five tries and 25 yards rushing on three carries. He also added a reception for one yard.

**NO TURNOVERS = VICTORY (USUALLY)**

Notre Dame did not commit a turnover in six of its 13 games last season -- and to the surprise of nobody -- the Irish were 6-0 in those contests. Excluding the 2006 Fiesta Bowl against Ohio State and the 2004 regular season finale at USC, the Irish had not lost a game in which it failed to commit a turnover since 1985. That USC defeat snapped an amazing 41-game unbeaten streak (40-0-1) for the Irish when they didn't commit a turnover. Prior to the '04 game with the Trojans, the last time a Notre Dame team lost a game without committing a turnover was in a 34-30 loss at Penn State on Nov. 12, 1983. In all, Notre Dame is 48-2-1 since 1983 when not turning over the football.

**CHARLIE AND THE IRISH OFFENSIVE FACTORY**

Third year head coach Charlie Weis came to Notre Dame with a tremendous reputation as one of the premier offensive minds in all of the NFL.

**Career Starts By Position**

---OFFENSE---										
WR	LT	LG	C	RG	RT	TE	WR	QB	FB	HB
Grimes (10)	Duncan (2)	Turkovich (2)	Sullivan (33)	Wenger (2)	Young (15)	Carlson (21)	West (2)	Jones (1) Clausen (1)	Schwapp (4)	Thomas (3) Allen (1)
---DEFENSE---										
DE	NT/DT	DE	OLB	ILB	ILB	OLB	LCB	SS	FS	RCB
Brown (2) Stephenson (1)	Laws (25) Kuntz (2)	Laws (2)	Thomas (4) Ryan (2)	Crum (27)	Brockington (10) Smith, T. (1)	Thomas (6) Vernaglia (1)	Walls (3) Lambert (10)	Zbikowski (27) Herring (1)	Bruton (2)	Lambert (2) Wooden (16) Ferrine (2)

**National Rankings**

**ASSOCIATED PRESS (Sept. 9)**

Rk	School	Record	Pts
1.	<b>USC (40)</b>	<b>1-0</b>	<b>1,594</b>
2.	LSU (25)	2-0	1,582
3.	Oklahoma	2-0	1,418
4.	West Virginia	2-0	1,408
5.	Florida	2-0	1,370
6.	Texas	2-0	1,290
7.	Wisconsin	2-0	1,171
8.	California	2-0	1,126
9.	Louisville	2-0	1,097
10.	Ohio State	2-0	962
11.	<b>UCLA</b>	<b>2-0</b>	<b>910</b>
12.	<b>Penn State</b>	<b>2-0</b>	<b>896</b>
13.	Rutgers	2-0	820
14.	Nebraska	2-0	693
15.	<b>Georgia Tech</b>	<b>2-0</b>	<b>590</b>
16.	Arkansas	1-0	537
17.	South Carolina	2-0	477
18.	Virginia Tech	1-1	382
19.	Oregon	2-0	367
20.	Clemson	2-0	349
21.	<b>Boston College</b>	<b>2-0</b>	<b>323</b>
22.	Tennessee	1-1	284
23.	Georgia	1-1	261
24.	Hawaii	2-0	247
25.	Texas A&M	2-0	243

**Others Receiving Votes**

South Florida 220, Missouri 144, Alabama 116, Washington 95, TCU 66, Arizona State 28, Auburn 23, Appalachian State 19, Cincinnati 12, Florida State 2, Iowa 1, Kansas 1, **Purdue 1.**

**USA TODAY/COACHES (Sept. 9)**

Rk	School	Record	Pts
1.	<b>USC (42)</b>	<b>1-0</b>	<b>1,476</b>
2.	LSU (11)	2-0	1,437
3.	Florida (7)	2-0	1,353
4.	West Virginia	2-0	1,269
5.	Oklahoma	2-0	1,264
6.	Texas	2-0	1,156
7.	Wisconsin	2-0	1,141
8.	California	2-0	1,038
9.	Louisville	2-0	1,020
10.	Ohio State	2-0	972
11.	<b>UCLA</b>	<b>2-0</b>	<b>837</b>
12.	<b>Penn State</b>	<b>2-0</b>	<b>804</b>
13.	Rutgers	2-0	699
14.	Nebraska	2-0	677
15.	<b>Georgia Tech</b>	<b>2-0</b>	<b>582</b>
16.	Arkansas	1-0	493
17.	Virginia Tech	1-1	371
18.	Texas A&M	2-0	325
19.	<b>Boston College</b>	<b>2-0</b>	<b>315</b>
20.	Clemson	2-0	311
21.	Oregon	2-0	309
22.	Hawaii	2-0	308
23.	South Carolina	2-0	294
24.	Tennessee	1-1	237
25.	Georgia	1-1	199

**Others Receiving Votes**

Auburn 131, South Florida 115, Missouri 65, Washington 60, Texas Tech 53, Boise State 47, TCU 41, Alabama 34, Iowa 19, Arizona State 18, Brigham Young 10, Kentucky 9, Miami (FL) 3, Wyoming 3, Maryland 2, Cincinnati 2, **Purdue 1.**

The Irish saw immediate results in 2005, setting 11 school records, including passing yards (3,963), touchdown passes (32, bested in 2007), total offense yards (5,728) and total points (440). Notre Dame has surpassed the 40-point barrier on 10 different occasions in Weis' 27 games as head coach. Prior to his arrival, the Irish had eclipsed 40 points just nine times in its previous 97 contests. In addition, the Irish had 83 separate 100-yard receiving games over its first 116 seasons of football, but Notre Dame has had 19 the past two years under Weis. To put those numbers in perspective, Notre Dame averaged a 100-yard receiving effort every 13 games. Under Weis, the Irish is almost recording a 100-yard receiving effort every game.

**MORE ON WEIS' OFFENSE**

Notre Dame has registered its top two passing seasons in school history each of the last two years. The Irish averaged 330.3 yards in the air in 2005 and 264.7 in 2006. Notre Dame has also eclipsed 400 points each of the last two seasons. The Irish had only topped 400 points in a season on five previous occasions (1989, 1991, 1992, 1993, 1996). In fact, the 843 total points scored over '05 and '06 are the most points ever scored in consecutive years -- besting the previous school record of 835 (1991 and 1992).

**SPREADING THE WEALTH**

The trio of Jones, Sharpley and Clausen completed passes to a total of nine different Irish receivers against Georgia Tech (five of those receptions were the first career grabs for the respective player). It was the first most different Notre Dame receivers to register a catch in a single-game since nine logged receptions at USC on Nov. 27, 2004. Clausen, who made his first career start at Penn State, then completed passes to seven different receivers against the Nittany Lions.

**YOUNG RECEIVERS**

The Notre Dame offense boasts an experienced pass-catcher at the tight end position, but at running back and wide receiver, the Irish will be utilizing some young talent in 2007. The current group of wideouts boasts a grand total of 63 career catches and 34 of those come from

the hands of junior David Grimes (served as Notre Dame's #3 receiver a year ago). Sophomore George West has just six career catches (two last week), but played in all 13 games in 2006 and registered one touchdown rush and 16 returns (12 on kickoff and four on punt). Sophomore Robby Parris, who was the only other wideout on the Irish roster with a reception entering the year, grabbed three balls for 30 yards against Georgia Tech and added a career-long 35-yard grab at Penn State. Junior D.J. Hord, who missed all of last season with a torn achilles, did see action in six games during the 2005 season. He picked up his first career catch against the Yellow Jackets. Freshman WR Duval Kamara (three catches for 25 yards), sophomore TE Will Yeatman (two grab for 16 yards), senior RB Junior Jabbie (one for three yards) and Armando Allen (seven for 39 yards) all recorded their first career catch in the season opener. Sophomore Richard Jackson played in 12 games last year, mostly on special teams, but did not see action last week.

**RED ZONE SUCCESS**

The Irish offense had a 89.9 percent success rate in the "red zone" last fall. Notre Dame converted 44-of-49 chances inside the opponents' 20-yard line, including 37 touchdowns. The Irish registered a touchdown 75.5 percent of the time entering the "red zone."

In 2007, Notre Dame is 2-of-3 inside the red zone, but both scores were field goals.

**JOHN CARLSON TURNED IN ALL-AMERICAN TYPE SEASON IN 2006**

Despite an injury that sidelined him for nearly three full games, Notre Dame senior TE John Carlson exploded onto the college football scene in 2006. He had 47 receptions for 634 yards -- good for an average of 57.6 yards a game and 13.5 per reception. Carlson's season ranked as one of the best ever by an Irish tight end. His 634 yards receiving ranks second best in single-season tight end history, while his 47 catches was tied for second best. Carlson's 13.5 yards per catch was second among all Irish receivers in 2006. He was 81st, nationally, in receiving yards per game and fourth among tight ends. He also ranked 78th overall in

**Notre Dame Coaching Staff Locations...**



**Charlie Weis**  
Sidelines



**John Latina**  
Sidelines



**Bill Lewis**  
Press Box



**Mike Haywood**  
Sidelines



**Corwin Brown**  
Sidelines



**Rob Ianello**  
Sidelines



**Jappy Oliver**  
Sidelines



**Bernie Parmalee**  
Sidelines



**Brian Polian**  
Sidelines



**Ron Powlus**  
Press Box



**Shane Waldron**  
Press Box



**Patrick Graham**  
Press Box



receptions per game and sixth in the category among tight ends. With Carlson's 121-yard effort on four grabs against Michigan State (also tied an ND record for average yards per reception in a single-game), he became the first Irish tight end to eclipse 100 yards receiving in a game since Anthony Fasano had 155 yards against Purdue on Oct. 2, 2004.

Carlson, who became the 49th Irish football player to be named ESPN The Magazine/CoSIDA Academic All-American, is the only 2006 Mackey Award finalist to return in 2007. He is one of three tight ends on the Maxwell Award watch list. Carlson ranks third all-time for receptions (63) in Notre Dame tight-end history and needs just 30 grabs this season to move into second.

He proved to be one of the top tight ends in 2006 and his numbers compared quite favorably with the last seven John Mackey Award winners.

Year	Player	No.	Yds	TD
2006	John Carlson	47	634	4
2006	Matt Spaeth (Minnesota)	59	804	9
2005	Mercedes Lewis (UCLA)	58	741	10
2004	Heath Miller (Virginia)	36	475	5
2003	Kellen Winslow (Miami)	55	557	1
2002	Dallas Clark (Iowa)	39	645	4
2001	Daniel Graham (Colo)	51	753	6
2000	Tim Stratton (Purdue)	56	579	2

**YOUTH ON SERVE**

Notre Dame used a total of 61 players against Georgia Tech. An incredible 31 of those players were either freshmen or sophomores, including five that started. Just over 50% of the players on the field were in their first or second year with the Irish. On the other hand, Georgia Tech started just one freshmen or sophomore and played only 19 first or second year players.

The 31 freshmen and sophomores playing in a season opener stands as the most in Irish history. The previous high for first and second year players in a Notre Dame season opener came during the 1983 and 1989 seasons (29).

Opponent, Date	Fr./So. Played
Georgia Tech, 2007.....	31
Virginia, 1989.....	29
Purdue, 1983.....	29
Purdue, 1984.....	23

Maryland, 2002.....	23
Indiana, 1991.....	22
Kansas, 1999.....	22
Purdue, 1980.....	21
Michigan, 1987.....	21
Northwestern, 1992.....	21

**NEWCOMERS THROWN INTO ACTION**

In the season opening loss against Georgia Tech, nine members of the 2007 signing class saw their first action. Armando Allen (Fr., HB), Jimmy Clausen (Fr., QB), Robert Hughes (Fr., HB), Duval Kamara (Fr., WR), Kerry Neal (Fr., LB), Matt Romine (Fr., OT), Golden Tate (Fr., KR), Brandon Walker (Fr., PK) and Ian Williams (Fr., NT) each played in their first season with the Irish. In addition to those nine players from the 2007 signing class making their Notre Dame debuts versus Georgia Tech, the following players saw action in an Irish uniform for the first time: Thomas Bemenderfer (Jr., OC), Dan Wenger (So., OG), Demetrius Jones (So., QB), Leonard Gordan (So., DS/DC), Luke Schmidt (So., FB), Paddy Mullen (So., DT) and Kallen Wade (So., DE). In all, 16 of the 61 players that played against Georgia Tech for Notre Dame were making their first ever appearance in an Irish uniform.

**MORE ON THE FRESHMEN**

Notre Dame used nine freshmen in its season opening loss to Georgia Tech. It was tied for the fourth most used in an opener since the freshman eligibility rule became enacted in 1972. The Irish used 11 freshmen in the 2006 opener against the Jackets. A total of 14 frosh played in the 36-13 win over Virginia in the 1989 Kickoff Classic and 12 saw action in the 52-6 blowout of Purdue in 1983.

Opponent, Date	Freshmen Played
Virginia, 1989.....	14
Purdue, 1983.....	12
Georgia Tech, 2006.....	11
Georgia Tech, 2007.....	9
Michigan, 1987.....	9
Michigan, 1986.....	8
Michigan, 1998.....	8

**STARTING SOMETHING**

Five offensive players and four players on the defensive side of the ball picked up their first career starts in the loss against Georgia Tech.

**Return To Sender  
(since 1999)**

The return game has been a source of strength for Notre Dame in recent years. The Irish have logged 39 returns (punts, kickoffs, fumbles, interceptions) for touchdowns during the past nine seasons (1999-07), a figure that ranks tied for ninth in the country during that stretch. Here's a look at the national leaders in TD returns since 1999 (research courtesy of Colorado):

School	1999	2000	2001	2002	2003	2004	2005	2006	2007	Bowls	Total
1. Virginia Tech	8	6	7	7	10	6	6	5	1	2	58
2. Miami, Fla.	3	13	11	5	9	8	3	1	1	3	57
3. Texas	2	6	6	6	9	2	7	8	1	3	54
4. Kansas State	9	5	2	12	6	4	5	8	0	0	52
5. Oklahoma	4	7	6	8	9	3	3	4	2	2	48
t-6. USC	9	4	8	1	8	3	5	2	0	0	40
t-6. Fresno State	5	5	3	5	4	6	6	4	0	2	40
t-8. Colorado	5	4	7	7	1	6	3	1	1	4	39
t-8. Notre Dame	4	6	4	9	3	3	5	4	1	0	39
10. N.C. State	3	2	4	9	10	5	2	4	0	1	38

**Starter Sheet**

Offense	2007	Streak	Career
Sullivan (C)	2	15	35
Carlson (TE)	2	3	21
Young (RT)	2	15	15
Grimes (WR)	2	7	10
Schwapp (FB)	2	2	5
Thomas (TB)	1	-	3
West (X)	2	2	2
Duncan (LT)	2	2	2
Turkovich (LG)	2	2	2
Wenger (I)	2	2	2
Jones (QB)	1	-	1
Clausen (QB)	1	1	1
Allen (HB)	1	1	1

Defense	2007	Streak	Career
Zbikowski (SS)	2	9	38
Crum (ILB)	2	27	27
Laws (DE/DT)	2	27	27
Wooden (CB)	1	1	16
Lambert (CB)	2	12	12
Brockington (ILB)	1	-	10
Thomas, T. (LB)	-	-	10
Ferrine (CB)	-	-	2
Walls (CB)	2	4	4
Bruton (FS)	2	2	2
Brown (DE)	1	-	2
Kuntz (NT)	2	2	2
Ryan (OLB)	2	2	2
Vernaglia (OLB)	1	-	1
Herring (SS)	-	-	1
Smith, T. (ILB)	1	1	1
Stephenson (DE)	1	1	1

**Longest Active Streaks**

Crum (LB)	27
Laws (LT)	27
Sullivan (C)	15
Young (RT)	15
Lambert (CB)	12
Zbikowski (SS)	9
Grimes (WR)	7

**Most Career Starts (Active)**

Zbikowski (SS)	38
Sullivan (C)	35
Crum (LB)	27
Laws (LT)	27
Carlson (TE)	21
Wooden (CB)	16
Young (RT)	15
Lambert (CB)	12
Thomas, T. (LB)	10
Brockington (ILB)	10

**The Kevin White  
Radio Show**

Look for the Kevin White Show on WLS 890 AM radio in Chicago.

The hour-long program, which debuted Aug. 25, is in its eighth season.

Guests regularly will include familiar names from all facets of college athletics.

The show features White, Notre Dame's director of athletics, and ESPN 1000's Dave Juday. It can be heard regularly at 7:00 a.m. Central time on Saturday.

The show airs on more than 30 states around the U.S. on WLS 890 AM in Chicago.

**An Eye on Career Records**

**Receptions - Career (Tight End)**

1. Ken MacAfee.....128 (1974-77)
2. Anthony Fasano.....92 (2003-05)
3. **John Carlson.....64 (active)**
4. Derek Brown.....62 (1988-91)
- Dean Masztak.....62 (1978-81)
6. \*Tony Hunter.....55 (1979-82)
- Mark Bavaro.....55 (1981-84)
- \*played TE only in 1981-82

**Fumble Return Yards - Career**

1. **Tom Zbikowski.....100 (active)**
2. Jerome Sapp.....93 (1999-02)
3. Steve Lawrence.....79 (1983-86)
4. Quentin Burrell.....65 (2001-04)
5. Bobby Taylor.....57 (1991-94)

**Interception Return Yards - Career**

1. Dave Duerson.....256 (1979-82)
2. Steve Lawrence.....233 (1983-86)
3. Tom Schoen.....226 (1965-67)
4. Nick Rassas.....220 (1963-65)
5. Luther Bradley.....218 (1973-77)
6. Shane Walton.....181 (1999-02)
7. Pat Terrell.....180 (1986-89)
8. Ralph Stepaniak.....179 (1969-71)
9. Joe Restic.....176 (1975-78)
10. **Tom Zbikowski.....158 (active)**

**Punt Average - Career (min. 50)**

1. **Geoff Price (68 for 3032) - active.....44.6**
2. Craig Hentrich (118 for 5204) 1989-92 44.1

George West (X), Paul Duncan (LT), Michael Turkovich (LG), Dan Wenger (RG) and Demetrius Jones (QB) each started the game for the first time for the Irish offense, while Pat Kuntz (NT), John Ryan (OLB), Anthony Vernaglia (OLB) and David Bruton (FS) hit the field the first play for the Notre Dame defense.

**IRISH ALL-STARS ON WATCH LISTS**

Notre Dame senior strong safety Tom Zbikowski is a candidate for nearly every defensive award this season. The two-time All-American has been named to preseason watchlists for the Bednarik Award, Lott Trophy, Nagurski Trophy and Thorpe Award. In addition, senior tight end John Carlson, a Mackey Award finalist in 2006, was distinguished as one of 50 preseason candidates for the Maxwell Award. Senior linebacker Maurice Crum, Jr. is on the watch lists for the Bednarik, Nagurski and Lott, while senior center John Sullivan is on the Outland and Rimington lists. Sullivan, senior defensive end Trevor Laws and Crum are also on the Lombardi watch list.

**SIX IRISH PLAYERS EARN PRESEASON ALL-AMERICA HONORS**

Senior strong safety Tom Zbikowski was a pre-season first-team All-America selection by ESPN.com, Athlon, The Sporting News and Phil Steele. He also earned preseason second-team honors from Lindy's and honorable mention accolades from Street & Smith's. Senior tight end John Carlson also earned multiple pre-season first-team All-America selections. Athlon and Phil Steele each named Carlson a pre-season first-team All-American. He also garnered second-team accolades from Lindy's and Street & Smith's. Senior center John Sullivan was the third and final Irish player to receive pre-season first-team All-American honors. Sullivan was chosen by Street & Smith's. He also earned second-team honors from Phil Steele and third-team from Lindy's. Senior cornerback Ambrose Wooden, senior punter Geoff Price and sophomore offensive tackles Sam Young all earned honorable mention pre-season All-American from Street & Smith's. Price was also tabbed a second-team All-American by Lindy's.

**SCHEDULE NOTES**

- Notre Dame will face eight teams that went to bowl games last year: Georgia Tech (Gator), Penn State (Capital One), Michigan (Rose), Purdue (Champs), UCLA (Emerald), Boston College (Meineke Car Care), USC (Rose) and Navy (Meineke Car Care).
- Notre Dame is the only school in the country to face a school from a BCS conference over the first eight weeks of 2007. The next longest streak to open this season is four (Florida Atlantic). The Irish also play a total of 10 BCS affiliated schools (which is tied for second most in the NCAA).
- The Irish take on Duke for the first time since 1966. Notre Dame leads the brief all-time series, 2-1. The Irish blanked the Blue Devils, 64-0, in the last meeting.
- Notre Dame will make travel to the Rose Bowl for the first time since Knute Rockne brought his eventual national champion 1924 squad to Pasadena to face Stanford in the Rose Bowl. The '24 team featured the Shock Troops,

Seven Mules and the famous Four Horsemen.

**ONLY THE BIG BOYS**

Notre Dame is one of just five NCAA Division I-A programs that has never faced a non-Division I-A opponent since the current division setup was established in 1978 (the division's names have undergone a change this year, but the setup is still the same). The four remaining schools that have yet to play a non-Division I-A opponent since the advent of the current format are Michigan State, USC, UCLA and Washington. The list stood at seven entering this season, but Michigan and Ohio State each opened its respective seasons with Appalachian State and Youngstown State on Sept. 1.

**2007 NOTRE DAME OPPONENT UPDATE**

Below is a look at Notre Dame opponents' results from last week. Since 1977, when the NCAA started rating strength of schedule, Notre Dame's schedule has been rated the most difficult five times in the last 30 years (1978, 1985, 1987, 1989 and 1995).

Opponent	'07 Record	Sept. 8
Georgia Tech	2-0	W, 69-14 (Samford)
Penn State	2-0	W, 31-10 (Notre Dame)
Michigan	0-2	L, 39-7 (Oregon)
Michigan State	2-0	W, 28-17 (Bowling Green)
Purdue	2-0	W, 52-6 (E. Illinois)
UCLA	2-0	W, 27-17 (BYU)
Boston College	2-0	W, 37-17 (NC State)
USC	1-0	Bye
Navy	1-1	L, 41-24 (at Rutgers)
Air Force	2-0	W, 20-12 (at Utah)
Duke	0-2	L, 24-13 (at Virginia)
Stanford	0-1	Bye

*Notre Dame 2007 Opponents' Combined Record: 16-6 (.727)*

**NOTRE DAME IN SEPTEMBER**

- Notre Dame is 120-44-4 (.731) all-time during the month of September.
- The Irish are 75-17-2 (.809) in September home games.
- Notre Dame has an all-time mark of 40-25-2 (.621) in road games during September.
- The Irish went 4-1 (first time in school history ND ever played five games in the month) in September last season (at Georgia Tech, W, 14-10; Penn State, W, 41-17; Michigan, L, 47-21; at Michigan State, W, 40-37; Purdue, W, 35-21).

**LEADERSHIP COMMITTEE '07**

Every spring after spring drills, the Irish coaching staff votes on the Leadership Committee, which head coach Charlie Weis brought to Notre Dame in 2004. The Leadership Committee consists of players who serve in an advisory role.

Player, Pos.	Cl.	Hometown
John Carlson, TE	Sr.	Litchfield, Minn.
Maurice Crum, Jr., LB	Sr.	Tampa, Fla.
Trevor Laws, DE	Sr.	Burnsville, Minn.
Geoff Price, P	Sr.	Plano, Tex.
John Sullivan, C	Sr.	Old Greenwich, Conn.
Travis Thomas, TB	Sr.	Washington, Pa.
Tom Zbikowski, SS	Sr.	Arlington Heights, Ill.

**WHAT'S NEW?**

Much change has been happening with and around the Notre Dame football team since the final second ticked off the scoreboard against LSU in the Sugar Bowl. Here are some of the more notable changes:

❑ Shift to 3-4: The Irish scrapped the 4-3 defense in favor of the 3-4 scheme in an effort to get more speed on the field.

❑ New Face, New Title: Head coach Charlie Weis brought in two new coaches, including defensive coordinator Corwin Brown. Brown joined the Irish coaching staff after spending the previous three years with the New York Jets of the NFL. Weis also moved former Notre Dame quarterback Ron Powulus into the role of quarterbacks coach. Powulus spent the previous two seasons with the program as the director of personnel development.

**SPECIALTY NOTES**

❑ Notre Dame opened the season with a new kicker for the third consecutive season. D.J. Fitzpatrick ('05), Carl Gioia ('06) and now freshman Brandon Walker. Walker is the first freshman kicker for Notre Dame since Nicholas Setta in 2000.

❑ Walker, a freshman from Findlay, Ohio, became the first left-footed Irish kicker since the recently-deceased Harry Oliver held the duties during the 1980-81 seasons. The drought dates back to Oliver's 35-yard boot against Miami on Nov. 27, 1981. Since that kick, a total of 21 different Irish kickers have attempted 430 field goal attempts -- all coming from the right side.

❑ Sophomore PK Nate Whitaker seemed unfazed by the new NCAA rule. Despite the ball moved back five yards (and now kicked from the 30 instead of 35), Whitaker has averaged 61.8 yards on his five kicks this season.

**ZBIKOWSKI'S RAPID RETURNS**

❑ Senior SS Tom Zbikowski recorded a 47-yard punt return to set up a field goal bringing the Irish within a touchdown, 17-10, in the third quarter. The punt return was the fourth of his career that exceeded 45 yards.

❑ Zbikowski has made a name for himself in the Notre Dame record books. He became the fifth player in Irish history to ever return three punts for touchdowns in a career. Zbikowski has seven career TD returns (two interceptions, three punts, two fumbles). Zbikowski scooped up a fumble and raced 25 yards for a touchdown against Penn State in 2006. With the return, Zbikowski became the Irish all-time leader in fumble return yards (100) and joined Tony Driver (1997-00) as the only Notre Dame players to ever return a pair of fumbles for touchdowns. In a three-game stretch against USC, BYU and Tennessee in 2005, he returned a punt or interception for a touchdown four times - the first Irish defensive player to accomplish such a feat. Zbikowski also returned a fumble 75 yards for a TD against Michigan State in 2004. With his interception and punt return for a touchdown against Tennessee in 2005, Zbikowski became the first Irish player to accomplish that feat (interception return and punt return in the same game) since Nick Rassas against Northwestern in 1965. Rassas returned an interception 92 yards and a punt 72 yards for scores in Notre Dame's 38-7 rout.

**Career Punt Returns For TD**

Tom Zbikowski	3	2003-06
Allen Rossum	3	1994-96
Ricky Watters	3	1987-90
Tim Brown	3	1984-87
Nick Rassas	3	1963-65

**THEY SHALL RETURN**

❑ During the past 21 seasons (1987-07), Notre Dame has produced 91 touchdowns via kickoff, punt, interception and fumble returns -- with the most recent touchdown runback coming Nov. 11 on junior Terrail Lambert's 76-yard blocked field goal return at Air Force.

❑ Notre Dame scored four touchdowns via returns last season, two by the defense (INT return by Lambert at Michigan State and fumble return by Tom Zbikowski vs. Penn State) and two by special teams (punt return by Zbikowski against North Carolina and blocked field goal return by Lambert at Air Force).

❑ In contrast, opponents in the past 21 seasons have combined for 32 total touchdown returns vs. the Irish. Here's a year-by-year breakdown of the Irish return touchdowns since 1986:

Year	PU	KO	INT	FUM
1987	3	0	1	0
1988	2	2	3	0
1989	2	2	3	0
1990	0	2	0	0
1991	1	1	2	0
1992	0	1	0	0
1993	2	1	2	1
1994	0	0	1	1
1995	1	0	2	1
1996	4	1	0	2
1997	0	2	1	0
1998	0	0	2	3
1999	1	0	2	1
2000	2	1	1	2
2001	0	1	2	1
2002	2	1	4	2
2003	1	0	0	2
2004	0	0	2	1
2005	3	0	2	0
2006	1	0	1	2
2007	0	0	1	0
<b>ND (91)</b>	<b>25</b>	<b>15</b>	<b>31</b>	<b>19</b>
<b>Opp. (30)</b>	<b>7</b>	<b>5</b>	<b>12</b>	<b>6</b>

**PRICE IS RIGHT**

❑ Senior P Geoff Price regained his 2006 All-American form last week against Penn State. Price recorded a career-high nine punts. His previous career-high, who averaged 44.8 yards per punt, was seven (set on three previous occasions), including in last week's season opener. The 403 yards on the nine punts was also a career best for the Ray Guy Award candidate. He added up his 16th career punt of over 50 yards (57) last week at Penn State.

❑ After entering last season with only two career punts, Price made his presence known across the country for Notre Dame. Price finished last season ranked sixth in the NCAA with a average boot of 45.4 yards (50 punts for 2,272 yards). He bested the previous Irish single-season school record of 44.9 held by Craig Hentrich (1990). Price also owns the Notre Dame career record (45.4). He not only boomed 14 kicks last year over 50+ yards, but also managed to drop 14 inside the opponents' 20-yard

**College Graduates**

The 2007 Notre Dame roster features nine players who have already earned their undergraduate degree from the University. Fifth-year seniors Joe Brockington, John Carlson, Trevor Laws, Geoff Price, Dwight Stephenson, Jr., John Sullivan, Travis Thomas, Ambrose Wooden and Tom Zbikowski all graduated from Notre Dame in May of 2007.

The fifth-year senior group also proved to be diligent workers in the classroom - especially in their final undergraduate semester at the University. The football team posted a 3.04 GPA for the spring semester in 2007, exceeding the 3.0 mark for the fourth consecutive semester.

Here is a list of the graduates on the 2007 Notre Dame football team.

❑ **ILB Joe Brockington:** degrees in American studies and computer applications from the College of Arts and Letters.

❑ **TE John Carlson:** degree in history from the College of Arts and Letters (3.97 GPA during spring '07 semester to earn Dean's List status, 3.633 overall GPA).

❑ **DE Trevor Laws:** degree in marketing and sociology from the Mendoza College of Business (3.583 GPA during spring '07 semester, 3.22 overall GPA).

❑ **P Geoff Price:** degree in finance from the Mendoza College of Business (3.444 GPA during fall '06 semester, 3.111 overall GPA).

❑ **DE Dwight Stephenson, Jr.:** degree in management from the Mendoza College of Business (3.152 GPA during spring '06 semester, 3.161 during fall '06 semester).

❑ **OC John Sullivan:** degrees in marketing from the Mendoza College of Business (3.500 GPA during spring '07 semester).

❑ **HB Travis Thomas:** degree in management from the Mendoza College of Business (3.611 GPA in spring '07 semester).

❑ **DB Ambrose Wooden:** degree in finance from the Mendoza College of Business (3.433 GPA in fall '06 semester, 3.834 GPA in spring '07 semester).

❑ **DS Tom Zbikowski:** degree in sociology and computer applications from the College of Arts and Letters (3.000 GPA in spring '06 semester).

Notre Dame's nine college graduates is tied for third-best in the nation. The full list (minimum of eight).

- 17 - Boston College
- 11 - Washington
- 9 - Auburn, Notre Dame
- 8 - Arizona State, Pittsburgh

line. Price averaged 50+ yards in punts in two separate games in 2006, including a school-record average of 51.9 yards per kick (7-for-363) against Michigan. He was an '06 semifinalist for the Ray Guy award and has already received numerous preseason All-American honors this year. Price was named second-team All-American by Lindy's and honorable mention by Street & Smith's.

**NUMBER CHANGE**

Sophomore kicker Nate Whitaker changed uniform number from #33 to #35. Whitaker and freshman Robert Hughes had previously shared the jersey.

**BIRTHDAY GREETINGS**

The following Notre Dame players have birthdays coming up in the near future:

Sept. 11, 1984	Dwight Stephenson, Jr., DE, Sr.
Sept. 12, 1987	Chris Stewart, OG, So.
Sept. 14, 1987	Toryan Smith, ILB, So.
Sept. 15, 1986	Ray Herring, DS, Jr.

**EARLY OPENER**

Notre Dame opened the season earlier in the calendar year (Sept. 1) than they have since Aug. 31, 2002 against Maryland (Giants Stadium).

**IN OVERTIME**

Notre Dame is 2-4 all-time in overtime games. The last time the Irish played an OT game was a 44-41 loss to Michigan State on Sept. 17, 2005.

**Inside Notre Dame  
Football Affiliates**

Binghamton LP	WISF TV 15 & CABLE 27
Binghamton LP	WBPN TV 8
Chicago (IL/IN/IA/WI)	Comcast SportsNet Chicago
Chicago LP	W54BK TV 54
Chicago LP	W18AT TV 18
Chicago LP	W24AW TV 24
Chicago/MI/IN	Comcast Notre Dame ON DEMAND
Cleveland & all Ohio	SportsTime Ohio
Cleveland	WAX & CABLE
Cleveland LP	WIVM TV & CABLE 52
Columbus LP	WIVN TV 29 & Cable 99
CSTV-National	National Cable and Satellite
DC/DE/MD/NC/PA/VA/WV	Mid-Atlantic Sports Network
Detroit	Comcast SportsNet Michigan
Direct TV WHT-National	DIRECT TV 321
Evansville-Jasper	WJTS TV 27
Florida	Sun Sports Network
Fresno	KNXT-TV
Grand Rapids LP	WMKG TV & CABLE 40
Harrisburg	WGCB TV 49/Cable 12
Huntsville LP	WYAM TV 56 & CABLE 21
IL/IN/MO/NE/KA/IA	Fox Sports Midwest
Lexington	WVTNLP/Cable 48
Louisville	WYCS TV & CABLE 24
MA/ME/NH/RI/VT/CT	New England Sports Network
NY/NJ/CN/PA	SportsNet New York
Oklahoma City	OKC Cox 7
Omaha/Council Bluffs	Cox Cable Sports
Providence (RI&Conn)	Cox Cable Sports
Raleigh LP	WARZ TV & CABLE 35
Roanoke LP	WYAT TV & CABLE 40
Roanoke	WDRL TV 24
Rochester	WRBW TV46/Time Warner SportsNet
Shreveport	KSHV TV 45
South Bend	WNDU-TV
Tulsa	Cox 3
Tyler LP	KLPN TV 58 & Cable &
Tyler LP	KTPN TV
Wichita	KGPT TV
Worldwide	und.com
Youngstown	TJC Cable 99

**EIGHTH-BEST IN THE NCAA SINCE 1988**

Notre Dame has the nation's eighth best record over the last 20 seasons, or since the start of 1988. The Irish have posted a 162-68-2 record. The best Division I-A records from the start of 1988 (research courtesy of Colorado):

School	G	W	L	T	Pct.
1. Florida State	237	193	43	1	.816
2. Miami, Fla.	231	185	46	0	.801
3. Nebraska	238	190	47	1	.800
4. Michigan	234	175	55	4	.756
5. Florida	238	181	56	1	.763
6. Tennessee	235	175	57	3	.751
7. Ohio State	236	175	57	4	.750
8. Notre Dame	232	162	68	2	.703
9. Texas	232	160	70	2	.694
10. Penn State	232	158	73	1	.683

**STARTING POINT**

Notre Dame has 10 players with double digit career starts. Leading the way is two-time All-American strong safety Tom Zbikowski with 38 career starts.

**Active Career Starts Leaders**

Player	Starts
Tom Zbikowski, 2003-	38
John Sullivan, 2003-	33
Trevor Laws, 2003-	27
Maurice Crum, Jr., 2004-	27
John Carlson, 2003-	21
Ambrose Wooden, 2003-	16
Sam Young, 2006-	15
Terrail Lambert, 2005-	12
Joe Brockington, 2003-	10
Travis Thomas, 2003-	10

**HISTORIC NOTRE DAME STADIUM**

The 2007 football season marks the 77th year of Irish football in fabled Notre Dame Stadium. The Irish have played 393 games in the facility to date and own a 297-91-5 (.762) record in the "House that Rockne Built." The Irish were 4-2 at home in 2005 and 6-1 in 2006 to push the team's record at home to 101-34 (.754) over the last 23 years. The most wins in a season by the Irish at home is seven by the 1988 national championship

**Notre Dame  
Football Replays**

Bangor LP	WBGR TV 33 & Cable 9
Binghamton LP	WBPN TV
Binghamton LP	WISF TV 15 & CABLE 27
Chicago LP	W24AW TV 24
Chicago LP	W18AT TV 18
Chicago LP	W54BK TV 54
Columbus LP	WIVN TV 29 & CABLE 99
Comcast SportsNet	Chicago
Cleveland and Ohio	SportsTime Ohio
Cleveland LP	WIVM TV & CABLE 52
Direct TV	DIRECT TV 321
Evansville-Jasper	WJTS TV 27
Grand Rapids LP	WMKG TV & CABLE 40
Huntsville LP	WYAM TV 56 & CABLE 21
Indiana/Michigan	Comcast Local
Lexington	WVTNLP TV & CABLE 48
Louisville	WYCS TV & CABLE 24
Providence (RI & Conn)	Cox Sports
Nashville Dropin	WKAG TV 43
NC/PA/DC/MD/DEL/VA/WVA	Mid-Atlantic Sports Network
Raleigh LP	WARZ TV & CABLE 35
Roanoke LP	WYAT TV & CABLE 40
Roanoke	WDRL TV 24
Rochester	WRWB TV 16
South Bend	WCWW
Wichita-Hutchinson	KGPT-TV 49
Youngstown	TJC Cable 99

team and the longest home winning streak in Notre Dame football history is 28 games (from 11/21/42 through 9/30/50).

#### **SULLIVAN NAMED FIFTH TEAM CAPTAIN; FOUR WALK-ONS AWARDED FOOTBALL SCHOLARSHIPS FOR 2007 SEASON**

Five Notre Dame football players were pleasantly surprised by head coach Charlie Weis at the beginning of practice on Aug. 23. In an impromptu announcement given in front of the team, fifth-year senior center John Sullivan was named a team captain and junior center Thomas Bemenderfer, senior cornerback Wade Iams, senior long snapper J.J. Jansen and senior cornerback William David Williams all were awarded scholarships for the 2007-08 school year.

The coaching staff unanimously decided to name Sullivan the fifth team captain for 2007 based on the leadership role he demonstrated throughout the summer and training camp. He joins fellow fifth-year seniors John Carlson, Travis Thomas and Tom Zbikowski along with fourth-year senior Maurice Crum Jr. as team captains. Sullivan is the most experienced returning offensive player, having started 21 consecutive games at center and 33 games at that position in his Notre Dame career. He was named to the 2007 watch lists for the Outland Trophy and Rimington Award and was tabbed a first-team preseason All-American by Street & Smith's.

Bemenderfer began his college career as a scholarship athlete at Northwestern University before transferring to Notre Dame for the 2006-07 school year. The Mishawaka, Ind. native and Penn High School graduate walked onto the football team last year and is currently listed as a backup center.

Iams is also a local product as he hails from Mishawaka, Ind. and is a graduate of Penn High School. The four-year walk-on earned a 4.0 grade-point average during the 2006-07 school year and currently holds a 3.921 cumulative GPA.

Jansen earned a scholarship for the second-consecutive season and serves as the team's long snapper. The Phoenix, Ariz. product became the team's long snapper in the middle of the 2005 season and has held that position ever since.

Williams is in his third year with the Notre Dame football team. A Raleigh, N.C. native, he earned a 3.933 GPA during the 2007 spring semester and his cumulative GPA for the 2006-07 school year was 3.893.

#### **IRISH CHAMPIONSHIP FOOTBALL COACHES HONORED WITH NOTRE DAME STADIUM GATE DISPLAY**

The five coaches who have produced national championships in football at the University of Notre Dame - Knute Rockne, Frank Leahy, Ara Parseghian, Dan Devine and Lou Holtz - are now honored as part of the third Notre Dame Stadium gate to feature the history and tradition of the Irish football program.

Mixed media wall relief portraits and action montages of the five Notre Dame national championship coaches this week were positioned at Gate D of Notre Dame Stadium, as part of a multi-year plan to theme the five entrance gates to Notre Dame's home football facility. They were created by Lou Cella, senior sculptor of Timeless Creations, Inc., a division of the Rotblatt-Amrany Fine Art Studio in Highland Park, Ill.

Cella created the statue of former Detroit Tiger broadcaster Ernie Harwell at Comerica Park in Detroit, and he also did the sculpture of Father Theodore Hesburgh and Father Edmund Joyce (former Notre Dame president and executive vice president) just south of the Hesburgh Library on the Notre Dame campus. Rotblatt-Amrany is responsible for the Michael Jordan statue in front of the United Center in Chicago, as well as various statues of sports figures Wilt Chamberlain, Magic Johnson, Vince Lombardi, Al McGuire and George Halas.

The national championship coach display at Gate D is the third of the Notre Dame Stadium gates to be finished, following the Heisman Trophy display at Gate B that opened in 2005 and the All-America display at Gate A that opened in 2006. Funding for all the themed gates has been provided by the Notre Dame Monogram Club.

Notre Dame's 79 consensus All-America football players are honored inside Gate A with panels containing authentic Notre Dame helmets with nameplates. Those displays were designed by Rockwell Group of New York and fabricated by Show Motion Inc., of Connecticut.

Prior to the 2005 season, three-by-eight foot replica Heisman Trophies were added to the Gate B display, where pictures of all seven Irish Heisman winners were placed earlier. The honoring of Notre Dame's Heisman Trophy winners took the form of seven individual pan-

els installed within existing brick niches of the old stadium wall just inside Gate B - with one display each for Angelo Bertelli, John Lujack, Leon Hart, John Latner, Paul Hornung, John Huarte and Tim Brown.

Each display consists of a three-by-eight-foot aluminum panel, powder-coated in Notre Dame blue and serving as a background for holding an oversized, three-foot-tall replica of the Heisman Trophy. The Heisman replicas are finished in bronze, cantilevered off of the blue aluminum panels and sculpted from an original Heisman Trophy.

#### **IRISH WILL WEAR THROWBACK UNIFORMS AGAINST USC**

Notre Dame and Adidas will honor the 30th anniversary of the 1977 National Championship team by wearing the authentic green jerseys and gold pants for the USC game on October 20th.

The Throwback uniforms will be designed to replicate those worn by the 1977 team.

#### **NEXT WEEK: MICHIGAN STATE**

Notre Dame returns home after consecutive road game as Michigan State pays a visit to Notre Dame Stadium on Sept. 22 for a 3:30 p.m. ET contest that will be televised nationally on NBC. The Spartans, who knocked off Bowling Green, 27-17, last week, host Pittsburgh this weekend. Last year, Notre Dame rallied from a 16-point fourth quarter deficit to upend Michigan State, 40-37, in East Lansing. Michigan State has won five consecutive games inside Notre Dame Stadium.

#### **IRISH TO FACE WASHINGTON STATE IN 2009 MATCHUP AT SAN ANTONIO**

In the first of a series of "off-site" Fighting Irish football games, the University of Notre Dame and Washington State University will square off on Oct. 31, 2009, at the Alamodome in San Antonio, Texas.

Notre Dame officials expect to play one "home" game per season beginning in '09 at locations in Texas, Florida and in other cities.

The Irish and Cougars will be meeting for the first time since 2003, their only previous meeting. Notre Dame won that one 29-26 in overtime to open the season in Notre Dame Stadium. The 2009 game will be played at the 65,000-seat Alamodome, with the Valero Alamo Bowl serving as the host.

The Alamodome played host to a Texas A&M-Army regular-season matchup in 2006, served as temporary home to the NFL New Orleans Saints for part of the 2005 season in the aftermath of Hurricane Katrina - and is the home of the 2007 NFL Dallas Cowboys preseason training camp and the '07 Big 12 Conference Football Championship. The NCAA men's basketball Final Four was played at the Alamodome in 2003 and will be again in 2008.

"On behalf of the Valero Alamo Bowl and the Alamodome, we look forward to welcoming the history and tradition of Notre Dame to San Antonio and showing the team and their loyal fans our Texas hospitality," said Derrick Fox, Valero Alamo Bowl president.

Notre Dame expects to make tickets available to its contributing alumni and fans through its alumni lottery as it does with all other football games. Washington State will receive an allotment of tickets as the visiting team.

Notre Dame has more than 4,600 alumni in the state of Texas, most as part of alumni clubs in San Antonio, Dallas, Austin, Corpus Christi, El Paso, Fort Worth, Houston, Laredo, the Rio Grande Valley and West Texas/Eastern New Mexico.

NBC Sports will have the live television rights to the game, as with other Notre Dame home games.

"Notre Dame has never played in San Antonio, so this will be a tremendous opportunity to showcase our program in a new city, and in a state in which we have a strong emphasis in recruiting," said Notre Dame athletics director Kevin White.

"San Antonio has become a consistent stop on the men's basketball NCAA Final Four rotation, and the Riverwalk and other areas make it a great venue in terms of hospitality - so this will be an extremely attractive option for fans in general."

The off-site home game concept, as originated by White, came about once the NCAA opted for a 12-game regular season.

"We already had plans to play seven home games per year in Notre Dame Stadium," said White. "We considered the prospect of playing eight times in South Bend, but we determined we could make more effective use of that extra game by moving it around the country and playing not only in some areas very important to us in terms of recruit-

ing, but also in some locales in which our fans and alumni might not otherwise see us as part of any future schedules.

"It's a little bit like the barnstorming approach that Knute Rockne took back in the 1920s. We believe these events will provide great opportunities for fans to see our team play when they may be otherwise challenged to travel or obtain tickets for games in South Bend."

Notre Dame's two most recent trips to the state of Texas produced a 27-24 win over Texas in 1996 in Austin - followed by a 24-3 loss to Texas A&M in College Station in 2003.

The Irish have played in the Cotton Bowl Classic in Dallas on seven occasions - following the 1969, 1970, 1977, 1978, 1987, 1992 and 1993 seasons. A victory in the Cotton Bowl facility in 1977 earned a national championship for Notre Dame after the Irish defeated top-ranked and unbeaten Texas. Notre Dame also faced unbeaten and top-ranked Texas teams in Cotton Bowls following both the '69 and '70 seasons (winning in the second of those games to end a 30-game Texas win streak). The Irish are 5-2 in Cotton Bowl appearances, also winning 35-34 over Houston to close out the 1978 season in Joe Montana's final collegiate appearance.

Notre Dame also has played in Dallas against SMU in 1949 (a 27-20 win for the top-rated Irish), 1954 (a 26-14 Notre Dame victory), 1956 (a 19-13 SMU win), 1957 (a 54-21 Notre Dame win) and 1958 (a 14-6 Irish triumph) - giving the Irish a 9-3 overall mark in Dallas. Other Notre Dame appearances in Texas came in Houston for games against Rice in 1915 (a 55-2 Notre Dame win) and 1973 (a 28-0 Irish victory).

All those contests combine to give the Irish a 12-4 mark in games played in Texas.

Notre Dame's Alamodome appearance will be a homecoming of sorts for a number of Irish players who were invited to the Alamodome as high school seniors to participate in the U.S. Army All-American Bowl prep high school all-star game. Among those who presumably would be on the '09 Irish roster are current Notre Dame sophomores James Aldridge, Matt Carufel, Barry Gallup Jr., Demetrius Jones, Raeshon McNeil, Konrad Reuland, Chris Stewart, Darrin Walls, Bartley Webb, Dan Wenger and Sam Young, plus incoming freshmen Armando Allen, Jimmy Clausen, Gary Gray, Robert Hughes, Duval Kamara, Aaron Nagel, Mike Ragone and Matt Romine.

**IRISH ADD HERALDED SIGNING CLASS**

This preseason, Notre Dame has welcomed another outstanding recruiting class under third-year head coach Charlie Weis. The Irish signing class has been ranked as high as fifth (tied) in college football. Below charts where the media experts tabbed Notre Dame's 2007 incoming class:

CBS SportsLine.com.....	t-5th
SuperPrep.....	11th
ESPN.com .....	8th
Scout.com .....	11th
CollegeFootballNews.com .....	11th
Rivals.com .....	8th

**ARA PARSEGHIAN STATUE TO BE DEDICATED ON SEPT. 22, AT GATE D OF NOTRE DAME STADIUM**

A statue of former University of Notre Dame football coach Ara Parseghian, a member of the College Football Hall of Fame, will be dedicated on Saturday, Sept. 22, 2007, at Notre Dame Stadium.

The dedication, slated for 9:30 a.m. EDT, on the morning of the Notre Dame-Michigan State football game, will take place at Notre Dame Stadium's Gate D, which honors the Irish national championship football coaches.

All of Parseghian's former players and coaches have been invited to the dedication ceremonies - and more than 200 of them are expected to attend. Speaking at the dedication on behalf of Parseghian's former players will be 1964 Heisman Trophy winner John Huarte. The general public is welcome to attend the ceremony.

The Parseghian statue shows the former Irish coach on the shoulders of his players following the '71 Cotton Bowl win over top-rated Texas. The statue was sculpted by Notre Dame graduate Jerry McKenna, who also created the Frank Leahy and Moose Krause statues east of Notre Dame Stadium, as well as the Knute Rockne sculpture at the College Football Hall of Fame in downtown South Bend, Ind.

The sculpture has been funded completely by donations from Parseghian's former players, assistant coaches and student managers.

Plans for the statue were spearheaded by former Irish football player Peter Schivarelli (he played in '69 and '70).

The sculpture will complement bas relief portraits of the five Notre Dame national championship coaches - Rockne, Leahy, Parseghian, Dan Devine and Lou Holtz - that are now located at Gate D, designated the national championship coaches gate.

Parseghian served as Irish head coach from 1964 through the '74 season (he previously had been head coach at Northwestern for eight seasons and Miami of Ohio for five). His Notre Dame teams won consensus national titles in 1966 and 1973, and also claimed the McArthur Bowl Trophy from the National Football Foundation following a 9-1 campaign in '64. His 11 Notre Dame teams combined to finish 95-17-4 (.836) - and his Irish posted victories in the 1971 Cotton Bowl (over top-rated Texas), the 1973 Sugar Bowl (over top-rated Alabama) and the 1975 Orange Bowl (again over unbeaten Alabama).

Parseghian was chosen the national college coach of the year in 1964 by the Football Writers Association of America and by the American Football Coaches Association. Only one time in 11 seasons did one of his teams lose as many as three games in a season, and on 40 occasions during that period Irish players received first-team All-America recognition. He coached eight NCAA postgraduate scholarship winners, 17 Academic All-Americans and five eventual winners of the NCAA Silver Anniversary award. Parseghian was selected to the College Football Hall of Fame in 1980.

In 1994, Parseghian started the Ara Parseghian Medical Research Foundation to fund study of Niemann-Pick Type C Disease in hopes of moving toward a cure. To that end, the foundation has raised more than \$22 million to combat the disease, which has claimed three of Parseghian's grandchildren. The disease, also known as NP-C, is a genetic pediatric neurodegenerative disorder that causes progressive deterioration of the nervous system, usually in school-age children. By interfering with children's ability to metabolize cholesterol, the NP-C causes large amounts of the substance to accumulate in the liver, spleen and brain, leading to a series of ultimately fatal neurological problems.

Former Irish team captains under Parseghian who are confirmed to attend the ceremonies are Jim Carroll (1964), Phil Sheridan ('65), Jim Lynch ('66), Mike Oriard ('69), John Dampeer ('72), Greg Marx ('72) and Dave Casper ('73).

All-Americans under Parseghian expected to attend include Huarte (1964), Carroll ('64), Tony Carey ('64), Kevin Hardy ('64, '66, '67), Lynch ('65, '66), Nick Eddy ('66), Pete Duranko ('66), Jim Seymour ('66, '67, '68), George Goeddeke ('66), Mike McGill ('67), Oriard ('69), Clarence Ellis ('70, '71), Marx ('72), Dampeer ('72) and Casper ('73).

**COLLEGE FOOTBALL HALL OF FAMER CHRIS ZORICH HONORED**

Chris Zorich, two-time All-American defensive tackle at the University of Notre Dame, was one of 12 former college players and two coaches named to the National Football Foundation's 2007 College Football Hall of Fame Class for the NCAA Football Bowl Subdivision (formerly Division I-A). Zorich was recognized for his honor at halftime of the Georgia Tech game.

The 2007 College Football Hall of Fame class will be inducted at the 50th Annual Awards Dinner on Dec. 4, 2007, at the Waldorf-Astoria Hotel in New York City. The players and coaches were enshrined at the Hall of Fame in South Bend in August 2007.

Zorich becomes the 42nd former Notre Dame player inducted into the College Football Hall of Fame. The Irish also have five former coaches in the Hall and the 47 total enshrinees are the most of any NCAA institution.

A three-year starter at defensive tackle for the Irish, Zorich left Notre Dame as one of the most decorated defensive players in school history. He was a two-time All-American, earning unanimous first-team All-America accolades as a senior in 1990. Zorich was named United Press International Lineman of Year for 1989 and was chosen CBS Sports/Chevrolet Defensive Player of the Year for 1990. He was selected as the 1990 Lombardi Award recipient, given annually to the outstanding lineman in college football, and was a finalist for the Outland Trophy that year, too. Zorich started at nose tackle on the 1988 national championship team and finished his Notre Dame career with 219 tackles, including 21 tackles for loss.

Zorich graduated from Notre Dame with a Bachelor of Arts degree in American Studies in 1991 and from the Notre Dame Law School in 2002.

A native of Chicago's South Side, Zorich is president of the



Christopher Zorich Foundation and is a past recipient of USA Weekend's "Most Caring Athlete Award" and the Jesse Owens Foundation Humanitarian Award. The Foundation assists disadvantaged families through a variety of diverse activities and have affected over 100,000 individuals.

Zorich currently lives in Chicago where he works for the law firm of Schuyler, Roche & Zwirner, P.C.

#### **HUNDREDS OF FORMER PLAYERS TO FORM PRE-GAME "TUNNEL"**

Another Notre Dame tradition will continue with the game versus arch-rival USC, as prior to the game the 2007 team will run through a tunnel comprised of former Irish football players (several hundred are expected to return). Former head coach Bob Davie wrote a letter to every former Notre Dame football player during the summer of 1997, with the University providing them with the opportunity to buy two tickets to the season opener and inviting them to be part of the tunnel ceremony. Nearly 250 Irish football alumni formed the tunnel prior to the 1997 opener versus Georgia Tech and approximately 300 former players formed the tunnel prior to the 1998 opener versus Michigan before returning again for the '99 opener vs. Kansas. Another such group is expected versus the Trojans.

#### **FWAA, CHARLOTTE TOUCHDOWN CLUB UNVEIL DEFENSIVE LEGENDS AWARD**

The FWAA and Charlotte Touchdown Club will present the first annual Bronko Nagurski Legends Award in conjunction with the Bronko Nagurski Trophy this coming December in Charlotte.

The FWAA began selecting separate defensive and offensive All-America squads during the 1966 season. And, the first annual award will go to the players at Michigan State and Notre Dame who played in one of the greatest defensive games of the 20th Century. The teams were ranked No. 1 and 2 in the country when they met in East Lansing that season. The historic game ended in a 10-10 tie.

For the only time in history, two players from two teams made the 1966 FWAA All-America team on the defensive side of the ball: Notre Dame's Jim Lynch and Alan Page and Michigan State's Bubba Smith and George Webster. One of those players or a representative from each school is expected to be in Charlotte on Dec. 3 for the presentation when the 2007 Bronko Nagurski Trophy is awarded to the best defensive player in college football.

#### **TICKETS AVAILABLE FOR 2007 FOOTBALL KICKOFF LUNCHEONS**

Tickets are now on sale for the 2007 Notre Dame Kickoff Luncheons held the Friday prior to each Irish home football game. The luncheons feature Notre Dame head coach Charlie Weis, Irish players and assistant coaches, plus special guests and other attractions.

Tickets are \$18 each, with a handling fee of \$3 (payment may be made with one check for more than one luncheon). There are 10 seats per table — and if you wish to sit as a group at the same table with other guests, please return all reservations in one envelope.

Checks should be made payable to "University of Notre Dame" and mailed to: Athletics Business Office, 112 Joyce Center, Notre Dame, IN 46556. Telephone and credit card reservations are not accepted.

A printed reservation form also is available on Notre Dame's athletics web site at [www.und.com](http://www.und.com).

The luncheons are held in the Joyce Center fieldhouse (north dome) on the Notre Dame campus, with a noon (ET) start. Be aware that advance reservations are required for tickets, and tickets are not routinely available at the door.

#### **PEP RALLIES**

All 2007 pep rallies will be held in the Joyce Center Arena (south dome), unless moved inside Notre Dame Stadium, on Fridays before Saturday home games, beginning at 6 p.m. (ET). The Irish squad enters the arena at 6:30 p.m.

**Notre Dame Player  
Career Highs**

**JAMES ALDRIDGE**

<b>Season</b>	
Carries	6, vs. Ga. Tech (9.1)
Rushing Yards	19, vs. Ga. Tech (9.1)
Longest Rush	7, vs. Ga. Tech (9.1)

**Career**

Carries	12, vs. Navy (10.28.06)
Rushing Yards	45, vs. UNC (11.4.06)
Longest Rush	13, vs. UNC (11.4.06)

**ARMANDO ALLEN****Season/Career**

Carries	8, at Penn State (9.8)
Rushing Yards	25, vs. Ga. Tech (9.1)
Longest Rush	11, vs. Ga. Tech (9.1)
Receptions	6, at Penn State (9.8)
Receiving Yards	38, at Penn State (9.8)
Longest Reception	15, at Penn State (9.8)
Longest Kickoff Return	25, twice
Kickoff Return Yards	84, vs. Ga. Tech (9.1)
Kickoff Returns	5, vs. Ga. Tech (9.1)

**JOE BROCKINGTON****Season**

Tackles	10, at Penn State (9.8)
TFL	1.5, at Penn State (9.8)
Fumble Recoveries	1, at Penn State (9.8)
QB Hurries	1, vs. Ga. Tech (9.1)

**Career**

Tackles	15, at Air Force (11.11.06)
TFL	1.5, at Penn State (9.8.07)
Fumble Recoveries	1, at Penn State (9.8.07)
PBUs	1, v. Purdue (9.30.06)
Sacks	1.0, at USC (11.25.06)

**JUSTIN BROWN****Season**

Tackles	4, at Penn State (9.8)
TFL	1.5, at Penn State (9.8)
Sacks	0.5, at Penn State (9.8)

**Career**

Tackles	4, twice
TFL	1.5, at Penn State (9.8.07)
PBUs	1, vs. UNC (11.4.06)
Sacks	1.0, vs. Navy (10.28.06)

**DAVID BRUTON****Season**

Tackles	9, vs. Ga. Tech (9.1)
TFL	2.0, vs. Ga. Tech (9.1)
Sacks	1.0, vs. Ga. Tech (9.1)

**Career**

Tackles	9, vs. Ga. Tech (9.1.07)
TFL	2.0, vs. Ga. Tech (9.1.07)
Sacks	1.0, vs. Ga. Tech (9.1.07)
PBUs	1, at Purdue (10.1.05)

**JOHN CARLSON****Season**

Receptions	3, vs. Ga. Tech (9.1)
Receiving Yards	29, vs. Ga. Tech (9.1)
Longest Reception	12, vs. Ga. Tech (9.1)

**Career**

Receptions	8, vs. North Carolina (11.4.06)
Receiving Yards	121, at MSU (9.23.06)

Receiving TDs	1, five times
Longest Reception	62, at MSU (9.23.06)

**JIMMY CLAUSEN****Season/Career**

Carries	10, at Penn State (9.8)
Rushing Yards	-14, vs. Ga. Tech (9.1)
Longest Rush	10, at Penn State (9.8)
Pass Attempts	32, at Penn State (9.8)
Pass Completions	17, at Penn State (9.8)
Passing Yards	144, at Penn State (9.8)
Longest Completion	35, at Penn State (9.8)

**MAURICE CRUM, JR.****Season**

Tackles	9, vs. Ga. Tech (9.1)
TFL	1.0, vs. Ga. Tech (9.1)
PBUs	1, at Penn State (9.8)

**Career**

Tackles	14, vs. PSU (9.9.06)
TFL	3.0, twice
QB Hurries	1, five times
Sacks	1, four times
Interceptions	1, vs. Stanford (10.7.06)
PBUs	1, six times
Fumbles Forced	1, twice

**LEO FERRINE****Season**

Tackles	2, at Penn State (9.8)
---------	------------------------

**Career**

Tackles	6, vs. BYU (10.22.05)
TFL	1.0, twice
Interceptions	1, vs. Syracuse (11.19.05)
Longest INT Return	16, vs. Syracuse (11.19.05)
Fumble Recoveries	1, vs. Tenn. (11.5.05)

**DAVID GRIMES****Season**

Receptions	5, at Penn State (9.8)
Receiving Yards	45, at Penn State (9.8)
Longest Reception	14, at Penn State (9.8)

**Career**

Receptions	8, vs. UCLA (10.21.06)
Receiving Yards	79, vs. UCLA (10.21.06)
Longest Reception	36, vs. Navy (10.28.06)
Receiving TDs	1, vs. Navy (10.28.06)
Longest Kickoff Return	50, vs. UNC (11.4.06)
Kickoff Return Yards	145, vs. Michigan (9.16.06)
Kickoff Returns	6, vs. Michigan (9.16.06)
Punt Return Yards	17, vs. Navy (11.12.05)
Punt Returns	1, vs. Navy (11.12.05)
Longest Punt Return	17, vs. Navy (11.12.05)

**D.J. HORD****Season**

Receptions	1, vs. Ga. Tech (9.1)
Receiving Yards	5, vs. Ga. Tech (9.1)
Longest Reception	5, vs. Ga. Tech (9.1)

**Career**

Receptions	1, vs. Ga. Tech (9.1.07)
Receiving Yards	5, vs. Ga. Tech (9.1.07)
Longest Reception	5, vs. Ga. Tech (9.1.07)
Longest Kickoff Return	36, vs. Tenn. (11.5.05)
Kickoff Return Yards	70, vs. Tenn. (11.5.05)
Kickoff Returns	3, vs. Tenn. (11.5.05)

**RAY HERRING****Season**

Tackles	2, vs. Ga. Tech (9.1)
---------	-----------------------

**Career**

Tackles	9, vs. Stanford (10.7.06)
PBUs	1, vs. Purdue (9.30.06)
Fumble Recovery	1, vs. Army (11.18.06)

**ROBERT HUGHES****Season/Career**

Longest Kickoff Return	6, vs. Ga. Tech (9.1)
Kickoff Return Yards	8, vs. Ga. Tech (9.1)
Kickoff Returns	2, vs. Ga. Tech (9.1)

**JUNIOR JABBIE****Season/Career**

Carries	1, at Penn State (9.8)
Rushing Yards	5, at Penn State (9.8)
Longest Rush	5, at Penn State (9.8)
Receptions	1, vs. Ga. Tech (9.1)
Receiving Yards	3, vs. Ga. Tech (9.1)
Longest Reception	3, vs. Ga. Tech (9.1)

**DEMETRIUS JONES****Season/Career**

Carries	12, vs. Ga. Tech (9.1)
Rushing Yards	28, vs. Ga. Tech (9.1)
Longest Rush	10, vs. Ga. Tech (9.1)
Pass Attempts	3, vs. Ga. Tech (9.1)
Pass Completions	1, vs. Ga. Tech (9.1)
Passing Yards	4, vs. Ga. Tech (9.1)
Longest Completion	4, vs. Ga. Tech (9.1)

**DUVAL KAMARA****Season/Career**

Receptions	2, vs. Ga. Tech (9.1)
Receiving Yards	19, vs. Ga. Tech (9.1)
Longest Reception	11, vs. Ga. Tech (9.1)

**PAT KUNTZ****Season**

Tackles	8, at Penn State (9.8)
TFLs	0.5, at Penn State (9.8)
PBUs	2, vs. Ga. Tech (9.1)

**Career**

Tackles	8, at Penn State (9.8.07)
TFL	0.5, twice
Sacks	0.5, at Air Force (11.11.06)
Fumble Recoveries	1, at Navy (10.28.06)
PBUs	2, vs. Ga. Tech (9.1.07)

**TERRAIL LAMBERT****Season**

Tackles	6, vs. Ga. Tech (9.1)
---------	-----------------------

**Career**

Tackles	11, vs. Purdue (9.30.06)
TFL	1.0, vs. Purdue (9.30.06)
Interceptions	2, at MSU (9.23.06)
PBUs	1, twice
Fumble Recoveries	1, at Air Force (11.11.06)
Fumbles Forced	1, vs. Purdue (9.30.06)

**Notre Dame Player  
Career Highs**

**TREVOR LAWS**

**Season**  
Tackles 10, at Penn State (9.8)  
QB Hurries 1, vs. Ga. Tech (9.1)  
Fumble Recoveries 1, at Penn State (9.8)  
PBUs 1, at Penn State (9.8)  
Blocked Kicks 1, vs. Ga. Tech (9.1)

**Career**

Tackles 11, vs. Michigan (9.16.06)  
TFL 2.0, twice  
Sacks 1, five times  
Interceptions 1, at USC (11.25.06)  
PBUs 1, five times  
QB Hurries 1, six times  
Blocked Kicks 1, four times  
Fumble Recoveries 1, three times  
Fumbles Forced 1, twice

**ROBBY PARRIS**

**Season/Career**  
Receptions 3, vs. Ga. Tech (9.1)  
Receiving Yards 30, vs. Ga. Tech (9.1)  
Longest Reception 35, at Penn State (9.8)

**GEOFF PRICE**

**Season**  
Punts/Game 9, at Penn State (9.8)  
Punt Yards 403 at Penn State (9.8)  
Punt Average 44.8 at Penn State (9.8)  
Longest Punt 57 at Penn State (9.8)  
Punts Inside 20 1, at Penn State (9.8)  
Punts 50+ 1, twice

**Career**

Punts/Game 9, at Penn State (9.8.07)  
Punt Yards 403 at Penn State (9.8.07)  
Punt Average 51.9 vs. Michigan (9.16.06)  
Longest Punt 62 vs. Penn State (9.9.06)  
Punts Inside 20 3 vs. Purdue (9.30.06)  
Punts 50+ 4, vs. LSU (1.3.07)

**ASAPH SCHWAPP**

**Season**  
Carries 1, vs. Ga. Tech (9.1)  
Rushing Yards -1, vs. Ga. Tech (9.1)  
Longest Rush -1, vs. Ga. Tech (9.1)

**Career**

Carries 8, vs. BYU (10.22.05)  
Rushing Yards 27, vs. BYU (10.22.05)  
Receptions 2, vs. Navy (11.12.05)  
Receiving Yards 21, vs. Navy (11.12.05)  
Longest Reception 12, vs. Navy (11.12.05)

**EVAN SHARPLEY**

**Season/Career**  
Carries 10, vs. Ga. Tech (9.1)  
Rushing Yards -58, vs. Ga. Tech (9.1)  
Longest Rush 3, vs. Ga. Tech (9.1)  
Pass Attempts 13, vs. Ga. Tech (9.1)  
Pass Completions 10, vs. Ga. Tech (9.1)  
Passing Yards 92, vs. Ga. Tech (9.1)  
Longest Completion 20, vs. Ga. Tech (9.1)

**GOLDEN TATE**

**Season/Career**  
Longest Kickoff Return 34, at Penn State (9.8)  
Kickoff Return Yards 34, at Penn State (9.8)  
Kickoff Returns 1, twice

**TRAVIS THOMAS**

**Season**  
Carries 7, vs. Ga. Tech (9.1)  
Rushing Yards 12, at Penn State (9.8)  
Longest Rush 5, at Penn State (9.8)

**Career**

Carries 18, vs. USC (10.15.05)  
Rushing Yards 58, vs. Navy (11.12.05)  
Rushing TDs 1, seven times  
Longest Rush 43, vs. Penn State (9.9.06)  
Receptions 2, at BYU (9.4.04)  
Receiving Yards 28, at BYU (9.4.04)  
Longest Reception 15, at BYU (9.4.04)

**BRANDON WALKER**

**Season/Career**  
Field Goals 1, twice  
Longest FG 24, vs. Ga. Tech (9.1)

**GEORGE WEST**

**Season**  
Receptions 2, twice  
Receiving Yards 29, vs. Ga. Tech (9.1)  
Longest Reception 20, vs. Ga. Tech (9.1)

**Career**

Carries 1, vs. Purdue (9.30.06)  
Rushing Yards 11, vs. Purdue (9.30.06)  
Rushing TDs 1, vs. Purdue (9.30.06)  
Receptions 2, twice  
Receiving Yards 29, vs. Ga. Tech (9.1.07)  
Longest Reception 20, vs. Ga. Tech (9.1.07)  
Longest Kickoff Return 33, at Ga. Tech (9.2.06)  
Kickoff Return Yards 71, at MSU (9.23.06)  
Kickoff Returns 3, at MSU (9.23.06)  
Punt Return Yards 15, vs. UNC (11.4.06)  
Punt Returns 2, vs. UNC (11.4.06)  
Longest Punt Return 10, vs. UNC (11.4.06)

**AMBROSE WOODEN**

**Season**  
Tackles 2, at Penn State (9.8)

**Career**

Tackles 12, at Pittsburgh (9.3.05)  
Interceptions 1, twice  
PBUs 2 vs. MSU (9.17.05)  
Fumble Recoveries 1, vs. LSU (1.2.06)  
Fumbles Forced 1, vs. LSU (1.3.07)

**WILL YEATMAN**

**Season/Career**  
Receptions 1, twice  
Receiving Yards 10, vs. Ga. Tech (9.1)  
Longest Reception 10, vs. Ga. Tech (9.1)

**TOM ZBIKOWSKI**

**Season**  
Tackles 6, at Penn State (9.8)  
Forced Fumbles 2, at Penn State (9.8)  
Punt Return Yards 47, at Penn State (9.8)  
Punt Returns 1, twice  
Longest Punt Return 47, at Penn State (9.8)

**Career**

Tackles 14, vs. Navy (10.28.06)  
TFL 1.5, at BYU (9.4.04)  
Interceptions 1, six times  
Sacks 1, vs. Tennessee (11.5.05)  
PBUs 2, at Washington (9.24.05)  
QB Hurries 2, vs. UCLA (10.21.06)  
Fumble Recoveries 1, twice  
Fumbles Forced 2, twice  
Longest INT Return 83, vs. BYU (10.22.05)  
Longest Fumble Return 75, at MSU (9.18.04)  
Punt Return Yards 118, vs. Tenn. (11.5.05)  
Punt Returns 6, at Stanford (11.25.06)  
Longest Punt Return 78, vs. UT (11.5.05)  
Longest Kickoff Return 28, at USC (11.25.06)  
Kickoff Return Yards 107, at USC (11.25.06)  
Kickoff Returns 5, at USC (11.25.06)

**The  
Last Time**

**NOTRE DAME**

**RUSHING**

Had 400 or more yards: .....at Boston College, 1996 (426)  
 Had 300 or more yards: .....at Stanford, 2003 (320)  
 Had 70 or more rushing attempts: .....vs. Michigan State, 1991 (76)  
 Had 60 or more rushing attempts: .....vs. West Virginia, 2001 (69)  
 Had 50 or more rushing attempts: .....at Stanford, 2005 (50)  
 Had six or more rush TDs: .....vs. Navy, 1996 (6)  
 Had five or more rush TDs: .....at USC, 2000 (5)  
 Had four or more rush TDs: .....at Purdue, 2005 (4)  
 Had two players with 100 rush yards in a game: .....vs. Stanford, 2002  
 .....(Rashon Powers-Neal 108, Ryan Grant 103)

**PASSING**

Had 500 or more yards:.....at USC, 1970 (526)  
 Had 400 or more yards: .....at Stanford, 2005 (432)  
 Had 300 or more yards: .....vs. North Carolina, 2006 (346)  
 Had 40 or more pass attempts: .....vs. USC, 2006 (45)  
 Had 30-39 pass attempts: .....at Penn State (32)  
 Had 25-29 pass completions: .....vs. UCLA, 2006 (27)  
 Had 20-24 pass completions: .....vs. USC, 2006 (45)  
 Had six passing TDs .....vs. BYU, 2005 (6)  
 Had five passing TDs: .....at Michigan State, 2006 (5)  
 Had four passing TDs: .....at Air Force, 2006 (4)  
 Had three passing TDs: .....vs. USC, 2006 (3)  
 Had five passes intercepted: .....vs. USC, 1967 (7)  
 Had four passes intercepted: .....at Purdue, 2003 (4)  
 Had three passes intercepted: .....vs. Michigan, 2006 (3)

**RECEIVING**

Had two players with 100 receiving yards in a game:  
 .....at Michigan State, 2006 (John Carlson - 121, Jeff Samardzija - 113)

Had a player with over 150 receiving yards in a game:  
 .....vs. North Carolina, 2006 (Jeff Samardzija - 177)

Had two players with 10 catches in a game:  
 .....vs. BYU, 2005 (Maurice Stovall - 14, Jeff Samardzija - 10)

**COMBINATION OFFENSE**

Had a 200-yard passer and 100-yard rusher in a game:  
 .....vs. Army, 2006 (Brady Quinn - 218 passing, Darius Walker - 162 rushing)

Had a 100-yard receiver and 100-yard rusher in a game:  
 at Air Force, 2006 (Jeff Samardzija - 106 receiving, Darius Walker - 153 rushing)

**TOTAL OFFENSE**

Had 600 or more yards total offense: .....at Stanford, 2005 (663)  
 Had 500-599 yards total offense: .....vs. Navy, 2005 (505)  
 Had 400-499 yards total offense: .....vs. USC, 2006 (404)  
 Had 85 or more plays total offense: .....at Stanford, 2005 (88)  
 Had 75-84 plays total offense: .....vs. USC, 2006 (76)

**SCORING**

Scored 60 or more points: .....vs. Rutgers, 1996 (62)  
 Scored 50-59 points: .....at Stanford, 2003 (57)  
 Scored 40-49 points: .....vs. Army, 2006 (41)  
 Scored 30-39 points: .....at Air Force, 2006 (39)  
 Allowed 60 or more points: .....Never  
 Allowed 50-59 points: .....at Miami (Fla.), 1985 (58)  
 Allowed 40-49 points: .....LSU, 2007 Sugar Bowl (41)  
 Allowed 30-39 points: .....Georgia Tech, 2007 (33)  
 Was held scoreless: .....vs. Florida State, 2003 (37-0)  
 Was held scoreless at home: . .....vs. Florida State, 2003 (37-0)  
 Was held scoreless on the road: .....at Michigan, 2003 (38-0)  
 Held opponent scoreless: .....vs. Rutgers, 2002 (42-0)  
 Held opponent scoreless at home: .....vs. Rutgers, 2002 (42-0)  
 Held opponent scoreless on the road: .....at Purdue, 1993 (17-0)

Held opponent scoreless at neutral site:  
 .....vs. Maryland (Giants Stadium - East Rutherford, NJ), 2002 (22-0)

Held two opponents scoreless in a season:  
 .....2002 vs. Maryland (22-0) vs. Rutgers (42-0)

Held three opponents scoreless in a season:  
 .....1976 vs. Purdue (23-0) at Northwestern (49-0), vs. Oregon (41-0)

Held four opponents scoreless in a season:  
 .....1966 vs. Army (35-0) vs. North Carolina (32-0), at Oklahoma (38-0),  
 .....vs. Pittsburgh (40-0) vs. Duke (64-0), at USC (51-0)

Held five opponents scoreless in a season:  
 .....1966 vs. Army (35-0) vs. North Carolina (32-0), at Oklahoma (38-0),  
 .....vs. Pittsburgh (40-0) vs. Duke (64-0), at USC (51-0)

Held six opponents scoreless in a season:  
 .....1966 vs. Army (35-0) vs. North Carolina (32-0), at Oklahoma (38-0),  
 .....vs. Pittsburgh (40-0) vs. Duke (64-0), at USC (51-0)

Had multiple players with multiple TDs in a game:  
 .....vs. Army, 2006 (Rhema McKnight - 2, Darius Walker - 2)

**TURNOVERS**

Did not commit a turnover: .....at Air Force, 2006  
 Committed six or more turnovers: .....vs. Navy, 1984 (6)  
 Committed five turnovers: .....vs. Michigan, 2006 (5)  
 Committed four fumbles lost: .....vs. Michigan State, 1999 (4)  
 Committed three fumbles lost: .....vs. Georgia Tech, 2007 (3)  
 Recorded six or more takeaways: .....at Michigan State, 2004 (6)  
 Recorded five takeaways: .....vs. Washington, 2004 (5)  
 Returned two or more interceptions for TDs: .....vs. Stanford, 2002 (2)  
 .....(Shane Walton - 18 yards, Courtney Watson - 34 yards)  
 Returned an interception for a TD: .....at Penn State, 2007 (1)  
 .....(Darrin Walls - 73 yards)  
 Returned a fumble for a TD: .....vs. Penn State, 2006 (1)  
 .....(Tom Zbikowski - 25 yards)

**The  
Last Time**

**DEFENSE**

Held opponent 50 or fewer rushing yards: .....vs. North Carolina, 2006 (31)  
 Held opponent to 100 or fewer passing yards: .....vs. Army, 2006 (92)  
 Held opponent to 201-300 yards total offense:  
 .....at Penn State, 2007 (295)  
 Held opponent to 200 or fewer yards total offense:.....vs. Army, 2006 (150)  
 Intercepted five or more passes: .....vs. Purdue, 1988 (5)  
 Intercepted four passes: .....vs. Indiana, 1991 (4)  
 Intercepted three passes: .....at Michigan State, 2004 (3)  
 Scored a safety: .....at Stanford, 2003  
 Recorded nine or more sacks: .....vs. Rutgers, 1996 (9)  
 Recorded eight sacks: .....vs. Pittsburgh, 2003 (8)  
 Recorded seven sacks: .....at Stanford, 2005 (7)  
 Recorded six sacks: .....vs. Navy, 2004 (6)  
 Recorded five sacks: .....at Pittsburgh, 2005 (5)  
 Held opponent to 10 or fewer first downs:  
 .....vs. North Carolina, 2006 (10)

**SPECIAL TEAMS**

Returned a punt for a TD: .....vs. North Carolina, 2006  
 .....(Tom Zbikowski, 52 yards)  
 Returned a blocked punt for a TD: .....at Boston College, 2003  
 .....(Carlos Campbell, 25 yards)  
 Returned a kickoff for a TD: .....vs. Navy, 2002  
 .....(Vontez Duff, 92 yards)  
 Returned a blocked FG for a TD .....at Air Force, 2006  
 .....(Terrail Lambert, 76 yards)  
 Blocked a punt: .....vs. USC, 2006 (1)  
 Punted 10 or more times: .....at Penn State, 2007 (10)  
 Did not punt: .....vs. Navy, 2006

Blocked a field goal: .....vs. Georgia Tech, 2007  
 Had a field goal blocked: .....vs. Syracuse, 2005  
 Blocked a PAT kick: .....vs. North Carolina, 2006 (2)  
 Scored on a blocked PAT attempt: .....vs. Texas, 1995  
 Missed a kicking PAT: .....vs. Army, 2006  
 Had a kicking PAT blocked: .....at Air Force, 2006 (2)  
 Had a punt blocked: .....vs. Michigan State, 2005

**MISCELLANEOUS**

Had 30 or more first downs: .....vs. Purdue, 2006 (33)  
 Had 20-29 first downs: .....vs. Army, 2006 (26)  
 Was not penalized: .....at LSU, 1997  
 Had 10 or more penalties: .....at Penn State, 2007 (14)  
 Had 120 or more yards in penalties: .....at Rutgers, 2000 (120)  
 Had 35 minutes or more of possession time: .....vs. Purdue, 2006 (38:01)  
 Was involved in a tie game: .....at USC, 1994 (17-17)  
 Was involved in an overtime game: .....vs. Michigan State, 2005 (L, 41-44)

**A NOTRE DAME PLAYER**

**RUSHING**

Rushed for 300 or more yards: .....Never  
 Rushed for 250-299 yards: .....Julius Jones at Pittsburgh, 2003 (262)  
 Rushed for 200-249 yards: .....Julius Jones at Stanford, 2003 (218)

Rushed for 175-199 yards: .....Darius Walker at Stanford, 2005 (186)  
 Rushed for 150-174 yards: .....Darius Walker vs. Army, 2006 (162)  
 Rushed for 125-149 yards: .....Darius Walker LSU, 2007 Sugar Bowl (128)  
 Rushed for 100-124 yards: .....Darius Walker vs. Navy, 2006 (103)  
 Quarterback rushed for 100 or more yards: .....Carlyle Holiday  
 .....at Boston College, 2001 (109)  
 Rushed 40 or more times: .....Allen Pinkett at LSU, 1984 (40)  
 Rushed 35-39 times: .....Julius Jones, vs. BYU, 2003 (35)  
 Rushed 30-34 times: .....Darius Walker vs. Purdue, 2006 (31)  
 Rushed 25-29 times: .....Darius Walker vs. Stanford, 2006 (25)  
 Rushed for four or more TDs: .....Emmett Mosley vs. Navy, 1994 (4)  
 Rushed for three TDs: Darius Walker vs. Ohio State, 2006 Fiesta Bowl (3)  
 Rushed for two TDs: .....Darius Walker, vs. Army, 2006 (2)  
 Had a run of 80 yards or more:  
 .....Terrance Howard at West Virginia, 2000 (80)  
 Had a run of 70-79 yards: .....Arnaz Battle vs. Kansas, 1999 (74)  
 Had a run of 60-69 yards: .....Brady Quinn vs. USC, 2006 (60)  
 Had a run of 50-59 yards: .....Carlyle Holiday at Air Force, 2002 (53)

**PASSING**

Passed for 500 or more yards: .....Joe Theismann at USC, 1970 (526)  
 Passed for 400-499 yards: .....Brady Quinn at Stanford, 2005 (432)  
 Passed for 300-399 yards: .....Brady Quinn vs. North Carolina, 2006 (346)  
 Attempted 50 or more passes: Brady Quinn vs. Michigan State, 2005 (60)  
 Attempted 40-49 passes: .....Brady Quinn vs. USC, 2006 (45)  
 Attempted 30-39 passes: .....Jimmy Clausen at Penn State (32)  
 Completed 30 or more passes: .....Brady Quinn vs. BYU, 2005 (32)  
 Completed 20-29 passes: .....Brady Quinn vs. USC, 2006 (24)  
 Threw five or more TDs: .....Brady Quinn at Michigan State, 2006 (5)  
 Threw four TDs: .....Brady Quinn at Air Force, 2006 (4)  
 Threw three TDs.....Brady Quinn vs. USC, 2006 (3)  
 Threw five or more interceptions: .....Before 1975  
 Threw four interceptions: .....Brady Quinn at Purdue, 2003 (4)  
 Threw three interceptions: .....Brady Quinn vs. Michigan, 2006 (3)  
 Completed a pass of 80 yards or more:  
 .....Brady Quinn at Stanford, 2005 (80)  
 Completed a pass of 70-79 yards: ..Brady Quinn vs. Tennessee, 2005 (73)  
 Completed a pass of 60-69 yards:  
 .....Brady Quinn at Michigan State, 2006 (62)  
 Completed a pass of 50-59 yards: ....Brady Quinn at Air Force, 2006 (51)

**RECEIVING**

Caught 15 or more passes: .....Never  
 Caught 10-14 passes: .....Rhema McKnight vs. Purdue, 2006 (10)  
 Caught seven to nine passes: ..Jeff Samardzija LSU, 2007 Sugar Bowl (8)  
 Had 200 or more yards receiving: .....Maurice Stovall vs. BYU, 2005 (207)  
  
 Had 175-199 yards receiving:  
 .....Jeff Samardzija vs. North Carolina, 2006 (177)  
 Had 150-174 yards receiving: .....Jeff Samardzija vs. BYU, 2005 (152)  
 Had 100-149 yards receiving: .....Rhema McKnight at USC, 2006 (109)  
 Caught four or more TDs: .....Maurice Stovall vs. BYU, 2005 (4)  
 Caught three TDs: .....Maurice Stovall vs. Navy, 2005 (3)  
 Caught two TDs: .....Rhema McKnight vs. Army, 2006 (2)

**The  
Last Time**

**TOTAL OFFENSE**

Had 500 or more yards total offense: .....Joe Theismann at USC, 1970 (512)  
 Had 400-499 yards total offense: .....Brady Quinn vs. BYU, 2005 (457)  
 Had 100 yards both passing and rushing:  
 .....Jarious Jackson vs. Oklahoma, 1999 (276 passing, 107 rushing)

**SCORING**

Accounted for four or more touchdowns:  
 .....Brady Quinn at Air Force, 2006 (4 passing)  
  
 Accounted for three touchdowns:  
 .....Brady Quinn at USC, 2006 (3 passing)

**DEFENSE**

Intercepted three or more passes: ..Shane Walton vs. Maryland, 2002 (3)  
 Intercepted two passes: .....Mike Richardson vs. Army, 2006 (2)  
 Recovered three or more fumbles: .....Never  
 Forced two fumbles: .....Tom Zbikowski at Penn State, 2007 (2)  
 Recovered two fumbles: .....Gerome Sapp vs. Navy, 2001 (2)  
 Recorded 15 or more tackles: Chinedum Ndukwe at Air Force, 2006 (22)  
 .....Joe Brockington at Air Force, 2006 (15)  
 Recorded 10-14 tackles: .....Derek Landri at Air Force, 2006 (11)

**SPECIAL TEAMS**

Scored 15 or more points kicking: .....D.J. Fitzpatrick vs. BYU, 2003 (15)  
 Scored 10-14 points kicking: .....Carl Gioia vs. PSU, 2006 (11)  
 Kicked five or more field goals:  
 .....Nicholas Setta vs. Washington State, 2003 (5)  
 Kicked four field goals: .....D.J. Fitzpatrick vs. BYU, 2003 (4)  
 Kicked two field goals of 50 or more yards: .....Never  
 Kicked a field goal of 50 or more yards: .....Nicholas Setta  
 .....vs. Maryland, 2002 (51)  
 Kicked a punt 70 or more yards: .....Jim Yoder vs. Texas, 1971 (71)  
 Kicked a punt 60-69 yards: .....Geoffrey Price vs. PSU, 2006 (62)  
 Punted 10 or more times: .....D.J. Fitzpatrick at Tennessee, 2004 (10)  
 Totaled 175 or more kickoff return yards:  
 .....Raghib Ismail at Michigan, 1989 (192)  
 Totaled 100 or more punt return yards:  
 .....Tom Zbikowski vs. Tennessee, 2005 (118)

**AN OPPOSING TEAM**

**RUSHING**

Had 400 or more yards: .....Pittsburgh, 1975 (411)  
 Had 300-399 yards: .....Stanford, 1997 (322)  
 Had 50 or more rushing attempts: .....Air Force, 2006 (60)  
 Had five or more rush TDs: .....USC, 2005 (5)  
 Had four rush TDs: .....Michigan, 2003 (4)  
 Had two or more players with 100 rush yards in a game: Stanford, 1997  
 .....(Anthony Bookman - 142, Mike Mitchell - 135)

**PASSING**

Had 400 or more yards: .....Washington, 2005 (408)  
 Had 300-399 yards: .....LSU, 2007 Sugar Bowl (332)  
 Had 60 or more pass attempts: .....Tennessee, 1990 (60)

Had 50-59 pass attempts: .....Purdue, 2005 (58)  
 Had 40-49 pass attempts: .....Purdue, 2006 (46)  
 Had 30 or more pass completions: .....Purdue, 2005 (33)  
 Had five or more passing TDs: .....USC, 2004 (5)  
 Had four passing TDs: .....Oregon State, 2004 (4)  
 Had three passing TDs: .....USC, 2006 (3)

**RECEIVING**

Had two players with 100 receiving yards in a game: .....USC, 2003  
 .....(Mike Williams 112, Keary Colbert 120)

**TOTAL OFFENSE**

Had 600 or more yards total offense: .....Ohio State, 2006 Fiesta Bowl (617)  
 Had 500-599 yards total offense: .....LSU, 2007 Sugar Bowl (577)  
 Had 400-499 yards total offense: .....USC, 2006 (404)  
 Had 80 or more plays: .....Purdue, 2005 (82)  
 Had 75-79 plays: .....Air Force, 2006 (79)

**SCORING**

Scored 60 or more points: .....Never  
 Scored 50-59 points: .....Miami (Fla.), 1985 (58)  
 Scored 40-49 points: .....LSU, 2007 Sugar Bowl (41)  
 Scored 30-39 points: .....at Penn State, 2007 (31)  
 Scored a two-point conversion: .....Tennessee, 2005

**TURNOVERS**

Did not commit a turnover: .....Georgia Tech, 2007  
 Had three or more fumbles lost: .....Washington, 2004 (4)  
 Intercepted five or more passes: .....USC, 1967 (7)  
 Intercepted four passes: .....Purdue, 2003 (4)  
 Intercepted three passes: .....Michigan, 2006 (3)  
 Returned an interception for a TD: .....Michigan, 2006  
 .....(Preston Burgess - 31 yards)  
 Returned a fumble for a TD: .....Michigan, 2006  
 .....(LaMarr Woodley - 54 yards)

**DEFENSE**

Held ND to 10 or fewer first downs: .....at Penn State, 2007 (9)  
 Scored a safety: .....LSU, 1998  
 Held ND to 50 or fewer rushing yards: .....at Penn State, 2007 (0)  
 Held ND to 101-200 passing yards: .....at Penn State, 2007 (144)  
 Held ND to 100 or fewer passing yards: .....Pittsburgh, 2003 (33)  
 Held ND to 201-300 yards total offense: .....LSU, 2007 Sugar Bowl (291)  
 Held ND to 200 or fewer yards total offense: .....at Penn State, 2007 (144)

**SPECIAL TEAMS**

Returned a punt for a TD: Penn State, 2007 (Derrick Williams - 78 yards)  
 Returned a blocked punt for a TD: .....Michigan State, 2004  
 .....(Jerramy Scott - 0 yards)  
 Returned a kickoff for a TD: .....USC, 2006 (Brian Cushing - 42 yards)  
 Punted 10 or more times: .....Rutgers, 2002 (10)  
 Did not punt: .....Miami (Fla.), 1985  
 Missed a kicking PAT: .....USC, 2006



**The  
Last Time**

**MISCELLANEOUS**

Had 30 or more first downs: .....LSU, 2007 Sugar Bowl (31)  
 Had 20-29 first downs: .....USC, 2006 (21)  
 Had 10 or more penalties: .....Washington State, 2003 (13)  
 Had 100 or more yards in penalties: .....Washington State, 2003 (118)  
 Had 35 minutes or more of possession time: .....Air Force, 2006 (38:35)  
 Had one 100-yard receiver and one 100-yard rusher: .....USC, 2006  
 .....(C.J. Cable, 107 rushing, Dwayne Jarrett, 132 receiving)

**AN OPPOSING PLAYER**

**RUSHING**

Rushed for 300 or more yards: .....Tony Dorsett, Pittsburgh, 1975 (303)  
 Rushed for 200-299 yards: .....Rondell Mealey, LSU, 1997 (222)  
 Rushed for 150-199 yards: .....Tashard Choice, Ga. Tech, 2007 (196)  
 Rushed for 100-149 yards: .....Austin Scott, Penn State, 2007 (116)  
 Rushed 40 or more times: .....Craig Heyward, Pittsburgh, 1987 (42)  
 Rushed 30-39 times: .....Mike Hart, Michigan, 2006 (31)  
 Rushed 25-29 times: .....Austin Scott, Penn State, 2007 (28)  
 Rushed for five or more TDs:.....Walter Reyes, Syracuse, 2003 (5)  
 Rushed for four TDs: .....Walter Reyes, Syracuse, 2003 (5)  
 Rushed for three TDs: .....Reggie Bush, USC, 2005 (3)  
 Rushed for two TDs: .....Austin Scott, Penn State, 2007 (2)

Had a run of 80 yards or more:  
 .....Sherman Lewis, Michigan State, 1963 (85)  
 Had a run of 70-79 yards:.....Walter Reyes, Syracuse, 2003 (71)  
 Had a run of 60-69 yards:..Ted Ginn Jr., Ohio State, 2006 Fiesta Bowl (68)  
 Had a run of 50-59 yards: .....Damien Rhodes, Syracuse, 2005 (51)

**PASSING**

Passed for 500 or more yards: .....Never  
 Passed for 400-499 yards: .....Matt Leinart, USC, 2004 (400)  
 Passed for 300-399 yards: JaMarcus Russell, LSU, 2007 Sugar Bowl (332)  
 Attempted 60 or more passes: .....Andy Kelly, Tennessee, 1990 (60)  
 Attempted 50-59 passes: .....Kyle Orton, Purdue, 2001 (52)  
 Attempted 40-49 passes: .....Curtis Painter, Purdue, 2006 (46)  
 Completed 30 or more passes: .....Carson Palmer, USC, 2002 (32)  
 Completed 20-29 passes: .....JaMarcus Russell, LSU, 2007 Sugar Bowl (21)  
 Threw five or more TDs: .....Matt Leinart, USC, 2004 (5)  
 Threw four TDs: .....Derek Anderson, Oregon State, 2004 (4)  
 Threw three TDs: .....John David Booty, USC, 2006 (3)  
 Completed a pass of 90 yards or more: .....Kyle Orton, Purdue, 2004 (97)  
 Completed a pass of 80-89 yards: .....Curtis Painter, Purdue, 2006 (88)  
 Completed a pass of 70-79 yards: ...Joe Dailey, North Carolina, 2006 (72)  
 Completed a pass of 60-69 yards: .....Chad Henne, Michigan, 2006 (69)  
 Completed a pass of 50-59 yards:  
 .....Anthony Morelli, Penn State (51)

**RECEIVING**

Caught 10 or more passes: .....Dorien Bryant, Purdue, 2005 (14)  
 Caught seven to nine passes: .....Early Doucet, LSU, 2007 Sugar Bowl (8)  
 Had 200 or more yards receiving: .....Selwyn Lymon, Purdue, 2006 (238)  
 Had 150-199 yards receiving: Hakeem Nicks, North Carolina, 2006 (171)  
 Had 100-149 yards receiving: . Early Doucet, LSU, 2007 Sugar Bowl (115)

Caught three or more TD passes: .....Dwayne Jarrett, USC, 2006 (3)  
 Caught two TD passes: .....Hakeem Nicks, North Carolina, 2006 (2)

**SCORING**

Accounted for five or more touchdowns: .....Matt Leinart, USC, 2004  
 .....(5 passing)  
 Accounted for four touchdowns: .....Matt Trannon, Michigan State, 2005  
 .....(3 receiving, 1 rushing)  
 Accounted for three touchdowns:  
 .....JaMarcus Russell, LSU, 2007 Sugar Bowl (2 passing, 1 rushing)

**DEFENSE**

Intercepted three or more passes: .....Rod Johnson, N.C. State, 2003 (3)  
 Intercepted two passes: .....Preston Burgess, Michigan, 2006 (2)  
 Recorded three or more sacks: .....Justin Hickman, UCLA (3)  
 Recorded two sacks: .....Clifton Ryan, Michigan State, 2006 (2)

**SPECIAL TEAMS**

Kicked four or more field goals: .....Garrett Rivas, Michigan, 2004 (4)  
 Kicked a field goal 50 or more yards: .....Matt Payne, BYU, 2004 (53)  
 Kicked a punt of 65 or more yards: ...Jared Armstrong, Purdue, 2006 (69)  
 Totaled 100 or more kick return yards: .Karl Whittaker, Navy, 2005 (159)

**The Charlie Weis  
Record Book**

**TEAM RECORDS - OFFENSE****most points in a game**

49	BYU	10.22.05
49	at Purdue	10.1.05
45	North Carolina	11.4.06
42	Navy	11.12.05
42	at Pittsburgh	9.3.05
41	Penn State	9.9.06
41	Tennessee	11.5.05
41	Michigan State	9.17.05
41	Army	11.18.06
40	at Michigan State	9.23.06

**most points in a half**

35 (1st)	at Pittsburgh	9.3.05
31 (1st)	North Carolina	11.4.06
28 (1st)	at Purdue	10.1.05
28 (2nd)	BYU	10.22.05
28 (1st)	Navy	11.12.05
28 (1st)	Purdue	9.30.06
27 (1st)	at Air Force	11.11.06
26 (2nd)	at Michigan State	9.23.06
24 (2nd)	at Washington	9.24.05
24 (2nd)	at Stanford	11.26.05

**most points in a quarter**

28 (2nd)	at Pittsburgh	9.3.05
21 (2nd)	Navy	11.12.05
21 (3rd)	BYU	10.22.05
21 (2nd)	at Purdue	10.1.05
20 (2nd)	Army	11.18.06
20 (4th)	Tennessee	11.5.05
20 (1st)	at Air Force	11.11.06
19 (4th)	at Michigan State	9.23.06
18 (4th)	at Stanford	11.26.05
17 (2nd)	North Carolina	11.4.06
17 (2nd)	Penn State	9.9.06
17 (4th)	at Washington	9.24.05

**margin of victory**

32	Army	11.18.06
26	BYU	10.22.05
24	Syracuse	11.19.05
24	Penn State	9.9.06
24	vs. Navy	10.28.06
22	at Air Force	11.11.06
21	at Pittsburgh	9.3.05
21	at Purdue	10.1.05
21	Navy	11.12.05
21	Stanford	10.7.06

**fewest points in a game**

3	Georgia Tech	9.1.07
10	at Penn State	9.8.08
14	at Georgia Tech	9.2.06
14	vs. LSU	1.3.07
17	at Michigan	9.10.05
20	vs. OSU	1.2.06
20	UCLA	10.21.06
21	Michigan	9.16.06
24	at USC	11.25.06
31	USC	11.15.05
31	Stanford	10.7.06

**fewest points in a half**

0 (1st)	Georgia Tech	9.1.07
0 (2nd)	vs. LSU	1.3.07
3 (2nd)	at Penn State	9.8.07
3 (2nd)	Georgia Tech	9.1.07
3 (2nd)	at Michigan	9.10.05
7 (1st)	at Penn State	9.8.07
7 (2nd)	at Pittsburgh	9.3.05
7 (1st)	vs. OSU	1.2.06
7 (1st)	at Georgia Tech	9.2.06

7 (2nd)	at Georgia Tech	9.2.06
7 (2nd)	Michigan	9.16.06
7 (2nd)	Purdue	9.30.06

**most rushing yards in a game**

275	at Pittsburgh	9.3.05
233	at Washington	9.24.05
231	at Stanford	11.26.05
221	Army	11.18.06
221	Navy	11.12.05
204	Stanford	10.7.06
176	vs. Navy	10.28.06
176	at Air Force	11.11.06
153	at Purdue	10.1.05
153	USC	11.15.05

**fewest rushing yards in a game**

-8	Georgia Tech	9.1.07
0	at Penn State	9.8.07
4	Michigan	9.16.06
41	UCLA	10.21.06
44	BYU	10.22.05
47	at Michigan State	9.23.06
48	Tennessee	11.5.05
62	vs. OSU	1.2.06
104	at Michigan	9.10.05
106	North Carolina	11.4.06

**most carries**

52	USC	11.15.05
50	at Stanford	11.26.05
50	at Purdue	10.1.05
50	at Pittsburgh	9.3.05
47	at Washington	9.24.05
44	at Michigan	9.10.05
43	Purdue	9.30.06
41	Georgia Tech	9.1.07
40	at Georgia Tech	9.2.06
39	Navy	11.12.05
39	Stanford	10.7.06

**highest average gain per rush (20 rushes)**

6.5	at Air Force	11.11.06	27-176
6.3	Army	11.18.06	35-221
5.7	Navy	11.12.05	39-221
5.5	at Pittsburgh	9.3.05	50-275
5.2	Stanford	10.7.06	39-204
5.0	at Washington	9.24.05	47-233
4.8	vs. Navy	10.28.06	37-176
4.6	at Stanford	11.26.05	50-231
4.6	vs. LSU	1.3.07	31-143
4.2	at USC	11.25.06	31-130

**most rushing TDs scored**

4	at Purdue	10.1.05
4	at Pittsburgh	9.3.05
3	vs. Ohio State	1.2.06
3	at Washington	9.24.05
3	Purdue	9.30.06
3	Army	11.18.06
2	Navy	11.12.05
2	at Stanford	11.26.05
2	USC	11.15.05
2	at Georgia Tech	9.2.06
2	vs. Navy	10.28.06

**most passes attempted**

60	Michigan State	9.17.05
49	Michigan	9.16.06
45	UCLA	10.21.06
45	vs. Ohio State	1.2.06
45	at USC	11.25.06
41	BYU	10.22.05
39	at Purdue	10.1.05

38	Syracuse	11.19.05
38	at Stanford	11.26.05
38	Stanford	10.7.06
38	at Georgia Tech	9.2.06
38	Purdue	9.30.06

**most passes completed**

33	Michigan State	9.17.05
32	BYU	10.22.05
30	at Purdue	10.1.05
29	vs. Ohio State	1.2.06
29	Purdue	9.30.06
27	UCLA	10.21.06
27	Stanford	10.7.06
25	at Stanford	11.26.05
25	Penn State	9.9.06
25	Michigan	9.16.06
25	at Washington	9.24.05

**highest completion percentage (10 passes)**

78.0	BYU	10.22.05	32-41
76.9	at Purdue	10.1.05	30-39
76.3	Purdue	9.30.06	29-38
73.7	at Air Force	11.11.06	14-19
73.3	Army	11.18.06	22-30
72.0	vs. Navy	10.28.06	18-25
71.1	Stanford	10.7.06	27-38
71.0	Navy	11.12.05	22-31
69.4	Penn State	9.9.06	25-36
68.2	Georgia Tech	9.1.07	15-22

**most passing yards**

487	Michigan State	9.17.05
468	at Purdue	10.1.05
467	BYU	10.22.05
432	at Stanford	11.26.05
346	North Carolina	11.4.06
327	at Washington	9.24.05
319	at Michigan State	9.23.06
316	Purdue	9.30.06
304	UCLA	10.21.06
295	Tennessee	11.5.05
295	vs. Navy	10.28.06

**most passing ypa (10 attempts)**

12.0	at Purdue	10.1.05	39-468
11.8	vs. Navy	10.28.06	25-295
11.4	BYU	10.22.05	41-467
11.4	at Stanford	11.26.05	38-432
10.9	at Air Force	11.11.06	19-207
9.4	North Carolina	11.4.06	37-346
9.2	Navy	11.12.05	31-284
8.9	Tennessee	11.5.05	33-295
8.9	at Michigan State	9.23.06	36-319
8.8	at Washington	9.24.05	37-327

**most passing yards per comp. (5 completions)**

17.3	at Stanford	11.26.05	25-432
16.4	vs. Navy	10.28.06	18-295
15.9	at Michigan State	9.23.06	20-319
15.6	at Purdue	10.1.05	30-468
15.0	North Carolina	11.4.06	23-346
14.8	Michigan State	9.17.05	33-487
14.8	Tennessee	11.5.05	20-295
14.8	at Air Force	11.11.06	14-207
14.6	BYU	10.22.05	32-467
13.9	USC	11.15.05	19-264

**most touchdown passes**

6	BYU	10.22.05
5	Michigan State	9.17.05
5	at Michigan State	9.23.06
4	at Air Force	11.11.06
4	North Carolina	11.4.06

The Charlie Weis  
Record Book

4	Navy	11.12.05
3	Army	11.18.06
3	Tennessee	11.5.05
3	at Stanford	11.26.05
3	at Purdue	10.1.05
3	Stanford	10.7.06
3	Penn State	9.9.06
3	Michigan	9.16.06
3	vs. Navy	10.28.06
3	at USC	11.25.06

most passes had intercepted

3	Michigan	9.16.06
2	at Stanford	11.26.05
2	at Purdue	10.1.05
2	vs. LSU	1.3.07
1	Seven Times	

highest passing efficiency rating (11 attempts)

234.7	at Air Force	11.11.06
222.0	BYU	10.22.05
210.7	vs. Navy	10.28.06
192.9	at Purdue	10.1.05
184.1	Navy	11.12.05
176.8	at Stanford	11.26.05
176.4	North Carolina	11.4.06
170.3	at Michigan State	9.23.06
165.7	Tennessee	11.5.05
163.9	Penn State	9.9.06

most total offense plays

98	Michigan State	9.17.05	38r,60p
89	at Purdue	10.1.05	50r,39p
88	at Stanford	11.26.05	50r,38p
87	USC	11.15.05	52r,35p
84	at Washington	9.24.05	47r,37p
81	Purdue	9.30.06	43r,38p
80	UCLA	10.21.06	35r,45p
78	at Georgia Tech	9.2.06	40r,38p
77	Stanford	10.7.06	39r,38p
77	at Pittsburgh	9.3.05	50r,27p

most total offense yards gained

663	at Stanford	11.26.05	231r,432p
621	at Purdue	10.1.05	153r,468p
594	Michigan State	9.17.05	107r,487p
560	at Washington	9.24.05	233r,327p
511	BYU	10.22.05	44r,467p
505	Navy	11.12.05	221r,284p
502	at Pittsburgh	9.3.05	275r,227p
471	vs. Navy	10.28.06	176r,295p
454	Purdue	9.30.06	138r,316p
452	North Carolina	11.4.06	106r,346p

highest average gain per play

8.3	at Air Force	11.11.06	46-383
8.0	BYU	10.22.05	64-511
7.6	vs. Navy	10.28.06	62-471
7.5	at Stanford	11.26.05	88-663
7.2	Navy	11.12.05	70-505
7.0	at Purdue	10.1.05	89-621
6.9	at Michigan State	9.23.06	53-366
6.8	Army	11.18.06	65-439
6.7	at Washington	9.24.05	84-560
6.5	at Pittsburgh	9.3.05	77-502

most all-purpose yards gained

794	at Stanford	11.26.05
716	Michigan State	9.17.05
698	BYU	10.22.05
683	at Purdue	10.1.05
646	North Carolina	11.4.06
622	at Washington	9.24.05
605	Tennessee	11.5.05

577	Navy	11.12.05
560	at Pittsburgh	9.3.05
556	USC	11.15.05

most all-purpose attempts

85	at Stanford	11.26.05
84	at Purdue	10.1.05
81	USC	11.15.05
78	Michigan State	9.17.05
76	at Washington	9.24.05
76	Purdue	9.30.06
72	at Pittsburgh	9.3.05
71	Stanford	10.7.06
69	at Georgia Tech	9.2.06
68	UCLA	10.21.06
68	vs. Navy	10.28.06

most touchdowns scored

7	at Purdue	10.1.05
7	BYU	10.22.05
6	Army	11.18.06
6	at Air Force	11.11.06
6	North Carolina	11.4.06
6	Navy	11.12.05
6	at Pittsburgh	9.3.05
6	at Michigan State	9.23.06
5	Tennessee	11.5.05
5	at Stanford	11.26.05
5	Penn State	9.9.06
5	Michigan State	9.17.05
5	Purdue	9.30.06
5	vs. Navy	10.28.06

most first downs in a game

33	at Pittsburgh	9.3.05
33	Purdue	9.30.06
32	at Purdue	10.1.05
31	Michigan State	9.17.05
31	at Washington	9.24.05
30	at Stanford	11.26.05
29	Navy	11.12.05
29	Stanford	10.7.06
28	USC	11.15.05
27	BYU	10.22.05

fewest first downs in a game

9	at Penn State	9.8.07
13	Georgia Tech	9.1.07
13	at Michigan State	9.23.06
14	Michigan	9.16.06
14	Tennessee	11.5.05
17	at Michigan	9.16.06
17	vs. LSU	1.3.07
18	at USC	11.25.06
19	at Air Force	11.11.06
20	UCLA	10.21.06
20	Syracuse	11.19.05

most time of possession

38:40	USC	11.15.05
38:01	Purdue	9.30.06
36:56	at Washington	9.24.05
36:03	at Purdue	10.1.05
35:49	Michigan State	9.17.05
35:25	at Georgia Tech	9.2.06
34:35	at Stanford	11.26.05
34:40	Stanford	10.7.06
34:14	UCLA	10.21.06
33:11	Penn State	9.9.06

least time of possession

21:25	at Air Force	11.11.06
24:21	at Michigan State	9.23.06
26:00	at Penn State	9.8.07

26:04	Michigan	9.16.06
26:21	BYU	10.22.05
28:11	Army	11.18.06
28:14	vs. LSU	1.3.07
28:25	Navy	11.12.05
29:16	vs. Ohio State	1.2.06
30:20	Georgia Tech	9.1.07

most third down conversions

10	at Purdue	10.1.05
10	USC	11.15.05
10	at Pittsburgh	9.3.05
9	Navy	11.12.05
9	vs. Ohio State	1.2.06
8	vs. LSU	1.3.07
8	North Carolina	11.4.06
8	BYU	11.12.05
8	at Stanford	11.26.05
8	Purdue	9.30.06
7	at USC	11.25.06
7	Tennessee	11.5.05
7	at Georgia Tech	9.2.06
7	Stanford	10.7.06

fewest third down conversions

1	at Michigan State	9.23.06
2	at Penn State	9.8.07
2	Michigan	9.16.06
3	at Air Force	11.11.06
4	UCLA	10.21.06
4	at Michigan	9.10.05
5	Penn State	9.9.06
5	UCLA	10.28.06
5	Georgia Tech	9.1.07
6	Michigan State	9.17.05
6	at Washington	9.24.05
6	BYU	10.22.05
6	Syracuse	11.19.05

most fourth down conversions

4	UCLA	10.21.06
4	Penn State	9.9.06
3	vs. Navy	10.28.06
3	Michigan State	9.17.05
2	at USC	11.25.06
2	at Georgia Tech	9.2.06
2	Syracuse	11.19.05
2	at Michigan State	9.23.06
2	Purdue	9.30.06
2	Georgia Tech	9.1.07

TEAM RECORDS - SPECIAL TEAMS

most punts

10	at Penn State	9.8.07
9	at Michigan	9.10.05
7	Georgia Tech	9.1.07
7	UCLA	10.21.06
7	Michigan	9.16.06
7	at Michigan State	9.23.06
6	vs. Ohio State	1.2.06
5	vs. LSU	1.3.07
5	North Carolina	11.4.06
5	Tennessee	11.5.05
5	USC	11.15.05
5	BYU	10.22.05
5	at Georgia Tech	9.2.06

most punt returns

6	at Stanford	11.26.05
5	North Carolina	11.4.06
4	USC	11.15.05
4	at Georgia Tech	9.2.06
3	Army	11.18.06
3	Tennessee	11.5.05

The Charlie Weis  
Record Book

3	Syracuse	11.19.05
2	UCLA	10.21.06
2	Navy	11.12.05
2	BYU	10.22.05
2	Penn State	9.9.06
2	Michigan State	9.17.05
2	at Washington	9.24.05
2	vs. Navy	10.28.06

most punt return yards

118	Tennessee	11.5.05
87	USC	11.15.05
84	North Carolina	11.4.06
34	at Stanford	11.26.05
31	at Washington	9.24.05
30	at Georgia Tech	9.2.06
25	Navy	11.12.05
25	at Michigan State	9.23.06
23	at Pittsburgh	9.3.05
22	Syracuse	11.19.05
22	Michigan State	9.17.05

highest avg. gain per punt return (2 returns)

39.3	Tennessee	11.5.05	3-118
21.8	USC	11.15.05	4-87
16.8	North Carolina	11.4.06	5-84
15.5	at Washington	9.24.05	2-31
12.5	Navy	11.12.05	2-25
11.0	Michigan State	9.17.05	2-22
7.5	BYU	10.22.05	2-15
7.5	at Georgia Tech	9.2.06	4-30
7.3	Syracuse	11.19.05	3-22
5.7	at Stanford	11.26.05	6-34

most kick returns

8	Georgia Tech	9.1.07
7	Michigan	9.16.06
7	at USC	11.25.06
6	vs. LSU	1.3.07
5	BYU	10.22.05
4	at Penn State	9.8.07
4	North Carolina	11.4.06
4	Navy	11.12.05
4	at Stanford	11.26.05
4	USC	11.15.05
4	Michigan State	9.17.05
4	at Michigan State	9.23.06

most kick return yards

158	Michigan	9.16.06
142	at USC	11.25.06
128	vs. LSU	1.3.07
112	Georgia Tech	9.1.07
110	North Carolina	11.4.06
101	at Penn State	9.8.07
99	at Michigan State	9.23.06
97	at Stanford	11.26.05
86	BYU	10.22.05
86	Michigan State	9.17.05

highest avg. gain per kick return (2 returns)

39.5	at Georgia Tech	9.2.06	2-79
31.0	at Purdue	10.1.05	2-62
27.5	North Carolina	11.4.06	4-110
25.3	at Penn State	9.8.07	4-101
24.8	at Michigan State	9.23.06	4-99
24.2	at Stanford	11.26.05	4-97
23.5	Army	11.18.06	2-47
23.3	Tennessee	11.5.05	3-70
22.6	Michigan	9.16.06	7-158
21.5	Michigan State	9.17.05	4-86

TEAM RECORDS - DEFENSE

most fumble returns for TD

1	Penn State	9.9.06
---	------------	--------

most fumble return yards

25	Penn State	9.9.06
----	------------	--------

most interception returns

2	at USC	11.25.06
2	Army	11.18.06
2	Tennessee	11.5.05
2	USC	11.15.05
2	BYU	10.22.05
2	at Michigan State	9.23.06
1	13 times	

most interception return yards

86	BYU	10.22.05
74	Tennessee	11.5.05
73	at Penn State	9.8.07
51	Michigan	9.16.06
27	at Michigan	9.10.05
27	at Michigan State	9.23.06
20	vs. LSU	1.3.07
16	Syracuse	11.19.05
14	Michigan State	9.17.05
13	USC	11.15.05

highest average gain per int return (2 returns)

43.0	BYU	10.22.05	2-86
37.0	Tennessee	11.5.05	2-74
13.5	at Michigan State	9.23.06	2-27
6.5	USC	11.15.05	2-13
0.5	Army	11.18.06	2-1
0.0	at USC	11.25.06	2-0

most tackles

109	at Air Force	11.11.06	45-64
97	Navy	11.12.05	29-68
87	BYU	10.22.05	42-45
85	Michigan	9.16.06	31-54
80	vs. Navy	10.28.06	42-38
77	at Penn State	9.8.07	39-38
76	Georgia Tech	9.1.07	36-40
71	Syracuse	11.19.05	31-40
71	Penn State	9.9.06	47-24
70	vs Ohio State	1.2.06	36-34
70	USC	11.15.05	32-38
70	Michigan State	9.17.05	52-18

most quarterback sacks

7.0	at Stanford	11.26.05
5.0	Stanford	10.7.06
5.0	at Pittsburgh	9.3.05
4.0	North Carolina	11.4.06
4.0	vs. Navy	10.28.06
3.0	Army	11.18.06
3.0	UCLA	10.21.06
3.0	Tennessee	11.5.05
3.0	Syracuse	11.19.05
3.0	BYU	10.22.05
3.0	at Michigan State	9.23.06
3.0	at Washington	9.24.05

most tackles for loss

12.0	Syracuse	11.19.05
11.0	Tennessee	11.5.05
10.0	at Stanford	11.26.05
9.0	Michigan State	9.17.05
8.0	Army	11.18.06
8.0	North Carolina	11.4.06
8.0	UCLA	10.21.06
8.0	at Pittsburgh	9.3.05
8.0	Michigan	9.16.06
7.0	at Air Force	11.11.06
7.0	Stanford	10.7.06

7.0	at Michigan State	9.23.06
-----	-------------------	---------

most fumbles forced

3	Penn State	9.9.06
3	Michigan State	9.17.05
2	at Penn State	9.8.07
2	Tennessee	11.5.05
2	at Pittsburgh	9.3.05
2	at Michigan State	9.23.06
2	at Washington	9.24.05
1	10 Times	

most fumbles recovered

2	at Penn State	9.8.07
2	vs Ohio State	1.2.06
2	Penn State	9.9.06
2	Michigan State	9.17.05
2	at Washington	9.24.05
1	11 Times	

most pass breakups

9	at Michigan	9.10.05
6	Purdue	9.30.06
6	at Purdue	10.1.05
5	Tennessee	11.5.05
5	at Pittsburgh	9.3.05
5	Penn State	9.9.06
5	at Washington	9.24.05
4	at USC	11.25.06
4	vs. LSU	1.3.07
3	Georgia Tech	9.1.07
3	vs Ohio State	1.2.06
3	Syracuse	11.19.05
3	Stanford	10.7.06
3	Michigan State	9.17.05

most blocked kicks

2	North Carolina	11.4.06
2	vs. Ohio State	1.2.06
2	Syracuse	11.19.05
1	Seven Times	

INDIVIDUAL RECORDS - OFFENSE

most rushing attempts

35	Walker, at Stanford (11.26.05)
31	Walker, Purdue (9.30.06)
26	Walker, Syracuse (11.19.05)
26	Walker, at Michigan (9.10.05)
26	Walker, Michigan State (9.17.05)
25	Walker, Stanford (10.7.06)
24	Walker, Army (11.18.06)
23	Walker, at Purdue (10.1.05)
22	Walker, at Georgia Tech (9.2.06)
22	Walker, vs. LSU (1.3.07)

most rushing yards

186	Walker, at Stanford (11.26.05)
162	Walker, Army (11.18.06)
153	Walker, Stanford (10.7.06)
153	Walker, at Air Force (11.11.06)
146	Walker, Purdue (9.30.06)
128	Walker, at Washington (9.24.05)
128	Walker, vs. LSU (1.3.07)
123	Walker, Syracuse (11.19.05)
118	Walker, Navy (11.12.05)
116	Walker, Michigan State (9.17.05)

highest average gain per rush (10 carries)

10.2	Walker, at Air Force (11.11.06)	15-153
6.8	Walker, Army (11.18.06)	24-162
6.7	Quinn, at USC (11.25.06)	11-74
6.2	Walker, Navy (11.12.05)	19-118
6.1	Walker, Stanford (10.7.06)	25-153
6.1	Walker, at Washington (9.24.05)	21-128

**The Charlie Weis  
Record Book**

5.8	Walker, vs. LSU (1.3.07)	22-128
5.6	Walker, vs. Ohio State (1.2.06)	16-90
5.3	Walker, at Stanford (11.26.05)	35-186
5.3	Thomas, Navy (11.12.05)	11-58

**most rushing touchdowns**

3	Powers-Neal, at Pittsburgh (9.3.05)
3	Walker, vs. Ohio State (1.2.06)
2	Walker, Army (11.18.06)
2	Powers-Neal, at Purdue (10.1.05)
1	25 times

**longest rush from scrimmage**

60	Quinn, at USC (11.25.06)
43	Thomas, Penn State (9.9.06)
39	Walker, at Air Force (11.11.06)
38	Walker, at Stanford (11.26.05)
37	Walker, Syracuse (11.19.05)
35	Walker, vs. LSU (1.3.07)
32	Walker, Stanford (10.7.06)
22	Walker, Army (11.18.06)
22	Wolke, at Pittsburgh (9.3.05)
20	Walker, vs. Ohio State (1.2.06)
20	Walker, USC (11.15.05)

**most passing attempts**

60	Quinn, Michigan State (9.17.05)
48	Quinn, Michigan (9.16.06)
45	Quinn, at USC (11.25.06)
45	Quinn, UCLA (10.21.06)
45	Quinn, vs. Ohio State (1.2.06)
41	Quinn, BYU (10.22.05)
38	Quinn, at Stanford (11.26.05)
38	Quinn, at Georgia Tech (9.2.06)
38	Quinn, Purdue (9.30.06)
37	Quinn, Syracuse (11.19.05)
37	Quinn, Stanford (10.7.06)
37	Quinn, at Washington (9.24.05)

**most passing completions**

33	Quinn, Michigan State (9.17.05)
32	Quinn, BYU (10.22.05)
29	Quinn, vs. Ohio State (1.2.06)
29	Quinn, at Purdue (10.1.05)
29	Quinn, Purdue (9.30.06)
27	Quinn, UCLA (10.21.06)
27	Quinn, Stanford (10.7.06)
25	Quinn, at Stanford (11.26.05)
25	Quinn, Penn State (9.9.06)
25	Quinn, at Washington (9.24.05)

**highest completion percentage (10 attempts)**

80.6	Quinn, at Purdue (10.1.05)	29-36
78.0	Quinn, BYU (10.22.05)	32-41
76.9	Sharpley, Ga. Tech (9.1.07)	10-13
76.3	Quinn, Purdue (9.30.06)	29-38
73.7	Quinn, at Air Force (11.11.06)	14-19
73.3	Quinn, Army (11.18.06)	22-30
73.0	Quinn, Stanford (10.7.06)	27-37
72.0	Quinn, vs. Navy (10.28.06)	18-25
71.0	Quinn, Navy (11.12.05)	22-31
69.4	Quinn, Penn State (9.9.06)	25-36

**most passing yards**

487	Quinn, Michigan State (9.17.05)
467	Quinn, BYU (10.22.05)
440	Quinn, at Purdue (10.1.05)
432	Quinn, at Stanford (11.26.05)
346	Quinn, North Carolina (11.4.06)
327	Quinn, at Washington (9.24.05)
319	Quinn, at Michigan State (9.23.06)
316	Quinn, Purdue (9.30.06)
304	Quinn, UCLA (10.21.06)
295	Quinn, Tennessee (11.5.05)

295	Quinn, vs. Navy (10.28.06)
-----	----------------------------

**most passing yards per attempt (10 attempts)**

12.2	Quinn, at Purdue (10.1.05)	36-440
11.8	Quinn, vs. Navy (10.28.06)	25-295
11.4	Quinn, BYU (10.22.05)	41-467
11.4	Quinn, at Stanford (11.26.05)	38-432
10.9	Quinn, at Air Force (11.11.06)	19-207
9.9	Quinn, North Carolina (11.4.06)	35-346
9.2	Quinn, Navy (11.12.05)	31-284
8.9	Quinn, Tennessee (11.5.05)	33-295
8.9	Quinn, at Michigan State (9.23.06)	36-319
8.8	Quinn, at Washington (9.24.05)	37-327

**most passing yards per comp. (5 completions)**

17.3	Quinn, at Stanford (11.26.05)	25-432
16.4	Quinn, vs. Navy (10.28.06)	18-295
15.9	Quinn, at Michigan State (9.23.06)	20-319
15.2	Quinn, at Purdue (10.1.05)	29-440
15.0	Quinn, North Carolina (11.4.06)	23-346
14.8	Quinn, at Air Force (11.11.06)	14-207
14.8	Quinn, Michigan State (9.17.05)	33-487
14.8	Quinn, Tennessee (11.5.05)	20-295
14.6	Quinn, BYU (10.22.05)	32-467
13.9	Quinn, USC (11.15.05)	19-264

**most passing touchdowns**

6	Quinn, BYU (10.22.05)
5	Quinn, Michigan State (9.17.05)
5	Quinn, at Michigan State (9.23.06)
4	Quinn, at Air Force (11.11.06)
4	Quinn, North Carolina (11.4.06)
4	Quinn, Navy (11.12.05)
3	Quinn, at USC (11.25.06)
3	Quinn, Army (11.18.06)
3	Quinn, Tennessee (11.5.05)
3	Quinn, at Stanford (11.26.05)
3	Quinn, at Purdue (10.1.05)
3	Quinn, Stanford (10.7.06)
3	Quinn, Penn State (9.9.06)
3	Quinn, Michigan (9.16.06)
3	Quinn, vs. Navy (10.28.06)

**most passing interceptions**

3	Quinn, Michigan (9.16.06)
2	Quinn, at Stanford (11.26.05)
2	Quinn, vs. LSU (1.3.07)
1	Quinn, Navy (11.12.05)
1	Quinn, at Purdue (10.1.05)
1	Quinn, USC (11.15.05)
1	Quinn, at Pittsburgh (9.3.05)
1	Quinn, Michigan State (9.17.05)
1	Quinn, at Michigan State (9.23.06)
1	Wolke, at Purdue (10.1.05)
1	Quinn, Army (11.18.06)
1	Clausen, at Penn State (9.8.07)

**highest passing efficiency rating (10 attempts)**

234.8	Quinn, at Air Force (11.11.06)
222.0	Quinn, BYU (10.22.05)
210.7	Quinn, vs. Navy (10.28.06)
205.2	Quinn, at Purdue (10.1.05)
186.5	Quinn, North Carolina (11.4.06)
184.1	Quinn, Navy (11.12.05)
176.8	Quinn, at Stanford (11.26.05)
170.3	Quinn, at Michigan State (9.23.06)
165.7	Quinn, Tennessee (11.5.05)
163.9	Quinn, Penn State (9.9.06)

**longest pass completion**

80	Quinn, at Stanford (11.26.05)
73	Quinn, Tennessee (11.5.05)
62	Quinn, at Michigan State (9.23.06)
55	Quinn, at Purdue (10.1.05)

52	Quinn, at Washington (9.24.05)
51	Quinn, at Pittsburgh (9.3.05)
51	Quinn, at Air Force (11.11.06)
50	Quinn, Michigan State (9.17.05)
46	Quinn, North Carolina (11.4.06)
45	Quinn, UCLA (Oct. 21, 2006)

**most receptions**

14	Stovall, BYU (10.22.05)
10	McKnight, Purdue (9.30.06)
10	Samardzija, BYU (10.22.05)
9	Samardzija, Army (11.18.06)
9	Stovall, vs. Ohio State (1.2.06)
9	Walker, Purdue (9.30.06)
8	Samardzija, vs. LSU (1.3.07)
8	Carlson, North Carolina (11.4.06)
8	Grimes, UCLA (10.21.06)
8	Samardzija, UCLA (10.21.06)
8	McKnight, Georgia Tech (9.2.06)
8	Samardzija, Stanford (11.26.05)
8	Samardzija, Washington (9.24.05)
8	Stovall, Navy (11.12.05)
8	Stovall, at Purdue (10.1.05)
8	Stovall, Michigan State (9.17.05)

**most receiving yards**

207	Stovall, BYU (10.22.05)
191	Samardzija, at Stanford (11.26.05)
177	Samardzija, North Carolina (11.4.06)
176	Stovall, Michigan State (9.17.05)
164	Samardzija, at Washington (9.24.05)
153	Samardzija, at Purdue (10.1.05)
152	Samardzija, BYU (10.22.05)
136	Stovall, at Stanford (11.26.05)
134	Stovall, at Purdue (10.1.05)
130	Stovall, Navy (11.12.05)

**highest avg. gain per reception (3 receptions)**

30.3	Stovall, Syracuse (11.19.05)	3-91
30.2	Carlson, at Michigan State (9.23.06)	4-121
29.5	Samardzija, North Carolina (11.4.06)	6-177
24.0	Grimes, vs. Navy (10.28.06)	3-72
23.9	Samardzija, at Stanford (11.26.05)	8-191
22.0	Stovall, Michigan State (9.17.05)	8-176
21.9	Samardzija, at Purdue (10.1.05)	7-153
21.5	Fasano, USC (11.15.05)	4-86
20.7	Shelton, Syracuse (11.19.05)	3-62
20.5	Samardzija, at Washington (9.24.05)	8-164

**most receiving touchdowns**

4	Stovall, BYU (10.22.05)
3	Samardzija, Michigan State (9.17.05)
3	Samardzija, Navy (11.12.05)
2	McKnight, Army (11.18.06)
2	McKnight, North Carolina (11.4.06)
2	McKnight, at Michigan State (9.23.06)
2	McKnight, Purdue (9.30.06)
2	Samardzija, Purdue (9.30.06)
2	Samardzija, at Stanford (11.26.05)
2	Samardzija, at Purdue (10.1.05)
2	Samardzija, BYU (10.22.05)
2	Samardzija, at Michigan State (9.23.06)
2	McKnight, vs. Navy (10.28.06)
1	23 times

**longest pass reception**

80	Samardzija, at Stanford (11.26.05)
73	Samardzija, Tennessee (11.5.05)
62	Carlson, at Michigan State (9.23.06)
55	Samardzija, at Purdue (10.1.05)
52	Samardzija, at Washington (9.24.05)
51	Walker, at Pittsburgh (9.3.05)
51	Samardzija, at Air Force (11.11.06)
50	Stovall, Michigan State (9.17.05)

**The Charlie Weis  
Record Book**

46 Samardzija, North Carolina (11.4.06)  
45 Samardzija, UCLA (10.21.06)

**most total offense plays**

67 Quinn, Michigan State (9.17.05) 7r,60p  
59 Quinn, UCLA (10.21.06) 14r,45p  
56 Quinn, at USC (11.25.06) 11r, 45p  
55 Quinn, vs Ohio State (1.2.06) 10r,45p  
52 Quinn, Michigan (9.16.06) 4r,48p  
48 Quinn, USC (11.15.05) 13r,35p  
45 Quinn, BYU (10.22.05) 4r,41p  
45 Quinn, at Georgia Tech (9.2.06) 7r,38p  
44 Quinn, at Stanford (11.26.05) 6r,38p  
44 Quinn, Penn State (9.9.06) 8r,36p  
44 Quinn, Purdue (9.30.06) 6r,38p

**most total offense yards gained**

479 Quinn, Michigan State (9.17.05) -8r,487p  
463 Quinn, at Purdue (10.1.05) 23r,440p  
457 Quinn, BYU (10.22.05) -10r,467p  
453 Quinn, at Stanford (11.26.05) 21r,432p  
356 Quinn, at Washington (9.24.05) 29r,327p  
348 Quinn, at USC (11.25.06) 74r, 274p  
323 Quinn, vs. Navy (10.28.06) 28r, 295p  
319 Quinn, at Michigan State (9.23.06) 0r,319p  
316 Quinn, North Carolina (11.4.06) -30r, 346p  
311 Quinn, Navy (11.12.05) 27r,284p

**highest average gain per play (20 plays)**

11.6 Quinn, at Purdue (10.1.05) 40-463  
11.1 Quinn, vs. Navy (10.28.06) 29-323  
10.3 Quinn, at Stanford (11.26.05) 44-453  
10.2 Quinn, BYU (10.22.05) 45-457  
9.1 Quinn, Navy (11.12.05) 34-311  
8.8 Quinn, at Air Force (11.11.06) 23-203  
8.7 Quinn, at Washington (9.24.05) 41-356  
8.6 Quinn, at Pittsburgh (9.3.05) 32-276  
7.7 Quinn, North Carolina (11.4.06) 41-316  
7.6 Quinn, at Michigan State (9.23.06) 42-319

**most all-purpose yards gained**

241 Walker, at Stanford (11.26.05)  
219 Walker, Purdue (9.30.06)  
208 Stovall, BYU (10.22.05)  
198 Walker, Stanford (10.7.06)  
193 Grimes, Michigan (9.16.06)  
193 Samardzija, at Stanford (11.26.05)  
187 Walker, Army (11.18.06)  
177 Samardzija, North Carolina (11.4.06)  
176 Stovall, Michigan State (9.17.05)  
167 Samardzija, at Washington (9.24.05)

**most all-purpose attempts**

40 Walker, at Stanford (11.26.05)  
40 Walker, Purdue (9.30.06)  
31 Walker, Stanford (10.7.06)  
31 Walker, at Michigan (9.10.05)  
31 Walker, Michigan State (9.17.05)  
29 Walker, Syracuse (11.19.05)  
29 Walker, Army (11.18.06)  
27 Walker, Penn State (9.9.06)  
26 Walker, at Georgia Tech (9.2.06)  
25 Walker, UCLA (10.21.06)

**most points scored**

24 Stovall, BYU (10.22.05)  
18 Powers-Neal, at Pittsburgh (9.3.05)  
18 Samardzija, Michigan State (9.17.05)  
18 Stovall, Navy (11.12.05)  
18 Walker, vs Ohio State (1.2.06)  
12 15 times

**most touchdowns scored**

4 Stovall, BYU (10.22.05)

3 Powers-Neal, at Pittsburgh (9.3.05)  
3 Samardzija, Michigan State (9.17.05)  
3 Stovall, Navy (11.12.05)  
3 Walker, vs Ohio State (1.2.06)  
2 14 times

**INDIVIDUAL RECORDS - DEFENSE****most fumble returns TD**

1 Zbikowski, Penn State (9.9.06)

**most fumble return yards**

25 Zbikowski, Penn State (9.9.06) 1 returns

**most interception returns**

2 Richardson, Army (11.18.06)  
2 Lambert, at Michigan State (9.23.06)  
1 21 times

**most interception return yards**

83 Zbikowski, BYU (10.22.05) 1 returns  
73 Walls, at Penn State (9.8.07) 1 returns  
51 Ndukwe, Michigan (9.16.06) 1 returns  
41 Wooden, Tennessee (11.5.05) 1 returns  
33 Zbikowski, Tennessee (11.5.05) 1 returns  
27 Lambert, at Michigan State (9.23.06) 2 returns  
27 Zbikowski, at Michigan (9.10.05) 1 returns  
20 Richardson, vs. LSU (1.3.07) 1 returns  
16 Ferrine, Syracuse (11.19.05) 1 returns  
14 Ndukwe, Michigan State (9.17.05) 1 returns

**highest avg. per interception return (2 returns)**

13.5 Lambert, at Michigan State (9.23.06) 2-27  
0.5 Richardson, Army (11.18.06) 2-1

**most tackles**

22 Ndukwe, at Air Force (11.11.06) 15-7  
15 Brockington, at Air Force (11.11.06) 5-10  
14 Crum, Penn State (9.9.06) 10-4  
14 Mays, Navy (11.12.05) 4-10  
14 Zbikowski, vs. Navy (10.28.06) 10-4  
12 Hoyte, at Michigan (9.10.05) 8-4  
12 Mays, vs Ohio State (1.2.06) 5-7  
12 Wooden, at Pittsburgh (9.3.05) 10-2  
11 Lambert, at Air Force (11.11.06) 8-3  
11 Lambert, Purdue (9.30.06) 10-1  
11 Laws, Michigan (9.16.06) 3-8  
11 Ndukwe, Michigan (9.16.06) 5-6  
11 Crum, vs. Navy (10.28.06) 4-7  
11 Landri, vs. Navy (10.28.06) 4-7

**most quarterback sacks**

4.0 Abiamiri, at Stanford (11.26.05)  
3.0 Abiamiri, Stanford (10.7.06)  
2.0 Landri, Army (11.18.06)  
2.0 Abiamiri, North Carolina (11.4.06)  
2.0 Hoyte, at Stanford (11.26.05)  
2.0 Hoyte, at Pittsburgh (9.3.05)  
2.0 Mays, Syracuse (11.19.05)  
2.0 Abiamiri, vs. Navy (10.28.06)  
1.5 Landri, Stanford (10.7.06)  
1.5 Landri, BYU (10.22.05)

**most tackles for loss**

4.5 Landri, Army (11.18.06)  
4.5 Hoyte, at Pittsburgh (9.3.05)  
4.0 Abiamiri, at Stanford (11.26.05)  
3.5 Landri, North Carolina (11.4.06)  
3.5 Abiamiri, Stanford (10.7.06)  
3.5 Mays, Syracuse (11.19.05)  
3.0 Abiamiri, Michigan State (9.17.05)  
3.0 Crum, Jr., Tennessee (11.5.05)  
3.0 Crum, Jr., Penn State (9.9.06)  
3.0 Hoyte, at Washington (9.24.05)  
3.0 Mays, Tennessee (11.5.05)

**most fumbles forced**

2 Richardson, Tennessee (11.5.05)  
2 Zbikowski, at Penn State (9.8.07)  
1 23 times

**most fumbles recovered**

1 21 times (most recently at Penn State, 9.8.07)

**most pass breakups**

2 Kuntz, Ga. Tech (9.1.07)  
2 Frome, Purdue (9.30.06)  
2 Frome, at USC (11.25.06)  
2 Mays, at Michigan (9.10.05)  
2 Ndukwe, Tennessee (11.5.05)  
2 Ndukwe, at Michigan (11.26.05)  
2 Richardson, Syracuse (11.19.05)  
2 Richardson, at Purdue (10.1.05)  
2 Richardson, at Michigan State (9.17.05)  
2 Wooden, Michigan State (9.17.05)  
2 Zbikowski, at Washington (9.24.05)  
1 57 times

**longest interception return**

83 Zbikowski, BYU (10.22.05)  
73 Walls, at Penn State (9.8.07)  
51 Ndukwe, Michigan (9.16.06)  
41 Wooden, Tennessee (11.5.05)  
33 Zbikowski, Tennessee (11.5.05)  
27 Lambert, at Michigan State (9.23.06)  
27 Zbikowski, at Michigan (9.10.05)  
20 Richardson, vs. LSU (1.3.07)  
16 Ferrine, Syracuse (11.19.05)  
14 Ndukwe, Michigan State (9.17.05)  
13 Richardson, USC (11.15.05)

**longest fumble return**

25 Zbikowski, Penn State (9.9.06)

**INDIVIDUAL RECORDS - SPECIAL TEAMS****most extra points made by kicking**

7 Fitzpatrick, at Purdue (10.1.05)  
7 Fitzpatrick, BYU (10.22.05)  
6 Fitzpatrick, Navy (11.12.05)  
6 Fitzpatrick, at Pittsburgh (9.3.05)  
6 Gioia, North Carolina (11.4.06)  
5 Gioia, Army (11.18.06)  
5 Fitzpatrick, Tennessee (11.5.05)  
5 Fitzpatrick, Michigan State (9.17.05)  
5 Gioia, Penn State (9.9.06)  
5 Gioia, Purdue (9.30.06)  
5 Gioia, vs. Navy (10.28.06)

**most extra points attempted by kicking**

7 Fitzpatrick, at Purdue (10.1.05)  
7 Fitzpatrick, BYU (10.22.05)  
6 Gioia, at Air Force (11.11.06)  
6 Fitzpatrick, Navy (11.12.05)  
6 Fitzpatrick, at Pittsburgh (9.3.05)  
6 Gioia, North Carolina (11.4.06)  
5 Gioia, Army (11.18.06)  
5 Fitzpatrick, Tennessee (11.5.05)  
5 Fitzpatrick, Michigan State (9.17.05)  
5 Gioia, Penn State (9.9.06)  
5 Gioia, at Michigan State (9.23.06)  
5 Gioia, Purdue (9.30.06)  
5 Gioia, vs. Navy (10.28.06)

**most points scored by kicking**

12 Fitzpatrick, at Washington (9.24.05)  
11 Fitzpatrick, Tennessee (11.5.05)  
11 Fitzpatrick, Michigan State (9.17.05)  
11 Gioia, Penn State (9.9.06)  
9 Fitzpatrick, Syracuse (11.19.05)  
9 Gioia, North Carolina (11.4.06)

The Charlie Weis  
Record Book

8	Gioia, vs. Navy (10.28.06)
8	Gioia, UCLA (10.21.06)
7	Fitzpatrick, at Purdue (10.1.05)
7	Fitzpatrick, USC (11.15.05)
7	Fitzpatrick, BYU (10.22.05)
7	Gioia, Stanford (10.7.06)

most field goals attempted

4	Fitzpatrick, Syracuse (11.19.05)
3	Gioia, UCLA (10.21.06)
3	Fitzpatrick, Michigan State (9.17.05)
3	Fitzpatrick, at Washington (9.24.05)
2	Fitzpatrick, Tennessee (11.5.05)
2	Fitzpatrick, at Stanford (11.26.05)
2	Fitzpatrick, USC (11.15.05)
2	Gioia, at Georgia Tech (9.2.06)
2	Gioia, Penn State (9.9.06)
1	Nine Times

most field goals made

3	Fitzpatrick, at Washington (9.24.05)
2	Gioia, UCLA (10.21.06)
2	Fitzpatrick, Tennessee (11.5.05)
2	Fitzpatrick, Syracuse (11.19.05)
2	Fitzpatrick, Michigan State (9.17.05)
2	Gioia, Penn State (9.9.06)
1	Eight Times

longest field goal made

48	Fitzpatrick, Michigan State (9.17.05)
44	Fitzpatrick, Syracuse (11.19.05)
43	Fitzpatrick, at Michigan State (9.10.05)
40	Gioia, vs. Navy (10.28.06)
39	Fitzpatrick, at Washington (9.24.05)
36	Fitzpatrick, Tennessee (11.5.05)
35	Gioia, Stanford (10.7.06)
35	Gioia, Penn State (9.9.06)
33	Gioia, UCLA (10.21.06)
32	Fitzpatrick, USC (11.15.05)

most punts

9	Price, at Penn State (9.8.07)
9	Fitzpatrick, at Michigan (9.10.05)
7	Price, Ga. Tech (9.1.07)
7	Price, Michigan (9.16.06)
7	Price, at Michigan State (9.23.06)
6	Price, UCLA (10.21.06)
6	Fitzpatrick, vs Ohio State (1.2.06)
5	Price, vs. LSU (1.3.07)
5	Fitzpatrick, Tennessee (11.5.05)
5	Fitzpatrick, USC (11.15.05)
5	Fitzpatrick, BYU (10.22.05)
5	Price, at Georgia Tech (9.2.06)
5	Price, North Carolina (11.4.06)

most yards punting

404	Price, at Penn State (9.8.07)
371	Fitzpatrick, at Michigan (9.10.05)
363	Price, Michigan (9.16.06)
303	Price, at Michigan State (9.23.06)
268	Price, Ga. Tech (9.1.07)
254	Fitzpatrick, vs Ohio State (1.2.06)
252	Price, at Georgia Tech (9.2.06)
237	Price, vs. LSU (1.3.07)
236	Price, UCLA (10.21.06)
229	Price, North Carolina (11.4.06)

highest average yards per punt (3 punts)

51.9	Price, Michigan (9.16.06)	7-363
50.4	Price, at Georgia Tech (9.2.06)	5-252
47.4	Price, vs. LSU (1.3.07)	5-237
45.8	Price, North Carolina (11.4.06)	5-229
45.7	Fitzpatrick, at Pittsburgh (9.3.05)	3-137
45.7	Price, Purdue (9.30.06)	3-137

44.2	Fitzpatrick, BYU (10.22.05)	5-221
44.8	Price, at Penn State (9.8.07)	9-403
44.0	Price, Penn State (9.9.06)	3-132
43.3	Price, at Michigan State (9.23.06)	7-303

most punts downed inside 20

3	Price, Purdue (9.30.06)
2	Price, North Carolina (11.4.06)
2	Fitzpatrick, vs Ohio State (1.2.06)
2	Fitzpatrick, Syracuse (11.19.05)
2	Fitzpatrick, USC (11.15.05)
2	Fitzpatrick, Michigan State (9.17.05)
2	Price, Penn State (9.9.06)
2	Price, Michigan (9.16.06)
1	Eight times

longest punt

62	Price, Penn State (9.9.06)
61	Price, at Georgia Tech (9.2.06)
60	Fitzpatrick, at Michigan (9.10.05)
59	Price, Michigan (9.16.06)
57	Price, at Penn State (9.8.07)
56	Price, Michigan (9.16.06)
55	Price, Ga. Tech (9.1.07)
55	Price, Army (11.18.06)
55	Price, vs. LSU (1.3.07)
54	Fitzpatrick, at Pittsburgh (9.3.05)
54	Price, at Michigan State (9.23.06)

longest punt return

78	Zbikowski, Tennessee (11.5.05)
60	Zbikowski, USC (11.15.05)
52	Zbikowski, North Carolina (11.4.06)
47	Zbikowski, at Penn State (9.8.07)
25	Zbikowski, at Michigan State (9.23.06)
25	Zbikowski, at Washington (9.24.05)
23	Zbikowski, at Pittsburgh (9.3.05)
19	Zbikowski, at Michigan (9.10.05)
18	Zbikowski, Michigan State (9.17.05)
17	Grimes, Navy (11.12.05)
17	Zbikowski, at Georgia Tech (9.2.06)

longest kick return

50	Grimes, North Carolina (11.4.06)
46	Grimes, at Georgia Tech (9.2.06)
40	Grimes, at Purdue (10.1.05)
36	Hord, Tennessee (11.5.05)
33	Grimes, BYU (10.22.05)
33	West, at Georgia Tech (9.2.06)
31	Grimes, at Washington (9.24.05)
30	West, at Michigan State (9.23.06)
28	Grimes, at Stanford (11.26.05)
28	Grimes, at Michigan State (9.23.06)
28	Walls, Purdue (9.30.06)
28	Zbikowski, at USC (11.25.06)

most punt returns

6	Zbikowski, at Stanford (11.26.05)
4	Zbikowski, USC (11.15.05)
4	Zbikowski, at Georgia Tech (9.2.06)
3	Zbikowski, Army (11.18.06)
3	Zbikowski, North Carolina (11.4.06)
3	Zbikowski, Tennessee (11.5.05)
3	Zbikowski, Syracuse (11.19.05)
2	West, North Carolina (11.4.06)
2	Zbikowski, BYU (10.22.05)
2	Zbikowski, Penn State (9.9.06)
2	Zbikowski, Michigan State (9.17.05)
2	Zbikowski, at Washington (9.24.05)

most punt return yards

118	Zbikowski, Tennessee (11.5.05)	3 returns
87	Zbikowski, USC (11.15.05)	4 returns
69	Zbikowski, North Carolina (11.4.06)	3 returns

34	Zbikowski, at Stanford (11.26.05)	6 returns
31	Zbikowski, at Washington (9.24.05)	2 returns
30	Zbikowski, at Georgia Tech (9.2.06)	4 returns
25	Zbikowski, at Michigan State (9.23.06)	1 returns
23	Zbikowski, at Pittsburgh (9.3.05)	1 returns
22	Zbikowski, Syracuse (11.19.05)	3 returns
22	Zbikowski, Michigan State (9.17.05)	2 returns

highest avg. gain per punt return (2 returns)

39.3	Zbikowski, Tennessee (11.5.05)	3-118
23.0	Zbikowski, North Carolina (11.4.06)	3-69
21.8	Zbikowski, USC (11.15.05)	4-87
15.5	Zbikowski, at Washington (9.24.05)	2-31
11.0	Zbikowski, Michigan State (9.17.05)	2-22
7.5	West, North Carolina (11.4.06)	2-15
7.5	Zbikowski, BYU (10.22.05)	2-15
7.5	Zbikowski, at Georgia Tech (9.2.06)	4-30
7.3	Zbikowski, Syracuse (11.19.05)	3-22
5.7	Zbikowski, at Stanford (11.26.05)	6-34

most kick returns

6	Grimes, Michigan (9.16.06)
5	Zbikowski, at USC (11.25.06)
5	Allen, Ga. Tech (9.1.07)
4	Grimes, vs. LSU (1.3.07)
4	Grimes, at Stanford (11.26.05)
3	Allen, at Penn State (9.8.07)
3	Grimes, North Carolina (11.4.06)
3	Grimes, UCLA (10.21.06)
3	Grimes, BYU (10.22.05)
3	Hord, Tennessee (11.5.05)
3	Walls, Stanford (10.7.06)
3	West, at Michigan State (9.23.06)

most kick return yards

145	Grimes, Michigan (9.16.06)	6 returns
107	Zbikowski, at USC (11.25.06)	5 returns
101	Grimes, North Carolina (11.4.06)	3 returns
97	Grimes, at Stanford (11.26.05)	4 returns
84	Allen, Ga. Tech (9.1.07)	
80	West, vs. LSU (1.3.07)	4 returns
71	West, at Michigan State (9.23.06)	3 returns
70	Hord, Tennessee (11.5.05)	3 returns
67	Allen, at Penn State (9.8.07)	3 returns
62	Grimes, at Purdue (10.1.05)	2 returns
62	Grimes, BYU (10.22.05)	3 returns

highest avg. gain per kick return (2 returns)


33.7	Grimes, North Carolina (11.4.06)	3-101
31.0	Grimes, at Purdue (10.1.05)	2-62
24.2	Grimes, at Stanford (11.26.05)	4-97
24.2	Grimes, Michigan (9.16.06)	6-145
23.7	West, at Michigan State (9.23.06)	3-71
23.5	West, Army (11.18.06)	2-47
23.3	Hord, Tennessee (11.5.05)	3-70
22.3	Allen, at Penn State (9.8.07)	3-67
22.0	Hoskins, Michigan State (9.17.05)	2-44
22.0	Walls, Purdue (9.30.06)	2-44

most blocked kicks

2	Anastasio, Syracuse (11.19.05)
2	Landri, North Carolina (11.4.06)
1	Laws, Ga. Tech (9.1.07)
1	Quinn, S., at USC (11.25.06)
1	Landri, Army (11.18.06)
1	Laws, North Carolina (11.4.06)
1	Anastasio, at Washington (9.24.05)
1	Landri, Michigan (9.16.06)
1	Laws, at Air Force (11.11.06)
1	Laws, vs Ohio State (1.2.06)
1	Laws, at Purdue (10.1.05)
1	Ndukwe, vs Ohio State (1.2.06)

**34**

**HB**  
**6-0, 222**  
**So.**



**James Aldridge**  
**Crown Point, Ind.**

2007 SEASON: Saw action against Penn State with one carry on the day for a loss of three yards (9/8) ... one of three halfbacks to get a carry in the season opener vs. Georgia Tech (9/1) ... gained 19 yards on six rushes while splitting time with four other running backs against the Yellow Jackets.

Notre Dame's leading returning rusher ... possesses good size and was quick and elusive during spring drills ... rated the 54th-best running back in the country by Phil Steele ... missed the first five games of his freshman season but displayed flashes of his great potential in seven games in 2006 ... was team's second-leading rusher last year behind Darius Walker after gaining 142 yards on 37 carries ... member of talented Irish backfield that includes Travis Thomas, Junior Jabbie, Armando Allen and Robert Hughes ... enrolled in the College of Arts and Letters with a major in psychology.

**CAREER RUSHING STATISTICS**

Year	Att	Yds	Avg	TD
2006	37	142	3.8	0
2007	7	16	2.3	0
<b>Total</b>	<b>44</b>	<b>158</b>	<b>3.6</b>	<b>0</b>

**CAREER RECEIVING STATISTICS**

Year	Rec	Yds	Avg	TD
2006	0	0	0.0	0
2007	0	0	0.0	0
<b>Total</b>	<b>0</b>	<b>0</b>	<b>0.0</b>	<b>0</b>

**5**

**HB**  
**5-10, 190**  
**Fr.**



**Armando Allen**  
**Opa Locka, Fla.**

2007 SEASON: Became the first freshman to start at running back since Darius Walker against Purdue (10/2/04) ... had eight carries for eleven net yards against Penn State ... recorded six receptions for 38 yards, both were team-highs against the Nittany Lions ... led the Irish with 116 all-purpose yards against the Nittany Lions... one of three halfbacks to get a carry in the season opener vs. Georgia Tech (9/1) ... gained 25 yards on three rushes while splitting time with four other running backs against the Yellow Jackets.

Rated 38th best overall national prospect by CSTV - and eighth among running backs ... rated 52nd nationally on Rivals.com Top 100 list ... preseason broken fibula ended his 2006 senior season before it ever began ... rated number-one senior prospect in Dade County on preseason basis for 2006 by Miami Herald ... second-team Florida Class 6A all-state selection at running back as junior in 2005 ... first-team all-Dade County pick as running back as junior in 2005 by Miami Herald ... rated eighth-best overall prospect nationally - and second among running backs -- on 2006 preseason basis by The Sporting News ... rated 42nd national prospect on preseason basis by The Sporting News SchoolSports ... ran 4.38 in the 40 (best of the 550 competitors) at the '06 U.S. Army All-American Bowl combine where he was chosen the offensive MVP ... selected for 2007 U.S. Army All-American Bowl in San Antonio but did not participate because of his injury ... won Florida Class 4A state prep title with 13.82 clocking in 110-meter hurdles in 2006 as junior ... played for coach Jerry Hughes at Hialeah-Miami Lakes ... enrolled at Notre Dame in January 2007 ... full name is Armando Allen, Jr. ... born April 30, 1989 ... enrolled in First Year of Studies.

**CAREER RUSHING STATISTICS**

Year	Att	Yds	Avg	TD
2007	11	36	3.3	0

**CAREER RECEIVING STATISTICS**

Year	Rec	Yds	Avg	TD
2007	7	39	5.6	0

**CAREER KICK RETURN STATISTICS**

Year	Ret	Yds	Avg	TD	Long
2007	8	151	18.9	0	25

**CAREER ALL PURPOSE STATISTICS**

Year	Rush	Rec	PR	KR	Avg/G
2007	36	39	0	151	113.0

**52**

**ILB**  
**6-2, 240**  
**Sr.**



**Joe Brockington**  
**Palmyra, Pa.**

2007 SEASON: Along with teammate Trevor Laws, led the Irish with 10 tackles (six solo, four assist) against Penn State (9/8) ... recorded 1.5 tackles for a total loss of two yards vs the Nittany Lions... started the season opener for the first time in his career against Georgia Tech (9/1) ... in his 10th career start, recorded seven tackles and registered one quarterback hurry versus the Yellow Jackets.

Solid special teams player during his sophomore and junior seasons burst onto the scene as a senior in 2006 starting the final nine contests ... approved for a fifth season of eligibility by Notre Dame's Faculty Board on Athletics since he did not play as a freshman in 2003 ...

fundamentally sound linebacker continued to improve with increased playing time last year ... rated the No. 59 outside linebacker in the nation in the preseason by Phil Steele ... graduated in May 2007 from the College of Arts and Letters, with a major in American studies and computer applications ... currently enrolled in graduate studies.

**CAREER STATISTICS**

Year	G-GS	Solo	Asst	Total	TFL
2003	DNP				
2004	11-0	1	2	3	0.0-0
2005	11-0	4	5	9	1.0-1
2006	13-9	23	36	59	2.0-8
2007	2-1	9	8	17	1.5-2
<b>Total</b>	<b>37-10</b>	<b>38</b>	<b>50</b>	<b>88</b>	<b>4.5-11</b>

Year	G-GS	Sck	PBU	FF	FR
2003	DNP				
2004	11-0	0.0-0	0	0	0
2005	11-0	0.0-0	0	0	0
2006	13-9	1.0-6	1	0	0
2007	2-1	0.0-0	0	0	1
<b>Total</b>	<b>37-10</b>	<b>1.0-6</b>	<b>1</b>	<b>0</b>	<b>1</b>

**94**

**DE**  
**6-3, 261**  
**Sr.**



**Justin Brown**  
**Clinton, Md.**

2007 SEASON: Recorded 1.5 tackles for a loss of 13 yards, a career game high against Penn State (9/8) ... recorded 0.5 for a sack against the Nittany Lions ... finished the game with a total of three tackles (two solos, one assist) for a season game high ... started second career game and first season opener at Notre Dame ... first start since 11/25/05 at Stanford ... recorded one assisted tackle against Georgia Tech (9/1) before being ejected in the second quarter.

Very promising talent, especially considering this is just his fifth season of playing organized football ... enrolled in the College of Arts and Letters, majoring in sociology and film, television and theatre.

**CAREER STATISTICS**

Year	G-GS	Solo	Asst	Total	TFL
2004	DNP				
2005	12-1	9	3	12	1.0-2
2006	4-0	1	5	6	1.5-10
2007	2-1	2	2	4	1.5-13
<b>Total</b>	<b>18-2</b>	<b>12</b>	<b>10</b>	<b>22</b>	<b>4.0-25</b>

Year	G-GS	Sck	PBU	FF	FR
2004	DNP				
2005	12-1	0.0-0	0	0	0
2006	4-0	1.5-10	1	1	0
2007	2-1	0.5-2	0	0	0
<b>Total</b>	<b>18-2</b>	<b>2.0-12</b>	<b>1</b>	<b>1</b>	<b>0</b>



27

DS  
6-2, 207  
Jr.



David Bruton  
Miamisburg, Ohio

2007 SEASON: Suited up against Penn State, making two tackles (one solo, one assist) (9/8)... started first career game in season opener vs. Georgia Tech (9/1) ... recorded best game in his Irish career, recording career-highs with nine tackles, two tackles for loss and one sack.

Third-year player will compete for the starting safety spot opposite Tom Zbikowski this year ... fierce hitter on special teams combines his size and speed to make for an imposing figure in the defensive secondary ... played primarily on special teams his first two seasons ... named defensive MVP of the 2007 Blue-Gold Game after returning an interception 35 yards for a touchdown and recording four tackles ... enrolled in the College of Arts and Letters, majoring in political science and sociology.

**CAREER STATISTICS**

Year	G-GS	Solo	Asst	Total	TFL
2005	11-0	10	4	14	0.0-0
2006	12-0	12	6	18	1.0-1
2007	2-2	7	4	11	2.0-11
<b>Total</b>	<b>25-2</b>	<b>29</b>	<b>14</b>	<b>43</b>	<b>3.0-12</b>

Year	G-GS	Sck	PBU	FF	FR
2005	11-0	0.0-0	1	0	0
2006	12-0	0.0-0	0	0	0
2007	2-2	1.0-10	0	0	0
<b>Total</b>	<b>25-2</b>	<b>1.0-10</b>	<b>1</b>	<b>0</b>	<b>0</b>

89

TE  
6-6, 255  
Sr.



John Carlson  
Litchfield, Minn.

2007 SEASON: In second start of the season, had one reception (five yards) against Penn State (9/8)... tied for the team-lead with three receptions against Georgia Tech (9/1), going for 29 yards and picking up one first down in the process ... moved into third place in career catches by a tight end at Notre Dame.

One of the top tight ends in the nation and a bona fide All-America candidate ... approved for a fifth year by Notre Dame's Faculty Board on Athletics since he did not play as a freshman ... named a second-team All-American by SI.com and one of three finalists for the Mackey Award (nation's top tight end) in 2006 ... only

2006 Mackey Award finalist who returns in 2007 ... named a first-team preseason All-American by Athlon Sports and Phil Steele ... selected as second-team preseason All-American by Street & Smith's and Lindy's ... rated as the No. 1 tight end in the nation by Phil Steele, the No. 2 tight end by Lindy's and the third-best tight end by The Sporting News ... ranked the top tight end by Mel Kiper ... one of the three tight ends named to the Maxwell Award Watch List ... became 49th Notre Dame football player and 181st student-athlete at the school to be named an *ESPN The Magazine*/CoSIDA Academic All-American ... joins Maurice Crum Jr., Travis Thomas and Tom Zbikowski as 2007 captains ... graduated in May 2007 from the College of Arts and Letters, with a degree in history ... earned a 3.917 grade-point average in '07 spring semester and finished with a cumulative 3.633 average as Dean's List honoree ... enrolled in graduate studies.

**CAREER STATISTICS**

Year	G-GS	Rec	Yds	Avg	TD
2003	DNP				
2004	12-2	6	31	5.2	0
2005	12-6	7	56	8.0	1
2006	11-11	47	634	13.5	4
2007	2-2	4	34	8.5	0
<b>Total</b>	<b>37-11</b>	<b>64</b>	<b>755</b>	<b>11.8</b>	<b>5</b>

7

QB  
6-3, 207  
Fr.



Jimmy Clausen  
Westlake Village, Ca.

2007 SEASON: Made earliest (second game of the season) freshman QB debut in Notre Dame history against Penn State (9/8) ... connected with Irish receivers on 17-of-32 attempts, committing one interception vs the Nittany Lions ... found wide receiver Robby Parris for a 35-yard completion, the longest of the day ... finished against the Nittany Lions with 144 passing yards ... one of three quarterbacks to play in the season opener vs. Georgia Tech (9/1) ... completed 4-of-6 passes for 34 yards ... becomes the eighth freshman to ever start at quarterback for Notre Dame (since 1951)

Received the Hall Trophy (actually called the Ball Park National High School Player of the Year Award) at the U.S. Army All-American Bowl ... awarded since 2001, previous Hall Trophy recipients include: RB Kevin Jones (2001 - Virginia Tech), QB Chris Leak (2003 - Florida), RB Adrian Peterson (2004 - Oklahoma) and last year's winner, QB Mitch Mustain (2006 - Arkansas) ... named USA Today Offensive Player of the Year ... received National High School Offensive Player of the Year Award from the Touchdown Club of Columbus (Ohio) ... named Co-Player of the Year by Parade and selected first-team All-America by the publication ... listed as one of 11 quarterbacks on

National 100 list by Fort Worth Star-Telegram ... named a first-team All-American by Scout.com ... completed 194-of-281 passes for 3,428 yards and 49 touchdowns with only six interceptions in 15 games as a senior ... also rushed for seven scores in final season ... helped lead Oaks Christian to four consecutive CIF-Southern Section championships and tied the longest winning streak in section history as the Lions won 46 straight contests ... never lost a game he started, finishing his career 42-0 ... Oaks Christian was named the state team of the year by CalHiSports.com in 2006 after winning the Division III state bowl game and becoming only the second team in California history to finish a season with a 15-0 record ... defeated Cardinal Newman High School in state championship, 27-20 in overtime, and finished season ranked sixth in the nation by USA Today ... for his career, he passed for 10,764 yards and a state record 146 TD passes ... completed 67.8 percent of his passes in high school, one of the best nationally in high school history, according to the National Federation of High School sports record book ... ranked the top prospect in the nation by Rivals.com ... named number four national prospect by SuperPrep ... rated the number-one quarterback in the country and ninth-best prospect on the ESPN 150 list ... started for the West team in the U.S. Army All-American Bowl in San Antonio ... rated best player in the country in the 2006 preseason by The Sporting News SchoolSports ... one of top 25 quarterbacks nationally on 2006 preseason basis by CBS Sportsline.com College Football Preview ... rated the No. 1 prospect in the nation in the 2006 preseason by The Sporting News ... named one of the top 50 high school seniors by Street & Smith's and one of seven quarterbacks named to its All-America Team ... completed 156-of-231 passes for 2,778 yards with 30 TDs and five interceptions as a junior ... as a sophomore, he completed 227-of-329 passes for 3,665 yards with 58 TDs and six interceptions ... played for coach Bill Redell at Oaks Christian ... older brothers, Rick and Casey, both played quarterback at the University of Tennessee ... enrolled at Notre Dame in January 2007 ... full name is James R. Clausen ... born Sept. 21, 1987 ... enrolled in First Year of Studies.

**CAREER PASSING STATISTICS**

Year	G-GS	C-A-I	Pct	Yds	TD
2007	2-1	21-38-1	.553	178	0

**CAREER RUSHING STATISTICS**

Year	Att	Yds	Avg	TD
2007	12	-39	-3.2	0

**40**

**ILB**  
**6-0, 230**  
**Sr.**



**Maurice Crum, Jr.**  
**Riverview, Fla.**

2007 SEASON: Was a force in the second - game of the season with six tackles (3 solo, 3 assist) against Penn State (9/8) ... led the linebackers and tied with two others (Bruton, Laws) with a team-high nine tackles vs. Georgia Tech (9/1).

Rock solid inside linebacker who is fundamentally sound and one of the leaders of the defense ... named to the preseason watch list for the Bednarik Award, Nagurski Trophy and Lott Award ... rated the No. 18 linebacker in the nation by Phil Steele ... ranks as the most experienced player in the linebacker corps having started each of the last 25 games for Notre Dame ... voted a team captain by his teammates along with fifth-year seniors John Carlson, Travis Thomas and Tom Zbikowski ... also a member of the team's leadership committee ... enrolled in the College of Arts and Letters, majoring in sociology.

**CAREER STATISTICS**

Year	G-GS	Solo	Asst	Total	TFL
2004	DNP				
2005	12-12	32	25	57	3.0-5
2006	13-13	47	53	100	10.0-55
2007	2-2	6	9	15	1.0-2
<b>Total</b>	<b>27-27</b>	<b>53</b>	<b>62</b>	<b>115</b>	<b>11.0-57</b>

Year	G-GS	Sck	PBU	FF	FR
2004	DNP				
2005	12-12	0.0-0	1	1	0
2006	13-13	4.0-38	3	1	0
2007	2-2	0.0-0	1	0	0
<b>Total</b>	<b>27-27</b>	<b>4.0-38</b>	<b>5</b>	<b>2</b>	<b>0</b>

**72**

**OT**  
**6-7, 308**  
**Jr.**



**Paul Duncan**  
**Dallas, Ga.**

2007 SEASON: Had second-career start at left tackle vs Penn State (9/8)... made first career start at Notre Dame when he opened at left tackle against Georgia Tech (9/1).

Talented offensive tackle who started at left tackle in the spring and should compete for the starting job at that position this fall ... played in 17 games over the first two seasons, appearing in 12 contests in 2006 as a substitute for Sam

Young at right tackle ... enrolled in the Mendoza College of Business majoring in management.

**CAREER STATISTICS**

Year	G-GS	Time
2005	5-0	23:45
2006	12-0	84:09
2007	2-2	
<b>Total</b>	<b>17-0</b>	<b>107:54</b>

**15**

**DB**  
**6-0, 189**  
**Sr.**



**Leo Ferrine**  
**Springfield, N.J.**

2007 SEASON: Saw action at Penn State, making two solo tackles for the Irish (9/8) ... participated as a reserve in season opener vs. Georgia Tech (9/1).

Fourth-year player who played extensively as a cornerback and nickel back each of the last two seasons ... will be a key veteran in the defensive secondary this fall ... enrolled in the College of Arts and Letters, majoring in film, television and theatre.

**CAREER STATISTICS**

Year	G-GS	Solo	Asst	Total	TFL
2004	DNP				
2005	12-1	17	5	22	2.0-6
2006	10-1	6	3	9	0.0-0
2007	2-0	2	0	2	0.0-0
<b>Total</b>	<b>24-2</b>	<b>25</b>	<b>8</b>	<b>33</b>	<b>2.0-6</b>

Year	G-GS	Sck	Pbu	FF/FR	INT
2004	DNP				
2005	12-1	0.0-0	0	0/1	1
2006	10-1	0.0-0	0	0/0	0
2007	2-0	0.0-0	0	0/0	0
<b>Total</b>	<b>24-2</b>	<b>0.0-0</b>	<b>0</b>	<b>0/1</b>	<b>1</b>

**11**

**WR**  
**5-10, 177**  
**Jr.**



**David Grimes**  
**Detroit, Mich.**

2007 SEASON: Led the Notre Dame wide receivers, pulling in five completions from quarterback Jimmy Clausen for a team-high 45 receiving yards against Penn State (9/8) ... started the season opener for the first time in his career ... recorded one reception for four yards against Georgia Tech.

The leading returning wide receiver burst onto

the scene as a reliable third option in Notre Dame's offense last year ... played in 24 games through first two years, starting eight contests including seven as the number-three receiver in 2006 ... also a valuable member of the special teams unit as he has served as kick returner the last two seasons ... averaged 23.7 yards on 36 career kick returns and made a career-long return of 50 yards in the 2006 opener at Georgia Tech ... enrolled in the Mendoza College of Business majoring in business ... earned 3.33 grade-point average in '06 spring semester.

**CAREER RECEIVING STATISTICS**


Year	G-GS	Rec	Yds	Avg	TD
2005	12-1	2	19	9.5	0
2006	12-7	26	336	12.9	2
2007	2-2	6	49	8.2	0
<b>Total</b>	<b>26-10</b>	<b>34</b>	<b>404</b>	<b>11.9</b>	<b>2</b>

**CAREER KICK RETURN STATISTICS**

Year	Ret	Yds	Avg	TD	Long
2005	15	338	22.5	0	40
2006	21	514	24.5	0	50
2007	0	0	0.0	0	0
<b>Total</b>	<b>36</b>	<b>852</b>	<b>23.7</b>	<b>0</b>	<b>50</b>

**1**

**WR**  
**6-1, 196**  
**Jr.**



**D.J. Hord**  
**Lee's Summit, Mo.**

2007 SEASON: Suited up at wide receiver vs. Penn State and saw meaningful snaps with the Irish (9/8) ... made first appearance since injuring his Achilles prior to the 2006 season against Georgia Tech (9/1) ... logged first meaningful snaps at during his time at Notre Dame when he lined up at wide receiver vs. the Yellow Jackets ... registered first reception for five yards.

Fully recovered from Achilles injury that robbed him of his 2006 season ... will compete for a starting spot at wide receiver because of the departure of Rhema McKnight and Jeff Samardzija ... played in six games as a freshman, primarily as a kick returner ... spent first part of spring drills getting re-acclimated to football following his injury during the 2006 off-season ... enrolled in the Mendoza College of Business, majoring in finance.

**CAREER RECEIVING STATISTICS**

Year	G-GS	Rec	Yds	Avg	TD
2005	6-0	0	0	0.0	0
2006	DNP				
2007	2-0	1	5	5.0	0
<b>Total</b>	<b>8-0</b>	<b>1</b>	<b>5</b>	<b>5.0</b>	<b>0</b>

**CAREER KICK RETURN STATISTICS**

Year	Ret	Yds	Avg	TD	Long
2005	7	123	17.6	0	36
2006	DNP				

2007	0	0	0.0	0	0
<b>Total</b>	<b>7</b>	<b>123</b>	<b>17.6</b>	<b>0</b>	<b>36</b>

**3**

**QB**  
**6-4, 213**  
**So.**



**Demetrius Jones**  
**Chicago, Ill.**

2007 SEASON: Did not see playing time at Penn State ... started against Georgia Tech (9/1) becoming the first Notre Dame player other than Brady Quinn to start at quarterback in 47 games ... completed 1-of-3 passes for four yards and recorded team-highs of 12 rushes for 28 yards.

One of three quarterbacks competing for the starting job this fall ... according to Charlie Weis, "made the most plays" of the quarterbacks in the spring ... tremendously athletic and elusive as a runner but still boasts a strong throwing arm ... prep All-American is battling Jimmy Clausen and Evan Sharpley to replace Brady Quinn as Notre Dame's signal caller ... enrolled in College of Arts and Letters.

**CAREER PASSING STATISTICS**

Year	G-GS	C-A-I	Pct	Yds	TD
2006	DNP				
2007	1-1	1-3-0	33.3	4	0
<b>Total</b>	<b>1-1</b>	<b>1-3</b>	<b>33.3</b>	<b>4</b>	<b>0</b>

**CAREER RUSHING STATISTICS**

Year	Att	Yds	Avg	TD
2006	DNP			
2007	12	28	2.3	0
<b>Total</b>	<b>12</b>	<b>28</b>	<b>2.3</b>	<b>0</b>

**18**

**WR**  
**6-5, 222**  
**Fr.**



**Duval Kamara**  
**Hoboken, N.J.**

2007 SEASON: Recorded one reception against Penn State for six yards (9/8) ... one of nine freshman to pick up their first career action for the Irish in the season opening loss against Georgia Tech ... recorded two receptions for 19 yards against the Yellow Jackets.

Selected for U.S. Army All-American Bowl in San Antonio ... named to the Parade All-America team, one of eight wide receivers to make the squad ... rated the No. 1 prospect in New Jersey by Rivals.com, the sixth-best wide receiver in the nation and 34th-best prospect in the nation by the recruiting website ... rated the

seventh-best wide receiver in the country by Tom Lemming ... listed as the No. 8 wide receiver and 36th-best prospect on the ESPN 150 list ... rated the No. 8 wide receiver in the country and third-best prospect in New Jersey by Scout.com ... listed as one of 13 wide receivers on National 100 list by Fort Worth Star-Telegram ... earned first-team all-state accolades as a senior from the Associated Press and Newark Star-Ledger after recording 33 receptions for 560 yards and nine touchdowns ... named to the Scout.com National 100 list following his senior year where he was the seventh-ranked wide receiver and the No. 63 prospect overall ... rated 65th-best prospect in the country - and No. 12 among wide receivers, 16th-best player in the East - on 2006 preseason basis by The Sporting News SchoolSports ... one of top 24 wide receivers nationally on 2006 preseason basis by CBS Sportsline.com College Football Preview ... named second-team all-state as a junior by the Star-Ledger after catching 39 passes for 775 yards and 11 touchdowns ... ended his high school career with 125 catches for 2,696 yards and 50 touchdowns ... great downfield blocker helped his running back rush for 2,204 yards with 35 touchdowns in Kamara's senior season ... played for coach Lou Taglieri at Hoboken ... full name is Duval L. Kamara ... born March 1, 1989 ... enrolled in First Year of Studies.

**CAREER RECEIVING STATISTICS**

Year	G-GS	Rec	Yds	Avg	TD
2007	2-0	3	25	8.35	0

**96**

**NT**  
**6-3, 285**  
**Jr.**



**Pat Kuntz**  
**Indianapolis, Ind.**

2007 SEASON: Had second start of the season at Penn State (9/8) ... recorded career-high eight tackles (three solo, eight assist) and had 0.5 tackles for a loss of one yard ... started as the anchor of the defensive line in the season opener vs. Georgia Tech (9/1) ... notched two tackles and paced the Irish with a game-high two pass break-ups.

Third-year player will be called upon to anchor the middle of the defensive line in 2007 ... had a solid showing in spring drills while learning the nuances of playing nose tackle in the new defensive scheme ... has played in 21 games in his career as a reserve defensive tackle and on special teams ... totaled 11 career tackles, 0.5 tackles for loss, 0.5 sacks and recovered one fumble

**CAREER STATISTICS**

Year	G-GS	Solo	Asst	Total	TFL
2005	9-0	1	3	4	0.0-0
2006	12-0	5	2	7	0.5-3
2007	2-2	4	6	10	0.5-1

<b>Total</b>	<b>23-2</b>	<b>10</b>	<b>11</b>	<b>21</b>	<b>1.0-4</b>
--------------	-------------	-----------	-----------	-----------	--------------

Year	G-GS	Sck	PBU	FF	FR
2005	9-0	0.0-0	0	0	0
2006	12-0	0.5-3	0	0	1
2007	2-2	0.0-0	2	0	0
<b>Total</b>	<b>23-2</b>	<b>0.5-3</b>	<b>2</b>	<b>0</b>	<b>1</b>

**20**

**DB**  
**5-11, 191**  
**Jr.**



**Terrail Lambert**  
**Oxnard, Calif.**

2007 SEASON: Recorded one tackle in his second start of the season at cornerback against Penn State (9/8) ... started the season opener for the first time when he started at right cornerback against Georgia Tech (9/1) ... ranked fifth on the team and second in the defensive backfield with six tackles.

One of the quickest players on the team with solid ball-hawking skills who made great strides as a cornerback in 2006 ... rated the No. 31 cornerback in the nation by Phil Steele ... started 10 of 13 games as a junior after playing primarily on special teams as a sophomore ... did not play as a freshman ... enrolled in the College of Arts and Letters, majoring in film, television and theatre.


**CAREER STATISTICS**

Year	G-GS	Solo	Asst	Total	TFL
2004	DNP				
2005	12-0	7	1	8	0.0-0
2006	13-10	30	10	40	1.5-9
2007	2-2	5	2	7	0.0-0
<b>Total</b>	<b>27-12</b>	<b>42</b>	<b>13</b>	<b>55</b>	<b>1.5-9</b>

Year	G-GS	Sck	PBU	FF/FR	INT
2004	DNP				
2005	12-0	0.0-0	1	0/0	0
2006	13-10	0.5-6	1	1/0	3
2007	2-2	0.0-0	0	0/0	0
<b>Total</b>	<b>27-12</b>	<b>0.5-6</b>	<b>2</b>	<b>1/0</b>	<b>3</b>

**98**

**DE**  
**6-1, 296**  
**Sr.**



**Trevor Laws**  
**Burnsville, Minn.**

2007 SEASON: Made 27th consecutive start for the Irish in the second game of the season vs. Penn State (9/8) ... once again led the Irish with 10 total tackles (tied with teammate Joe Brockington) (six solo, four assist) ... had one fumble recovery against the Nittany Lions with

no return ... led the defensive line and tied for the team lead with nine tackles ... added one quarterback hurry and blocked fourth field goal of his career against the Yellow Jackets.

Lone returning starter on the defensive line moves from defensive tackle to defensive end in 2007 ... strong and powerful player was approved for a fifth year of eligibility by the Faculty Board on Athletics ... rated the No. 49 defensive end in the nation by Phil Steele in the preseason ... has started 25 consecutive games for the Irish entering the '07 campaign and has appeared in 37 contests at Notre Dame ... tallied 112 career tackles including 14.5 tackles for loss and six sacks to go with two forced fumbles, two fumble recoveries, four pass break-ups and one interception ... represents the defensive line on the football team's leadership committee ... graduated in May 2007 from the Mendoza College of Business with a degree in marketing and sociology ... earned 3.583 grade-point average in '07 spring semester and finished with a 3.220 cumulative average ... enrolled in graduate studies.

**CAREER STATISTICS**

Year	G-GS	Solo	Asst	Total	TFL
2003	DNP				
2004	12-0	8	9	17	2.0-11
2005	12-12	8	25	33	3.0-17
2006	13-13	22	40	62	9.5-40
2007	2-2	9	10	19	0.0-0
<b>Total</b>	<b>39-27</b>	<b>47</b>	<b>84</b>	<b>131</b>	<b>14.5-68</b>

Year	G-GS	Sck	PBU	FF	FR
2003	DNP				
2004	12-0	1.0-8	2	1	1
2005	12-12	1.5-13	1	0	0
2006	13-13	3.5-24	2	1	1
2007	2-2	0.0-0	1	0	1
<b>Total</b>	<b>39-27</b>	<b>6.0-45</b>	<b>6</b>	<b>2</b>	<b>3</b>

**8**

**DB**  
**6-0, 187**  
**So.**



**Raeshon McNeil**  
**Cooleemee, N.C.**

2007 SEASON: Did not see playing time in the second game of the season against Penn State (9/8) ... played as a reserve defensive back against Georgia Tech (9/1) ... appeared on special teams and as a defensive back in the dime package.

Talented, young player who will compete for playing time this year after playing primarily on special teams as a freshman ... member of promising crop of sophomores in the defensive secondary who will push the upperclassmen this fall ... saw action in 11 games last year and made four tackles while also recording 45 appearances on special teams ... enrolled in College of Arts and Letters.


**CAREER STATISTICS**

Year	G-GS	Solo	Asst	Total	TFL
2006	11-0	2	2	4	0.0-0
2007	1-0	0	0	0	0.0-0
<b>Total</b>	<b>12-0</b>	<b>2</b>	<b>2</b>	<b>4</b>	<b>0.0-0</b>

Year	G-GS	Sck	PBU	FF/FR	INT
2006	11-0	0.0-0	0	0/0	0
2007	1-0	0.0-0	0	0/0	0
<b>Total</b>	<b>12-0</b>	<b>0.0-0</b>	<b>0</b>	<b>0/0</b>	<b>0</b>

**82**

**WR**  
**6-4, 209**  
**So.**



**Robby Parris**  
**Olmsted Falls, Ohio**

2007 SEASON: Recorded only one reception, the longest of the day at 35 yards against Penn State (9/8) ... reception against the Nittany Lions was also longest in career ... saw first meaningful snaps of his Notre Dame career in the season opener vs Georgia Tech (9/1) ... recorded three receptions for 30 yards.

Talented, young receiver will compete for playing time with classmates George West and Richard Jackson to become the starting receiver opposite David Grimes ... studied under Jeff Samardzija last year and will attempt to fill the void left by Notre Dame's most prolific wide receiver ... played in six games as a freshman, recording one reception for seven yards ... enrolled in Mendoza College of Business ... earned a 3.267 grade-point average in '07 spring semester and boasts a 3.273 cumulative average.

**CAREER RECEIVING STATISTICS**

Year	Rec	Yds	Avg	TD
2006	1	7	7.0	0
2007	4	65	16.2	0
<b>Total</b>	<b>5</b>	<b>72</b>	<b>14.4</b>	<b>0</b>

**17**

**P**  
**6-3, 208**  
**Sr.**



**Geoff Price**  
**Hurst, Texas**

2007 SEASON: Increased average to 44.8 yards vs Penn State, the second game of the season (9/8) ... recorded a long punt of 57 yards, his longest on the season and 16th career punt of at least 50 yards ... punt was just 5 yards shy of career longest punt of 62 yards recorded in 2006 ... recorded career-highs of nine punts on the day for 403 total yards against the Nittany

Lions ... averaged 38.3 yards on seven punts in season opener vs Georgia Tech (9/1).

One of the top returning punters in the nation and a serious contender for All-America accolades and the Ray Guy Award (nation's top punter) ... named to the third team preseason All-America team by Phil Steele ... tabbed the No. 3 punter in the nation by Phil Steele, the eighth-best punter by Lindy's and the No. 9 punter by The Sporting News ... earned honorable mention All-American accolades by Street & Smith's ... approved for a fifth year of eligibility by Notre Dame's Faculty Board on Athletics ... consistently strong leg was a pleasant surprise last year and made him a semifinalist for the Ray Guy Award ... owner of Notre Dame single-season record for average yards per punt (breaking Craig Hentrich's previous marks) ... member of the team's leadership committee ... graduated in May 2007 from Mendoza College of Business, with a degree in finance ... earned 3.444 grade-point average in '06 fall semester and finished with a 3.111 cumulative average ... enrolled in graduate studies.

**CAREER STATISTICS**

Year	G-GS	Punts	Yds	Avg	Long
2003	DNP				
2004	2-0	2	89	44.5	51
2005	DNP				
2006	12-0	50	2272	45.4	62
2007	2-0	16	671	41.9	57
<b>Total</b>	<b>16-0</b>	<b>68</b>	<b>3032</b>	<b>44.6</b>	<b>62</b>

**90**

**OLB**  
**6-5, 253**  
**So.**



**John Ryan**  
**Westlake, Ohio**

2007 SEASON: Made second-career start with the Irish, rounding up four assisted tackles vs Penn State (9/8) ... started for the first time in his Notre Dame career against Georgia Tech (9/1) ... recorded three tackles against the Yellow Jackets.

Second-year talent who has adapted well to the outside linebacker position ... played in 10 games in 2006 as a defensive end reserve learning from former Irish Victor Abiamiri and Chris Frome ... enrolled in Mendoza College of Business.

**CAREER STATISTICS**

Year	G-GS	Solo	Asst	Total	TFL
2006	10-0	2	2	4	1.0-2
2007	2-2	2	5	7	1.0-3
<b>Total</b>	<b>12-2</b>	<b>4</b>	<b>7</b>	<b>11</b>	<b>2.0-5</b>

Year	G-GS	Sck	PBU	FF	FR
2006	10-0	0.0-0	0	0	0
2007	2-2	0.5-3	0	0	0
<b>Total</b>	<b>12-2</b>	<b>0.5-3</b>	<b>0</b>	<b>0</b>	<b>0</b>



**44**

**FB**  
**6-0, 261**  
**Jr.**



**Asaph Schwapp**  
**Hartford, Conn.**

2007 SEASON: Started at fullback for the Irish in second game of the season vs Penn State (9/8) ... made a startling block for quarterback Jimmy Clausen, allowing him to scramble for a Notre Dame first down on the first offensive series vs the Nittany Lions ... made first appearance for the Irish against Georgia Tech (9/1) since injuring his knee vs Penn State (9/9/06).

Fully recovered from a knee injury that sidelined him for the final 11 games of 2006 ... rated the No. 24 fullback in the country by Phil Steele ... one of the strongest players on the team, he has played in 15 games for the Irish in his career, starting four contests ... former Gatorade Player of the Year in Connecticut started the first two games in 2006 before suffering his knee injury against Penn State ... enrolled in the Mendoza College of Business.

**CAREER RUSHING STATISTICS**

Year	Att	Yds	Avg	TD
2005	27	67	2.5	0
2006	4	15	3.8	0
2007	1	-1	-1.0	0
<b>Total</b>	<b>32</b>	<b>81</b>	<b>2.5</b>	<b>0</b>

**CAREER RECEIVING STATISTICS**

Year	Rec	Yds	Avg	TD
2005	3	22	7.3	0
2006	0	0	0.0	0
2007	0	0	0.0	0
<b>Total</b>	<b>3</b>	<b>22</b>	<b>7.3</b>	<b>0</b>

**13**

**QB**  
**6-2, 216**  
**Jr.**



**Evan Sharpley**  
**Marshall, Mich.**

2007 SEASON: Did not see action as quarterback in the second game of the season vs Penn State (9/8) ... did enter the game as a holder against the Nittany Lions ... entered against Georgia Tech (9/1) with 2:44 remaining in the first half and guided the Irish through the next four possessions ... completed 10-of-13 passes for 92 yards including a long completion of 20 yards to George West.

Veteran player with the most experience of those competing for the starting quarterback

position ... according to Charlie Weis, he "ran the operation the best" of the quarterbacks during spring drills ... enters the 2007 season having played in eight career games and completed one of two passes attempted for seven yards ... solid player who is intelligent and learned from being Brady Quinn's backup last year ... also a member of the Notre Dame baseball team where he plays first base ... enrolled in the College of Arts and Letters, majoring in history ... earned 3.533 grade-point average in '06 spring semester and boasts 3.153 cumulative average.

**CAREER PASSING STATISTICS**

Year	G-GS	C-A-I	Pct	Yds	TD
2005	DNP				
2006	8-0	1-2-0	50.0	7	0
2007	1-0	10-13-0	76.9	92	0
<b>Total</b>	<b>9-0</b>	<b>11-15-0</b>	<b>73.3</b>	<b>99</b>	<b>0</b>

**CAREER RUSHING STATISTICS**

Year	Att	Yds	Avg	TD
2005	DNP			
2006	2	0	0.0	0
2007	10	-58	-5.8	0
<b>Total</b>	<b>12</b>	<b>-58</b>	<b>-4.8</b>	<b>0</b>

**49**

**ILB**  
**6-1, 245**  
**So.**



**Toryan Smith**  
**Rome, Ga.**

2007 SEASON: Recorded two tackles (one solo, one assist) vs Penn State (9/8) ... split time against Georgia Tech (9/1) with Joe Brockington at ILB ... finished with one assisted tackle.

Strong inside linebacker who had a good spring season and will compete with Joe Brockington this fall for starter at the inside linebacker position next to Maurice Crum ... played in nine games as a rookie, primarily on special teams but also as a reserve linebacker ... enrolled in College of Arts and Letters.


**CAREER STATISTICS**

Year	G-GS	Solo	Asst	Total	TFL
2006	9-0	6	3	9	0.0-0
2007	2-1	1	2	3	0.0-0
<b>Total</b>	<b>11-1</b>	<b>7</b>	<b>5</b>	<b>12</b>	<b>0.0-0</b>

Year	G-GS	Sck	PBU	FF	FR
2006	9-0	0.0-0	0	0	0
2007	2-1	0.0-0	0	0	0
<b>Total</b>	<b>11-1</b>	<b>0.0-0</b>	<b>0</b>	<b>0</b>	<b>0</b>

**57**

**DE**  
**6-2, 272**  
**Sr.**



**Dwight Stephenson, Jr.**  
**Delray Beach, Fla.**

2007 SEASON: Picked up first career stat at Penn State ... recorded one assisted tackle in second game of the season against Penn State (9/8) ... opened the 2007 campaign as a reserve DE ... split time with Justin Brown vs Georgia Tech (9/1) and recorded three tackles and QB hurry.

Approved for a fifth year by Notre Dame's Faculty Board on Athletics ... had a very strong spring and is competing for the starting defensive end position opposite Trevor Laws ... graduated from the Mendoza College of Business, majoring in management ... earned 3.152 grade-point average in '06 spring semester and 3.161 in '06 fall semester.

**CAREER STATISTICS**

Year	G-GS	Solo	Asst	Total	TFL
2003	DNP				
2004	DNP				
2005	6-0	0	0	0	0.0-0
2006	1-0	0	1	1	0.0-0
2007	2-1	1	3	4	0.0-0
<b>Total</b>	<b>9-1</b>	<b>1</b>	<b>4</b>	<b>5</b>	<b>0.0-0</b>

Year	G-GS	Sck	PBU	FF	FR
2003	DNP				
2004	DNP				
2005	6-0	0.0-0	0	0	0
2006	1-0	0.0-0	0	0	0
2007	2-1	0.0-0	0	0	0
<b>Total</b>	<b>9-1</b>	<b>0.0-0</b>	<b>0</b>	<b>0</b>	<b>0</b>

**78**

**OC**  
**6-4, 303**  
**Sr.**



**John Sullivan**  
**Old Greenwich, Conn.**

2007 SEASON: Started in 23rd consecutive game with the Irish against Penn State (9/8) ... worked with freshman quarterback Jimmy Clausen in his first career start with Notre Dame vs the Nittany Lions ... began his final season starting at center for the 22nd straight game ... helped break in three Notre Dame quarterbacks against Georgia Tech (9/1).

Most experienced offensive player on Irish roster in terms of career starts and playing time ... veteran center is a contender for All-America accolades and was named to the Rimington Award Watch List (nation's top center) in both 2006 and 2007 ... selected to Outland Trophy Watch List ... named a first-team preseason All-American by Street & Smith's, a second-team preseason All-American by Phil Steele and a third-team preseason All-American by Athlon ... rated the number-one senior center by Mel Kiper ... ranked as the fourth-best center in the

nation entering 2007 by Lindy's ... serves as anchor of a young but talented offensive line and enters the 2007 season having started 21 consecutive games at center ... approved for a fifth year of eligibility by Notre Dame's Faculty Board on Athletics ... helped block for a 1,000-yard rusher each of the last three seasons and protected a 3,000-yard passer the last two years ... represents the offensive line on the football team's leadership committee ... selected by the coaching staff as the fifth captain for the 2007 season after the leadership he displayed during spring and summer workouts ... graduated in May 2007 from the Mendoza College of Business, with a degree in marketing ... earned a 3.500 grade-point average in '07 spring semester ... currently enrolled in graduate studies.

**CAREER STATISTICS**

Year	G-GS	Time
2003	DNP	
2004	12-12	367:24
2005	12-8	273:30
2006	13-13	324:31
2007	2-2	
<b>Total</b>	<b>39-35</b>	<b>965:25</b>

**26**

**HB**  
**6-0, 216**  
**Sr.**



**Travis Thomas**  
**Washington, Pa.**

2007 SEASON: Led the Irish against Penn State with 12 yards on six carries ... started in the offensive backfield for just the third time in his career against Georgia Tech (9/1) ... received more carries than any running back, logging seven rushes for minus seven yards.

Strong and explosive running back who has been used in the past in short-yardage situations but will be called upon more often as a rusher this year ... selected a team captain for the second year in a row, joining John Carlson, Maurice Crum and Tom Zbikowski ... approved for a fifth year by Notre Dame's Faculty Board on Athletics ... after playing both linebacker and running back in 2006, he moves to running back exclusively in 2007 ... will be a major factor in the Irish rushing attack ... played in 35 games for the Irish, starting 13 contests (10 starts came in 2006 as a linebacker) ... recorded 35 tackles, including 22 solo tackles, five tackles for loss and one sack in Notre Dame career ... graduated in May 2007 from the Mendoza College of Business, with a degree in management ... earned a 3.611 grade-point average in spring '07 semester ... enrolled in graduate studies.

**CAREER RUSHING STATISTICS**

Year	Att	Yds	Avg	TD
2003	DNP			
2004	25	25	1.0	0


2005	63	248	3.9	5
2006	13	78	6.0	2
2007	13	5	0.4	0
<b>Total</b>	<b>114</b>	<b>356</b>	<b>3.1</b>	<b>7</b>

**CAREER RECEIVING STATISTICS**

Year	Rec	Yds	Avg	TD
2003	DNP			
2004	3	30	10.0	0
2005	2	9	4.5	0
2006	0	0	0.0	0
2007	0	0	0.0	0
<b>Total</b>	<b>5</b>	<b>39</b>	<b>7.8</b>	<b>0</b>

**77**

**OG**  
**6-6, 301**  
**Jr.**



**Michael Turkovich**  
**Bedford, Pa.**

2007 SEASON: Made second-career start for the Irish at left guard against Penn State (9/8) ... started for the first time in his Notre Dame career when he opened at left guard against Georgia Tech (9/1) ... saw first meaningful snaps on the offensive line in his career at Notre Dame against the Yellow Jackets.


Third-year player had a very strong spring and won the left guard competition out of training camp ... battled against Matt Carufel, Eric Olsen and Dan Wenger for one of the two open guard spots ... has played in 17 games over the last two seasons, primarily on special teams and also as a reserve tackle ... enrolled in the Mendoza College of Business, majoring in accounting.

**CAREER STATISTICS**

Year	G-GS	Time
2005	7-0	23:45
2006	9-0	23:03
2007	2-2	
<b>Total</b>	<b>18-2</b>	<b>46:48</b>

**54**

**OLB**  
**6-3, 234**  
**Sr.**



**Anthony Vernaglia**  
**Anaheim Hills, Calif.**

2007 SEASON: Recorded three tackles (one solo, two assist) against Penn State (9/8) ... started at OLB in the new 3-4 defensive scheme implemented this year by the Irish ... tallied three tackles on the day.

Quick and talented player who won the start-

ing job at outside linebacker based on his solid play throughout spring ball and training camp ... former high school wide receiver (as well as linebacker) utilized his speed last spring to challenge for the starting spot ... has played in 14 games for the Irish, mostly as a reserve linebacker and on special teams ... enrolled in the Mendoza College of Business, pursuing a major in finance.

**CAREER STATISTICS**

Year	G-GS	Solo	Asst	Total	TFL
2004	DNP				
2005	5-0	2	2	4	0.0-0
2006	8-0	1	0	1	0.0-0
2007	2-1	3	3	6	0.0-0
<b>Total</b>	<b>15-1</b>	<b>6</b>	<b>5</b>	<b>11</b>	<b>0.0-0</b>

Year	G-GS	Sck	PBU	FF	FR
2004	DNP				
2005	5-0	0.0-0	0	0	0
2006	8-0	0.0-0	0	0	0
2007	2-1	0.0-0	0	0	0
<b>Total</b>	<b>15-1</b>	<b>0.0-0</b>	<b>0</b>	<b>0</b>	<b>0</b>

**2**

**DB**  
**6-0, 180**  
**So.**



**Darrin Walls**  
**Pittsburgh, Pa.**

2007 SEASON: Lifted the Notre Dame sidelines after returning an interception 73 yards for a touchdown vs Penn State (9/8) ... touchdown was first of the season for Notre Dame ... in fourth-career recorded two solo tackles at cornerback vs the Nittany Lions ... started for the third time in his career when he opened the season as the starting left cornerback ... recorded two solo tackles while helping to limit Georgia Tech to 45.8 percent pass completion percentage.

Very promising second-year player earned the right to start alongside Terrail Lambert after a very solid spring and summer ... solid option in the defensive secondary also adds to the depth of the team by returning kicks on special teams ... appeared in eight games as a rookie, starting against Michigan State and Purdue, and recorded four tackles with one pass break-up ... also averaged 16.8 on five kickoff returns ... enrolled in College of Arts and Letters.

**CAREER STATISTICS**

Year	G-GS	Solo	Asst	Total	TFL
2006	8-2	4	0	4	0.0-0
2007	2-2	4	0	4	0.0-0
<b>Total</b>	<b>10-4</b>	<b>8</b>	<b>0</b>	<b>8</b>	<b>0.0-0</b>

Year	G-GS	Sck	PBU	FF/FR	INT
2006	8-2	0.0-0	1	0/0	0
2007	2-2	0.0-0	1	0/0	1
<b>Total</b>	<b>10-4</b>	<b>0.0-0</b>	<b>2</b>	<b>0/0</b>	<b>1</b>

14

PK  
6-3, 197  
Fr.



Brandon Walker  
Findlay, Ohio

2007 SEASON: Connected on only field goal attempt (22 yards) vs Penn State (9/8), keeping his record on the season perfect (2-2) ... also connected on first PAT of the season (1-1) ... one of nine freshmen to pick up their first career action for the Irish in the season opening loss against Georgia Tech ... connected on his only field goal attempt of the afternoon (24 yards) ... first left-footed field goal kicker for Notre Dame since Harry Oliver in 1981.

Rated as the fifth-best punter in the nation by Scout.com ... received special mention all-state by the Toledo Blade as a punter following senior season ... named to the all-Northwest (Ohio) district first team as a kicker ... attempted only six field goals as a senior, making three including a 43-yarder, and converted 33-of-34 PATs in 2006 ... connected on 10-of-14 field goals as a junior, including a school record 50-yarder in the 2005 playoffs ... played for coach Mark Ritzler at Findlay ... attended the same high school as Pittsburgh Steelers quarterback Ben Roethlisberger ... full name is Brandon J. Walker ... born Sept. 27, 1988 ... enrolled in First Year of Studies.

**CAREER KICKING STATISTICS**

Year	PAT	Pct.	FG-FGA	Pct.	Long
2007	0-0	.000	2-2	1.000	24

51

OG  
6-4, 287  
So.



Dan Wenger  
Coral Springs, Fla.

2007 SEASON: Made second appearance for the Irish in his career, starting at right guard against Penn State (9/8) ... played for the first time in his Notre Dame career when he started at right guard against Georgia Tech (9/1) ... lined up next to his high school teammate, Sam Young.

Very talented lineman who earned the starting spot at right guard following a strong training camp ... did not play during freshman season but showed tremendous potential as a member of the "show team" in practice ... most likely will move to center in 2008 but is too talented a lineman to keep off the field ... enrolled in Mendoza College of Business.

**CAREER STATISTICS**

Year	G-GS	Time
2006	DNP	
2007	2-2	
<b>Total</b>	<b>2-2</b>	<b>0:00</b>

19

WR  
5-10, 197  
So.



George West, Jr.  
Spencer, Okla.

2007 SEASON: Was third for Notre Dame in receiving, catching two passes for nine yards against Penn State (9/8) ... made second career start for the Irish against the Nittany Lions ... started his first game for the Irish against Georgia Tech (9/1) ... tied for second on the team with 29 yards receiving on two catches including a long reception of 20 yards.

Second-year wide receiver had a very strong spring before injuring his hand and missing the last couple practices for precautionary reasons ... fully healed and ready to enter the fall with a chance to become the starting wide receiver opposite David Grimes ... quick and shifty player who also benefits the Irish special teams units as a returner ... played in all 13 games as a freshman and caught two passes for 14 yards while rushing once for 11 yards and a touchdown ... averaged 26.0 yards on 12 kickoff returns and returned four punts for 20 yards ... enrolled in Mendoza College of Business, majoring in finance.

**CAREER RUSHING STATISTICS**

Year	Att	Yds	Avg	TD
2006	1	11	11.0	1
2007	0	0	0.0	0
<b>Total</b>	<b>1</b>	<b>11</b>	<b>11.0</b>	<b>1</b>

**CAREER RECEIVING STATISTICS**

Year	Rec	Yds	Avg	TD
2006	2	14	7.0	0
2007	4	38	9.5	0
<b>Total</b>	<b>6</b>	<b>52</b>	<b>8.7</b>	<b>0</b>

**CAREER KICK RETURN STATISTICS**

Year	Ret	Yds	Avg	TD	Long
2006	12	251	26.0	0	33
2007	0	0	0.0	0	0
<b>Total</b>	<b>12</b>	<b>251</b>	<b>26.0</b>	<b>0</b>	<b>33</b>

**CAREER PUNT RETURN STATISTICS**

Year	Ret	Yds	Avg	TD	Long
2006	4	20	5.0	0	10
2007	0	0	0.0	0	0
<b>Total</b>	<b>4</b>	<b>20</b>	<b>5.0</b>	<b>0</b>	<b>10</b>

22

DB  
5-11, 196  
Sr.



Ambrose Wooden  
Baltimore, Md.

2007 SEASON: Recorded two tackles (one solo, one assist) vs Penn State (9/8) ... Notre Dame's primary nickel back saw the field against Georgia Tech (9/1) primarily in passing situations.

Most experienced defensive cornerback was approved for a fifth year by Notre Dame's Faculty Board on Athletics ... named an honorable mention selection to Street & Smith's pre-season All-America team ... rated the number 18 cornerback in the nation by Phil Steele ... joins fellow cornerback Terrail Lambert and safety Tom Zbikowski to form the most experienced level of the Irish defense ... has been a solid contributor over the last two seasons either as a starter or as the team's nickel back ... started 15 games in his career and played in 30 contests over the last three seasons ... totaled 100 tackles and added two interceptions, seven pass break-ups, one fumble recovery and one forced fumble ... graduated in May 2007 from the Mendoza College of Business, with a degree in finance ... earned a 3.433 grade-point average in '06 fall semester and 3.834 in '07 spring semester ... enrolled in graduate studies.

**CAREER STATISTICS**

Year	G-GS	Solo	Asst	Total	TFL
2003	DNP				
2004	9-0	2	3	5	0.0-0
2005	12-12	61	13	74	0.0-0
2006	9-3	17	4	21	0.0-0
2007	2-1	1	1	2	0.0-0
<b>Total</b>	<b>32-16</b>	<b>81</b>	<b>21</b>	<b>102</b>	<b>0.0-0</b>

Year	G-GS	Sck	Pbu	FF/FR	INT
2003	DNP				
2004	9-0	0.0-0	0	0/0	0
2005	12-12	0.0-0	7	0/1	2
2006	9-3	0.0-0	2	1/0	0
2007	2-1	0.0-0	0	0/0	0
<b>Total</b>	<b>32-16</b>	<b>0.0-0</b>	<b>9</b>	<b>1/1</b>	<b>2</b>

84

TE  
6-6, 264  
So.



Will Yeatman  
San Diego, Calif.

2007 SEASON: Caught second-career pass when quarterback Jimmy Clausen connected

with him for a six yard gain vs Penn State (9/8) ... recorded his first reception while at Notre Dame on a 10-yard pass from Jimmy Clausen in the fourth quarter against Georgia Tech (9/1).

Very promising tight end who will compete to become the number-two tight end for Notre Dame behind All-America candidate John Carlson ... possesses a tremendous frame and good hands and had a strong spring despite missing just fewer than half the practices to play lacrosse for the Irish ... paced Notre Dame's lacrosse team in the spring of '07 with 46 points (21 goals, 25 assists), ranking first in assists and fourth in goals ... named Great Western Lacrosse League Newcomer of the Year and earned first-team all-GWLL accolades ... selected LaxPower National Rookie of the Year and also earned honorable mention All-America honors from the United States Intercollegiate Lacrosse Association ... played in all 13 games as a freshman and earned his first monogram ... enrolled in College of Arts and Letters.

**CAREER STATISTICS**

Year	Rec	Yds	Avg	TD
2006	0	0	0.0	0
2007	2	16	8.0	0
<b>Total</b>	<b>2</b>	<b>16</b>	<b>8.0</b>	<b>0</b>

**74**

**OT**  
**6-8, 310**  
**So.**



**Sam Young**  
**Coral Springs, Fla.**

2007 SEASON: Lined up in his 15th consecutive start as right tackle for the Irish in the second game of the season vs Penn State (9/8) ... started his 14th straight game at Notre Dame when he opened the season against Georgia Tech (9/1) at right tackle.

Freshman All-American returns as the second-most experienced player on the offensive line ... started all 13 games last year and is one of four returning players who started every game last season ... became the first Notre Dame freshman to start the season opener on the offensive line since freshmen regained eligibility ... helped open holes for a 1,000-yard rusher and blocked for a 3,000-yard passer in his first season ... enrolled in Mendoza College of Business.

**CAREER STATISTICS**

Year	G-GS	Time
2006	13-13	292:17
2007	2-2	
<b>Total</b>	<b>15-15</b>	<b>292:17</b>

**9**

**DS**  
**6-0, 207**  
**Sr.**



**Tom Zbikowski**  
**Arlington Heights, Ill.**

2007 SEASON: Turned heads with his 47-yard punt return in the third quarter vs. Penn State (9/8) ... return landed Notre Dame on the Penn State seven-yard line setting up first and goal for the Irish offense ... series resulted in a field goal for the Irish ... starting at strong safety, he had two forced fumbles vs the Nittany Lions ... recorded six tackles on the day (four solo, two assist) against Penn State ... started the season opener for the fourth straight season when he opened at strong safety against Georgia Tech (9/1) ... totaled four tackles against the Yellow Jackets and only had one opportunity to return a punt.

Serious contender for All-America accolades and other defensive awards this season ... returns for his fifth year after receiving approval from Notre Dame's Faculty Board on Athletics ... one of the most electrifying players in college football enters his final season slimmer and quicker after a strong spring session ... a two-time third-team All-American by the Associated Press (2005 and 2006) and earned second-team All-America honors from the Walter Camp Football Foundation in 2006 ... along with teammate Maurice Crum, named to the preseason Bednarik Award, Nagurski Trophy and Lott Award watch lists ... selected a preseason first-team All-American by Athlon, The Sporting News and Phil Steele ... rated the top strong safety in the nation by Phil Steele and The Sporting News ... ranked the top senior safety in the country by ESPN draft analyst Mel Kiper ... named to the 2007 second-team preseason All-America team by Lindy's and rated the third-best safety entering the nation by the same publication ... has scored seven career touchdowns (three punt returns, two interception returns and two fumble returns) ... tied for most career punt returns for a touchdown in school history (Tim Brown, Nick Rassas, Allen Rossum, Ricky Watters are the others) ... ranks 10th all-time at Notre Dame with 220 tackles including 4.5 tackles for loss and one sack with six interceptions, seven pass break-ups, four forced fumbles and two fumble recoveries ... averaged 12.2 yards on 43 career punt returns to rank eighth all-time at Notre Dame ... tied for first in career fumble returns for a touchdown (tied with Tony Driver), tied for fifth in interception returns for a touchdown (tied with several players; one touchdown behind four-way tie for first) ... started all 36 games he has appeared in for the Irish ... named a captain for the second consecutive year in 2007 with Travis Thomas, with John Carlson and Maurice Crum Jr. joining them as team captains in 2007 ... also a member of the team's leadership committee for the second-

straight campaign ... graduated in May 2007 from the College of Arts and Letters, with degrees in sociology and computer applications ... earned 3.0 grade-point average in '06 spring semester ... enrolled in graduate studies.

**CAREER STATISTICS**

Year	G-GS	Solo	Asst	Total	TFL
2003	DNP				
2004	12-12	37	33	70	2.5-5
2005	12-12	42	29	71	1.0-10
2006	12-12	44	35	79	1.0-1
2007	2-2	6	4	10	0.0-0
<b>Total</b>	<b>38-38</b>	<b>129</b>	<b>101</b>	<b>230</b>	<b>4.5-16</b>

**CAREER STATISTICS**

Year	G-GS	Sck	PBU	FF/FR	INT
2003	DNP				
2004	12-12	0.0-0	2	2/1	1
2005	12-12	1.0-10	9	1/0	5
2006	12-12	0.0-0	2	1/1	0
2007	2-2	0.0-0	0	2/0	0
<b>Total</b>	<b>38-38</b>	<b>1.0-10</b>	<b>13</b>	<b>6/2</b>	<b>6</b>

**CAREER PUNT RETURN STATISTICS**

Year	Ret	Yds	Avg	TD	Long
2005	27	379	14.0	2	78
2006	16	144	9.0	1	52
2007	2	46	23.0	0	47
<b>Total</b>	<b>45</b>	<b>569</b>	<b>12.6</b>	<b>3</b>	<b>78</b>



--	--	--

NUMERICAL ROSTER			ALPHABETICAL ROSTER						
No.	Name	Pos	No.	Name	Pos	Ht	Wt	Cl	Hometown/Previous School
1	Hord, D.J.	WR	34	Aldridge, James	HB	6-0	222	So.	Crown Point, IN/Merrillville
2	Walls, Darrin*	DC	5	Allen, Armando	HB	5-10	190	Fr.	Opa Locka, FL/Hialeah-Miami Lakes
3	Jones, Demetrius	QB	43	Anello, Mike+	DC	5-10	170	Jr.	Orland Park, IL/Carl Sandburg
4	Gray, Gary	DC	67	Bemenderfer, Thomas	OC	6-5	285	Jr.	Mishawaka, IN/Penn
5	Allen, Armando	HB	12	Bragg, Darrin	QB	6-1	188	Sr.	San Jose, CA/Bellarmino Prep
6	Herring, Ray**	DS	52	Brockington, Joe***	ILB	6-2	240	Sr.	Palmyra, PA/Palmyra
7	Clausen, Jimmy	QB	39	Brooks, Kevin+	TE	6-2	241	So.	Thousand Oaks, CA/Crespi Carmelite
8	McNeil, Raeshon*	DC	94	Brown, Justin**	DE	6-3	261	Sr.	Clinton, MD/Bishop McNamara
9	Zbikowski, Tom***	DS	31	Brown, Sergio*	DS	6-2	196	So.	Maywood, IL/Proviso East
11	Grimes, David**	WR	27	Bruton, David**	DS	6-2	207	Jr.	Miamisburg, OH/Miamisburg
12	Bragg, Darrin	QB	39	Burkhart, Ryan	K	5-11	196	So.	Wakarusa, IN/Northwood
13	Sharpley, Evan	QB	91	Burton, Xavier+	P	6-5	195	So.	Sydney, Australia/Saint Joseph's College (Sydney)
14	Walker, Brandon	K/P	89	Carlson, John***	TE	6-6	255	Sr.	Litchfield, MN/Litchfield
15	Ferrine, Leo**	DC	73	Carufel, Matt	OG	6-5	295	So.	Forest Lake, MN/Cretin Derham
16	Gillett, Justin+	QB	7	Clausen, Jimmy	QB	6-3	207	Fr.	Westlake Village, CA/Oaks Christian
17	Price, Geoff*	P	40	Crum, Maurice**	ILB	6-0	230	Sr.	Tampa, FL/Tampa Bay Tech
18	Kamara, Duval	WR	36	Cure, Dex+	FB	6-0	220	So.	Wray, CO/Wray
19	West, George*	WR	75	Dever, Taylor	OT	6-5	289	Fr.	Grass Valley, CA/Nevada Union
20	Lambert, Terrail**	DC	72	Duncan, Paul*	OT	6-7	308	Jr.	Dallas, GA/East Paulding
21	Gallup Jr., Barry	WR	24	Erickson, Brandon+	WR	6-0	185	Sr.	Marlboro, NJ/Marlboro
22	Wooden, Ambrose**	DC	15	Ferrine, Leo**	DC	6-0	189	Sr.	Springfield, NJ/Saint Peter's
23	Williams, William David	DC	29	Gaines, Jashaad	DS	6-0	203	So.	Las Vegas, NV/Las Vegas
23	Tate, Golden	WR	21	Gallup Jr., Barry	WR	5-11	185	So.	Wellesley, MA/Belmont Hill
24	Gordon, Leonard	DS/DC	16	Gillett, Justin+	QB	5-11	180	Sr.	Goleta, CA/San Marcos High
24	Erickson, Brandon+	WR	24	Gordon, Leonard	DS/DC	5-11	194	So.	Clarksville, TN/Fort Campbell
25	Prince, Munir	DC	4	Gray, Gary	DC	5-11	180	Fr.	Columbia, SC/Richland Northeast
26	Thomas, Travis***	HB	11	Grimes, David**	WR	5-10	177	Jr.	Detroit, MI/Saint Martin De Porres
27	Bruton, David**	DS	92	Hand, Derrell*	DL	6-3	287	Jr.	Philadelphia, PA/West Catholic
28	McCarthy, Kyle*	DS	6	Herring, Ray**	DS	5-10	197	Jr.	Melbourne, FL/Holy Trinity Episcopal
29	Gaines, Jashaad	DS	1	Hord, D.J.	WR	6-1	196	Jr.	Lee's Summit, MO/Rockhurst
29	Richardville, Jake+	WR	33	Hughes, Robert	HB	5-11	238	Fr.	Chicago, IL/Hubbard
30	Smith, Harrison	DS	38	Iams, Wade	DC	5-9	183	Sr.	Mishawaka, IN/Penn
31	Brown, Sergio*	DS	37	Jabbie, Junior	HB	5-11	205	Sr.	Parlin, NJ/The Hun School Of Princeton
32	Schmidt, Luke	FB	80	Jackson, Richard*	WR	6-3	204	So.	Minneola, FL/East Ridge
33	Hughes, Robert	HB	61	Jansen, J.J. **	LS	6-3	242	Sr.	Phoenix, AZ/Brophy
34	Aldridge, James	HB	3	Jones, Demetrius	QB	6-4	213	So.	Chicago, IL/Morgan Park
35	Whitaker, Nate+	K	18	Kamara, Duval	WR	6-5	222	Fr.	Hoboken, NJ/Hoboken
35	Smith, Kevin+	ILB	69	Kennedy, Neil+	NT	5-11	266	Sr.	Phoenix, AZ/Brophy
36	Cure, Dex+	FB	96	Kuntz, Pat*	NT	6-3	285	Jr.	Indianapolis, IN/Roncalli
36	Lough, Alex+	ILB	20	Lambert, Terrail**	DC	5-11	191	Jr.	Bakersfield, CA/Saint Bonaventure
37	Jabbie, Junior	HB	98	Laws, Trevor***	DE	6-1	296	Sr.	Burnsville, MN/Apple Valley
38	Iams, Wade	DC	45	Leonis, John+	DB	5-9	169	Jr.	Medford, OR/Saint Mary's
38	Possley, Nick+	WR	36	Lough, Alex+	ILB	5-11	200	So.	Crawfordsville, IN/North Montgomery
39	Burkhart, Ryan	K	43	Maust, Eric+	P	6-2	177	So.	Atlanta, GA/Blessed Trinity
39	Brooks, Kevin+	TE	28	McCarthy, Kyle*	DS	6-1	207	Jr.	Youngstown, OH/Cardinal Mooney
40	Crum, Maurice**	ILB	8	McNeil, Raeshon*	DC	6-0	187	So.	Cooleemee, NC/Davie
41	Rodriguez, Nikolas+	HB	93	Mullen, Paddy	DE	6-3	290	So.	St. Louis, MO/De Smet Jesuit
41	Smith, Scott	ILB	47	Nagel, Aaron	ILB	6-1	229	Fr.	Lemont, IL/Lemont
42	Washington, Kevin	OLB	47	Narvaez, Mike+	FB	5-11	231	So.	Ridgewood, NJ/Ridgewood
43	Anello, Mike+	DC	56	Neal, Kerry	OLB	6-2	245	Fr.	Bunn, NC/Bunn

**ALPHABETICAL ROSTER (cont.)**

No.	Name	Pos	Ht	Wt	Cl	Hometown/Previous School
76	Nuss, Andrew	DE	6-5	292	Fr.	Ashburn, VA/Stone Bridge
91	Nwankwo, Emeka	DE	6-4	283	Fr.	Miramar, FL/Chaminade-Madonna Prep
55	Olsen, Eric	OG	6-5	303	So.	Staten Island, NY/Poly Prep Ctry.
82	Parris, Robby	WR	6-4	209	So.	Olmsted Falls, OH/Saint Ignatius
50	Paskorz, Steve	ILB	6-2	235	Fr.	Allison Park, PA/Hampton
45	Patterson, Kristopher+	WR	5-11	185	Jr.	Seattle, WA/O' Dea
38	Possley, Nick+	WR	6-0	208	Sr.	Wheaton, IL/Wheaton-Warrenville
17	Price, Geoff*	P	6-3	208	Sr.	Plano, TX/Colleyville Heritage
25	Prince, Munir	DC	5-10	184	So.	Florissant, MO/De Smet Jesuit
48	Quinn, Steve**	ILB	6-2	231	Jr.	Cherry Hill, NJ/Saint Joseph's Prep
83	Ragone, Mike	TE	6-5	230	Fr.	Cherry Hill, NJ/Camden Catholic
88	Reuland, Konrad	TE	6-6	255	So.	San Capistrano, CA/Mission Viejo
53	Richardson, Morrice	OLB	6-2	244	So.	College Park, GA/Westlake
29	Richardville, Jake+	WR	6-1	180	Jr.	Fort Wayne, IN/Bishop Dwenger
41	Rodriguez, Nikolas+	HB	5-11	205	Jr.	San Antonio, TX/Cornerstone Christian
70	Romine, Matt	OT	6-5	279	Fr.	Tulsa, OK/Union
90	Ryan, John*	OLB	6-5	253	So.	Westlake, OH/Saint Ignatius
32	Schmidt, Luke	FB	6-3	248	So.	Jasper, IN/Jasper
44	Schwapp, Asaph*	FB	6-0	261	Jr.	Hartford, CT/Weaver
13	Sharpley, Evan	QB	6-2	216	Jr.	Marshall, MI/Marshall
58	Smith, Brian	OLB	6-3	233	Fr.	Overland Park, KS/Saint Thomas Aquinas
30	Smith, Harrison	DS	6-2	205	Fr.	Knoxville, TN/Knoxville Catholic
35	Smith, Kevin+	ILB	5-8	200	Jr.	Gainesville, FL/F.W. Buchholz
41	Smith, Scott	ILB	6-4	235	Jr.	Highland Park, IL/Highland Park
49	Smith, Toryan*	ILB	6-1	245	So.	Rome, GA/Rome
57	Stephenson, Dwight	DE	6-2	272	Sr.	Delray Beach, FL/Pope John Paul II
59	Stewart, Chris	OG	6-5	339	So.	Spring, TX/Klein
78	Sullivan, John***	OC	6-4	303	Sr.	Old Greenwich, CT/Greenwich
86	Talerico, Michael*	TE	6-5	250	So.	Chesterfield, MO/Saint Louis University High
23	Tate, Golden	WR	5-11	188	Fr.	Hendersonville, TN/Pope John Paul II
26	Thomas, Travis***	HB	6-0	216	Sr.	Washington, PA/Washington
63	Tisak, Jeff+	OT	6-5	306	Jr.	Duluth, MN/Duluth East
77	Turkovich, Mike	OG/OT	6-6	301	Jr.	Bedford, PA/Valley Forge Military College
85	Vos, Sam+	WR	5-10	199	So.	Burlington, WI/Catholic Central
54	Vernaglia, Anthony	OLB	6-3	234	Sr.	Anaheim Hills, CA/Lutheran
97	Wade, Kallen	DE	6-5	257	So.	Cincinnati, OH/Withrow
14	Walker, Brandon	K/P	6-3	197	Fr.	Findlay, OH/Findlay
2	Walls, Darrin*	DC	6-0	180	So.	Pittsburgh, PA/Woodland Hills
42	Washington, Kevin	OLB	6-1	241	Jr.	Sugar Land, TX/Stephen F. Austin
71	Webb, Bartley	OT	6-6	305	So.	Springdale, AR/Springdale
51	Wenger, Dan	OG/OC	6-4	287	So.	Coral Springs, FL/Saint Thomas Aquinas
19	West, George*	WR	5-10	197	So.	Spencer, OK/Northeast
35	Whitaker, Nate+	K	5-9	170	So.	San Diego, CA/Saint Augustine
95	Williams, Ian	NT	6-2	300	Fr.	Altamonte Springs, FL/Lyman
23	Williams, William David	DC	5-9	173	Sr.	Raleigh, NC/Millbrook
22	Wooden, Ambrose**	DC	5-11	196	Sr.	Baltimore, MD/Gilman School
84	Yeatman, Will*	TE	6-6	264	So.	San Diego, CA/Rancho Bernardo
74	Young, Sam*	OT	6-8	310	So.	Coral Springs, FL/Saint Thomas Aquinas
9	Zbikowski, Tom***	DS	6-0	207	Sr.	Arlington Heights, IL/Bufalo Grove

\* indicates number of monograms won; + indicates non-scholarship (walk-on) player

**NUMERICAL ROSTER (cont.)**

No.	Name	Pos
43	Maust, Eric+	P
44	Schwapp, Asaph*	FB
45	Leonis, John+	DB
45	Patterson, Kristopher+	WR
47	Narvaez, Mike+	FB
47	Nagel, Aaron	ILB
48	Quinn, Steve**	ILB
49	Smith, Toryan*	ILB
50	Paskorz, Steve	ILB
51	Wenger, Dan	OG/OC
52	Brockington, Joe***	ILB
53	Richardson, Morrice	OLB
54	Vernaglia, Anthony	OLB
55	Olsen, Eric	OG
56	Neal, Kerry	OLB
57	Stephenson, Dwight	DE
58	Smith, Brian	OLB
59	Stewart, Chris	OG
61	Jansen, J.J. **	LS
63	Tisak, Jeff+	OT
67	Bemenderfer, Thomas	OC
69	Kennedy, Neil+	NT
70	Romine, Matt	OT
71	Webb, Bartley	OT
72	Duncan, Paul*	OT
73	Carufel, Matt	OG
74	Young, Sam*	OT
75	Dever, Taylor	OT
76	Nuss, Andrew	DE
77	Turkovich, Mike	OG/OT
78	Sullivan, John***	OC
80	Jackson, Richard*	WR
82	Parris, Robby	WR
83	Ragone, Mike	TE
84	Yeatman, Will*	TE
85	Vos, Sam+	WR
86	Talerico, Michael*	TE
88	Reuland, Konrad	TE
89	Carlson, John***	TE
90	Ryan, John*	OLB
91	Nwankwo, Emeka	DE
91	Burton, Xavier+	P
92	Hand, Derrell	DL
93	Mullen, Paddy	DE
94	Brown, Justin**	DE
95	Williams, Ian	NT
96	Kuntz, Pat*	NT
97	Wade, Kallen	DE
98	Laws, Trevor***	DE

**2007 Notre Dame  
Depth Chart**

**Notre Dame Offense**

X	19	George West	5-10	197	So.
	1	D.J. Hord	6-1	196	Jr.
	18	Duval Kamara	6-5	222	Fr.
LT	72	Paul Duncan	6-7	308	Jr.
	70	Matt Romine	6-5	279	Fr.
LG	77	Mike Turkovich	6-6	301	Jr.
	55	Eric Olsen	6-5	303	So.
C	78	JOHN SULLIVAN	6-4	303	Sr.
	67	Thomas Bemenderfer	6-5	285	Jr.
RG	51	Dan Wenger	6-4	287	So.
	73	Matt Carufel	6-5	295	So.
RT	74	SAM YOUNG	6-8	310	So.
	75	Taylor Dever	6-5	289	Fr.
TE	89	JOHN CARLSON	6-6	255	Sr.
	84	Will Yeatman	6-6	264	So.
	88	Konrad Reuland	6-6	255	So.
	83	Mike Ragone	6-5	230	Fr.
Z	11	DAVID GRIMES	5-10	177	Jr.
	82	Robby Parris	6-4	209	So.
	21	Barry Gallup Jr.	5-11	185	So.
	23	Golden Tate	5-11	188	Fr.
QB	7	Jimmy Clausen	6-3	207	Fr.
	13	Evan Sharpley	6-2	216	Jr.
	or 3	Demetrius Jones	6-4	213	So.
FB	44	Asaph Schwapp	6-0	261	Jr.
	32	Luke Schmidt	6-3	248	So.
HB	26	Travis Thomas	6-0	216	Sr.
	34	James Aldridge	6-0	222	So.
	or 5	Armando Allen	5-10	190	Fr.
	or 37	Junior Jabbie	5-11	205	Sr.
33	Robert Hughes	5-11	238	Fr.	

**Notre Dame Special Teams**

PK	35	Nate Whitaker	5-9	170	So.
	or 14	Brandon Walker	6-3	197	Fr.
P	17	GEOFF PRICE	6-3	208	Sr.
	43	Eric Maust	6-2	177	So.
KO	35	Nate Whitaker	5-9	170	So.
	or 14	Brandon Walker	6-3	197	Fr.
HLD	13	Evan Sharpley	6-2	216	Jr.
	or 17	Geoff Price	6-3	208	Sr.

**Notre Dame Defense**

LDE	98	TREVOR LAWS	6-1	296	Sr.
	93	Paddy Mullen	6-3	290	So.
NT	96	Pat Kuntz	6-3	285	Jr.
	95	Ian Williams	6-2	300	Fr.
RDE	94	Justin Brown	6-3	261	Sr.
	or 57	Dwight Stephenson Jr.	6-2	272	Sr.
	97	Kallen Wade	6-5	257	So.
OLB	90	John Ryan	6-5	253	So.
	53	Morrice Richardson	6-2	244	So.
ILB	40	MAURICE CRUM JR.	6-0	230	Sr.
	41	Scott Smith	6-4	235	Jr.
ILB	52	JOE BROCKINGTON	6-2	240	Sr.
	or 49	Toryan Smith	6-1	245	So.
OLB	54	Anthony Vernaglia	6-3	234	Sr.
	56	Kerry Neal	6-2	245	Fr.
	or 58	Brian Smith	6-3	233	Fr.
LCB	2	Darrin Walls	6-0	180	So.
	22	**Ambrose Wooden	5-11	196	Sr.
	15	Leo Ferrine	6-0	189	Sr.
FS	27	David Bruton	6-2	207	Jr.
	28	Kyle McCarthy	6-1	207	Jr.
	29	Jashaad Gaines	6-0	203	So.
	30	Harrison Smith	6-2	205	Fr.
SS	9	TOM ZBIKOWSKI	6-0	207	Sr.
	6	Ray Herring	5-10	197	Jr.
	31	Sergio Brown	6-1	196	So.
	24	Leonard Gordon	5-11	194	So.
RCB	20	TERRAIL LAMBERT	5-11	191	Sr.
	8	Raeshon McNeil	6-0	187	So.
	25	Munir Prince	5-10	184	So.

**Notre Dame Special Teams**

SNP	61	J.J. JANSEN	6-3	242	Sr.
	39	Kevin Brooks	6-2	241	Jr.
PR	9	TOM ZBIKOWSKI	6-0	207	Sr.
	11	David Grimes	5-10	177	Jr.
	19	George West	5-10	197	So.
	5	Armando Allen	5-10	190	Fr.
KR	5	Armando Allen	5-10	190	Fr.
	23	Golden Tate	5-11	188	Fr.
	2	Darrin Walls	6-0	174	So.
19	George West	5-10	197	So.	

ALL CAPS - returning starter from 2006 (min. six regular season starts)

\*\* - indicates was a starter in 2005

**Game #1 • Sept. 1, 2007**  
**Georgia Tech 33, Notre Dame 3**  
**Notre Dame, Ind. • Notre Dame Stadium (80,795)**

**NOTRE DAME, Ind. (AP)** -- Tashard Choice helped Georgia Tech fans forget about the loss of Calvin Johnson.

Choice rushed for a career-high 196 yards and two touchdowns and the Georgia Tech defense had little trouble with Notre Dame's new passers, forcing two fumbles by Demetrius Jones, sacking Evan Sharpley seven times and keeping Jimmy Clausen from doing any damage in a 33-3 victory Saturday.

"I did not see this coming," Georgia Tech coach Chan Gailey said. "I thought we would play pretty well defensively. I did not know we would run the ball as well as we ran it today."

Notre Dame coach Charlie Weis didn't see it coming either. He said one of the biggest problems was the Irish weren't ready for the speed of the game, and blamed himself for not having the team prepared.

"Who else are you going to blame but yourself? I'm the head coach," he said. "It's my responsibility."

It was just the 15th season-opening loss in Notre Dame history and the most lopsided, surpassing the 31-10 loss to Pittsburgh to start the 1976 season. It's also the first time the Irish failed to score a touchdown in a season opener since a 20-12 loss at Michigan in 1985.

The three points are the fewest points scored by the Irish under third-year coach Charlie Weis. The previous low was in a 14-10 win in the season-opener against Georgia Tech last season.

Weis said after the game he couldn't remember the last time an offense he coached had failed to score a touchdown.

"We've had some rough games in the past, but it's been a while," he said.

Weis kept his choice of starting quarterback secret until game time, hoping that preparing for three quarterbacks would make it tough on Georgia Tech's defense. It didn't work. In fact, it almost looked as if Georgia Tech knew what was coming.

Gailey said the Yellow Jackets focused on stopping the run.

"We're going to blitz you. We don't care who you are," he said. "We thought the challenge was to stop the running game to see if they could throw the ball well enough to beat us."

Choice, the leading rusher in the Atlantic Coast Conference last season with 1,473 yards, rushed for more than 100 yards for an eighth straight game, breaking

the school record set by Eddie Lee Ivery in 1978. He scored on a 22-yard run on a direct snap and set up his other 7-yard TD -- also on a direct snap -- with a 45-yard run.

"We just wanted to make a statement and come here to Notre Dame and let everybody know that Georgia Tech is going to be a team to reckon with this year," Choice said.

The only disappointment for Georgia Tech (1-0) was it was forced to settle for four field goals by Travis Bell, who had another one blocked. Jonathan Dwyer added a 7-yard TD run in the fourth quarter.

Taylor Bennett played solidly, completing 11-of-23 passes for 121 yards.

"He did some really good things, and he missed some throws that I had seen him make 50 times in practice," Gailey said. "The great thing is, he didn't have to go play great today. He could play good and we could still win."

Georgia Tech had 386 yards total offense and held the Irish to 122 yards -- the fewest yards for Notre Dame since it had 109 yards in a 44-13 loss at USC in 2002. Jones, Sharpley and Clausen were a combined 15-for-22 for 122 yards. Clausen, the celebrated freshman, was 4-for-6 for 34 yards.

Notre Dame tried to come out and play smash-mouth football -- a stark departure from the aerial attack it used the past two seasons behind Brady Quinn.

"We were going in there determined to try to run the ball, make sure we didn't have negative plays, to make sure we played close to the vest early and got used to the speed of the game with the number of people that were relatively inexperienced," Weis said. "And when it all played out, all of a sudden a couple of bad things could happen, you turn the ball over a couple of times, and they make a couple of big plays."

The Georgia Tech offense repeatedly took advantage of good field position. The only long scoring drive for the Yellow Jackets was a 13-play, 63-yard drive in the third quarter that started on their own 16 and ended in a 39-yard field goal.

Weis said he's not sure who the starter will be next week against Penn State, but said he will announce his decision by Tuesday.

"I have to wait to see how many of those errors are quarterback related and how many of them are protection related, how many of them are route related," he said. "There's a whole litany of problems right there that we have to fix."

Score by Quarters	1	2	3	4	Score
Georgia Tech	6	10	3	14	-- 33
Notre Dame	0	0	3	0	-- 3

**First Quarter**

11:15 GT T. Bell 32 yd field goal, 5-18 2:14, GT 3 - ND 0  
 06:47 GT T. Bell 29 yd field goal, 7-36 2:52, GT 6 - ND 0

**Second Quarter**

09:44 GT T. Bell 40 yd field goal, 6-21 2:45, GT 9 - ND 0  
 02:44 GT T. Choice 22 yd run (T. Bell kick), 7-53 2:46, GT 16 - ND 0

**Third Quarter**

10:22 GT T. Bell 39 yd field goal, 13-63 4:38, GT 19 - ND 0  
 04:38 ND WALKER, Brandon 24 yd field goal, 12-58 5:44, GT 19 - ND 3

**Fourth Quarter**

13:06 GT T. Choice 7 yd run (T. Bell kick), 8-70 3:00, GT 26 - ND 3  
 08:52 GT J. Dwyer 7 yd run (T. Bell kick), 3-17 1:04, GT 33 - ND 3

	GT	ND
FIRST DOWNS	20	13
RUSHES-YARDS (NET)	43-259	41--8
PASSING YDS (NET)	121	130
Passes Att-Comp-Int	24-11-0	22-15-0
TOTAL OFFENSE PLAYS-YARDS	67-380	63-122
Fumble Returns-Yards	1-16	0-0
Punt Returns-Yards	3-17	1--1
Kickoff Returns-Yards	2-35	8-112
Interception Returns-Yards	0-0	0-0
Punts (Number-Avg)	3-48.0	7-38.3
Fumbles-Lost	0-0	3-3
Penalties-Yards	6-53	3-25
Possession Time	29:40	30:20
Third-Down Conversions	4 of 13	5 of 16
Fourth-Down Conversions	0 of 0	2 of 2
Red-Zone Scores-Chances	4-5	1-1
Sacks By: Number-Yards	9-69	1-10

**RUSHING:** Georgia Tech-T. Choice 26-196; J. Dwyer 5-27; G. Smith 1-18; J. Evans 5-18; J. Nesbitt 3-7; T. Evans 1-2; T. Bennett 2-minus 9. Notre Dame-JONES, Demetrius 12-28; ALLEN, Armando 3-25; ALDRIDGE, James 6-19; SCHWAPP, Asaph 1-minus 1; THOMAS, Travis 7-minus 7; CLAUSEN, Jimmy 2-minus 14; SHARPLEY, Evan 10-minus 58.

**PASSING:** Georgia Tech-T. Bennett 11-23-0-121; D. Thomas 0-1-0-0. Notre Dame-SHARPLEY, Evan 10-13-0-92; CLAUSEN, Jimmy 4-6-0-34; JONES, Demetrius 1-3-0-4.

**RECEIVING:** Georgia Tech-G. Smith 3-31; T. Choice 3-22; J. Johnson 2-42; C. Peek 1-9; D. Thomas 1-9; M. Cox 1-8. Notre Dame-PARRIS, Robby 3-30; CARLSON, John 3-29; WEST, George 2-29; KAMARA, Duval 2-19; YEATMAN, Will 1-10; HORD, D.J. 1-5; GRIMES, David 1-4; JABBIE, Junior 1-3; ALLEN, Armando 1-1.

**INTERCEPTIONS:** Georgia Tech-None. Notre Dame-None.

**FUMBLES:** Georgia Tech-None. Notre Dame-JONES, Demetrius 2-2; SHARPLEY, Evan 1-1.

**SACKS (UA-A):** Georgia Tech-D. Robertson 1-1; P. Wheeler 0-2; D. Richard 0-2; J. Lewis 1-0; V. Walker 0-1; A. Barnes 1-0; M. Johnson 1-0; E. Anyaibe 1-0; M. Burnett 1-0. Notre Dame-BRUTON, David 1-0.

**TACKLES (UA-A):** Georgia Tech-J. Lewis 7-1; A. Roberson 4-2; D. Robertson 4-2; M. Burnett 3-3; G. Guyton 2-4; P. Wheeler 1-4; D. Reese 4-0; D. Jones 2-2; D. Richard 1-3; P. Clark 2-1; A. Oliver 2-1; V. Walker 1-2; M. Johnson 2-0; S. Bowen 2-0; E. Anyaibe 1-1; J. Word-Daniels 1-1; T. Garside 1-1; T. Clark 1-0; B. Jefferson 1-0; A. Barnes 1-0; S. Griffin 0-1; M. Braman 0-1; B. Sellers 0-1; M. Harris 0-1. Notre Dame-BRUTON, David 6-3; CRUM, Maurice 3-6; LAWS, Trevor 3-6; BROCKINGTON, Joe 3-4; LAMBERT, Terrail 4-2; ZBIKOWSKI, Tom 2-2; SMITH, Scott 2-2; WILLIAMS, Ian 2-1; VERNAGLIA, Anthony 2-1; RYAN, John 2-1; STEPHENSON, Dwight 1-2; WALLS, Darrin 2-0; KUNTZ, Pat 1-1; HERRING, Ray 1-1; McCARTHY, Kyle 0-2; THOMAS, Travis 1-0; BROWN, Sergio 1-0; BROWN, Justin 0-1; MULLEN, Paddy 0-1; CARLSON, John 0-1; SMITH, Toryan 0-1; JANSEN, J.J. 0-1; RICHARDSON, Morrice 0-1.

Stadium: Notre Dame Stadium Attendance: 80795  
 Kickoff time: 3:43 pm End of Game: 7:10 pm Total elapsed time: 3:27  
 Officials: Referee: Tom McCreesh; Umpire: Jeff Akers; Linesman: Perry Hudspeth; Line judge: Rich Misner; Back judge: Tommy Pace; Field judge: Billy Beckett; Side judge: Jim Corpora; Scorer: ND Stat Crew;  
 Temperature: 78 Wind: East 3 Weather: Sunny

**Game #2 • Sept. 8, 2007  
Penn State 31, Notre Dame 10  
Notre Dame, Ind. • Notre Dame Stadium (80,795)**

STATE COLLEGE, Pa. (AP) -- After choosing their words carefully all week, the Penn State Nittany Lions could finally speak freely Saturday night.

They got revenge on Notre Dame. No. 14 Penn State's defense bottled up Jimmy Clausen, the Irish freshman quarterback making his first start, Derrick Williams returned a punt 78 yards for a touchdown and Austin Scott ran for two second-half scores in a 31-10 win at raucous Beaver Stadium.

Happy Valley rejoiced after the Nittany Lions got payback for Notre Dame's 41-17 win last year in South Bend, Ind.

"It's a revenge game, and you're beating one of the powerhouses of college football year in and year out," linebacker Dan Connor said. "It's something we wanted to do and we're proud of."

Anthony Morelli threw for 131 yards and a touchdown, though Penn State's offense looked shaky much of the day.

The Irish were worse, in almost every way.

Penn State held an opponent without an offensive touchdown for the second straight game. Notre Dame failed to score an offensive touchdown for the second straight game, and was held to zero yards rushing.

That left the Irish 0-2 for the first time since 2001, when Notre Dame lost its first three games.

"We thought they were pretty good going in, and they were pretty good," Notre Dame coach Charlie Weis said of the Penn State defense.

The much-ballyhooped Clausen finished 17-of-32 for 144 yards and an interception. Most of the freshman's completions were on swing passes or screens as Weis went conservative until midway through the fourth quarter.

"With a young quarterback, you don't want him to be comfortable. He's a talented kid," Penn State coach Joe Paterno said about Clausen.

A loud crowd of 110,078, second largest in Penn State history, appeared to lead to numerous communication problems for the Irish offense, which was whistled for several offsides and delay-of-game penalties.

"I'm not doing cartwheels," Weis said about Clausen. "But I can't say I'm displeased either. I think he wasn't the problem."

Darrin Walls staked the Irish to a 7-0 lead, returning an interception 73 yards

for a touchdown and quieting a crowd dressed almost entirely in white.

However, Williams brought them back to life.

The junior, who runs track in the offseason, caught Geoff Price's punt down the right sideline and navigated through early traffic before making a cross-field dash to the end zone. Teammate A.J. Wallace delivered a key block and Notre Dame's Rasheon McNeil missed a tackle.

"You hope with the kind of speed we have that you'll get those once in a while," Paterno said.

Morelli hit Jordan Norwood for a 10-yard TD pass midway through the second quarter to give Penn State a 14-7 advantage, and a relentless defense took over from there. Scott finished with 28 carries and 116 yards along with his two scores. Morelli was 12-of-22 passing and had an interception.

Notre Dame's offensive line, which was battered for nine sacks in the season-opening loss to Georgia Tech, couldn't contain the Nittany Lions most of the game.

Trailing 17-7 early in the third quarter, Notre Dame had a golden opportunity after Tom Zbikowski returned a punt 43 yards to the Penn State 7.

From there, Penn State's defense held firm. Clausen threw an incompleton, Armando Allen was held to a 2-yard gain, Clausen threw the ball away under pressure, and the Irish had to settle for a field goal.

They would not score again.

Trailing 23-10, another Irish drive ended after Clausen was sacked on a blitz by Connor, who finished with a team-high 12 tackles.

"Obviously they're known as Linebacker U. for a reason," Notre Dame center John Sullivan said.

Clausen's best drive came late in the fourth quarter, when he led Notre Dame to the Penn State 10. However, that ended on fourth down when he was forced to scramble and then threw high, a pass that was intercepted in the end zone by Justin King.

Zbikowski led the Notre Dame defense by forcing two fumbles, but Penn State's running game finally got on track in the second half.

"We didn't come out on fire, but we ended up on top," Scott said. "That's all that matters."

Score by Quarters	1	2	3	4	Score	
Notre Dame	7	0	3	0	- 10	Record: (0-2)
Penn State	7	7	10	7	- 31	Record: (2-0)

**First Quarter**

8:23 ND Darrin Walls 73 yd interception return (Brandon Walker kick), ND 7 - PS 0

0:52 PS Derrick Williams 78 yd punt return (Kevin Kelly kick), ND 7 - PS 7

**Second Quarter**

6:37 PS Jordan Norwood 10 yd pass from Anthony Morelli (Kevin Kelly kick), 6-51 2:17, PS 14 - ND 7

**Third Quarter**

13:13 PS Kevin Kelly 37 yd field goal, 4-7 1:36, PS 17 - ND 7

8:16 ND Brandon Walker 22 yd field goal, 4-2 0:56, PS 17 - ND 10

4:47 PS Austin Scott 1 yd run (Kevin Kelly kick), 7-65 3:22, PS 24 - ND 10

**Fourth Quarter**

7:40 PS Austin Scott 5 yd run (Kevin Kelly kick), 10-62 5:12, PS 31 - ND 10

	ND	PS
FIRST DOWNS	9	19
RUSHES-YARDS (NET)	26-0	46-164
PASSING YDS (NET)	144	131
Passes Att-Comp-Int	32-17-1	22-12-1
TOTAL OFFENSE PLAYS-YARDS	58-144	68-295
Fumble Returns-Yards	0-0	0-0
Punt Returns-Yards	2-47	4-100
Kickoff Returns-Yards	4-101	3-96
Interception Returns-Yards	1-73	1-0
Punts (Number-Avg)	10-44.8	6-43.2
Fumbles-Lost	3-0	2-2
Penalties-Yards	14-97	7-65
Possession Time	26:00	34:00
Third-Down Conversions	2 of 16	9 of 16
Fourth-Down Conversions	0 of 1	0 of 0
Red-Zone Scores-Chances	1-2	4-4
Sacks By: Number-Yards	2-18	6-50

**RUSHING:** Notre Dame-Travis Thomas 6-12; Armando Allen 8-11; Junior Jabbie 1-5; James Aldridge 1-minus 3; Jimmy Clausen 10-minus 25. Penn State-

Austin Scott 28-116; Rodney Kinlaw 9-49; Matt Hahn 4-22; TEAM 1-minus 1; Anthony Morelli 3-minus 11; Deon Butler 1-minus 11.

**PASSING:** Notre Dame- Jimmy Clausen 17-32-1-144. Penn State-Anthony Morelli 12-22-1-131.

**RECEIVING:** Notre Dame-Armando Allen 6-38; David Grimes 5-45; David West 2-9; Robbie Parris 1-35; Duval Kamara 1-6; Will Yeatman 1-6; John Carlson 1-5. Penn State-Jordan Norwood 3-20; Matt Hahn 2-16; Terrell Golden 2-15; Derrick Williams 2-14; Chris Bell 1-51; Deon Butler 1-16; Austin Scott 1-minus 1.

**INTERCEPTIONS:** Notre Dame-Darrin Walls 1-73. Penn State-King, Justin 1-0.

**FUMBLES:** Notre Dame-TEAM 1-0; James Aldridge 1-0; Golden Tate 1-0. Penn State-Austin Scott 1-1; Anthony Morelli 1-1.

**SACKS (UA-A):** Notre Dame-Morrice Richardson 1-0; Justin Brown 0-1; John Ryan 0-1. Penn State-Maurice Evans 1-0; Aaron Maybin 1-0; Tyrell Sales 1-0; Josh Gaines 0-1; Sean Lee 0-1; Dan Connor 1-0; Jerome Hayes 1-0.

**TACKLES (UA-A):** Notre Dame-Joe Brockington 6-4; Trevor Laws 6-4; Pat Kuntz 3-5; Tom Zbikowski 4-2; Maurice Crum, Jr. 3-3; John Ryan 0-4; Justin Brown 2-1; Anthony Vernaglia 1-2; Ian Williams 1-2; Leo Ferrine 2-0; Darrin Walls 2-0; David Bruton 1-1; Ambrose Wooden 1-1; Taryan Smith 1-1; Scott Smith 1-0; Geoff Price 1-0; Terrail Lambert 1-0; Kyle McCarthy 1-0; Golden Tate 1-0; Morrice Richardson 1-0; Will Yeatman 0-1; J.J. Jansen 0-1; Dwight Stephenson, Jr. 0-1; Ray Herring 0-1; Kerry Neal 0-1; Jashaad Gaines 0-1; Steve Quinn 0-1; Sergio Brown 0-1. Penn State-Connor, Dan 8-4; Scirrotto, A. 3-2; Sales, Tyrell 3-1; Lee, Sean 2-2; Sargeant, L. 1-3; Davis, Tony 3-0; Evans, Maurice 2-1; Gaines, Josh 0-3; Taylor, Phillip 2-0; Hayes, Jerome 1-1; Bowman, Navorro 1-1; Baker, Chris 0-2; Wallace, A.J. 1-0; King, Justin 1-0; Odrick, Jared 1-0; Maybin, Aaron 1-0; Brackett, Brett 1-0; Golden, Terrell 1-0; Timmons, K. 0-1; Latham, Kevin 0-1.

Stadium: Beaver Stadium Attendance: 110078  
Kickoff time: 6:03 pm End of Game: 9:20 Total elapsed time: 3:17  
Officials: Referee: J.McDaid; Umpire: J.Eckl; Linesman: T.Gray; Line judge: H.Campbell; Back judge: B.Platt; Field judge: R.Sokolowski; Side judge: C.JunJulas; Scorer: T.Herrington;  
Temperature: 80 Wind: W 5 Weather: Warm, Humid, Cloudy