



Notre Dame

2007-08 Men's Basketball

2007-08 Schedule

NOVEMBER

2	ST. AMBROSE (IA) - Exhibition	W, 109-53
7	ST. EDWARD'S (TX) - Exhibition	W, 71-56
12	LONG ISLAND	W, 82-50

U.S. VIRGIN ISLANDS PARADISE JAM - University of Virgin Islands - 5th place

(UVI Sports and Fitness Center - Charlotte Amalie, St. Thomas)		
16	Monmouth	W, 76-33
18	Baylor	L, 64-68
19	Georgia Tech	L, 69-70
24	YOUNGSTOWN STATE	W, 87-57
26	COLGATE	W, 94-63

DECEMBER

1	EASTERN MICHIGAN	W, 76-65
4	Kansas State! (ESPN)	W, 68-59
8	NORTHERN ILLINOIS	W, 108-62
22	SAN FRANCISCO	W, 84-78
29	BROWN	W, 87-54
31	NORTH FLORIDA	W, 77-58

JANUARY

3	WEST VIRGINIA* (ESPN2)	W, 69-56
5	CONNECTICUT* (ESPN)	W, 73-67
12	at Marquette (15/16)*	L, 66-92
15	CINCINNATI* (ESPN)	W, 91-74
19	at Georgetown (5/6)*	L, 65-84
26	at Villanova (T18/18)*	W, 90-80
31	PROVIDENCE* (ESPN2)	W, 81-74 (OT)

FEBRUARY

2	DEPAUL* (ESPNC)	6:00 p.m. (EST)
6	at Seton Hall*	7:30 p.m. (EST)
9	MARQUETTE* (ESPN)	12:00 p.m. (EST)
13	at Connecticut* (ESPNU)	7:00 p.m. (EST)
17	at Rutgers*	12:00 p.m. (EST)
21	PITTSBURGH* (ESPN)	7:00 p.m. (EST)
24	SYRACUSE* (CBS)	2:00 p.m. (EST)
28	at Louisville* (ESPN/ESPN2)	7:00 p.m. (EST)

MARCH

2	at DEPAUL*	1:00 p.m. (EST)
5	ST. JOHN'S*	7:30 p.m. (EST)
8	at USF* (ESPN360)	7:00 p.m. (EST)
12-15	BIG EAST Championship	Madison Square Garden (New York, NY)
20-23	NCAA Championship - First and Second Rounds	
27-30	NCAA Championship - Regionals	

APRIL

5	NCAA Final Four - Semifinals	Alamo Dome (San Antonio, TX)
7	NCAA Championship - Final	

! - Jimmy V Classic (Madison Square Garden)

* - BIG EAST Conference game

() - indicates Associated Press and ESPN/USA Today poll rankings at time of game

Notre Dame (15-4, 5-2 BIG EAST)

vs.

DePaul (9-11, 4-4 BIG EAST)

Saturday, February 2, 2008 • 6:00 p.m. (EST)
Joyce Center (11,418) • Notre Dame, Ind.

MEDIA INFORMATION

Television: ESPN Classic: Anthony Calhoun (play-by-play analyst), Sedric Toney (color analyst).

Radio: Jack Nolan (play-by-play analyst)
LaPhonso Ellis (color analyst)

Notre Dame Sports Properties originates the Notre Dame Radio Network which includes: WLS 890 AM in Chicago, Ill. (Chicagoland area and Midwest); WZOW 97.7 FM and 102.3 FM in South Bend, Ind.; ESPN 950 AM in Indianapolis, Ind.; WLYV 1450 AM in Fort Wayne, Ind. and Northeast, Ind.; WLUV 96.7 AM in Rockford and DeKalb, Ill., and Beloit and Janesville, Wis.; WLUV 1520 AM in Rockford and DeKalb, Ill., and Beloit and Janesville, Wis.; WEFM 95.9 FM in Michigan City and Gary, Ind.; ESPN (WRSW) 1480 AM in Warsaw, Ind.; WAMW 107.9 FM and 1580 AM in Washington, Ind., Sirius Satellite Radio Channel 159 and www.und.com.

Real-Time Stats: Live in-game statistics are available for all home games, via the Notre Dame athletic website (www.und.com).

Notre Dame vs. DePaul

- Notre Dame is back in action at the Joyce Center for the second time in 48 hours following Thursday night's 81-74 overtime victory over Providence.

- Winners of 13 of their last 15 games, the Irish are 15-4 overall and 5-2 in BIG EAST play — their best start in league play following seven games since 2002-03 when they also were 5-2 through their first seven contests.

- Saturday's game will be the first of two regular-season meetings between the two schools. Notre Dame and DePaul met twice during the regular season last year with each team winning on its home floor. The Blue Demons were victorious in the first matchup at Allstate Arena 67-66, while the Irish earned a 78-54 win at the Joyce Center in the second meeting.

- Notre Dame and DePaul will be meeting for the 97th time with the Irish holding a 52-44 advantage. Notre Dame has five of the last seven meetings and are 14-8 all-time against the Blue Demons at the Joyce Center. The Irish have won the last four matchups at the Joyce Center. DePaul's last win at the Joyce Center was on February 20, 1994 (73-63). In the two meetings between the two schools as BIG EAST foes, the series is tied 2-2 with each team winning on its own home floor.

- Notre Dame's 81-74 overtime win against Providence on January 15 extended Notre Dame's school-record win streak to 32 games at the Joyce Center that includes 13 straight versus BIG EAST foes. The Irish finished with a perfect 8-0 record at home during the 2006-07 campaign during league play.

- Notre Dame's 13 consecutive wins at home versus conference foes is the longest for an Irish team since becoming a league member in 1995-96.

- After tying the school record of 24 straight victories against Eastern Michigan on December 1, the Irish broke the 30-plus year record with its win over Northern





Associated Press
(Poll 13)

1. Memphis
2. Kansas
3. Duke
4. North Carolina
5. UCLA
- 6. Georgetown**
7. Tennessee
8. Michigan State
9. Washington State
10. Texas
11. Indiana
12. Butler
13. Wisconsin
14. Stanford
15. Xavier
16. Drake
- 17. Marquette**
- 18. Pittsburgh**
19. Vanderbilt
20. Florida
21. Saint Mary's
22. Kansas State
23. Texas A&M
24. Mississippi
25. Baylor

ESPN/USA Today
(Poll 13)

1. Memphis
2. Kansas
3. Duke
4. North Carolina
5. UCLA
- 6. Georgetown**
7. Michigan State
8. Tennessee
9. Washington State
10. Texas
11. Indiana
12. Butler
13. Wisconsin
14. Stanford
15. Xavier
- 16. Marquette**
17. Drake
18. Vanderbilt
19. Florida
20. Saint Mary's
- 21. Pittsburgh**
22. Mississippi
23. Texas A&M
24. Kansas State
25. Mississippi State

*bold indicates 2007-08 opponents

Illinois on December 8. The Irish have not lost at the Joyce Center since February 25, 2006 with an 80-72 setback to Marquette.

• Notre Dame opened BIG EAST play with two home games which marked the first time since the joining the league that the Irish played its first two conference games at home.

Harangody On Wooden Top 30 Midseason List

• Sophomore forward **Luke Harangody** has been named to the John R. Wooden Award Top 30 Midseason list. The Wooden Award is presented annually to the nation's top basketball player. Harangody was not part of the Wooden Preseason Top 50 list, but was one of 11 players selected to the squad at midseason. Named to othe Top 30 Midseason List along with Harangody were: D.J. Augustin (Texas), Michael Beasley (Kansas State), Jon Brockman (Washington), Chase Budinger (Arizona), Mario Chalmers (Kansas), Stephen Curry (Davidson), Chris Douglas-Roberts (Memphis), Wayne Ellington (North Carolina), Shan Foster (Vanderbilt), Eric Gordon (Indiana), Jamont Gordon (Mississippi State), Malik Hairston (Oregon), Tyler Hansbrough (North Carolina), James Harden (Arizona State), Roy Hibbert (Georgetown), Chris Lofton (Tennessee), Kevin Love (UCLA), Derrick Low (Washington State), O.J. Mayo (USC), Raymar Morgan (Michigan State), Demarcus Nelson (Duke), Tyrese Rice (Boston College), Brian Roberts (Dayton), Derrick Rose (Memphis), Brandon Rush (Kansas), Sean Singletary (Virginia), Jason Thompson (Rider), D.J. White (Indiana) and Sam Young.

Harangody also earned a spot on the Top 30 Midseason list of the Naismith Award.

McAlarney And Harangody Tabbed For BIG EAST Honors

• **Kyle McAlarney** was named the BIG EAST Player of the Week for the first time in his career following his 30-point performance in leading the Irish to their first conference road win of the season on Saturday, a 90-80 victory over Villanova. Teammate Luke Harangody was named to the league's Weekly Honor Roll. The duo combined for 36 of Notre Dame's 51 second-half points against the Wildcats.

McAlarney shot 10-15 from the field and was 5-8 from three-point range. In addition, he dished off five assists.

TODAY'S PROBABLE STARTING LINEUP

2007-08 Statistics

No.	Player	Pos	Ht.	Wt.	Yr.	PPG.	RPG	Notes
31	Rob Kurz	F	6-9	232	Sr.	13.2	7.8	Second on the team with six double-doubles
33	Zach Hillesland	F	6-9	233	Jr.	5.3	5.0	Has started the last two games against Villanova and Providence
44	Luke Harangody	F	6-8	251	Jr.	19.9	9.8	Averaging 23.7 points and 11.3 rebounds in BIG EAST play
2	Tory Jackson	G	5-11	193	So.	7.1	4.5	Leads team with 114 assists (6.0 per game)
23	Kyle McAlarney	G	6-0	196	Jr.	15.1	2.0	Has netted 30-plus points in two of first seven BIG EAST games

OFF THE BENCH

2007-08 Statistics

No.	Player	Pos	Ht.	Wt.	Yr.	PPG.	RPG	Notes
1	Tyrone Nash	G	6-8	220	Fr	1.3	1.8	Has played in 10 games
5	Tom Kopko	G	6-2	180	Fr.	1.3	0.5	First year walk-on
13	Ty Proffitt	G	6-4	206	Fr.	1.6	0.6	Missed the first four games with a groin injury
20	Jonathan Peoples	G	6-3	215	So.	4.1	1.9	Scored a career-high 12 points vs. Georgetown
21	Tim Abromaitis	F	6-8	224	Fr.	2.0	1.0	Career-high seven points vs. Northern Illinois
34	Carleton Scott	F	6-7	198	Fr.	--	--	Has not played in a game this season
40	Luke Zeller	F/C	6-10	239	Jr.	4.4	2.5	Career-high 10 rebounds vs. Marquette
41	Tim Andree	F	6-8	210	So.	1.5	1.0	Second-year walk-on; Father Tim played basketball at ND (1979-83)
42	Ryan Ayers	G/F	6-8	210	Jr.	8.0	3.6	Fourth-leading scorer and has netted double figures in seven contests





2007-08 BIG EAST STANDINGS

(through games of Jan. 31)

	Overall	BIG EAST
	<u>Record</u>	<u>Record</u>
Georgetown	17-2	7-1
NOTRE DAME	15-4	5-2
Pittsburgh	17-4	5-3
Marquette	15-4	5-3
Connecticut	15-5	5-2
Louisville	15-6	5-3
Seton Hall	15-6	5-3
Syracuse	15-7	5-4
Cincinnati	10-11	5-4
West Virginia	15-6	4-4
DePaul	9-11	4-4
Villanova	13-5	3-4
Providence	12-8	3-5
Rutgers	10-12	2-7
St. John's	7-12	1-7
USF	10-11	1-7

Players of the Week

- Nov. 19 - Sam Young (PU)
- Nov. 26 - Brian Laing (SHU)
- Dec. 3 - Draelon Burns (DU)
- Dec. 10 - Dominic James (MU)
- Dec. 17 - Joe Alexander (WVU)
- Dec. 24 - Levance Fields (PU)
- Dec. 31 - Paul Harris (SU)
- Jan. 7 - Luke Harangody (ND)
- Jan. 14 - Deonta Vaughn (UC)
- Jan. 21 - Scottie Reynolds (VU)
- Jan. 28 - Kyle McAlarney (ND)

Rookies of the Week

- Nov. 19 - Donte Green (SU)
- Nov. 26 - Donte Green (SU)
- Dec. 3 - Dominique Jones (USF)
- Dec. 10 - Dominique Jones (USF)
- Dec. 17 - DeJuan Blair (PU)
- Dec. 24 - DeJuan Blair (PU)
- Dec. 31 - Dar Tucker (DU)
- Jan. 7 - Donte Greene (SU)
- Jan. 14 - DeJuan Blair (PU)
- Jan. 21 - Jeremy Hazell (SHU)
- Jan. 28 - Mike Coburn (Rutgers)

Notre Dame Weekly Honor Roll Honorees

- Luke Harangody (Nov. 26, Dec. 10, Jan. 26)
- Kyle McAlarney (Dec. 3)
- Rob Kurz (Dec. 31)

Harangody scored 25 points and dished off 10 rebounds for his ninth double-double of the season as he was selected to the Honor Roll for the third time this season.

Success On And Off The Court

• The 2007 fall semester grades are in and the Irish once again achieved great success in the classroom with the team compiling an overall 3.135 grade point average for the semester which marked the sixth time in eight semesters that the Irish finished with a combined 3.00 or better. Nine of 14 players earned a 3.000 or better — **Tim Abromaitis (3.500)**, **Tim Andree (3.479)**, **Ryan Ayers (3.067)**, **Luke Harangody (3.250)**, **Zach Hillesland (3.654)**, **Tory Jackson (3.333)**, **Tom Kopko (3.733)**, **Tyrone Nash (3.000)** and **Luke Zeller (3.500)**.

Series Record vs. DePaul

• Other than Marquette (109 meetings), Notre Dame has not faced any other opponent more often than DePaul. Saturday's game will be the 97th meeting in the series with Notre Dame leading the series 52-44. The Irish have won five of the last seven meetings since 2001. Notre Dame is 33-14 all-time at home against the Blue Demons at home.

Notre Dame In The Top 10 Of NCAA Statistics

• Notre Dame ranks in the top five of the NCAA statistics in two categories: assists (6th-18.9) and rebounding margin (7th-9.1).

Zach Sparks Lineup Change

• Through the first 17 games prior to the Villanova game, Irish head coach Mike Brey had gone with the starting lineup of forwards **Rob Kurz** and **Luke Harangody** and guards **Ryan Ayers**, **Tory Jackson** and **Kyle McAlarney**. Against the Wildcats, **Zach Hillesland** replaced **Ayers** in the starting lineup and stayed with that starting five against Providence. Only two players, **Zach Hillesland** (one game vs. North Florida) and **Ty Proffitt** (four games vs. Long Island, Monmouth, Baylor and Georgia Tech) have missed games due to injury. Hillesland was held out of the Monday's game against North Florida with an ankle sprain, while Proffitt missed four games due to a groin injury suffered in practice.

Now That's Something To Talk About

• Notre Dame's current record-setting 32-game home win streak spans three seasons — the final two games played during the 2005-06 campaign, the entire 2006-07 season and 12 games in 2007-08. Here's a look at the dominance of the Irish during its present win streak:

	Notre Dame	Opponents
FG Percentage	904-1877 (.482)	757-1952 (.388)
3-FG Percentage	279-675 (.413)	203-629 (.323)
Points/Avg.	2,685 (83.9 ppg.)	2,038 (63.7 ppg.)
Margin of Victory	+647 points (+20.2)	

Notes: Notre Dame has shot .500 or better in **14** of **32** games

Notre Dame opponents have shot .500 or better in **3** of **32** games

24 wins by 10-plus points

13 wins by 20-plus points

9 wins by 30-plus points

5 wins by 40-plus points

1 win by 50-plus points

* Notre Dame's 81-74 overtime against Providence was the first overtime game





2007-08 Notre Dame

Men's Basketball Teleconferences

10:00 a.m. (EST)

Phone Number: (317) 263-8800

Passcode: 401575

Thursday, February 7, 2008

Wednesday, February 20, 2008

Tuesday, February 26, 2008

Tuesday, March 4, 2008

2007-08 BIG EAST Teleconferences

Feb. 7 and Feb. 21

11:00 a.m. Tom Crean (Marquette)

11:08 a.m. Bob Huggins
(West Virginia)

11:16 a.m. Stan Heath (South Florida)

11:24 a.m. Jim Clahoun (Connecticut)

11:32 a.m. Norm Roberts (St. John's)

11:40 a.m. Tim Welch (Providence)

11:48 a.m. Bobby Gonzalez
(Seton Hall)

11:56 a.m. Rick Pitino (Louisville)

Feb. 14 and Feb. 28

11:00 a.m. Jay Wright (Villanova)

11:08 a.m. Mike Brey (Notre Dame)

11:16 a.m. Jerry Wainwright (DePaul)

11:24 a.m. John Thompson, III
(Georgetown)

11:32 a.m. Mick Cronin (Cincinnati)

11:40 a.m. Jamie Dixon (Cincinnati)

11:48 a.m. Jim Boeheim (Syracuse)

11:56 a.m. Fred Hill (Rutgers)

during the streak.

Irish Show Overtime Resilience

• Notre Dame's win over Providence marked its first overtime game since March 20, 2006 when the Irish dropped an 87-84 double-overtime decision at Michigan in the second round of the NIT. It also was the first overtime for the Irish after losing five straight overtime decisions (all during the 2005-06 campaign. Notre Dame's last overtime win prior to the Providence victory was a 93-92 victory against Georgetown at the Joyce Center on February 1, 2003 — nearly five years to the day.

Irish Get BIG EAST Road Win At Villanova

• Notre Dame earned its first BIG EAST road win of the season on Saturday with its 90-80 victory over Villanova at the Wachovia Center. The Irish shot 50.9 percent from the field (27-53), 47.4 percent from three-point range (9-19) and 71.1 percent from the charity stripe (27-38).

• In its first two BIG EAST road losses to Marquette (92-66) and Georgetown (84-65), Notre Dame lost by a combined 45 points and shot just 36.1 percent from the field (43-119), 25.0 percent from beyond the arc (11-44) and 72.3 percent (34-47) from the free-throw line.

A Tale Of Two Halves

• The first and second halves for Notre Dame against Cincinnati in its 91-74 victory couldn't have been more different than night and day. In the first half, the Irish trailed 34-27 at the break (the first time they had trailed at home at halftime this season) after shooting only 24.0 percent from the field (6-25). In the second-half, the Irish outscored the Bearcats 64-40 as they shot 69.2 percent (18-26) from the field, 66.7 percent (6-9) from three-point range and 84.6 percent (22-26) from the free throw line.

• Luke Harangody scored 24 of his game-high 25 points in the second half. It was the largest scoring output by an Irish player in a half since Chris Thomas scored 27 of 39 points in the second half of a 77-66 victory over Saint Louis on March 22, 2004.

• The 64 points in the second half were the most points by an Irish team in a half of a regulation game under head coach Mike Brey.

• The six first-half field goals matched the fewest ever scored by an Irish team in a half under Brey.

Valuing The Basketball

• In its back-to-back wins over Colgate and Eastern Michigan, Notre Dame committed just eight and nine turnovers, respectively, marking the only time this season that the Irish had fewer than 10 turnovers in back-to-back contests. In the Irish win over Brown on December 29, the Irish had seven turnovers, including just one in the first half. Two of the strengths of Notre Dame basketball teams under head coach Mike Brey have been distributing and taking care of the basketball. The Irish are averaging 18.9 assists per game and 13.8 turnovers for a 1.37 assists-to-turnover ratio. Notre Dame has dished off 20 or more assists in seven games this season. **The 24 turnovers committed by Notre Dame in the loss at Marquette were the most ever for an Irish team under head coach Mike Brey.**

Double The Pleasure

• For the second time this season, **Luke Harangody** had a string of three consecutive double-doubles. His string started with his 29-point and 16-rebound performance against West Virginia, followed by 14 points and 10 boards against Connecticut and 29 points and 14 rebounds at Marquette. He posted three consecutive double-doubles for the first time





Notre Dame's Records in 2007-08 when ...

Played at the Joyce Center	12-0
Played on the road	1-2
Played at a neutral site	2-2
BIG EAST Conference record (all games)	5-2
Non-Conference record	10-2
Leading at halftime	14-2
Trailing at halftime	1-2
Tied at halftime	0-0
Playing an overtime game	0-0
Shoots .500 or better	6-0
Shoots .500 or less	9-4
Opponent shoots .500 or less	15-3
Shoots better than opponent	14-0
Shoots worse than opponent	1-4
Shoots same as opponent	0-0
Makes more free throws than opponent	13-3
Makes less free throws than opponent	2-1
Same number of free throws	0-0
Outrebounded opponents	13-2
Outrebounded by opponents	2-2
Same number of rebounds	0-0
Has more turnovers than opponent	5-2
Has fewer turnovers than opponent	8-1
Had same number of turnovers	2-1
Bench outscores opponent's bench	8-2
Outscored by opponent's bench	7-2
Bench points are the same	1-0
Plays a ranked opponent	1-2
Makes 10 or more three-pointers	5-0
No Notre Dame player fouls out	14-2
One Notre Dame player fouls out	1-2
Two or more Notre Dame players foul out	0-0
Wears White Uniforms	14-2
Wears Blue Uniforms	0-2
Wears Gold Uniforms	0-0
Wears Black Uniforms	1-0
Plays in an In-Season Tournament	1-2
Plays on Television	6-4
Plays in November	4-2
Plays in December	6-0
Plays in January	5-2
Plays in February	0-0
Plays in March	0-0
Plays in Day Games	4-2
Plays in Night Games	11-2
Plays on Sundays	0-1
Plays on Mondays	3-1
Plays on Tuesdays	2-0
Plays on Wednesdays	0-0
Plays on Thursdays	2-0
Plays on Fridays	1-0
Plays on Saturdays	7-2
Final Margin is 5 points or less	0-2
Final Margin is 6-10 points	5-0
Final Margin is 11-20 points	5-1
Final Margin is more than 20 points	5-1
Has a player score 20-plus points	8-3
Has a player score 30-plus points	1-0
Scores 59 points or less	0-0
Scores 60-69 points	2-4
Scores 70-79 points	4-0
Scoring 80-89 points	6-0
Scoring 90-plus points	3-0

in his career in wins over Kansas State, Northern Illinois and San Francisco. During the three-game streak, he had 19 points and a then career-high 14 boards versus Kansas State, netted 14 points and grabbed 12 boards versus Northern Illinois and finished with 23 points and 10 rebounds against San Francisco. He has 10 double-doubles on the season and 10 in the last 15 contests with his most recent coming Thursday night against Providence when he finished with a career-high 31 points and grabbed 14 boards.

• Haranogdy registered one of his best performances in an Irish uniform with career-highs of 29 and 16 rebounds versus West Virginia. He connected on 11-16 shots from the field and made good on his first seven field goal attempts.

• For the second time in his career **Rob Kurz** registered back-to-back double-doubles with 15 points and 11 rebounds versus Brown and a season-high 23 points and career-high 13 boards against North Florida. Last season, Kurz had consecutive double-doubles versus Alabama, Elon and Portland. He has six doubles this season and 16 during his career.

• **The last Irish player to register four consecutive double-doubles was Ryan Humphrey in 2001-02 when he ended his career a double-double in the final 11 games of his career.**

Record-Setting Home Performance

• Notre Dame put an exclamation point on its record-setting 25th consecutive wins at the Joyce Center on December 8. In the 108-62 win over Northern Illinois, the 108 points were the most points scored by the Irish under head coach Mike Brey in a regulation games (ND scored 116 vs. Georgetown in a four overtime contest in 2002), while the 46-point margin of victory was the third-largest during the Brey era. In addition, Notre Dame shot a blistering 72.0 percent from the field in the first half which marked the best shooting performance by an Irish team in the first half under Brey. The Irish also owned a 52-27 advantage on the boards.

Tough Tory

• Tory Jackson suffered a cornea abrasion in his right eye late in the first half of Notre Dame's win over Connecticut on January 5. Jackson returned to play all 20 minutes of the second half and finished the game with 11 assists (matching a career-high), six points, seven rebounds and four steals. He hit two key free throws with 1:52 to play which gave the Irish a six-point lead.

McAlarney Shines On The Big Stage

• Staten Island native **Kyle McAlarney** made his return to New York City and Madison Square Garden a happy one on December 4 as he led his Irish to a 68-59 victory over Kansas State. McAlarney finished with 18 points in the contest on 6-13 shooting from the field (2-5 from three-point range). He scored 14 points in the second half, including nine straight in the final 2:10 of the contest. McAlarney nailed a three-pointer with 1:30 to play and converted four key free throws down the stretch.

McAlarney Shines - Part II

• Kyle McAlarney netted a career-high 32 points in the win over Connecticut which was the first 30-plus performance of his career and the first time this season that an Irish player had topped the 30-point. He was 13-19 from the field and 6-7 from three-point range. Prior to McAlarney's performance, the last Notre Dame player to score 30-plus points in a game was Russell Carter (32 points in a 71-68 loss to St. John's at Madison Square Garden on January 23, 2007).

Unstoppable Luke

• **Luke Haranogdy** leads the Irish in scoring and rebounding averaging 19.9





Miscellaneous Irish Stats...

Career Games In Double Figures:

Rob Kurz.....	40
Luke Harangody.....	40
Kyle McAlarney.....	23
Tory Jackson.....	14
Ryan Ayers.....	8
Zach Hillesland.....	7
Luke Zeller.....	6
Jonathan Peoples.....	1

Career Games With 20-Plus Points:

Luke Harangody.....	13
Kyle McAlarney.....	7
Rob Kurz.....	5
Tory Jackson.....	2

Career Games With 10-Plus Rebounds:

Rob Kurz.....	20
Luke Harangody.....	17
Zach Hillesland.....	3

Career Games With 10-Plus Assists:

Tory Jackson.....	4
Kyle McAlarney.....	1

Career Double-Doubles:

Rob Kurz.....	16
Luke Harangody.....	16
Zach Hillesland.....	3
Tory Jackson.....	1

Number of Career Games ... Led Irish In

Rob Kurz

Scoring.....	11
Rebounds.....	28
Blocks.....	39
Steals.....	12
Assists.....	7

Luke Zeller

Rebounds.....	3
Blocks.....	11
Steals.....	2

Kyle McAlarney

Assists.....	20
Scoring.....	7
Steals.....	11

Ryan Ayers

Steals.....	7
Blocks.....	7
Rebounds.....	1

Zach Hillesland

Rebounds.....	5
Blocks.....	7
Steals.....	3
Assists.....	1

Luke Harangody

Scoring.....	14
Rebounds.....	17
Steals.....	8
Blocks.....	11
Steals.....	3

Tory Jackson

Assists.....	32
Steals.....	28
Rebounds.....	1
Blocks.....	1

Jonathan Peoples

Steals.....	3
Assists.....	1

Tyrone Nash

Steals.....	1
Blocks.....	1

Tim Abromaitis

Blocks.....	1
-------------	---

points and 9.8 rebounds. He leads the team with 10 doubles and owns a 17-game double-figure scoring streak — the longest on the team and in his career. He has netted double figures in all but one game (Monmouth) and has finished with 10 or more rebounds in 10 games. Harangody also tops the Irish with 10 games of 20 or more points.

Thirty Something

- **Kyle McAlarney** has scored 30-plus points in two of the first seven BIG EAST games. He had a career-high 32 points in Notre Dame's win over Connecticut on Jan. 5 and then tallied 30 points against Villanova on the road last Saturday. The last player to score 30-plus points in multiple games during the BIG EAST regular season was Chris Quinn in 2005-06 when he registered four 30-plus point performances — 37 vs. Pittsburgh, 31 vs. Providence and Louisville and 34 vs. Seton Hall.

- **Luke Harangody** registered that first 30-point performance of his career when he scored a career-high 31 points in Notre Dame's overtime win against Providence as he connected on 11-22 shots from the field and was 9-10 from the free-throw line. In addition to scoring 31 points, he also grabbed 14 rebounds.

Twenty Something

- **Luke Harangody's** string of three consecutive games with 20-plus points ended against Colgate when he finished with 11 points and seven rebounds in 19 minutes of action. Prior to that game, he had registered 20-plus points in three consecutive games — Baylor (22), Georgia Tech (22) and Youngstown State (25) for the first time in his career.

- **Kyle McAlarney** also had a three-game 20-plus point outing streak of his own that came to an end against Kansas State. McAlarney registered his first 20-point outing of the season against Youngstown State when he tallied 23 points (a then career best). He followed that up with another career-high outing for the second time in as many games when tallied 25 points versus Colgate. In the Eastern Michigan outing, McAlarney led the Irish for the second straight game with a 21-point performance.

- **The last Irish player to net 20-plus points in four consecutive outings was Chris Thomas in 2003-04 (his junior year) versus Pittsburgh (23 points), Connecticut (31 points), Seton Hall (26 points) and Syracuse (25 points).**

One Is A Lonely Number

- **Rob Kurz** is the lone senior among the 14 players on this year's Irish roster. The last time Notre Dame had only one senior on the roster was during the 1983-84 when Cecil Rucker was the only senior member of that team that consisted of four juniors, five sophomores and three freshmen. The 1988-89 Irish squad featured no seniors on that team and was comprised of five juniors, two sophomores and five freshmen.

Elite Company

- Notre Dame joined an elite group last year when it registered its 1,600th win against Providence on February 15, 2007. In its 103rd season, Notre Dame has 1,620 victories. Only 12 other schools have reached the mark: Kentucky, North Carolina, Kansas, Duke, Syracuse, Temple, St. John's, Pennsylvania, Indiana, Utah and UCLA.

Eight Straight Postseason Appearances

- Notre Dame's appearance in last year's NCAA tournament field marks the fourth NCAA berth for the Irish in seven years. Since 2000, Notre Dame has appeared in either the NCAA or NIT tournaments each of the last eight years. The Irish played in the 2000 NIT and then earned consecutive NCAA tournament berths — 2001, '02, '03 — followed by NIT appearances in '04, '05 and '06. This current postseason streak matches the longest stretch since making eight straight from 1983-90 (NIT in 1983 and '84 and NCAA from 1985-90).





**Free-Throw Shooting in
Final Five Minutes and Overtime:**

Tim Andree	2-2 (1.000)
Tim Abromaitis	5-5 (1.000)
Ryan Ayers	7-9 (.778)
Luke Harangody	29-33 (.879)
Zach Hillesland	6-9 (.667)
Tory Jackson.....	11-18 (.611)
Rob Kurz.....	16-17 (.941)
Tom Kopko.....	0-1 (.000)
Kyle McAlarney.....	17-23 (.739)
Tyrone Nash	1-4 (.250)
Jonathan Peoples.....	5-6 (.833)
Ty Proffitt	0-0 (.000)
Carleton Scott.....	0-0 (.000)
<u>Luke Zeller</u>	<u>1-3 (.333)</u>
Total	96-125 (.768)
Opponents.....	38-58 (.655)

Irish On The Road Under Brey

	<u>Away</u>	<u>Neutral.....</u>	<u>Overall</u>
2007-08	1-2	2-2	3-4
2006-07	3-5	3-3	6-8
2005-06	4-7	0-2	4-9
2004-05	4-6	0-1	4-7
2003-04	6-5	2-1	8-6
2002-03	4-5	6-3	10-8
2001-02	8-4	5-3	13-7
<u>2000-01</u>	<u>6-4</u>	<u>2-2</u>	<u>8-6</u>
Totals	36-38	20-17	56-55
.....	(.486)	(.541)	(.505)

Four 20-Win Seasons Under His Belt

• Notre Dame's 24-8 campaign a year ago marked the fourth time in seven seasons under head coach Mike Brey that the Irish won 20-plus games. The 24 wins also equaled the most for Notre Dame during the Brey era. Notre Dame's 20-win campaigns under Brey have been in 2000-01 (20-10), 2001-02 (22-11) and 2002-03 (24-10). In the 102-year history of the program, Notre Dame teams have won 20 or more games on 31 occasions.

Monmouth Notables

• The 33 points allowed by Notre Dame in the 76-33 win over Monmouth on November 16, 2007 were the fewest ever under head coach Mike Brey and the eight points in the second half were the fewest ever by an Irish team in a half since the inception of the three-point shot.

• The 33 points allowed were also the fewest given up by a Notre Dame team since January 4, 1950 in a 54-33 win at home against Butler. It also marked the fewest points scored by an Irish opponent in a road or neutral site game since Kentucky's 34-28 win over the Irish on December 29, 1981 in Louisville, Ky.

• The 43-point margin of victory was the matched the seventh-highest for an Irish team under Mike Brey.

"D" The Key Against Monmouth

• En route to its 76-33 victory over Monmouth on November 16, Notre Dame held the Hawks without a point in the final 10:31 of the contest and outscored Monmouth 23-0 down the stretch. In fact, the Irish held the Hawks to just eight points in the second half and just 11 points overall in the final 24:52 of the contest. Notre Dame also limited Monmouth to just nine field goal attempts (all misses) in the final 8:17 of the game.

'AYERS' Ball

• Junior **Ryan Ayers** is having the best season of his career as he is shooting 45.0 percent from the field (49-109) and 47.9 percent (35-73) from three-point range. His 8.0 points per game also mark a career best. Last year, he began the season 0-12 from the field before hitting his first field goal in the sixth game of the year. Heading into this season, he owned a 38.5 career field goal percentage and 37.5 percent mark from three-point range. Ayers netted a career-high 13 points against Monmouth and Brown and has reached double figures in seven games.

Quietly Goes About His Business

• Perhaps no player in the Irish lineup is as steady as **Rob Kurz**. The senior forward is the team's third-leading scorer (13.2) and second-leading rebounder (7.8) and has scored in double figures in all but five contests. He has recorded six double-doubles with a season-high 23 points and career-high 13 boards coming in wins over North Florida and West Virginia. Kurz is shooting 46.5 percent (73-157) from the field and 42.0 (21-50) from three-point range.

Zeller Matches Career High Against Colgate

• **Luke Zeller** had his second double-figure scoring outing of the season and the sixth of his career in Notre Dame's win over Colgate on November 26. He matched his career-high with 14 points as he finished 5-8 from the field and 4-5 from three-point range in 16 minutes off the bench. In addition, Zeller grabbed four rebounds in the contest. He is averaging 4.7 points and 2.6 rebounds this season.

Zeller On The Boards

• **Zeller** had his best rebounding effort of his career as he registered 10 rebounds against Marquette which marked a career-high for the Irish junior. His previous career-best had been nine rebounds on three occasions.





Series Record vs. DePaul
Notre Dame leads 52-44

Home: 33-14, Away: 17-30, Neutral: 2-0

Date	Site	Result	Score
2-24-12	Notre Dame, IN	W	58-11
3-7-12	Chicago, IL	W	32-20
1-30-43	Chicago, IL	W	50-47
2-5-44	Chicago, IL	L	45-61
2-2-45	Chicago, IL	L	52-56
1-5-46	Notre Dame, IN	W	43-42
2-23-46	Chicago, IL	L	47-63
2-17-47	Notre Dame, IN	W	80-45
2-28-47	Chicago, IL	L	50-61
1-10-48	Notre Dame, IN	W	52-46
2-14-48	Chicago, IL	L	46-50
1-11-49	Notre Dame, IN	L	38-59
2-19-49	Chicago IL	W	54-49
1-11-50	Notre Dame, IN	W	58-53
2-18-50	Chicago, IL	L	58-68
2-10-51	Chicago, IL	L	54-68
2-16-51	Notre Dame, IN	W	61-55
2-14-52	Notre Dame, IN	W	76-70
3-1-52	Chicago, IL	W	78-77
1-31-53	Chicago, IL	L	56-83
2-25-53	Notre Dame, IN	W	93-67
2-6-54	Chicago, IL	W	59-54
2-15-54	Notre Dame, IN	W	86-71
2-26-55	Chicago, IL	L	77-81
3-1-55	Notre Dame, IN	W	72-61
1-7-56	Notre Dame, IN	L	74-77
2-25-56	Chicago, IL	L	74-80
2-23-57	Notre Dame, IN	W	95-80
3-2-57	Chicago, IL	W	85-73
1-15-58	Notre Dame, IN	W	79-61
3-4-58	Chicago, IL	W	75-71
1-13-59	Chicago, IL	L	66-69
2-21-59	Notre Dame, IN	W	76-67
1-12-60	Chicago, IL	W	73-70
2-20-60	Notre Dame, IN	W	70-58
1-17-61	Notre Dame, IN	W	61-58
2-25-61	Chicago, IL	L	57-78
1-16-62	Notre Dame, IN	W	88-80
3-3-62	Chicago, IL	L	80-87
1-9-63	Notre Dame, IN	W	82-62
1-16-63	Chicago, IL	L	69-83
1-8-64	Chicago, IL	L	73-86
2-5-64	Notre Dame, IN	L	75-90
2-10-65	Notre Dame, IN	W	62-59
2-27-65	Chicago, IL	W	83-67
1-15-66	Chicago, IL	L	71-97
2-23-66	Notre Dame, IN	L	71-79
1-14-67	Chicago, IL	W	76-72
2-8-67	Notre Dame, IN	L	49-56
1-13-68	Chicago, IL	W	75-68
2-6-68	Notre Dame, IN - ot	W	91-85
1-11-69	Notre Dame, IN	W	66-60

The 'Peoples' Choice

- Sophomore **Jonathan Peoples** scored a career-high 12 points in 11 minutes in Notre Dame's loss at Georgetown. Prior to that his personal-best had been nine points against Seton Hall last season. Peoples was 5-6 from the field and 2-2 from three-point range in addition to grabbing four rebounds.

Lost Leads Down The Stretch

- Notre Dame's loss at Marquette on January 12 marked the first time all season that the Irish had trailed all 40 minutes of a game. **In fact, heading into the contest, Notre Dame had trailed just 10:32 of a possible 560 minutes all season.**

- In the win over Providence, the Irish led by eight points (58-50) with 7:01 to play, but the Friars outscored the Irish 11-1 to take a two-point lead (61-59) with 1:02 to play in the contest. Two free throws by **Luke Harangody** sent the game into overtime and the Irish finished out the five-minute extra session by outscoring Providence 20-13.

- Against Baylor, the Irish led by as many as 14 points in the first half after jumping out to a 8-0 lead. The Bears took their first lead (61-60) of the contest with 3:15 remaining in the contest. It also marked the first time Notre Dame had trailed in a game all season long. The Irish regained the lead briefly at 62-61 with 1:33 left on the clock before the Bears closed the game with a 7-2 run to close the game.

- In the loss to Georgia Tech, the Yellow Jackets grabbed a four-point lead early on, but Notre Dame's basket at the 16:54 mark would give the Irish the advantage until the final two seconds of the contest. The Yellow Jackets trailed by nine (62-53) with 5:11 to play before outscoring Notre Dame 17-7 down the stretch.

- In Notre Dame's win over Youngstown State, the Irish led by 25 with 11:41 left in the game, but were outscored 31-18 in the final 11-plus minutes of the contest before holding on for the 87-75 victory.

- In the Irish's win over San Francisco at the Joyce Center, the Irish led by 23 points with 7:24 left in the first half and led by only 14 at halftime, before winning by only eight points.

The Irish All-Time

- The 2007-08 men's basketball campaign marks the 103rd season of basketball and 13th as a member of the BIG EAST Conference. In 102-plus seasons, Irish teams have posted a 1620-889 record for a .646 winning percentage. In BIG EAST play, Notre Dame owns a 106-100 (.514) record all-time in conference regular-season play.

Always In It

- Since the 2005-06 campaign, Notre Dame's 26 losses have been by a combined 166 points for an average of 6.4 points per game. The 14 setbacks in '05-'06 were by a total of 59 points (4.2 points). The only double-digit loss was to North Carolina State (61-47). The Irish suffered 10 BIG EAST losses during the regular season and those were by a combined 35 points (3.5).

Putting Up The Points And Winning Impressively

- Notre Dame averaged 81.0 points per game last season, the best points per game average ever under Mike Brey, and are once again near that point total at 79.3 ppg. Notre Dame has topped 80-plus points on nine occasions, 90-plus points four times and the century mark once.

Keeping It Close

- In the 82 losses suffered by Irish teams in Mike Brey's seven-plus seasons, only 21 have been by 10 or more points and have been by a combined 565 for an average of 6.9 points per game. Notre Dame's 26-point loss (92-66) to Marquette on January was the





2-5-69	Chicago, IL	W	85-73
1-14-70	Notre Dame, IN	W	96-73
2-13-71	Chicago, IL	W	107-76
2-12-72	Notre Dame, IN	W	93-78
1-11-73	Chicago, IL	W	72-67
1-31-74	Notre Dame, IN	W	101-72
2-22-75	Chicago, IL	L	70-75
1-28-76	Notre Dame, IN	W	89-68
3-7-77	Chicago, IL	W	76-68
2-12-78	Notre Dame, IN	L	68-69
3-19-78	Lawrence, KS# - ot	W	84-64
3-2-79	Chicago, IL	L	72-76
2-27-80	Notre Dame, IN - 2ot	W	76-74
3-8-81	Chicago, IL	L	64-74
2-28-82	Notre Dame, IN	L	69-81
2-26-83	Chicago, IL	L	53-55
2-11-84	Notre Dame, IN	L	54-62
12-8-84	Chicago, IL	L	83-95
1-9-85	Notre Dame, IN	L	66-71
1-11-86	Chicago, IL	W	70-54
2-25-86	Notre Dame, IN	W	70-59
1-10-87	Chicago, IL	L	54-59
2-25-87	Notre Dame, IN	W	73-62
12-12-87	Chicago, IL	L	69-73
1-6-88	Notre Dame, IN	L	71-77
3-1-89	Notre Dame, IN	W	67-60
3-11-89	Chicago, IL	L	70-73
2-20-90	Notre Dame, IN	L	62-63
3-10-90	Chicago, IL	L	59-64
2-20-91	Notre Dame, IN - ot	W	80-77
3-9-91	Chicago, IL	L	56-80
1-29-92	Notre Dame, IN	W	74-69
3-7-92	Chicago, IL	L	65-66
2-21-93	Chicago, IL	L	62-70
2-20-94	Notre Dame, IN	L	63-73
12-10-94	Chicago, IL	L	48-61
12-01-01	Chicago, IL&	W	82-55
12-14-02	Notre Dame, IN	W	102-71
12-14-03	Chicago, IL	W	82-69
12-11-04	Notre Dame, IN	L	73-84
1-7-06	Chicago, IL	L	67-73
3-4-06	Notre Dame, IN	W	66-61
2-8-07	Chicago, IL	L	66-67
2-20-07	Notre Dame, IN	W	78-54

#-NCAA Tournament (third round)

&-Game played at United Center (Dell Classic 4Kids)

<u>Scoring</u>	<u>Total</u>	<u>Average</u>
Notre Dame	6678	69.6
DePaul	6398	66.6

Current Win Streak: Notre Dame, 1 game

Brey vs. DePaul: 5-3

ND Biggest Win: 47 (58-11 on 2-24-12)

DePaul Biggest Win: 27 (83-56 on 1-31-53)

ND Biggest Win Streak: 9 (from 1968-74)

DePaul Biggest Win Streak: 6 (from 1981-85)

largest ever for an Irish team under Brey, while the loss to Georgetown (84-65) was the second-largest.

BIG EAST Formula For Success Under Brey

• Since his arrival at Notre Dame, Mike Brey has led Notre Dame to a 71-48 (.597) record in BIG EAST regular-season games and a 3-7 mark in tournament play for an overall record of 74-55 (.574) against league foes. In Brey's first season, the Irish posted their first-ever winning record in BIG EAST play and won the BIG EAST West Division title with an 11-5 mark. Prior to Brey's arrival at Notre Dame, Irish teams had a 35-53 (.398) regular-season record since joining the league in 1995-96.

Home Cookin'

• Notre Dame's 18-0 record at home last season marked just the third time since the opening of the Joyce Center in 1968-69 that an Irish team finished undefeated at home during the regular season. It also marked the most wins ever for a Notre Dame team in a single season. Only two other Notre Dame squads ever completed a season undefeated at home — the 1973-74 and 1985-86 squads both finished their campaigns with identical 15-0 records. The Irish were the only BIG EAST team to finish the season undefeated at home. Dating back to the 2005-06 campaign, Notre Dame has won 32 consecutive games at home following the win over Providence on January 31 — an active streak that is third among all Division I teams and is the longest in school history as well as the longest during Mike Brey's tenure.

• Notre Dame's current streak dates back to the final two games of the 2005-06 campaign as Irish defeated DePaul (66-61) in the regular-season finale and Vanderbilt (79-69) in the first round of the NIT. Notre Dame's last loss at home was an 80-72 setback to Marquette on February 25, 2006.

Current NCAA Division I Home Court Win Streaks:

1. Memphis	43	9. Georgetown	16
2. BYU	42	Wake Forest	16
3. NOTRE DAME	32	11. Drake	15
4. Tennessee	27	12. Marquette	14
5. Akron	21	13. Vanderbilt	13
6. Kansas	19	14. Kent State	12
7. Mississippi	17	South Alabama	12
Michigan State	17	St. Mary's (CA)	12
		Utah State	12

Joyce Center Streakin'

• Notre Dame broke the Joyce Center home win streak mark on December 8 with its 108-62 win over Northern Illinois. Here's a look at the Joyce Center streaks:

32 - Began with a 66-61 win over DePaul on 3/4/06 (current streak)

24 - Began with a 94-68 win over Xavier on 2/3/73 and ended with a 94-84 loss to Indiana on 12/11/74

22 - Began with an 88-68 win over Pittsburgh on 1/26/77 and ended with a 69-68 overtime loss to DePaul on 2/12/78

16 - Began with a 92-70 win over Fairfield on 12/9/82 and ended with a 51-47 loss to UCLA on 12/3/83

16 - Began with an 89-76 win over West Virginia on 2/20/02 and ended with a 87-79 loss to Connecticut on 2/24/03.

289 And Counting

• Heading into tonight's game against DePaul, Notre Dame has hit at least one



The Joyce Center Renovation

On October 6, 2006, plans for the renovation of the Joyce Center arena — home to Notre Dame basketball — were announced and are scheduled to begin in September 2008.

The University has selected the architects for the project, and they currently are in the process of completing final design plans.

The first phase of the project, to begin next September, involves construction of a new three-story structure at the south end of the arena. That structure will include a new two-story lobby, the Notre Dame ticket operations (approximately 4,500 square feet) and a varsity shop to sell apparel and souvenirs (approximately 3,000 square feet), in addition to a new club seating and hospitality area.

Replacement of the Joyce Center arena seating, including installation of chair-back seating throughout the arena, is expected to take place after the University's Commencement Exercises in May 2009. The project is scheduled for completion in January 2010. The arena is expected to re-open by mid-October 2009, in time for the start of the basketball season.

The University announced last October that this \$26.3 million project has received a \$12.5 million leadership gift from Notre Dame alumnus and Trustee Philip J. Purcell III. A month later, another major gift of \$5 million came from Notre Dame graduate Vincent J. Naimoli.

The arena will be named Purcell Pavilion at the Joyce Center -- and the new club/hospitality area and two outdoor patios will be named for the Naimoli family.



three-pointer in 289 straight games, a mark that dates back to the 1998-99 campaign. The last time an Irish team failed to hit a three-pointer was a 101-70 loss to Connecticut at the Hartford Civic Center on Jan. 12, 1999 as Notre Dame finished 0-7 from beyond the arc in the game. The 2005-06 Irish squad set the single-season record with 288 three-pointers and fell just one field goal short of that mark (287) in 2006-07.

Home Sweet Home

- Since the inaugural season in 1968-69 at the Joyce Center, Notre Dame owns a 486-141 record all-time for a .775 winning percentage. The Irish are 101-27 (.787) at the Joyce Center during Mike Brey's seven-plus seasons, and since the 1996-97 campaign, they own a 147-43 mark for a .774 winning percentage.

Over The Century Mark

- Notre Dame topped the 100-point mark for the first time in 2007-08 against Northern Illinois with a 108-62 victory against the Huskies. It marked the ninth time during head coach Mike Brey's tenure that the Irish have reached the 100-point mark.

Road Warriors

- In Mike Brey's seven-plus seasons, his Irish teams have compiled a road record of 56-55 (.505) that includes a 36-38 (.486) in true road games and a 20-17 mark (.541) in neutral site contests.

Team Basketball

- Under Irish head coach Mike Brey, Notre Dame always has done a good job of distributing the basketball and shown great unselfishness as a team. That was again evident against Long Island in the season opener when the Irish dished off 28 assists on 35 baskets (a 0.8 assists-to-basket ratio). Notre Dame also enjoyed a strong assist-to-basket ratio versus Youngstown State (24 assists and 32 baskets), Colgate (25 assists on 32 baskets), Northern Illinois (27 assists on 36 baskets), Brown (23 assists on 30 baskets), North Florida (24 assists on 25 baskets), Cincinnati (18 assists on 24 baskets), Villanova (20 assists on 27 baskets) and Providence (21 assists on 27 baskets). Through 19 games, the Irish are averaging 18.9 assists per game and have dished off 359 assists on 515 baskets for a 0.70 assist-to-basket ratio.

A BIG EAST Family

- The Kurz family name is familiar name in BIG EAST circles this



Head Coach Mike Brey
2007 BIG EAST
Coach of the Year

8th season at Notre Dame •
157-82 (.657)
13th season as a head coach •
256-132 (.660)

- Named the 17th head coach at the University of Notre Dame on July 14, 2000
- A 21-year veteran of the college ranks...
 - University of Notre Dame (head coach)
2000-07 (eighth season)
 - University of Delaware (head coach)
1995-2000 (five seasons)
 - Duke University (assistant coach)
1987-95 (eight seasons)

	<u>Overall</u>	<u>BIG EAST (regular season)</u>
2000-01	20-10	11-5 (1st place-West Division)
2001-02	22-11	10-6 (2nd place-West Division)
2002-03	24-10	10-6 (3rd place-West Division)
2003-04	19-13	9-7 (7th place)
2004-05	17-12	9-7 (6th place)
2005-06	16-14	6-10 (11th place)
2006-07	24-8	11-5 (4th place)
2007-08	15-4	5-2
	157-82 (.657)	71-48 (.597)

- Has guided six of his 12 teams to NCAA tournament play; 10 of those teams have advanced to the postseason (four NIT appearances)
- In his first season, led Notre Dame to the 2000-01 BIG EAST West Division championship (its first league regular-season title in school history). In 2002-03, guided the Irish to their first Sweet 16 appearance since 1987
- He is only coach in the program's history to lead his teams to three consecutive 20-win seasons and three straight NCAA tournament appearances in his first three seasons
- Spent eight years as an assistant coach under Mike Krzyzewski at Duke and during that time the Blue Devils advanced to the Final Four six times and won national championships in both 1991 and '92. While there, Duke compiled a 216-65 record
- Played at DeMatha High School under legendary coach Morgan Wootten and graduated from there in 1977. Also served as an assistant coach for Wootten from 1982-87
- Received DeMatha High School's Distinguished Alumnus Award in October 2003
- Awarded an honorary monogram by the Notre Dame Monogram Club in December of 2006 and inducted in University of Delaware Athletic Hall of Fame in November of 2007

- Recipient of 2003 Coaches vs. Cancer Champion Award in recognition of his fund-raising efforts for the Coaches vs. Cancer Program and a member of the CVC National Council
- Along with wife Tish received the Distinguished Service Award and the 2007 March of Dimes Franklin D. Roosevelt Award in 2,000. The couple has raised more than \$1 million for the South Bend/Michiana area.

Mike Brey vs. Ranked Opponents:

Overall: 22-45
at Notre Dame: 22-39
(2007-08: 1-2; 2006-07: 4-2; 2005-06: 1-7; 2004-05: 2-5; 2003-04: 2-8; 2002-03: 5-6; 2001-02: 3-6; 2000-01: 4-3)
at Delaware: 0-6

Mike Brey in Overtime Games at Notre Dame:

Overall: 4-5
at Georgetown (2/9/02)116-111 (4 OT)
at Boston College (1/25/03)..... 101-96
vs. Georgetown (2/1/03)93-92 (2OT)
at Pittsburgh (1/4/06)97-100 (2OT)
vs. Georgetown (1/24/06)82-85 (2OT)
at Louisville (2/4/06) 86-89
at Connecticut (2/21/06) 74-75
at Michigan (3/20/06).....84-87 (2OT)
vs. Providence (1/31/08)..... 81-74

Mike Brey Among BIG EAST's Best

Since his arrival, Mike Brey has compiled a 74-55 (.574) record in BIG EAST games (71-48 in regular season and 3-7 in tournament contests). Here's how the Irish coach ranks against some of the BIG EAST's best (both past and present)....

Jim Calhoun (UConn: 1986-)	259-144 (.643)
Mick Cronin (UC: 2006-)	7-17 (.292)
Jerry Wainwright (DU: 2005-)	18-23 (.439)
John Thompson (GU: 1979-99)	231-123 (.653)
John Thompson III (GU: 2004-)	44-20 (.688)
Rick Pitino (PC: 1985-87 and UL (2005-)	60-53 (.531)
Paul Evans (UP: 1986-94)	76-70 (.524)
Ben Howland (UP: 1999-03)	46-29 (.613)
Jamie Dixon (UP: 2003-)	57-26 (.687)
Tom Crean (MU: 2005-)	26-17 (.6050)
Pete Gillen (PC: 1994-98)	38-43 (.469)
Tim Welsh (PC: 1998-)	69-92 (.429)
Fred Hill (RU: 2006-)	5-20 (.200)
Lou Carnesecca (SJU: 1979-92)	139-80 (.635)
Mike Jarvis (SJU: 1998-03)	57-36 (.613)
Norm Roberts (2004-)	16-41 (.280)
P.J. Carlesimo (SH: 1982-94)	90-130 (.409)
Tommy Amaker (SH: 1997-01)	35-39 (.473)
Louis Orr (SH: 2001-06)	39-47 (.453)
Bobby Gonzalez (SH: 2000-)	8-15 (.348)
Robert McCullum (USF: 2005-)	4-28 (.125)
Jim Boeheim (SU: 1979-)	337-185 (.646)
Rollie Massimino (VU: 1979-92)	123-92 (.572)
Steve Lappas (VU: 1992-01)	96-79 (.559)
Jay Wright (VU: 2001-)	64-52 (.552)
John Beilien (WVU: 2002-)	40-44 (.476)
Gale Catlett (WVU: 1995-02)	49-78 (.386)





Notre Dame Under Brey ...

	Overall	2007-08
Overall	157-82 (.657)	15-4 (.789)
At Home	101-27 (.789)	12-0 (1.000)
On the Road	36-38 (.486)	1-2 (.333)
Neutral Site	20-17 (.541)	2-2 (.500)
vs. BIG EAST (all games)	74-55 (.574)	5-2 (.714)
BIG EAST GAMES (regular season)	71-48 (.597)	5-2 (.714)
Home	44-16 (.733)	4-0 (1.000)
Road	27-32 (.458)	1-2 (.333)
Non-Conference Teams (regular season)	76-20 (.792)	10-2 (.833)
Home	56-9 (.862)	8-0 (1.000)
Road	8-5 (.615)	0-0 (.000)
Neutral	12-6 (.667)	2-2 (.500)
Notre Dame Shoots 50% or better	60-2 (.968)	6-0 (1.000)
Notre Dame Shoots less than 50%	97-80 (.548)	9-4 (.692)
Hold opponent to less than 50%	138-62 (.690)	15-3 (.833)
Hold opponent to less than 40%	88-10 (.898)	8-0 (1.000)
Outrebounds opponent	92-30 (.754)	13-2 (.867)
Plays an overtime game	4-5 (.444)	1-0 (1.000)
Plays a ranked opponent	22-39 (.360)	1-2 (.333)
Plays in November	30-5 (.857)	4-2 (.667)
Plays in December	44-10 (.815)	6-0 (1.000)
Plays in January	36-28 (.563)	5-2 (.714)
Plays in February	29-21 (.580)	0-0 (.000)
Plays in March	18-18 (.500)	0-0 (.000)
Scores 50 points or less	0-3 (.000)	0-0 (.000)
Scores 50+ points	154-78 (.664)	15-4 (.789)
Scores 60+ points	149-65 (.696)	15-4 (.789)
Scores 70+ points	126-38 (.468)	13-0 (1.000)
Scores 80+ points	78-12 (.867)	9-0 (1.000)
Scores 90+ points	35-1 (.972)	4-0 (1.000)
Scores 100+ points	9-0 (1.000)	1-0 (.000)
Season openers	8-0 (1.000)	1-0 (1.000)
Season openers at the Joyce Center	8-0 (1.000)	1-0 (1.000)
Record in first home game	8-0 (1.000)	1-0 (1.000)
Records in first road game (includes neutral)	4-4 (.500)	1-0 (1.000)
Records in BIG EAST openers at home	3-1 (.750)	1-0 (1.000)
Records in BIG EAST openers on the road	1-3 (.250)	0-0 (.000)
Best Record	24-8 (.750) (2006-07)	
Worst Record	16-14 (.533) (2005-06)	
Most BIG EAST wins in a season (regular season and tournament)	12 (2000-01)	
Most BIG EAST losses in a season	11 (2005-06)	
Longest home winning streak	31 (2006-07)	
Longest road winning streak (includes neutral)	5 (2000-01)	
Longest home losing streak	3 (2001-02)	
Longest road losing streak (includes neutral)	5 (2005-06)	

Irish Record Under Brey In Games Decided By

1 point.....	9-8
2 points.....	4-7
3 points.....	10-15
4 points.....	3-6
5 points.....	3-5
6 points.....	8-3
7 points.....	10-5
8 points.....	4-8
9 points.....	4-4
10 points.....	6-4
11-15 points.....	33-12
16-20 points.....	19-4
21-30 points.....	17-1
31-40 points.....	15-0
41-50 points.....	10-0
50+points.....	0-0
Total	155-82

Winning BIG EAST Regular Seasons Since 2000-01

Team	# of Winning Seasons	NCAA Bids
NOTRE DAME	6	4
Pittsburgh	6	6
Syracuse	6	5
Connecticut	5	5
*Marquette	5	4
*Cincinnati	5	5
Georgetown	4	3
*Louisville	4	4
Villanova	3	3
Seton Hall	3	2
Providence	2	2
*DePaul	2	1
West Virginia	2	1
St. John's	1	1
*USF	1	0
Rutgers	0	0

* includes years in Conference USA

10-Win BIG EAST Regular Seasons Since 2000-01

Team	# of Winning Seasons
Pittsburgh	6
Syracuse	5
Connecticut	5
NOTRE DAME	4
Georgetown	3
*Marquette	2
Villanova	2
Providence	2
Seton Hall	2
Louisville	1
West Virginia	1

* joined BIG EAST in 2005-06





Notre Dame Highs and Lows Under Mike Brey

Notre Dame – Team Game High (1st Half)

Points.....	62 vs. Loyola-Chicago (11/22/00)
Field Goals Made	24 vs. IPFW (11/10/06)*
	24 vs. Syracuse (1/30/07)
Field Goals Attempted	43 vs. New Hampshire (11/16/01)*
	43 vs. Syracuse (1/30/07)
Field Goal Percentage.....	72.0% (18-25) vs. Northern Illinois (12/8/07)*
3 PT Field Goals Made	10 vs. Louisville (2/4/06)
	10 vs. Rider (12/28/06)*
3 PT Field Goals Attempted.....	21 vs. Rider (12/28/06)*
3 PT Field Goals Percentage	80.0% (8-10) vs. Eastern Michigan (12/1/07)*
Free Throws Made	13 vs. Northern Illinois (12/8/07)*
Free Throws Attempted	20 vs. Northern Illinois (12/8/07)*
Free Throw Percentage.....	100.0% on seven occasions
Total Rebounds.....	29 vs. Connecticut (1/5/08)*
Offensive Rebounds	14 vs. Army (12/19/04)*
	14 vs. Providence (2/19/05)
Defensive Rebounds	24 vs. Northern Illinois (12/8/07)*
Assists	19 vs. Canisius (12/19/00)*
Steals.....	12 vs. New Hampshire (11/16/01)*
Blocked Shots.....	13 vs. Belmont (11/17/02)*
Turnovers.....	14 vs. Monmouth (11/16/07)
Fouls.....	11 vs. Villanova (1/8/05)*

Notre Dame – Team Game High (2nd Half)

Points.....	68 vs. Georgetown (2/9/02)
Field Goals Made	24 vs. Pittsburgh (1/4/06)
Field Goals Attempted	63 vs. Georgetown (2/9/02)
Field Goal Percentage.....	72.0% vs. Lafayette (11/14/06)
3 PT Field Goals Made	11 vs. St. John's (3/6/04)
3 PT Field Goals Attempted.....	24 vs. Pittsburgh (1/4/06)
3 PT Field Goals Percentage	75.0% (6-8) vs. Connecticut (2/21/05)
Free Throws Made	27 vs. Seton Hall (2/18/06)
Free Throws Attempted	30 vs. Seton Hall (2/18/06)
Free Throw Percentage.....	100.0% (13-13) vs. Villanova (1/8/05)*
	100.0% (15-15) vs. Winston-Salem St. (11/29/06)*
Total Rebounds.....	34 vs. Seton Hall (1/8/01)
Offensive Rebounds	15 vs. Army (12/19/04)*
Defensive Rebounds	25 vs. Sacred Heart (11/18/00)*
Assists	16 vs. Army (12/19/04)*
Steals.....	14 vs. New Hampshire (11/16/01)*
Blocked Shots.....	6 vs. Belmont (11/17/02)
Turnovers	13 vs. Niagara (12/21/05)*
	13 vs. Marquette (1/12/08)
Fouls.....	16 vs. Rutgers (1/31/04)
	16 vs. Winthrop (3/16/07)*

Notre Dame – Team Game High (Total)

Points.....	116 vs. Georgetown (2/9/02)
Field Goals Made	42 vs. Canisius (12/19/00)*
Field Goals Attempted	94 vs. Georgetown (2/9/02)
Field Goal Percentage.....	66.7% (34-51) vs. Pittsburgh (1/30/02)*
3 PT Field Goals Made	17 vs. St. John's (3/6/04)#
	17 vs. Louisville (2/4/06)#
3 PT Field Goals Attempted.....	44 vs. Canisius (12/22/00)
3 PT Field Goals Percentage	72.7% (16-22) vs. Loyola-Chicago (11/22/00)*#
Free Throws Made	33 vs. Seton Hall (2/18/06)
Free Throws Attempted	45 vs. Columbia (12/23/05)*
Free Throw Percentage.....	100% (5-5) vs. Illinois (3/22/03)
	100% (19-19) vs. Villanova (1/8/05)#
Total Rebounds.....	64 vs. Georgetown (2/9/02)
Offensive Rebounds	24 vs. Seton Hall (1/8/01)
Defensive Rebounds	41 vs. Northern Illinois (12/8/07)*
Assists	32 vs. Canisius (12/19/00)*#
Steals.....	26 vs. New Hampshire (11/16/01)*#
Blocked Shots.....	19 vs. Belmont (12/17/02)*#
Turnovers.....	24 vs. Marquette (1/12/08)
Fouls.....	26 vs. Georgetown (2/9/02)

Notre Dame – Team Game Lows (1st Half)

Points.....	19 vs. Connecticut (2/21/04)*
Field Goals Made	6 vs. Connecticut (2/21/04)
	6 vs. Cincinnati (1/15/08)*
Field Goals Attempted	21 vs. Canisius College (12/22/01)
Field Goal Percentage.....	18.8% (6-32) vs. Connecticut (2/21/04)
3 PT Field Goals Made.....	0 vs. West Virginia (1/7/04)
3 PT Field Goals Attempted.....	5 on three occasions
3 PT Field Goals Percentage	0.0% (0-7) vs. West Virginia (1/7/04)*
	0.0% (0-10) vs. Michigan (12-3-05)*
Free Throws Made	0 on six occasions
Free Throws Attempted	0 on five occasions
Free Throw Percentage.....	0.0% on five occasions
Total Rebounds.....	10 vs. Pittsburgh (2/9/03)*
Offensive Rebounds.....	1 on three occasions
Defensive Rebounds	8 vs. Pittsburgh (2/12/05)
Assists	1 vs. Villanova (1/27/07)*
Steals.....	1 on three occasions
Blocked Shots.....	0 on 15 occasions
Turnovers	1 vs. Georgetown (3/4/04)*
	1 vs. Brown (12/29/07)*
Fouls.....	0 vs. Samford (12/30/04)*

Notre Dame – Team Game Lows (2nd Half)

Points.....	19 vs. Valparaiso (1/5/03)
Field Goals Made	6 vs. Purdue (3/17/04)*
	6 vs. Harvard (11/19/04)*
Field Goals Attempted	19 vs. Georgetown (2/16/05)*
	19 vs. West Virginia (1/9/07)*
Field Goal Percentage.....	21.4% (6-28) vs. Harvard (11/19/04)*
3 PT Field Goals Made	0 vs. Connecticut (11/12/99)
	0 vs. Providence (1/31/08)*
3 PT Field Goals Attempted.....	3 vs. Indiana (12/8/04)
3 PT Field Goals Percentage	0.0% (0-6) vs. Providence(1/31/08)*
Free Throws Made	0 vs. Pittsburgh (1/12/04)
Free Throws Attempted	2 vs. Pittsburgh (1/12/04)
	2 vs. West Virginia (2/1/06)
Free Throw Percentage.....	0.0% (0-2) vs. Pittsburgh (1/12/04)
Total Rebounds.....	7 vs. Rutgers (3/1/03)
Offensive Rebounds	2 vs. Charleston Southern (11/26/04)
Defensive Rebounds	4 vs. Rutgers (3/1/03)
Assists	0 vs. Harvard (11/19/04)
Steals.....	0 on three occasions
Blocked Shots.....	0 on nine occasions
Turnovers	0 vs. West Virginia (3/10/04)
Fouls.....	3 vs. West Virginia (1/7/04)*
	3 vs. Hofstra (11/22/05)*

Notre Dame – Team Game Lows (Total)

Points.....	48 vs. North Carolina St. (11/26/05)
	48 vs. Georgetown (1/6/07)
Field Goals Made	13 vs. Rutgers (3/1/03)
Field Goals Attempted	43 vs. West Virginia (1/9/07)
Field Goal Percentage.....	29.7% (19-64) vs. Connecticut (2/21/04)
3 PT Field Goals Made.....	1 vs. Pittsburgh (2/3/01)
3 PT Field Goals Attempted.....	8 vs. Pittsburgh (2/3/01)
3 PT Field Goals Percentage	10.5% vs. Rutgers (2/14/02)
Free Throws Made	2 vs. Syracuse (1/14/02)
Free Throws Attempted	4 vs. Pittsburgh (3/8/01)
Free Throw Percentage.....	28.0% (7-25) vs. Georgetown (1/19/08)
Total Rebounds.....	21 vs. Rutgers (3/1/03)
Offensive Rebounds	3 vs. DePaul (12/14/02)*
Defensive Rebounds	14 vs. DePaul (12/11/04)*
Assists	6 vs. Mississippi (3/18/01)
Steals.....	1 vs. DePaul (12/11/04)
Blocked Shots.....	0 vs. Georgetown (1/6/07)
	0 vs. Baylor (11/18/07)
Turnovers	4 on three occasions
Fouls.....	6 vs. West Virginia (1/7/04)*

* Indicates game played at the Joyce Center, Notre Dame, Ind.

Indicates school record





Opponent Highs and Lows Under Mike Brey

Opponent – Team Game High (1st Half)

Points.....	53, Arizona (3/27/03)
Field Goals Made	23, Arizona (3/27/03)
Field Goals Attempted	43, Arizona (3/27/03)
Field Goal Percentage	59.3% (16-27), on three occasions
3 PT Field Goals Made.....	9, Syracuse (1/11/06)*
	9, Lehigh (11/27/06)*
3 PT Field Goals Attempted.....	19, Syracuse (1/11/06)*
3 PT Field Goal Percentage	81.8% (9-11), Lehigh (11/26/06)*
Free Throws Made	14, Sacred Heart (11/18/00)*
Free Throws Attempted	19, Sacred Heart (11/18/00)*
Free Throw Percentage.....	100.0%, on seven occasions
Total Rebounds.....	33, Connecticut (2/21/04)
Offensive Rebounds	16, Northern Illinois (11/24/03)*
Defensive Rebounds	21, on four occasions
Assists	14, Arizona (3/27/03)
Steals.....	9, Miami (Fla.) (2/23/02)
	9, Marquette (1/12/08)
Blocked Shots.....	10, Connecticut (2/21/04)
Turnovers	16, Loyola (Chicago) (11/22/00)*
Fouls.....	16, Rutgers (2/14/01)

Opponent – Team Game High (2nd Half)

Points.....	68, Georgetown (4 OT) (2/9/02)
Field Goals Made	20, Pittsburgh (1/30/02)*
Field Goals Attempted	41, Vermont (12/21/00)*
Field Goal Percentage.....	68.2% (15-22), American (12/21/03)*
3 PT Field Goals Made.....	9, Texas (12/8/02)
3 PT Field Goals Attempted.....	22, Tennessee Tech (12/17/00)*
3 PT Field Goal Percentage	100.0% (3-3), Seton Hall (2/5/03)
Free Throws Made	24, Pittsburgh (2 OT) (1/4/06)
Free Throws Attempted	39, Pittsburgh (2 OT) (1/4/06)
Free Throw Percentage.....	100.0% (14-14), Morehead State (12/28/03)*
Total Rebounds.....	38, Georgetown (4 OT) (2/9/02)
Offensive Rebounds	15, Loyola (Chicago) (11/22/00)*
Defensive Rebounds	27, Georgetown (4 OT) (2/9/02)
Assists	19, Pittsburgh (2 OT) (1/4/06)
Steals.....	9, on two occasions
Blocked Shots.....	11, Georgetown (4 OT) (2/9/02)
Turnovers	15, New Hampshire (11/16/01)*
Fouls.....	20, Seton Hall (2/18/06)

Opponent – Team Game High (Total)

Points.....	111, Georgetown (4 OT) (2/9/02)
Field Goals Made	41, Syracuse (3/4/03)*
Field Goals Attempted	79, Vermont (12/21/00)*
Field Goal Percentage.....	63.0% (29-46), American (12/21/03)*
3 PT Field Goals Made.....	14, Texas (12/7/02)
	14, Lehigh (11/27/06)*
3 PT Field Goals Attempted.....	35, Tennessee Tech (12/17/00) *
3 PT Field Goal Percentage	73.7% (14-19), Lehigh (11/27/06)*
Free Throws Made	30, Pittsburgh (2 OT) (1/4/06)
Free Throws Attempted	46, Pittsburgh (2 OT) (1/4/06)
Free Throw Percentage.....	94.1% (16-17), Morehead State (12/28/03)*
Total Rebounds.....	59, Connecticut (2/21/04)
Offensive Rebounds	27, Loyola (Chicago) (11/22/00)*
Defensive Rebounds	38, Pittsburgh (2 OT) (1/4/06)
Assists	30, Pittsburgh (2 OT) (1/4/06)
Steals.....	13, Niagara (12/21/05)*
Blocked Shots.....	19, Connecticut (OT) (2/21/06)
Turnovers	30, New Hampshire (11/16/01)*
Fouls.....	31, Columbia (12/23/05)*

Opponent – Team Game Lows (1st Half)

Points.....	12, The Citadel (11/19/06)*
Field Goals Made	5, The Citadel (11/19/06)*
Field Goals Attempted	19, Army (12/21/06)*
Field Goal Percentage.....	20.7% (6-29), Pittsburgh (11/12/02)
3 PT Field Goals Made.....	0, on seven occasions
3 PT Field Goals Attempted.....	2, Georgetown (2/9/02)
3 PT Field Goal Percentage	0.0%, on seven occasions
Free Throws Made	0, on 16 occasions
Free Throws Attempted	0, on eight occasions
Free Throw Percentage.....	0.0%, on 15 occasions
Total Rebounds.....	8, Monmouth (11/16/07)
Offensive Rebounds	0, Lafayette (11/14/06)
Defensive Rebounds	5, Fordham, (12/28/05)*
Assists	2, on four occasions
Steals.....	0, on five occasions
Blocked Shots.....	0, on 17 occasions
Turnovers	1, on two occasions
Fouls.....	1, Pittsburgh (2/12/05)

Opponent – Team Game Lows (2nd Half)

Points.....	8, Monmouth (11/16/07)
Field Goals Made	3, Monmouth (11/16/07)
Field Goals Attempted	20, on four occasions
Field Goal Percentage.....	13.0% (3-23), Monmouth (11/16/07)
3 PT Field Goals Made.....	0, on seven occasions
3 PT Field Goals Attempted.....	3, on five occasions
3 PT Field Goal Percentage	0.0% on seven occasions
Free Throws Made	0, Monmouth (1/25/01)
Free Throws Attempted	1, Monmouth (1/25/01)
Free Throw Percentage.....	0.0% (0-1), Monmouth (1/25/01)
Total Rebounds.....	7, American (12/21/03)*
Offensive Rebounds	1, Cincinnati (11/24/00)
Defensive Rebounds	3, Virginia Tech (2/22/03)*
Assists	2, on six occasions
Steals.....	0, on four occasions
Blocked Shots.....	0, on 11 occasions
Turnovers	0, West Virginia (3/10/04)
Fouls.....	4, Syracuse (1/14/02)

Opponent – Team Game Lows (Total)

Points.....	33, Monmouth (11/16/07)
Field Goals Made	12, Bucknell (11/22/02)*
Field Goals Attempted	35, Rutgers (3/1/03)
Field Goal Percentage.....	21.1% (12-57), Bucknell (11/22/02)*
3 PT Field Goals Made.....	1, on three occasions
3 PT Field Goals Attempted.....	8, St. John's (2/14/01)
3 PT Field Goal Percentage	5.9% (1-17), Cincinnati (11/24/00)
Free Throws Made	0, Charleston Southern (11/26/04)*
Free Throws Attempted	0, Charleston Southern (11/26/04)*
Free Throw Percentage.....	0.0% (0-0), Charleston Southern (11/26/04)*
Total Rebounds.....	19, Winston-Salem St. (11/29/06)*
Offensive Rebounds	3, Army (12/19/04) *
	3, West Virginia (2/1/06)
Defensive Rebounds	13, Fordham (12/28/05)*
	13, Winston-Salem St. (11/29/06)
Assists	5, Bucknell (11/22/02)*
Steals.....	1, Connecticut (3/11/04)
	1, Eastern Michigan (12/1/07)*
Blocked Shots.....	0, on nine occasions
Turnovers	4, Syracuse, (2/15/03)
Fouls.....	10, on three occasions

* Indicates game played at the Joyce Center, Notre Dame, Ind.





Notre Dame Highs and Lows in a BIG EAST Game

Notre Dame – BIG EAST Team Game High (1st Half)

Points.....	61 vs. Syracuse (1/30/07)
Field Goals Made	24 vs. Syracuse (1/30/07)
Field Goals Attempted	43 vs. Syracuse (1/30/07)
Field Goal Percentage.....	67.7% (21-31) vs. Pittsburgh (1/30/02)*
3 PT Field Goals Made.....	10 vs. Louisville (2/4/06)
	10 vs. Syracuse (1/30/07)
3 PT Field Goals Attempted.....	20 vs. Louisville (2/4/06)
3 PT Field Goals Percentage	70.0% (7-10) vs. West Virginia (2/1/06)
Free Throws Made	11 vs. Connecticut (2/9/04)*
Free Throws Attempted	14 vs. Connecticut (2/9/04)*
Free Throw Percentage.....	100.0% on four occasions
Total Rebounds.....	29 vs. Connecticut (1/5/08)
Offensive Rebounds	14 vs. Providence (2/19/05)
Defensive Rebounds	19 vs. Georgetown (3/4/04)*
Assists.....	14 vs. Syracuse (1/11/06)*
Steals.....	7 on four occasions
Blocked Shots.....	7 vs. Connecticut (2/9/04)*
	7 vs. West Virginia (1/19/05)
Turnovers	12 vs. St. John's (1/23/07)
Fouls.....	11 vs. Villanova (1/8/05)*

Notre Dame – BIG EAST Team Game High (2nd Half)

Points.....	68 vs. Georgetown (2/9/02)
Field Goals Made	24 vs. Pittsburgh (1/4/06)
Field Goals Attempted	63 vs. Georgetown (2/9/02)
Field Goal Percentage.....	69.2% vs. Cincinnati (1/25/08)*
3 PT Field Goals Made.....	11 vs. St. John's (3/6/04)
3 PT Field Goals Attempted.....	24 vs. Pittsburgh (1/4/06)
3 PT Field Goals Percentage	71.4% (6-8) vs. Connecticut (2/21/05)
Free Throws Made	27 vs. Seton Hall (2/18/06)
Free Throws Attempted	30 vs. Seton Hall (2/18/06)
Free Throw Percentage.....	100.0% (13-13) vs. Villanova (1/8/05)*
Total Rebounds.....	34 vs. Seton Hall (1/8/01)
Offensive Rebounds	18 vs. Seton Hall (1/8/01)
Defensive Rebounds	27 vs. Georgetown (3/4/04)*
Assists.....	14 vs. Cincinnati (1/15/08)*
Steals.....	6 vs. Villanova (1/17/07)
Blocked Shots.....	4 vs. Connecticut (3/11/04)
	4 vs. Villanova (1/8/05)*
Turnovers	13 vs. Marquette (1/12/08)
Fouls.....	26 vs. Pittsburgh (1/4/06)

Notre Dame – BIG EAST Team Game High (Total)

Points.....	116 vs. Georgetown (2/9/02)
Field Goals Made	41 vs. Georgetown (2/9/02)
Field Goals Attempted	94 vs. Georgetown (2/9/02)
Field Goal Percentage.....	66.7% (34-51) vs. Pittsburgh (1/30/02)*
3 PT Field Goals Made.....	17 vs. St. John's (3/6/04)#
	17 vs. Louisville (2/4/06)#
3 PT Field Goals Attempted.....	36 vs. Pittsburgh (1/4/06)
3 PT Field Goals Percentage	61.9% (13-21) vs. Providence (1/14/06)*
Free Throws Made	34 vs. Cincinnati (1/15/08)*
Free Throws Attempted	42 vs. Cincinnati (1/15/08)*
Free Throw Percentage.....	100.0% (19-19) vs. Villanova (1/14/03)#*
Total Rebounds.....	64 vs. Georgetown (2/9/02)
Offensive Rebounds	24 vs. Seton Hall (1/8/01)
Defensive Rebounds	34 vs. West Virginia (1/3/08)*
Assists.....	20 vs. St. John's (3/6/04)
Steals.....	10 on three occasions
Blocked Shots.....	9 vs. Connecticut (2/9/04)*
Turnovers	26 vs. Pittsburgh (2/8/00)
Fouls.....	32 vs. Pittsburgh (1/4/06)

*Indicates game played at the Joyce Center, Notre Dame, Ind.
#Indicates school record

Notre Dame – BIG EAST Team Game Lows (1st Half)

Points.....	19 vs. Connecticut (2/12/04)*
Field Goals Made	6 vs. Connecticut (2/21/04)
	6 vs. Cincinnati (1/15/08)*
Field Goals Attempted	24 on four occasions
Field Goal Percentage.....	18.8% (6-32) vs. Connecticut (2/21/04)
3 PT Field Goals Made.....	0 vs. West Virginia (1/7/04)
	0 vs. Connecticut (1/12/99)
3 PT Field Goals Attempted.....	5 vs. Virginia Tech (1/20/04)
	5 vs. West Virginia (1/3/08)*
3 PT Field Goals Percentage	8.3% (1-12) vs. Providence (1/21/03)
Free Throws Made	0 on five occasions
Free Throws Attempted	0 on five occasions
Free Throw Percentage.....	0.0% on five occasions
Total Rebounds.....	10 vs. Pittsburgh (2/9/03)*
Offensive Rebounds	0 on three occasions
Defensive Rebounds	7 vs. St. John's (1/23/07)
Assists.....	1 vs. Villanova (1/27/07)*
Steals.....	0 vs. Pittsburgh (3/5/05)
Blocked Shots.....	0 on nine occasions
Turnovers	1 vs. Georgetown (3/4/04)*
Fouls.....	3 vs. DePaul (1/7/06)

Notre Dame – BIG EAST Team Game Lows (2nd Half)

Points.....	23 vs. Georgetown (1/6/07)
Field Goals Made	7 vs. Syracuse (1/10/05)
Field Goals Attempted	19 vs. Georgetown (2/16/05)*
	19 vs. West Virginia (1/9/07)*
Field Goal Percentage.....	28.0% (7-25) vs. Syracuse (1/10/05)
3 PT Field Goals Made.....	0 vs. Connecticut (1/12/99)
	0 vs. Providence (1/31/08)*
3 PT Field Goals Attempted.....	7 vs. Pittsburgh (1/12/04)
	7 vs. West Virginia (1/3/08)*
3 PT Field Goals Percentage	0.0% (0-6) vs. Providence (1/31/08)*
Free Throws Made	0 vs. Pittsburgh (1/12/04)
Free Throws Attempted	2 vs. Pittsburgh (1/12/04)
	2 vs. West Virginia (2/1/06)
Free Throw Percentage.....	0.0% (0-2) vs. Pittsburgh (1/12/04)
Total Rebounds.....	7 vs. Rutgers (3/1/03)
Offensive Rebounds	3 vs. Pittsburgh (2/9/03)*
	3 vs. Boston College (2/8/05)*
Defensive Rebounds	4 vs. Rutgers (3/1/03)
Assists.....	2 vs. Boston College (2/4/04)
Steals.....	0 vs. Georgetown (3/4/04)*
	0 vs. Villanova (1/26/05)
Blocked Shots.....	0 on six occasions
Turnovers	0 vs. West Virginia (3/10/04)
Fouls.....	3 vs. West Virginia (1/7/04)*

Notre Dame – BIG EAST Team Game Lows (Total)

Points.....	48 vs. Georgetown (1/7/06)
Field Goals Made	13 vs. Rutgers (3/1/03)
Field Goals Attempted	42 vs. Miami (2/26/00)
Field Goal Percentage.....	29.7% (19-64) vs. Connecticut (2/21/04)
3 PT Field Goals Made.....	0 vs. Connecticut (1/12/99)
3 PT Field Goals Attempted.....	6 vs. Seton Hall (2/6/99)
3 PT Field Goals Percentage	10.5% vs. Rutgers (2/14/02)
Free Throws Made	2 vs. Syracuse (1/14/02)
	2 vs. West Virginia (2/1/06)
Free Throws Attempted	4 vs. Pittsburgh (3/8/01)
Free Throw Percentage.....	28.0% (7-25) vs. Georgetown (1/19/08)
Total Rebounds.....	21 vs. Rutgers (3/1/03)
Offensive Rebounds	4 vs. Pittsburgh (2/9/03)*
Defensive Rebounds	18 vs. Pittsburgh (2/7/04)*
	18 vs. Georgetown (1/6/07)
Assists.....	7 vs. Rutgers (3/1/03)
	7 vs. Pittsburgh (3/8/01)
Steals.....	2 vs. Cincinnati (2-18-07)
	3 vs. Georgetown (1/23/05)
Blocked Shots.....	0 vs. Georgetown (1/6/07)
Turnovers	4 vs. Connecticut (2/9/04)*





Opponent Highs and Lows in a BIG EAST Game

Opponent – BIG EAST Team Game High (1st Half)

Points.....	54, Connecticut (1/12/99)
Field Goals Made	22, Syracuse (3/4/03)*
Field Goals Attempted	44, Georgetown (3/4/01)*
Field Goal Percentage	65.2% (15-23), Providence (2/21/96)*
3 PT Field Goals Made.....	9 on three occasions
3 PT Field Goals Attempted.....	19, West Virginia (2/2/00)*
	19, Syracuse (1/11/06)*
3 PT Field Goals Percentage	100.0% (5-5), Connecticut (2/8/97)*
Free Throws Made	21, Connecticut (1/12/99)
Free Throws Attempted	23, Connecticut (1/12/99)
Free Throw Percentage.....	100.0% (7-7), Connecticut (3/11/04)
	100.0% (8-8), Providence (3/2/02)*
Total Rebounds.....	33, Connecticut (2/21/04)
Offensive Rebounds	14, Georgetown (3/8/03)
Defensive Rebounds	21, Connecticut (3/11/04)
	21, Connecticut (2/21/04)
Assists	12, Villanova (1/17/07)
Steals.....	9, Marquette (1/12/08)
Blocked Shots.....	10, Connecticut (2/21/04)
Turnovers	14, Pittsburgh (1/6/03)
Fouls.....	14, Rutgers (1/31/04)

Opponent – BIG EAST Team Game High (2nd Half)

Points.....	68, Georgetown (2/9/02)
Field Goals Made	23, Georgetown (2/9/02)
Field Goals Attempted	60, Georgetown (2/9/02)
Field Goal Percentage	66.7 % (20-30), Pittsburgh (3/5/05)*
3 PT Field Goals Made.....	9, Pittsburgh (1/29/97)
3 PT Field Goals Attempted.....	20, Miami (2/23/02)
3 PT Field Goals Percentage	83.3% (5-6), Boston College (3/1/97)
Free Throws Made	24, Pittsburgh (1/4/06)
Free Throws Attempted	39, Pittsburgh (1/4/06)
Free Throw Percentage.....	100.0% (14-14), Miami (1/28/00)*
Total Rebounds.....	30, Pittsburgh (1/6/03)
	30, Pittsburgh (1/4/06)
Offensive Rebounds	13, Syracuse (2/16/04)
	13, Virginia Tech (1/20/04)
Defensive Rebounds	26, Connecticut (2/21/04)
Assists	19, Pittsburgh (1/4/06)
Steals.....	8, Marquette (1/12/08)
Blocked Shots.....	6, Syracuse (1/11/06)*
	6, Connecticut (1/5/08)*
Turnovers	10, Rutgers (1/31/04)
Fouls.....	20, Seton Hall (2/18/06)

Opponent – BIG EAST Team Game High (Total)

Points.....	111, Georgetown (2/9/02)
Field Goals Made	41, Syracuse (3/4/03)*
Field Goals Attempted	87, Georgetown (1/7/97)
Field Goal Percentage	56.5% (34-60), Syracuse (1/17/04)*
3 PT Field Goals Made.....	14, Syracuse (1/16/00)
3 PT Field Goals Attempted.....	36, Boston College (1/2/00)*
3 PT Field Goals Percentage	71.4% (5-7), Seton Hall (2/5/03)
Free Throws Made	32, Connecticut (1/12/99)
Free Throws Attempted	46, Pittsburgh (1/4/06)
Free Throw Percentage.....	94.4% (17-18), Miami (1/25/00)*
Total Rebounds.....	59, Connecticut (2/21/04)
Offensive Rebounds	32, Georgetown (1/7/97)
Defensive Rebounds	40, Connecticut (1/3/98)
Assists	30, Pittsburgh (1/4/06)
Steals.....	24, Georgetown (2/10/99)*
Blocked Shots.....	19, Connecticut (OT) (2/21/06)
Turnovers	23, Villanova (1/6/02)*
Fouls.....	33, West Virginia (2/11/97)*

Opponent – BIG EAST Team Game Lows (1st Half)

Points.....	16, Georgetown (3/4/04)*
Field Goals Made	6, Georgetown (2/16/05)*
Field Goals Attempted	19, Georgetown (2/16/05)*
Field Goal Percentage	21.9% (7-32), Syracuse (3/4/03)*
3 PT Field Goals Made.....	0 on seven occasions
3 PT Field Goals Attempted.....	2, Georgetown (2/1/03)*
3 PT Field Goals Percentage	0.0% (0-10), DePaul (2/20/07)*
	0.0% (0-8), Connecticut (1/5/08)*
Free Throws Made	0 on three occasions
Free Throws Attempted	0, Rutgers (1/31/04)
	0, West Virginia (1/9/02)
Free Throw Percentage.....	0.0% on three occasions
Total Rebounds.....	10, West Virginia (2/1/06)
Offensive Rebounds	0, Virginia Tech (1/20/04)
Defensive Rebounds	7, Seton Hall (1/12/03)*
	7, West Virginia (1/3/08)*
Assists	2, South Florida (2/15/06)*
Steals.....	0, Connecticut (3/11/04)
	0, Georgetown (3/4/04)*
Blocked Shots.....	0 on six occasions
Turnovers	1, Pittsburgh (1/12/04)
Fouls.....	3, Pittsburgh (2/7/04)*

Opponent – BIG EAST Team Game Lows (2nd Half)

Points.....	21, Rutgers (1/14/03)*
Field Goals Made	5, West Virginia (1/9/02)
Field Goals Attempted	17, Boston College (1/9/96)
Field Goal Percentage	22.7%, West Virginia (1/9/02)
3 PT Field Goals Made.....	0, Connecticut (2/26/01)
3 PT Field Goals Attempted.....	3, Connecticut (2/26/01)
3 PT Field Goals Percentage	0.0% (0-3), Connecticut (2/26/01)
Free Throws Made	0, Pittsburgh (12/6/97)
	0, St. John's (1/23/07)
Free Throws Attempted	0, Pittsburgh (1/29/97)
	0, St. John's (1/23/07)
Free Throw Percentage.....	0.0% (0-0), Pittsburgh (1/29/97)
	0.0% (0-0), St. John's (1/23/07)
Total Rebounds.....	9, West Virginia (3/10/04)
	9, Virginia Tech (2/22/03)*
Offensive Rebounds	1, West Virginia (3/10/04)
Defensive Rebounds	3, Virginia Tech (2/22/03)*
Assists	2, Connecticut (3/11/04)
Steals.....	0, St. John's (3/6/04)
	0, West Virginia (1/15/05)
Blocked Shots.....	0, on five occasions
Turnovers	0, West Virginia (3/10/04)
Fouls.....	2, Connecticut (2/21/05)

Opponent – BIG EAST Team Game Lows (Total)

Points.....	48, Georgetown (3/4/04)*
Field Goals Made	17, Rutgers (1/20/96) *
Field Goals Attempted	40, Syracuse (2/5/05)
Field Goal Percentage	28.1% (18-64), Georgetown (3/4/04)*
3 PT Field Goals Made.....	1, Georgetown (2/7/98)
	1, South Florida (2/15/06)*
3 PT Field Goals Attempted.....	7, Seton Hall (2/5/03)
3 PT Field Goals Percentage	9.5% (2-21), Seton Hall (2/6/99)
Free Throws Made	2, Connecticut (2/12/00)*
Free Throws Attempted	3, Connecticut (2/12/00)*
Free Throw Percentage.....	44.0% (11-25), Pittsburgh (1/6/03)
Total Rebounds.....	22, West Virginia (2/1/06)
Offensive Rebounds	4, West Virginia (2/18/03)
Defensive Rebounds	16, Pittsburgh (1/30/02)*
Assists	6, Syracuse (2/5/05)
Steals.....	1, Connecticut (3/11/04)
Blocked Shots.....	0 on three occasions
Turnovers	4, Syracuse (2/15/03)
Fouls.....	11, Connecticut (3/11/04)

* Indicates game played at the Joyce Center, Notre Dame, Ind.





The Last Time ...

Notre Dame recorded a ...

30-Point win was on 12/29/07 - ND 87, Brown 54 (33 points)*
40-Point win was on 12/8/07 - ND 108, Northern Illinois (46 points)*
50-Point win was on 12/28/06 - ND 101, Rider 51 (50 points)
30-Point loss was on 1/7/99 - ND 62, Villanova 93 (31 points)*

Notre Dame shot ...

60% on FGs was on 12/8/07 - 62.1% (36-58) vs. Northern Illinois (ND 108 - Northern Illinois 62)
65% on FGs was on 1/30/02 - 66.7% (34-51) vs. Pittsburgh (ND 89 - Pittsburgh 76)*
90% on FTs was on 1/5/08 - 90.9% (10-11) vs. Connecticut (ND 73 - Connecticut 67)*

Notre Dame ...

Won 10 games in a row was from 11/24/07 thru 1/5/08 - 10 straight
Won 15 games in a row was from 12/31/53 thru 3/9/54 - 18 straight
Won 20 games in a row never
Lost 5 games in a row was from 1/20/06 thru 2/4/06 - 5 straight
Scored 100 points was on 12/8/07 (ND 108 - Northern Illinois 62)*
- Scored 100 points on the road was on 1/30/07 (ND 103 - Syracuse 91)
- Scored 100 points at a neutral site was on 3/12/78 (ND 100 - Houston 77) (NCAA First Round, Tulsa, OK)
- Scored 100 points and lost was on 3/20/71 (ND 106 - Houston 119) (NCAA Regional Semi-finals at Wichita, KS)
Allowed 100 points was on 1/17/07 vs. Villanova (ND 87 - Villanova 102)
Scored less than 50 points was on 1/6/07 vs. Georgetown (ND 48 - Georgetown 66)
Allowed less than 50 points was on 11/16/07 vs. Monmouth (ND 76 - Monmouth 33)
Played an Overtime Game was on 1/31/08 vs. Providence (ND 81 - Providence 74 - OT)*
- Played in a Multi-Overtime Game was on 3/20/06 vs. Michigan (ND 87 - Michigan 84 - 2OT)
Won on a "last second" shot was on 2/9/03 vs. Pittsburgh (ND 66 - Pittsburgh 64 - Torin Francis layup at 00:00.6)*
Had 5 double figure scorers was on 2/20/07 vs. DePaul (ND 78 - DePaul 54)* Colin Falls 19, Rob Kurz 15, Luke Harangody 13, Tory Jackson 13, Russell Carter 13
Had 6 double figure scorers was on 12/14/03 vs. DePaul (ND 82 - DePaul 69) Jordan Cornette 17, Chris Thomas 13, Colin Falls 12, Torin Francis 12, Chris Quinn 12, Rick Cornett 10
Had 7 double figure scorers never
Had two double-figure rebounders was on 1/5/08 vs. Connecticut (ND 73 - Connecticut 67) Luke Harangody 10, Rob Kurz 10*
Had two players with double-doubles was on 1/5/08 vs. Connecticut (ND 73 - Connecticut 67) Luke Harangody (14 pts, 10 rebs), Rob Kurz (14 pts, 10 rebs)*
Had three players with double-doubles never
Had two 30-point scorers was on 2/18/06 vs. Seton Hall (ND 102 - Seton Hall 91) Chris Quinn - 34, Colin Falls - 32
Had two 20-point scorers was on 1/15/08 vs. Cincinnati (ND 91 - Cincinnati 74) Luke Harangody - 25, Kyle McAlamey - 22*
Had three 20-point scorers was on 3/8/07 vs. Syracuse (ND 89 - Syracuse 83) Russell Carter 24, Luke Harangody 20, Colin Falls 23
Made 10 three-point field goals was on 12/29/07 - 13-32 (40.6%) vs. Brown (ND 87 - Brown 54)*
Committed 10 turnovers or less was on 12/29/07 - 7 turnovers vs. Brown (ND 87 - Brown 54)*
Committed 5 turnovers or less was on 2/21/06 - 4 turnovers vs. Connecticut (ND 74 - Connecticut 75 - OT)
Committed 25 turnovers was on 2/8/00 - 26 turnovers vs. Villanova (ND 69 - Villanova 86)
Forced 25 turnovers was on 11/16/01 - 30 turnovers vs. New Hampshire (ND 95 - New Hampshire 53)

An Irish player had ...

25+ points was on 1/31/08 - Luke Harangody (31) vs. Providence (ND 81 - Providence 74)*
30+ points was on 1/31/08 - Luke Harangody (31) vs. Providence (ND 81 - Providence 74)*
35+ points was on 1/4/06 - Chris Quinn (37) vs. Pittsburgh (ND 97 - Pittsburgh 100 2OT)
40+ points was on 11/28/93 - Monty Williams (42) vs. Valparaiso (ND 96 - Valparaiso 74)*
15 or more rebounds was on 1/3/08 - Luke Harangody (16) vs. West Virginia (ND 74 - West Virginia 56)*
20 rebounds was on 11/22/02 - Torin Francis (20) vs. Bucknell (ND 73 - Bucknell 42)*
a "double-double" was on 1/31/08 - Luke Harangody (31 pts, 14 rebs) vs. Providence (ND 81 - Providence 74)*
a "triple-double" was on 11/16/01 - Chris Thomas (24 pts, 11 ast, 11 steals) vs. New Hampshire (ND 99 - New Hampshire 53)*
20 points and 10 rebounds was on 1/3/08 - Luke Harangody (29 pts, 16 rebs) vs. West Virginia (ND 69 - West Virginia 56)*
20 points and 20 rebounds was on 1/8/01 - Troy Murphy (25 pts, 20 rebs) vs. Seton Hall (ND 76 - Seton Hall 78)
10 assists was on 1/5/08 - Tory Jackson (11) vs. Connecticut (ND 73 - Connecticut 67)*
10 blocks was on 11/17/02 - Jordan Cornette (11) vs. Belmont (ND 76 - Belmont 48)*#
10 steals was on 11/16/01 - Chris Thomas (11) vs. New Hampshire (ND 99, New Hampshire 53)*#

An opposing player had ...

25+ points was on 12/22/07 - Manny Quezada (25), San Francisco (ND 84 - San Francisco 76)*
30+ points was on 3-9-07 - Jeff Green (30), Georgetown (ND 82 - Georgetown 84)
35+ points was on 2/1/03 - Mike Sweetney (38), Georgetown (ND 93 - Georgetown 92 2OT)
40+ points was on 2/8/87 - Danny Manning (40), Kansas (ND 60 - Kansas 70)
15 rebounds was on 3/8/07 - Paul Harris (15), Syracuse (ND 89 - Syracuse 83)
20 rebounds was on 3/8/07 - Terrance Roberts (20), Syracuse (ND 89 - Syracuse 83)
a "double-double" was on 1/19/08 - DaJuan Summers (17 pts, 11 rebs), Georgetown (ND 65 - Georgetown 84)
a "triple-double" was on 2/21/06 - Marcus Williams (18 pts, 10 rebs, 13 asts) Connecticut (ND 74 - Connecticut 75 - OT)
20 points and 10 rebounds was on 3/16/07 - Torrell Martin (20 pts, 11 rebs) Winthrop (ND 64 - Winthrop 74)
20 points and 20 rebounds was on 2/9/02 - Mike Sweetney (35 pts, 20 rebs) Georgetown (ND 116 - Georgetown 111 - 4OT)
10 assists was on 3/16/07 - Michael Jenkins (11), Winthrop (ND 64 - North Carolina 74)
10 blocks was on 1/5/08 - Hasheem Thabeet (10), Connecticut (ND 73 - Connecticut 67)*
10 steals was on 1/29/89 - Mark Macon (11), Temple (ND 64 - Temple 60)*

*indicates Notre Dame home game; #school record; @Joyce Center record





The Last Time In A BIG EAST Game...

Notre Dame Recorded a ...
30-Point win.....never
40-Point win.....never
50-Point win.....never
30-Point loss.....was on 1/7/99 - ND 62, Villanova 93 (31 points)

Notre Dame Shot ...
60% on FGs.....was on 1/6/01 - 60.8% (31-51) vs. Rutgers (ND 87 - Rutgers 80)*
65% on FGs.....was on 1/30/02 - 66.7% (34-51) vs. Pittsburgh (ND 89 - Pittsburgh 76)*
90% on FTs.....was on 1/20/06 - 92.3% (12-13) vs. Marquette (ND 65 - Marquette 67)

Notre Dame ...
Won 5 BIG EAST games in a rowwas from 2/15/07 thru 3/3/07 (5 straight)
Won 10 BIG EAST games in a rownever
Lost 5 BIG EAST games in a rowwas from 1/20/06 thru 2/4/04 (5 straight)
Scored 100 points.....was on 1/30/07 (ND 103 - Syracuse 91)
- Scored 100 points on the roadwas on 1/30/07 (ND 103 - Syracuse 91)
- Scored 100 points on the neutral site.....never
- Scored 100 points and lost.....never
Allowed 100 points.....was on 1/17/07 vs. Villanova (ND 87 - Villanova 102)
Scored less than 50 points.....was on 1/6/07 vs. Georgetown (ND 48 - Georgetown 66)
Allowed less than 50 points.....was on 3/4/04 vs. Georgetown (ND 61 - Georgetown 48)*
Played an Overtime Game.....was on 1/31/08 vs. Providence (ND 81 - Providence 74 - OT)*
- Played in a Multi-Overtime Game.....was on 1/24/06 vs. Georgetown (ND 82 - Georgetown 85 - 2OT)*
Won on a "last second" shot.....was on 2/9/03 vs. Pittsburgh (ND 66 - Pittsburgh 64 - Torin Francis layup at 00:00.6)*
Had 5 double figure scorers . was on 2/20/07 vs. DePaul (ND 78- DePaul 54)* - Colin Falls 19, Rob Kurz 15, Luke Harangody 13, Tory Jackson 13, Russell Carter 13
Had 6 double figure scorersnever
Had 7 double figure scorersnever
Had two double figure rebounderswas on 1/5/08 vs. Connecticut (ND 76 - Connecticut 63) - Luke Harangody 10, Rob Kurz 10*
Had two players with double-doubles.....was on 1/5/08 vs. Connecticut (ND 76 - Connecticut 63) - Luke Harangody (14 pts, 10 rebs), Rob Kurz (14 pts, 10 rebs)*
Had three players with double-doublesnever
Had two 30-point scorers.....was on 2/18/06 vs. Seton Hall (ND 102 - Seton Hall 91) - Chris Quinn - 34, Colin Falls - 32
Had two 20-point scorers.....was on 1/26/08 vs. Villanova (ND 90 - Villanova 80) - Kyle McAlarney - 30, Luke Harangody - 25
Had three 20-point scorers.....was on 3/8/07 vs. Syracuse (ND 89 - Syracuse 83) - Russell Carter 24, Luke Harangody 20, Colin Falls 23
Made 10 three-point field goals.....was on 3/9/07 - 10-26 (38.5%) vs. Georgetown (ND 82 - Georgetown 84)
Committed 10 turnovers or less.....was on 3/3/07 - 9 turnovers vs. Rutgers (ND 73- Rutgers 66)
Committed 5 turnovers or less.....was on 2/21/06 - 4 turnovers vs. Connecticut (ND 74 - Connecticut 75 - OT)
Committed 25 turnovers.....was on 2/8/00 - 26 turnovers vs. Villanova (ND 69 - Villanova 86)
Forced 25 turnoversnever

An Irish player had ...
25+ points.....was on 1/31/08 - Luke Harangody (31) vs. Providence (ND 81 - Providence 74)*
30+ points.....was on 1/31/08 - Luke Harangody (31) vs. Providence (ND 81 - Providence 74)*
35+ points.....was on 1/4/06 - Chris Quinn (37) vs. Pittsburgh (ND 97 - Pittsburgh 100 - 2OT)
40+ points.....never
15 or more rebounds.....was on 1/3/08 - Luke Harangody (16) vs. West Virginia (ND 69 - West Virginia 56)*
20 rebounds.....was on 1/8/01 - Troy Murphy (20) vs. Seton Hall (ND 76 - Seton Hall 78)
a "double-double".....was on 1/31/08 - Luke Harangody (31 pts, 14 rebs) vs. Providence (ND 81 - Providence 74)*
a "triple-double"never
20 points and 10 rebounds.....was on 1/26/08 vs. Villanova (ND 90 - Villanova 80) - Luke Harangody (25 pts, 10 rebs)
20 points and 20 rebounds.....was on 1/8/01 - Troy Murphy (25 pts, 20 rebs) vs. Seton Hall (ND 76 - Seton Hall 78)
10 assists.....was on 1/5/08 - Tory Jackson (11) vs. Connecticut (ND 73 - Connecticut 67)*
10 blocksnever
10 stealsnever

An opposing player had ...
25+ points.....was on 2/8/07 - Wilson Chandler (25), DePaul (ND 66 - DePaul 67)
30+ points.....was on 3/9/07 - Jeff Green (30), Georgetown (ND 82 - Georgetown 84)
35+ points.....was on 2/1/03 - Mike Sweetney (38), Georgetown (ND 93 - Georgetown 92 - 2OT)
40+ points.....never
15 rebounds.....was on 2/3/07 - McHugh Mattis (16), South Florida (ND 63 - South Florida 69)
20 rebounds.....was on 3/8/07 - Terrance Roberts (20), Syracuse (ND 89 - Syracuse 83)
a "double-double".....was on 1/19/08 - DaJuan Summers (17 pts, 11 rebs), Georgetown (ND 65 - Georgetown 84)
a "triple-double"was on 2/21/06 - Marcus Williams (18 pts, 10 rebs, 13 asts), Connecticut (ND 74 - Connecticut 75 - OT)
20 points and 10 rebounds.....was on 3-9-07 - Jeff Green (30 pts, 12 rebs), Georgetown (ND 82 - Georgetown 84)
20 points and 20 rebounds.....was on 2/9/02 - Mike Sweetney (35 pts, 20 rebs), Georgetown (ND 116 - Georgetown 111 - 4OT)
10 assists.....was on 2/21/05 - Marcus Williams (12), Connecticut (ND 74 - Connecticut 88)
10 blocks.....was on 1/5/08 - Hasheem Thabeet (10), Connecticut (ND 73 - Connecticut 67)*
10 stealsnever

Note: Notre Dame began playing as a member of the BIG EAST Conference in 1995-96.
* indicates Notre Dame home game; @ indicates Joyce Center record; # indicates school record





Rob Kurz #31

Forward • Senior • 6-9 • 232
Lower Gwynedd, Pa. (Penn Charter)

SENIOR SEASON (2007-08):

Has started all 19 contests for the Irish this season, has scored in double figures in 14 games and grabbed 10-plus boards in eight contests ... was 6-6 from the free throw line, making key baskets in the final minutes of play vs. Providence (1/31) ... registered sixth double-double of the season with 17 points and 10 rebounds vs. Cincinnati (1/15) ... finished with 14 points and 10 boards vs. Connecticut (1/5) ... matched career-high 13 rebounds against West Virginia (1/3) ... recorded third double-double of the season vs. Brown (12/29) as he finished with 15 points and 11 boards ... posted second back-to-back double-double of his career when he finished with season-high 23 points and grabbed a career-high 13 boards against North Florida (12/31) ... had team high 17 points against Northern Illinois (12/8) ... netted a season high 20 points against Colgate (11/26) ... also brought down 10 rebounds against the Raiders to mark his second double-double of the season ... grabbed season high 11 rebounds vs. Youngstown State (11/24) ... played season high 31 minutes vs. Georgia Tech (11/19) ... was 3-of-5 behind the arc against the Yellow Jackets ... was perfect from the line (6-6) against Tech ... recorded 15 points against Monmouth in only 24 minutes of play (11/16) ... played 28 minutes vs. Long Island in season opener with a season high 19 points (11/12) ... recorded first double-double of the season (12th of career) ... was 8-of-12 from the field, tying career high eight field goals ... also finished with 10 rebounds vs. the Blackbirds ... recorded four blocked shots against Long Island, another season-high ... BIG EAST Weekly Honor Roll (12/31).

Career Stats vs. The BIG EAST

Opponent	G-GS	Min.	FG-FGA	3Pt FG-FGA	FT-FTA	Reb.	A	PF	BS	ST	Pts.
Cincinnati	2-2	61/30.5	5-14	1-3	11-14	17/8.5	3	6	1	1	22/11.0
Connecticut	3-1	58/19.3	7-17	4-5	2-4	17/5.7	1	6	2	2	20/6.7
DePaul	4-2	112/28.0	15-24	7-8	5-8	25/6.3	7	7	4	3	42/10.5
Georgetown	6-5	159/26.5	13-35	4-11	21-21	36/6.0	6	14	4	5	48/8.0
Louisville	2-1	47/23.5	2-11	1-4	8-10	13/6.5	7	8	3	0	13/6.5
Marquette	4-3	105/26.3	9-25	2-10	5-7	16/4.0	2	7	3	2	27/6.8
Pittsburgh	1-0	15/15.0	2-2	0-0	2-2	2/2.0	0	3	0	0	6/6.0
Providence	5-3	107/21.4	12-31	1-7	11-18	26/5.2	5	11	8	2	39/7.8
Rutgers	2-1	40/20.0	5-9	1-1	4-5	8/4.0	3	5	1	0	15/7.5
St. John's	1-1	27/27.0	1-8	0-3	5-6	9/9.0	0	3	2	1	7/7.0
Seton Hall	2-1	46/23.0	5-7	1-2	15-19	10/5.0	2	6	3	0	26/13.0
South Florida	3-1	75/25.0	8-16	3-3	12-14	22/7.3	1	7	7	2	31/10.3
Syracuse	2-2	53/26.5	5-17	1-2	12-15	11/5.5	1	2	2	1	17/8.5
Villanova	4-4	98/24.5	10-26	2-8	11-14	25/6.3	1	12	2	3	33/8.3
West Virginia	4-2	77/19.3	3-10	0-0	10-13	25/6.3	2	5	3	0	16/4.0

Career Highs

Points.....25 vs. Lehigh (11-27-06)
Field Goals8 vs. Lafayette (11-20-05) and Long Island (11-12-07)
Field Goals Attempted.....13 vs. Alabama (12-7-06) and DePaul (2-8-07)
Field-Goal Percentage.....1.000 on four occasions
Three-Point Field Goals3 on four occasions
Three-Point Field Goals Attempted.....5 on 3 occasions
Three-Point Field Goal Percentage.....1.000 on 10 occasions
Free Throws12 vs. Lehigh (11-27-06)
Free Throws Attempted.....13 vs. Lehigh (11-27-06) and Rider (12-28-06)
Free-Throw Percentage.....1.000 on 27 occasions
Rebounds.....13 vs. North Florida (12-31-07) and West Virginia (1-3-08)
Assists.....7 vs. Elon (12-16-06)
Blocked Shots.....5 vs. Wofford (12-30-05)
Steals.....3 on four occasions
Minutes.....43 vs. Georgetown (1-24-06)

Season Stats

Opp.	Min.	Total			Rebounds			PF	A	TO	BLK	Stl.	Pts.			
		FG-FGA	Pct.	3FG-FGA	Pct.	FT-FTA	Pct.							Off.	Def.	Total
Long Island (S)	28	8-12	.667	1-3	.333	2-2	1.000	2	8	10	2	3	0	4	0	19
Monmouth (S)	24	5-9	.556	1-1	1.000	4-7	.571	2	3	5	2	3	4	1	0	15
Baylor (S)	27	2-11	.182	2-4	.500	7-8	.875	1	4	5	4	0	2	0	1	13
Georgia Tech (S)	31	3-6	.500	3-5	.600	6-6	1.000	2	3	5	4	4	3	2	1	15
Youngstown State (S)	26	3-5	.600	0-0	.000	2-3	.667	1	10	11	2	4	0	2	0	8
Colgate (S)	28	7-10	.700	0-2	.000	6-6	1.000	5	5	10	2	4	2	1	1	20
Eastern Michigan (S)	27	2-5	.400	0-0	.000	3-7	.429	2	4	6	3	4	2	3	0	7
Kansas State (S)	21	3-5	.600	0-1	.000	0-0	.000	0	3	3	2	0	4	1	1	6
Northern Illinois (S)	19	4-7	.571	2-2	1.000	7-8	.875	1	5	6	3	2	1	0	0	17
San Francisco (S)	29	5-9	.556	1-2	.500	1-1	1.000	2	6	8	2	3	1	0	3	12
Brown (S)	26	5-10	.500	0-2	.000	5-5	1.000	3	8	11	2	1	1	1	1	15
North Florida (S)	32	7-11	.636	3-5	.600	6-8	.750	3	10	13	4	4	3	1	2	23
West Virginia (S)	35	1-5	.200	0-0	.000	6-6	1.000	4	9	13	2	1	4	2	0	8
Connecticut (S)	31	5-12	.417	2-3	.667	2-2	1.000	5	5	10	4	1	2	2	1	14
Marquette (S)	25	3-8	.375	2-6	.333	3-4	.750	1	5	6	2	1	4	0	1	11
Cincinnati (S)	32	4-11	.363	1-3	.333	8-9	.889	4	6	10	3	3	2	1	1	17
Georgetown (S)	32	1-6	.167	0-2	.000	6-6	1.000	2	4	6	4	2	0	0	1	8
Villanova (S)	31	3-7	.429	2-5	.400	4-4	1.000	1	3	4	3	1	4	0	0	12
Providence (S)	30	2-8	.250	1-4	.250	6-6	1.000	2	5	7	4	4	2	3	1	11

Career Statistics

YEAR	G-S	MIN/AVG	FG-FGA	PCT.	3-Point			FT-FTA	PCT.	Rebounds				AST.	STL	BLK	PF-D	PTS/AVG
					FG-FGA	PCT.	PCT.			O	D	TOT	AVG.					
2004-05	14-0	66/4.7	5-14	.357	1-3	.333	8-14	.571	8	8	16	1.1	3	1	2	9-1	19/1.4	
BIG EAST	4-0	4/1.0	0-0	.000	0-0	.000	0-0	.000	0	0	0	0.0	0	0	0	0-0	0/0.0	
2005-06	30-12	638/21.3	61-131	.466	11-25	.440	58-75	.773	55	97	152	5.1	19	15	26	76-3	191/6.4	
BIG EAST	16-5	339/21.2	32-71	.451	6-13	.462	33-44	.750	25	50	75	4.7	6	7	11	37-1	103/6.5	
2006-07	31-30	868/28.0	113-226	.500	21-49	.429	145-179	.810	94	154	248	8.0	53	24	46	85-1	392/12.6	
BIG EAST	15-14	434/28.9	45-107	.421	10-25	.400	56-77	.727	43	64	107	7.1	19	6	23	41-0	156/10.4	
2007-08	19-19	534/28.1	73-157	.465	21-50	.420	84-98	.857	43	106	149	7.8	45	15	24	54-0	251/13.2	
BIG EAST	7-7	216/30.9	19-57	.333	8-23	.348	35-37	.946	19	37	56	8.0	13	5	8	22-0	81/11.6	
TOTALS	94-61	2106/22.4	252-528	.477	54-127	.425	295-366	.806	200	365	565	6.0	120	55	98	224-5	853/9.1	
BIG EAST	42-26	993/23.6	96-235	.409	24-61	.393	124-158	.785	87	151	238	5.7	38	18	42	100-1	340/8.1	





Ryan Ayers #42

Guard/Forward • Junior • 6-7 • 210
Blue Bell, Pa. (Germantown Academy)

JUNIOR SEASON (2007-08):

Started the first 17 games of the season ... has back-to-back games with double figure scoring (10, 10) ... knocked down key three point basket in overtime to surge Notre Dame ahead of Providence (1/31) ... once again came off the bench and made immediate impact, scoring for the Irish on his first possession out ... came off the bench against Villanova (1/26) and scored 10 points as he netted double figures for the sixth time ... netted seven points and grabbed four rebounds vs. Cincinnati (1/15) in 30 minutes ... knocked down two free-throws near the end of the second half to seal win over Connecticut (1/5) ... registered second double-figure scoring effort of the season (and third of his career) against Eastern Michigan (12/1) when he finished with 12 points, hitting 4-5 shots from the field, including 3-4 from three-point range ... finished with 11 points against Northern Illinois ... matched career-high with three assists vs. Youngstown State (11/24) ... netted a personal-best 13 points and five field goals against Monmouth (11/16) in addition to grabbing a career-high seven rebounds ... posted season-high 32 minutes against the Hawks ... matched career-high of 13 points against Brown (12/29) and also grabbed six boards ... followed that up with the first back-to-back double-figure scoring effort of his career when he finished with 10 points and six boards vs. North Florida (12/31) ... made first career season-opener start with the Irish against Long Island (11/12) and second of his career ... netted seven points and grabbed four rebounds vs. Cincinnati (1/15) in 30 minutes ... scored eight or more points in nine games.

Career Stats vs. The BIG EAST

Opponent	G-GS	Min.	FG- FGA	3Pt FG- FGA	FT- FTA	Reb.	A	PF	BS	ST	Pts.
Cincinnati	2-1	60/30.0	6-6	5-5	2-4	5/2.5	1	1	1	1	19/9.5
Connecticut	1-1	32/32.0	1-6	1-4	2-2	3/3.0	0	2	0	1	5/5.0
DePaul	3-0	28/9.3	2-4	2-4	0-0	3/3.0	1	0	0	0	3/1.0
Georgetown	3-1	37/12.3	1-5	1-5	1-2	2/0.7	1	1	0	2	4/1.3
Louisville	1-0	3/3.0	0-0	0-0	0-0	0/0.0	0	1	0	0	0/0.0
Marquette	4-1	18/10.3	1-6	0-4	2-2	4/1.0	1	2	0	3	4/1.0
Pittsburgh	1-0	6/6.0	0-0	0-0	0-0	0/0.0	0	1	0	0	0/0.0
Providence	3-1	57/19.0	5-9	3-5	2-3	5/1.7	2	4	0	2	15/5.0
Rutgers	2-0	13/6.5	2-3	2-3	0-0	1/0.5	0	1	0	0	6/3.0
St. John's	0-0	0/0.0	0-0	0-0	0-0	0/0.0	0	0	0	0	0/0.0
Seton Hall	2-0	17/8.5	2-2	2-2	0-0	1/0.5	1	0	0	0	6/3.0
South Florida	2-0	21/10.5	2-6	1-3	0-1	4/2.0	0	0	0	2	5/2.5
Syracuse	2-0	20/10.0	2-5	1-4	2-2	1/0.5	0	3	1	0	7/3.5
Villanova	3-0	37/12.3	4-8	4-8	6-9	6/2.0	1	2	1	3	18/6.0
West Virginia	3-1	41/13.7	3-5	3-5	2-2	5/1.7	0	1	1	0	11/3.7

Career Highs

Points.....13 vs. Monmouth (11-16-07) and Brown (12-29-07)
 Field Goals5 vs. Monmouth (11-16-07) and Brown (12-29-07)
 Field Goals Attempted..... 11 vs. Brown (12-29-07)
 Field-Goal Percentage..... 1.000 on six occasions
 Three-Point Field Goals4 vs. Cincinnati (2-18-07)
 Three-Point Field Goals Attempted..... 7 vs. San Francisco (12-22-07)
 Three-Point Field Goal Percentage..... 1.000 on eight occasions
 Free Throws4 vs. Villanova (1-26-08)
 Free Throws Attempted.....6 vs. Villanova (1-26-08)
 Free-Throw Percentage.....1.000 on eight occasions
 Rebounds..... 7 vs. Winston-Salem St. (11-29-06) and Monmouth (11-16-07)
 Assists..... 3 on three occasions
 Blocked Shots......2 vs. Monmouth (11-16-07)
 Steals......5 vs. Winthrop (3-16-07)
 Minutes......36 vs. West Virginia (1-3-08) and Providence (1-31-08)


Season Stats

Opp.	Min.	Total			Rebounds			PF	A	TO	BLK	Stl.	Pts.			
		FG-FGA	Pct.	3FG-FGA	Pct.	FT-FTA	Pct.							Off.	Def.	Total
Long Island (S)	24	3-8	.375	2-4	.500	0-0	.000	0	4	4	3	1	0	1	8	
Monmouth (S)	32	5-6	.833	3-4	.750	0-0	.000	2	5	7	0	3	1	2	0	13
Baylor (S)	27	3-6	.500	3-5	.600	0-0	.000	1	2	3	3	1	1	0	0	9
Georgia Tech (S)	18	1-3	.333	1-2	.500	0-0	.000	1	1	2	0	0	0	0	1	3
Youngstown State (S)	26	2-8	.250	2-5	.400	0-0	.000	2	1	3	1	3	2	0	1	6
Colgate (S)	20	3-7	.429	1-4	.250	2-2	1.000	0	2	2	1	0	1	0	1	9
Eastern Michigan (S)	27	4-5	.800	3-4	.750	1-1	1.000	0	1	1	0	0	0	0	0	12
Kansas State (S)	30	2-8	.250	1-2	.500	0-1	.000	1	2	3	2	2	0	1	2	5
Northern Illinois (S)	19	4-6	.667	2-4	.500	1-3	.333	1	3	4	1	3	0	0	1	11
San Francisco (S)	29	3-8	.375	3-7	.429	0-0	.000	0	3	3	0	0	1	1	0	9
Brown (S)	20	5-11	.455	3-6	.500	0-0	.000	4	2	6	3	2	0	1	0	13
North Florida (S)	28	3-6	.500	2-4	.500	2-2	1.000	1	5	6	1	2	2	1	2	10
West Virginia (S)	36	2-4	.500	2-4	.500	2-2	1.000	0	5	5	1	0	2	1	0	8
Connecticut (S)	32	1-6	.167	1-4	.250	2-2	1.000	0	3	3	2	0	1	0	1	5
Marquette (S)	23	0-3	.000	0-2	.000	0-0	.000	0	2	2	1	1	0	0	1	0
Cincinnati (S)	30	2-2	1.000	1-1	1.000	2-4	.500	1	3	4	0	1	1	0	1	7
Georgetown (S)	23	1-4	.250	1-4	.250	1-2	.500	0	2	2	1	1	0	0	1	4
Villanova	18	2-3	.667	2-3	.667	4-6	.667	1	4	5	1	1	1	0	3	10
Providence	36	3-5	.600	2-4	.500	2-3	.667	0	3	3	2	1	1	0	1	10

Career Statistics

YEAR	G-S	MIN/AVG	FG-FGA	PCT.	3-Point			FT-FTA	PCT.	Rebounds				AST.	STL	BLK	PF-D	PTS/AVG
					FG-FGA	PCT.	FT-FTA			O	D	TOT	AVG.					
2005-06	18-0	123/6.8	6-22	.273	3-12	.250	4-4	1.000	3	9	12	0.7	3	3	2	11-0	19/1.1	
BIG EAST	8-0	27/3.4	2-5	.400	1-2	.500	0-0	.000	0	1	1	0.3	0	3	0	5-0	5/0.6	
2006-07	30-1	358/11.9	28-67	.418	18-48	.375	14-18	.778	9	32	41	1.4	13	15	5	29-0	88/2.9	
BIG EAST	15-1	175/11.7	18-30	.600	15-25	.600	6-8	.750	2	11	13	0.9	3	3	3	12-0	57/3.8	
2007-08	19-17	501/26.4	49-109	.450	35-73	.479	19-28	.679	15	53	68	3.6	22	17	8	23-0	152/8.0	
BIG EAST	7-5	199/28.4	11-27	.407	9-22	.409	13-19	.684	2	22	24	3.4	5	8	1	8-0	34/6.3	
TOTAL	66-18	944/14.3	80-193	.415	54-129	.419	35-47	.745	27	91	118	1.8	37	34	15	61-0	249/3.8	
BIG EAST	30-5	401/13.4	31-62	.500	25-49	.510	19-27	.704	4	34	38	1.3	8	14	4	25-0	106/3.5	





Zach Hillesland #33
Forward • Junior • 6-9 • 233
Toledo, Ohio (St. John's Jesuit)

JUNIOR SEASON (2007-08):

Made sixth career start and second of the season against Providence (1/31) ... started the first game of the season and fifth of his career against Villanova (1/26) ... finished with four points and six rebounds ... has grabbed five or more rebounds in 12 of the 17 contests he has played ... brought down seven defensive rebounds in 18 minutes of play against Georgetown (1/21) ... missed the North Florida game (12/31) after suffering sprained ankle in previous outing vs. Brown ... matched season-high with four assists vs. Brown (12/29) ... scored eight points and grabbed four rebounds against San Francisco (12/22) as he matched a career-best six free throws from the line ... was 6-of-8 from the line vs. Northern Illinois, matching a career record six free throws (12/8) ... followed Georgia Tech performance with a 10-point performance vs. Youngtown State (11/24) to record first back-to-back double-figure scoring effort of his career ... netted 12 points for the Irish against Georgia Tech (11/19) while playing a season-high 27 minutes ... finished with nine points and six rebounds in win over Monmouth (11/16) ... grabbed a season-high nine rebounds versus scored eight points and grabbed a season-high seven rebounds vs. Long Island (11/12).

Opponent	G-GS	Min.	FG-FGA	3Pt. FG-FGA	FT-FTA	Reb.	A	PF	BS	ST	Pts.
Cincinnati	2-0	32/16.0	3-7	0-0	4-6	6/3.0	5	9	0	1	10/5.0
Connecticut	1-0	19/19.0	1-4	0-0	0-0	5/5.0	1	3	0	0	2/2.0
DePaul	2-0	32/16.0	2-6	0-0	0-0	4/2.0	5	4	1	2	4/2.0
Georgetown	3-0	54/18.0	5-9	0-0	3-4	16/5.3	1	6	0	3	13/4.3
Louisville	1-0	9/9.0	2-2	0-0	2-3	2/2.0	1	0	0	1	6/6.0
Marquette	3-0	44/14.7	2-6	0-0	3-8	7/2.3	4	7	2	1	9/3.0
Pittsburgh	1-0	1/1.0	0-0	0-0	0-0	0/0.0	0	0	0	0	0/0.0
Providence	3-1	63/21.0	10-16	0-0	1-5	11/3.7	5	5	0	2	21/7.0
Rutgers	2-0	23/11.5	2-4	0-0	0-0	8/4.0	3	4	0	0	4/2.0
St. John's	1-0	32/32.0	3-8	0-0	0-3	6/6.0	1	2	0	1	6/6.0
Seton Hall	2-0	25/12.5	6-10	0-0	0-1	10/5.0	8	1	1	2	12/6.0
South Florida	2-1	40/20.0	5-8	0-0	3-4	6/3.0	6	5	3	1	13/6.5
Syracuse	2-1	47/23.5	6-10	0-0	6-6	14/7.0	7	6	2	2	18/9.0
Villanova	3-1	65/21.6	2-11	0-0	6-9	15/5.0	6	11	1	2	10/3.3
West Virginia	2-0	34/17.0	3-4	0-0	1-2	6/3.0	6	2	0	0	7/3.5

Career Highs

Points.....14 vs. Syracuse (1-30-07) and Providence (2-15-07)
 Field Goals 7 vs. Providence (2-15-07)
 Field Goals Attempted.....11 vs. Providence (2-15-07)
 Field-Goal Percentage.....1.000 on nine occasions
 Three-Point Field Goals —
 Three-Point Field Goals Attempted.....1 vs. Villanova (1-26-08)
 Three-Point Field Goal Percentage..... —
 Free Throws6 on three occasions
 Free Throws Attempted..... 8 vs. Northern Illinois (12-8-07) and San Francisco (12-22-07)
 Free-Throw Percentage.....1.000 on eight occasions
 Rebounds12 vs. IPFW (11-10-06)
 Assists8 vs. Seton Hall (1-14-07)
 Blocked Shots.....2 vs. South Florida (1-21-07)
 Steals3 vs. Lafayette (11-14-06) and Northern Illinois (12-8-07)
 Minutes 34 vs. Syracuse (1-30-07) and Providence (2-15-07)

Season Stats

Opp.	Min.	Total			Rebounds			PF	A	TO	BLK	Stl.	Pts.			
		FG-FGA	Pct.	3FG-FGA	Pct.	FT-FTA	Pct.							Off.	Def.	Total
Long Island	24	4-9	.444	0-0	.000	0-1	.000	2	5	7	1	3	1	1	8	
Monmouth	15	3-6	.500	0-0	.000	3-3	1.000	3	3	6	1	0	2	0	2	9
Baylor	16	1-3	.333	0-0	.000	1-2	.500	2	3	5	1	1	1	0	0	3
Georgia Tech	27	4-5	.800	0-0	.000	4-6	.667	1	4	5	4	2	4	0	2	12
Youngstown State	18	4-5	.800	0-0	.000	2-3	.667	3	2	5	3	3	4	2	1	10
Colgate	18	0-3	.000	0-0	.000	4-4	1.000	2	2	4	3	2	2	0	0	4
Eastern Michigan	24	2-3	.667	0-0	.000	0-0	.000	2	4	6	0	1	0	0	0	4
Kansas State	22	0-4	.000	0-0	.000	0-0	.000	5	4	9	1	2	0	1	1	0
Northern Illinois	16	1-3	.333	0-0	.000	6-8	.750	0	5	5	1	4	1	0	3	8
San Francisco	22	1-1	1.000	0-0	.000	6-8	.750	0	4	4	3	1	2	1	2	8
Brown	20	2-4	.500	0-0	.000	0-0	.000	1	4	5	3	4	1	0	0	4
North Florida	DNP-Inj.															
West Virginia	20	2-3	.667	0-0	.000	1-2	.500	0	3	3	2	3	5	0	0	5
Connecticut	19	1-4	.250	0-0	.000	0-0	.000	1	4	5	3	1	1	0	0	2
Marquette	22	0-3	.000	0-0	.000	2-4	.500	0	2	2	3	2	2	1	0	2
Cincinnati	13	0-2	.000	0-0	.000	3-4	.750	1	2	3	4	2	0	0	0	3
Georgetown	18	1-3	.333	0-0	.000	2-2	1.000	0	7	7	3	1	1	0	0	4
Villanova (S)	28	1-4	.250	0-0	.000	0-0	.000	0	6	6	4	4	3	0	1	2
Providence (S)	27	3-5	.600	0-0	.000	1-2	.500	2	1	3	2	2	3	0	0	7

Career Statistics

YEAR	G-S	MIN/AVG	FG-FGA	PCT.	3-Point			FT-FTA	PCT.	Rebounds					PF-D	PTS/AVG	
					FG-FGA	PCT.	FT-FTA			O	D	TOT	AVG.	AST.			STL
2005-06	13-0	29/2.2	3-6	.500	0-0	.000	2-2	1.000	0	3	3	0.2	3	0	0	5-0	8/0.6
BIG EAST	5-0	7/1.4	1-1	1.000	0-0	.000	0-0	.000	0	0	0	0.0	1	0	0	1-0	2/0.4
2006-07	32-4	628/19.6	70-121	.579	0-0	.000	44-76	.579	41	112	153	4.8	71	33	13	81-1	184/5.8
BIG EAST	16-2	339/21.2	40-76	.526	0-0	.000	20-36	.556	21	60	81	5.1	42	14	8	44-1	100/6.3
2007-08	18-2	367/20.4	30-71	.423	0-1	.000	35-49	.714	25	65	90	5.0	38	13	6	42-0	95/5.3
BIG EAST	7-2	147/21.0	8-25	.320	0-1	.000	9-14	.643	4	25	29	4.1	15	1	1	21-0	25/3.6
TOTALS	63-6	1024/16.3	103-198	.520	0-1	.000	81-127	.638	66	180	246	3.9	112	46	19	128-1	287/4.6
BIG EAST	28-4	493/17.6	49-102	.480	0-1	.000	29-50	.580	25	85	110	3.9	58	15	9	66-1	127/4.5





Kyle McAlarney #23

Guard • Junior • 6-0 • 196
Staten Island, N.Y. (Moore Catholic)

JUNIOR SEASON (2007-08):

Logged career high 42 minutes vs. Providence in 19th consecutive start of the season ... named BIG EAST Player of the Week (1/28) after finishing with second 30-plus point performance of the season when he scored 30 points in win over Villanova (1/26) ... recorded career-high 32 points in win over Connecticut (1/5) ... played 30-plus minutes in 17 of 18 games ... notched nine assists to lead the team against West Virginia (1/3) ... his seven game double-figure scoring streak — which was halted by North Florida (12/31) — was the longest of his career ... topped 20-plus point mark for the fifth time this season with 22 points vs. Cincinnati (1/15) ... reached double figures for the sixth straight game versus San Francisco (12/22) as he finished with 14 points ... scored Notre Dame's final nine points and finished with 18 points against Kansas State (12/4) ... named to the BIG EAST Weekly Honor Roll (12/3) ... recorded third consecutive 20-plus point outing vs. Eastern Michigan (12/1) hitting 8-10 from the field and 5-7 from beyond the arc ... set career-high 25 points, just two days after 23-point contest against Colgate (11/26) ... was 7-of-10 from behind the arc against the Raiders ... scored 23 points on 5-10 shooting from three-point range vs. Youngstown State (11/24) ... played 39 minutes against Baylor, a then career high (11/18) ... posted 13 points against Monmouth (11/16).

Opponent	G-GS	Min.	FG- FGA	3Pt. FG- FGA	FT- FTA	Reb.	A	PF	BS	ST	Pts.
Cincinnati	1-1	39/39.0	7-10	5-8	3-4	1/1.0	3	0	0	0	22/22.0
Connecticut	2-2	48/24.0	14-21	6-8	0-1	5/2.5	7	2	0	0	34/17
DePaul	2-0	32/16.0	3-7	2-5	0-0	3/1.5	2	2	0	0	8/4.0
Georgetown	3-1	62/20.7	5-22	2-12	0-0	2/1.0	2	3	0	2	12/4.0
Louisville	1-1	33/33.0	2-7	2-6	2-2	3/3.0	4	3	0	0	8/8.0
Marquette	3-3	106/35.3	12-27	5-14	1-1	9/3.0	13	6	0	3	30/10.0
Pittsburgh	1-0	18/18.0	1-2	1-2	0-0	1/1.0	1	5	0	0	3/3.0
Providence	3-2	101/33.7	10-21	8-13	3-3	9/3.0	11	2	0	1	31/10.3
Rutgers	1-1	34/34.0	2-6	2-6	0-0	2/2.0	8	1	0	2	6/6.0
St. John's	0-0	0/0.0	0-0	0-0	0-0	0/0.0	0	0	0	0	0/0.0
Seton Hall	1-1	15/15.0	0-0	0-0	0-0	2/2.0	4	2	0	0	0/0.0
South Florida	1-1	26/26.0	1-4	1-3	3-4	1/0.0	2	0	0	1	6/6.0
Syracuse	1-0	20/20.0	1-3	1-2	0-0	3/3.0	3	0	0	0	3/3.0
Villanova	2-1	60/30.0	13-23	8-14	9-10	3/1.5	5	4	0	1	43/21.5
West Virginia	2-1	65/32.5	4-13	2-6	0-0	2/2.0	12	0	0	1	10/5.0

Career Highs

Points.....	32 vs. Connecticut (1-5-08)
Field Goals	13 vs. Connecticut (1-5-08)
Field Goals Attempted.....	19 vs. Connecticut (1-5-08)
Field-Goal Percentage.....	1.000 on three occasions
Three-Point Field Goals	7 vs. Rider (12-28-06) and Colgate (11-26-07)
Three-Point Field Goals Attempted.....	10 on three occasions
Three-Point Field Goal Percentage.....	1.000 on three occasions
Free Throws	6 on three occasions
Free Throws Attempted.....	8 vs. Youngstown State (11-24-07)
Free-Throw Percentage.....	1.000 on 15 occasions
Rebounds	5 vs. Kansas State (12-4-07)
Assists	12 vs. Lafayette (11-14-06)
Blocked Shots.....	1 vs. IPFW (12-18-05)
Steals	3 vs. Vanderbilt (3-15-06) and Portland (12-19-06)
Minutes	42 vs. Providence (1-31-08)

Season Stats

Opp.	Min.	Total			Rebounds			PF	A	TO	BLK	Stl.	Pts.			
		FG-FGA	Pct.	3FG-FGA	Pct.	FT-FTA	Pct.							Off.	Def.	Total
Long Island (S)	32	2-5	.400	1-3	.333	2-2	1.000	0	1	1	2	7	2	0	7	
Monmouth (S)	30	5-12	.417	3-9	.333	0-0	.000	1	3	4	0	3	3	0	13	
Baylor (S)	39	1-11	.091	1-4	.250	0-1	.000	0	4	4	4	3	2	0	3	
Georgia Tech (S)	36	3-8	.375	1-4	.250	0-0	.000	1	1	2	1	4	3	0	7	
Youngstown State (S)	33	6-13	.462	5-10	.500	6-8	.750	0	1	1	1	3	2	0	1	23
Colgate (S)	32	8-12	.667	7-10	.700	2-2	1.000	0	2	2	0	5	0	0	1	25
Eastern Michigan (S)	34	8-10	.800	5-7	.714	0-0	.000	0	1	1	2	4	2	0	1	21
Kansas State (S)	36	6-13	.462	2-5	.400	4-4	1.000	1	4	5	2	2	2	0	2	18
Northern Illinois (S)	27	6-10	.600	5-9	.556	0-0	.000	1	1	2	0	1	0	0	1	17
San Francisco (S)	37	3-10	.300	2-6	.333	6-7	.857	0	2	2	1	2	2	0	2	14
Brown (S)	30	4-11	.363	4-10	.400	0-0	.000	0	1	1	0	3	1	0	2	12
North Florida (S)	38	2-11	.182	1-9	.111	4-6	.667	0	2	2	0	2	1	0	1	9
West Virginia (S)	38	3-11	.273	1-4	.250	0-0	.000	0	1	1	0	9	1	0	1	7
Connecticut (S)	38	13-19	.684	6-7	.857	0-1	.000	0	4	4	1	5	0	0	0	32
Marquette (S)	33	3-8	.375	2-6	.333	0-0	.000	1	0	1	0	1	6	0	0	8
Cincinnati (S)	39	7-10	.700	5-8	.625	3-4	.750	0	1	1	0	3	5	0	0	22
Georgetown (S)	35	4-15	.267	2-8	.250	0-0	.000	0	0	0	3	1	2	0	2	10
Villanova (S)	38	10-16	.625	5-9	.556	5-6	.833	0	0	0	2	5	4	0	1	30
Providence (S)	42	3-11	.273	2-6	.333	0-0	.000	1	3	4	1	5	2	0	1	8

Career Statistics

YEAR	G-S	MIN/AVG	FG-FGA	PCT.	3-Point		FT-FTA	PCT.	Rebounds			AST.	STL	BLK	PF-D	PTS/AVG	
					FG-FGA	PCT.			O	D	TOT						AVG.
2005-06	29-10	649/22.4	61-131	.466	40-93	.430	30-33	.909	11	37	48	1.7	72	16	1	37-1	192/6.6
BIG EAST	16-9	390/24.4	32-75	.427	22-55	.400	13-14	.929	8	27	35	2.2	48	6	0	23-1	99/6.2
2006-07	12-12	358/29.8	42-86	.488	26-56	.464	14-17	.824	7	20	27	2.3	65	13	0	6-0	124/10.3
BIG EAST	0-0	0/0.0	0-0	.000	0-0	.000	0-0	.000	0	0	0	0.0	0	0	0	0-0	0/0.0
2007-08	19-19	666/35.1	97-215	.451	60-133	.451	32-41	.780	6	32	38	2.0	68	19	0	10-0	286/15.1
BIG EAST	7-7	263/37.6	43-89	.483	23-47	.489	8-11	.727	2	9	11	1.6	29	5	0	7-0	117/16.7
TOTALS	60-41	1673/27.9	200-432	.463	126-282	.447	76-91	.835	24	89	113	1.9	205	48	1	63-1	602/10.0
BIG EAST	23-16	653/28.4	75-164	.457	45-102	.441	21-25	.840	10	36	46	2.0	77	11	0	30-1	216/9.4





Luke Zeller #40
Forward/Center • Junior • 6-10 • 239
Washington, Ind. (Washington)

JUNIOR SEASON (2007-08):

Recorded a career high 10 rebounds against Marquette in 14 minutes of play (1/12)... career-high 3 blocked shots vs. North Florida (12/31) ... finished with nine points on 3-4 from field and 2-2 from three-point range vs. Brown (12/29) in addition to grabbing four boards ... grabbed season-high five rebounds vs. Northern Illinois (12/8) ... nailed two key three-pointers in second half of win versus Kansas State (12/4) ... matched career high 14 points in just 16 minutes of play against Colgate (11/26) ... knocked down four-of-five three point shots vs. the Raiders ... was five-of-six (.833) against Long Island in the season opener, posting 12 points for the Irish (11/12) ... scored six points (all from three-point range) vs. Cincinnati (1/15).

Opponent	G-GS	Min.	3Pt.			Reb.	A	PF	BS	ST	Pts.
			FG-FGA	FG-FGA	FT-FTA						
Cincinnati	2-0	14/7.0	2-4	2-4	0-0	1/0.5	0	1	0	0	6/2.0
Connecticut	2-0	15/7.5	2-7	1-6	0-0	4/2.0	0	1	1	1	5/2.5
DePaul	3-1	39/9.8	0-5	0-4	1-2	10/5.0	2	5	0	3	10/3.3
Georgetown	5-1	65/13.0	6-20	2-12	1-2	6/1.2	1	10	0	3	12/2.4
Louisville	2-1	25/12.5	4-8	2-5	0-0	7/3.5	2	5	0	0	10/5.0
Marquette	4-0	26/6.5	2-7	1-4	0-0	13/3.3	1	2	0	1	2/0.5
Pittsburgh	1-1	38/38.0	4-12	3-10	0-0	5/5.0	3	3	1	0	11/11.0
Providence	3-0	25/8.3	0-3	0-2	0-0	1/0.3	4	3	0	1	0/0.0
Rutgers	2-0	8/4.0	1-1	0-0	0-0	2/1.0	0	2	0	0	2/1.0
St. John's	1-0	9/9.0	0-1	0-1	0-0	1/1.0	0	3	0	0	0/0.0
Seton Hall	2-0	6/3.0	1-2	0-1	0-0	0/0.0	1	1	0	0	2/0.5
South Florida	3-0	32/10.7	3-8	1-6	0-0	8/2.7	1	0	1	0	7/2.3
Syracuse	3-0	43/14.3	4-11	5-8	0-0	12/4.0	2	6	3	0	13/4.3
Villanova	4-0	36/9.0	5-14	3-10	1-2	3/0.8	0	5	0	1	14/3.5
West Virginia	3-2	26/8.7	1-2	0-1	0-0	2/1.0	2	1	1	0	2/0.7

Career Highs

Points..... 14 vs. Elon (12-16-06) and Colgate (11-26-07)
 Field Goals5 on four occasions
 Field Goals Attempted..... 12 vs. Pittsburgh (1-4-06)
 Field-Goal Percentage..... 1.000 on seven occasions
 Three-Point Field Goals 4 vs. Colgate (11-26-07)
 Three-Point Field Goals Attempted..... 10 vs. Pittsburgh (1-4-06)
 Three-Point Field Goal Percentage..... 1.000 on eight occasions
 Free Throws4 vs. Florida International (12-10-05)
 Free Throws Attempted.....4 vs. Florida International (12-10-05) and Lehigh (11-27-06)
 Free-Throw Percentage..... 1.000 on five occasions
 Rebounds 10 vs. Marquette (1-12-08)
 Assists3 on four occasions
 Blocked Shots.....3 vs. North Florida (12-31-07)
 Steals2 on three occasions
 Minutes 38 vs. Pittsburgh (1-4-06)

Season Stats

Opp.	Min.	Total			Rebounds			PF	A	TO	BLK	Stl.	Pts.			
		FG-FGA	Pct.	3FG-FGA	Pct.	FT-FTA	Pct.							Off.	Def.	Total
Long Island	17	5-6	.833	2-3	.667	0-0	.000	0	3	3	0	1	0	1	12	
Monmouth	19	1-4	.250	0-1	.000	0-0	.000	1	3	4	2	2	1	0	0	2
Baylor	15	2-4	.500	1-1	1.000	1-2	.500	1	2	3	0	0	0	0	0	6
Georgia Tech	8	0-1	.000	0-1	.000	0-0	.000	0	0	0	0	0	0	0	0	0
Youngstown State	15	2-4	.500	0-1	.000	0-0	.000	0	2	2	3	0	0	1	0	4
Colgate	16	5-8	.625	4-5	.800	0-0	.000	3	1	4	2	0	0	0	2	14
Eastern Michigan	13	1-2	.500	1-1	1.000	0-0	.000	0	2	2	2	0	1	0	0	3
Kansas State	9	2-4	.500	2-4	.500	0-0	.000	1	0	1	0	0	0	0	0	6
Northern Illinois	15	2-4	.500	1-3	.333	1-2	.500	1	4	5	1	2	0	0	0	6
San Francisco	12	0-2	.000	0-1	.000	0-2	.000	0	1	1	2	0	0	0	0	0
Brown	16	3-4	.750	2-2	1.000	1-1	1.000	2	2	4	1	0	0	0	0	9
North Florida	17	3-7	.429	1-2	.500	0-0	.000	2	1	3	3	1	0	3	1	7
West Virginia	7	0-0	.000	0-0	.000	0-0	.000	0	0	0	0	0	0	0	0	0
Connecticut	9	0-3	.000	0-3	.000	0-0	.000	0	2	2	1	0	0	1	1	0
Marquette	14	1-4	.250	0-2	.000	0-0	.000	4	6	10	0	1	1	0	1	2
Cincinnati	10	2-4	.500	2-4	.500	0-0	.000	1	0	1	0	0	0	0	0	6
Georgetown	18	3-9	.333	1-5	.200	0-0	.000	2	0	2	2	0	0	0	1	7
Villanova	7	0-2	.000	0-1	.000	0-0	.000	0	0	0	0	0	0	0	1	0
Providence	9	0-1	.000	0-1	.000	0-0	.000	0	0	0	1	1	0	0	1	0

Career Statistics

YEAR	G-S	MIN/AVG	FG-FGA	PCT.	3-Point		FT-FTA	PCT.	Rebounds				AST.	STL	BLK	PF-D	PTS/AVG
					FG-FGA	PCT.			O	D	TOT	AVG.					
2005-06	27-9	371/13.7	32-88	.364	20-59	.339	8-17	.471	22	63	85	3.1	28	3	7	40-1	92/3.4
BIG EAST	14-3	165/11.8	13-42	.310	8-30	.267	2-4	.500	11	21	32	2.3	13	1	3	20-0	36/2.6
2006-07	32-16	398/12.4	46-94	.489	17-43	.395	12-18	.667	24	45	69	2.2	16	8	12	67-1	121/3.8
BIG EAST	16-3	150/9.4	14-33	.424	6-22	.273	1-2	.500	6	20	26	1.6	4	3	3	22-0	35/2.2
2007-08	19-0	246/12.9	32-73	.438	17-41	.415	3-7	.429	18	29	47	2.5	8	9	5	22-0	84/4.4
BIG EAST	7-0	74/10.6	6-23	.261	3-16	.188	0-0	.000	7	8	15	2.1	2	5	1	4-0	15/2.1
TOTALS	78-25	1015/13.0	110-255	.431	54-143	.378	23-42	.548	64	137	201	2.6	52	20	24	129-2	297/3.8
BIG EAST	37-6	389/10.5	33-98	.337	17-68	.250	3-6	.500	24	49	73	2.0	19	9	7	46-0	86/2.3





Luke Harangody #44
Forward • Sophomore • 6-8 • 251
Schererville, Ind. (Andreas)

SOPHOMORE SEASON (2007-08):

Leads team in scoring (19.9) and rebounding (9.8) ... despite suffering a torn ligament in his right thumb at the beginning of the season, has been strong force inside for Notre Dame ... currently has a 17-game double-figure scoring streak and has scored in double figures in 18 of 19 contests and netted 20-plus points in 10 games ... logged career high 31 points in 10th double-double effort against Providence (1/31) with 14 rebounds ... nailed two key free throws near the end of regulation after stealing the ball under the Irish net to take the game into overtime vs. the Friars ... scored 25 points and grabbed 10 rebounds for ninth double-double of the season against Villanova (1/26) ... led the Irish in scoring with 13 points vs. Georgetown (1/19) ... matched career high 29 points en route to eighth double-double (14 rebs.) this season against Marquette (1/12) ... nine of 29 points came from the line... scored 24 of his game-high 25 points against Cincinnati (1/15) in the second half ... was 13-15 from the charity stripe in the game, both career-highs ... posted seventh double-double of the season (14 pts., 10 rebs.) despite shooting only 5-23 from the field vs. Connecticut (1/5) ... scored career-high 29 points (7-8 in first half) in BIG EAST opener against West Virginia (1/3) ... also notched career-high 16 rebounds vs. the Mountaineers ... had 22 points vs. North Florida ... posted third consecutive double-double (a first in his career) with 23 points and 10 rebounds against San Francisco (12/22) ... recorded fourth double-double of the season vs. Northern Illinois with 14 points and 12 rebounds (12/8) ... finished with third double-double of season as he finished with 19 points and career-high 14 rebounds vs. Kansas State (12/4) ... tallied 18 points and grabbed seven rebounds against Eastern Michigan (12/1) ... recorded third consecutive 20-plus point outing vs. Youngstown State (11/24) ... with a career-high 25 points and registered second consecutive double-double with 13 boards vs. the Penguins ... scored 22 points in back-to-back outings against Baylor (11/18) and Georgia Tech (11/19) at the Paradise Jam ... recorded first double-double of the season against the Yellow Jackets with 11 rebounds ... also played 35 minutes for a career high against Georgia Tech ... led the Irish in points (22), rebounds (11), steals (3) and blocked shots (3) vs. the Yellow Jackets ... started first career home-opener against Long Island, posting 15 points ... named to all-tournament team at Paradise Jam ... two-time member of BIG EAST Weekly Honor Roll (11/26, 12/10 and) ... BIG EAST Player of the Week (1/7).

Career Stats vs. The BIG EAST

Opponent	G-GS	Min.	FG- FGA	3Pt.		FT- FTA	Reb.	A	PF	BS	ST	Pts.
				FG- FGA	FGA							
Cincinnati	2-2	57/28.5	11-22	0-0	14-17	15/7.5	5	6	0	2	36/18.0	
Connecticut	0-0	0/0.0	0-0	0-0	0-0	0/0.0	0	0	0	0	0/0.0	
DePaul	2-2	43/21.5	7-22	0-0	4-6	16/8.0	3	2	0	3	18/9.0	
Georgetown	3-2	63/21.0	7-25	0-0	15-18	13/4.3	5	14	1	3	29/9.6	
Louisville	1-0	21/21.0	7-11	0-0	1-1	6/6.0	0	1	0	0	15/15.0	
Marquette	2-2	60/30.0	17-37	0-0	17-20	27/13.5	1	6	4	2	51/25.5	
Pittsburgh	0-0	0/0.0	0-0	0-0	0-0	0/0.0	0	0	0	0	0/0.0	
Providence	2-2	46/23.0	14-27	0-0	9-10	16/8.0	2	8	1	2	37/18.5	
Rutgers	1-1	28/28.0	4-13	0-0	2-3	7/7.0	1	4	1	2	10/10.0	
St. John's	1-1	12/12.0	0-2	0-0	1-2	3/3.0	0	3	0	0	1/1.0	
Seton Hall	1-1	22/22.0	5-11	0-0	2-4	5/5.0	1	3	1	0	12/12.0	
South Florida	2-2	41/20.5	5-13	0-0	4-5	14/7.0	1	7	1	0	14/7.0	
Syracuse	2-2	63/31.5	15-33	0-0	11-12	24/12.0	0	7	1	1	41/20.5	
Villanova	3-3	87/29.0	14-28	0-0	14-19	21/7.0	3	8	3	2	42/14.0	
West Virginia	2-1	51/25.5	15-23	0-1	10-12	21/10.5	2	1	0	1	40/20.0	

Career Highs

Points..... 31 vs. Providence (1-31-08)
 Field Goals 12 vs. Youngstown State (11-24-07)
 Field Goals Attempted..... 23 vs. Connecticut (1-5-08)
 Field-Goal Percentage..... .778 vs. The Citadel (11-19-06)
 Three-Point Field Goals —
 Three-Point Field Goals Attempted..... 1 vs. West Virginia (1-3-08)
 Three-Point Field Goal Percentage..... —
 Free Throws 13 vs. Cincinnati (1-15-08)
 Free Throws Attempted..... 15 vs. Cincinnati (1-15-08)
 Free-Throw Percentage..... 1.000 on 17 occasions
 Rebounds..... 16 vs. West Virginia (1-3-08)
 Assists..... 4 vs. Army (12-21-06) and Youngstown State (11-24-07)
 Blocked Shots..... 3 vs. Georgia Tech (11-19-07) and Marquette (1-12-08)
 Steals..... 3 on four occasions
 Minutes 35 vs. Georgia Tech (11-19-07)

Season Stats

Opp.	Min.	Total			Rebounds			PF	A	TO	BLK	Stl.	Pts.			
		FG-FGA	Pct.	3FG-FGA	Pct.	FT-FTA	Pct.							Off.	Def.	Total
Long Island (S)	24	7-12	.583	0-0	.000	1-4	.250	1	5	6	3	3	5	2	1	15
Monmouth (S)	22	4-6	.667	0-0	.000	0-0	.000	1	4	5	2	2	0	0	0	8
Baylor (S)	29	9-14	.643	0-0	.000	4-5	.800	5	3	8	3	0	4	0	1	22
Georgia Tech (S)	35	8-19	.421	0-0	.000	6-9	.667	5	6	11	2	1	3	3	3	22
Youngstown State (S)	27	12-17	.706	0-0	.000	1-2	.500	1	12	13	2	4	1	0	1	25
Colgate (S)	19	5-11	.455	0-0	.000	1-1	1.000	2	5	7	3	1	0	0	1	11
Eastern Michigan (S)	25	7-12	.583	0-0	.000	4-4	1.000	3	4	7	3	3	1	1	1	18
Kansas State (S)	31	9-19	.474	0-0	.000	1-1	1.000	7	7	14	3	1	2	0	1	19
Northern Illinois (S)	21	5-7	.714	0-0	.000	4-4	1.000	4	8	12	2	2	3	2	0	14
San Francisco (S)	28	8-17	.471	0-0	.000	7-9	.778	5	5	10	2	1	4	0	2	23
Brown (S)	21	6-10	.600	0-0	.000	1-2	.500	3	5	8	1	1	1	0	0	13
North Florida (S)	28	8-15	.533	0-0	.000	6-6	1.000	0	6	6	4	3	1	0	0	22
West Virginia (S)	32	11-16	.688	0-1	.000	7-8	.875	5	11	16	1	1	2	0	1	29
Connecticut (S)	28	5-23	.217	0-0	.000	4-4	1.000	5	5	10	3	0	2	2	0	14
Marquette (S)	31	10-17	.588	0-0	.000	9-11	.818	7	7	14	1	1	6	3	0	29
Cincinnati (S)	30	6-14	.429	0-0	.000	13-15	.867	1	6	7	4	1	3	0	1	25
Georgetown (S)	27	3-13	.231	0-0	.000	7-8	.875	3	5	8	5	2	3	1	1	13
Villanova (S)	31	8-14	.571	0-0	.000	9-13	.692	4	6	10	2	2	1	1	0	25
Providence (S)	34	11-22	.500	0-0	.000	9-10	.900	4	10	14	4	1	2	1	2	31

Career Statistics

YEAR	G-S	MIN/AVG	FG-FGA	PCT.	3-Point		FT-FTA	PCT.	Rebounds					AST.	STL	BLK	PF-D	PTS/AVG
					FG-FGA	PCT.			O	D	TOT	AVG.						
2006-07	32-16	658/20.6	133-290	.459	0-1	.000	93-114	.816	85	112	197	6.2	38	28	15	83-3	359/11.2	
BIG EAST	16-13	354/22.1	62-149	.416	0-0	.000	39-52	.750	46	60	106	6.6	13	13	7	45-1	163/10.2	
2007-08	19-19	524/27.6	124-278	.511	0-1	.000	94-116	.810	66	120	186	9.8	30	16	16	50-1	378/19.9	
BIG EAST	7-7	213/30.4	54-119	.454	0-1	.000	58-69	.841	29	50	79	11.3	8	5	8	20-1	166/23.7	
TOTALS	51-35	1182/23.2	275-568	.484	0-2	.000	187-230	.813	151	232	383	7.5	68	44	31	133-4	737/14.5	
BIG EAST	23-20	567/24.7	116-268	.433	0-1	.000	97-121	.802	75	110	185	8.0	21	18	15	65-2	329/14.3	





Tory Jackson #2
Guard • Sophomore • 5-11 • 193
Saginaw, Mich. (Buena Vista)

SOPHOMORE SEASON (2007-08):

Has started 39 consecutive games ... recorded 14 points vs. Providence (1/31), logging his fifth game with double figures this season ... put in 41 minutes of play for the Irish, a career high, vs. the Friars ... has 107 assists on the season after dishing out seven against Villanova (1/26) ... recorded 11 assists to match career high against Connecticut (1/5) ... notched four steals against the Huskies for a season high ... suffered a cornea abrasion in right eye of Connecticut in the first half, but returned to play the entire second half of contest ... dished off 10 assists against North Florida (12/31), in addition to grabbing a season-high nine rebounds ... had eight assists in 36 minutes vs. Cincinnati (1/15) ... recorded first career double-double with a season-high 15 points and 10 assists versus San Francisco (12/22), while also grabbing six rebounds and making three steals ... missed the second half of the Northern Illinois game (12/8) after suffering a sprained right elbow in the first half ... had a season-high 12 points vs. Kansas State (12/4) ... also had nine assists vs. Brown (12/29) and just one turnover in 26 minutes ... recorded seven assists against Colgate (11/26) ... had one of his best all-around outings to date with nine points, six rebounds and six assists vs. Youngstown State (11/24) ... scored 10 points against Georgia Tech (11/19) ... did not commit any turnovers against Baylor (11/18) ... started in first season-opener against Long Island, leading the Irish with eight assists.

Career Stats vs. The BIG EAST

Opponent	G-GS	Min.	FG-FGA	3Pt. FG-FGA	FT-FTA	Reb.	A	PF	BS	ST	Pts.
Cincinnati	2-2	70/35.0	4-14	2-5	4-4	7/3.5	14	7	0	1	14/7.0
Connecticut	1-0	38/38.0	2-5	0-0	2-2	7/7.0	11	3	0	4	6/6.0
DePaul	2-2	76/38.0	11-18	1-3	2-4	13/6.5	9	2	0	2	25/12.5
Georgetown	3-3	107/35.6	12-29	2-7	4-7	19/6.3	11	7	0	2	30/10.0
Louisville	1-1	35/35.0	5-8	0-2	4-7	5/5.0	4	2	0	3	14/14.0
Marquette	2-2	66/33.0	9-20	1-3	8-15	10/5.0	10	7	0	5	27/13.5
Pittsburgh	0-0	0/0.0	0-0	0-0	0-0	0/0.0	0	0	0	0	0/0.0
Providence	2-2	76/38.0	8-16	1-4	7-10	4/2.0	11	7	1	6	24/12.0
Rutgers	1-1	37/37.0	1-5	0-2	4-4	6/6.0	9	3	0	1	6/6.0
St. John's	1-1	38/38.0	3-9	0-1	0-2	2/2.0	8	2	0	4	6/6.0
Seton Hall	1-1	36/36.0	2-6	0-1	0-0	4/4.0	5	4	0	1	4/4.0
South Florida	2-2	68/34.0	7-17	0-2	3-7	9/4.4	16	8	0	2	17/8.5
Syracuse	2-2	75/37.5	6-13	1-4	14-18	8/4.0	16	6	0	7	27/13.5
Villanova	3-3	103/34.3	5-17	1-6	11-15	7/2.3	19	11	0	5	22/7.3
West Virginia	2-2	50/25.0	5-12	2-4	0-3	6/3.0	8	5	0	4	12/6.0

Career Highs

Points..... 21 vs. Marquette (2-24-07)
 Field Goals 8 vs. Georgetown (3-9-07)
 Field Goals Attempted..... 16 vs. Georgetown (3-9-07)
 Field-Goal Percentage..... 1.000 on three occasions
 Three-Point Field Goals 2 vs. Cincinnati (2-18-07) and West Virginia (1-3-08)
 Three-Point Field Goals Attempted..... 4 on four occasions
 Three-Point Field Goal Percentage..... 1.000 on three occasions
 Free Throws 11 vs. Syracuse (1-30-07)
 Free Throws Attempted..... 14 vs. Syracuse (1-30-07)
 Free-Throw Percentage..... 1.000 on seven occasions
 Rebounds 9 vs. DePaul (2-20-07)
 Assists 11 vs. South Florida (2-3-07) and Connecticut (1-5-08)
 Blocked Shots..... 1 on three occasions
 Steals 5 vs. Winston-Salem St. (11-29-06) and Maryland (12-3-06)
 Minutes 41 vs. Providence (1-31-08)

Season Stats

Opp.	Min.	Total			Rebounds			PF	A	TO	BLK	Stl.	Pts.			
		FG-FGA	Pct.	3FG-FGA	Pct.	FT-FTA	Pct.							Off.	Def.	Total
Long Island (S)	28	2-4	.500	0-1	.000	0-0	.000	0	6	6	1	8	3	1	2	4
Monmouth (S)	33	1-6	.167	1-4	.250	0-1	.000	1	5	6	1	4	3	1	3	3
Baylor (S)	27	2-8	.250	0-4	.000	2-3	.667	0	2	2	3	3	0	0	3	6
Georgia Tech (S)	37	3-11	.273	0-3	.000	4-8	.500	1	3	4	3	3	5	0	2	10
Youngstown State (S)	33	2-4	.500	0-0	.000	5-8	.625	4	2	6	2	6	6	0	1	9
Colgate (S)	28	2-3	.667	0-0	.000	0-0	.000	1	2	3	2	7	1	0	3	4
Eastern Michigan (S)	34	3-10	.300	1-3	.333	0-1	.000	1	1	2	1	4	1	0	0	7
Kansas State (S)	36	5-14	.357	0-4	.000	2-4	.500	1	2	3	1	5	7	0	2	12
Northern Illinois (S)	11	2-2	1.000	0-0	.000	0-2	.000	0	1	1	0	4	2	0	0	4
San Francisco (S)	35	6-11	.545	0-0	.000	3-5	.600	2	4	6	2	10	4	0	3	15
Brown (S)	26	1-6	.167	1-3	.333	1-2	.500	2	4	6	3	9	1	1	0	4
North Florida (S)	33	0-2	.000	0-1	.000	0-2	.000	1	7	8	5	10	3	1	2	0
West Virginia (S)	24	5-10	.500	2-3	.667	0-3	.000	2	2	4	4	2	6	0	1	12
Connecticut (S)	38	2-5	.400	0-0	.000	2-2	1.000	1	6	7	3	11	7	0	4	6
Marquette (S)	26	3-8	.375	0-2	.000	0-4	.000	2	1	3	5	3	2	0	3	6
Cincinnati (S)	36	1-5	.200	0-1	.000	2-2	1.000	2	3	5	4	8	4	0	1	4
Georgetown (S)	33	2-5	.400	1-4	.250	0-2	.000	3	4	7	2	3	7	0	1	5
Villanova (S)	38	2-5	.400	0-0	.000	5-9	.556	1	2	3	4	7	2	0	1	9
Providence (S)	41	5-9	.556	0-1	.000	4-6	.667	1	2	3	3	7	3	0	2	14

Career Statistics

YEAR	G-S	MIN/AVG	FG-FGA	PCT.	3-Point		FT-FTA	PCT.	Rebounds				AST.	STL	BLK	PF-D	PTS/AVG
					FG-FGA	PCT.			O	D	TOT	AVG.					
2006-07	32-20	891/27.8	84-202	.416	13-54	.241	68-108	.630	35	70	105	3.3	139	59	1	80-1	249/7.8
BIG EAST	16-16	560/35.0	50-121	.413	7-31	.226	43-61	.705	20	42	62	3.9	96	28	1	44-1	150/9.4
2007-08	19-19	598/31.5	49-128	.383	6-34	.176	30-64	.469	26	59	85	4.5	114	34	4	49-2	134/7.1
BIG EAST	7-7	236/33.7	20-47	.426	3-11	.273	13-28	.464	12	20	32	4.6	41	13	0	25-1	56/8.0
TOTALS	51-39	1489/29.2	133-330	.403	19-88	.216	98-172	.570	61	129	190	3.7	253	93	5	129-3	383/7.5
BIG EAST	23-23	796/34.6	70-168	.417	10-42	.238	56-88	.636	32	62	94	4.1	137	41	1	69-2	206/9.0





Jonathan Peoples #20
Guard • Sophomore • 6-3 • 215
Bellwood, Ill. (St. Joseph)

SOPHOMORE SEASON (2007-08):

Reserve guard off the bench and serves as backup to McAlarney and Jackson ... scored 12 points in just 11 minutes of play, a career high, against Georgetown (1/19) ... finished with seven points in 10 minutes vs. Cincinnati (1/15) ... played a career-high 22 minutes vs. North Florida (12/31) and finished with six points ... recorded eight points vs. Brown (12/29) ... matched career-high four assists vs. Northern Illinois (12/8) ... set career high assists with four against Colgate (11/26) ... posted career high 20 minutes against Baylor (11/18) ... was 3-of-4 from the field (2-of-2 from behind the arc) against Monmouth, posting a season high eight points (11/16).

Career Stats vs. The BIG EAST

Opponent	G-GS	Min.	3Pt.			Reb.	A	PF	BS	ST	Pts.
			FG-FGA	FG-FGA	FT-FTA						
Cincinnati	1-0	16/8.0	4-5	1-1	3-4	2/1.0	1	1	0	2	12/6.0
Connecticut	1-0	5/5.0	0-1	0-0	0-0	1/1.0	0	0	0	0	0/0.0
DePaul	2-0	3/2.0	0-0	0-0	0-0	0/0.0	0	0	0	0	0/0.0
Georgetown	2-0	22/11.0	7-10	3-4	0-0	4/2.0	0	0	0	0	17/8.5
Louisville	1-0	8/8.0	0-0	0-0	0-0	0/0.0	0	0	0	1	0/0.0
Marquette	2-0	21/10.5	1-4	0-0	2-2	4/2.0	2	2	0	0	4/2.0
Pittsburgh	0-0	0/0.0	0-0	0-0	0-0	0/0.0	0	0	0	0	0/0.0
Providence	2-0	10/5.0	0-0	0-0	0-0	1/0.5	0	0	0	0	0/0.0
Rutgers	1-0	3/3.0	0-0	0-0	0-0	0/0.0	1	0	0	0	0/0.0
St. John's	1-0	4/4.0	0-1	0-1	0-0	0/0.0	0	0	0	1	0/0.0
Seton Hall	1-0	19/19.0	2-2	2-2	3-4	1/1.0	3	1	0	0	9/9.0
South Florida	2-0	16/8.0	1-4	0-1	0-0	5/2.5	3	2	1	0	2/1.0
Syracuse	1-0	4/4.0	1-2	1-1	0-0	1/1.0	2	0	0	0	3/3.0
Villanova	3-0	26/8.7	1-5	0-3	0-0	3/1.0	0	1	0	3	2/0.7
West Virginia	2-0	22/11.0	1-2	0-0	0-0	4/2.0	3	2	0	1	2/1.0

Career Highs

Points..... 12 vs. Georgetown (1-19-08)
 Field Goals 5 vs. Georgetown (1-19-08)
 Field Goals Attempted..... 8 vs. Colgate (11-26-07)
 Field-Goal Percentage..... 1.000 on eight occasions
 Three-Point Field Goals 2 on three occasions
 Three-Point Field Goals Attempted..... 4 vs. Colgate (11-26-07) and Brown (12-29-07)
 Three-Point Field Goal Percentage..... 1.000 on eight occasions
 Free Throws 3 vs. Eastern Michigan (12-1-07) and Cincinnati (1-15-08)
 Free Throws Attempted..... 4 on four occasions
 Free-Throw Percentage 1.000 on five occasions
 Rebounds 5 vs. South Florida (1-21-07)
 Assists 4 vs. Colgate (11-26-07) and Northern Illinois (12-8-07)
 Blocked Shots..... 1 vs. South Florida (1-21-07)
 Steals 3 vs. Villanova (1-17-07)
 Minutes 22 vs. North Florida (12-21-07)


Season Stats

Opp.	Min.	Total			Rebounds			PF	A	TO	BLK	Stl.	Pts.		
		FG-FGA	Pct.	3FG-FGA	Pct.	FT-FTA	Pct.							Off.	Def.
Long Island	15	2-6	.333	1-3	.333	0-0	.000	3	0	3	0	1	0	1	5
Monmouth	13	3-4	.750	2-2	1.000	0-0	.000	0	1	1	2	1	0	0	8
Baylor	20	0-2	.000	0-1	.000	2--2	1.000	2	1	3	3	2	0	0	2
Georgia Tech	8	0-1	.000	0-1	.000	0-0	.000	0	0	0	0	0	1	0	0
Youngstown State	18	1-2	.500	0-1	.000	0-2	.000	0	2	2	0	1	1	0	2
Colgate	18	1-8	.125	1-4	.250	1-2	.500	2	1	3	0	4	0	0	4
Eastern Michigan	16	0-1	.000	0-1	.000	4-4	1.000	1	0	1	1	2	1	0	4
Kansas State	15	1-5	.200	0-3	.000	0-0	.000	1	2	3	0	0	0	0	2
Northern Illinois	20	3-4	.750	1-2	.500	1-2	.500	0	1	1	1	4	2	0	8
San Francisco	8	1-1	1.000	1-1	1.000	0-0	.000	0	1	1	0	2	0	0	3
Brown	18	2-5	.400	2-4	.500	2-2	1.000	1	0	1	2	2	2	0	8
North Florida	22	2-5	.400	0-2	.000	2-3	.667	1	1	2	1	2	2	0	6
West Virginia	8	0-1	.000	0-0	.000	0-0	.000	0	1	1	1	0	0	0	0
Connecticut	5	0-1	.000	0-0	.000	0-0	.000	0	1	1	0	0	1	0	0
Marquette	20	1-4	.250	0-0	.000	2-2	1.000	2	2	4	2	2	2	0	4
Cincinnati	10	2-3	.667	0-0	.000	3-4	.750	0	2	2	0	0	0	0	7
Georgetown	11	5-6	.833	2-2	1.000	0-0	.000	3	1	4	0	0	0	0	12
Villanova	8	1-2	.500	0-1	.000	0-0	.000	0	2	2	0	0	0	0	2
Providence	6	0-0	.000	0-0	.000	0-0	.000	0	1	1	0	0	0	0	0

Career Statistics

YEAR	G-S	MIN/AVG	FG-FGA	PCT.	3-Point		FT-FTA	PCT.	Rebounds				AST.	STL	BLK	PF-D	PTS/AVG
					FG-FGA	PCT.			O	D	TOT	AVG.					
2006-07	26-0	166/6.4	16-34	.471	8-17	.471	8-10	.800	2	18	20	0.8	19	8	1	10-0	48/1.8
BIG EAST	16-0	110/6.9	9-19	.474	5-10	.500	3-4	.750	2	11	13	0.9	15	6	1	8-0	26/1.6
2007-08	19-0	258/13.6	25-61	.410	10-28	.357	17-21	.810	16	20	36	1.9	23	6	0	13-0	77/4.1
BIG EAST	7-0	68/9.7	9-17	.529	2-3	.667	5-6	.833	5	10	15	2.1	2	2	2	3-0	25/3.6
TOTALS	45-0	424/9.4	41-95	.432	18-45	.400	25-31	.806	18	38	56	1.2	42	14	1	23-0	125/2.8
BIG EAST	23-0	178/7.7	18-36	.500	7-13	.538	8-10	.800	7	21	28	1.2	17	6	3	11-0	51/2.2





Tim Abromaitis #21
Forward • Freshman • 6-8 • 224
Unionville, Conn. (Farmington)

FRESHMAN SEASON (2007-08):

Has seen game action nine times as a newcomer ... set season high seven points in 13 minutes of play against Northern Illinois (12/8) ... recorded three points and three rebounds in only four minutes of play against Monmouth (11/16) ... scored first collegiate points on only field goal attempt in season opener vs. Long Island (11/12) ... matched season-best with three rebounds vs. Brown (12/29).

Career Stats vs. The BIG EAST

Opponent	G-GS	Min.	FG- FGA	3Pt.	FT- FTA	Reb.	A	PF	BS	ST	Pts.
				FGA							
Cincinnati	0-0	00/00	0-0	0-0	0-0	0/0	0	0	0	0	0/0
Connecticut	0-0	00/00	0-0	0-0	0-0	0/0	0	0	0	0	0/0
DePaul	0-0	00/00	0-0	0-0	0-0	0/0	0	0	0	0	0/0
Georgetown	1-0	00/00	0-0	0-0	2-2	0/0	0	0	0	0	2/2.0
Louisville	0-0	00/00	0-0	0-0	0-0	0/0	0	0	0	0	0/0
Marquette	1-0	3/3.0	1-2	0-1	0-0	0/0	1	0	0	0	2/2.0
Pittsburgh	0-0	00/00	0-0	0-0	0-0	0/0	0	0	0	0	0/0
Providence	0-0	00/00	0-0	0-0	0-0	0/0	0	0	0	0	0/0
Rutgers	0-0	00/00	0-0	0-0	0-0	0/0	0	0	0	0	0/0
St. John's	0-0	00/00	0-0	0-0	0-0	0/0	0	0	0	0	0/0
Seton Hall	0-0	00/00	0-0	0-0	0-0	0/0	0	0	0	0	0/0
South Florida	0-0	00/00	0-0	0-0	0-0	0/0	0	0	0	0	0/0
Syracuse	0-0	00/00	0-0	0-0	0-0	0/0	0	0	0	0	0/0
Villanova	0-0	00/00	0-0	0-0	0-0	0/0	0	0	0	0	0/0
West Virginia	0-0	00/00	0-0	0-0	0-0	0/0	0	0	0	0	0/0

Career Highs

Points..... 7 vs. Northern Illinois (12-8-07)
 Field Goals 2 vs. Northern Illinois (12-8-07)
 Field Goals Attempted..... 6 vs. Northern Illinois (12-8-07)
 Field-Goal Percentage..... 1.000 vs Long Island (11-12-07)
 Three-Point Field Goals 1 vs. Northern Illinois (12-8-07)
 Three-Point Field Goals Attempted2 vs. Northern Illinois (12-8-07) and Brown (12-29-07)
 Three-Point Field Goal Percentage..... .500 vs. Northern Illinois (12-8-07)
 Free Throws2 vs. on three occasions
 Free Throws Attempted.....2 on three occasions
 Free-Throw Percentage..... 1.000 on four occasions
 Rebounds 3 vs. Monmouth (11-16-07) and Brown (12-29-07)
 Assists1 on three occasions
 Blocked Shots..... 1 vs. Colgate (11-26-07)
 Steals 1 vs. Colgate (11-26-07)
 Minutes 13 vs. Northern Illinois (12-8-07)

Season Stats

Opp.	Min.	Total		3FG-FGA	Pct.	FT-FTA	Pct.	Rebounds			PF	A	TO	BLK	Stl.	Pts.
		FG-FGA	Pct.					Off.	Def.	Total						
Long Island	4	1-1	1.000	0-0	.000	0-0	.000	0	0	0	0	0	0	0	0	2
Monmouth	4	1-2	.500	0-1	.000	1-1	1.000	1	2	3	0	0	1	0	0	3
Baylor	DNP															
Georgia Tech	DNP															
Youngstown State	1	0-0	.000	0-0	.000	0-0	.000	0	0	0	0	0	1	0	0	0
Colgate	4	0-3	.000	0-2	.000	0-0	.000	1	1	2	0	0	1	1	1	0
Eastern Michigan	DNP															
Kansas State	DNP															
Northern Illinois	13	2-6	.333	1-2	.500	2-2	1.000	0	1	1	3	1	0	0	0	7
San Francisco	DNP															
Brown	7	0-5	.000	0-2	.000	2-2	1.000	2	1	3	1	1	0	0	0	2
North Florida	1	0-0	.000	0-0	.000	0-0	.000	0	0	0	0	0	0	0	0	0
West Virginia	DNP															
Connecticut	DNP															
Marquette	3	1-2	.500	0-1	.000	0-0	.000	0	0	0	0	1	1	0	0	2
Cincinnati	DNP															
Georgetown	1	0-0	.000	0-0	.000	2-2	1.000	0	0	0	0	0	0	0	0	2
Villanova	DNP															
Providence	DNP															

Career Statistics

YEAR	G-S	MIN/AVG	FG-FGA	PCT.	3-Point		FT-FTA	PCT.	Rebounds			AST.	STL	BLK	PF-D	PTS/AVG	
					FG-FGA	PCT.			O	D	TOT						AVG.
2007-08	9-0	37/4.1	5-19	.263	1-8	.125	7-7	1.000	4	5	9	1.0	3	1	1	4-0	18/2.0
BIG EAST	2-0	4/2.0	1-2	.500	0-1	.000	2-2	1.000	0	0	0	0.0	1	0	0	0-0	4/2.0
TOTALS	9-0	37/4.1	5-19	.263	1-8	.125	7-7	1.000	4	5	9	1.0	3	1	1	4-0	18/2.0
BIG EAST	2-0	4/2.0	1-2	.500	0-1	.000	2-2	1.000	0	0	0	0.0	1	0	0	0-0	4/2.0





Tyrone Nash #1
Guard • Freshman • 6-7 • 220
Queens, N.Y. (Lawrence Woodmere Academy/
Northfield Mount Hermon)

FRESHMAN SEASON (2007-08):

Had season-high six points vs. Northern Illinois (12/8) ... recorded 11 minutes of play against Colgate (11/26) ... had one blocked shot and two assists (season highs) vs. the Raiders ... recorded six rebounds in just four minutes of play in the season opener against Long Island (11/12) .. also scored a basket in the final minutes of the contest with the Blackbirds ... finished with four rebounds and two points vs. Brown (12/29).

Opponent	G-GS	Min.	FG- FGA	3Pt. FG- FGA	FT- FTA	Reb.	A	PF	BS	ST	Pts.
Cincinnati	0-0	00/00	0-0	0-0	0-0	0/0	0	0	0	0	0/0
Connecticut	0-0	00/00	0-0	0-0	0-0	0/0	0	0	0	0	0/0
DePaul	0-0	00/00	0-0	0-0	0-0	0/0	0	0	0	0	0/0
Georgetown	1-0	00/00	0-0	0-0	0-0	0/0	0	0	0	0	0/0
Louisville	0-0	00/00	0-0	0-0	0-0	0/0	0	0	0	0	0/0
Marquette	1-0	3/3.0	1-1	0-0	0-0	0/0	0	0	0	0	2/2.0
Pittsburgh	0-0	00/00	0-0	0-0	0-0	0/0	0	0	0	0	0/0
Providence	0-0	00/00	0-0	0-0	0-0	0/0	0	0	0	0	0/0
Rutgers	0-0	00/00	0-0	0-0	0-0	0/0	0	0	0	0	0/0
St. John's	0-0	00/00	0-0	0-0	0-0	0/0	0	0	0	0	0/0
Seton Hall	0-0	00/00	0-0	0-0	0-0	0/0	0	0	0	0	0/0
South Florida	0-0	00/00	0-0	0-0	0-0	0/0	0	0	0	0	0/0
Syracuse	0-0	00/00	0-0	0-0	0-0	0/0	0	0	0	0	0/0
Villanova	0-0	00/00	0-0	0-0	0-0	0/0	0	0	0	0	0/0
West Virginia	0-0	00/00	0-0	0-0	0-0	0/0	0	0	0	0	0/0

Points.....	6 vs. Northern Illinois (12-8-07)
Field Goals	3 vs. Northern Illinois (12-8-07)
Field Goals Attempted.....	5 vs. Long Island (11-12-07)
Field-Goal Percentage.....	1.000 on three occasions
Three-Point Field Goals	—
Three-Point Field Goals Attempted.....	—
Three-Point Field Goal Percentage.....	—
Free Throws	1 vs. Colgate (11-26-07)
Free Throws Attempted.....	2 vs. Colgate (11-26-07)
Free-Throw Percentage.....	.500 vs. Colgate (11-26-07)
Rebounds	6 vs. Long Island (11-12-07)
Assists.....	2 vs. Colgate (11-26-07)
Blocked Shots.....	1 vs. Colgate (11-26-07)
Steals.....	1 vs. Brown (12-29-07)
Minutes	18 vs. Northern Illinois (12-8-07)


Season Stats

Opp.	Min.	Total				Rebounds				PF	A	TO	BLK	Stl.	Pts.	
		FG-FGA	Pct.	3FG-FGA	Pct.	FT-FTA	Pct.	Off.	Def.							Total
Long Island	4	1-5	.200	0-0	.000	0-0	.000	4	2	6	0	1	0	0	0	2
Monmouth	4	0-0	.000	0-0	.000	0-0	.000	0	0	0	0	1	0	0	0	0
Baylor	DNP															
Georgia Tech	DNP															
Youngstown State	3	0-0	.000	0-0	.000	0-0	.000	0	0	0	0	0	0	0	1	0
Colgate	11	0-2	.000	0-0	.000	1-2	.500	0	3	3	3	2	0	1	0	1
Eastern Michigan	DNP															
Kansas State	DNP															
Northern Illinois	18	3-3	1.000	0-0	.000	0-4	.000	1	4	5	2	1	2	0	0	6
San Francisco	DNP															
Brown	6	1-1	1.000	0-0	.000	0-1	.000	2	2	4	0	0	0	0	1	2
North Florida	2	0-0	.000	0-0	.000	0-0	.000	0	0	0	1	0	0	0	0	0
West Virginia	DNP															
Connecticut	DNP															
Marquette	3	1-1	1.000	0-0	.000	0-0	.000	0	0	0	0	0	0	0	0	2
Cincinnati	DNP															
Georgetown	1	0-0	.000	0-0	.000	0-0	.000	0	0	0	0	0	0	0	0	0
Villanova	1	0-0	.000	0-0	.000	0-0	.000	0	0	0	0	0	0	0	0	0
Providence	DNP															

Career Statistics

YEAR	G-S	MIN/AVG	FG-FGA	PCT.	3-Point		FT-FTA	PCT.	Rebounds				AST.	STL	BLK	PF-D	PTS/AVG
					FG-FGA	PCT.			O	D	TOT	AVG.					
2007-08	10-0	52/5.2	6-12	.500	0-0	.000	1-7	.143	7	11	18	1.8	5	2	1	6-0	13/1.3
BIG EAST	3-0	4/1.3	1-1	1.000	0-0	.000	0-0	.000	0	0	0	0.0	0	0	0	0-0	2/0.7
TOTALS	10-0	52/5.2	6-12	.500	0-0	.000	1-7	.143	7	11	18	1.8	5	2	1	6-0	13/1.3
BIG EAST	3-0	4/1.3	1-1	1.000	0-0	.000	0-0	.000	0	0	0	0.0	0	0	0	0-0	2/0.7





Ty Proffitt #13
Guard • Freshman • 6-4 • 206
London, Ky. (South Laurel)

FRESHMAN SEASON (2007-08):

Missed the first four games of the season after suffering a groin injury in practice ... scored two points in four minutes of play against Colgate (11/26) ... played in his first collegiate game vs. Youngstown State (11/24) finished with three points and two rebounds against Northern Illinois (12/8) ... scored two points and had a rebound and steal vs. Brown (12/29).

Opponent	G-S	Min.	FG- FGA	3Pt. FG- FGA	FT- FTA	Reb.	A	PF	BS	ST	Pts.
Cincinnati	0-0	00/00	0-0	0-0	0-0	0-0	0	0	0	0	0/0
Connecticut	0-0	00/00	0-0	0-0	0-0	0-0	0	0	0	0	0/0
DePaul	0-0	00/00	0-0	0-0	0-0	0-0	0	0	0	0	0/0
Georgetown	1-0	00/00	0-0	0-0	0-0	0-0	0	0	0	0	0/0
Louisville	0-0	00/00	0-0	0-0	0-0	0-0	0	0	0	0	0/0
Marquette	0-0	00/00	0-0	0-0	0-0	0-0	0	0	0	0	0/0
Pittsburgh	0-0	00/00	0-0	0-0	0-0	0-0	0	0	0	0	0/0
Providence	0-0	00/00	0-0	0-0	0-0	0-0	0	0	0	0	0/0
Rutgers	0-0	00/00	0-0	0-0	0-0	0-0	0	0	0	0	0/0
St. John's	0-0	00/00	0-0	0-0	0-0	0-0	0	0	0	0	0/0
Seton Hall	0-0	00/00	0-0	0-0	0-0	0-0	0	0	0	0	0/0
South Florida	0-0	00/00	0-0	0-0	0-0	0-0	0	0	0	0	0/0
Syracuse	0-0	00/00	0-0	0-0	0-0	0-0	0	0	0	0	0/0
Villanova	0-0	00/00	0-0	0-0	0-0	0-0	0	0	0	0	0/0
West Virginia	0-0	00/00	0-0	0-0	0-0	0-0	0	0	0	0	0/0

Points.....	3 vs. Northern Illinois (12-8-07) and Brown (12-29-07)
Field Goals	1 on three occasions
Field Goals Attempted.....	3 vs. Northern Illinois (12-8-07)
Field-Goal Percentage.....	.500 vs. Colgate (11-26-07) and Brown (12-29-07)
Three-Point Field Goals	1 vs. Northern Illinois (12-8-07) and Brown (12-29-07)
Three-Point Field Goals Attempted.....	2 vs. Northern Illinois (12-8-07) and Brown (12-29-07)
Three-Point Field Goal Percentage.....	.500 vs. Northern Illinois (12-8-07) and Brown (12-29-07)
Free Throws	—
Free Throws Attempted.....	—
Free-Throw Percentage.....	—
Rebounds	2 vs. Northern Illinois (12-8-07)
Assists	2 vs. Northern Illinois (12-8-07)
Blocked Shots.....	—
Steals	1 vs. Northern Illinois (12-8-07) and Brown (12-29-07)
Minutes	10 vs. Northern Illinois (12-8-07)

Season Stats

Opp.	Min.	Total				Rebounds				PF	A	TO	BLK	Stl.	Pts.	
		FG-FGA	Pct.	3FG-FGA	Pct.	FT-FTA	Pct.	Off.	Def.							Total
Long Island	DNP-Inj.															
Monmouth	DNP-Inj.															
Baylor	DNP-Inj.															
Georgia Tech	DNP-Inj.															
Youngstown State	1	0-0	.000	0-0	.000	0-0	.000	0	0	0	0	0	0	0	0	0
Colgate	4	1-2	.500	0-1	.000	0-0	.000	0	0	0	0	0	0	0	0	2
Eastern Michigan	DNP															
Kansas State	DNP															
Northern Illinois	10	1-3	.333	1-2	.500	0-0	.000	0	2	2	0	2	0	0	1	3
San Francisco	DNP															
Brown	4	1-2	.500	1-2	.500	0-0	.000	0	1	1	0	0	0	0	1	3
North Florida	DNP															
West Virginia	DNP															
Connecticut	DNP															
Marquette	DNP															
Cincinnati	DNP															
Georgetown	1	0-0	.000	0-0	.000	0-0	.000	0	0	0	0	0	0	0	0	0
Villanova	DNP															
Providence	DNP															

Career Statistics

YEAR	G-S	MIN/AVG	FG-FGA	PCT.	3-Point		FT-FTA	PCT.	Rebounds			AST.	STL	BLK	PF-D	PTS/AVG	
					FG-FGA	PCT.			O	D	TOT						AVG.
2007-08	5-0	19/3.8	3-7	.429	2-5	.400	0-0	.000	0	3	3	0.8	2	2	0	0-0	8/1.6
BIG EAST	1-0	1/1.0	0-0	.000	0-0	.000	0-0	.000	0	0	0	0.0	0	0	0	0-0	0/0.0
TOTALS	5-0	19/3.8	3-7	.429	2-5	.400	0-0	.000	0	3	3	0.8	2	2	0	0-0	8/1.6
BIG EAST	1-0	1/1.0	0-0	.000	0-0	.000	0-0	.000	0	0	0	0.0	0	0	0	0-0	0/0.0





Carleton Scott #34
Forward • Freshman • 6-7 • 194
San Antonio, Texas (James Madison)

FRESHMAN SEASON (2007-08):

Has not seen game time with the Irish this season.

Opponent	G-GS	Min.	FG- FGA	3Pt.		FT- FTA	Reb.	A	PF	BS	ST	Pts.
				FG- FGA	FGA							
Cincinnati	0-0	00/00	0-0	0-0	0-0	0-0	0-0	0	0	0	0	0/0
Connecticut	0-0	00/00	0-0	0-0	0-0	0-0	0-0	0	0	0	0	0/0
DePaul	0-0	00/00	0-0	0-0	0-0	0-0	0-0	0	0	0	0	0/0
Georgetown	0-0	00/00	0-0	0-0	0-0	0-0	0-0	0	0	0	0	0/0
Louisville	0-0	00/00	0-0	0-0	0-0	0-0	0-0	0	0	0	0	0/0
Marquette	0-0	00/00	0-0	0-0	0-0	0-0	0-0	0	0	0	0	0/0
Pittsburgh	0-0	00/00	0-0	0-0	0-0	0-0	0-0	0	0	0	0	0/0
Providence	0-0	00/00	0-0	0-0	0-0	0-0	0-0	0	0	0	0	0/0
Rutgers	0-0	00/00	0-0	0-0	0-0	0-0	0-0	0	0	0	0	0/0
St. John's	0-0	00/00	0-0	0-0	0-0	0-0	0-0	0	0	0	0	0/0
Seton Hall	0-0	00/00	0-0	0-0	0-0	0-0	0-0	0	0	0	0	0/0
South Florida	0-0	00/00	0-0	0-0	0-0	0-0	0-0	0	0	0	0	0/0
Syracuse	0-0	00/00	0-0	0-0	0-0	0-0	0-0	0	0	0	0	0/0
Villanova	0-0	00/00	0-0	0-0	0-0	0-0	0-0	0	0	0	0	0/0
West Virginia	0-0	00/00	0-0	0-0	0-0	0-0	0-0	0	0	0	0	0/0

Points.....	—
Field Goals	—
Field Goals Attempted.....	—
Field-Goal Percentage.....	—
Three-Point Field Goals	—
Three-Point Field Goals Attempted.....	—
Three-Point Field Goal Percentage.....	—
Free Throws	—
Free Throws Attempted.....	—
Free-Throw Percentage.....	—
Rebounds	—
Assists	—
Blocked Shots.....	—
Steals	—
Minutes	—

Season Stats

Opp.	Min.	Total				Rebounds				PF	A	TO	BLK	Stl.	Pts.
		FG-FGA	Pct.	3FG-FGA	Pct.	FT-FTA	Pct.	Off.	Def.						
Long Island	DNP														
Monmouth	DNP														
Baylor	DNP														
Georgia Tech	DNP														
Youngstown State	DNP														
Colgate	DNP														
Eastern Michigan	DNP														
Kansas State	DNP														
Northern Illinois	DNP														
San Francisco	DNP														
Brown	DNP														
West Virginia	DNP														
Connecticut	DNP														
Marquette	DNP														
Cincinnati	DNP														
Georgetown	DNP														
Villanova	DNP														
Providence	DNP														

Career Statistics

YEAR	G-S	MIN/AVG	FG-FGA	PCT.	3-Point		FT-FTA	PCT.	Rebounds				AST.	STL	BLK	PF-D	PTS/AVG
					FG-FGA	PCT.			O	D	TOT	AVG.					
2007-08	0-0	0/0.0	0-0	.000	0-0	.000	0-0	.000	0	0	0	0.0	0	0	0	0-0	0/0.0
BIG EAST	0-0	0/0.0	0-0	.000	0-0	.000	0-0	.000	0	0	0	0.0	0	0	0	0-0	0/0.0
TOTALS	0-0	0/0.0	0-0	.000	0-0	.000	0-0	.000	0	0	0	0.0	0	0	0	0-0	0/0.0
BIG EAST	0-0	0/0.0	0-0	.000	0-0	.000	0-0	.000	0	0	0	0.0	0	0	0	0-0	0/0.0





Tim Andree #41
Forward • Sophomore • 6-7 • 210
Colts Neck, N.J. (Christian Brothers Academy)

SOPHOMORE SEASON (2007-08):

Returns as second-year walk-on ... saw game time against Monmouth at the Paradise Jam, scoring three points in only two minutes of play (11/16).

Career Highs

Points.....2 on four occasions
 Field Goals1 on three occasions
 Field Goals Attempted.....2 vs. Army (2-21-06)
 Field-Goal Percentage .. 1.000 vs. Monmouth (11-16-07) and vs. Northern Illinois (12-8-07)
 Three-Point Field Goals—
 Three-Point Field Goals Attempted.....—
 Three-Point Field Goal Percentage.....—
 Free Throws2 vs. Brown (12-29-07)
 Free Throws Attempted.....2 on two occasions
 Free-Throw Percentage.....1.000 (2-2) vs. Brown (12-29-07)
 Rebounds3 vs. Northern Illinois (12-8-07)
 Assists1 vs. Northern Illinois (12-8-07)
 Blocked Shots.....1 vs. Northern Illinois (12-8-07)
 Steals—
 Minutes6 vs. Northern Illinois (12-8-07)

Season Stats

Opp.	Min.	Total		3FG-FGA	Pct.	FT-FTA	Pct.	Rebounds			PF	A	TO	BLK	Stl.	Pts.
		FG-FGA	Pct.					Off.	Def.	Total						
Monmouth	2	1-1	1.000	0-0	.000	0-0	.000	0	0	0	0	0	0	0	0	2
Colgate	1	0-0	.000	0-0	.000	0-0	.000	0	0	0	0	0	0	0	0	0
Northern Illinois	6	1-1	1.000	0-0	.000	0-0	.000	1	2	3	1	1	0	1	0	2
Brown	3	0-0	.000	0-0	.000	2-2	1.000	0	1	1	1	0	0	0	0	2

Career Statistics

YEAR	G-S	MIN/AVG	FG-FGA	PCT.	3-Point		FT-FTA	PCT.	Rebounds			AST.	STL	BLK	PF-D	PTS/AVG	
					FG-FGA	PCT.			O	D	TOT						AVG.
2006-07	5-0	9/1.8	1-2	.500	0-0	.000	0-2	.000	1	0	1	0.2	0	0	0	1-0	2/0.4
BIG EAST	0-0	0/0.0	0-0	.000	0-0	.000	0-0	.000	0	0	0	0.0	0	0	0	0-0	0/0.0
2007-08	4-0	12/3.0	2-2	1.000	0-0	.000	2-2	1.000	1	3	4	1.0	1	0	1	2-0	6/1.5
BIG EAST	0-0	0/0.0	0-0	.000	0-0	.000	0-0	.000	0	0	0	0.0	0	0	0	0-0	0/0.0
TOTALS	9-0	21/2.3	3-4	.750	0-0	.000	2-4	.500	2	3	5	0.6	1	0	1	3-0	8/0.9
BIG EAST	0-0	0/0.0	0-0	.000	0-0	.000	0-0	.000	0	0	0	0.0	0	0	0	0-0	0/0.0



Tom Kopko #5
Guard • Freshman • 6-7 • 210
Chicago, Ill. (St. Laurence)

FRESHMAN SEASON (2007-08):

First-year walk on ... recorded season-high five points against Northern Illinois (12/8) ... saw game time against Monmouth at the Paradise Jam, recording two rebounds in just two minutes of play (11/16).

Career Highs

Points.....5 vs. Northern Illinois (12-8-07)
 Field Goals2 vs. Northern Illinois (12-8-07)
 Field Goals Attempted.....2 vs. Northern Illinois (12-8-07)
 Field-Goal Percentage.....1.000 vs. Northern Illinois (12-8-07)
 Three-Point Field Goals1 vs. Northern Illinois (12-8-07)
 Three-Point Field Goals Attempted.....1 vs. Northern Illinois (12-8-07)
 Three-Point Field Goal Percentage.....1.000 vs. Northern Illinois (12-8-07)
 Free Throws—
 Free Throws Attempted.....1 vs. Monmouth (11-16-07)
 Free-Throw Percentage.....—
 Rebounds2 vs. Monmouth (11-16-07)
 Assists—
 Blocked Shots.....—
 Steals—
 Minutes5 vs. Northern Illinois (12-8-07)

Season Stats

Opp.	Min.	Total		3FG-FGA	Pct.	FT-FTA	Pct.	Rebounds			PF	A	TO	BLK	Stl.	Pts.
		FG-FGA	Pct.					Off.	Def.	Total						
Monmouth	2	0-1	.000	0-1	.000	0-1	.000	1	1	2	0	0	0	0	0	0
Colgate	1	0-0	.000	0-0	.000	0-0	.000	0	0	0	0	0	0	0	0	0
Northern Illinois	5	2-2	1.000	1-1	1.000	0-0	.000	0	0	0	1	0	0	0	0	5
Brown	3	0-1	.000	0-1	.000	0-0	.000	0	0	0	0	0	0	0	0	0

Career Statistics

YEAR	G-S	MIN/AVG	FG-FGA	PCT.	3-Point		FT-FTA	PCT.	Rebounds			AST.	STL	BLK	PF-D	PTS/AVG	
					FG-FGA	PCT.			O	D	TOT						AVG.
2007-08	4-0	11/2.8	2-4	.500	1-3	.333	0-1	.000	1	1	2	0.5	0	0	0	1-0	5/1.3
BIG EAST	0-0	0/0	0-0	.000	0-0	.000	0-0	.000	0	0	0	0.0	0	0	0	0-0	0/0.0
TOTALS	4-0	11/2.8	2-4	.500	1-3	.333	0-1	.000	1	1	2	0.5	0	0	0	1-0	5/1.3
BIG EAST	0-0	0/0.0	0-0	.000	0-0	.000	0-0	.000	0	0	0	0.0	0	0	0	0-0	0/0.0





2007-08 Box Scores

Notre Dame 82, Long Island 50
November 12, 2007
Joyce Center - Notre Dame, Ind.

Game 1

Box score for Game 1: Notre Dame vs Long Island. Includes player stats (FG-A, 3-pt, FT-A, REB, PF, TP, A, TO, BK, ST, MIN) and team totals.

Box score for Game 2: Notre Dame vs Monmouth. Includes player stats and team totals.

SCORE BY PERIODS
Long Island 1 2 F
Notre Dame 23 27 50
OFFICIALS: Mike Roberts, Glenn Mayborg, Doug Simmons
TECHNICALS: None
ATTENDANCE: 8,873
Notes: Notre Dame extended its home win streak dating back to the 2005-06 campaign to 21 games...

Notre Dame 76, Monmouth 33
November 16, 2007
University of the Virgin Islands Sports & Fitness Center — St. Thomas, USVI
Paradise Jam

Game 2

Box score for Game 2: Notre Dame vs Monmouth. Includes player stats and team totals.

Box score for Game 3: Notre Dame vs Baylor. Includes player stats and team totals.

SCORE BY PERIODS
Monmouth 25 8 33
Notre Dame 37 39 76
OFFICIALS: NA
TECHNICALS: None
ATTENDANCE: 2,132
Notes: Notre Dame held Monmouth without a field goal in the final 10:31 of the contest and outscored the Hawks 23-0 down the stretch...

Baylor 68, Notre Dame 64
November 18, 2007
University of the Virgin Islands Sports & Fitness Center — St. Thomas, USVI
Paradise Jam

Game 3

Box score for Game 3: Baylor vs Notre Dame. Includes player stats and team totals.

Box score for Game 4: Notre Dame vs Georgia Tech. Includes player stats and team totals.

SCORE BY PERIODS
Baylor 32 36 68
Notre Dame 38 26 64
OFFICIALS: Jamie Luckie, Jim Haney, Tim Kelly
TECHNICALS: None
ATTENDANCE: 2,339
Notes: Luke Harangody matched his career-high with 22-point effort with a career-high nine field goals...

Georgia Tech 70, Notre Dame 69
November 19, 2007
University of the Virgin Islands Sports & Fitness Center — St. Thomas, USVI
Paradise Jam

Game 4

Box score for Game 4: Georgia Tech vs Notre Dame. Includes player stats and team totals.

Box score for Game 5: Notre Dame vs Georgia Tech. Includes player stats and team totals.

SCORE BY PERIODS
Georgia Tech 30 40 70
Notre Dame 32 37 69
OFFICIALS: Ray Perone, Tony Dawkins, Tim Kelly
TECHNICALS: None
ATTENDANCE: 3,325
Notes: For the second consecutive game, Luke Harangody tossed in 22 points (matching his career-high) and grabbed 11 rebounds to record his seventh career double-double...





2007-08 Box Scores

Notre Dame 87, Youngstown State 75
November 24, 2007
Joyce Center — Notre Dame, Ind.

Game 5

Box score for Game 5: Youngstown State vs Notre Dame. Includes player stats (FG-A, 3-pt FG-A, FT-A, REB, PF, TP, A, TO, BK, ST, MIN) and team totals.

Box score for Game 6: Notre Dame vs Colgate. Includes player stats and team totals.

SCORE BY PERIODS
Youngstown State
Notre Dame
OFFICIALS: Bob Donato, Paul Faia, Bill Laubenstein
TECHNICALS: None
ATTENDANCE: 7,461
Notes: Notre Dame extended its home win streak dating back to the 2005-06 campaign to 22 games...

Notre Dame 94, Colgate 63
November 26, 2007
Joyce Center — Notre Dame, Ind.

Game 6

Box score for Game 7: Notre Dame vs Eastern Michigan. Includes player stats and team totals.

SCORE BY PERIODS
Colgate
Notre Dame
OFFICIALS: Tony Green, Wally Rutecki, Tim Clougherty
TECHNICALS: None
ATTENDANCE: 8,977
Notes: Kyle McAlarney scored a career-high 25 points as he connected on a career-high eight field goals...

Box score for Game 8: Notre Dame vs Kansas State. Includes player stats and team totals.

SCORE BY PERIODS
Colgate
Notre Dame
OFFICIALS: Mike Kitts, Bryan Kersly, Gary Maxwell
TECHNICALS: Kansas State-Michael Beasley; Notre Dame-None
ATTENDANCE: 8,300
Notes: Kyle McAlarney scored Notre Dame's final nine points and registered double figures for the fourth straight game...

Notre Dame 78, Eastern Michigan 65
December 1, 2007
Joyce Center — Notre Dame, Ind.

Game 7

Box score for Game 9: Notre Dame vs Eastern Michigan. Includes player stats and team totals.

Box score for Game 10: Notre Dame vs Kansas State. Includes player stats and team totals.

SCORE BY PERIODS
Eastern Michigan
Notre Dame
OFFICIALS: Jim Haney, Jeff Clark, Todd Williams
TECHNICALS: None
ATTENDANCE: 9,277
Notes: Notre Dame tied the school record for consecutive wins at the Joyce Center with its 24th straight victory...

Notre Dame 68, Kansas State 59
December 4, 2007
Madison Square Garden — New York, NY
Jimmy V Classic

Game 8

Box score for Game 11: Notre Dame vs Kansas State. Includes player stats and team totals.

SCORE BY PERIODS
Kansas State
Notre Dame
OFFICIALS: Mike Kitts, Bryan Kersly, Gary Maxwell
TECHNICALS: Kansas State-Michael Beasley; Notre Dame-None
ATTENDANCE: 8,300
Notes: Kyle McAlarney scored Notre Dame's final nine points and registered double figures for the fourth straight game...

Box score for Game 12: Notre Dame vs Kansas State. Includes player stats and team totals.

SCORE BY PERIODS
Kansas State
Notre Dame
OFFICIALS: Mike Kitts, Bryan Kersly, Gary Maxwell
TECHNICALS: Kansas State-Michael Beasley; Notre Dame-None
ATTENDANCE: 8,300
Notes: Kyle McAlarney scored Notre Dame's final nine points and registered double figures for the fourth straight game...





2007-08 Box Scores

Notre Dame 108, Northern Illinois 62
December 8, 2007
Joyce Center - Notre Dame, Ind.

Game 9

Box score for Game 9: Northern Illinois vs Notre Dame. Includes player stats (FG-A, 3-pt FG-A, FT-A, REB, PF, TP, A, TO, BK, ST, MIN) and team totals.

Box score for Game 9: Notre Dame vs Northern Illinois. Includes player stats (FG-A, 3-pt FG-A, FT-A, REB, PF, TP, A, TO, BK, ST, MIN) and team totals.

SCORE BY PERIODS

Score by periods for Game 9: Northern Illinois (1, 2, F), Notre Dame (25, 37, 62).

OFFICIALS: John Gaffney, James Breeding, William Bush

TECHNICALS: None
ATTENDANCE: 10,142

Notes: Notre Dame won its 25th straight home game to set the Joyce Center win streak mark ... The 108 points scored by the Irish were the most by a Notre Dame team in regulation under head coach Mike Brey ... Luke Harangody registered his fourth double-double in six games ... Kyle McAlamey extended his double-figure scoring streak to a career-high five games ... Notre Dame's 72.0 percent shooting in the first half was the best percentage by an Irish team in a first half under Brey.

Notre Dame 84, San Francisco 76
December 22, 2007
Joyce Center - Notre Dame, Ind.

Game 10

Box score for Game 10: San Francisco vs Notre Dame. Includes player stats (FG-A, 3-pt FG-A, FT-A, REB, PF, TP, A, TO, BK, ST, MIN) and team totals.

Box score for Game 10: Notre Dame vs San Francisco. Includes player stats (FG-A, 3-pt FG-A, FT-A, REB, PF, TP, A, TO, BK, ST, MIN) and team totals.

SCORE BY PERIODS

Score by periods for Game 10: San Francisco (1, 2, F), Notre Dame (29, 47, 76).

OFFICIALS: Brian O'Connell, Mike Roberts, Glenn Mayborg

TECHNICALS: None
ATTENDANCE: 8,048

Notes: Luke Harangody registered his third consecutive double-double for the first time in his career and topped the 20-plus point mark for the fourth time ... Tony Jackson notched his first career-high with a season-high 15 points and matched his personal-best with 10 assists ... Kyle McAlamey registered double figures for the sixth straight game for the longest double-figure scoring streak of his career ... Notre Dame's 45.8 percent shooting from the field marked the eighth time this season that Irish have shot better than 45.0 percent in a game.

Notre Dame 87, Brown 54
December 29, 2007
Joyce Center - Notre Dame, Ind.

Game 11

Box score for Game 11: Brown vs Notre Dame. Includes player stats (FG-A, 3-pt FG-A, FT-A, REB, PF, TP, A, TO, BK, ST, MIN) and team totals.

Box score for Game 11: Notre Dame vs Brown. Includes player stats (FG-A, 3-pt FG-A, FT-A, REB, PF, TP, A, TO, BK, ST, MIN) and team totals.

SCORE BY PERIODS

Score by periods for Game 11: Brown (1, 2, F), Notre Dame (27, 27, 54).

OFFICIALS: Reggie Greenwood, Paul Faia, James Breeding

TECHNICALS: None
ATTENDANCE: 8,386

Notes: Notre Dame dished off 20-plus assists for the fifth game ... Rob Kurz registered his third double-double of the season ... Ryan Ayers matched his career-best with 13 points ... Luke Harangody and Kyle McAlamey extended their double-figure scoring streaks to nine and seven games, respectively (both career bests).

Notre Dame 77, North Florida 58
December 31, 2007
Joyce Center - Notre Dame, Ind.

Game 12

Box score for Game 12: North Florida vs Notre Dame. Includes player stats (FG-A, 3-pt FG-A, FT-A, REB, PF, TP, A, TO, BK, ST, MIN) and team totals.

Box score for Game 12: Notre Dame vs North Florida. Includes player stats (FG-A, 3-pt FG-A, FT-A, REB, PF, TP, A, TO, BK, ST, MIN) and team totals.

SCORE BY PERIODS

Score by periods for Game 12: North Florida (1, 2, F), Notre Dame (18, 40, 58).

OFFICIALS: Curtis Shaw, Mike Roberts, Ron Tyburski

TECHNICALS: North Florida Bench
ATTENDANCE: 7,841

Notes: Notre Dame dished off 20-plus assists for the sixth game and second consecutive outings ... Rob Kurz registered his second consecutive double-double and fourth of the campaign with a season-high 23 points and career-best 13 boards ... Tony Jackson had double figures in assists for the second time in three games and third time in his career ... Ryan Ayers was in double figures for the second consecutive game for the first time in his career ... Luke Harangody topped the 20-point mark for the fifth time this season ... Kurz grabbed his 500th career rebound.





2007-08 Box Scores

Notre Dame 69, West Virginia 56
January 3, 2008
Joyce Center - Notre Dame, Ind.

Game 13

Box score for Game 13: West Virginia vs Notre Dame. Includes player stats (FG-A, 3-pt, FT-A, REB, PF, TP, A, TO, BK, ST, MIN) and team totals.

Score by periods and technical details for Game 13. Includes scores by quarters and officials/attendance information.

Notes: Notre Dame improved to 7-6 all-time in BIG EAST openers and 4-4 under head coach Mike Brey ... The Irish are now 24-8 all-time against West Virginia and have won 13 of the last 14 meetings ...

Notre Dame 73, Connecticut 67
January 5, 2008
Joyce Center - Notre Dame, Ind.

Game 14

Box score for Game 14: Connecticut vs Notre Dame. Includes player stats and team totals.

Score by periods and technical details for Game 14. Includes scores by quarters and officials/attendance information.

Notes: Kyle McAlamey's 32 points marked a career-high as he connected on a personal-best 13 field goals ...

Marquette 92, Notre Dame 66
January 12, 2008
Bradley Center - Milwaukee, Wis.

Game 15

Box score for Game 15: Marquette vs Notre Dame. Includes player stats and team totals.

Score by periods and technical details for Game 15. Includes scores by quarters and officials/attendance information.

Notes: Luke Harangody's 29 points and 14 rebounds marked his third straight double-double and eighth overall as well as the seventh time this season with 20-plus points ...

Notre Dame 91, Cincinnati 74
January 15, 2008
Joyce Center - Notre Dame, Ind.

Game 16

Box score for Game 16: Cincinnati vs Notre Dame. Includes player stats and team totals.

Score by periods and technical details for Game 16. Includes scores by quarters and officials/attendance information.

Notes: Luke Harangody's 24 points in the second half were the most by an Irish player in a half since Chris Thomas '27 (finished with 39 points) against Saint Louis on March 22, 2004 ...





2007-08 Box Scores

Georgetown 84, Notre Dame 65
January 19, 2008
Verizon Center - Washington D.C.

Game 17

Notre Dame	FG-A	3-pt FG-A	FT-A	REB	PF	TP	A	TO	BK	ST	MIN
Rob Kurz	1-6	0-2	6-6	2-4	4	8	2	0	0	1	32
Luke Harangody	3-13	0-0	7-8	3-5	5	13	2	3	1	1	27
Tory Jackson	2-5	1-4	0-2	3-4	2	5	3	7	0	1	33
Kyle McAlarmey	4-15	2-8	0-0	0-0	3	10	1	2	0	2	35
Ryan Ayers	1-4	1-4	1-2	0-2	1	4	1	0	0	1	23
Tyrone Nash	0-0	0-0	0-0	0-0	0	0	0	0	0	0	1
Ty Proffitt	0-0	0-0	0-0	0-0	0	0	0	0	0	0	1
Jonathan Peoples	5-6	2-2	0-0	3-1	0	12	0	0	0	0	11
Tim Abromaitis	0-0	0-0	2-2	0-0	0	2	0	0	0	0	1
Zach Hillesland	1-3	0-0	2-2	0-7	3	4	1	1	0	0	18
Luke Zeller	3-9	1-5	0-0	2-2	2	7	0	0	0	1	18
Team				4-6							
TOTALS	20-61	7-25	18-22	17-25	21	65	10	13	1	7	200

FG%: 1st Half 9-30, .300; 2nd Half 11-31, .355; Game .328; 3-PT%: 1st Half 5-17, .294; 2nd Half 2-8, .250; Game .280; FT%: 1st Half 2-1, 1.000; 2nd Half 16-20, .800; Game .818; Deadball: 2.

Georgetown	FG-A	3-pt FG-A	FT-A	REB	PF	TP	A	TO	BK	ST	MIN
Jonathan Wallace	2-7	0-3	4-4	0-2	1	8	2	1	0	0	28
Dajuan Summers	5-10	2-5	5-7	2-9	3	17	2	3	2	1	29
Austin Freeman	7-10	2-3	0-0	2-2	2	16	2	1	0	2	28
Jessie Sapp	4-6	3-5	3-4	1-1	3	14	6	5	1	3	32
Roy Hibbert	7-11	0-0	7-9	0-3	3	21	5	0	1	0	26
Vernon Macklin	2-2	0-0	0-2	0-3	3	4	0	0	0	0	12
Jeremiah Rivers	0-3	0-1	0-0	0-0	2	0	1	1	0	0	17
Byron Jansen	0-1	0-0	0-0	0-0	0	0	0	0	0	0	1
Tyler Crawford	1-2	1-2	0-0	1-0	1	3	0	0	0	0	10
Omar Wattad	0-0	0-0	0-0	0-0	1	0	0	0	0	0	2
Patrick Ewing	0-1	0-1	1-3	1-3	1	1	1	2	0	0	15
Team				1-3							
TOTALS	28-53	8-20	20-29	8-26	20	84	19	13	4	6	200

FG%: 1st Half 14-28, .500; 2nd Half 14-25, .560; Game .528; 3-PT%: 1st Half 2-11, .182; 2nd Half 6-9, .667; Game .400; FT%: 1st Half 8-10, .800; 2nd Half 12-19, .632; Game .690; Deadball: 1.

SCORE BY PERIODS

Georgetown	1	2	F
Notre Dame	38	46	84
Notre Dame	25	40	65

OFFICIALS: Bob Donato, Brian O'Connell, Tim Clougherty
TECHNICALS: Notre Dame - Team
ATTENDANCE: 19,286
Notes: Notre Dame lost to Georgetown for the fifth consecutive time ... Luke Harangody extended his double-figure scoring streak to 15 games ... Jonathan Peoples scored a career-high 12 points ... The Irish shot a season-low 32.8 percent from the field ... Notre Dame is 6-3 all-time under head coach Mike Brey when playing at the Verizon Center.

Notre Dame 81, Providence 74
January 31, 2008
Joyce Center - Notre Dame, Ind.

Game 19

Providence	FG-A	3-pt FG-A	FT-A	REB	PF	TP	A	TO	BK	ST	MIN
Geoff McDermott	5-13	0-2	0-2	3-5	4	10	8	6	3	0	39
Randall Hanke	2-2	0-0	0-0	0-1	1	4	0	3	1	0	6
Jeff Xavier	4-10	2-8	0-0	2-3	5	10	1	0	0	1	33
Dwain Williams	6-20	4-13	4-4	1-4	2	20	3	2	0	0	42
Brian McKenzie	4-13	2-10	0-0	4-3	4	10	3	2	0	1	36
Alex Kellogg	0-0	0-0	0-0	0-3	1	0	1	0	0	0	13
Jamine Peterson	2-4	0-0	0-0	1-0	2	4	0	0	0	0	11
Charles Burch	0-0	0-0	0-0	0-1	1	0	1	0	0	0	9
Jonathan Kale	3-6	0-0	0-0	1-2	0	6	0	1	0	0	11
Ray Hall	4-5	0-0	2-10	4-3	2	10	1	1	0	0	25
Team				6-1							
TOTALS	30-73	8-33	6-16	22-26	22	74	18	15	4	2	225

FG%: 1st Half 13-31, .419; 2nd Half 12-30, .400; OT 5-12, .417; Game .411; 3-PT%: 1st Half 3-14, .214; 2nd Half 2-14, .143; OT 3-5, .600; Game .242; FT%: 1st Half 2-4, .500; 2nd Half 4-8, .500; OT 0-4, .000; Game .375; Deadball: 4.

Notre Dame	FG-A	3-pt FG-A	FT-A	REB	PF	TP	A	TO	BK	ST	MIN
Rob Kurz	2-8	1-4	6-6	2-5	4	11	4	2	3	1	30
Zach Hillesland	3-5	0-0	1-2	2-1	2	7	2	3	0	0	27
Luke Harangody	11-22	0-0	9-10	4-10	4	31	1	2	1	2	34
Tory Jackson	5-9	0-1	4-6	1-2	3	14	7	3	0	2	41
Kyle McAlarmey	3-11	2-6	0-0	1-3	1	8	5	2	0	1	42
Jonathan Peoples	0-0	0-0	0-0	0-1	0	0	0	0	0	0	6
Luke Zeller	0-1	0-1	0-0	0-0	1	0	1	0	0	1	9
Ryan Ayers	3-5	2-4	2-3	0-3	2	10	1	1	0	1	36
Team				2-1							
TOTALS	27-61	5-16	22-27	11-27	17	81	21	13	4	8	225

FG%: 1st Half 13-27, .481; 2nd Half 9-28, .321; OT 5-6, .833; Game .443; 3-PT%: 1st Half 3-7, .429; 2nd Half 0-6, .000; OT 2-3, .667; Game .313; FT%: 1st Half 3-3, 1.000; 2nd Half 11-14, .786; OT 8-10, .800; Game .815; Deadball: 2.

SCORE BY PERIODS

Providence	1	2	OT	F
Providence	31	30	13	74
Notre Dame	32	29	20	81

OFFICIALS: Mike Kitts, Brian O'Connell, Doug Shows
TECHNICALS: None
ATTENDANCE: 10,179
Notes: Notre Dame extended its Joyce Center home win streak to 32 games ... This was the first overtime game in that streak ... Luke Harangody's 31 points marked a career high ... He recorded his 10th double-double of the season ... Tory Jackson scored in double figures for the fifth time ... Ryan Ayers notched double figures for the second straight game and 10th time this season ... This was the first overtime game for Notre Dame since the 2005-06 campaign and ninth under head coach Mike Brey (Notre Dame is 4-5) ... It marked the first overtime win since Notre Dame's 93-92 double overtime victory at the Joyce Center against Georgetown on February 1, 2003.

Notre Dame 90, Villanova 80
January 26, 2008
Wachovia Center - Philadelphia, PA.

Game 18

Notre Dame	FG-A	3-pt FG-A	FT-A	REB	PF	TP	A	TO	BK	ST	MIN
Rob Kurz	3-7	2-5	4-4	1-3	3	12	1	4	0	0	31
Luke Harangody	8-14	0-0	9-13	4-6	2	25	2	1	1	0	31
Tory Jackson	2-5	0-0	5-9	1-2	4	9	7	2	0	1	38
Kyle McAlarmey	10-16	5-9	5-6	0-0	2	30	5	4	0	1	38
Ryan Ayers	2-3	2-3	4-6	1-4	1	10	1	1	0	3	18
Tyrone Nash	0-0	0-0	0-0	0-0	0	0	0	0	0	0	1
Jonathan Peoples	1-2	0-1	0-0	0-2	0	2	0	0	0	0	8
Zach Hillesland	1-4	0-0	0-0	0-6	4	2	4	3	0	1	28
Luke Zeller	0-2	0-1	0-0	0-0	0	2	0	0	0	1	7
Team				2-6							
TOTALS	27-53	9-19	27-38	9-29	16	90	20	15	1	7	200

FG%: 1st Half 14-26, .538; 2nd Half 13-27, .481; Game .509; 3-PT%: 1st Half 4-9, .444; 2nd Half 5-10, .500; Game .474; FT%: 1st Half 7-12, .583; 2nd Half 20-26, .769; Game .711; Deadball: 2.

Villanova	FG-A	3-pt FG-A	FT-A	REB	PF	TP	A	TO	BK	ST	MIN
Shane Clark	1-4	0-1	0-0	4-1	2	2	1	2	0	0	14
Antonion Pena	8-9	0-0	1-1	1-8	5	17	3	3	1	1	26
Dante Cunningham	3-8	0-0	1-2	3-2	5	7	3	3	1	1	29
Corey Fisher	5-15	2-3	1-2	1-3	4	13	3	2	0	3	33
Scottie Reynolds	5-13	0-5	3-4	1-1	2	13	2	1	0	1	32
Malcom Grant	2-7	2-4	2-2	0-1	2	8	2	0	0	0	10
Reggie Redding	3-6	0-1	1-1	3-3	3	7	3	1	0	2	25
Dwayne Anderson	1-2	0-1	0-0	1-2	2	2	0	0	0	0	9
Corey Stokes	4-8	3-6	0-0	0-4	4	11	2	2	0	0	22
Team				0-1							
TOTALS	32-72	7-21	9-12	14-26	29	80	19	14	2	8	200

FG%: 1st Half 12-32, .375; 2nd Half 20-40, .500; Game .444; 3-PT%: 1st Half 2-7, .286; 2nd Half 5-14, .357; Game .333; FT%: 1st Half 3-5, .600; 2nd Half 6-7, .857; Game .750; Deadball: 0.

SCORE BY PERIODS

Villanova	1	2	F
Notre Dame	29	51	80
Notre Dame	39	51	90

OFFICIALS: Tim Higgins, Jamie Luckie, Earl Walton
TECHNICALS: None
ATTENDANCE: 19,989
Notes: The victory was Notre Dame's first league road win of the season ... Kyle McAlarmey registered his second 30-plus point performance in six games and produced the multiple 30-point outings for the first time since Chris Quinn had four in 2005-06 ... McAlarmey also registered his six 20-plus point outing of the season ... Luke Harangody registered his ninth double-double of the season with his 25 points and 10 rebounds and topped the 20-plus point mark for the ninth time ... Tory Jackson dished off seven-plus assists for the eighth time and fourth time in a BIG EAST game ... The win over the No. 18 Wildcats was the first over a ranked opponent on the road since Notre Dame beat No. 22/19 Alabama on December 7, 2007 ... Ryan Ayers came off the bench for the first time this season and scored in double figures for the sixth time ... Zach Hillesland made his first start of the season.





2007-08 Game-By-Game Statistics

Opponent	Overall		3-Point		FT-A	Pct.	O-D-Tot.	PF	A	TO	B	S	Pts
	FG-A	Pct.	FG-A	Pct.									
Long Island	18-65	.277	6-24	.250	8-9	.889	13-24-37	12	13	12	4	3	50
Notre Dame	35-68	.515	7-17	.412	5-9	.556	13-35-48	12	28	11	9	7	82
Monmouth	13-49	.265	3-20	.150	4-5	.800	4-14-18	16	6	16	2	7	33
Notre Dame	29-57	.509	10-23	.432	8-13	.615	15-31-46	10	15	15	4	6	76
Baylor	24-58	.414	8-22	.364	12-20	.600	15-26-41	21	11	15	4	8	68
Notre Dame	20-59	.339	7-19	.368	17-23	.739	16-22-38	21	10	10	0	6	64
Georgia Tech	27-57	.474	10-17	.588	6-11	.546	10-23-33	26	17	20	1	8	70
Notre Dame	29-57	.509	10-23	.432	20-29	.690	13-19-32	16	14	19	5	11	69
Youngstown State	29-70	.414	11-21	.524	6-14	.429	12-22-34	21	20	12	0	7	75
Notre Dame	32-58	.552	7-17	.412	16-24	.667	11-33-44	14	24	17	5	7	87
Colgate	21-51	.412	8-17	.471	13-17	.766	8-20-28	14	13	17	7	3	63
Notre Dame	32-69	.464	13-28	.464	17-19	.895	18-24-42	16	25	8	3	10	94
Eastern Michigan	25-52	.481	7-15	.467	8-13	.615	11-15-26	15	15	9	2	1	65
Notre Dame	27-48	.563	10-16	.625	12-17	.706	9-19-28	12	18	9	4	2	76
Kansas State	25-64	.391	3-20	.150	6-9	.667	15-26-41	14	10	17	5	6	59
Notre Dame	28-72	.389	5-19	.263	7-10	.700	15-25-44	11	12	15	3	9	68
Northern Illinois	23-67	.343	7-25	.280	9-17	.529	10-17-27	22	15	13	1	7	62
Notre Dame	36-58	.621	14-25	.560	22-35	.629	11-41-52	16	27	11	3	6	108
San Francisco	30-68	.441	6-19	.316	10-13	.769	10-25-35	24	15	14	1	7	76
Notre Dame	27-59	.458	7-17	.412	23-32	.719	11-30-41	12	19	14	2	12	84
Brown	17-52	.327	11-23	.478	9-16	.563	6-19-25	16	13	9	3	4	54
Notre Dame	30-70	.429	13-32	.406	14-17	.824	22-32-54	17	23	7	3	6	87
North Florida	23-64	.359	7-17	.412	5-9	.556	11-27-38	20	15	17	2	6	58
Notre Dame	25-57	.439	7-23	.304	20-27	.741	8-33-41	19	24	12	6	8	77
West Virginia	22-69	.319	5-25	.200	7-11	.636	15-18-33	19	9	9	4	6	56
Notre Dame	24-50	.480	5-12	.417	16-21	.762	12-34-46	11	16	20	3	3	69
Connecticut	27-69	.391	2-17	.118	11-17	.647	14-30-44	16	14	13	12	10	67
Notre Dame	27-73	.370	9-17	.529	10-11	.909	17-31-48	17	18	14	5	7	73
Marquette	34-73	.466	12-24	.500	12-15	.800	13-23-36	23	23	13	4	17	92
Notre Dame	23-58	.397	4-19	.211	16-25	.640	19-27-46	14	13	24	4	6	66
Cincinnati	30-75	.400	6-29	.207	8-11	.727	18-18-36	26	21	16	0	7	74
Notre Dame	24-51	.471	9-17	.529	34-42	.810	11-29-40	15	18	15	1	5	91
Georgetown	28-53	.528	8-20	.400	20-29	.690	8-26-34	20	19	13	4	6	84
Notre Dame	20-61	.328	7-25	.280	18-22	.818	17-25-42	21	10	13	1	7	65
Villanova	32-72	.444	7-21	.333	9-12	.750	14-26-40	29	19	14	2	8	80
Notre Dame	27-53	.509	9-19	.474	27-38	.711	9-29-38	16	20	15	1	7	90
Providence	30-73	.411	8-33	.242	6-16	.375	22-26-48	22	18	15	4	2	74
Notre Dame	27-61	.443	5-16	.313	22-27	.815	11-27-38	17	21	13	4	8	81

