


**2004 Notre Dame Combined Team Stats**

	<b>ND</b>	<b>OPP</b>
SCORING	289	289
Points Per Game	24.1	24.1
FIRST DOWNS	217	225
Rushing	87	66
Passing	116	139
Penalty	14	20
RUSHING YARDAGE	1,529	1,058
Yards gained rushing	1794	1425
Yards lost rushing	265	367
Rushing Attempts	460	399
Average Per Rush	3.3	2.7
Average Per Game	127.4	88.2
TDs Rushing	17	6
PASSING YARDAGE	2,617	3,375
Att-Comp-Int.	362-195-10	426-248-9
Average Per Pass	7.2	7.9
Average Per Catch	13.4	13.6
Average Per Game	218.1	281.2
TDs Passing	17	23
TOTAL OFFENSE	4,146	4,433
Total Plays	822	825
Average Per Play	5.0	5.4
Average Per Game	345.5	369.4
KICK RETURNS: #-YARDS	41-766	47-936
PUNT RETURNS: #-YARDS	33-358	29-239
INT RETURNS: #-YARDS	9-201	10-105
KICK RETURN AVERAGE	18.7	19.9
PUNT RETURN AVERAGE	10.8	8.2
INT RETURN AVERAGE	22.3	10.5
FUMBLES-LOST	15-6	27-12
PENALTIES-YARDS	67-548	62-495
Average Per Game	45.7	41.2
PUNTS-YARDS	81-3,285	63-2,591
Average Per Punt	40.6	41.1
Net punt average	37.6	35.4
TIME OF POSSESSION/GAME	30:50	29:10
3RD-DOWN CONVERSIONS	68/183	67/181
3rd-Down Pct.	37%	37%
4TH-DOWN CONVERSIONS	8/15	6/15
4th-Down Pct.	53%	40%
SACKS BY-YARDS	30-197	25-147
MISC YARDS	79	0
TOUCHDOWNS SCORED	37	32
FIELD GOALS-ATTEMPTS	11-15	22-27
PAT-ATTEMPTS	34-35	29-29
ATTENDANCE	484,770	340,090
Games/Avg Per Game	6/80,795	4/85,022
Neutral Site Games	2/61,042	

SCORE BY QUARTERS	1st	2nd	3rd	4th	Total
Notre Dame	80	63	69	77	289
Opponents	73	68	73	75	289

*Experience elegant dining  
with seasonal flair.*

Prepared by dedicated culinarians,  
you will select from flavor filled menus  
designed for your dining pleasure.  
Cuisine created from seasonal offerings  
and enhanced through presentation  
by our professional service staff.  
Dine at Sorin's and embrace the season.



**SORIN'S**  
Located at The Morris Inn.  
Reservations Recommended  
631-2020  
www.sorinsnd.com



# 2004 Final Stats

<b>RUSHING</b>	<b>G</b>	<b>Att.</b>	<b>Gain</b>	<b>Lost</b>	<b>Net</b>	<b>Avg.</b>	<b>TD</b>	<b>Long</b>	<b>Yards/Gm</b>
Walker, Darius	11	185	821	35	786	4.2	7	40	71.5
Grant, Ryan	9	127	536	21	515	4.1	5	32	57.2
Wilson, Marcus	12	35	145	7	138	3.9	1	33	11.5
Jenkins, Jeff	4	9	45	2	43	4.8	0	14	10.8
Powers-Neal, Rashon	12	13	28	0	28	2.2	1	7	2.3
Thomas, Travis	10	25	45	20	25	1.0	0	12	2.5
Hoskins, Justin	6	4	16	0	16	4.0	0	6	2.7
Holiday, Carlyle	12	2	3	0	3	1.5	0	3	0.2
Shelton, Matt	12	1	0	0	0	0.0	0	0	0.0
Quinn, Brady	12	54	155	159	-4	-0.3	3	22	-0.3
Anastasio, Chase	12	1	0	13	-13	-13.0	0	--	-1.1
Team	6	4	0	8	-8	-2.0	0	--	-1.3
<b>Total</b>	<b>12</b>	<b>460</b>	<b>1794</b>	<b>265</b>	<b>1529</b>	<b>3.3</b>	<b>17</b>	<b>40</b>	<b>127.4</b>
<b>Opponents</b>	<b>12</b>	<b>399</b>	<b>1425</b>	<b>367</b>	<b>1058</b>	<b>2.7</b>	<b>6</b>	<b>25</b>	<b>88.2</b>

<b>PASSING</b>	<b>G</b>	<b>Effic.</b>	<b>Att-Cmp-Int</b>	<b>Pct.</b>	<b>Yards</b>	<b>TD</b>	<b>Long</b>	<b>Yards/Gm</b>
Quinn, Brady	12	125.87	353-191-10	54.1	2586	17	54	215.5
Dillingham, Pat	5	110.07	6-4-0	66.7	31	0	13	6.2
Wilson, Marcus	12	0.00	1-0-0	0.0	0	0	0	0.0
Hoskins, Justin	6	0.00	1-0-0	0.0	0	0	0	0.0
Holiday, Carlyle	12	0.00	1-0-0	0.0	0	0	0	0.0
<b>Total</b>	<b>12</b>	<b>124.57</b>	<b>362-195-10</b>	<b>53.9</b>	<b>2617</b>	<b>17</b>	<b>54</b>	<b>218.1</b>
<b>Opponents</b>	<b>12</b>	<b>138.36</b>	<b>426-248-9</b>	<b>58.2</b>	<b>3375</b>	<b>23</b>	<b>97</b>	<b>281.2</b>

<b>RECEIVING</b>	<b>G</b>	<b>No.</b>	<b>Yds</b>	<b>Avg</b>	<b>TD</b>	<b>Long</b>	<b>Avg/G</b>
McKnight, Rhema	12	42	610	14.5	3	54	50.8
Fasano, Anthony	11	27	367	13.6	4	42	33.4
Stovall, Maurice	9	21	313	14.9	1	49	34.8
Shelton, Matt	12	20	515	25.8	6	53	42.9
Samardzija, Jeff	12	17	274	16.1	0	41	22.8
Walker, Darius	11	10	74	7.4	0	22	6.7
Powers-Neal, Rashon	12	10	72	7.2	2	19	6.0
Collins, Jerome	12	6	67	11.2	0	21	5.6
Grant, Ryan	9	6	51	8.5	0	16	5.7
Carlson, John	12	6	31	5.2	0	12	2.6
Freeman, Marcus	8	5	50	10.0	0	16	6.2
Wilson, Marcus	12	5	38	7.6	0	18	3.2
Palmer, Billy	12	4	34	8.5	1	14	2.8
Schmidt, Josh	10	3	31	10.3	0	16	3.1
Thomas, Travis	10	3	30	10.0	0	15	3.0
Holiday, Carlyle	12	3	25	8.3	0	14	2.1
Jenkins, Jeff	4	2	10	5.0	0	7	2.5
Quinn, Brady	12	2	0	0.0	0	0	0.0
Anastasio, Chase	12	1	15	15.0	0	15	1.2
Vaughn, Chris	4	1	7	7.0	0	7	1.8
Harris, Ryan	12	1	3	3.0	0	3	0.2
<b>Total</b>	<b>12</b>	<b>195</b>	<b>2617</b>	<b>13.4</b>	<b>17</b>	<b>54</b>	<b>218.1</b>
<b>Opponents</b>	<b>12</b>	<b>248</b>	<b>3375</b>	<b>13.6</b>	<b>23</b>	<b>97</b>	<b>281.2</b>

<b>FIELD GOALS</b>	<b>FGM-FGA</b>	<b>Pct</b>	<b>1-19</b>	<b>20-29</b>	<b>30-39</b>	<b>40-49</b>	<b>50+</b>	<b>Lg</b>	<b>Blk</b>
Fitzpatrick, D.J.	11-15	73.3	0-0	5-5	2-4	4-5	0-1	47	0

<b>SCORING</b>	<b>TD</b>	<b>FGs</b>	<b>PATS</b>					<b>Saf</b>	<b>Points</b>
			<b>Kick</b>	<b>Rush</b>	<b>Recv</b>	<b>Pass</b>	<b>DXP</b>		
Fitzpatrick, D.J.	0	11-15	34-35	0-0	0	0-0	0	0	67
Walker, Darius	7	0-0	0-0	0-0	0	0-0	0	0	42
Shelton, Matt	6	0-0	0-0	0-0	0	0-0	0	0	36
Grant, Ryan	5	0-0	0-0	0-0	0	0-0	0	0	30
Fasano, Anthony	4	0-0	0-0	0-0	0	0-0	0	0	24
Quinn, Brady	3	0-0	0-0	0-0	0	0-2	0	0	18
Powers-Neal, Rashon	3	0-0	0-0	0-0	0	0-0	0	0	18
McKnight, Rhema	3	0-0	0-0	0-0	0	0-0	0	0	18
Goolsby, Mike	1	0-0	0-0	0-0	0	0-0	0	0	6
Palmer, Billy	1	0-0	0-0	0-0	0	0-0	0	0	6
Wilson, Marcus	1	0-0	0-0	0-0	0	0-0	0	0	6
Zbikowski, Tom	1	0-0	0-0	0-0	0	0-0	0	0	6
Stovall, Maurice	1	0-0	0-0	0-0	0	0-0	0	0	6
Jackson, Preston	1	0-0	0-0	0-0	0	0-0	0	0	6
<b>Total</b>	<b>37</b>	<b>11-15</b>	<b>34-35</b>	<b>0-0</b>	<b>0</b>	<b>0-2</b>	<b>0</b>	<b>0</b>	<b>289</b>
<b>Opponents</b>	<b>32</b>	<b>22-27</b>	<b>29-29</b>	<b>0-0</b>	<b>1</b>	<b>1-3</b>	<b>0</b>	<b>0</b>	<b>289</b>

<b>INTERCEPTIONS</b>	<b>No.</b>	<b>Yards</b>	<b>Avg.</b>	<b>TD</b>	<b>Long</b>
Goolsby, Mike	2	50	25.0	1	26
Ellick, Dwight	2	20	10.0	0	18
Curry, Derek	2	39	19.5	0	35
Richardson, Mike	1	32	32.0	0	32
Jackson, Preston	1	38	38.0	1	38
Zbikowski, Tom	1	22	22.0	0	22
<b>Total</b>	<b>9</b>	<b>201</b>	<b>22.3</b>	<b>2</b>	<b>38</b>
<b>Opponents</b>	<b>10</b>	<b>105</b>	<b>10.5</b>	<b>0</b>	<b>37</b>



# 2004 Final Stats

<b>FUMBLE RETURNS</b>	<b>No.</b>	<b>Yards</b>	<b>Avg.</b>	<b>TD</b>	<b>Long</b>
Curry, Derek	1	4	4.0	0	4
Zbikowski, Tom	1	75	75.0	1	75
<b>Total</b>	<b>2</b>	<b>79</b>	<b>39.5</b>	<b>1</b>	<b>75</b>
<b>Opponents</b>	<b>0</b>	<b>0</b>	<b>0.0</b>	<b>0</b>	<b>0</b>

<b>PUNTING</b>	<b>No.</b>	<b>Yards</b>	<b>Avg.</b>	<b>Long</b>	<b>TB</b>	<b>FC</b>	<b>I20</b>	<b>Blkd</b>
Fitzpatrick, D.J.	76	3175	41.8	67	6	8	29	1
Price, Geoff.	2	89	44.5	51	0	1	2	0
Team	3	21	7.0	21	0	0	0	2
<b>Total</b>	<b>81</b>	<b>3285</b>	<b>40.6</b>	<b>67</b>	<b>6</b>	<b>9</b>	<b>31</b>	<b>3</b>
<b>Opponents</b>	<b>63</b>	<b>2591</b>	<b>41.1</b>	<b>63</b>	<b>1</b>	<b>3</b>	<b>15</b>	<b>3</b>

<b>KICKOFFS</b>	<b>No.</b>	<b>Yards</b>	<b>Avg.</b>	<b>TB</b>	<b>OB</b>
Gioia, Carl	24	1329	55.4	0	2
Renkes, Bobby	23	1312	57.0	4	2
Fitzpatrick, D.J.	11	615	56.1	0	0
<b>Total</b>	<b>58</b>	<b>3256</b>	<b>56.1</b>	<b>4</b>	<b>4</b>
<b>Opponents</b>	<b>62</b>	<b>3804</b>	<b>61.4</b>	<b>19</b>	<b>2</b>

<b>PUNT RETURNS</b>	<b>No.</b>	<b>Yards</b>	<b>Avg.</b>	<b>TD</b>	<b>Long</b>
Holiday, Carlyle	29	314	10.8	0	68
McKnight, Rhema	3	16	5.3	0	8
Collins, Jerome	1	28	28.0	0	28
<b>Total</b>	<b>33</b>	<b>358</b>	<b>10.8</b>	<b>0</b>	<b>68</b>
<b>Opponents</b>	<b>29</b>	<b>239</b>	<b>8.2</b>	<b>1</b>	<b>52</b>

<b>KICK RETURNS</b>	<b>No.</b>	<b>Yds</b>	<b>Avg</b>	<b>TD</b>	<b>Long</b>
Anastasio, Chase	19	353	18.6	0	40
Hoskins, Justin	9	174	19.3	0	26
Campbell, Carlos	8	173	21.6	0	41
Stovall, Maurice	2	29	14.5	0	16
Borsetti, Nick	1	10	10.0	0	10
Holiday, Carlyle	1	16	16.0	0	16
Shelton, Matt	1	11	11.0	0	11
<b>Total</b>	<b>41</b>	<b>766</b>	<b>18.7</b>	<b>0</b>	<b>41</b>
<b>Opponents</b>	<b>47</b>	<b>936</b>	<b>19.9</b>	<b>2</b>	<b>100</b>

<b>ALL PURPOSE</b>	<b>G</b>	<b>Rush</b>	<b>Rec</b>	<b>PR</b>	<b>KOR</b>	<b>IR</b>	<b>Total</b>	<b>Avg/G</b>
Walker, Darius	11	786	74	0	0	0	860	78.2
McKnight, Rhema	12	0	610	16	0	0	626	52.2
Grant, Ryan	9	515	51	0	0	0	566	62.9
Shelton, Matt	12	0	515	0	11	0	526	43.8
Pasano, Anthony	11	0	367	0	0	0	367	33.4
Holiday, Carlyle	12	3	25	314	16	0	358	29.8
Anastasio, Chase	12	-13	15	0	353	0	355	29.6
Stovall, Maurice	9	0	313	0	29	0	342	38.0
Samardzija, Jeff	12	0	274	0	0	0	274	22.8
Hoskins, Justin	6	16	0	0	174	0	190	31.7
Wilson, Marcus	12	138	38	0	0	0	176	14.7
Campbell, Carlos	12	0	0	0	173	0	173	14.4
Powers-Neal, Rashon	12	28	72	0	0	0	100	8.3
Collins, Jerome	12	0	67	28	0	0	95	7.9
Thomas, Travis	10	25	30	0	0	0	55	5.5
Jenkins, Jeff	4	43	10	0	0	0	53	13.2
Freeman, Marcus	8	0	50	0	0	0	50	6.2
Palmer, Billy	12	0	34	0	0	0	34	2.8
Carlson, John	12	0	31	0	0	0	31	2.6
Schmidt, Josh	10	0	31	0	0	0	31	3.1
Vaught, Chris	4	0	7	0	0	0	7	1.8
Harris, Ryan	12	0	3	0	0	0	3	0.2
Quinn, Brady	12	-4	0	0	0	0	-4	-0.3
<b>Total</b>	<b>12</b>	<b>1529</b>	<b>2617</b>	<b>358</b>	<b>766</b>	<b>201</b>	<b>5471</b>	<b>455.9</b>
<b>Opponents</b>	<b>12</b>	<b>1058</b>	<b>3375</b>	<b>239</b>	<b>936</b>	<b>105</b>	<b>5713</b>	<b>476.1</b>

<b>TOTAL OFFENSE</b>	<b>G</b>	<b>Plays</b>	<b>Rush</b>	<b>Pass</b>	<b>Total</b>	<b>Avg/Gm</b>
Quinn, Brady	12	407	-4	2586	2582	215.2
Walker, Darius	11	185	786	0	786	71.5
Grant, Ryan	9	127	515	0	515	57.2
Wilson, Marcus	12	36	138	0	138	11.5
Jenkins, Jeff	4	9	43	0	43	10.8
Dillingham, Pat	5	6	0	31	31	6.2
Powers-Neal, Rashon	12	13	28	0	28	2.3
Thomas, Travis	10	25	25	0	25	2.5
Hoskins, Justin	6	5	16	0	16	2.7
Holiday, Carlyle	12	3	3	0	3	0.2
Anastasio, Chase	12	1	-13	0	-13	-1.1
Team	6	4	-8	0	-8	-1.3
<b>Total</b>	<b>12</b>	<b>822</b>	<b>1529</b>	<b>2617</b>	<b>4146</b>	<b>345.5</b>
<b>Opponents</b>	<b>12</b>	<b>825</b>	<b>1058</b>	<b>3375</b>	<b>4433</b>	<b>369.4</b>



# 2004 Final Stats

## 2004 NOTRE DAME FOOTBALL DEFENSIVE LEADERS

	GP	-----Tackles-----			TFL/Yds	Sacks  No-Yds	---Pass Def---		---Fumbles---		Blkd Kick	Saf
		Solo	Ast	Total			Int-Yds	BrUp	Rcv-Yds	FF		
Goolsby, Mike (LB)	12	43	54	97	7.5-23	3-15	2-50	3	1-0	0	0	0
Hoyte, Brandon (LB)	12	39	35	74	8-46	3-18	0-0	1	0-0	3	0	0
Burrell, Quentin (S)	12	42	30	72	0.5-0	0-0	0-0	3	1-0	0	0	0
Zbikowski, Tom (S)	12	37	33	70	2.5-5	0-0	1-22	1	1-75	2	0	0
Curry, Derek (LB)	12	42	23	65	8-41	4.5-35	2-39	3	2-4	0	0	0
Tuck, Justin (DE)	11	27	20	47	14-57	6-38	0-0	0	0-0	0	0	0
Ellick, Dwight (CB)	12	32	12	44	1-4	0-0	2-20	7	1-0	2	0	0
Jackson, Preston (CB)	12	29	12	41	0-0	0-0	1-38	6	0-0	0	0	0
Landri, Derek (DT)	12	19	21	40	7-22	0.5-1	0-0	4	1-0	1	0	0
Pauly, Greg (DT)	12	18	19	37	5.5-14	1-7	0-0	1	0-0	0	0	0
Richardson, Mike (S)	12	25	8	33	0-0	0-0	1-32	3	0-0	3	0	0
Campbell, Carlos (CB)	12	19	6	25	1.5-4	0-0	0-0	0	0-0	0	0	0
Budinscak, Kyle (DE)	12	17	8	25	6.5-36	5-33	0-0	3	1-0	1	0	0
Parish IV, Freddie (DB)	12	10	8	18	0-0	0-0	0-0	0	0-0	0	0	0
Laws, Trevor (DT)	12	8	9	17	2-11	1-8	0-0	2	1-0	1	0	0
Abiamiri, Victor (DE)	12	9	6	15	6-22	2-14	0-0	0	0-0	0	0	0
Mays, Corey (LB)	11	6	9	15	2-7	2-7	0-0	0	0-0	0	0	0
Ndukwu, Chinedum (S)	9	4	3	7	0-0	0-0	0-0	1	1-0	1	0	0
Frome, Chris (DE)	7	4	3	7	0-0	0-0	0-0	1	0-0	0	0	0
Borseti, Nick (LB)	9	2	5	7	0-0	0-0	0-0	0	0-0	0	0	0
Carlson, John (TE)	12	4	1	5	0-0	0-0	0-0	0	0-0	0	0	0
Wooden, Ambrose (CB)	9	2	3	5	0-0	0-0	0-0	0	0-0	0	0	0
Leitko, Travis (DE)	11	2	3	5	0-0	0-0	0-0	0	1-0	0	0	0
Collins, Jerome (TE)	12	3	1	4	0-0	0-0	0-0	0	0-0	0	3	0
Fitzpatrick, D.J. (K/P)	12	2	2	4	0-0	0-0	0-0	0	0-0	0	0	0
Anastasio, Chase (WR)	12	3	1	4	0-0	0-0	0-0	0	0-0	0	0	0
Vaughn, Chris (WR)	4	3	1	4	0-0	0-0	0-0	0	0-0	0	0	0
Beidatsch, Brian (DE)	8	1	2	3	0-0	0-0	0-0	0	0-0	0	0	0
Brockington, Joe (LB)	11	2	1	3	0-0	0-0	0-0	0	0-0	0	0	0
Carney, Jake (S)	5	1	2	3	0-0	0-0	0-0	0	0-0	0	0	0
Woods, Rob (WR)	7	2	1	3	0-0	0-0	0-0	0	0-0	0	0	0
Thomas, Travis (RB)	10	2	1	3	0-0	0-0	0-0	0	0-0	0	0	0
Samardzija, Jeff (WR)	12	2	1	3	0-0	0-0	0-0	0	0-0	0	0	0
Stovall, Maurice (WR)	9	3	0	3	0-0	0-0	0-0	0	0-0	0	0	0
Bolen, Lionel (S)	3	1	1	2	0-0	0-0	0-0	0	0-0	0	0	0
Quinn, Brady (QB)	12	2	0	2	0-0	0-0	0-0	0	0-0	0	0	0
Thomas, Mitchell (LB)	11	2	0	2	1-4	0-0	0-0	0	0-0	0	0	0
Dunn, Casey (LS)	12	0	2	2	0-0	0-0	0-0	0	1-0	0	0	0
Shelton, Matt (WR)	12	1	0	1	0-0	0-0	0-0	0	0-0	0	0	0
Fasano, Anthony (TE)	11	1	0	1	0-0	0-0	0-0	0	0-0	0	0	0
Freeman, Marcus (TE)	8	1	0	1	0-0	0-0	0-0	0	0-0	0	0	0
McKnight, Rhema (WR)	12	1	0	1	0-0	0-0	0-0	0	0-0	0	0	0
<b>Total</b>	<b>12</b>	<b>476</b>	<b>347</b>	<b>823</b>	<b>74-297</b>	<b>30-197</b>	<b>9-201</b>	<b>39</b>	<b>12-79</b>	<b>15</b>	<b>3</b>	<b>0</b>
<b>Opponents</b>	<b>12</b>	<b>505</b>	<b>330</b>	<b>835</b>	<b>63-239</b>	<b>25-147</b>	<b>10-105</b>	<b>33</b>	<b>6-0</b>	<b>10</b>	<b>3</b>	<b>0</b>



2004 Game-by-Game Starters

OFFENSE	WR	LT	LG	C	RG	RT	TE	WR	QB	FB	RB
at BYU	McKnight	Harris	Morton	Sullivan	Stevenson	LeVoi	Fasano	Stovall	Quinn	Freeman*	T. Thomas
Michigan	McKnight	Harris	Morton	Sullivan	Stevenson	LeVoi	Fasano	Stovall	Quinn	Freeman*	Grant
at MSU	McKnight	Harris	Morton	Sullivan	Stevenson	LeVoi	Fasano	Stovall	Quinn	Freeman*	Grant
Washington	McKnight	Harris	Morton	Sullivan	Stevenson	LeVoi	Fasano	Shelton	Quinn	Freeman*	Walker
Purdue	McKnight	Harris	Morton	Sullivan	Stevenson	LeVoi	Freeman	Shelton	Quinn	Powers-Neal	Walker
Stanford	McKnight	Harris	Morton	Sullivan	Stevenson	LeVoi	Freeman	Stovall	Quinn	Carlson*	Grant
vs. Navy	McKnight	Harris	Morton	Sullivan	Stevenson	LeVoi	Fasano	Stovall	Quinn	Carlson*	Grant
BC	McKnight	Harris	Morton	Sullivan	Stevenson	LeVoi	Fasano	Stovall	Quinn	Powers-Neal	Grant
at Tenn.	McKnight	Harris	Morton	Sullivan	Stevenson	LeVoi	Fasano	Stovall	Quinn	Powers-Neal	Grant
Pittsburgh	Holiday	Harris	Morton	Sullivan	Stevenson	LeVoi	Palmer	Clark*	Quinn	Schmidt	Grant
at USC	Shelton	Harris	Morton	Sullivan	Stevenson	LeVoi	Fasano	Stovall	Quinn	Powers-Neal	Grant
#OSU	Samardzija	Harris	Santucci	Sullivan	Stevenson	LeVoi	Fasano	Palmer*	Quinn	Hoskins	Grant

\* - opened in two tight end formation

DEFENSE	DE	DT	NG	DE	OLB	ILB	ILB	CB	FS	SS	CB
at BYU	Budinscak	Pauly	Landri	Tuck	Curry	Goolsby	Campbell*	Ellick	Burrell	Zbikowski	Jackson
Michigan	Budinscak	Pauly	Landri	Tuck	Curry	Goolsby	Campbell*	Ellick	Burrell	Zbikowski	Jackson
at MSU	Budinscak	Pauly	Landri	Tuck	Curry	Goolsby	Campbell*	Ellick	Burrell	Zbikowski	Jackson
Washington	Budinscak	Pauly	Landri	Tuck	Curry	Goolsby	Hoyte	Ellick	Burrell	Zbikowski	Jackson
Purdue	Budinscak	Pauly	Landri	Tuck	Curry	Goolsby	Richardson*	Ellick	Burrell	Zbikowski	Jackson
Stanford	Budinscak	Pauly	Landri	Tuck	Curry	Goolsby	Richardson*	Ellick	Burrell	Zbikowski	Jackson
vs. Navy	Budinscak	Pauly	Landri	Tuck	Curry	Goolsby	Hoyte	Ellick	Burrell	Zbikowski	Jackson
BC	Budinscak	Pauly	Landri	Tuck	Curry	Goolsby	Hoyte	Ellick	Burrell	Zbikowski	Jackson
at Tenn.	Budinscak	Pauly	Landri	Tuck	Curry	Goolsby	Richardson*	Ellick	Burrell	Zbikowski	Jackson
Pittsburgh	Budinscak	Pauly	Landri	Tuck	Curry	Goolsby	Richardson*	Ellick	Burrell	Zbikowski	Jackson
at USC	Budinscak	Pauly	Landri	Tuck	Curry	Goolsby	Richardson*	Ellick	Burrell	Zbikowski	Jackson
#OSU	Budinscak	Pauly	Landri	Abiamiri	Curry	Goolsby	Hoyte	Ellick	Burrell	Zbikowski	Jackson

\* - opened in nickel defense; # - Insight Bowl

Red Zone Statistics

ND	Inside 20			Touchdowns			FG		Failed to score			
	#	√	Pts	Tot	Run	Pass	M	A	Dns	Int	Fmb	Half
at BYU	1	1	3	0	0	0	1	1	0	0	0	0
MICH	4	3	21	3	2	1	0	0	1	0	0	0
at MSU	5	3	17	2	2	0	1	2	0	1	0	0
WASH	3	3	21	3	1	2	0	0	0	0	0	0
PUR	4	2	9	1	1	0	1	1	1	0	1	0
STAN	3	3	20	3	3	0	0	0	0	0	0	0
vs. NAVY	3	3	17	2	2	0	1	1	0	0	0	0
BC	2	2	13	2	2	0	0	0	0	0	0	0
at TENN	2	1	7	1	0	1	0	0	0	0	0	1
PITT	4	4	28	4	2	2	0	0	0	0	0	0
at USC	2	2	10	1	0	1	1	1	0	0	0	0
#OSU	3	3	21	3	1	2	0	0	0	0	0	0
<b>Totals</b>	<b>36</b>	<b>30</b>	<b>187</b>	<b>25</b>	<b>16</b>	<b>9</b>	<b>5</b>	<b>6</b>	<b>2</b>	<b>1</b>	<b>0</b>	<b>1</b>

Notre Dame Red Zone Efficiency: 30 of 36 (.833) / Touchdown Efficiency: 25 of 36 (.694)

Opponent	Inside 20			Touchdowns			FG		Failed to score			
	#	√	Pts	Tot	Run	Pass	M	A	Dns	Int	Fmb	Half
at BYU	1	1	7	1	1	0	0	0	0	0	0	0
MICH	3	3	9	0	0	0	3	3	0	0	0	0
at MSU	2	1	7	1	1	0	0	0	0	0	1	0
WASH	2	1	3	0	0	0	1	1	0	0	1	0
PUR	4	4	24	3	0	3	1	1	0	0	0	0
STAN	4	4	15	1	1	0	3	3	0	0	0	0
vs. NAVY	3	2	9	1	1	0	1	1	1	0	0	0
BC	3	2	10	1	1	0	1	2	0	0	0	0
at TENN	2	2	6	0	0	0	2	2	0	0	0	0
PITT	7	7	41	5	0	5	2	2	0	0	0	0
at USC	1	1	7	1	0	1	0	0	0	0	0	0
#OSU	6	5	35	5	1	4	0	1	0	0	0	0
<b>Totals</b>	<b>38</b>	<b>33</b>	<b>173</b>	<b>19</b>	<b>6</b>	<b>13</b>	<b>14</b>	<b>16</b>	<b>1</b>	<b>0</b>	<b>2</b>	<b>0</b>

Opponent Red Zone Efficiency: 33 of 38 (.868) / Touchdown Efficiency: 19 of 38 (.500)

Third-Down Conversions

Player	Rush	Rec	Tot
Ryan Grant	11	1	12
Anthony Fasano	0	10	10
Jeff Samardzija	0	9	9
Rhema McKnight	0	8	8
Brady Quinn	7	0	7
Darius Walker	6	0	6
Maurice Stovall	0	5	5
Matt Shelton	0	4	4
Jerome Collins	0	2	2
John Carlson	0	1	1
Carlyle Holiday	0	1	1
Jeff Jenkins	1	0	1
Travis Thomas	1	0	1
Marcus Wilson	1	0	1
<b>Totals</b>	<b>27</b>	<b>41</b>	<b>68</b>

ND on 3rd down: 68-183 (.372)

Fourth-Down Conversions

Player	Rush	Rec	Tot
Brady Quinn	3	0	3
Ryan Grant	1	0	1
Rhema McKnight	0	1	1
Billy Palmer	0	1	1
Matt Shelton	0	1	1
Darius Walker	1	0	1
<b>Totals</b>	<b>5</b>	<b>3</b>	<b>8</b>

ND on 4th down: 8-15 (.533)



# 2004 Game Recaps

## Game 1

Notre Dame	17
BYU	20

### LaVell Edwards Stadium Sept. 4, 2004

**PROVO, Utah** — Brigham Young held off a late push by Notre Dame for a 20-17 victory in the season opener for both teams. Matt Berry passed for 167 yards, including a 42-yard touchdown pass and a clutch 37-yard completion in the final minutes to Todd Watkins, after relieving BYU starter John Beck in the second quarter.

The Fighting Irish were about to get a final chance with BYU facing a third-and-8 play from its own 25. But Berry, who replaced injured starter John Beck in the second quarter, threw a long pass toward the Notre Dame sideline that Watkins leaped to pull in and give BYU a first down with 1:34 remaining. Watkins, a junior college transfer making his BYU debut, also caught a 50-yard pass from Beck to set up the Cougars' opening touchdown.

Notre Dame's Brady Quinn completed 26 of 47 passes for 265 yards, including a screen pass that Rhema McKnight took 54 yards for a touchdown. Preston Jackson returned an interception 38 yards in the fourth quarter to get the Irish within a field goal, but they had to punt on their last possession and the Cougars didn't give up the ball again.

McKnight had a career-high eight catches for 92 yards in the game as Quinn distributed completions to seven different receivers. Tight end Anthony Fasano added four catches for 60 yards for the Irish while fullback Rashon Powers-Neal caught four passes for 24 yards.

Berry, BYU's starter until breaking a bone in his hand early last season, completed 15 of 23 passes yards and an interception. He was shaky early in relief of Beck, who left in the second quarter after being leveled on an option play by Irish linebacker Brandon Hoyte. X-rays on Beck were negative for any breaks, but he did not return.

The Cougars prevailed on a night when the most effective ways to move the ball were do anything but run with it. Only 22 of BYU's 285 yards came on the ground. The Fighting Irish had 21 carries for 11 yards on the ground. Matt Payne had field goals of 44 and 53 yards for BYU and his punting was clutch, pinning the Irish inside their own 15 all night and handcuffing the already struggling offense. Payne averaged 46.8 yards per kick even with a few short ones he tried to place in the corner.

BYU was the first to score when Fahu Tahī ran in from 5 yards out. The score was set up by Watkins, who was double covered and had his legs wrapped up but pulled in a 50-yard pass from Beck anyway. The Irish didn't score until late in the second quarter when Quinn ran the hurry-up offense to get within range for D.J.

Fitzpatrick's 21-yard field goal for Notre Dame's first points of the season.

## SCORING SUMMARY

Notre Dame	0	3	7	7	—	17
BYU	10	3	7	0	—	20

### First Quarter

BYU - Naufahu Tahī 5 run (Matt Payne kick), 9:47

BYU - FG Payne 44, 1:31

### Second Quarter

BYU - FG Payne 53, 1:34

ND - FG D.J. Fitzpatrick 21, 0:00

### Third Quarter

BYU - Austin Collie 42 pass from Matt Berry (Payne kick), 7:47

ND - Rhema McKnight 54 pass from Brady Quinn (Fitzpatrick kick), 4:24

### Fourth Quarter

ND - Preston Jackson 38 interception return (Fitzpatrick kick), 8:19

### Team Statistics

	ND	BYU
First downs	15	13
Rushes-yards	21-11	35-22
Passes (Att-Comp-Int)	47-26-0	33-22-1
Passing yards	265	263
Total plays-yards	68-276	68-285
Kick returns-yards	3-51	6-63
Sacks by	5-36	3-22
Punts-average	11-40.8	9-46.8
Fumbles-lost	2-1	3-1
Penalties-yards	7-55	9-74
Third-down conversions	3-16	7-19
Fourth-down conversions	1-2	0-0
Time of possession	26:28	33:32

### Individual Leaders

#### Rushing (Carries-Yards):

ND: Marcus Wilson 9-22; Travis Thomas 6-2; Rashon Powers-Neal 1-0; Brady Quinn 5-(-13).

BYU: Naufahu Tahī 12-31; Curtis Brown 12-15; John Beck 3-12; TEAM 2-(-2); Austin Collie 1-(-3); Matt Berry 5-(-31).

#### Passing (Att.-Comp.-Int.-Yds.-TD):

ND: Brady Quinn 47-26-0-265-1.

BYU: Matt Berry 23-15-1-167-1; John Beck 10-7-0-96-0.

#### Receiving (Catches-Yards):

ND: Rhema McKnight 8-92; Anthony Fasano 4-60; Rashon Powers-Neal 4-24; Marcus Freeman 3-28; Maurice Stovall 3-23; Travis Thomas 2-28; Jeff Jenkins 2-10.

BYU: Todd Watkins 5-115; Curtis Brown 5-15; Austin Collie 3-54; Naufahu Tahī 3-31; David Coats 2-32; Jason Kukahiko 2-14; Dennis Pitta 1-4; Chris Hale 1-(-2).

Attendance - 65,251 (c)

## Game 2

#8/7 Michigan	20
Notre Dame	28

### Notre Dame Stadium Sept. 11, 2004

**NOTRE DAME, Ind.** — Freshman running back Darius Walker ran for two fourth-quarter touchdowns as Notre Dame pulled off a 28-20 upset of No. 8/7 Michigan, which self-destructed in the second half.

Walker's first score from six yards out gave the Irish (1-1) their first lead, 14-12, just over a minute into the fourth quarter. After a blocked punt on Michigan's next possession, Walker scampered five yards around left end to extend the lead to 21-12.

"This was a big win. Any time you knock off a top 10 team, it's a big win," Notre Dame coach Tyrone Willingham said. "This was just one game, though. I can't get ahead of myself; I won't let my team get ahead of itself. Today was fantastic; tomorrow we start over again."

Walker finished with 115 yards on 31 carries, becoming the first Notre Dame freshman to top the 100-yard mark since Julius Jones in 1999. He also was the first Irish rookie running back to score twice since Jerome Heavens in 1975.

"(Running backs coach) Buzz Preston and I talked during the week. We wanted to get him in the first quarter, but we didn't know how many carries he would get," Willingham said. "He gave us a spark. The right person at the right time can give you that spark that everyone feeds off of."

Michigan (1-1) was undone by miscues in the second half, turning the ball over three times in addition to the blocked punt. The Wolverines also were unable to establish their running game, gaining just 55 yards on 28 carries.

The Wolverines held a 9-0 lead at the half as Garrett Rivas connected on field goals of 38, 33 and 22 yards. Notre Dame got on the board in the third period when Brady Quinn, who completed 10-of-20 passes for 178 yards and two touchdowns, hit Matt Shelton with a 46-yard scoring strike. Rivas' fourth field goal from 47 yards gave Michigan a 12-7 lead heading into the final period.

Michigan freshman Chad Henne was 25-of-40 for 240 yards and a touchdown to Steve Breaston with 2:27 to play. Henne found Breaston for the two-point conversion to provide the final margin.

The loss was Michigan's third straight at Notre Dame Stadium. The Wolverines have not won at Notre Dame Stadium since 1994. The Wolverines hold an 18-13-1 all-time lead in the series but are just 4-8-1 since 1987, including 1-5-1 at Notre Dame.

## SCORING SUMMARY

Michigan	6	3	3	8	—	20
Notre Dame	0	0	7	21	—	28

### First Quarter

UM - FG Garrett Rivas 38, 8:29

UM - FG Rivas 33, 0:11

### Second Quarter

UM - FG Rivas 22, 0:00

### Third Quarter

ND - Matt Shelton 46 pass from Brady Quinn (D.J. Fitzpatrick kick), 11:02

UM - FG Rivas 47, 5:57

### Fourth Quarter

ND - Darius Walker 6 run (Fitzpatrick kick), 13:48

ND - Darius Walker 5 run (Fitzpatrick kick), 11:23

ND - Rashon Powers-Neal 8 pass from Quinn (Fitzpatrick kick), 5:49

UM - Steve Breaston 25 pass from Chad Henne (Rivas kick), 2:27

### Team Statistics

	UM	ND
First downs	15	13
Rushes-yards	30-56	40-135
Passes (Att-Comp-Int)	40-25-1	21-10-3
Passing yards	240	178
Total plays-yards	70-296	61-313
Kick returns-yards	5-94	12-162
Sacks by	0-0	2-18
Punts-average	8-38.4	7-37.6
Fumbles-lost	2-2	2-1
Penalties-yards	6-50	5-49
Third-down conversions	6-18	3-12
Fourth-down conversions	0-0	0-1
Time of possession	32:38	27:22

### Individual Leaders

#### Rushing (Carries-Yards):

UM: Jerome Jackson 15-32; Pierre Rembert 4-23; Michael Hart 5-17; Kevin Dudley 1-4; David Underwood 1-0; Steve Breaston 1-(-4); Chad Henne 3-(-16).

ND: Darius Walker 31-115; Ryan Grant 4-9; Brady Quinn 2-7; Marcus Wilson 3-4.

#### Passing (Att.-Comp.-Int.-Yds.-TD):

UM: Chad Henne 40-25-1-240-1.

ND: Brady Quinn 20-10-3-178-2; Marcus Wilson 1-0-0-0-0.

#### Receiving (Catches-Yards):

UM: Braylon Edwards 12-129; Steve Breaston 5-42; Jason Avant 3-30; Tim Massaquoi 1-11; Tyler Ecker 1-9; Kevin Dudley 1-9; Michael Hart 1-8; Pierre Rembert 1-2.

ND: Maurice Stovall 5-82; Rhema McKnight 3-42; Matt Shelton 1-46; Rashon Powers-Neal 1-8.

Attendance - 80,795 (c)





**Game 3**  
**Notre Dame** 31  
**Michigan State** 24

**Spartan Stadium**  
**Sept. 18, 2004**

**EAST LANSING, Mich.** — Irish safety Tom Zbikowski returned a fumble 75 yards for a touchdown and had an interception that set up another score for Notre Dame, which forced six turnovers and beat Michigan State 31-24. The Fighting Irish (2-1) got three interceptions and recovered three fumbles in the victory.

Zbikowski's interception of Stephen Reaves' pass led to a 13-yard scoring drive for the Irish that was capped by a fourth-down, 1-yard bootleg by quarterback Brady Quinn to tie the game at 7. Zbikowski struck again on the next possession. He read a Michigan State option play and stripped running back Jason Teague of the ball, then raced the length of the field for a 14-7 lead.

Michigan State scored early in the first quarter on a blocked punt by Marshall Campbell. The punt was recovered in the end zone by Jerramy Scott to give Michigan State a 7-0 lead. But the Spartans couldn't keep the momentum, committing four first-half turnovers. Reaves, a freshman, was benched at halftime after throwing three interceptions. He was 7-for-20 for 66 yards.

The Irish had several scoring opportunities in the first half and extended their lead to 21-7 midway through the second period on a 59-yard, three-play drive capped by a 35-yard pass from Quinn to wide receiver Matt Shelton. Shelton finished with three catches for 123 yards and a touchdown.

An impressive 75-yard drive in the third period extended the Irish lead to 28-7. Notre Dame used seven consecutive running plays to reach the end zone. Grant started the drive with a 16-yard run before Walker carried four consecutive times for a total of 45 yards, including runs of 16 and 19 yards. Grant then returned to finish off the march with runs of nine and six yards, scoring from the six with 5:39 left in the third period.

That 21-point lead was short-lived as DeAndrea Cobb returned the ensuing kickoff 89 yards for a Spartan touchdown. MSU followed with a 31-yard march to a field goal on its next possession to cut the lead to 28-17 and threatened to make another charge in the fourth period by marching 85 yards to the Irish one-yard line before Notre Dame's Corey Mays forced a fumble by MSU tailback Jahuu Caulcrick that Quentin Burrell recovered in the end zone.

An exchange of fumbles preceded Notre Dame's clinching score, a 23-yard field goal by D.J. Fitzpatrick with 57 seconds remaining for a 31-17 Irish lead. Reaves' replacement, sophomore Drew Stanton, led the Spartans to their only offensive TD with 9 seconds left in the game. Stanton ran in from 4 yards out.

The Irish had enough on offense to secure the victory, running for 173 yards. Ryan Grant had 66 yards on 11 carries, including a 6-yard touchdown. Quinn was 11-of-24 passing for

215 yards, including the scoring pass to Shelton.

**SCORING SUMMARY**

Notre Dame	14	7	7	3	—	31
Michigan St.	7	0	7	10	—	24

**First Quarter**

MSU - Jerramy Scott 0 blocked punt return (Dave Rayner kick), 12:18

ND - Brady Quinn 1 run (D.J. Fitzpatrick kick), 4:42

ND - Tom Zbikowski 75 fumble return (Fitzpatrick kick), 0:07

**Second Quarter**

ND - Matt Shelton 35 pass from Quinn (Fitzpatrick kick), 8:52

**Third Quarter**

ND - Ryan Grant 6 run (Fitzpatrick kick), 5:39

MSU - DeAndrea Cobb 89 kickoff return (Rayner kick), 5:28

**Fourth Quarter**

MSU - FG Rayner 46, 14:55

ND - FG Fitzpatrick 23, 0:57

MSU - Drew Stanton 4 run (Rayner kick), 0:09

<b>Team Statistics</b>	<b>ND</b>	<b>MSU</b>
First downs	19	18
Rushes-yards	48-173	35-165
Passes (Att-Comp-Int)	24-11-1	34-15-3
Passing yards	215	176
Total plays-yards	72-388	69-341
Kick returns-yards	5-73	10-212
Sacks by	1-4	2-11
Punts-average	6-33.3	5-44.8
Fumbles-lost	2-2	5-3
Penalties-yards	4-22	3-20
Third-down conversions	7-16	4-14
Fourth-down conversions	1-1	0-0
Time of possession	34:01	25:59

**Individual Leaders**

**Rushing (Carries-Yards):**

ND: Darius Walker 26-98; Ryan Grant 11-66; Travis Thomas 5-10; Brady Quinn 4-1; Rashon Powers-Neal 1-0; TEAM 1-(-2).

MSU: Jahuu Caulcrick 15-85; Drew Stanton 8-49; Jason Teague 6-21; Matt Trannon 1-12; DeAndrea Cobb 3-3; Stephen Reaves 1-(-1); TEAM 1-(-4).

**Passing (Att.-Comp.-Int.-Yds.-TD):**

ND: Brady Quinn 24-11-1-215-1.  
 MSU: Stephen Reaves 20-7-3-66-0; Drew Stanton 12-8-0-110-0; TEAM 2-0-0-0-0.

**Receiving (Catches-Yards):**

ND: Jeff Samardzija 4-65; Matt Shelton 3-123; Maurice Stovall 2-17; Chris Vaughn 1-7; Darius Walker 1-3.

MSU: Jason Teague 4-14; Jerramy Scott 3-71; Kyle Brown 3-43; Matt Trannon 2-27; Agim Shabaj 2-14; Eric Knott 1-7.

Attendance - 74,962 (c)

**Game 4**  
**Washington** 3  
**Notre Dame** 38

**Notre Dame Stadium**  
**Sept. 25, 2004**

**NOTRE DAME, Ind.** — Finally, Notre Dame had room to relax.

Brady Quinn tied a school record with four touchdown passes to lead the Fighting Irish to a 38-3 victory over Washington, improving the Irish's record to 3-1. Quinn was 15-of-23 passing for 196 yards with two touchdowns each to Matt Shelton and Anthony Fasano in the first half, leading Notre Dame to its first easy victory of the season.

Quinn completed only two passes in the second half, one for 53 yards that set up the Fighting Irish's final score, but it hardly mattered. Quinn, a sophomore, finished 17 of 32 for 266 yards with one interception. Quinn spread his completions around to seven different receivers, including one play in which he caught his own deflected pass, and has completed passes for 14 different receivers this season. Quinn's fourth touchdown pass tied a school record done eight times, the last by Carlyle Holiday in 2002.

About the only disappointment for Notre Dame on Saturday was that after playing their best half offensively, the Irish could not move the ball in the second half. But the Huskies — who were held without a touchdown for the first time since a 16-3 loss to Arizona in 1992 — never got back in the game. The three points were the fewest allowed by the Irish since a 42-0 victory over Rutgers on Nov. 23, 2002.

Quinn guided Notre Dame to scores on five of its eight first-half possessions. He started the run on Notre Dame's second possession, pump faking a screen pass, then throwing 24 yards into the end zone to Shelton, who was wide open. Two possessions later, Quinn capped a 79-yard drive, Notre Dame's longest scoring drive of the season, with a 27-yard pass to a leaping Shelton. Making his first starting appearance for the Irish, Shelton finished with a career-high four catches for 74 yards.

The Notre Dame defense, which had set up or scored half of the Irish touchdowns entering the game, set the offense up again on Washington's next play. Nose guard Trevor Laws jarred the ball loose from tailback Kenny James, then fell on the ball at the Washington 18. The Irish scored on the next play when Quinn threw an 18-yard TD pass to Fasano, giving Notre Dame a 21-0 lead at the end of the first quarter.

Washington made it 21-3 on a 26-yard field goal by Michael Braunstein. But the Irish went ahead, 28-3, on a 15-yard scoring pass from Quinn to Fasano in the second quarter. Notre Dame moved ahead 31-3 when D. J. Fitzpatrick kicked a 45-yard field goal with 34 seconds left in the half. The Irish went ahead, 38-3, on a 17-yard run by the freshman Darius Walker, who finished with 81 yards on 23 carries. Walker made his first start in place on injured senior Ryan Grant.

**SCORING SUMMARY**

Washington	0	3	0	0	—	3
Notre Dame	21	10	0	7	—	38

**First Quarter**

ND - Matt Shelton 24 pass from Brady Quinn (D.J. Fitzpatrick kick), 8:59

ND - Shelton 27 pass from Quinn (Fitzpatrick kick), 0:20

ND - Anthony Fasano 18 pass from Quinn (Fitzpatrick kick), 0:00

**Second Quarter**

WASH - FG Michael Braunstein 26, 11:53

ND - Fasano 15 pass from Quinn (Fitzpatrick kick), 9:14

ND - FG Fitzpatrick 45, 0:34

**Fourth Quarter**

ND - Darius Walker 17 run (Fitzpatrick kick), 12:19

<b>Team Statistics</b>	<b>WASH</b>	<b>ND</b>
First downs	20	22
Rushes-yards	34-112	46-146
Passes (Att-Comp-Int)	44-17-1	32-17-1
Passing yards	223	266
Total plays-yards	78-335	78-412
Kick returns-yards	11-135	3-37
Sacks by	0-0	0-0
Punts-average	7-40.6	8-45.0
Fumbles-lost	5-4	1-0
Penalties-yards	6-55	10-101
Third-down conversions	3-15	5-16
Fourth-down conversions	0-2	0-1
Time of possession	28:03	31:57

**Individual Leaders**

**Rushing (Carries-Yards):**

WASH: Kenny James 11-33; James Sims 4-30; Louis Rankin 5-25; Carl Bonnell 6-16; Zach Tuiaosopo 2-8; Anthony Russo 1-7; Shelton Sampson 3-6; Casey Paus 2-(-13).

ND: Darius Walker 23-81; Marcus Wilson 5-20; Rashon Powers-Neal 3-17; Jeff Jenkins 5-17; Justin Hoskins 4-16; Matt Shelton 1-0; Travis Thomas 5-(-5).

**Passing (Att.-Comp.-Int.-Yds.-TD):**

WASH: Casey Paus 26-10-0-130-0; Carl Bonnell 18-7-1-93-0.

ND: Brady Quinn 32-17-1-266-4.

**Receiving (Catches-Yards):**

WASH: Corey Williams 5-72; Sonny Shackelford 3-38; Bobby Whitthorne 2-36; Joe Toledo 2-27; Kenny James 2-15; Anthony Russo 1-13; Charles Frederick 1-11; Quintin Daniels 1-11.

ND: Matt Shelton 4-74; Rhema McKnight 3-68; Jeff Samardzija 3-48; Anthony Fasano 3-41; Carlyle Holiday 2-21; Josh Schmidt 1-14; Brady Quinn 1-0.

Attendance - 80,795 (c)



# 2004 Game Recaps

## Game 5

#15/15 **Purdue** 41  
**Notre Dame** 16

**Notre Dame Stadium**  
**Oct. 2, 2004**

**NOTRE DAME, Ind.** — It was an offensive showcase that has seldom been matched at Notre Dame Stadium.

An amazing performance by Notre Dame quarterback Brady Quinn was overshadowed by an incredible performance by Purdue quarterback Kyle Orton, whose pinpoint passing and poise in the pocket helped No. 15 Purdue end 30 years of frustration at Notre Dame. Off to a phenomenal start to the season, Orton passed for 385 yards — including a 97-yard touchdown to Taylor Stubblefield — and four scores as the Boilermakers defeated the Fighting Irish, 41-16.

Jerome Brooks ran back a kickoff 100 yards for a score for Purdue (4-0), which snapped a 13-game road losing streak in Notre Dame Stadium and became the first Big Ten team in three tries to beat Notre Dame this season. The Irish had defeated Michigan and Michigan State.

Orton completed 21-of-31 passes, including a pair of scores to Stubblefield, his favorite target. Through four games, Orton has 17 touchdowns without an interception this season. Just as impressive was Quinn, who went 26-of-46 for 432 yards — a record by a quarterback at Notre Dame Stadium — and one touchdown without an interception for the Irish (3-2). It was the second-most passing yards ever produced by a Notre Dame quarterback.

After Notre Dame tied the game at 3-3 on D.J. Fitzpatrick's 26-yard field goal with just over six minutes left in the first quarter, Brooks took the ensuing kickoff on the goal line, broke a pair of tackles and raced diagonally to his left for the score.

It was 13-3 when Notre Dame freshman Darius Walker lost a fumble at the Purdue 3 and Orton marched the Boilermakers on a 97-yard drive, which he capped with a two-yard pass to Rob Ninkovich to make it 20-3 with 1:03 left in the half.

Orton added three TD passes in the third quarter, including his bomb down the right sideline to Stubblefield just over three minutes into the half. It was the second-longest TD pass in Purdue history and the longest ever allowed by Notre Dame.

Stubblefield had seven catches for 181 yards and moved into second place on the school's career receiving yards and receptions lists. Despite both teams being held to double figures in rushing yards, the game featured more than 1,000 yards of total offense (Notre Dame - 536; Purdue - 512).

The Irish produced a pair of 100-yard receiving efforts in the game as tight end Anthony Fasano caught eight passes for 155 yards and receiver Rhema McKnight grabbed seven for 113 yards and a touchdown. Fasano's

total yardage set a new Notre Dame record for receiving yards by a tight end in a single game.

### SCORING SUMMARY

Purdue	10	10	21	0	—	41
Notre Dame	3	0	13	0	—	16

### First Quarter

**PUR** - FG Ben Jones 31, 10:49  
**ND** - FG D.J. Fitzpatrick 26, 6:30  
**PUR** - Jerome Brooks 100 kickoff return (Jones kick), 6:16

### Second Quarter

**PUR** - FG Jones 39, 11:24  
**PUR** - Rob Ninkovich 2 pass from Kyle Orton (Jones kick), 1:03

### Third Quarter

**PUR** - Taylor Stubblefield 97 pass from Orton (Jones kick), 11:51  
**ND** - Rhema McKnight 40 pass from Brady Quinn (Fitzpatrick kick), 8:54  
**PUR** - Kyle Ingraham 9 pass from Orton (Jones kick), 6:40  
**ND** - Rashon Powers-Neal 1 run (Quinn pass failed), 4:17  
**PUR** - Stubblefield 12 pass from Orton (Jones kick), 0:45

### Team Statistics

	<b>PUR</b>	<b>ND</b>
First downs	22	28
Rushes-yards	28-99	36-75
Passes (Att-Comp-Int)	32-22-0	49-29-0
Passing yards	413	460
Total plays-yards	60-512	85-536
Kick returns-yards	2-118	6-100
Sacks by	7-31	2-17
Punts-average	3-35.7	3-49.3
Fumbles-lost	0-0	2-1
Penalties-yards	8-70	7-40
Third-down conversions	5-10	8-18
Fourth-down conversions	0-0	2-4
Time of possession	26:48	33:12

### Individual Leaders

#### Rushing (Carries-Yards):

**PUR:** Jerod Void 11-53; Brandon Jones 9-44; Kyle Orton 6-3; Ray Williams 1-1; TEAM 1-(-2).

**ND:** Darius Walker 19-60; Jeff Jenkins 2-20; Marcus Wilson 1-2; Rashon Powers-Neal 2-1; Brady Quinn 12-(-7).

#### Passing (Att.-Comp.-Int.-Yds.-TD):

**PUR:** Kyle Orton 31-21-0-385-4; Brandon Jones 1-1-0-28-0.

**ND:** Brady Quinn 46-26-0-432-1; Pat Dillingham 3-3-0-28-0.

#### Receiving (Catches-Yards):

**PUR:** Taylor Stubblefield 7-181; Ray Williams 5-59; Kyle Ingraham 4-29; Dorien Bryant 2-78; Brian Hare 1-36; Jerod Void 1-15; Charles Davis 1-13; Rob Ninkovich 1-2.

**ND:** Anthony Fasano 8-155; Rhema McKnight 7-113; Matt Shelton 3-61; Jeff Samardzija 3-59; Marcus Freeman 2-22; Darius Walker 1-16; Chase Anastasio 1-15; Jerome Collins 1-13; Rashon Powers-Neal 1-6; Brady Quinn 1-0.

Attendance - 80,795 (c)

## Game 6

**Stanford** 15  
**Notre Dame** 23

**Notre Dame Stadium**  
**Oct. 9, 2004**

**NOTRE DAME, Ind.** — Notre Dame head coach Tyrone Willingham found a way to beat his former Stanford team for a third straight time as the Irish claimed a 23-15 win. This one, though, was nowhere near as easy as the previous two. With the victory, Notre Dame became just the second Division I-A team to win 800 games (Michigan won its 838th vs. Minnesota on Saturday).

Notre Dame looked as if it was in trouble until a muffed punt snap by Stanford set up a go-ahead touchdown by Ryan Grant from 3 yards out early in the fourth quarter. The Irish added an insurance score on quarterback Brady Quinn's two-yard run with 4:10 left and turned back Stanford's last-gasp drive for a tying score. Quinn was 11-of-24 passing for 173 yards, but didn't play the last series after being shaken up on the TD run.

"It was a barnburner," Willingham said. "We weren't trying to burn down the barn. It was hard for me because I didn't think we were playing the way I know we can."

Stanford (3-2), which lost to the Irish (4-2) by 24 and 50 points the past two seasons, looked as though it might finally beat its former coach. The Cardinal were leading 15-10 until punter Jay Ottovegio dropped the snap late in the third quarter despite no pressure by the Irish. Ottovegio picked the ball up and tried to get the punt off, but was tackled by Corey Mays just as he released the ball and fanned on the kick. Stanford's David Bergeron recovered the ball on the 27 for Stanford, but the Irish took over on downs.

Grant, who missed the past two games and the season-opener against Brigham Young because of an injured left hamstring, also had a 1-yard TD run in the third quarter. Grant finished with 67 yards on 19 carries for Notre Dame. Willingham said having Grant back was a key for the Irish.

"We said all along that Ryan is not only an excellent player, he's an excellent leader," Willingham said. "When you have him in there, it just multiplies your experience."

Darius Walker ran for 82 yards on 20 carries. Notre Dame, held to 76 yards rushing in its loss to Purdue and 11 yards in its loss to Brigham Young, rushed for 149 yards and improved to 4-0 in games when it rushes for at least 100 yards.

"I hope we can get out of this week-to-week situation and we can get consistent with our running game because that is critical to our success," Willingham said. "Having a run game allows us to be a better football team. That's the bottom line."

The Cardinal couldn't finish their drives, settling for three field goals by Michael Sgroi, including two on their first two possessions when they drove inside the Notre Dame 10. Despite all their troubles, Stanford had a chance to tie it from the 39-yard line on the last play of the game. But Notre Dame knocked

down the pass by Trent Edwards into the end zone to preserve the victory. Edwards was 17-of-38 passing for 267 yards for the Cardinal.

### SCORING SUMMARY

Stanford	6	0	9	0	—	15
Notre Dame	0	3	7	13	—	23

### First Quarter

**STAN** - FG Michael Sgroi 27, 9:45  
**STAN** - FG Sgroi 20, 5:22

### Second Quarter

**ND** - FG D.J. Fitzpatrick 38, 12:14

### Third Quarter

**STAN** - FG Sgroi 38, 12:23  
**ND** - Ryan Grant 1 run (Fitzpatrick kick), 5:56  
**STAN** - J.R. Lemon 1 run (Trent Edwards pass intercepted), 3:28

### Fourth Quarter

**ND** - Ryan Grant 3 run (Brady Quinn pass failed), 11:59

### Team Statistics

	<b>STAN</b>	<b>ND</b>
First downs	20	22
Rushes-yards	34-112	46-146
Passes (Att-Comp-Int)	44-17-1	32-17-1
Passing yards	223	266
Total plays-yards	78-335	78-412
Kick returns-yards	11-135	3-37
Sacks by	0-0	0-0
Punts-average	7-40.6	8-45.0
Fumbles-lost	5-4	1-0
Penalties-yards	6-55	10-101
Third-down conversions	3-15	5-16
Fourth-down conversions	0-2	0-1
Time of possession	28:03	31:57

### Individual Leaders

#### Rushing (Carries-Yards):

**STAN:** J.R. Lemon 13-41; Mark Bradford 1-16; Kenneth Tolon 4-8; Trent Edwards 6-8; Jay Ottovegio 1-(-6).

**ND:** Darius Walker 20-82; Ryan Grant 19-67; Marcus Wilson 1-8; Rashon Powers-Neal 4-4; Brady Quinn 7-(-12).

#### Passing (Att.-Comp.-Int.-Yds.-TD):

**STAN:** Trent Edwards 38-17-0-267-0.


**ND:** Brady Quinn 24-11-0-173-0.

#### Receiving (Catches-Yards):

**STAN:** Alex Smith 5-73; Evan Moore 5-72; Greg Camarillo 2-50; Matt Traverso 1-30; Justin McCullum 1-24; Mark Bradford 1-9; Kenneth Tolon 1-7; J.R. Lemon 1-2.

**ND:** Maurice Stovall 3-59; Rhema McKnight 3-51; Jerome Collins 3-45; Rashon Powers-Neal 1-10; Jeff Samardzija 1-8.

Attendance - 80,795 (c)





## Game 7

**Notre Dame** 27  
**Navy** 9

**Giants Stadium**  
**Oct. 16, 2004**

**EAST RUTHERFORD, N.J.** — Ryan Grant ran for 114 yards and two touchdowns, and Notre Dame (5-2) had little trouble extending its NCAA-record winning streak against Navy (5-1) with a 27-9 victory. Navy came in unbeaten with hopes of finally ending four decades of futility against the Irish. Adding to the optimism for the Midshipmen were their performances against Notre Dame the past two seasons when the Irish needed late-game heroics in both to extend the streak.

"We remember how close this game has been the last two years," Notre Dame linebacker Mike Goolsby. "That was the thing coach (Greg) Mattison tried to get across to us this week. It doesn't have to be close."

The defensive line coach was right. Grant and Notre Dame's dominant lines wrapped this one up early for the Irish. Notre Dame needed two possessions to take a 14-0 lead.

"It kind of set the tone for the game and gave us confidence," said quarterback Brady Quinn, who was 11-for-20 for 130 yards.

The Irish went into halftime up 17-0, having allowed Navy's triple-option attack to break midfield at Giants Stadium just once. The Midshipmen got their ground game going on the first drive of the second half, marching 81 yards without throwing a pass. But Navy stalled and settled for a field goal to make it 17-3.

Kyle Eckel finished with 102 yards on 22 rushes for Navy, but playing from behind just doesn't suit the Midshipmen. Navy completed 3 of 6 passes for 44 yards.

Navy came in averaging 267 yards rushing, but led by defensive tackles Greg Pauly and Derek Landri, Notre Dame had five sacks and limited the Midshipmen to 216 yards rushing.

Navy's only touchdown came on a late 5-yard run by Frank Divis. Notre Dame showed off its version of power football on its first drive of the second half. The Irish went 73 yards on 13 plays throwing just two short passes. Grant, from nearby Nyack, N.Y., accounted for 64 yards on the drive -- 55 on nine rushes. He skipped into the end zone from a yard out to make it 24-3 late in the third quarter.

Grant carried the ball 20 times for his first 100-yard game in two years. Notre Dame opened the game with an 81-yard drive that couldn't have gone more smoothly. Quinn completed his first two throws for 37 yards and Marcus Wilson, a third-stringer from New York City, scored his first career touchdown on a 33-yard run through a huge opening.

Notre Dame's second possession went much like the first, with Quinn hooking up with Matt Shelton for 30 yards to the Navy 20 and Grant handling the rest on the ground. The senior tailback went 19 yards off tackle, then bounced to the outside for a 1-yard run that made it 14-0.

Navy managed only 95 yards in the first half, all on the ground. Notre Dame balanced its attack with 110 on the ground and 116 through the air.

### SCORING SUMMARY

Notre Dame	14	3	7	3	—	27
Navy	0	0	3	6	—	9

### First Quarter

**ND** - Marcus Wilson 33 run (D.J. Fitzpatrick kick), 12:54

**ND** - Ryan Grant 1 run (Fitzpatrick kick), 6:48

### Second Quarter

**ND** - FG D.J. Fitzpatrick 47, 0:53

### Third Quarter

**NAVY** - FG Geoff Blumenfeld 29, 7:52

**ND** - Ryan Grant 1 run (Fitzpatrick kick), 1:16

### Fourth Quarter

**ND** - FG Fitzpatrick 20, 12:55

**NAVY** - Frank Divis 5 run (Aaron Polanco pass failed), 4:19

### Team Statistics

	<b>ND</b>	<b>NAVY</b>
First downs	20	17
Rushes-yards	44-204	61-216
Passes (Att-Comp-Int)	20-11-0	6-3-0
Passing yards	130	44
Total plays-yards	64-334	67-260
Kick returns-yards	5-39	7-90
Sacks by	5-21	0-0
Punts-average	4-41.0	4-35.0
Fumbles-lost	1-0	2-1
Penalties-yards	3-31	2-10
Third-down conversions	5-12	8-15
Fourth-down conversions	0-1	0-2
Time of possession	29:59	30:01

### Individual Leaders

#### Rushing (Carries-Yards):

**ND:** Ryan Grant 20-114; Marcus Wilson 6-40; Darius Walker 9-26; Travis Thomas 7-18; Jeff Jenkins 2-6.

**NAVY:** Kyle Eckel 22-102; Eric Roberts 5-51; Frank Divis 5-32; Aaron Polanco 24-19; Marco Nelson 3-13; Trey Hines 1-6; Lloyd Regas 1-(-7).

#### Passing (Att.-Comp.-Int.-Yds.-TD):

**ND:** Brady Quinn 20-11-0-130-0.

**NAVY:** Aaron Polanco 5-3-0-44-0; Frank Divis 1-0-0-0-0.

#### Receiving (Catches-Yards):

**ND:** Matt Shelton 2-40; Rhema McKnight 2-22; John Carlson 2-17; Anthony Fasano 1-18; Maurice Stovall 1-14; Ryan Grant 1-9; Jeff Samardzija 1-5; Darius Walker 1-5.

**NAVY:** Eric Roberts 1-21; Frank Divis 1-14; Amir Jenkins 1-9.

**Attendance** - 76,166

## Game 8

**Boston College** 24  
**#24/25 Notre Dame** 23

**Notre Dame Stadium**  
**Oct. 23, 2004**

**NOTRE DAME, Ind.** — Boston College quarterback Paul Peterson threw a 30-yard touchdown pass to Tony Gonzalez with 54 seconds left to give the Eagles a 24-23 comeback-behind victory over No. 24 Notre Dame, the Eagles' fourth straight win over the Irish. Gonzalez made a great catch on the game-winning touchdown, going up over Irish cornerback Mike Richardson and coming down with the ball in the end zone.

The Eagles dominated the second half after trailing 20-7 at halftime, outgaining the Irish 319 yards to 122 yards. The Irish were held to just 24 yards rushing in the second half. Peterson engineered the comeback, going 27-of-41 for 383 yards, including 19-of-23 for 297 yards in the second half. He had a 21-yard scoring pass to Joel Hazard in the third quarter and set up a 21-yard field goal by Ryan Ohliger early in the fourth that cut the lead to 20-17.

Two key defensive plays in the first half kept the Eagles within range of Notre Dame. Jazzmen Williams intercepted Brady Quinn's pass at BC's 1 and DeJuan Tribble picked off Quinn at the Eagles 11. Both plays came in the second quarter with Notre Dame trying to extend their lead. The Irish also struggled in the second half with a number of missed tackles, allowing BC to keep some drives alive. Notre Dame also missed what turned out to be a game-deciding extra point wide right on its third touchdown.

"I thought we missed a great number of opportunities to make plays," Willingham said. "We just did not take advantage of what we though were opportunities to get ourselves off the field or keep ourselves off the field."

Quinn was 20-of-33 for 231 yards with a TD pass and a touchdown run, but couldn't get the Irish going in the second half. Receiver Rhema McKnight led the Irish in receiving with five catches for 78 yards. The Irish rushed for 104 yards in the game, led by Ryan Grant's 48 yards on 17 carries. Darius Walker rushed eight times for 35 yards and scored a touchdown. Grant also caught four passes for 33 yards as Quinn completed passes to seven different receivers in the game.

The Eagles didn't let up when their first drive of the second half (an 87-yard march) stalled at the Notre Dame and Derek Landri blocked 22-yard field goal attempt by Ohliger. The Eagles came right back on their next possession with a touchdown when Joel Hazard scored on a 21-yard pass from Peterson. Hazard caught the ball at the 14 and just got into the end zone before Quentin Burrell knocked him out of bounds.

D.J. Fitzpatrick's 43-yard field goal upped the lead to 23-17 with 2:51 left, more than enough time for Peterson to direct the game-winning drive. A 55-yard field goal attempt by Fitzpatrick fell well short as time expired. Fitzpatrick's punting was a Notre Dame asset

for most of the game as he averaged 44.5 yards on six attempts, downing four kicks inside the BC 20-yard line.

### SCORING SUMMARY

Boston Coll.	7	0	7	10	—	24
Notre Dame	7	13	0	3	—	23

### First Quarter

**BC** - L.V. Whitworth 2 run (Ryan Ohliger kick), 7:54

**ND** - Matt Shelton 33 pass from Brady Quinn (D.J. Fitzpatrick kick), 2:54

### Second Quarter

**ND** - Quinn 1 run (Fitzpatrick kick), 11:09

**ND** - Darius Walker 9 run (Fitzpatrick kick failed), 3:56

### Third Quarter

**BC** - Joel Hazard 21 pass from Paul Peterson (Ohliger kick), 3:53

### Fourth Quarter

**BC** - FG Ohliger 21, 12:14

**ND** - FG Fitzpatrick 43, 2:51

**BC** - Tony Gonzalez 30 pass from Peterson (Ohliger kick), 0:54

### Team Statistics

	<b>BC</b>	<b>ND</b>
First downs	22	17
Rushes-yards	28-62	34-104
Passes (Att-Comp-Int)	41-27-2	33-20-2
Passing yards	383	231
Total plays-yards	69-445	67-335
Kick returns-yards	5-70	9-96
Sacks by	1-9	2-7
Punts-average	5-42.6	6-44.5
Fumbles-lost	0-0	0-0
Penalties-yards	6-43	6-43
Third-down conversions	5-15	7-15
Fourth-down conversions	2-2	1-1
Time of possession	28:48	31:12

### Individual Leaders

#### Rushing (Carries-Yards):

**BC:** Paul Peterson 7-26; L.V. Whitworth 14-19; Andre Callender 7-17.

**ND:** Ryan Grant 17-48; Darius Walker 8-35; Marcus Wilson 5-19; Rashon Powers-Neal 1-5; Brady Quinn 3-(-3).

#### Passing (Att.-Comp.-Int.-Yds.-TD):

**BC:** Paul Peterson 41-27-2-383-2.

**ND:** Brady Quinn 33-20-2-231-1.

#### Receiving (Catches-Yards):

**BC:** Larry Lester 8-111; Grant Adams 4-87; Joel Hazard 3-45; L.V. Whitworth 3-37; Tony Gonzalez 2-32; Andre Callender 2-32; Jason Lilly 2-22; Everett Lee 2-15; David Kshetta 1-2.

**ND:** Rhema McKnight 5-78; Ryan Grant 4-33; Anthony Fasano 3-12; John Carlson 3-11; Maurice Stovall 2-37; Billy Palmer 2-27; Matt Shelton 1-33.

**Attendance** - 80,795 (c)



# 2004 Game Recaps

## Game 9

**Notre Dame** 17  
**#9/11 Tennessee** 13

**Neyland Stadium**  
**Nov. 6, 2004**

**KNOXVILLE, Tenn.** — Notre Dame linebacker Mike Goolsby returned an interception 26 yards for a touchdown midway through the third quarter as the Fighting Irish upset the ninth-ranked Volunteers, 17-13, to continue their remarkable success following bye weeks.

Notre Dame (6-3), which became bowl eligible, improved to 24-2 since 1984 following an off week, with nine of the wins coming against ranked opponents. The Fighting Irish gained only 216 yards, including just 75 after the first quarter.

"We won because we played great defense," said Irish quarterback Brady Quinn, who was 12-of-23 for 118 yards and a touchdown. "Mike really came up with a big play there, and (the defense) kept making big stops the whole game."

Tennessee (7-2) suffered a huge loss when quarterback Erik Ainge separated his shoulder on a dubious play at the end of the first half. Instead of running out the clock, Volunteers coach Phillip Fulmer had Ainge drop back into a shotgun formation. Ainge fumbled the snap and suffered the injury when he was sacked after picking up the ball.

With Brent Schaeffer, Tennessee's other highly touted freshman quarterback, already sidelined with a broken collarbone, Fulmer was forced to go with Rick Clausen. Down to their third quarterback, the Volunteers struggled badly on offense in the second half and were held to just 58 yards rushing. Ainge completed 11-of-18 for 149 in the first half.

"Shutting down their running game was the main thing we wanted to do," Notre Dame cornerback Dwight Ellick said. "When you shut down a team's rushing abilities, you make them one-dimensional."

On his third possession, Clausen was pressured into making a critical mistake. His pass was tipped at the line by tackle Derek Landri into the hands of Goolsby, whose return gave Notre Dame a 14-10 lead with 7:46 left in the third.

"We've got to play for 60 minutes and we didn't do that," Tennessee offensive guard Mike Munoz said. "We needed to pick up their blitzes and didn't. They're very physical."

On the ensuing possession, Clausen finally provided a spark with a 39-yard completion to Robert Meachem, but the Volunteers were held to James Wilhoit's 33-yard field goal.

Notre Dame's offense also struggled in the second half after a quick start and the Volunteers reached the Fighting Irish 34 with 11 minutes left. Linebacker Brandon Hoyte came up with another huge defensive play, stopping Gerald Riggs for a one-yard loss on 4th-and-1.

Following D.J. Fitzpatrick's 39-yard field goal, Tennessee reached Notre Dame's 37, but Clausen was sacked on back-

to-back plays and the Volunteers were forced to punt. Tennessee's hopes ended when Clausen threw incomplete on 4th-and-18 from the 19 with under two minutes left.

The Volunteers grabbed a 10-7 lead on Ainge's 56-yard TD pass to Cedric Houston with 2:47 left in the first half. Notre Dame had taken a 7-3 lead on Quinn's eight-yard TD pass to tight end Anthony Fasano with 5:16 remaining in the first quarter.

### SCORING SUMMARY

Notre Dame	7	0	7	3	—	17
Tennessee	3	7	3	0	—	13

### First Quarter

UT - FG James Wilhoit 30, 8:57

ND - Anthony Fasano 8 pass from Brady Quinn (D.J. Fitzpatrick kick), 5:16

### Second Quarter

UT - Cedric Houston 56 pass from Erik Ainge (Wilhoit kick), 2:47

### Third Quarter

ND - Mike Goolsby 26 interception return (Fitzpatrick kick), 6:46

UT - FG Wilhoit 33, 1:28

### Fourth Quarter

ND - FG Fitzpatrick 39, 7:23

### Team Statistics

	ND	UT
First downs	13	17
Rushes-yards	36-98	39-58
Passes (Att-Comp-Int)	23-12-0	36-21-1
Passing yards	118	269
Total plays-yards	59-216	75-327
Kick returns-yards	3-29	6-56
Sacks by	5-44	3-21
Punts-average	10-39.8	6-42.5
Fumbles-lost	0-0	3-0
Penalties-yards	3-9	2-20
Third-down conversions	3-14	5-17
Fourth-down conversions	0-0	0-3
Time of possession	27:28	32:32

### Individual Leaders

#### Rushing (Carries-Yards):

ND: Darius Walker 9-70; Ryan Grant 12-50; Marcus Wilson 2-12; Carlyle Holiday 1-3; Rashon Powers-Neal 1-1; Travis Thomas 1(-2); TEAM 3(-6); Brady Quinn 7(-30).

UT: Cedric Houston 18-65; Gerald Riggs 9-37; Derrick Tinsley 1-3; Chris Hannon 1-0; Rick Clausen 2(-13); TEAM 2(-17); Erik Ainge 6(-17).

#### Passing (Att.-Comp.-Int.-Yds.-TD):

ND: Brady Quinn 23-12-0-118-1.

UT: Erik Ainge 18-11-0-149-1; Rick Clausen 18-10-1-120-0.

#### Receiving (Catches-Yards):

ND: Rhema McKnight 4-35; Maurice Stovall 2-41; Anthony Fasano 2-16; Marcus Wilson 1-18; John Carlson 1-3; Rashon Powers-Neal 1-3; Travis Thomas 1-2.

UT: Jayson Swain 5-68; Cedric Houston 4-78; Robert Meachem 4-67; Bret Smith 2-17; Tony Brown 2-15; Gerald Riggs 2-6; Chris Hannon 1-15; Cory Anderson 1-3.

Attendance - 107,266 (c)

## Game 10

**Pittsburgh** 41  
**#24/-- Notre Dame** 38

**Notre Dame Stadium**  
**Nov. 13, 2004**

**NOTRE DAME, Ind.** — Pittsburgh used a record performance by quarterback Tyler Palko, some controversial officiating, and a 32-yard field goal by Josh Cummings with one second remaining to take a stunning 41-38 victory over 24th-ranked Notre Dame in the home finale for the Fighting Irish.

A capacity crowd of 80,795 watched Palko carve up the Notre Dame secondary for five touchdowns and 334 yards, completing 26 of 42 pass attempts without throwing an interception. His five scores set a Notre Dame opponent record for touchdowns passes by an opposing quarterback.

Notre Dame took a 35-31 lead midway through the fourth period when Irish quarterback Brady Quinn connected with wide receiver Matt Shelton on a 36-yard scoring toss on a third-and-two situation with 7:21 left. The completion to Shelton was his third of the day for 128 yards and gave the Irish their first lead in the game since taking a 7-0 edge in the first period.

Pittsburgh responded with a 69-yard march in 13 plays to take a 38-35 lead with 2:24 left on a nine-yard pass from Palko to tight end Erik Gill. That pass concluded a drive marked by two questionable pass interference calls that went against the Irish, one that nullified a fourth down pass interception at the goal line that would have clinched the game for Notre Dame.

The Irish responded by marching 53 yards in seven plays leading to a 45-yard field goal by D.J. Fitzpatrick to tie it at 38-38 with 1:11 remaining. Pittsburgh answered immediately with Palko and Gill connecting on a 36-yard pass and run to move into Irish territory at the 33. Two more Palko to Gill passes moved the ball to the Notre Dame 24, where a 13-yard run by Marcus Furman set the stage for Cummings' 32-yard field goal that sailed through the uprights with 0:01 left on the clock.

The game was a see-saw affair throughout with both offenses controlling the tempo. After Notre Dame gained an early 7-0 lead on a one-yard run by Darius Walker in the first period, Palko and the Panthers proceeded to mount scoring drives on their next four possessions.

Each march ended with Palko touchdown strikes as he finished the first half with 214 yards passing and four touchdowns while converting eight of nine third-down situations.

Meanwhile, the Notre Dame offense matched Pittsburgh's 267 total yards in the first half behind the Quinn's 185 passing yards, a pair of 46-yard catches by Shelton, and 64 rushing yards by Walker. The Irish tied the game at 21-21 late in the second period on a 17-yard pass from Quinn to Maurice Stovall. But Pittsburgh answered with a 20-yard pass from Palko to Steve Buches for the 28-21 halftime lead.

The Irish charged out to a quick score in the third period. Carlyle Holiday returned a punt 68 yards to the Panther 19. From there, Quinn connected with fullback Rashon Powers-Neal for a 19-yard scoring toss to tie it again at 28-28.

The Panthers edged ahead, 31-28, early in the fourth period on a 27-yard field goal by Cummings before Shelton's catch began the fran-

tic finish.

For Pittsburgh, Gill led the way with six catches for 89 yards and a touchdown while Greg Lee posted 95 yards on five catches. Walker led all rushers with 112 yards and two scores for the Irish while Shelton notched a career-best 128 receiving yards. Quinn finished with 259 passing yards and three touchdowns as Notre Dame fell to 3-3 at home for the season.

### SCORING SUMMARY

Pittsburgh	7	21	0	13	—	41
Notre Dame	7	14	7	10	—	38

### First Quarter

ND - Darius Walker 1 run (D.J. Fitzpatrick kick), 7:21

P - Derek Kinder 3 pass from Tyler Palko (Josh Cummings kick), 2:23

### Second Quarter

P - Steve Buches 1 pass from Palko (Cummings kick), 12:34

ND - Walker 5 run (Fitzpatrick kick), 9:35

P - Lee 3 pass from Palko (Cummings kick), 5:39

ND - Maurice Stovall 17 pass from Quinn (Fitzpatrick kick), 4:28

P - Buches 20 pass from Palko (Cummings kick), 2:55

### Third Quarter

ND - Rashon Powers-Neal 19 pass from Quinn (Fitzpatrick kick), 13:23

### Fourth Quarter

P - Josh Cummings 27 field goal, 12:41

ND - Matt Shelton 36 pass from Quinn (Fitzpatrick kick), 7:21

P - Erik Gill 9 pass from Palko (Cummings kick), 2:24

ND - D.J. Fitzpatrick 45 field goal, 1:11

P - Cummings 32 field goal, 0:01

### Team Statistics

	ND	Pitt
First downs	18	23
Rushes-yards	34-179	38-98
Passes (Att-Comp-Int)	26-15-2	42-26-0
Passing yards	259	334
Total plays-yards	60-438	80-432
Kick returns-yards	6-139	5-117
Sacks by	3-15	1-6
Punts-average	4-42.0	4-40.2
Fumbles-lost	0-0	1-1
Penalties-yards	10-119	4-39
Third-down conversions	6-14	9-17
Fourth-down conversions	1-1	2-2
Time of possession	26:10	33:50

### Individual Leaders

#### Rushing (Carries-Yards):

ND: Darius Walker 16-112; Ryan Grant 15-48; Brady Quinn 2-13; Marcus Wilson 1-6.

P: Tim Murphy 12-35; Tyler Palko 13-30; Raymond Kirkley 8-18; Marcus Furman 3-16; Joe Delsardo 1-0, TEAM 1(-1).

#### Passing (Att.-Comp.-Int.-Yds.-TD):

ND: Brady Quinn 26-15-2-259-3.

P: Tyler Palko 42-26-0-334-5.

#### Receiving (Catches-Yards):

ND: Matt Shelton 3-128; Anthony Fasano 3-27; Darius Walker 2-27; Maurice Stovall 2-23; Rhema McKnight 2-10; Rashon Powers-Neal 1-19; Josh Schmidt 1-16; Ryan Grant 1-9.

P: Erik Gill 6-89; Greg Lee 5-95; Marcus Furman 4-53; Joe Delsardo 3-34; Kellen Campbell 2-25; Steve Buches 2-21; Darrell Strong 1-9; Raymond Kirkley 1-4; Derek Kinder 1-3; Tim Murphy 1-1.

Attendance - 80,795 (c)





## Game 11

**Notre Dame** 10  
**#1/1 USC** 41

### Los Angeles Memorial Coliseum Nov. 27, 2004

**LOS ANGELES, Calif.** — Matt Leinart threw for a career-high 400 yards and matched a personal best and school record with five touchdown passes as the top-ranked USC Trojans overcame an early deficit in wet conditions to defeat the Fighting Irish, 41-10, for their 20th consecutive victory.

Making a strong case for the Heisman Trophy, Leinart completed 24-of-34 passes for USC (11-0), which set a school record with its 21st straight home win and beat the Irish by exactly 31 points for a third straight year.

The Trojans, off to their best start since going 12-0 and winning the national championship in 1972, set themselves up to conclude a wire-to-wire season as the nation's top-ranked team and secure an Orange Bowl berth with a victory at UCLA one week later.

A strong start by the Irish offense allowed Notre Dame to take a 10-3 lead on back-to-back drives that amassed 165 yards on 25 plays through the early second quarter. The Irish came out of the gate using the run to set up the pass as gains by tailbacks Ryan Grant and Darius Walker got the play-action pass going for quarterback Brady Quinn.

On the first touchdown pass, Quinn used play-action to buy time to find tight end Billy Palmer in the end zone for a 1-yard score that put the Irish ahead 7-0. Then on the next possession, it was the legs of Grant, who had a 32-yard run, and even Quinn, who picked up 22 yards on a rare quarterback draw out of the shotgun.

Those plays set up the 28-yard field goal by Fitzpatrick to open a short-lived 10-3 advantage in the second quarter. On the ensuing USC drive, Leinart found true freshman Dwayne Jarrett for a 12-yard touchdown with 5:53 left in the second quarter. Just under four minutes later, Leinart threw a short pass to Jarrett, who took advantage of a block by fellow receiver Steve Smith and ran 57 yards down the left sideline for the go-ahead score.

"That's what makes USC such an explosive team: the ability to generate big plays," Irish coach Tyrone Willingham said. "They made big plays in the passing game."

Jarrett, who had six catches for 102 yards, has 12 touchdown receptions in his first season with the Trojans.

Trailing, 20-10, Notre Dame drove to the USC 22 with six minutes left in the third quarter and called timeout after Brady Quinn threw an incomplete pass on first down. But the Fighting Irish managed just one yard off back-to-back trick plays before D.J. Fitzpatrick pushed a 39-yard field goal attempt wide left. Three plays later, Trojans tailback Reggie Bush caught a swing pass from Leinart and ran 69 yards for a touchdown. Leinart added fourth-quarter TD passes of 35 yards to Smith and 23 yards to Jason Mitchell to blow open the contest.

### SCORING SUMMARY

Notre Dame	7	3	0	0	—	10
USC	3	14	10	14	—	41

### First Quarter

ND - Billy Palmer 1 pass from Brady Quinn (D.J. Fitzpatrick kick), 6:24

USC - FG Ryan Killeen 39, 1:26

### Second Quarter

ND - FG D.J. Fitzpatrick 28, 11:51

USC - Dwayne Jarrett 12 pass from Matt Leinart (Killeen kick), 5:53

USC - Dwayne Jarrett 57 pass from Leinart (Killeen kick), 2:06

### Third Quarter

USC - FG Ryan Killeen 42, 9:16

USC - Reggie Bush 69 pass from Leinart (Killeen kick), 3:06

### Fourth Quarter

USC - Steve Smith 35 pass from Leinart (Killeen kick), 12:27

USC - Jason Mitchell 23 pass from Leinart (Killeen kick), 6:57

### Team Statistics

	ND	USC
First downs	16	23
Rushes-yards	37-195	28-83
Passes (Att-Comp-Int)	30-15-0	35-25-0
Passing yards	105	405
Total plays-yards	67-300	63-488
Kick returns-yards	5-106	2-26
Sacks by	1-3	3-13
Punts-average	8-43.9	3-35.7
Fumbles-lost	2-0	1-0
Penalties-yards	3-36	2-10
Third-down conversions	4-15	6-13
Fourth-down conversions	1-1	1-1
Time of possession	31:30	28:30

### Individual Leaders

#### Rushing (Carries-Yards):

ND: Ryan Grant 15-94; Darius Walker 11-64; Brady Quinn 8-30; Marcus Wilson 1-5; Travis Thomas 1-2; Carlyle Holiday 1-0.

USC: LenDale White 14-51; Reggie Bush 8-25; Matt Leinart 3-7; Desmond Reed 1-2; Hershel Dennis 1-(-1).

#### Passing (Att.-Comp.-Int.-Yds.-TD):

ND: Brady Quinn 29-15-0-105-1; Carlyle Holiday 1-0-0-0-0.

USC: Matt Leinart 34-24-0-400-5; Matt Cassel 1-1-0-5-0.

#### Receiving (Catches-Yards):

ND: Darius Walker 3-10; Anthony Fasano 2-25; Marcus Wilson 2-17; Matt Shelton 1-13; Jerome Collins 2-9; Maurice Stovall 1-17; Rhema McKnight 1-9; Carlyle Holiday 1-4; Billy Palmer 1-1.

USC: Dwayne Jarrett 6-102; Steve Smith 4-96; Alex Holmes 4-44; D. Byrd 4-23; Jason Mitchell 2-38; Reggie Bush 1-69; Chris McFoy 1-18; Lee Webb 1-8; W. Buchanon 1-5; David Kirtman 1-2.

Attendance - 92,611 (c)

## Game 12

**Notre Dame** 21  
**Oregon State** 38

### Bank One Ballpark Dec. 28, 2004

**PHOENIX, Ariz.** — Derek Anderson passed for 358 yards and four touchdowns as Oregon State defeated Notre Dame, 38-21, in the Insight Bowl. Anderson, who completed 28-of-45 passes, tossed two touchdowns to Joe Newton and one each to George Gillett and Dan Haines.

Oregon State (7-5) opened a 14-0 first-quarter cushion behind scoring tosses of 12 yards to Gillett and 11 yards to Newton. Anderson's 11-yard pass to Haines made it 21-0 with 7:49 left in the second quarter, and the Beavers led by at least 10 points thereafter.

The first two scores were set up by a long punt return by Sammie Stroughter and a blocked punt by Derrick Doggett, respectively.

Notre Dame (6-6) was playing its one and only game under Kent Baer, their defensive coordinator under Tyrone Willingham, who was fired on November 30.

"I'd be lying if I told you that it didn't affect some people," said Notre Dame quarterback Brady Quinn, who completed 17-of-29 passes for 214 yards and two touchdowns.

"I think there is a definite bond that has been created over all this," Baer said. "We are all human and I am very proud of how hard they played. I know we lost the football game tonight, but there is a bright future ahead. There is a sense of relief, but there is also some sadness. This has been such a tremendous experience and I am grateful for that, and I am proud to say I coached there."

Oregon State middle linebacker Trent Bray was named Defensive MVP. He finished with 10 tackles and one sack.

Anderson's four touchdown passes tied an Insight Bowl record, matching Virginia Tech's Bryan Randall in 2003, West Virginia's Marc Bulger in 1998 and Brigham Young's John Walsh in 1994.

### SCORING SUMMARY

Notre Dame	0	7	7	7	—	21
Oregon State	14	7	3	14	—	38

### First Quarter

OSU - George Gillett 12 pass from Derek Anderson (Alexis Serna kick), 9:24

OSU - Joe Newton 11 pass from Anderson (Serna kick), 5:41

### Second Quarter

OSU - Dan Haines 11 pass from Anderson (Serna kick), 7:49

ND - Anthony Fasano 13 pass from Brady Quinn (D.J. Fitzpatrick kick), 0:56

### Third Quarter

OSU - FG Alexis Serna 38, 9:16

ND - Darius Walker 5 run (Fitzpatrick kick), 2:40

### Fourth Quarter

OSU - Joe Newton 11 pass from Anderson (Serna kick), 5:41

ND - Rhema McKnight 18 pass from Quinn (Serna kick), 4:52

OSU - Dwight Wright 2 run (Serna kick), 3:19

### Team Statistics

	ND	OSU
First downs	17	19
Rushes-yards	33-59	18-20
Passes (Att-Comp-Int)	33-18-1	45-28-0
Passing yards	217	358
Total plays-yards	66-276	63-378
Kick returns-yards	3-194	7-431
Sacks by	3-23	2-13
Punts-average	8-31.9	4-35.3
Fumbles-lost	0-0	1-0
Penalties-yards	2-10	5-45
Third-down conversions	7-16	6-14
Fourth-down conversions	0-0	1-1
Time of possession	34:18	25:42

### Individual Leaders

#### Rushing (Carries-Yards):

ND: Darius Walker 13-43; Ryan Grant 14-19; Brady Quinn 4-10; Marcus Wilson 1-0; Chase Anastasio 1-(-13).

OSU: Dwight Wright 9-24; Ryan Cole 3-3; Derek Anderson 5-(-6).

#### Passing (Att.-Comp.-Int.-Yds.-TD):

ND: Brady Quinn 29-17-1-214-2; Pat Dillingham 3-1-0-3-0; Justin Hoskins 1-0-0-0-0.

OSU: Derek Anderson 45-28-0-358-4.

#### Receiving (Catches-Yards):


ND: Jeff Samardzija 5-89; Rhema McKnight 4-90; Marcus Wilson 2-3; Darius Walker 1-13; Anthony Fasano 1-13; Billy Palmer 1-6; Ryan Harris 1-3; Rashon Powers-Neal 1-2; Josh Schmidt 1-1; Matt Shelton 1-(-3).

OSU: Joe Newton 7-85; Mike Hass 5-105; George Gillett 4-62; Marcel Love 4-37; Dan Haines 3-25; Yvenson Bernard 2-19; Dwight Wright 2-16; Josh Hawkins.

Attendance - 45,917 (c)



*Your Business Scores with*



**Kruggel, Lawton & Company, LLC**  
*Accountants & Advisors*

*Serving Michiana's business accounting and  
consulting needs since 1956.*

*Your Success is Our Business*

**Kevin G. Kruggel, CPA, Partner - Class of '82**

**Jeff McGowan, CPA, MBA, Tax Partner - Class of '86, '89**

**[www.klcpas.com](http://www.klcpas.com)**

**South Bend/Elkhart**

**An independent member of the BDO Seidman Alliance**