

# 2006-07 Notre Dame Basketball



## 2007 BIG EAST Men's Basketball Championship Presented by Aeropostale March 7-10 • Madison Square Garden (New York, N.Y.)



### 2006-07 Notre Dame Schedule (23-6, 11-5)

#### NOVEMBER

1 Wed.	ROCKHURST (Exhibition)	W, 79-44
6 Mon.	BELLARMINE (Exhibition)	W, 85-57
10 Fri.	IPFW	W, 92-49
13 Mon.	vs. Butler (ESPNU) <sup>!</sup>	L, 69-71
14 Tue.	vs. Lafayette <sup>@</sup>	W, 92-60
19 Sun.	THE CITADEL	W, 74-50
27 Mon.	LEHIGH	W, 93-87
29 Wed.	WINSTON-SALEM STATE	W, 90-45

#### DECEMBER

3 Sun.	vs. Maryland (BB&T Classic) (23/19) <sup>%</sup>	W, 81-74
7 Thur.	ALABAMA (4/5) (ESPN)	W, 99-85
16 Sat.	(21/-) ELON	W, 94-63
19 Tue.	(20/-) PORTLAND	W, 86-69
21 Thur.	(20/-) ARMY	W, 88-47
28 Thur.	(19/24) RIDER	W, 101-51
30 Sat.	(19/24) STONY BROOK	W, 95-66

#### JANUARY

3 Wed.	(17/22) LOUISVILLE*	W, 78-62
6 Sat.	(17/22) at Georgetown*	L, 48-66
9 Tue.	(122/-) WEST VIRGINIA (21/21) (ESPN2)*	W, 61-58
14 Sun.	(122/-) SETON HALL*	W, 88-76
17 Wed.	(20/20) at Villanova (ESPNU)*	L, 87-102
21 Sun.	(20/20) USF*	W, 82-58
23 Tue.	(22/21) at St. John's*	L, 68-71
27 Sat.	(22/21) VILLANOVA (ESPN)*	W, 66-63
30 Tue.	(21/19) at Syracuse (ESPNU)*	W, 103-91

#### FEBRUARY

3 Sat.	(21/19) at USF *	L, 63-69
8 Thur.	(-/T21) at DePaul (ESPN)*	L, 66-67
15 Thur.	PROVIDENCE (ESPN)*	W, 81-78
18 Sun.	at Cincinnati (ESPNU)*	W, 76-64
20 Tue.	(-/23) DePAUL (ESPN2)*	W, 78-54
24 Sat.	(-/23) MARQUETTE (16/16) (ABC)*	W, 85-73

#### MARCH

3 Sat.	(22/17) at Rutgers (ESPN)*	W, 73-66
8 Thur.	vs. Syracuse or Connecticut (ESPN) <sup>^</sup> 2:00 p.m. (EST) (Madison Square Garden)	

- ! — Dick's Sporting Goods NIT Season Tip-Off (First Round)  
@ Consecro Fieldhouse  
@ — Dick's Sporting Goods NIT Season Tip-Off (Second Round)  
@ Consecro Fieldhouse  
# — NIT Season Tip-Off (Semifinal)  
\$ — NIT Season Tip-Off (Consolation/Championship)  
% — Verizon Center (Washington, D.C.)  
\* — BIG EAST Conference game  
^ — BIG EAST Championship  
( ) — indicates Associated Press and ESPN/USA Today poll rankings at time of game



#### Irish In The BIG EAST Tournament:

Notre Dame (23-6, 11-5) earned a first-round in the 2007 BIG EAST Men's Basketball Championship and will play the winner of the first round game between No. 5 Syracuse (21-9, 10-6) and Connecticut (17-13, 6-10) in quarterfinal action. The Irish played in the quarterfinal round on four other occasions. Notre Dame closed out the regular season by winning its last five BIG EAST games. It's the second-longest conference win streak for an Irish team since the 2000-01 campaign when that squad won eight straight games (the most in school history). Notre Dame has earned a first-round by for the third time in seven seasons (the other byes came in '01 and '02.). The Irish earned their 23rd regular-season victory on Saturday as it closed out the season with a 73-66 win over Rutgers. **The 23 wins marks the most regular-season wins for an Irish team under head coach Mike Brey and are the most since the 1985-86 campaign when that team finished with 23 victories.** The most wins ever for an Irish team under Brey is 24 (2002-03). Notre Dame has registered four 20-win seasons in seven campaigns under Brey and four 10-win seasons in conference play. Notre Dame has four more conference wins than it did a year ago after it finished with a 6-10 league mark in 2005-06. The Irish also have seven more wins (23) after ending the '05-'06 campaign with a 16-14 record. Earlier this year, Notre Dame's 15-2 start was the best for an Irish team since the 1978-79 season when that squad began the year with a 17-2 record. Notre Dame is 4-0 versus ranked opponents in 2006-07 — two more victories than a year ago when that squad posted a 1-7 record versus ranked foes. Notre Dame is averaging 81.3 points per game (eighth in the nation) and have topped the 90-point mark nine times and scored 80-plus points on 17 occasions.

#### Back In the BIG EAST Apple:

Notre Dame is playing in the BIG EAST Championship at Madison Square Garden for the 12th straight year. The Irish have never missed the BIG EAST Tournament.

#### Elite Company:

Notre Dame's win against Providence on Feb. 15 marked the 1,600th in the program's 102-year history with 1,600 wins. Only 12 other schools have reached the mark: Kentucky, North Carolina, Kansas, Duke, Syracuse, Temple, St. John's, Pennsylvania, Indiana, Utah and UCLA.

#### Fourth 20-Win Season Under Brey:

Notre Dame's 76-64 over Cincinnati on Feb. 18 gave Notre Dame its 20th win of the season and marked the fourth time under head coach Mike Brey that the Irish have won 20 or more games. Notre Dame's last 20-win campaign was in 2002-03 when that Irish squad finished with a 24-10 record (the third season for Brey at Notre Dame). The Irish also reached the 20-win plateau in 2000-01 (20-10) and 2001-02 (22-11). In the 102-year history of the program, Notre Dame teams have won 20 or more games on 31 occasions. The 23 wins are the second-most in the Brey era.

#### A New Single-Season Home Record:

Notre Dame's victory against Marquette improved the Irish to 18-0 at the Joyce Center this season. The 18 home victories are a Joyce Center single-season record. The previous record was 16 Irish which was done on four other occasions — 1976-77 (16-1), 1980-81 (16-1), 1982-83 (16-3) and 1999-00 (16-4).

#### Unblemished At Home:

Notre Dame's 18-0 record at home this season marked the just the third time since the opening of the Joyce Center in 1968-69 that an Irish team has finished undefeated at home during the regular season. Only two Notre Dame squads have ever completed a season undefeated at home — the 1973-74 and 1985-86 squads both finished their campaigns with identical 15-0 records. The Irish were the only BIG EAST without a loss in a home game this season. Dating back to last season, Notre Dame has won 20 consecutive games at home — a streak which is tied for sixth among all Division I teams and is the the third longest in school history as well as the longest during Mike Brey's tenure.

## TODAY'S PROBABLE STARTING LINEUP

### 2006-07 Statistics

No.	Player	Pos	Ht.	Wt.	Yr.	PPG.	RPG	Notes
31	Rob Kurz	F	6-9	235	Jr.	12.9	8.0	Leads team with eight double -doubles
44	Luke Harangody	F	6-8	250	Fr.	11.2	6.3	Career-highs of 22 points and 13 rebounds vs. Marquette
2	Tory Jackson	G	5-10	185	Fr.	7.3	3.0	Scored career-high 21 points in win over Marquette
15	Colin Falls	G	6-5	200	Sr.	15.1	3.0	Notre Dame (318) and BIG EAST (189) career three-point leader
43	Russell Carter	G	6-4	220	Sr.	16.9	4.7	Has registered double figures in 26 of 29 contests

### OFF THE BENCH

### 2006-07 Statistics

No.	Player	Pos	Ht.	Wt.	Yr.	PPG.	RPG	Notes
11	Joe Harden	G	6-7	212	Fr.	1.3	0.9	Has played in 14 contests
20	Jonathan Peoples	G	6-3	214	Fr.	1.8	0.7	Scored a career-high nine points in 19 minutes off the bench vs. SHU
33	Zach Hillesland	F	6-9	227	So.	5.8	4.9	Netted double figures in five games
35	Kieran Piller	G	6-2	198	Sr.	0.2	0.2	Second-year walk-on
40	Luke Zeller	F/C	6-11	245	So.	3.9	2.2	Started the first 16 games of the season
41	Tim Andree	F	6-8	238	Fr.	0.4	0.2	First-year walk-on; Father Tim played basketball at ND (1979-83)
42	Ryan Ayers	G/F	6-8	210	So.	3.3	1.4	Scored a career-high 12 points against Cincinnati

### ESPN/USA Today (Week 17)

	LW
1. Ohio State	1
2. UCLA	4
3. Kansas	6
4. Florida	3
5. Wisconsin	2
6. Texas A&M	9
7. Memphis	7
8. North Carolina	5
9. Nevada	10
10. Georgetown	12
11. Southern Illinois	14
12. Pittsburgh	8
13. Washington State	11
14. Duke	17
15. Texas	20
16. Butler	15
17. NOTRE DAME	23
18. Oregon	24
19. Louisville	NR
20. Air Force	13
21. Marquette	16
Virginia Tech	NR
23. Vanderbilt	21
24. USC	NR
25. Virginia	19

### What A Difference A Year Makes:

With its 11-5 record in BIG EAST play, Notre Dame's win total is five more than all of last season as that Irish team finished the 2005-06 conference regular season with a 6-10 record after beginning league play 1-8. Notre Dame's 23 wins thus far in 2006-07 already are seven more than all of last season.

### BIG EAST 100:

Notre Dame's victory over Marquette on Feb. 24 was the 100th for the Irish in BIG EAST regular-season play. Since becoming a league member at the start of the Notre Dame is 101-99 all-time in conference regular-season action. Irish teams have averaged 8.4 wins in their 12 seasons and 9.3 wins during head coach Mike Brey's tenure.

### Most Regular Season Wins:

Notre Dame's 23 regular-season victories are the most for an Irish team under head coach Mike Brey and the most regular-season wins since the 1985-86 campaign (that team also had 23 before losing in the first round of the NCAA tournament).

### Record Holder:

**Colin Falls** became Notre Dame's career three-point leader against Cincinnati on Feb. 18 as he connected on five three-point field goals. He eclipsed the career mark of 302 formerly held by Chris Thomas. In 118 career outings he has 318 three-pointers for an average of 2.7 per game. Thomas (2001-05) averaged 2.4 per game in 128 career outings.

### Record Holder II:

**Colin Falls** became the BIG EAST Conference's career three-point leader against Marquette and finished his career with 189 in 64 career league outings. The previous marks of 183 was held by Gerry McNamara (2002-06) of Syracuse.

### Diaper Dandies:

For the second time this season, freshmen **Luke Harangody** and **Tory Jackson** produced career-best performances and led the Irish in scoring. Against Marquette on Feb. 24, Harangody registered his sixth double-double of the season as he netted a career-high 22 points (the second 20-plus point outing of his career) and matched his personal best with 13 rebounds. He was named the National Freshman of the Week by **Rivals.com** and also was named to the BIG EAST Weekly Honor Roll. Jackson copped BIG EAST rookie-of-the-week honors after scoring a career-high 21 points (the first 20-plus point outing of his career), in addition to grabbing seven rebounds and dishing off seven assists while playing all 40 minutes of the contest.

Senior captains **Russell Carter** and **Colin Falls** were named to the all-District 10 team by the National Association of Basketball Association (NABC). Carter was a first-team honoree, while Falls earned second-team accolades.

### Carter, Falls Garner NABC Honors:

Senior captains **Russell Carter** and **Colin Falls** were named to the all-District 10 team by the National Association of Basketball Association (NABC). Carter was a first-team honoree, while Falls earned second-team accolades.

### Poll Watching

	AP	ESPN/USA Today
Week 1	NR	NR
Week 2	NR	NR
Week 3	NR	NR
Week 4	NR	NR
Week 5	NR	NR
Week 6	21	NR
Week 7	20	NR
Week 8	19	24
Week 9	17	22
Week 10	T22	NR
Week 11	20	20
Week 12	22	21
Week 13	21	19
Week 14	NR	T21
Week 15	NR	NR
Week 16	NR	23
Week 17	22	17

### A Record-Setting Night At The Carrier Dome:

Notre Dame's 103-91 victory over Syracuse produced some record-setting numbers for the Irish ...

- The 103 points were the most-ever scored by an opponent at the Carrier Dome and first time in 10 years that an opponent had scored 100-plus points in that building.

- It was the most points scored by any team in the 37 games of the series. The previous high was 101 by Notre Dame in a 101-98 victory at the Carrier Dome on Feb. 15, 1992.

- The 61 first-half points were the most scored by an Irish team were the most scored in the first half of a BIG EAST game (one shy of the conference record)

- The 61 points also were the most in a half by an Irish team in a regulation game since scoring 64 (in the second half) against Virginia Tech on Feb. 22, 2003.

- All five starters scored in double figures for the first time since Jan. 11, 2006 vs. Syracuse at the Joyce Center.

- Notre Dame did not score a field goal in the final 10:51 of the contest and scored its final **24 points** of the game from the free-throw line.

- In addition to scoring 61 first-half points, Notre Dame shot 55.8 percent (24-43) in the first half, was 10-17 from three-point range (.588), dished off 17 assists and turned the ball over just twice.

### Young Guns:

Freshmen **Luke Harangody** and **Tory Jackson** were Notre Dame's leading scorers against Syracuse in the victory on Jan. 30 as both scored career-highs with Harangody netting 21 points and grabbing a career and game-high 13 rebounds, while Jackson finished with a personal best 19 points. Ironically, the 19 points came on the day of his 19th birthday. The last time Notre Dame was led by two freshmen in scoring was on Feb. 24, 1999 in a 73-53 loss to St. John's as Troy Murphy and David Graves scored 22 and 11 points, respectively.

### Joyce Center Streakin':

Notre Dame's 85-73 victory against Marquette on Feb. 24 improved its current home record to 18-0 and extended their current Joyce Center win streak to 20 games - the third-longest home court win streak since its opening in 1968-69. It also is the longest home win streak during head coach Mike Brey's tenure. The 18 wins are a Joyce Center single-season record. Here's a look at the Joyce Center streaks ...

**24** - Began with a 94-68 win over Xavier on 2/3/73 and ended with a 94-84 loss to Indiana on 12/11/74

**22** - Began with an 88-68 win over Pittsburgh on 1/26/77 and ended with a 69-68 overtime loss to DePaul on 2/12/78

**20** - Began with a 66-61 win over DePaul on 3/4/06

**16** - Began with a 92-70 win over Fairfield on 12/9/82 and ended with a 51-47 loss to UCLA on 12/3/83

**16** - Began with an 89-76 win over West Virginia on 2/20/02 and ended with an 87-79 loss to Connecticut on 2/24/03

### BIG EAST Road Woes:

Notre Dame found life on the road in the BIG EAST to be somewhat difficult this season and were 3-5 in eight conference road outings. The Irish were, however, victorious in their final two road games against Cincinnati and Rutgers. During the conference season, Notre Dame suffered double-digit losses to Georgetown (66-48) and Villanova (102-87), while also dropping a three-point decision (71-68) to St. John's and a six-point setback (69-63) to South Florida. In the Georgetown, St. John's and South Florida contests, Notre Dame shot below 40.0 percent.

**Georgetown:** Fell behind 21-4 and trailed by as many as 20 points in the first half and 29 in the second half ... Shot just 30.8 percent from

the field (16-32), while the Hoyas connected on 56.8 percent (25-44).

**Villanova:** Trailed by as many as 14 in the first half and 15 in the second half ... The 50 points scored by Villanova in the first half were the most allowed by the Irish this season ... The Wildcats shot 58.8 percent (20-34) in the first half and 56.7 percent (34-60) for the game ... They connected on 24-28 from the free-throw line and outrebounded the Irish 40-26 ... Notre Dame was just 28-66 from the field (42.4 percent).

**St. John's:** Trailed by as many as 14 in the first half ... St. John's led 49-41 at the break (the 49 points were the second-most scored against the Irish in the first half this season), but a 9-0 run to start the second half gave the Notre Dame a 52-49 advantage ... St. John's led by six (66-60) with 6:05 to play, while the Irish tied the contest at 68-68 after Colin Falls hit on of two free throws, but Larry Wright's three-pointer with 10.4 seconds remaining gave the Red Storm the win ... Notre Dame shot 25.7 percent in the second half, hitting just 9-35 attempts and connected on 35.5 percent for the game ... St. John's shot just 30.0 percent in the second half after shooting 59.3 percent (16-27) in the first 20 minutes.

**South Florida:** Notre Dame shot just 37.5 percent from the field and was outrebounded 48-38 in the contest as the Irish lost a BIG EAST road game for the fourth time in five tries ... Notre Dame trailed by five at the half and by 10 with 18:21 left in the game before pulling ahead 49-46 with 7:40 to play ... With the score tied at 51-51, the Bulls go on a 14-4 run to take a 10-point lead with 45 seconds to play ... Notre Dame shot just 32.1 percent from three-point range and was only 6-12 from the free-throw line ... South Florida was 20-30 from the line.

**DePaul:** Notre Dame jumped out to an 11-0 lead, but the Blue Demons outscored the Irish 21-9 to take a 21-20 advantage with 10:54 to play in the first half ... Notre Dame regained the lead with 2:31 to play, but the two teams headed to the locker room tied at 36-36 at the break ... The Irish shot just 42.9 percent in the first half, while the Blue Demons connected on 50.0 percent from the field ... DePaul led by as many as six points in the second half, but Notre Dame took a one-point lead on two occasions, the second coming with 7:16 to play ... The Irish went up by five at the 4:21 mark, but DePaul tied the game at 63-63 with 2:42 to play ... Tory Jackson nailed a three-pointer to put the Irish up 66-63 with 2:04 left in the contest ... Notre Dame saw the Blue Demons score the contest's final four points as they went on to prevail in the one-point victory.

### 100 Not So Common:

The 102 points scored by Villanova in their 102-87 victory over the Irish on Jan. 17 were the most given up by Notre Dame in a regulation game under head coach Mike Brey. The last time the Irish gave up 100 points in a regulation game was in a 101-70 loss to Connecticut on Jan. 12, 1999.

### Thirty Something:

**Russell Carter** netted 32 points in the loss to St. John's which marked his first career 30-plus point outing. The last Irish players to score 30-plus points in a game were Chris Quinn and **Colin Falls** who had 34 and 32, respectively, in Notre Dame's 102-91 win at Seton Hall on Feb. 18, 2006.

### Not An Ordinary Irish Day:

The 48 points Notre Dame scored in its 66-48 loss to Georgetown on Jan. 6 were the fewest by an Irish team in BIG EAST play (in 11-plus seasons as a conference member). The point total also matched the lowest by a Notre Dame squad under Mike Brey (the Irish also scored 48 points in 61-48 loss to North Carolina State on Nov. 26, 2005). That

### All-Time BIG EAST Tournament Results (3-11)

#### 1996

#4 Syracuse 76, #13 Notre Dame 55 (FR)

#### 1997

#8 Syracuse 84, #9 Notre Dame 66 (FR)

#### 1998

#8 Providence 72, #9 Notre Dame 55 (FR)

#### 1999

#9 Seton Hall 79, #8 Notre Dame 69 (FR)

#### 2000

#7 Notre Dame 74, #10 Rutgers 62 (FR)

#2 Miami (Fla.) 61, #7 Notre Dame 58 (QR)

#### 2001

#5W Pittsburgh 66, #1W Notre Dame 54 (QR)

#### 2002

#2W Notre Dame 83, #3E St. John's 63 (QR)

#1E Connecticut 82, #2W Notre Dame 77 (SF)

#### 2003

#5E St. John's 83, #4W Notre Dame 80 (FR)

#### 2004

#7 Notre Dame 65, #10 West Virginia 64 (FR)

#2 Connecticut 66, #7 Notre Dame 58 (QR)

#### 2005

#11 Rutgers 72, #6 Notre Dame 65 (FR)

#### 2006

#5 Georgetown 67, #12 Notre Dame 63 (FR)

## Associated Press (Week 17)

	LW
1. Ohio State	2
2. UCLA	4
3. Kansas	6
4. Wisconsin	1
5. Florida	3
6. Memphis	7
7. Texas A&M	8
8. North Carolina	5
9. Georgetown	12
10. Nevada	11
11. Southern Illinois	13
12. Pittsburgh	10
13. Washington State	9
14. Duke	18
15. Texas	19
16. Louisville	20
17. Oregon	23
18. Butler	15
19. Vanderbilt	17
20. Marquette	16
21. Virginia Tech	NR
22. NOTRE DAME	NR
23. USC	NR
24. Maryland	NR
25. Air Force	14

game also marked just the second time under Brey that the Irish scored under 50 points in a contest. **Russell Carter** was the only Notre Dame player in double figures as he scored 12 points, marking the first time and only this season that the Irish did not have multiple players in double figures.

### Irish Are In Season 12 As BIG EAST Member:

Notre Dame began its 12th season as member of the BIG EAST Conference on Jan. 3 against Louisville. With their win, the Irish improved to 6-6 in BIG EAST openers and 3-4 under Irish head coach Mike Brey.

### Young At Heart:

With freshmen **Luke Harangody** and **Tory Jackson** in the starting lineup against Seton Hall on Jan. 14, it marked the first time since the 2001-02 campaign that the Irish started two rookies. During that campaign, Chris Thomas started all 33 contests, while Jordan Cornette made six starts. Notre Dame was 4-2 when those two were in the starting lineup. Harangody and Jackson have been in the starting lineup each of the last 13 games as the Irish are 9-4 in those contests.

### Irish Have Shown They Can Score:

Notre Dame has put up some impressive offensive numbers to date as the Irish are averaging 81.3 points per contest. Four current members of the team are averaging in double figures — **Russell Carter (16.9)**, **Colin Falls (15.1)**, **Rob Kurz (12.9)** and **Luke Harangody (11.2)**. Notre Dame's 50-point margin of victory (101-51) against Rider on Dec. 28 marked the largest margin of victory under Brey. Prior to its 78-62 victory over Louisville on Jan. 3, the Irish had scored 80-plus points in nine consecutive games. The last time that occurred was during the 1976-77 campaign and also in 1975-76.

### Ironman:

**Colin Falls'** return to the court against Army on Dec. 21 marked the 100th career game that he had played in an Irish uniform. Falls has played in 118 of 120 career games and has been in the starting lineup on 85 occasions.

### Streaking Along:

Before its 66-48 loss to Georgetown on Jan. 6, Notre Dame had won 12 straight, marking the longest win streak for an Irish team since the 1973-74 campaign when that squad produced two 12-game win streaks during the season.

### High Scoring:

Notre Dame's current pace of averaging 81.3 points per game is the best scoring average for an Irish team under head coach Mike Brey and the first time since 1977-78 campaign that an Irish team has averaged better than 80.0 points per game. During that campaign, Notre Dame averaged 80.7 points per game after netting 85.4 points the previous season in 1976-77.

### Points A Plenty:

After 29 contests, Notre Dame is averaging 81.3 points per game (good for eighth nationally in scoring offense). The Irish rank 10th nationally in margin of victory at 14.6 points per game (seventh nationally). During its 12-game win streak, Notre Dame's average margin of victory was 26.0 points per game (312 points).

### Back In The Polls

Notre Dame entered the polls for the first time this season at No. 21 in the Associated Press rankings on Dec. 11, marking the first time since the first week of December of 2004 that it had earned a top-25 ranking. The Irish were never ranked after that point in 2004-05 and were not ranked at all during the 2005-06 campaign. Prior to this week, the Irish were ranked for nine consecutive weeks in either the AP or ESPN/USA Today polls. This year's appearance in the polls marks the fifth time in seven seasons under head coach Mike Brey that his team has been ranked at some point during a season.

### Irish Are Bullish On The Bulls:

In its 82-58 victory over South Florida on Jan. 21, Notre Dame closed out the first half with a 21-2 run and led 42-26 at the break. Trailing 24-21 after a USF two-point field goal, the Irish held the Bulls to just two points (two free throws) in the final 8:59 of the first half. USF opened the second half with two free throws and did not get its first field goal until the 18:20 mark of the second half.

### Winning Impressively:

Ten of Notre Dame's 23 victories have been by 24 or more points as the Irish are outscoring their opponents by a +14.6 margin (81.3 to 66.7). Coach Mike Brey's squad has posted wins of 30-plus points in six games — IPFW (+43 points), Lafayette (+32 points), The Citadel (+24 points), Winston-Salem (+45 points), Elon (+31 points), Army (+41 points) Rider (+50), Stony Brook (+29 points) and DePaul (+24 points). The 50-point win over Rider on Dec. 28 was the largest margin of victory since a 126-73 win (53 points) over Miami on Feb. 22, 1986. **The 99 points scored by Notre Dame in its victory over Alabama were the most by an Irish team over a top-10 opponent since Feb. 15, 1992, a 101-98 victory at No. 10 Syracuse.**

### Brey Receives Honorary Monogram:

Notre Dame head coach Mike Brey received an honorary monogram from the Notre Dame Monogram Club at the Athletic Department's Christmas Party on Dec. 14. Honorary monograms are occasionally awarded to people who have provided exceptional service to the University, whereby extending invitations to them to be members of the Notre Dame Monogram Club. Recipients - whose identities are traditionally kept a secret until the actual ceremonies - are presented with a scroll and blue blazer adorned with the Monogram Club logo. The select group of honorary monogram winners includes such notables as the late Pope John Paul II and United States President Ronald Reagan; former University president Rev. Ted Hesburgh, C.S.C.; television personality Regis Philbin; and national-championship football coaches Ara Parseghian and Lou Holtz.

### A Different Story:

Notre Dame's 81-74 win against No. 23/19 Maryland on Dec. 3 snapped a seven-game losing streak for the Irish against ranked opponents. Four nights later, on Dec. 7, Notre Dame crafted a 99-85 victory against No. 4/5 Alabama at the Joyce Center for its first win over a top-10 team since the 2004-05 campaign. The Irish knocked off their third ranked opponent of the season with their victory over No. 21/21 West Virginia on Jan 9 and beat No. 16/16 Marquette 85-73 to improve to 4-0 over ranked opponents this season. Notre Dame faced eight ranked foes a year ago and was just 1-7 versus those opponents.

@ Alabama (22/21) - W, 78-71  
@ Pittsburgh (22/20) - L, 97-100 (2OT)  
vs. Syracuse (-/24) - L, 82-88  
vs. Georgetown (21/-) - L, 82-85 (2OT)  
vs. Villanova (6/6) - L, 70-72  
@ West Virginia (11/11) - L, 70-71  
@ Connecticut (3/4) - L, 74-75 (OT)  
vs. Georgetown (23/20) - L, 63-67  
(BIG EAST Tournament)

### Irish Enjoy Back-To-Back Wins Versus Ranked Foes:

The last time Notre Dame faced back-to-back ranked opponents was last season during the 2005-06 campaign when the Irish played three consecutive ranked foes — Georgetown, Villanova and West Virginia. Their two consecutive wins over ranked foes Maryland and Alabama are the first back-to-back wins over ranked opponents since the 2002-03 campaign when that Irish squad put together a three-game win streak in the span of six days:

vs. Marquette (13/10)	92-71 (12/2/02)
vs. Maryland (9/8)	79-67 (12/7/02) - BB&T Classic First Round
vs. Texas (2/2)	98-92 (12/8/02) - BB&T Classic Championship Game

### Irish Love The BB&T Classic:

With its win over Maryland (81-74) at the BB&T Classic on Dec. 3, Notre Dame improved to 3-0 overall in the event. The Irish won the title in December of 2002 by knocking off the defending national champion Maryland (ranked ninth and eighth in the Associated Press and ESPN/USA Today polls) 79-67 in the first round and then dispatching second-ranked Texas (who advanced to the Final Four that spring) 98-92 in the championship game.

### Friendly Confines For Irish At Verizon Center:

Despite its loss to Georgetown at the Verizon Center (formerly the MCI Center) on Jan. 6, Notre Dame still owns an 8-3 record all-time in games played at that facility. Earlier in the season, the Irish posted an 81-74 victory against Maryland at the Verizon Center on Dec. 3. That contest marked the first time Notre Dame had made an appearance at the Verizon Center since suffering a 55-54 setback to Georgetown on Jan. 23, 2005. Prior to the loss, Notre Dame had won six straight at the Verizon Center. During the 2002-03 campaign, the Irish were 3-0 in the MCI Center with victories over 2001 national champion Maryland (79-67) and Texas (98-92) to win the 2002 BB&T Classic in early December and then ended the regular season with an 86-80 win over Georgetown. Notre Dame's first-ever appearance at the Verizon Center was on Feb. 7, 1998 and the Irish dropped a 76-56 decision to the Hoyas. It's first win in the building was a 77-54 victory on March 4, 2000. Four of Notre Dame's six wins in the Verizon Center have come against the Hoyas. Notre Dame's head coach Mike Brey is 6-2 all-time in the MCI Center (3-2 versus the Hoyas). Certainly one of the most memorable was an epic four-overtime contest as the Irish prevailed 60 minutes later with a 116-111 victory. Former Irish standout Chris Thomas played the entire game in what ranks as the longest game in Notre Dame and BIG EAST Conference history.

### Big Win:

Notre Dame's 14-point margin of victory in its win over Alabama was the fifth-largest by an Irish team over a top-five opponent (ranked in the Associated Press poll).

21 pts. 3/5/55	85-64 @ No. 4 Marquette (ND unranked)
20 pts. 3/19/78	84-64 vs. No. 3 DePaul - NCAA Third Round (ND was No. 6)
31 pts. 3/3/90	98-67 vs. No. 3 Missouri (ND unranked)
16 pts. 2/5/94	79-63 vs. No. 4 UCLA (ND unranked)
14 pts. 12/7/96	99-85 vs. No. 4 Alabama (ND unranked)

### Irish 1-1 At NIT:

Notre Dame finished with a 1-1 record in the two games of the Dick's Sporting Goods NIT Season Tip-Off Midwest Region held at Conseco Fieldhouse in Indianapolis.

vs. Butler: The Irish dropped a tough two-point decision (71-69) against Butler. In that contest, **Colin Falls** and **Luke Harangody** led Notre Dame with 17 points each, while **Russell Carter** added 15. Harangody also registered the first double-double of his young career as he grabbed 10 boards. The Irish shot 48.1 percent from the field and 58.8 percent from three-point range, while Butler connected on 49.1 percent overall from the floor.

vs. Lafayette: Notre Dame shot a blistering 72.0 percent (18-25) from the floor en route to the 32-point victory (92-60) and was 35-60 overall from the field (58.3%). **Russell Carter** notched his second 20-point outing of the season as he finished with 20 points to lead four Irish players in double figures. **Luke Harangody** tossed in a career-high 18 points, while **Rob Kurz** added 16 points and eight rebounds. Rookie **Tory Jackson** scored 10 points. **Kyle McAlarney** dished off a career-high 12 assists in the game as part of Notre Dame's 28 assists overall in the contest.

### What's Not To Like About These Numbers:

Here are some of the impressive numbers from Notre Dame's season-opening win over IPFW...

- Notre Dame shot 61.5 percent in the first half.
- Notre Dame's 55 first-half points were the second-most ever scored by the Irish in the first half under Mike Brey.
- The +26 differential in rebounding (54-28) is the largest ever by an Irish team under Mike Brey in six-plus seasons and the third-most rebounds in a regulation game.
- The 92 points were the most scored in season opener since the 2001-02 season (99-53 vs. New Hampshire on Nov. 16, 2001).

### The Captains:

Seniors **Colin Falls** and **Russell Carter** and junior **Rob Kurz** were selected captains by a vote of their teammates. Kurz' selection marks the third time in four years that the Irish have had a junior serving as a team captain. Falls and Kurz started the year as Notre Dame's two captains, while Carter was voted as a captain by his teammates in January.

### Clutch When It Counts:

**Colin Falls** has led the Irish in scoring in six of the last seven games and in seven of the last nine outings. His current 12-game double figures scoring streak is the longest of his career. He has averaged 19.2 points (236 points) over the last 12 games and has topped the 20-plus point mark in five of those contests. Falls has led Notre Dame in scoring in nine games this season.

### Twenty Something:

**Russell Carter's** 26-point performance against Villanova (Jan. 17) marked his eighth 20-plus point outing of the season and was the sixth straight game that he had led the Irish in double figures. The 26 points at the time also were the most ever scored by Carter in a BIG EAST game. His 32-point outing against St. John's on Jan. 23 gave him nine 20-plus outings this season. The last Irish player with more 20-point outings in a single season was Chris Thomas in 2003-04 as he topped the 20-point mark on 16 occasions. He also was Notre Dame's leading scorer in 11 consecutive games that season. Carter has led the Irish in scoring 12 times during 2006-07 campaign.

### Falls Returns:

After missing the Elon (Dec. 16) and Portland (Dec. 19) games with plantar faciitis, **Colin Falls** was back in the lineup against Army on Dec. 21. Falls missed the two contests after undergoing shock wave therapy on Dec. 8. The procedure was done to treat the plantar faciitis in his left foot. Against the Black Knights he tallied a season-high 24 points in just 18 minutes of action. Falls was 9-11 from the field (after hitting his first seven shots) and was 6-8 from three-point range. Prior to the Elon game on Dec. 16, Falls had played in all 99 games of his career and made 60 consecutive starts.

### Early Start:

Notre Dame's season opener against IPFW marked the earliest start date ever in the 102-year history of the program. The earliest start date prior to this had been in 1998 when that Irish squad opened up the 1998-99 campaign with a 76-65 loss to Miami of Ohio on Nov. 13.

### Irish in Season Openers:

Notre Dame owns an all-time record of 84-18 (.824) in season openers and have won all seven of its openers under head coach Mike Brey. Since the opening of the Joyce Center in 1968-69, Irish teams are 33-6 (.846) in home openers. The last time Notre Dame lost a season opener at home was to Miami of Ohio on November 13, 1998.

### Irish Roll Under Brey In November:

Notre Dame completed the month of November with a 5-1 record. Under head coach Mike Brey, the Irish are 26-3 (.897) all-time in games played during the month of November. The three November losses have been to Creighton 80-75 in the championship game of the Guardians Classic on Nov. 26, 2002; to North Carolina State (61-48) at the John R. Wooden Tradition at Conseco Fieldhouse in Indianapolis on Nov. 26; and to Butler (71-69) on Nov. 13 in the first round of the NIT Season Tip-Off.

### Irish Perfect In December:

Notre Dame's win against Stony Brook on Dec. 30 allowed the Irish to finish the month of December with a 7-0 record. Only once under Mike Brey have the Irish completed action in the month of December without a loss — Brey's 2002-03 squad finished 6-0.

### The Irish All-Time:

The 2006-07 men's basketball campaign marks the 102nd season of basketball and 12th as a member of the BIG EAST Conference. In 101-plus seasons, Irish teams have posted a 1604-883 record for a .645 winning percentage. In BIG EAST play, Notre Dame owns a 101-99 (.505) record all-time in conference regular-season play.

### Always In It:

Since the 2005-06 campaign, Notre Dame's 20 losses have been by a combined 104 points for an average of 5.2 points per game. The 14 setbacks a year ago were by a total of 59 points (4.2 points). The only double-digit loss was to North Carolina State (61-47). The Irish suffered 10 BIG EAST losses during the regular season and those were by a combined 35 points (3.5).

### Key Runs:

Notre Dame used key second-half runs and exploded for 52 and 50 points respectively in the second 20-minute stanza of each game in wins over Maryland and Alabama.

**vs. Maryland:** The Irish scored 52 second-half points, outscoring the Terrapins 52-42. Trailing 44-37, Notre Dame used a 25-7 run in a span of five minutes and turned the seven-point deficit into an 11-point advantage in just over five minutes.

**vs. Alabama:** Notre Dame outscored the Crimson Tide 50-36 in the second half after the two teams were knotted 49-49 at the break. The Irish trailed by nine points with just over 11 minutes to play in the first half. Trailing 66-62 with 14:28 to play, Notre Dame took the lead for good at the 13:23 mark and used an 18-9 run to open up a 10-point advantage with five minutes remaining in the contest. Alabama cut the deficit to three (85-82) with 3:02 to play, but closed out the game with a 14-3 run and led by as many as 17 (99-82) with 19 second left in the contest.

### Hard-NOSEd Player:

Junior **Rob Kurz** sustained a broken nose in practice on Nov. 5 after being elbowed accidentally by teammate **Luke Harangody**. He underwent surgery on the morning of Nov. 6 at 10:30 a.m. and was in street clothes that evening sitting on the bench in the exhibition game against Bellarmine. He returned to practice on Nov. 8.

### Keeping It Close:

In the 76 losses suffered by Irish teams in Mike Brey's six-plus seasons, only 18 have been by 10 or more points and have been by a combined 503 for an average of 6.6 points per game. Notre Dame's 18-point loss (66-48) to Georgetown this season was the largest under Brey.

### Second Half Spurt:

Notre Dame has outscored its opponents 1044-877 (41.8 to 35.1) in the second half of games this season. On four occasions this season, the Irish have topped the 50-point mark in the second half.

	<u>Halftime Score</u>	<u>Second Half</u>	<u>Final Outcome</u>
vs. Maryland	trailed 29-32	52-42	81-74
vs. Alabama	tied 49-49	50-36	99-85
vs. Portland	led 35-29	51-40	86-69
vs. Stony Brook	led 43-28	52-38	95-66

### Over The Century Mark:

Notre Dame's 103-91 victory over Syracuse was the second 100-plus point game of the season and the eighth time in the Mike Brey era that an Irish team has topped the 100-point plateau. Earlier this season, Notre Dame defeated Rider 101-51 victory on Dec. 28.

### Going Overtime:

Notre Dame played five overtime games last season, matching the school record set during the 1955-56 campaign when that Irish team finished 1-4 in overtime contests. Three of those contests a year ago were decided in double overtime. The Irish were 0-5 in overtime games a year ago.

### Free-Throw Shooting in Final Five Minutes and Overtime:

Tim Andree .....	0-2 (.000)
Ryan Ayers .....	10-11 (.909)
Russell Carter .....	8-10 (.800)
Colin Falls .....	30-35 (.857)
Luke Harangody .....	18-21 (.857)
Joe Harden .....	3-3 (1.000)
Zach Hillesland .....	12-21 (.571)
Tory Jackson .....	23-37 (.621)
Rob Kurz .....	25-30 (.833)
Kyle McAlarney .....	4-5 (.800)
Jonathan Peoples .....	6-8 (.750)
Kieran Piller .....	0-2 (.000)
Luke Zeller .....	2-3 (.667)
	<b>141-188 (.750)</b>
<b>Opponents .....</b>	<b>70-100 (.700)</b>

### Seven Straight Postseason Appearances:

Since 2000, Notre Dame has appeared in either the NCAA or NIT tournaments over the last seven years. The Irish played in the 2000 NIT and then earned consecutive NCAA tournament berths — 2001, '02, '03, followed by NIT appearances in '04, '05 and '06. This is the longest stretch of postseason appearances for Irish teams since making eight straight from 1983-90 (NIT in 1983 and '84 and NCAA from 1985-90).

### Ayers Finding The Range:

**Ryan Ayers** connected on all four of his three-point attempts in the win at Cincinnati as he finished with a career-high 12 points. In the last eight games, he is 15-28 (.536) from the field and 11-15 (.733) from three-point range.

### An Unlikely Hero:

Heading into the Villanova game on Jan. 27, **Ryan Ayers** was just 15-42 (.357) and 7-26 (.269) from three-point range. But in a 50-second span, Ayers proved to be the game's hero as he scored five consecutive points as he turned a 60-57 deficit into a 62-60 advantage. Ayers, who played 11 minutes in the contest, nailed a three-pointer to tied the game at 60-60 with 2:29 to play and then connected on two-of-three free throws with 1:39 left after being fouled attempting a three-pointer. His five points were part of a 9-0 run by the Irish that lifted them to a 66-63 victory.

### Big Luke=Big Numbers:

After 29 games, freshman **Luke Harangody** is fourth on the team in scoring (11.2) and second in rebounding (6.3). He has scored in double figures in 20 games and was the first Notre Dame freshman since Troy Murphy in 1998-99 to begin his rookie season scoring in double figures in five straight games. Murphy began his career by scoring in double figures in 12 consecutive outings. Harangody recorded the first double-double of his career, and the first by an Irish freshman since Torin Francis in November of 2002, when he scored 17 points and grabbed 10 rebounds the loss to Butler. He has registered six double-doubles this season. Harangody is shooting 46.2 percent from the field (121-263) and 81.2 percent (82-101) from the free-throw line and has earned BIG EAST Rookie of the Week honors three times this season and made the Honor Roll on one occasion.

### Outscoring The Opponent:

In the 74-50 win over The Citadel on Nov. 19, Notre Dame held a 40-12 advantage at the break as the Irish limited the Bulldogs to just 21.7 percent shooting in the half (5-23). The 12 points were the fewest allowed by a Notre Dame team under Mike Brey in six-plus seasons. **Luke Harangody** came off the bench and scored 16 first-half points (7-9 from the field and 2-2 from the free-throw line) in 11 minutes, not only averaging 1.5 points per minute, but also outscoring the entire Citadel squad in the first 20 minutes of the contest.

### Hot Shooting:

Notre Dame is shooting 46.5 percent from the field (787-1691) and 39.8 percent from three-point range (260-653). The Irish have shot better than 50.0 percent from the field in 12 games this season — (54.0 percent (34-63) vs. IPFW, 58.3 percent (35-60) against Lafayette, 54.5 percent (31-55) vs. Lehigh, 57.1 percent (32-56) against Winston-Salem St., 51.6 percent (32-62) vs. Alabama, 52.5 (31-59) vs. Army, vs. Rider, 51.5 percent (34-66) vs. Stony Brook, 50.9 (27-53) against West Virginia, 53.5 percent (23-43), vs. Seton Hall, 53.4 percent (31-58), Providence, 50.9 percent (28-55) and Cincinnati, 52.1 (25-48). In the Lafayette game, Notre Dame shot a blistering 72.0 percent (18-25) in the second half, the highest field-goal percentage ever by an Irish team in a half under head coach Mike Brey. Prior to its game against The Citadel, Notre Dame had not shot below 48.0 percent in a game as the Irish also connected on 48.1 percent (25-52) in their loss to Butler. Notre Dame shot a season-low 30.8 percent against Georgetown in its 66-48 loss.

### Board Dominance:

Not known in recent years to be a dominant rebounding team, Notre Dame has been exceptional on the boards this season and is currently outrebounding its opponent 38.1 to 33.3 for a +4.8 advantage. The Irish outrebounded each of its first seven opponents — IPFW (54-28), Butler (29-24), Lafayette (35-23), The Citadel (40-34), Lehigh (32-24), Winston-Salem St. (46-25) and Maryland (40-37) before being outrebounded 45-32 against Alabama. Notre Dame has outrebounded 18 of its 29 opponents.

### **2006-07 BIG EAST STANDINGS**

(through games of Mar. 4)

	<b>Overall Record</b>	<b>BIG EAST Record</b>
Georgetown	23-6	13-3
Louisville	22-8	12-4
Pittsburgh	25-6	12-4
<b>NOTRE DAME</b>	<b>23-6</b>	<b>11-5</b>
Syracuse	21-9	10-6
Marquette	23-8	10-6
West Virginia	21-8	9-7
DePaul	18-12	9-7
Villanova	21-9	9-7
Providence	18-11	8-8
St. John's	16-14	7-9
Connecticut	17-13	6-10
Seton Hall	13-16	4-12
USF	12-18	3-13
Rutgers	10-19	3-13
Cincinnati	11-19	2-14

### Players of the Week

Nov. 20	Melvin Buckley (USF)
Nov. 27	Jerel McNeal (MU)
Dec. 4	Sammy Mejia (DU)
<b>Dec. 11</b>	<b>Russell Carter (ND)</b>
Dec. 18	Demetrius Nichols (SU)
Dec. 27	Geoff McDermott (PC)
Jan. 2	Sammy Mejia (DU)
Jan. 8	Herbert Hill (PC)
Jan. 15	Dominic James (MU)
Jan. 22	Dominic James (MU)
Jan. 29	Roy Hibbert (GU)
Feb. 5	McHugh Mattis (USF)
Feb. 12	Roy Hibbert (GU)
Feb. 19	Jeff Green (GU)
Feb. 26	Jeff Green (GU)
Mar. 4	Herbert Hill (PC)

### Rookies of the Week

<b>Nov. 20</b>	<b>Luke Harangody (ND)</b>
Nov. 27	Deonta Vaughn (UC)
Dec. 4	Eugene Harvey (SHU)
Dec. 11	Eugene Harvey (SHU)
Dec. 18	Jerome Dyson (UC)
Dec. 27	Deonta Vaughn (UC)
<b>Jan. 2</b>	<b>Luke Harangody (ND)</b>
Jan. 8	Eugene Harvey (PC)
<b>Jan. 15</b>	<b>Luke Harangody (ND)</b>
Jan. 22	Scottie Reynolds (VU)
Jan. 29	Scott Reynolds (VU)
Feb. 5	Da'Sean Butler (WVU)
Feb. 12	Da'Sean Butler (WVU)
Feb. 19	Jerome Dyson (UC)
<b>Feb. 26</b>	<b>Tory Jackson (ND)</b>
Mar. 4	Scottie Reynolds (VU)

### Notre Dame Weekly Honor Roll Honorees:

Rob Kurz (Dec. 4 and Dec. 18); Kyle McAlarney (Dec. 11); Russell Carter (Dec. 27, Jan. 2 and Jan. 15); Colin Falls (Jan. 29, Feb. 5 and Feb. 19); Luke Harangody (Feb. 26)

### Russellmania:

**Russell Carter** scored in double figures in the first 18 games of the season before seeing his double-figure scoring streak come to end against South Florida on Jan. 21 as he finished with nine points and has scored in double figures in 26 of 29 games. He leads the team in scoring with an 16.9 scoring average and has scored 20-plus points in nine contests. Carter netted a career-high 32-point outing (the first 30-point game of his career) against St. John's — the highest single-game performance for him in a BIG EAST game. He had 26 points against Villanova on Jan. 17 and in the previous outing versus Seton Hall on Jan. 14, Carter scored 24 points and grabbed 10 rebounds for his first double-double of the season and second of his career. He had a then career-high 28-point effort against Portland on Dec. 19. His 12-point effort against Army on Dec. 21 snapped a three-game streak in which he had registered 20-plus points (the second time in his career that he has done that). In the three games (Alabama, Elon and Portland) in which he posted 20-plus point efforts, he averaged 25.3 points — the highest three-game scoring average and most points (76) in his career.

### Lafayette Brings Out Best in Kurz:

Two of junior forward **Rob Kurz'** best games have come against Lafayette, ironically, the alma mater of both of his parents. In the 2005 season opener, Kurz scored a career-high 18 points on 8-10 shooting from the field (1-1 from three-point range and 1-1 from the line) and grabbed eight rebounds in 25 minutes of action. In Notre Dame's win on Nov. 14 versus the Leopards, he scored 16 points and again hauled in eight boards as he shot 7-10 from the field and 2-2 from three-point range. In the two games, he shot 75.0 percent (15-20) from the field and was perfect from three-point range (3-3).

### Double The Pleasure:

**Rob Kurz'** 10 points and 10 rebounds against Villanova (Jan. 27) was his eighth double-double of the season. He posted three consecutive double-doubles for the first time in his career against Alabama, Elon and Portland and has grabbed 10-plus rebounds in nine contests. **Luke Harangody** is second on the team with six doubles.

### BIG EAST Formula For Success Under Brey:

Since his arrival at Notre Dame, **Mike Brey** has led Notre Dame to a 66-46 (.589) record in BIG EAST regular-season games and a 2-6 mark in tournament play for an overall record of 68-52 (.567) against league foes. In Brey's first season, the Irish posted their first-ever winning record in BIG EAST play and won the BIG EAST West Division title with an 11-5 mark. Prior to Brey's arrival at Notre Dame, Irish teams had a 35-53 (.398) regular-season record since joining the league in 1995-96.

### 265 And Counting:

Heading into the BIG EAST Tournament, Notre Dame has hit at least one three-pointer in 265 straight games, a mark that dates back to the 1998-99 campaign. The last time an Irish team failed to hit a three-pointer was a 101-70 loss to Connecticut at the Hartford Civic Center on Jan. 12, 1999 as Notre Dame finished 0-7 from beyond the arc in the game. The 2005-06 Irish squad set the single-season record with 288 three-pointers.

### Spreading the Wealth:

Notre Dame is averaging 17.7 assists per game (11th nationally) and had a season-high 28 against Lafayette with 35 baskets coming off of 28 assists. This year, Notre Dame owns a 0.65 assist-to-basket ratio (513 assists on 787 baskets). Six players have 40-plus assists.

### Who's It Going To Be This Time:

Through 29 games, five different players have led the Irish in scoring this season. **Russell Carter** has led the Irish in the scoring column on 12 occasions, while Colin Falls has been the leading scorer in nine games, while **Rob Kurz** and **Luke Harangody** have led the Irish four times in the scoring column. Kyle McAlarney led the Irish on one occasion.

### Action Jackson:

**Tory Jackson** has responded well to his role as Notre Dame's starting point guard and is averaging 7.3 points and 4.2 assists while playing 26.8 minutes per game. Jackson has scored in double figures in nine games

and in five of the last six — DePaul (12), Providence (10), Cincinnati (10) and DePaul (13) and Marquette (21). He scored a career-high 21 points against Marquette and registered his fourth 10-plus point outing of the season against Syracuse when he scored a then career-high 19 rebounds. Jackson earned his first career start against Stony Brook on Dec. 30 and finished with three points, two rebounds, two assists and three steals. Against Louisville, he scored a career-high 14 points (5-8 from the field), in addition to matching his career-high with five rebounds and five assists and making two steals while playing 37 minutes. And while he did not score in the West Virginia game, Jackson did dish off a six assists and made three steals — including one with 1:32 to play after the Mountaineers had cut the deficit to 55-53. He scored nine points and dished off a career-high eight assists against Villanova and also had eight assists while playing a personal-best 39 minutes against St. John's. Jackson reached double figures for the third time this season against South Florida as he finished with 11 points in the Irish victory. In Notre Dame's loss to the Bulls, he dished off a personal best 11 assists. **Against USF and DePaul, he averaged 39.5 minutes and turned the ball over a total of three times in the two games combined. Jackson dished off this 100th assist in the win at Cincinnati.**

### Home Sweet Home:

Since the inaugural season in 1968-69 at the Joyce Center, Notre Dame owns a 474-142 record all-time for a .769 winning percentage. The Irish are 88-27 (.765) at the Joyce Center during Mike Brey's six-plus seasons, and since the 1996-97 campaign, they own a 136-43 mark for a .760 winning percentage. Notre Dame's 17 wins at home this season marks the ninth time in 10 years that the Irish won 10 or more home games. The Irish played their 600th game at the Joyce Center on Nov. 27, 2006 versus Lehigh.

### Almost Perfect:

**Rob Kurz** is one of the best free-throw shooters on the team as he is shooting 80.0 percent from the charity stripe (132-165). He missed two free throws in the Elon game which ended a string of 30 consecutive made. Prior to that, he had not missed an attempt since his last attempt of the first half against Lehigh. In the win over the Leopards, he was 10-10 from the line in the second half and followed that up by going 8-8 versus Winston-Salem St. and was 4-4 from the line in both games against Maryland and Alabama. He is one of Notre Dame's best free-throw shooters in the last five minutes of the game having converted 25 of 30 attempts.

### Welcome To The Club:

Senior **Colin Falls** became the 46th player in Notre Dame history to score 1,000 points with his 13-point outing against Winston-Salem State on Nov. 29. Falls has 1,336 career points (scored it against DePaul) for a 11.3 career scoring average. He has played in 118 career outings and started 87 contests.

### Free Falls-ing:

In 118 career outings, 318 of **Colin Falls'** 398 career field goals have come from three-point range which translates into an 79.9 percentage. Last season, he set the school record for three-point field goals made with 102 and is the only player in Notre Dame history with 90-plus three-pointers in two seasons (he also had 93 as a sophomore in 2004-05). During his career, he has connected on 318-of-790 three-point field goal attempts for a 40.3 percent accuracy from the field.

### Another Way To Get His Three Points:

While connecting from beyond the arc has been the conventional way of scoring three points for **Colin Falls**, the senior guard has had a penchant the last three seasons for getting fouled shooting a three-pointer and going to the free-throw line for three attempts. As a sophomore, he was fouled a total of 16 times while shooting from beyond the arc and converted on 43-48 (.896) of his free-throw attempts. A year ago, Falls was fouled eight times and converted 19-25 (.760), including a first-ever four-point play versus Georgetown in the regular-season meeting between the two schools that sent the game into overtime. This year, he has been fouled 10 times (once versus Butler, West Virginia, Seton Hall, Villanova, DePaul and Rutgers and twice against Lehigh and Alabama) and has connected on 21-24 attempts. In



his career he is 83-96 (.865) from the line after getting fouled while shooting a three-pointer. In the Seton Hall and DePaul games, Falls was fouled after making a three-pointer and converted the free throw for the four-point play in both of the contests.

**Road Warriors:**

In Mike Brey's six-plus seasons, his Irish teams have compiled a road record of 52-49 (.515) that includes a 35-36 mark (.492) in true road games and a 17-13 (.552) record in neutral site contests.

**Irish On The Road Under Brey:**

	Away	Neutral	Overall
2006-07	3-5	2-1	5-6
2005-06	4-7	0-2	4-9
2004-05	4-6	0-1	4-7
2003-04	6-5	2-1	8-6
2002-03	4-5	6-3	10-8
2001-02	8-4	5-3	13-7
2000-01	6-4	2-2	8-6
<b>Totals</b>	<b>35-36</b>	<b>17-13</b>	<b>52-49</b>
	(.492)	(.567)	(.515)

**Records Of Starting Lineups:**

Kurz-Zeller-Carter-Falls-McAlarney:	9-1
Kurz-Zeller-Hillesland-Carter-McAlarney:	2-0
Kurz-Zeller-Jackson-Falls-Carter:	3-1
Kurz-Harangody-Jackson-Falls-Carter:	7-3
Harangody-Hillesland-Carter-Falls-Jackson:	1-1
Kurz-Harangody-Jackson-Falls-Ayers	1-0

**The Phonz Returns:**

Former Irish great LaPhonso Ellis (1988-92) returns to be the color analyst for Notre Dame basketball games on the radio, teaming with play-by-play analyst Jack Nolan in 2005-06. Nolan was the color analyst for a number of year on the network, but assumes the play-by-play duties this year. Ellis, who ranks 13th all-time in career scoring and third in rebounding (1,075), will do a select number of games this season.

**Home Grown:**

There are two Indiana natives on this year's Irish roster, and co-incidentally, both are named Luke — sophomore forward Luke Zeller and freshman forward Luke Harangody. Zeller hails from the southern part of the state in Washington, while Harangody's hometown of Schererville is the western end. The last time a Notre Dame roster had more than one scholarship player from the state of Indiana was in 1993-94 — Joe and Jon Ross (Wabash) and Jason Williams (Indianapolis).

**Irish Sign Four:**

Irish head coach Mike Brey signed four high school prep players to national letters of intent during the November early signing period. Set to enroll at Notre Dame in the fall of 2007 are forward **Tim Abromaitis (Farmington, Conn.)**, guard **Tyrone Nash (Queens, N.Y.)**, guard **Ty Proffitt (London, Ky.)** and forward **Carleton Scott (San Antonio, Texas)**.

**Irish Players All-Time Statistics in the BIG EAST Tournament**

	G-S	MIN/AVG	FG-FGA	PCT.	3-Point			FT-FTA	PCT.	Rebounds			AST.	STL	BLK	PF-D	PTS/AVG	
					FG-FGA	PCT.				O	D	TOT						AVG.
Falls	4-1	108/27.0	10-30	.300	9-26	.346		3-3	1.000	2	2	4	1.0	4	0	1	5-0	32/8.0
Carter	2-1	57/28.5	7-16	.438	3-6	.500		7-9	.778	2	4	6	3.0	1	1	0	6-0	24/12.0
Kurz	1-1	32/32.0	4-9	.444	3-4	.750		0-1	.000	4	7	11	11.0	1	1	2	1-0	11/11.0
Zeller	1-0	2/2.0	0-1	.000	0-0	.000		0-0	.000	0	0	0	0.0	0	0	0	1-0	0/0.0

## Irish in the Record Books

### Career Three-Point Field Goals Made

1. Colin Falls (2003-present).....	318
2. Chris Thomas (2001-05).....	302
3. Matt Carroll (1999-03).....	301
4. David Graves (1998-02).....	259
4. Ryan Hoover (1992-96).....	248
5. Chris Quinn (2002-present).....	239
7. Martin Ingelsby (1997-01).....	167
8. Russell Carter (2003-present) ....	130
9. Pat Garrity (1994-98).....	100
10. Elmer Bennett (1988-92).....	91

### Career Three-Point Field Goals Attempted

1. Chris Thomas (2001-present).....	833
2. Colin Falls (2003-present).....	790
3. Matt Carroll (1999-03).....	769
4. Ryan Hoover (1992-96).....	680
5. David Graves (1998-02).....	630
6. Chris Quinn (2002-present).....	550
7. Martin Ingelsby (1997-01).....	394
8. Antoni Wyche (1995-99).....	333
9. Russell Carter (2003-present) ....	314
10. Pat Garrity (1994-98).....	279

### Career Three-Point Field Goal Percentage

1. Joe Frederick (1987-90).....	.490
2. Russell Carter (2003-present) ..	.414
3. Chris Quinn (2002-present).....	.427
4. Martin Ingelsby (1997-01).....	.424
5. David Graves (1998-02).....	.411
6. David Rivers (1984-88).....	.406
7. Colin Falls (2003-present).....	.403

## Winning BIG EAST Regular Seasons Since 2000-01

<u>Team</u>	<u># of Winning Seasons</u>	<u>NCAA Bids</u>
NOTRE DAME	6	3
Pittsburgh	6	5
Syracuse	6	5
Connecticut	5	5
*Marquette	5	3
*Cincinnati	5	5
Georgetown	4	2
*Louisville	4	3
Seton Hall	3	2
Providence	2	2
*DePaul	2	1
Villanova	3	2
West Virginia	2	1
St. John's	1	1
*USF	1	0
Rutgers	0	0

\* includes years in Conference USA

## 10-win BIG EAST Regular Seasons Since 2000-01

<u>Team</u>	<u># of Winning Seasons</u>
Pittsburgh	6
Syracuse	5
Connecticut	5
NOTRE DAME	4
Georgetown	3
*Marquette	2
Villanova	2
Providence	2
Seton Hall	2
Louisville	1
*West Virginia	1

\* joined BIG EAST in 2005-06

# Joyce Center Renovation

On October 6, 2006, plans for the renovation of the Joyce Center arena — home to Notre Dame basketball — were announced and are scheduled to include new chair back seating and other upgrades.

In addition, a new two-story structure at the south end of the building will involve a new main entrance, along with club seating and a hospitality area, and house all ticket offices as well as a new varsity shop for apparel and souvenir sales.

The \$24.7 million renovation has been underwritten with a \$12.5 million leadership gift from Philip J. Purcell III, a Notre Dame alumnus and Trustee and the retired chairman and chief executive officer of Morgan Stanley. The arena will be named Purcell Pavilion at the Joyce Center.

Vincent J. Naimoli, chairman of the Tampa Bay Devil Rays Major League Baseball franchise, made a \$5 million gift. The new club/hospitality area as well as two outdoor patios that will be part of the new construction will be named for the Naimoli family.

## Changes to the interior of the Joyce Center arena will include:


- New, blue chair back seating from top to bottom of the arena, including all-new upper-arena sections. All seating will be replaced in the lower bowl (including platform seats), and the wooden bleachers in the upper bowl will be removed and replaced with treads and risers and permanent arena seats. The exchange of the bleacher sections for chair back seats will change the capacity from the current 11,418 to approximately 9,800.

- A stadium club/hospitality area (approximately 16,500 square feet) in the south end of the arena, with a separate, private entry and with premium club seating for nearly 800 fans (that figure is part of the projected 9,800 capacity). Included in this area will be food service and restroom facilities.

- New, fixed concession areas.
- Increased numbers of women's restrooms.
- Increased handicapped seating options.

## Exterior changes include:

- A new, two-story addition on the south end of the current structure. The second floor area will include the stadium club/hospitality area. The first-floor addition will include almost 4,500 square feet for ticket offices (including four exterior and 10 interior tickets windows), 3,000 square feet for the varsity shop, as well as a completely new main entrance and lobby situated between Gates 8 and 10. The new entrance will feature graphics and theming that highlight Notre Dame's competing athletic programs.



## Notre Dame's Records in 2006-07 when ...

Played at the Joyce Center.....	18-0
Played on the road.....	3-5
Played at a neutral site.....	2-1
BIG EAST Conference record (all games).....	11-5
Non-Conference record.....	12-1
Leading at halftime.....	18-0
Trailing at halftime.....	4-5
Tied at halftime.....	1-1
Playing an overtime game.....	0-0
Shoots .500 or better.....	12-0
Shoots .500 or less.....	11-6
Opponent shoots .500 or less.....	20-3
Shoots better than opponent.....	21-0
Shoots worse than opponent.....	2-6
Shoots same as opponent.....	0-0
Makes more free throws than opponent.....	20-3
Makes less free throws than opponent.....	2-3
Same number of free throws.....	1-0
Outrebounded opponents.....	17-1
Outrebounded by opponents.....	5-5
Same number of rebounds.....	1-0
Has more turnovers than opponent.....	6-1
Has fewer turnovers than opponent.....	17-5
Had same number of turnovers.....	0-0
Bench outscores opponent's bench.....	15-3
Outscored by opponent's bench.....	8-2
Bench points are the same.....	0-1
Plays a ranked opponent.....	4-0
Makes 10 or more three-pointers.....	9-2
No Notre Dame player fouls out.....	19-5
One Notre Dame player fouls out.....	4-0
Two or more Notre Dame players foul out.....	0-1
Wears White Uniforms.....	19-1
Wears Blue Uniforms.....	2-2
Wears Gold Uniforms.....	0-0

Wears Black Uniforms.....	2-3
Plays in an In-Season Tournament.....	1-1
Plays on Television.....	11-5
Plays in November.....	5-1
Plays in December.....	7-0
Plays in January.....	6-3
Plays in February.....	4-2
Plays in March.....	1-0
Plays in Day Games.....	8-1
Plays in Night Games.....	15-5
Plays on Sundays.....	6-0
Plays on Mondays.....	1-1
Plays on Tuesdays.....	5-1
Plays on Wednesdays.....	2-1
Plays on Thursdays.....	4-1
Plays on Fridays.....	1-0
Plays on Saturdays.....	5-2
Final Margin is 5 points or less.....	3-3
Final Margin is 6-10 points.....	4-1
Final Margin is 11-20 points.....	6-2
Final Margin is more than 20 points.....	10-0
Has a player score 20-plus points.....	11-3
Has a player score 30-plus points.....	0-1
Scores 59 points or less.....	0-1
Scores 60-69 points.....	2-4
Scores 70-79 points.....	5-0
Scoring 80-89 points.....	7-1
Scoring 90-plus points.....	9-0



## Head Coach Mike Brey

7th season at Notre Dame • 141-76 (.650)  
 12th season as a head coach • 240-128 (.652)

- Named the 17th head coach at the University of Notre Dame on July 14, 2000
- A 20-year veteran of the college ranks...
  - University of Notre Dame (head coach) 2000-06 (seven seasons)
  - University of Delaware (head coach) 1995-2000 (five seasons)
  - Duke University (assistant coach) 1987-95 (eight seasons)

• Played at DeMatha High School under legendary coach Morgan Wootten and graduated from there in 1977. Also served as an assistant coach for Wootten from 1982-87

• Received DeMatha High School's Distinguished Alumnus Award in October 2003

• Recipient of 2003 Coaches vs. Cancer Champion Award in recognition of his fund-raising efforts for the Coaches vs. Cancer Program and a member of the CVC National Council

• Along with wife Tish received the Distinguished Service Award from the South Bend Alumni Association, Community Hall of Fame Committee

• Signed a contract extension through 2011 on October 25, 2004

### Mike Brey vs. Ranked Opponents:

Overall: 21-41

at Notre Dame: 21-35

(2006-07: 4-0; 2005-06: 1-7; 2004-05: 2-5; 2003-04: 2-8; 2002-03: 5-6; 2001-02: 3-6; 2000-01: 4-3)

at Delaware: 0-6

### Mike Brey in Overtime Games at Notre Dame:

Overall: 3-5

at Georgetown (2/9/02) 116-111 (4 OT)

at Boston College (1/25/03) 101-96

vs. Georgetown (2/1/03) 93-92 (2OT)

at Pittsburgh (1/4/06) 97-100 (2OT)

vs. Georgetown (1/24/06) 82-85 (2OT)

at Louisville (2/4/06) 86-89

at Connecticut (2/21/06) 74-75

at Michigan (3/20/06) 84-87 (2OT)

	Overall	BIG EAST (regular season)
2000-01	20-10	11-5 (1st place-West Division)
2001-02	22-11	10-6 (2nd place-West Division)
2002-03	24-10	10-6 (3rd place-West Division)
2003-04	19-13	9-7 (7th place)
2004-05	17-12	9-7 (6th place)
2005-06	16-14	6-10 (11th place)
2006-07	23-6	11-5 (4th place)
	141-76 (.650)	66-46 (.589)

• Has guided five of his 11 teams to NCAA tournament play; nine of those teams have advanced to the postseason (four NIT appearances)

• In his first season, led Notre Dame to the 2000-01 BIG EAST West Division championship (its first league regular-season title in school history). In 2002-03, guided the Irish to their first Sweet 16 appearance since 1987

• He is only coach in the program's history to lead his teams to three consecutive 20-win seasons and three straight NCAA tournament appearances in his first three seasons

• Spent eight years as an assistant coach under Mike Krzyzewski at Duke and during that time the Blue Devils advanced to the Final Four six times and won national championships in both 1991 and '92. While there, Duke compiled a 216-65 record

### Mike Brey Among BIG EAST's Best

Since his arrival, Mike Brey has compiled a 68-52 (.567) record in BIG EAST games (66-46 in regular season and 2-6 in tournament contests). Here's how the Irish coach ranks against some of the BIG EAST's best (both past and present)...

<b>Jim Calhoun (UC: 1986-)</b>	<b>253-139 (.654)</b>
<b>Jerry Wainwright (DU: 2005-)</b>	<b>14-17 (.452)</b>
John Thompson (GU: 1979-99)	231-123 (.653)
<b>John Thompson III (GU: 2004-)</b>	<b>33-19 (.635)</b>
<b>Rick Pitino (PC: 1985-87 and UL (2005-)</b>	<b>35-31 (.530)</b>
Paul Evans (UP: 1986-94)	76-70 (.524)
Ben Howland (UP: 1999-03)	46-29 (.613)
<b>Jamie Dixon (UP: 2003-)</b>	<b>50-20 (.714)</b>
<b>Tom Crean (MU: 2005-)</b>	<b>20-13 (.606)</b>
Pete Gillen (PC: 1994-98)	38-43 (.469)
<b>Tim Welsh (PC: 1998-)</b>	<b>66-85 (.437)</b>
Lou Carnesecca (SJU: 1979-92)	139-80 (.635)
Mike Jarvis (SJU: 1998-03)	57-36 (.613)
<b>Norm Roberts (2004-)</b>	<b>13-33 (.283)</b>
P.J. Carlesimo (SH: 1982-94)	90-130 (.409)
Tommy Amaker (SH: 1997-01)	35-39 (.473)
Louis Orr (SH: 2001-06)	39-47 (.453)
<b>Robert McCullum (USF: 2005-)</b>	<b>4-28 (.125)</b>
<b>Jim Boeheim (SU: 1979-)</b>	<b>329-181 (.645)</b>
Rollie Massimino (VU: 1979-92)	123-92 (.572)
Steve Lappas (VU: 1992-01)	96-79 (.559)
<b>Jay Wright (VU: 2001-)</b>	<b>59-45 (.567)</b>
<b>John Beilien (WVU: 2002-)</b>	<b>39-43 (.476)</b>
Gale Catlett (WVU: 1995-02)	49-78 (.386)

### Irish Record Under Brey In Games Decided By....

1 point.....	9-7
2 points.....	4-6
3 points.....	10-15
4 points.....	3-5
5 points.....	3-5
6 points.....	6-3
7 points.....	9-5
8 points.....	3-8
9 points.....	3-4
10 points.....	6-3
11-15 points .....	31-12
16-20 points .....	16-3
21-30 points .....	17-0
31-40 points .....	12-0
41-50 points .....	8-0
50+points.....	0-0
	141-76

## Notre Dame under Mike Brey...

	<u>Overall</u>	<u>2006-07</u>
Overall	141-76 (.649)	23-6 (.793)
At Home	89-27 (.767)	18-0 (1.000)
On the Road	35-36 (.492)	3-5 (.375)
Neutral Site	17-13 (.567)	2-1 (.667)
vs. BIG EAST (all games)	67-52 (.563)	10-5 (.666)
BIG EAST GAMES (regular season)	65-46 (.585)	10-5 (.666)
Home	40-16 (.714)	8-0 (1.000)
Road	26-30 (.464)	3-5 (.375)
Non-Conference Teams (regular season)	66-18 (.785)	12-1 (.923)
Home	48-9 (.842)	10-0 (1.000)
Road	8-5 (.615)	0-0 (.000)
Neutral	10-4 (.714)	2-1 (.500)
Notre Dame Shoots 50% or better	54-2 (.964)	12-0 (1.000)
Notre Dame Shoots less than 50%	86-74 (.537)	10-6 (.625)
Hold opponent to less than 50%	123-58 (.680)	18-4 (.818)
Hold opponent to less than 40%	79-10 (.887)	13-1 (.928)
Outrebounds opponent	79-27 (.745)	17-1 (.944)
Plays an overtime game	3-5 (.375)	0-0 (.000)
Plays a ranked opponent	20-35 (.363)	4-0 (1.000)
Plays in November	26-3 (.897)	5-1 (.833)
Plays in December	38-10 (.792)	7-0 (1.000)
Plays in January	31-26 (.544)	6-3 (.667)
Plays in February	29-21 (.580)	4-2 (.667)
Plays in March	17-16 (.515)	1-0 (1.000)
Scores 50 points or less	0-3 (.000)	0-1 (.000)
Scores 50+ points	139-73 (.656)	21-5 (.807)
Scores 60+ points	134-60 (.690)	21-5 (.807)
Scores 70+ points	113-38 (.748)	20-1 (.952)
Scores 80+ points	68-11 (.860)	16-1 (.941)
Scores 90+ points	31-1 (.969)	9-0 (1.000)
Scores 100+ points	8-0 (1.000)	2-0 (.000)
Season openers	7-0 (1.000)	1-0 (1.000)
Season openers at the Joyce Center	7-0 (1.000)	1-0 (1.000)
Record in first home game	7-0 (1.000)	1-0 (1.000)
Records in first road game (includes neutral)	3-4 (.500)	0-1 (.000)
Records in BIG EAST openers at home	2-1 (.667)	1-0 (1.000)
Records in BIG EAST openers on the road	1-3 (.250)	0-0 (.000)
Best Record	23-6 (.793) (2006-07)	
Worst Record	16-14 (.533) (2005-06)	
Most BIG EAST wins in a season	11 (2000-01)	
Most BIG EAST losses in a season	11 (2005-06)	
Longest home winning streak	20 (2006-07)	18
Longest road winning streak (includes neutral)	5 (2000-01)	2
Longest home losing streak	3 (2001-02)	0
Longest road losing streak (includes neutral)	5 (2005-06)	3

### Miscellaneous Irish Stats...

#### Career Games In Double Figures:

Colin Falls	57
Russell Carter	43
Rob Kurz	26
Luke Harangody	20
Kyle McAlarney	12
Tory Jackson	9
Luke Zeller	4
Zach Hillesland	5
Ryan Ayers	1

#### Career Games With 20-Plus Points:

Colin Falls	20
Russell Carter	12
Rob Kurz	4
Kyle McAlarney	2
Luke Harangody	2
Tory Jackson	1

#### Career Games With 10-Plus Rebounds:

Rob Kurz	11
Luke Harangody	5
Russell Carter	2
Zach Hillesland	3

#### Career Games With 10-Plus Assists:

Colin Falls	1
Kyle McAlarney	1
Tory Jackson	1

#### Career Games With 30-Plus Points:

Colin Falls	1
-------------	---

#### Russell Carter 1

#### Career Double-Doubles:

Rob Kurz	10
Luke Harangody	5
Russell Carter	2
Zach Hillesland	3
Colin Falls	1

#### Number of Career Games ... Led Irish In

Colin Falls —	
Scoring:	26
Steals:	14
Blocks:	9
Assists:	5
Rebounds:	1
Russell Carter —	
Scoring	17
Steals:	22
Blocks:	12
Rebounds	4
Assists	2

#### Rob Kurz —

Scoring:	6
Rebounds:	21
Blocks:	27
Steals:	9
Assists	5

#### Luke Zeller —

Rebounds:	3
Blocks:	9
Steals:	2
Kyle McAlarney —	
Assists:	15
Scoring:	2
Steals:	6

#### Ryan Ayers —

Steals:	2
Blocks:	3
Zach Hillesland —	
Rebounds:	5
Blocks:	3
Steals:	2

#### Luke Harangody —

Scoring	4
Rebounds:	9
Steals:	6
Blocks	6
Steals	1

#### Tory Jackson —

Steals:	14
Assists:	14
Rebounds:	1

#### Jonathan Peoples —

Steals:	1
---------	---

## Notre Dame Highs and Lows Under Mike Brey

### Notre Dame - Team Game High (1st Half)

Points	62 vs. Loyola-Chicago (11/22/00)
Field Goals Made	24 vs. IPFW (11/10/06)*
Field Goals Attempted	24 vs. Syracuse (1/30/07)
Field Goal Percentage	43 vs. New Hampshire (11/16/01)*
	43 vs. Syracuse (11/30/07)
3 PT Field Goals Made	67.7% (21-31) vs. Pittsburgh (1/30/02)*
3 PT Field Goals Attempted	10 vs. Louisville (2/4/06)
3 PT Field Goals Percentage	10 vs. Rider (12/28/06) *
Free Throws Made	21 vs. Rider (12/28/06)*
Free Throws Attempted	71.4% (5-7) vs. Fordham (12/28/05)*
Free Throw Percentage	11 vs. Connecticut (2/9/04)*
Total Rebounds	17 vs. Columbia (12/23/05)*
Offensive Rebounds	100.0% on four occasions
Defensive Rebounds	27 vs. Army (12/19/04)*
Assists	14 vs. Army (12/19/04)*
Steals	14 vs. Providence (2/19/05)
Blocked Shots	19 vs. Georgetown (3/4/04)*
Turnovers	19 vs. Rider (12/28/06)*
Fouls	19 vs. Canisius (12/19/00)*
	12 vs. New Hampshire (11/16/01)*
	13 vs. Belmont (11/17/02)*
	11 vs. Stony Brook (12/30/06)*
	11 vs. Villanova (1/8/05*)

### Notre Dame - Team Game High (2nd Half)

Points	68 vs. Georgetown (2/9/02)
Field Goals Made	24 vs. Pittsburgh (1/4/06)
Field Goals Attempted	63 vs. Georgetown (2/9/02)
Field Goal Percentage	72.0% vs. Lafayette (11/14/06)
3 PT Field Goals Made	11 vs. St. John's (3/6/04)
3 PT Field Goals Attempted	24 vs. Pittsburgh (1/4/06)
3 PT Field Goals Percentage	75.0% (6-8) vs. Connecticut (2/21/05)
Free Throws Made	27 vs. Seton Hall (2/18/06)
Free Throws Attempted	30 vs. Seton Hall (2/18/06)
Free Throw Percentage	100.0% (13-13) vs. Villanova (1/8/05)*
	100.0% (15-15) vs. Winston-Salem St. (11/29/06)*
Total Rebounds	34 vs. Seton Hall (1/8/01)
Offensive Rebounds	15 vs. Army (12/19/04)*
Defensive Rebounds	25 vs. Sacred Heart (11/18/00)*
Assists	16 vs. Army (12/19/04)*
Steals	14 vs. New Hampshire (11/16/01)*
Blocked Shots	6 vs. Belmont (11/17/02)
Turnovers	13 vs. Niagara (12/21/05)*
Fouls	16 vs. Rutgers (1/31/04)

### Notre Dame - Team Game High (Total)

Points	116 vs. Georgetown (2/9/02)
Field Goals Made	42 vs. Canisius (12/19/00)*
Field Goals Attempted	94 vs. Georgetown (2/9/02)
Field Goal Percentage	66.7% (34-51) vs. Pittsburgh (1/30/02)*
3 PT Field Goals Made	17 vs. St. John's (3/6/04)#
3 PT Field Goals Attempted	17 vs. Louisville (2/4/06)#
3 PT Field Goals Percentage	44 vs. Canisius (12/22/00)
Free Throws Made	61.9% (13-21) vs. Providence (1/14/06)*
Free Throws Attempted	33 vs. Seton Hall (2/18/06)
Free Throw Percentage	45 vs. Columbia (12/23/05)*
Total Rebounds	100% (5-5) vs. Illinois (3/22/03)
Offensive Rebounds	100% (19-19) vs. Villanova (1/8/05)#*
Defensive Rebounds	64 vs. Georgetown (2/9/02)
Assists	24 vs. Seton Hall (1/8/01)
Steals	40 vs. Tennessee Tech (12/17/00)*
Blocked Shots	32 vs. Canisius (12/19/00)*
Turnovers	26 vs. New Hampshire (11/16/01)*#
Fouls	19 vs. Belmont (12/17/02)*#
	20, on two occasions
	26 vs. Georgetown (2/9/02)

### Notre Dame - Team Game Lows (1st Half)

Points	19 vs. Connecticut (2/21/04)*
Field Goals Made	6 vs. Connecticut (2/21/04)
Field Goals Attempted	21 vs. Canisius College (12/22/01)
Field Goal Percentage	18.8% (6-32) vs. Connecticut (2/21/04)
3 PT Field Goals Made	0 vs. West Virginia (1/7/04)
3 PT Field Goals Attempted	5 vs. Virginia Tech (1/20/04)
3 PT Field Goals Percentage	5 vs. IPFW (11/23/04)*
Free Throws Made	0.0% (0-7) vs. West Virginia (1/7/04)*
Free Throws Attempted	0.0% (0-10) vs. Michigan (12-3-05)*
Free Throw Percentage	0 on six occasions
Total Rebounds	0 on five occasions
Offensive Rebounds	0.0% on five occasions
Defensive Rebounds	10 vs. Pittsburgh (2/9/03)*
Assists	1 vs. Pittsburgh (2/9/03)*
Steals	1 vs. Rutgers (3/2/05)*
Blocked Shots	8 vs. Pittsburgh (2/12/05)
Turnovers	1 vs. Villanova (1/27/07)*
Fouls	1, on three occasions
	0, on 12 occasions
	1 vs. Georgetown (3/4/04)*
	0 vs. Samford (12/30/04)*

### Notre Dame - Team Game Lows (2nd Half)

Points	19 vs. Valparaiso (1/5/03)
Field Goals Made	6 vs. Purdue (3/17/04)*
Field Goals Attempted	6 vs. Harvard (11/19/04)*
Field Goal Percentage	19 vs. Georgetown (2/16/05)*
3 PT Field Goals Made	19 vs. West Virginia (1/9/07)*
3 PT Field Goals Attempted	21.4% (6-28) vs. Harvard (11/19/04)*
3 PT Field Goals Percentage	1 on four occasions
Free Throws Made	3 vs. Indiana (12/8/04)
Free Throws Attempted	3 PT Field Goals Percentage 10.0% (1-10) vs. Seton Hall (1/12/03)*
Free Throw Percentage	0 vs. Pittsburgh (1/12/04)
Total Rebounds	2 vs. Pittsburgh (1/12/04)
Offensive Rebounds	2 vs. West Virginia (2/1/06)
Defensive Rebounds	0.0% (0-2) vs. Pittsburgh (1/12/04)
Assists	7 vs. Rutgers (3/1/03)
Steals	2 vs. Charleston Southern (11/26/04)
Blocked Shots	4 vs. Rutgers (3/1/03)
Turnovers	0 vs. Harvard (11/19/04)
Fouls	0 vs. Georgetown (3/4/04)*
	0 vs. Villanova (1/26/05)
	0 on five occasions
	0 vs. West Virginia (3/10/04)
	3 vs. West Virginia (1/7/04)*
	3 vs. Hofstra (11/22/05)*

### Notre Dame - Team Game Lows (Total)

Points	48 vs. North Carolina St. (11/26/05)
Field Goals Made	48 vs. Georgetown (1/6/07)
Field Goals Attempted	13 vs. Rutgers (3/1/03)
Field Goal Percentage	43 vs. West Virginia (1/9/07)
3 PT Field Goals Made	29.7% (19-64) vs. Connecticut (2/21/04)
3 PT Field Goals Attempted	1 vs. Pittsburgh (2/3/01)
3 PT Field Goals Percentage	8 vs. Pittsburgh (2/3/01)
Free Throws Made	10.5% vs. Rutgers (2/14/02)
Free Throws Attempted	2 vs. Syracuse (1/14/02)
Free Throw Percentage	4 vs. Pittsburgh (3/8/01)
Total Rebounds	35.6% (6-17) vs. Syracuse (2/5/05)
Offensive Rebounds	21 vs. Rutgers (3/1/03)
Defensive Rebounds	3 vs. DePaul (12/14/02)*
Assists	14 vs. DePaul (12/11/04)*
Steals	6 vs. Mississippi (3/18/01)
Blocked Shots	1 vs. DePaul (12/11/04)
Turnovers	0 vs. Georgetown (1/6/07)
Fouls	4 on three occasions
	6 vs. West Virginia (1/7/04)*

\* Indicates game played at the Joyce Center, Notre Dame, Ind.

# Indicates school record

## Opponent Highs and Lows Under Mike Brey

### Opponent - Team Game High (1st Half)

Points	53, Arizona (3/27/03)
Field Goals Made	23, Arizona (3/27/03)
Field Goals Attempted	43, Arizona (3/27/03)
Field Goal Percentage	59.3% (16-27), on three occasions
3 PT Field Goals Made	9, Syracuse (1/11/06)*
	9, Lehigh (11/27/06)*
3 PT Field Goals Attempted	19, Syracuse (1/11/06)*
3 PT Field Goal Percentage	81.8% (9-11), Lehigh (11/26/06)*
Free Throws Made	14, Sacred Heart (11/18/00)*
Free Throws Attempted	19, Sacred Heart (11/18/00)*
Free Throw Percentage	100.0%, on six occasions
Total Rebounds	33, Connecticut (2/21/04)
Offensive Rebounds	16, Northern Illinois (11/24/03)*
Defensive Rebounds	21, on four occasions
Assists	14, Arizona (3/27/03)
Steals	9, Miami (Fla.) (2/23/02)
Blocked Shots	9, Alabama (12/7/05)
Turnovers	16, Loyola (Chicago) (11/22/00)*
Fouls	16, Rutgers (2/14/01)

### Opponent - Team Game High (2nd Half)

Points	68, Georgetown (4 OT) (2/9/02)
Field Goals Made	20, Pittsburgh (1/30/02)*
Field Goals Attempted	41, Vermont (12/21/00)*
Field Goal Percentage	68.2% (15-22), American (12/21/03)*
3 PT Field Goals Made	9, Texas (12/8/02)!
3 PT Field Goals Attempted	22, Tennessee Tech (12/17/00)*
3 PT Field Goal Percentage	100.0% (3-3), Seton Hall (2/5/03)
Free Throws Made	24, Pittsburgh (2 OT) (1/4/06)
Free Throws Attempted	39, Pittsburgh (2 OT) (1/4/06)
Free Throw Percentage	100.0% (14-14), Morehead State (12/28/03)*
Total Rebounds	38, Georgetown (4 OT) (2/9/02)
Offensive Rebounds	15, Loyola (Chicago) (11/22/00)*
Defensive Rebounds	27, Georgetown (4 OT) (2/9/02)
Assists	19, Pittsburgh (2 OT) (1/4/06)
Steals	9, on two occasions
Blocked Shots	11, Georgetown (4 OT) (2/9/02)
Turnovers	15, New Hampshire (11/16/01)*
Fouls	20, Seton Hall (2/18/06)

### Opponent - Team Game High (Total)

Points	111, Georgetown (4 OT) (2/9/02)
Field Goals Made	41, Syracuse (3/4/03)*
Field Goals Attempted	79, Vermont (12/21/00)*
Field Goal Percentage	63.0% (29-46), American (12/21/03)*
3 PT Field Goals Made	14, Texas (12/7/02)
	14, Lehigh (11/27/06)*
3 PT Field Goals Attempted	35, Tennessee Tech (12/17/00) *
3 PT Field Goal Percentage	73.7% (14-19), Lehigh (11/27/06)*
Free Throws Made	30, Pittsburgh (2 OT) (1/4/06)
Free Throws Attempted	46, Pittsburgh (2 OT) (1/4/06)
Free Throw Percentage	94.1% (16-17), Morehead State (12/28/03)*
Total Rebounds	59, Connecticut (2/21/04)
Offensive Rebounds	27, Loyola (Chicago) (11/22/00)*
Defensive Rebounds	38, Pittsburgh (2 OT) (1/4/06)
Assists	30, Pittsburgh (2 OT) (1/4/06)
Steals	13, Niagara (12/21/05)*
Blocked Shots	19, Connecticut (OT) (2/21/06)
Turnovers	30, New Hampshire (11/16/01)*
Fouls	31, Columbia (12/23/05)*

### Opponent - Team Game Lows (1st Half)

Points	12, The Citadel (11/19/06)*
Field Goals Made	5, The Citadel (11/19/06)*
Field Goals Attempted	19, Army (12/21/06)*
Field Goal Percentage	20.7% (6-29), Pittsburgh (1/12/02)
3 PT Field Goals Made	0, on six occasions
3 PT Field Goals Attempted	2, Georgetown (2/9/02)
3 PT Field Goal Percentage	0.0%, on seven occasions
Free Throws Made	0, on 15 occasions
Free Throws Attempted	0, on seven occasions
Free Throw Percentage	0.0%, on 14 occasions
Total Rebounds	9, North Carolina State (11/26/05)
	9, Army (12/21/06)
Offensive Rebounds	0, Lafayette (11/14/06)
Defensive Rebounds	5, Fordham, (12/28/05)*
Assists	2, on four occasions
Steals	0, on four occasions
Blocked Shots	0, on 13 occasions
Turnovers	1, on two occasions
Fouls	1, Pittsburgh (2/12/05)

### Opponent - Team Game Lows (2nd Half)

Points	16, Charleston Southern (11/26/04)*
Field Goals Made	4, Winston-Salem St. (11/29/06)*
Field Goals Attempted	20, on four occasions
Field Goal Percentage	16.7% (5-30), Bucknell (11/22/02)*
3 PT Field Goals Made	0, on six occasions
3 PT Field Goals Attempted	3, on five occasions
3 PT Field Goal Percentage	0.0% (0-11), on six occasions
Free Throws Made	0, Monmouth (1/25/01)
Free Throws Attempted	1, Monmouth (1/25/01)
Free Throw Percentage	0.0% (0-1), Monmouth (1/25/01)
Total Rebounds	7, American (12/21/03)*
Offensive Rebounds	1, Cincinnati (11/24/00)
Defensive Rebounds	3, Virginia Tech (2/22/03)*
Assists	2, on six occasions
Steals	0, on three occasions
Blocked Shots	0, on nine occasions
Turnovers	0, West Virginia (3/10/04)
Fouls	4, Syracuse (1/14/02)

### Opponent - Team Game Lows (Total)

Points	38, Charleston Southern (11/26/04)*
Field Goals Made	12, Bucknell (11/22/02)*
Field Goals Attempted	35, Rutgers (3/1/03)
Field Goal Percentage	21.1% (12-57), Bucknell (11/22/02)*
3 PT Field Goals Made	1, on three occasions
3 PT Field Goals Attempted	8, St. John's (2/14/01)
3 PT Field Goal Percentage	5.9% (1-17), Cincinnati (11/24/00)
Free Throws Made	0, Charleston Southern (11/26/04)*
Free Throws Attempted	0, Charleston Southern (11/26/04)*
Free Throw Percentage	0.0% (0-0), Charleston Southern (11/26/04)*
Total Rebounds	19, Winston-Salem St. (11/29/06)*
Offensive Rebounds	3, Army (12/19/04) *
	3, West Virginia (2/1/06)
Defensive Rebounds	13, Fordham (12/28/05)*
	13, Winston-Salem St. (11/29/06)
Assists	5, Bucknell (11/22/02)*
Steals	1, Connecticut (3/11/04)
Blocked Shots	0, on seven occasions
Turnovers	4, Syracuse, (2/15/03)
Fouls	10, on three occasions

\* Indicates game played at the Joyce Center, Notre Dame, Ind.

## Notre Dame Highs and Lows in a BIG EAST Game

### Notre Dame - BIG EAST Team Game High (1<sup>st</sup> Half)

Points	61 vs. Syracuse (1/30/07)
Field Goals Made	24 vs. Syracuse (1/30/07)
Field Goals Attempted	43 vs. Syracuse (1/30/07)
Field Goal Percentage	67.7% (21-31) vs. Pittsburgh (1/30/02)*
3 PT Field Goals Made	10 vs. Louisville (2/4/06)
3 PT Field Goals Attempted	10 vs. Syracuse (1/30/07)
3 PT Field Goals Percentage	70.0% (7-10) vs. West Virginia (2/1/06)
Free Throws Made	11 vs. Connecticut (2/9/04)*
Free Throws Attempted	14 vs. Connecticut (2/9/04)*
Free Throw Percentage	100.0% (9-9) vs. Rutgers (1/14/03)*
	(6-6) vs. Villanova (1/8/05)*
Total Rebounds	23 vs. West Virginia (2/1/06)
Offensive Rebounds	14 vs. Providence (2/19/05)
Defensive Rebounds	19 vs. Georgetown (3/4/04)*
Assists	14 vs. Syracuse (1/11/06)*
Steals	7 on three occasions
Blocked Shots	7 vs. Connecticut (2/9/04)*
	7 vs. West Virginia (1/19/05)
Turnovers	12 vs. St. John's (1/23/07)
Fouls	11 vs. Villanova (1/8/05)*

### Notre Dame - BIG EAST Team Game High (2<sup>nd</sup> Half)

Points	68 vs. Georgetown (2/9/02)
Field Goals Made	24 vs. Pittsburgh (1/4/06)
Field Goals Attempted	63 vs. Georgetown (2/9/02)
Field Goal Percentage	53.8% vs. Connecticut (2/21/05)
3 PT Field Goals Made	11 vs. St. John's (3/6/04)
3 PT Field Goals Attempted	24 vs. Pittsburgh (1/4/06)
3 PT Field Goals Percentage	71.4% (6-8) vs. Connecticut (2/21/05)
Free Throws Made	27 vs. Seton Hall (2/18/06)
Free Throws Attempted	30 vs. Seton Hall (2/18/06)
Free Throw Percentage	100.0% (13-13) vs. Villanova (1/8/05)*
Total Rebounds	34 vs. Seton Hall (1/8/01)
Offensive Rebounds	18 vs. Seton Hall (1/8/01)
Defensive Rebounds	27 vs. Georgetown (3/4/04)*
Assists	13 vs. St. John's (3/6/04)
Steals	6 vs. Villanova (1/17/07)
Blocked Shots	4 vs. Connecticut (3/11/04)
	vs. Villanova (1/8/05)*
Turnovers	9 vs. Marquette (2/25/06)*
Fouls	26 vs. Pittsburgh (1/4/06)

### Notre Dame - BIG EAST Team Game High (Total)

Points	116 vs. Georgetown (2/9/02)
Field Goals Made	41 vs. Georgetown (2/9/02)
Field Goals Attempted	94 vs. Georgetown (2/9/02)
Field Goal Percentage	66.7% (34-51) vs. Pittsburgh (1/30/02)*
3 PT Field Goals Made	17 vs. St. John's (3/6/04)#
	17 vs. Louisville (2/4/06)#
3 PT Field Goals Attempted	36 vs. Pittsburgh (1/4/06)
3 PT Field Goals Percentage	61.9% (13-21) vs. Providence (1/14/06)*
Free Throws Made	33 vs. Seton Hall (2/18/06)
Free Throws Attempted	39 vs. Georgetown (2/9/02)
Free Throw Percentage	100.0% (19-19) vs. Villanova (1/14/03)#*
Total Rebounds	64 vs. Georgetown (2/9/02)
Offensive Rebounds	24 vs. Seton Hall (1/8/01)
Defensive Rebounds	30 vs. Syracuse (1/11/06)*
	30 vs. South Florida (1/21/07)*
Assists	20 vs. St. John's (3/6/04)
Steals	10 on three occasions
Blocked Shots	9 vs. Connecticut (2/9/04)*
Turnovers	20 vs. Syracuse (1/2/01)
Fouls	32 vs. Pittsburgh (1/4/06)

### Notre Dame - BIG EAST Team Game Lows (1<sup>st</sup> Half)

Points	19 vs. Connecticut (2/12/04)*
Field Goals Made	6 vs. Connecticut (2/21/04)
Field Goals Attempted	24 on three occasions
Field Goal Percentage	18.8% (6-32) vs. Connecticut (2/21/04)
3 PT Field Goals Made	0 vs. West Virginia (1/7/04)
	0 vs. Connecticut (1/12/99)
3 PT Field Goals Attempted	5 vs. Virginia Tech (1/20/04)
3 PT Field Goals Percentage	8.3% (1-12) vs. Providence (1/21/03)
Free Throws Made	0 on five occasions
Free Throws Attempted	0 on five occasions
Free Throw Percentage	0.0% on five occasions
Total Rebounds	10 vs. Pittsburgh (2/9/03)*
Offensive Rebounds	0 on three occasions
Defensive Rebounds	7 vs. St. John's (1/23/07)
Assists	1 vs. Villanova (1/27/07)*
Steals	0 vs. Pittsburgh (3/5/05)
Blocked Shots	0 on eight occasions
Turnovers	1 vs. Georgetown (3/4/04)*
Fouls	3 vs. DePaul (1/7/06)

### Notre Dame - BIG EAST Team Game Lows (2<sup>nd</sup> Half)

Points	23 vs. Georgetown (1/6/07)
Field Goals Made	7 vs. Syracuse (1/10/05)
Field Goals Attempted	19 vs. Georgetown (2/16/05)*
	19 vs. West Virginia (1/9/07)*
Field Goal Percentage	28.0% (7-25) vs. Syracuse (1/10/05)
3 PT Field Goals Made	0 vs. Connecticut (1/12/99)
3 PT Field Goals Attempted	7 vs. Pittsburgh (1/12/04)
3 PT Field Goals Percentage	10.0% (1-10) vs. Seton Hall (1/12/03)*
Free Throws Made	0 vs. Pittsburgh (2/9/04)
Free Throws Attempted	2 vs. Pittsburgh (1/12/04)
	2 vs. West Virginia (2/1/06)
Free Throw Percentage	0.0% (0-2) vs. Pittsburgh (1/12/04)
Total Rebounds	7 vs. Rutgers (3/1/03)
Offensive Rebounds	3 vs. Pittsburgh (2/9/03)*
	3 vs. Boston College (2/8/05)*
Defensive Rebounds	4 vs. Rutgers (3/1/03)
Assists	2 vs. Boston College (2/4/04)
Steals	0 vs. Georgetown (3/4/04)*
	0 vs. Villanova (1/26/05)
Blocked Shots	0 on five occasions
Turnovers	0 vs. West Virginia (3/10/04)
Fouls	3 vs. West Virginia (1/7/04)*

### Notre Dame - BIG EAST Team Game Lows (Total)

Points	48 vs. Georgetown (1/7/06)
Field Goals Made	13 vs. Rutgers (3/1/03)
Field Goals Attempted	42 vs. Miami (2/26/00)
Field Goal Percentage	29.7% (19-64) vs. Connecticut (2/21/04)
3 PT Field Goals Made	0 vs. Connecticut (1/12/99)
3 PT Field Goals Attempted	6 vs. Seton Hall (2/6/99)
3 PT Field Goals Percentage	10.5% vs. Rutgers (2/14/02)
Free Throws Made	2 vs. Syracuse (1/14/02)
	2 vs. West Virginia (2/1/06)
Free Throws Attempted	4 vs. Pittsburgh (3/8/01)
Free Throw Percentage	35.3% (6-17) vs. Syracuse (2/5/05)
Total Rebounds	21 vs. Rutgers (3/1/03)
Offensive Rebounds	4 vs. Pittsburgh (2/9/03)*
Defensive Rebounds	18 vs. Pittsburgh (2/7/04)*
	18 vs. Georgetown (1/6/07)
Assists	7 vs. Rutgers (3/1/03)
	7 vs. Pittsburgh (3/8/01)
Steals	2 vs. Cincinnati (2-18-07)
	3 vs. Georgetown (1/23/05)
Blocked Shots	0 vs. Georgetown (1/6/07)
Turnovers	4 vs. Connecticut (2/9/04)*
	4 vs. Connecticut (OT) (2/21/06)
Fouls	6 vs. West Virginia (1/7/04)*

\*Indicates game played at the Joyce Center, Notre Dame, Ind.

#Indicates school record



## Opponent Highs and Lows in a BIG EAST Game

### Opponent - BIG EAST Team Game High (1- Half)

Points	54, Connecticut (1/12/99)
Field Goals Made	22, Syracuse (3/4/03)*
Field Goals Attempted	44, Georgetown (3/4/01)*
Field Goal Percentage	65.2% (15-23), Providence (2/21/96)*
3 PT Field Goals Made	9 on three occasions
3 PT Field Goals Attempted	19, West Virginia (2/2/00)*
	19, Syracuse (1/11/06)*
3 PT Field Goals Percentage	100.0% (5-5), Connecticut (2/8/97)*
Free Throws Made	21, Connecticut (1/12/99)
Free Throws Attempted	23, Connecticut (1/12/99)
Free Throw Percentage	100.0% (7-7), Connecticut (3/11/04)
	100.0% (8-8), Providence (3/2/02)*
Total Rebounds	33, Connecticut (2/21/04)
Offensive Rebounds	14, Georgetown (3/8/03)
Defensive Rebounds	21, Connecticut (3/11/04)
	21, Connecticut (2/21/04)
Assists	12, Villanova (1/17/07)
Steals	7, on three occasions
Blocked Shots	10, Connecticut (2/21/04)
Turnovers	14, Pittsburgh (1/6/03)
Fouls	14, Rutgers (1/31/04)

### Opponent - BIG EAST Team Game High (2- Half)

Points	68, Georgetown (2/9/02)
Field Goals Made	23, Georgetown (2/9/02)
Field Goals Attempted	60, Georgetown (2/9/02)
Field Goal Percentage	66.7 % (20-30), Pittsburgh (3/5/05)*
3 PT Field Goals Made	9, Pittsburgh (1/29/97)
3 PT Field Goals Attempted	20, Miami (2/23/02)
3 PT Field Goals Percentage	83.3% (5-6), Boston College (3/1/97)
Free Throws Made	24, Pittsburgh (1/4/06)
Free Throws Attempted	39, Pittsburgh (1/4/06)
Free Throw Percentage	100.0% (14-14), Miami (1/28/00)*
Total Rebounds	30, Pittsburgh (1/6/03)
	30, Pittsburgh (1/4/06)
Offensive Rebounds	13, Syracuse (2/16/04)
	13, Virginia Tech (1/20/04)
Defensive Rebounds	26, Connecticut (2/21/04)
Assists	19, Pittsburgh (1/4/06)
Steals	6, West Virginia (1/7/04)*
	6, Pittsburgh (2/9/03)*
Blocked Shots	6, Syracuse (1/11/06)*
Turnovers	10, Rutgers (1/31/04)
Fouls	20, Seton Hall (2/18/06)

### Opponent - BIG EAST Team Game High (Total)

Points	111, Georgetown (2/9/02)
Field Goals Made	41, Syracuse (3/4/03)*
Field Goals Attempted	87, Georgetown (1/7/97)
Field Goal Percentage	56.5% (34-60), Syracuse (1/17/04)*
3 PT Field Goals Made	14, Syracuse (1/16/00)
3 PT Field Goals Attempted	36, Boston College (1/2/00)*
3 PT Field Goals Percentage	71.4% (5-7), Seton Hall (2/5/03)
Free Throws Made	32, Connecticut (1/12/99)
Free Throws Attempted	46, Pittsburgh (1/4/06)
Free Throw Percentage	94.4% (17-18), Miami (1/25/00)*
Total Rebounds	59, Connecticut (2/21/04)
Offensive Rebounds	32, Georgetown (1/7/97)
Defensive Rebounds	40, Connecticut (1/3/98)
Assists	30, Pittsburgh (1/4/06)
Steals	24, Georgetown (2/10/99)*
Blocked Shots	19, Connecticut (OT) (2/21/06)
Turnovers	23, Villanova (1/6/02)*
Fouls	33, West Virginia (2/11/97)*

### Opponent - BIG EAST Team Game Lows (1- Half)

Points	16, Georgetown (3/4/04)*
Field Goals Made	6, Georgetown (2/16/05)*
Field Goals Attempted	19, Georgetown (2/16/05)*
Field Goal Percentage	21.9% (7-32), Syracuse (3/4/03)*
3 PT Field Goals Made	0 on six occasions
3 PT Field Goals Attempted	2, Georgetown (2/1/03)*
3 PT Field Goals Percentage	0.0% (0-10), DePaul (2/20/07)*
Free Throws Made	0, West Virginia (3/10/04)
	0, Pittsburgh (2/7/04)*
	0, St. John's (1/15/05)*
Free Throws Attempted	0, Rutgers (1/31/04)
	0, West Virginia (1/9/02)
Free Throw Percentage	0.0% on three occasions
Total Rebounds	10, West Virginia (2/1/06)
Offensive Rebounds	0, Virginia Tech (1/20/04)
Defensive Rebounds	7, Seton Hall (1/12/03)*
Assists	2, South Florida (2/15/06)*
Steals	0, Connecticut (3/11/04)
	0, Georgetown (3/4/04)*
Blocked Shots	0 on five occasions
Turnovers	1, Pittsburgh (1/12/04)
Fouls	3, Pittsburgh (2/7/04) *

### Opponent - BIG EAST Team Game Lows (2- Half)

Points	21, Rutgers (1/14/03)*
Field Goals Made	5, West Virginia (1/9/02)
Field Goals Attempted	17, Boston College (1/9/96)
Field Goal Percentage	22.7%, West Virginia (1/9/02)
3 PT Field Goals Made	0, Connecticut (2/26/01)
3 PT Field Goals Attempted	3, Connecticut (2/26/01)
3 PT Field Goals Percentage	0.0% (0-3), Connecticut (2/26/01)
Free Throws Made	0, Pittsburgh (12/6/97)
	0, St. John's (1/23/07)
Free Throws Attempted	0, Pittsburgh (1/29/97)
	0, St. John's (1/23/07)
Free Throw Percentage	0.0% (0-0), Pittsburgh (1/29/97)
	0.0% (0-0), St. John's (1/23/07)
Total Rebounds	9, West Virginia (3/10/04)
	9, Virginia Tech (2/22/03)*
Offensive Rebounds	1, West Virginia (3/10/04)
Defensive Rebounds	3, Virginia Tech (2/22/03)*
Assists	2, Connecticut (3/11/04)
Steals	0, St. John's (3/6/04)
	0, West Virginia (1/15/05)
Blocked Shots	0, on four occasions
Turnovers	0, West Virginia (3/10/04)
Fouls	2, Connecticut (2/21/05)

### Opponent - BIG EAST Team Game Lows (Total)

Points	48, Georgetown (3/4/04)*
Field Goals Made	17, Rutgers (1/20/96) *
Field Goals Attempted	40, Syracuse (2/5/05)
Field Goal Percentage	28.1% (18-64), Georgetown (3/4/04)*
3 PT Field Goals Made	1, Georgetown (2/7/98)
	1, South Florida (2/15/06)*
3 PT Field Goals Attempted	7, Seton Hall (2/5/03)
3 PT Field Goals Percentage	9.5% (2-21), Seton Hall (2/6/99)
Free Throws Made	2, Connecticut (2/12/00)*
Free Throws Attempted	3, Connecticut (2/12/00)*
Free Throw Percentage	44.0% (11-25), Pittsburgh (1/6/03)
Total Rebounds	22, West Virginia (2/1/06)
Offensive Rebounds	4, West Virginia (2/18/03)
Defensive Rebounds	16, Pittsburgh (1/30/02)*
Assists	6, Syracuse (2/5/05)
Steals	1, Connecticut (3/11/04)
Blocked Shots	0, St. John's (3/6/04)
	0, Seton Hall (1/14/07)
Turnovers	4, Syracuse (2/15/03)
Fouls	11, Connecticut (3/11/04)

\*Indicates game played at the Joyce Center, Notre Dame, Ind.

## The Last Time ...

### Notre Dame recorded a .....

30-Point win.....was on 12/16/06 - ND 94, Elon 63 (31 Points)\*  
40-Point win.....was on 12/27/06 - ND 88, Army 47 (41 Points)\*  
50-Point win.....was on 12/28/06 - ND 101, Rider 51 (50 Points)  
30-Point loss.....was on 1/7/99 - ND 62, Villanova 93 (31 Points)\*

### Notre Dame shot.....

60% on FGs.....was on 12/14/02 - 60.0% (30-50) vs, DePaul (ND 102 - DePaul 71)  
65% on FGs.....was on 1/30/02 - 66.7% (34-51) vs. Pittsburgh (ND 89 - Pittsburgh 76)\*  
90% on FTs.....was on 1/17/07 - 94.7% (18-19) vs. Winston-Salem St. (ND 90 - Winston-Salem St. 45)

### Notre Dame.....

Won 10 games in a row.....was from 11/14/06 thru 1/3/07 - 12 straight  
Won 15 games in a row.....was from 12/31/53 thru 3/9/54 - 18 straight  
Won 20 games in a row.....never  
Lost 5 games in a row.....was from 1/20/06 thru 2/4/06 - 5 straight  
Scored 100 points.....was on 1/30/07 (ND 103 - Syracuse 91)  
- Scored 100 points on the road.....was on 1/30/07 (ND 103 - Syracuse 91)  
- Scored 100 points at a neutral site.....was on 3/12/78 (ND 100 - Houston 77) (NCAA First Round, Tulsa, OK)  
- Scored 100 points and lost.....was on 3/20/71 (ND 106 - Houston 119) (NCAA Regional Semi-finals at Wichita, KS)  
Allowed 100 points.....was on 1/17/07 vs. Villanova (ND 87 - Villanova 102)  
Scored less than 50 points.....was on 1/6/07 vs. Georgetown (ND 48 - Georgetown 66)  
Allowed less than 50 points.....was on 12/21/06 vs. Army (ND 88 - Army 47)\*  
Played an Overtime Game.....was on 3/20/06 vs. Michigan (ND 87 - Michigan 84 - 2OT)  
- Played in a Multi-Overtime Game.....was on 3/20/06 vs. Michigan (ND 87 - Michigan 84 - 2OT)  
Won on a "last second" shot.....was on 2/9/03 vs. Pittsburgh (ND 66 - Pittsburgh 64 - Torin Francis layup at 00:00.6)\*  
Had 5 double figure scorers.....was on 2/20/07 vs. DePaul (ND 78 - DePaul 54)\* - Colin Falls 19, Rob Kurz 15, Luke Harangody 13, Tory Jackson 13, Russell Carter 13  
Had 6 double figure scorers.....was on 12/14/03 vs. DePaul (ND 82 - DePaul 69) - Jordan Cornette 17, Chris Thomas 13, Colin Falls 12, Torin Francis 12, Chris Quinn 12, Rick Cornett 10  
Had 7 double figure scorers.....never  
Had two double-figure rebounders.....was on 1/30/07 vs. Syracuse (ND 103 - Syracuse 91) - Luke Harangody 13, Zach Hillesland 10  
Had two players with double-doubles.....was on 1/30/07 vs. Syracuse (ND 103 - Syracuse 91) - Russell Carter (21 pts, 13 rebs), Zach Hillesland (14 pts, 10 rebs)  
Had three players with double-doubles.....never  
Had two 30-point scorers.....was on 2/18/06 vs. Seton Hall (ND 102 - Seton Hall 91) - Chris Quinn - 34, Colin Falls - 32  
Had two 20-point scorers.....was on 2/24/07 vs. Marquette (ND 85 - Marquette 73) - Luke Harangody - 22, Tory Jackson - 21\*  
Had three 20-point scorers.....was on 12/7/06 vs. Alabama (ND 99 - Alabama 85)\* - Russell Carter 27, Kyle McAlarney 20, Colin Falls 20  
Made 10 three-point field goals.....was on 3/3/07 - 10-22 (45.5%) vs. Rutgers (ND 73 - Rutgers 66)  
Committed 10 turnovers or less.....was on 3/3/07 - 9 turnovers vs. Rutgers (ND 73- Rutgers 66)  
Committed 5 turnovers or less.....was on 2/21/06 - 4 turnovers vs. Connecticut (ND 74 - Connecticut 75 - OT)  
Committed 25 turnovers.....was on 2/8/00 - 26 turnovers vs. Villanova (ND 69 - Villanova 86)  
Forced 25 turnovers.....was on 11/16/01 - 30 turnovers vs. New Hampshire (ND 95 - New Hampshire 53)

### An Irish player had.....

25+ points.....was on 2/3/07 - Colin Falls (26) vs. South Florida (ND 63 - South Florida 69)  
30+ points.....was on 1/23/07 - Russell Carter (32) vs. St. John's (ND 68 - St. John's 71)  
35+ points.....was on 1/4/06 - Chris Quinn (37) vs. Pittsburgh (ND 97 - Pittsburgh 100 2OT)  
40+ points.....was on 11/28/93 - Monty Williams (42) vs. Valparaiso (ND 96 - Valparaiso 74)\*  
15 or more rebounds.....was on 1/20/04 - Torin Francis (16) vs. Virginia Tech (ND 74 - Virginia Tech 63)  
20 rebounds.....was on 11/22/02 - Torin Francis (20) vs. Bucknell (ND 73 - Bucknell 42)\*  
a "double-double"..... was on 2/24/07 - Luke Harangody (22 pts, 13 rebs) vs. Marquette (ND 85 - Marquette 73)\*  
a "triple-double".....was on 11/16/01 - Chris Thomas (24 pts, 11 ast, 11 steals) vs. New Hampshire (ND 99 - New Hampshire 53)\*  
20 points and 10 rebounds.....was on 1/30/07 - Luke Harangody (21 pts, 13 rebs) vs. Syracuse (ND 103 - Syracuse 91)  
20 points and 20 rebounds.....was on 1/8/01 - Troy Murphy (25 pts, 20 rebs) vs. Seton Hall (ND 76 - Seton Hall 78)  
10 assists.....was on 2/3/07 - Tory Jackson (11) vs. South Florida (ND 63 - South Florida 69)  
10 blocks.....was on 11/17/02 - Jordan Cornette (11) vs. Belmont (ND 76 - Belmont 48)\*##  
10 steals.....was on 11/16/01 - Chris Thomas (11) vs. New Hampshire (ND 99, New Hampshire 53)\*##

### An opposing player had.....

25+ points.....was on 2/8/07 - Wilson Chandler (25), DePaul (ND 66 - DePaul 67)  
30+ points.....was on 11/27/06 - Jose Olivero (32), Lehigh (ND 93 - Lehigh 87)  
35+ points.....was on 2/1/03 - Mike Sweetney (38), Georgetown (ND 93 - Georgetown 92 2OT)  
40+ points.....was on 2/8/87 - Danny Manning (40), Kansas (ND 60 - Kansas 70)  
15 rebounds.....was on 2/3/07 - Byron Joynes (16), South Florida (ND 63 - South Florida 69)  
20 rebounds.....was on 2/21/04 - Emeka Okafor (22), Connecticut (ND 50 - Connecticut 61)  
a "double-double".....was on 3/3/07 - Adrian Hill (16 pts, 18 rebs), Rutgers (ND 73 - Rutgers 66)  
a "triple-double".....was on 2/21/06 - Marcus Williams (18 pts, 10 rebs, 13 asts), Connecticut (ND 74 - Connecticut 75 - OT)  
20 points and 10 rebounds.....was on 2/3/07 - McHugh Mattis (23 pts, 16 rebs), South Florida (ND 63 - South Florida 69)\*  
20 points and 20 rebounds.....was on 2/9/02 - Mike Sweetney (35 pts, 20 rebs), Georgetown (ND 116 - Georgetown 111 - 4OT)  
10 assists.....was on 11/13/06 - Mike Green (12), Butler (ND 69 - Butler 71)  
10 blocks.....was on 1/27/73 - Bill Walton (10), UCLA (ND 63 - UCLA 82)\*  
10 steals.....was on 1/29/89 - Mark Macon (11), Temple ( ND 64 - Temple 60)\*

\*indicates Notre Dame home game; #school record; @Joyce Center record

## The Last Time In A BIG EAST Game...

Note: Notre Dame began playing as a member of the BIG EAST Conference in 1995-96.

### Notre Dame Recorded a ...

30-Point win.....never  
40-Point win.....never  
50-Point win.....never  
30-Point loss.....was on 1/7/99 - ND 62, Villanova 93 (31 points)

### Notre Dame Shot ...

60% on FGs.....was on 1/6/01 - 60.8% (31-51) vs. Rutgers (ND 87 - Rutgers 80)\*  
65% on FGs.....was on 1/30/02 - 66.7% (34-51) vs. Pittsburgh (ND 89 - Pittsburgh 76)\*  
90% on FTs.....was on 1/20/06 - 92.3% (12-13) vs. Marquette (ND 65 - Marquette 67)

### Notre Dame ...

Won 5 BIG EAST games in a row.....was from 2/15/07 thru 3/3/07 (5 straight)  
Won 10 BIG EAST games in a row.....never  
Lost 5 BIG EAST games in a row.....was from 1/20/06 thru 2/4/04 (5 straight)  
Scored 100 points.....was on 1/30/07 (ND 103 - Syracuse 91)  
-Scored 100 points on the road.....was on 1/30/07 (ND 103 - Syracuse 91)  
-Scored 100 points on the neutral site.....never  
-Scored 100 points and lost.....never  
Allowed 100 points.....was on 1/17/07 vs. Villanova (ND 87 - Villanova 102)  
Scored less than 50 points.....was on 1/6/07 vs. Georgetown (ND 48 - Georgetown 66)  
Allowed less than 50 points.....was on 3/4/04 vs. Georgetown (ND 61 - Georgetown 48)\*  
Played an Overtime game.....was on 2/6/06 vs. Louisville (ND 89 - Louisville 86 - OT)  
-Played in a Multi-Overtime Game.....was on 1/24/06 vs. Georgetown (ND 82 - Georgetown 85 - 2OT)\*  
Won on a "last second" shot.....was on 2/9/03 vs. Pittsburgh (ND 66 - Pittsburgh 64 - Torin Francis layup at 00:00.6)\*  
Had 5 double figure scorers.....was on 2/20/07 vs. DePaul (ND 78 - DePaul 54)\* - Colin Falls 19, Rob Kurz 15, Luke Harangody 13, Tory Jackson 13, Russell Carter 13  
Had 6 double figure scorers.....never  
Had 7 double figure scorers.....never  
Had two double figure rebounders.....was on 1/30/07 vs. Syracuse (ND 103 - Syracuse 91) - Luke Harangody 13, Zach Hillesland 10  
Had two players with double-doubles.....was on 1/30/07 vs. Syracuse (ND 103 - Syracuse 91) - Luke Harangody (21 pts, 13 rebs), Zach Hillesland (14 pts, 10 rebs)  
Had three players with double-doubles.....never  
Had two 30-point scorers.....was on 2/18/06 vs. Seton Hall (ND 102 - Seton Hall 91) - Chris Quinn - 34, Colin Falls - 32  
Had two 20-point scorers.....was on 2/24/07 vs. Marquette (ND 85 - Marquette 73) - Luke Harangody - 22, Tory Jackson - 21\*  
Had three 20-point scorers.....was on 2/22/03 vs. Virginia Tech (ND 98 - Virginia Tech 76) - Dan Miller 22, Chris Thomas 21, Matt Carroll 25  
Made 10 three-point field goals.....was on 3/3/07 - 10-22 (45.5%) vs. Rutgers (ND 73 - Rutgers 66)  
Committed 10 turnovers or less.....was on 3/3/07 - 9 turnovers vs. Rutgers (ND 73- Rutgers 66)  
Committed 5 turnovers or less.....was on 2/21/06 - 4 turnovers vs. Connecticut (ND 74 - Connecticut 75 - OT)  
Committed 25 turnovers.....was on 2/8/00 - 26 turnovers vs. Villanova (ND 69 - Villanova 86)  
Forced 25 turnovers.....never


### An Irish player had...

25+ points.....was on 2/3/07 - Colin Falls (26) vs. South Florida (ND 63 - South Florida 69)  
30+ points.....was on 1/23/07 - Russell Carter (32) vs. St. John's (ND 68 - St. John's 71)  
35+ points.....was on 1/4/06 - Chris Quinn (37) vs. Pittsburgh (ND 97 - Pittsburgh 100 - 2OT)  
40+ points.....never  
15 or more rebounds.....was on 1/20/04 - Torin Francis (16) vs. Virginia Tech (ND 74 - Virginia Tech 63)  
20 rebounds.....was on 1/8/01 - Troy Murphy (20) vs. Seton Hall (ND 76 - Seton Hall 78)  
a "double-double".....was on 2/24/07 - Luke Harangody (22 pts, 13 rebs) vs. Marquette (ND 85 - Marquette 73)\*  
a "triple-double".....never  
20 points and 10 rebounds.....was on 1/21/07 - Luke Harangody (21 pts, 13 rebs) vs. Syracuse (ND 103 - Syracuse 91)  
20 points and 20 rebounds.....was on 1/8/01 - Troy Murphy (25 pts, 20 rebs) vs. Seton Hall (ND 76 - Seton Hall 78)  
10 assists.....was on 2/3/07 - Tory Jackson (11) vs. South Florida (ND 63 - South Florida 69)  
10 blocks.....never  
10 steals.....never

### An opposing player had...

25+ points.....was on 2/8/07 - Wilson Chandler (25), DePaul (ND 66 - DePaul 67)  
30+ points.....was on 1/25/03 - Troy Bell (31), Boston College (ND 101 - BC 96 OT)  
35+ points.....was on 2/1/03 - Mike Sweetney (38), Georgetown (ND 93 - Georgetown 92 - 2OT)  
40+ points.....never  
15 rebounds.....was on 2/3/07 - McHugh Mattis (16), South Florida (ND 63 - South Florida 69)  
20 rebounds.....was on 2/21/04 - Emeka Okafor (22), Connecticut (ND 50 - Connecticut 61)  
a "double-double".....was on 3/3/07 - Adrian Hill (16 pts, 18 rebs), Rutgers (ND 73 - Rutgers 66)  
a "triple-double"..... was on 2/21/06 - Marcus Williams (18 pts, 10 rebs, 13 asts), Connecticut (ND 74 - Connecticut 75 - OT)  
20 points and 10 rebounds.....was on 2/3/07 - McHugh Mattis (23 pts, 16 rebs), South Florida (ND 63 - South Florida 69)  
20 points and 20 rebounds.....was on 2/9/02 - Mike Sweetney (35 pts, 20 rebs), Georgetown (ND 116 - Georgetown 111 - 4OT)  
10 assists.....was on 2/21/05 - Marcus Williams (12), Connecticut (ND 74 - Connecticut 88)  
10 blocks.....never  
10 steals.....never

\* indicates Notre Dame home game; @ indicates Joyce Center record; # indicates school record




**Russell Carter**  
 Guard • Senior • 6-4 • 220 • Paulsboro, N.J.  
 (Paulsboro)

Named tri-captain ... scored a career-high 32 points against St. John's for the first 30-plus point performance of his career ... has scored 20-plus points in nine games and led the Irish in scoring 12 games overall (including a string of six straight) ... finished with 26 points in loss to Villanova and tallied 14 points in second meeting ... topped the 20-plus point mark for the fifth time with 28 points against Portland ... recorded first double-double of the season and second of his career against Seton Hall as he finished with 24 points and 10 rebounds ... netted 27 points versus Alabama as he connected on a personal best nine shots, including six three-pointers ... followed that up with 21-point effort against Elon ... scored 20 points in the IPFW and Lafayette contests ... tallied 23 points, hitting for a career-high seven three-pointers against Stony Brook ... scored in double figures in the first 18 games of the season which was the longest double-figure scoring streak of his career ... scored 20-plus points for in three consecutive games for the second time in his career ... scored 15 points, grabbed seven rebounds, dished off five assists and made five steals against Rider ... scored 19 versus Louisville in BIG EAST opener ... finished with 19 points against West Virginia ... scored 18 points and grabbed six rebounds versus Syracuse ... has scored in double figures in 26 of 29 games ... started first 24 games of the season and did not start against Providence ending a string of 37 consecutive starts ... held to a season-low three points against Cincinnati ... named BIG EAST Player of the Week (week of Dec. 11) and was selected to the Honor Roll (weeks of Dec. 27, Jan. 2 and Jan. 15) ... NABC District 10 First Team.

Opp.	Min.	Total			Rebounds			PF	A	TO	BLK	Stl.	Pts.			
		FG-FGA	Pct.	3FG-FGA	Pct.	FT-FTA	Pct.							Off.	Def.	Total
IPFW (S)	30	7-15	.467	3-6	.500	3-6	.500	2	4	6	1	2	0	0	20	
Butler (S)	31	6-13	.462	3-6	.500	0-1	.000	0	5	5	2	1	3	0	15	
Lafayette (S)	23	8-12	.667	3-5	.600	1-1	1.000	0	5	5	3	3	1	0	4	20
The Citadel (S)	25	5-14	.357	2-4	.500	2-3	.667	0	4	4	1	2	2	1	1	14
Lehigh (S)	35	6-14	.429	0-4	.000	2-4	.500	0	5	5	1	1	1	0	3	14
Winston-Salem (S)	23	4-9	.444	2-5	.400	0-0	.000	2	1	3	2	3	1	0	2	10
Maryland (S)	22	5-13	.385	1-3	.333	2-4	.500	1	4	5	4	0	3	0	4	13
Alabama (S)	37	9-16	.563	6-11	.545	3-6	.500	1	4	5	2	2	2	0	5	27
Elon (S)	29	7-11	.636	5-7	.714	2-2	1.000	0	6	6	3	4	2	0	1	21
Portland (S)	35	8-16	.500	5-10	.500	7-8	.875	1	3	4	3	2	3	0	1	28
Army (S)	25	4-11	.364	2-6	.333	2-3	.667	1	1	2	2	3	2	0	1	12
Rider (S)	31	5-12	.417	2-7	.286	3-3	1.000	1	6	7	2	5	1	0	5	15
Stony Brook (S)	26	8-12	.667	7-11	.636	0-0	.000	1	1	2	4	4	3	0	2	23
Louisville (S)	38	7-14	.500	3-5	.600	2-2	1.000	2	1	3	1	1	1	0	3	19
Georgetown (S)	27	5-15	.333	1-6	.167	1-1	1.000	2	0	2	2	2	3	0	1	12
West Virginia (S)	37	8-17	.471	0-5	.000	3-4	.750	1	2	3	1	1	3	0	1	19
Seton Hall (S)	31	8-14	.571	4-7	.571	4-4	1.000	2	8	10	1	3	3	0	1	24
Villanova (S)	36	9-19	.474	6-11	.545	2-2	1.000	1	3	4	2	4	2	2	0	26
USF (S)	23	4-13	.308	0-4	.000	1-1	1.000	3	2	5	3	2	3	1	2	9
St. John's (S)	39	10-20	.500	4-9	.444	8-10	.800	2	3	5	1	2	5	1	2	32
Villanova (S)	28	3-11	.272	1-6	.167	7-8	.875	1	2	3	3	1	4	2	0	14
Syracuse (S)	33	5-12	.417	4-7	.571	4-6	.667	1	5	6	4	2	1	0	2	18
USF (S)	37	5-15	.333	2-8	.250	2-2	1.000	2	5	7	1	0	2	1	1	14
DePaul (S)	34	4-12	.333	1-7	.143	0-0	.000	0	5	5	1	3	3	0	2	9
Providence	28	5-9	.555	3-7	.430	2-5	.400	1	3	4	4	0	2	0	0	15
Cincinnati (S)	15	1-6	.166	1-3	.333	0-0	.000	0	3	3	0	1	3	0	0	3
DePaul (S)	28	4-13	.308	1-4	.250	4-6	.667	1	4	5	0	2	3	1	1	13
Marquette (S)	33	3-12	.250	0-4	.000	7-8	.875	1	7	8	4	1	2	2	0	13
Rutgers (S)	32	7-17	.411	3-7	.428	0-1	.000	4	1	5	3	0	2	0	1	17

**Carter's Career Statistics**

YEAR	G-S	MIN/AVG	FG-FGA	PCT.	3-Point			FT-FTA	PCT.	Rebounds			AST.	STL	BLK	PF-D	PTS/AVG
					FG-FGA	PCT.	PCT.			O	D	TOT					
2003-04	11-0	23/2.1	3-9	.333	2-5	.400	1-2	.500	1	3	4	0.4	0	1	1	5-0	9/0.8
BIG EAST	4-0	5/1.3	2-3	.667	1-2	.500	0-0	.000	0	1	1	0.3	0	0	0	2-0	5/1.3
2004-05	24-1	204/8.5	30-61	.492	12-24	.500	11-18	.611	19	14	33	1.4	9	8	2	31-0	83/3.5
BIG EAST	14-0	75/5.4	11-18	.611	5-8	.625	1-5	.200	4	5	9	0.6	3	2	1	13-0	28/2.0
2005-06	30-28	862/28.7	105-232	.453	41-100	.410	94-138	.681	57	97	154	5.1	44	48	9	70-2	345/11.5
BIG EAST	16-14	480/30.0	65-137	.474	27-61	.443	55-80	.688	36	55	91	5.7	22	22	4	39-2	212/13.3
2006-07	29-28	870/30.0	170-387	.439	75-18	.405	74-101	.733	34	103	137	4.7	57	47	11	61-0	489/16.9
BIG EAST	16-15	499/31.2	88-219	.402	34-100	.340	47-60	.783	24	54	78	4.9	25	17	10	31-0	257/16.1
TOTALS	94-57	1959/20.8	308-682	.447	130-314	.414	180-259	.695	111	217	328	3.5	110	104	23	17-2	926/9.9
BIG EAST	50-29	1059/21.1	166-377	.440	67-171	.391	103-145	.710	64	115	179	3.5	50	41	15	85-2	502/10.0



**Colin Falls**  
 Guard • Senior • 6-5 • 200 • Park Ridge, Ill.  
 (Loyola Academy)

Captain of 2006-07 team ... Notre Dame career three-point leader with 318 (set record against Cincinnati on Feb. 18) ... also owns BIG EAST career three-point mark with 189 (set record against Marquette on Feb. 24) ... became 46th player in Notre Dame basketball history to score 1,000 career points ... has netted 20-plus points in eight games and in five of the last nine outings ... 12-game double-figure scoring streak is the longest of his career ... scored a season-high 26 points in loss at South Florida as he connected on 10-18 from the field (his 10 field goals matched a career best) and was 6-13 from three-point range ... finished with 23 points and played all 40 minutes in win over Villanova and also had 23 points in win at Cincinnati ... netted 20 points in loss at DePaul ... in second meeting, tallied 19 points (all in the first half) ... finished with 14 points and grabbed eight rebounds in win over Marquette ... scored 21 points versus Lehigh for his first 20-plus performance of the season ... returned to lineup against Army (after missing first two games of his career following shock wave therapy for plantar fasciitis) and scored a season-high 24 points ... hit his first seven shots of the game ... has made 78 consecutive starts in the games he has played ... scored 17 points against Butler ... grabbed personal-best seven boards against The Citadel ... netted 20 points versus Alabama for 14th 20-plus outing of his career ... connected on a career-high 12 free throws on a personal best 13 attempts against the Crimson Tide ... has scored in double figures in 20 games ... missed the first game of his collegiate career (had played in all 99 and started 60 consecutive contests) against Elon after undergoing shock wave therapy on Dec. 8 ... scored 22 points in BIG EAST regular-season finale against Rutgers ... played in 100th career game against Army ... scored 17 points, connecting on five three-pointers against Stony Brook ... played just 19 minutes against Seton Hall because of stomach flu ... his only points in the contest came on a four-point play ... scored 16 points in win at Syracuse which marked the 50th time in his career that he has scored in double figures ... scored 1300th point against DePaul in second meeting ... has scored in double figures in 57 career outings ... named to BIG EAST Weekly Honor Roll for the weeks of Jan. 29, Feb. 5 and Feb. 19 ... recipient of the Wendell Smith Award as MVP of the DePaul game (Feb. 20, 2007) ... NABC District 10 Second Team.

Opp.	Min.	Total			Rebounds			PF	A	TO	BLK	Stl.	Pts.			
		FG-FGA	Pct.	3FG-FGA	Pct.	FT-FTA	Pct.							Off.	Def.	Total
IPFW (S)	30	1-5	.200	1-5	.200	3-4	.750	0	3	3	1	2	0	2	6	
Butler (S)	38	5-11	.455	4-7	.571	3-5	.600	0	3	3	0	1	2	0	1	17
Lafayette (S)	30	3-7	.429	2-5	.400	0-0	.000	1	2	3	2	2	0	0	1	8
The Citadel (S)	30	3-10	.300	3-10	.300	2-2	1.000	0	7	7	1	4	0	0	1	11
Lehigh (S)	37	6-11	.545	4-8	.500	5-6	.833	0	3	3	2	0	0	0	0	21
Winston-Salem(S)	25	4-8	.500	3-7	.429	2-2	1.000	0	4	4	1	1	0	1	0	13
Maryland (S)	40	2-9	.222	1-8	.125	9-10	.900	1	3	4	2	3	3	0	1	14
Alabama (S)	34	3-8	.375	2-7	.286	12-13	.923	0	1	1	4	4	2	0	0	20
Elon		DNP-Inj.														
Portland		DNP-Inj.														
Army (S)	18	9-11	.818	6-8	.750	0-1	.000	0	2	2	2	1	1	0	0	24
Rider (S)	27	1-8	.125	1-7	.143	1-2	.500	0	3	3	3	2	0	1	1	4
Stony Brook (S)	32	6-10	.600	5-8	.625	0-0	.000	1	1	2	1	1	1	0	0	17
Louisville (S)	37	3-12	.250	1-8	.125	0-0	.000	0	4	4	1	5	1	0	2	7
Georgetown (S)	35	1-7	.143	1-7	.143	0-0	.000	0	1	1	2	2	4	0	3	3
West Virginia (S)	40	5-8	.625	4-7	.571	0-1	.000	0	1	1	2	1	1	2	2	14
Seton Hall (S)	19	1-7	.143	1-6	.167	1-1	1.000	0	0	0	3	1	0	0	0	4
Villanova (S)	34	5-10	.500	5-10	.500	2-2	1.000	2	1	3	4	3	3	0	1	17
USF (S)	34	5-12	.417	3-9	.333	1-2	.500	0	4	4	3	5	1	0	3	14
St. John's (S)	39	5-13	.385	5-12	.417	1-2	.500	0	5	5	0	1	1	0	2	16
Villanova (S)	40	6-11	.545	3-7	.429	8-9	.889	1	2	3	2	2	2	0	1	23
Syracuse (S)	36	5-11	.455	4-10	.400	2-2	1.000	0	0	0	5	3	3	0	1	16
USF (S)	36	10-18	.556	6-13	.462	0-1	.000	2	4	6	5	2	1	0	1	26
DePaul (S)	39	7-11	.636	2-5	.400	4-4	1.000	0	2	2	2	3	3	0	1	20
Providence (S)	40	3-9	.333	1-7	.143	9-10	.900	0	3	3	2	5	3	1	1	16
Cincinnati (S)	36	6-11	.545	5-8	.625	6-6	1.000	0	1	1	4	4	1	0	0	23
DePaul (S)	31	6-12	.500	4-8	.500	3-3	1.000	0	1	1	2	0	0	0	2	19
Marquette (S)	35	5-9	.555	4-7	.571	0-0	.000	1	7	8	4	2	3	0	1	14
Rutgers (S)	38	5-12	.417	5-10	.500	7-9	.777	0	3	3	0	2	1	0	1	22

**Falls' Career Statistics**

YEAR	G-S	MIN/AVG	FG-FGA	PCT.	3-Point			Rebounds						PF-D	PTS/AVG		
					FG-FGA	PCT.	FT-FTA	PCT.	O	D	TOT	AVG.	AST.			STL	BLK
2003-04	32-8	499/15.6	47-115	.409	37-94	.394	16-23	.696	12	30	42	1.3	28	11	3	38-0	147/4.6
BIG EAST	16-2	196/12.3	19-45	.422	16-39	.410	11-16	.688	6	12	18	1.1	11	6	1	21-0	65/4.1
2004-05	29-22	901/31.1	101-261	.387	93-225	.413	70-78	.897	13	47	60	2.1	40	24	6	60-1	365/12.6
BIG EAST	16-16	567/35.4	65-171	.380	61-147	.415	52-58	.897	7	29	36	2.3	24	12	3	41-1	243/15.2
2005-06	30-30	1057/35.2	129-323	.399	102-257	.397	55-69	.797	10	57	67	2.2	52	18	9	62-2	415/13.8
BIG EAST	16-16	589/36.8	74-177	.412	58-146	.397	33-40	.825	9	36	45	2.8	30	7	6	34-1	237/14.8
2006-07	27-27	912/33.8	121-271	.446	86-214	.402	81-97	.835	9	71	80	3.0	62	29	5	60-2	409/15.1
BIG EAST	16-16	570/35.6	78-173	.451	54-134	.403	44-52	.846	6	39	45	2.8	41	22	3	41-2	254/15.9
TOTALS	118-87	3369/28.6	398-970	.410	318-790	.403	222-267	.831	44	205	249	2.1	182	82	23	220-5	1336/11.3
BIG EAST	64-50	1922/30.0	236-566	.416	189-466	.405	140-168	.833	28	116	144	2.3	106	47	13	137-4	799/12.4



**Rob Kurz**  
 Forward • Junior • 6-9 • 235 • Lower Gwynedd, Pa.  
 (Penn Charter)

Captain of 2006-07 Irish squad ... missed the Syracuse game because of a sprained right foot suffered in previous outing against Villanova and played only 19 minutes off the bench in subsequent contest at South Florida ... his eight-game double-figure scoring streak was the longest of his career (Nov. 14-Dec. 19) ... scored a career-high 25 points and grabbed eight rebounds against Lehigh ... registered third double-double of his career with 16 points and a career-high 12 rebounds versus IPFW in season opener ... dished off a career-high six assists against Butler ... scored 16 points and grabbed eight rebounds against Lafayette ... career-high three steals vs. The Citadel ... perfect 5-5 from the field and 8-8 from the free-throw line in scoring 18 points and grabbing 10 rebounds versus Winston-Salem St ... finished with 16 points and five rebounds versus Maryland ... scored 14 and matched career best with 12 rebounds in recording third double-double of the season ... followed that up with a 16-point and 12-rebound (matching career-high) effort against Elon which marked the first time in his career that he recorded a double-double in consecutive outings ... also dished off a career-high seven assists in the game ... topped 20-point mark for the second time in his career when he finished with 21 points against Portland, in addition to grabbing 11 rebounds ... scored 23 points in just 22 minutes against Rider ... hauled in 11 rebounds versus West Virginia ... was 4-5 from the field and finished with 15 points and three blocked shots against Seton Hall ... scored 21 points, grabbed 10 rebounds and matched season-high with four blocked shots against South Florida ... played a career-high 37 minutes against DePaul and finished with 15 points and nine rebounds ... also had 15 points and nine rebounds against Providence ... had one of the best shooting performances of the season against DePaul in win as he connected on 5-6 from the field and was a career-best 3-3 from three-point range ... named to BIG EAST Weekly Honor Roll for the weeks of Dec. 4 and Dec. 18 ... leads the team with eight double-doubles ... topped the 20-plus point mark in four games ... has scored in double figures in 20 games and grabbed 10-plus rebounds in nine contests.

Opp.	Min.	Total				Rebounds										
		FG-FGA	Pct.	3FG-FGA	Pct.	FT-FTA	Pct.	Off.	Def.	Total	PF	A	TO	BLK	Stl.	Pts.
IPFW (S)	26	6-10	.600	0-2	.000	4-5	.800	3	9	12	3	1	1	1	0	16
Butler (S)	34	3-5	.600	0-0	.000	1-1	1.000	2	4	6	3	6	1	1	0	7
Lafayette (S)	20	7-10	.700	2-2	1.000	0-0	.000	2	6	8	3	2	1	2	2	16
The Citadel (S)	27	3-6	.500	1-2	.500	3-3	1.000	1	6	7	3	2	2	1	3	10
Lehigh (S)	36	6-9	.667	1-2	.500	12-13	.923	4	4	8	3	1	2	1	3	25
Winston-Salem (S)	21	5-5	1.000	0-0	.000	8-8	1.000	3	7	10	3	3	3	1	2	18
Maryland (S)	26	5-8	.625	2-3	.667	4-4	1.000	1	4	5	4	0	3	2	0	16
Alabama (S)	36	5-13	.385	0-2	.000	4-4	1.000	6	6	12	2	4	1	1	0	14
Elon (S)	30	3-6	.500	1-2	.500	9-11	.818	6	5	12	0	7	2	4	1	16
Portland (S)	33	5-10	.500	0-2	.000	11-12	.917	5	6	11	3	1	1	2	0	21
Army (S)	21	4-7	.571	1-1	1.000	0-0	.000	1	6	7	3	1	1	1	1	9
Rider (S)	22	6-8	.750	2-2	1.000	9-13	.692	4	4	8	2	1	1	1	3	23
Stony Brook (S)	24	2-6	.333	0-1	.000	11-14	.786	2	8	10	2	3	7	3	0	15
Louisville (S)	34	2-10	.200	1-3	.333	5-6	.833	3	6	9	3	6	0	3	0	10
Georgetown (S)	25	0-4	.000	0-1	.000	6-6	1.000	2	3	5	4	1	0	0	0	6
West Virginia (S)	34	2-4	.500	0-0	.000	4-7	.571	4	7	11	3	1	2	1	0	8
Seton Hall (S)	29	4-5	.800	1-2	.500	6-9	.667	2	7	9	4	1	2	3	0	15
Villanova (S)	26	3-9	.333	0-1	.000	5-6	.833	5	1	6	3	0	2	1	2	11
USF (S)	30	5-10	.500	2-2	1.000	9-10	.900	2	8	10	3	1	2	4	1	21
St. John's (S)	27	1-8	.125	0-3	.000	5-6	.833	6	3	9	3	0	2	2	1	7
Villanova (S)	30	4-6	.667	0-2	.000	2-4	.500	2	8	10	4	0	3	1	0	10
Syracuse		DNP-Inj.														
USF	19	0-2	.000	0-0	.000	0-0	.000	1	0	1	4	0	1	1	0	0
DePaul (S)	37	6-13	.462	2-3	.667	1-4	.250	6	3	9	0	3	0	1	0	15
Providence (S)	33	3-5	.600	0-2	.000	5-8	.625	3	6	9	1	0	1	3	1	15
Cincinnati (S)	29	1-3	.333	0-0	.000	3-5	.667	2	5	7	3	0	2	0	0	5
DePaul (S)	28	5-6	.833	3-3	1.000	2-2	1.000	1	4	5	1	3	1	1	1	15
Marquette (S)	24	2-6	.333	0-2	.000	1-1	1.000	0	1	1	1	0	1	1	0	5
Rutgers (S)	29	5-9	.555	1-1	1.000	2-3	.667	4	2	6	4	3	1	1	0	13

**Kurz' Career Statistics**

YEAR	G-S	MIN/AVG	FG-FGA	PCT.	3-Point			FT-FTA	PCT.	Rebounds						PTS/AVG	
					FG-FGA	PCT.				O	D	TOT	AVG.	AST.	STL		BLK
2004-05	14-0	66/4.7	5-14	.357	1-3	.333	8-14	.571	8	8	16	1.1	3	1	2	9-1	19/1.4
BIG EAST	4-0	4/1.0	0-0	.000	0-0	.000	0-0	.000	0	0	0	0.0	0	0	0	0-0	0/0.0
2005-06	30-12	638/21.3	61-131	.466	11-25	.440	58-75	.773	55	97	152	5.1	19	15	26	76-3	191/6.4
BIG EAST	16-5	339/21.2	32-71	.451	6-13	.462	33-44	.750	25	50	75	4.7	6	7	11	37-1	103/6.5
2006-07	28-27	790/28.2	105-210	.500	20-46	.435	132-165	.800	83	140	223	8.0	51	21	44	75-0	362/12.9
BIG EAST	15-14	434/28.9	45-107	.421	10-25	.400	56-77	.727	43	64	107	7.1	19	6	23	41-0	156/10.4
TOTALS	72-39	1494/20.8	171-355	.482	32-74	.432	198-254	.780	146	245	391	5.4	73	37	72	160-4	572/7.9
BIG EAST	35-19	777/22.2	77-178	.432	16-38	.421	89-121	.735	68	115	182	5.2	25	13	34	78-1	259/7.4



# Ryan Ayers

Guard/Forward • Sophomore • 6-8 • 210 • Blue Bell, Pa.

(Germantown Academy)

Has played in 27 games ... scored a career-high 12 points connecting on all four of his three-pointers against Cincinnati for his first-ever double-figure outing ... made first career start against Providence and played 12 minutes while scoring five points ... matched career-high with seven points in win at Syracuse ... missed first 12 shots on the season before connecting on his first field goal of the season against Winston-Salem St. ... in addition to scoring six points, he also grabbed a career-high seven rebounds ... played 12 minutes in season opener against IPFW and 23 minutes against Lafayette ... finished with four points and six rebounds against Elon ... scored a season-high seven points against Army ... scored six points against Stony Brook ... was 2-2 from three-point range and scored six points versus Seton Hall in 16 minutes off the bench ... finished with five points and nailed key three-pointer which tied the game with 2:29 to play and then hit 2-3 from free-throw line (after being fouled shooting a three-pointer) that gave the Irish the lead for good with 1:13 left.

Opp.	Min.	Total			Rebounds			PF	A	TO	BLK	Stl.	Pts.		
		FG-FGA	Pct.	3FG-FGA	Pct.	FT-FTA	Pct.							Off.	Def.
IPFW	12	0-1	.000	0-1	.000	2-2	1.000	1	1	2	1	2	0	1	2
Butler	9	0-1	.000	0-0	.000	0-0	.000	0	0	0	0	0	0	0	0
Lafayette	23	0-4	.000	0-2	.000	1-2	.500	0	2	2	2	1	0	0	1
The Citadel	7	0-4	.000	0-1	.000	0-0	.000	1	1	2	1	0	0	0	0
Lehigh	4	0-0	.000	0-0	.000	0-0	.000	0	0	0	0	0	1	0	0
Winston-Salem	21	2-4	.500	0-1	.000	2-2	1.000	1	6	7	1	2	0	1	2
Maryland	5	0-1	.000	0-1	.000	0-0	.000	0	0	0	1	0	0	0	0
Alabama		DNP													
Elon	18	2-4	.500	0-2	.000	0-0	.000	2	4	6	2	2	0	0	4
Portland	15	1-2	.500	1-2	.500	0-0	.000	1	1	2	1	0	0	1	0
Army	18	2-4	.500	0-2	.000	0-0	.000	2	4	6	2	2	0	0	4
Rider	13	1-4	.250	0-3	.000	0-0	.000	0	1	1	1	0	0	0	1
Stony Brook	16	1-3	.333	1-3	.333	3-4	.750	0	1	1	1	1	1	0	0
Louisville	3	0-0	.000	0-0	.000	0-0	.000	0	0	0	1	0	1	0	0
Georgetown	10	0-1	.000	0-1	.000	0-0	.000	0	0	0	0	0	0	0	1
West Virginia	3	1-1	1.000	1-1	1.000	0-0	.000	0	0	0	0	0	0	0	3
Seton Hall	16	2-2	1.000	2-2	1.000	0-0	.000	0	1	1	2	1	0	0	0
Villanova	7	1-3	.333	1-3	.333	0-0	.000	0	1	1	1	0	0	0	0
USF	14	1-3	.333	0-1	.000	0-1	.000	1	2	3	1	0	1	0	1
St. John's		DNP													
Villanova	11	1-2	.500	1-2	.500	2-3	.667	0	0	0	1	0	0	1	0
Syracuse	13	2-2	1.000	1-1	1.000	2-2	1.000	0	0	0	2	0	0	1	0
USF	7	1-3	.333	1-2	.500	0-0	.000	0	1	1	0	0	0	0	1
DePaul	7	1-2	.500	1-2	.500	0-0	.000	0	0	0	2	0	0	0	0
Providence (S)	12	2-2	1.000	1-1	1.000	0-0	.000	0	1	1	0	1	0	0	0
Cincinnati	30	4-4	1.000	4-4	1.000	0-0	.000	1	0	1	1	0	0	1	0
DePaul	20	1-2	.500	1-2	.500	0-0	.000	0	3	3	0	1	0	0	0
Marquette	12	0-1	.000	0-1	.000	2-2	1.000	0	1	1	1	0	0	0	0
Rutgers	10	1-2	.500	1-2	.500	0-0	.000	0	1	1	0	0	0	0	0

### Ayers' Career Statistics

YEAR	G-S	MIN/AVG	FG-FGA			3-Point			FT-FTA			Rebounds			AST.	STL	BLK	PF-D	PTS/AVG
			PCT.	PCT.	PCT.	PCT.	PCT.	O	D	TOT	AVG.								
2005-06	18-0	123/6.8	6-22	.273	3-12	.250	4-4	1.000	3	9	12	0.7	3	3	2	11-0	19/1.1		
BIG EAST	8-0	27/3.4	2-5	.400	1-2	.500	0-0	.000	0	1	1	0.3	0	3	0	5-0	5/0.6		
2006-07	27-1	337/12.5	28-62	.452	18-43	.419	14-18	.778	9	30	39	1.4	13	10	5	26-0	88/3.3		
BIG EAST	15-1	175/11.7	18-30	.600	15-25	.600	6-8	.750	2	11	13	0.9	3	3	3	12-0	57/3.8		
TOTALS	45-1	460/10.2	34-84	.402	20-53	.377	18-22	.818	12	38	50	1.1	16	13	7	37-0	104/2.4		
BIG EAST	23-1	190/8.2	20-35	.575	15-25	.600	6-8	.750	2	11	13	0.4	3	6	3	17-0	59/2.7		



## Zach Hillesland

Forward • Sophomore • 6-9 • 227 • Toledo, Ohio  
(St. John's Jesuit)

33


Made first start of his career against Elon (earned start in place of Colin Falls due to injury) and finished with six points and three rebounds ... started in place of Rob Kurz (out with a foot injury) against Syracuse and registered third career double-double as he finished with 14 points (career-high) and 10 rebounds, in addition to dishing off a personal best six assists while playing a career-high 34 minutes ... also scored 14 points on 7-11 shooting from the field against Providence and grabbed eight rebounds while playing 34 minutes ... registered a triple-double against Seton Hall when he scored 12 points, grabbed 10 rebounds and dished off eight assists ... registered first career double-double in season opener against IPFW as he scored 11 points and grabbed 12 rebounds (both career bests) ... started second half of Lehigh game and finished with 11 points (matching career-best) and grabbed seven rebounds playing 22 minutes ... eight points, nine rebounds and a career-high four assists vs. Maryland playing a career-high 25 minutes ... scored seven points and grabbed seven rebounds against Georgetown ... scored nine points, grabbed three rebounds, dished off four assists and blocked two shots (career-high) against South Florida ... played a career-high 32 minutes against St. John's and started the second half ... scored six points and grabbed seven rebounds in win over Villanova ... dished off five assists in win over DePaul ... scored in double figures in five games and grabbed seven-plus rebounds in nine games ... has played in all 29 contests and made four starts.

Opp.	Min.	Total		Pct.	3FG-FGA		Pct.	FT-FTA		Pct.	Rebounds			PF	A	TO	BLK	Stl.	Pts.
		FG-FGA	Pct.		FG-FGA	Pct.		Off.	Def.		Total								
IPFW	20	5-5	1.000	0-0	.000	1-3	.333	1	11	12	2	0	3	0	1	11			
Butler	9	0-0	.000	0-0	.000	0-0	.000	0	1	1	0	0	2	0	0	0			
Lafayette	16	2-2	1.000	0-0	.000	1-2	.500	2	3	5	4	3	3	1	3	5			
The Citadel	17	0-0	.000	0-0	.000	0-2	.000	0	4	4	2	2	1	1	0	0			
Lehigh	22	4-5	.800	0-0	.000	3-4	.750	3	4	7	2	3	2	0	2	11			
Winston-Salem	13	1-1	1.000	0-0	.000	2-2	1.000	1	2	3	3	3	1	0	1	4			
Maryland	25	3-7	.429	0-0	.000	2-4	.500	1	8	9	3	4	2	0	1	8			
Alabama	14	0-0	.000	0-0	.000	0-2	.000	1	1	2	3	1	2	1	1	0			
Elon (S)	20	2-3	.667	0-0	.000	2-2	1.000	1	2	3	3	2	4	1	1	6			
Portland (S)	22	2-4	.500	0-0	.000	2-3	.667	2	2	4	3	2	2	0	2	6			
Army	15	2-2	1.000	0-0	.000	2-3	.667	2	3	5	3	1	2	0	1	6			
Rider	19	1-2	.500	0-0	.000	4-5	.800	0	2	2	4	3	3	0	0	6			
Stony Brook	19	0-1	.000	0-0	.000	5-6	.833	2	1	3	1	2	0	0	2	5			
Louisville	9	2-2	1.000	0-0	.000	2-2	1.000	1	1	2	2	1	0	0	1	6			
Georgetown	22	3-5	.600	0-0	.000	1-2	.500	1	6	7	2	0	1	0	2	7			
West Virginia	14	1-1	1.000	0-0	.000	0-0	.000	0	3	3	2	3	4	0	0	2			
Seton Hall	25	6-10	.600	0-0	.000	0-1	.000	6	4	10	1	8	1	1	1	12			
Villanova	16	0-3	.000	0-0	.000	2-2	1.000	2	0	2	4	1	0	1	1	2			
USF	22	3-4	.750	0-0	.000	3-4	.750	1	2	3	1	4	1	2	1	9			
St. John's	32	3-8	.375	0-0	.000	0-3	.000	2	4	6	2	1	1	0	1	6			
Villanova	21	1-4	.250	0-0	.000	4-7	.571	2	5	7	3	1	3	0	0	6			
Syracuse (S)	34	4-7	.571	0-0	.000	6-6	1.000	2	8	10	4	6	2	1	1	14			
USF (S)	18	2-4	.500	0-0	.000	0-0	.000	0	3	3	4	2	2	1	0	4			
DePaul	13	1-3	.333	0-0	.000	0-0	.000	0	1	1	1	0	2	0	1	2			
Providence	34	7-11	.636	0-0	.000	0-2	.000	3	5	8	2	3	2	0	2	14			
Cincinnati	19	3-5	.667	0-0	.000	1-2	.500	0	3	3	5	3	2	0	1	19			
DePaul	19	1-3	.333	0-0	.000	0-0	.000	0	3	3	3	5	3	1	1	2			
Marquette	21	2-3	.667	0-0	.000	1-4	.250	1	4	5	4	2	0	1	1	5			
Rutgers	20	1-3	.333	0-0	.000	0-0	.000	0	8	8	4	2	2	0	0	2			

### Hillesland's Career Statistics

YEAR	G-S	MIN/AVG	FG-FGA	PCT.	3-Point		FT-FTA	PCT.	Rebounds			AVG.	AST.	STL	BLK	PF-D	PTS/AVG
					FG-FGA	PCT.			O	D	TOT						
2005-06	13-0	29/2.2	3-6	.500	0-0	.000	2-2	1.000	0	3	3	0.2	3	0	0	5-0	8/0.6
BIG EAST	5-0	7/1.4	1-1	1.000	0-0	.000	0-0	.000	0	0	0	0.0	1	0	0	1-0	2/0.4
2006-07	29-4	570/19.7	62-108	.574	0-0	.000	44-74	.595	37	104	141	4.9	68	29	12	77-1	168/5.8
BIG EAST	16-2	339/21.2	40-76	.526	0-0	.000	20-36	.556	21	60	81	5.1	42	14	8	44-1	100/6.3
TOTALS	42-4	599/14.3	65-114	.570	0-0	.000	46-76	.605	37	107	144	3.4	71	29	12	78-1	176/4.2
BIG EAST	21-2	346/16.8	41-77	.532	0-0	.000	20-36	.555	21	60	81	3.8	45	14	8	41-1	102/4.8





## Luke Zeller

Forward/Center • Sophomore • 6-11 • 245 • Washington, Ind.  
(Washington)

40

Started the first 16 games of the season and has played in all 29 contests ... tallied a career-high 14 points in win over Elon as he finished 5-7 from the field and 3-4 from three-point range ... scored a career-high 12 points against The Citadel ... scored eight points and grabbed four rebounds against Stony Brook ... has netted double figures in four career outings ... scored seven points against Louisville ... has grabbed a season-high four rebounds in five contests ... scored six points on two three-pointers versus Villanova ... scored seven points and grabbed four rebounds against South Florida ... tallied five points in win over Syracuse.

Opp.	Min.	Total		3FG-FGA	Pct.	FT-FTA	Pct.	Rebounds			PF	A	TO	BLK	Stl.	Pts.
		FG-FGA	Pct.					Off.	Def.	Total						
IPFW (S)	15	3-5	.600	0-1	.000	0-0	.000	2	2	4	5	0	4	0	2	6
Butler (S)	18	1-2	.500	1-1	1.000	2-2	1.000	0	3	3	1	2	3	0	0	5
Lafayette (S)	20	4-6	.667	0-0	.000	0-0	.000	1	2	3	3	2	3	1	0	8
The Citadel (S)	23	5-5	1.000	1-1	1.000	1-1	1.000	3	1	4	3	3	0	1	0	12
Lehigh (S)	6	1-1	1.000	1-1	1.000	2-4	.500	2	0	2	0	0	2	0	0	5
Winston-Salem (S)	21	3-6	.500	0-1	.000	0-0	.000	1	2	3	2	1	0	0	0	6
Maryland (S)	17	1-3	.333	1-2	.500	0-0	.000	0	4	4	4	0	1	0	1	3
Alabama (S)	10	3-3	1.000	0-0	.000	0-0	.000	1	1	2	1	0	0	2	0	6
Elon (S)	22	5-7	.714	3-4	.750	1-3	.333	2	1	3	4	2	0	0	0	14
Portland (S)	14	0-4	.000	0-0	.000	0-0	.000	1	0	1	3	0	0	0	0	0
Army (S)	17	1-5	.200	0-0	.000	0-0	.000	2	1	3	4	0	1	2	1	3
Rider (S)	16	1-5	.200	0-2	.000	1-2	.500	0	3	3	4	0	3	1	0	3
Stony Brook (S)	18	2-2	1.000	2-2	1.000	2-2	1.000	0	4	4	2	2	0	1	0	8
Louisville (S)	15	3-5	.600	1-2	.500	0-0	.000	2	2	4	3	1	1	0	0	7
Georgetown (S)	19	1-3	.333	0-2	.000	1-2	.500	2	0	2	2	0	1	0	1	3
West Virginia (S)	13	1-2	.500	0-1	.000	0-0	.000	0	2	2	1	2	1	1	0	2
Seton Hall	3	1-1	1.000	0-0	.000	0-0	.000	0	0	0	1	0	0	0	0	2
Villanova	9	2-5	.400	2-4	.500	0-0	.000	0	0	0	1	0	0	0	0	6
USF	15	3-4	.750	1-2	.500	0-0	.000	0	4	4	0	0	1	0	0	7
St. John's	9	0-1	.000	0-1	.000	0-0	.000	0	1	1	3	0	1	0	0	0
Villanova	2	0-0	.000	0-0	.000	0-0	.000	0	1	1	0	0	1	0	0	0
Syracuse	15	2-3	.667	1-2	.500	0-0	.000	0	1	1	3	0	0	1	0	5
USF	16	0-4	.000	0-4	.000	0-0	.000	0	4	4	0	1	0	1	0	0
DePaul	12	0-4	.000	0-3	.000	0-0	.000	1	2	3	4	0	0	0	0	0
Providence	2	0-0	.000	0-0	.000	0-0	.000	0	1	1	0	0	0	0	0	0
Cincinnati	4	0-0	.000	0-0	.000	0-0	.000	0	0	0	1	0	0	0	0	0
DePaul	7	0-0	.000	0-0	.000	0-0	.000	0	0	0	2	0	0	0	2	0
Marquette	6	1-1	1.000	1-1	1.000	0-0	.000	0	1	1	1	0	0	0	0	3
Rutgers	3	0-0	.000	0-0	.000	0-0	.000	0	1	1	2	0	0	0	0	0

### Zeller's Career Statistics

YEAR	G-S	MIN/AVG	FG-FGA	PCT.	3-Point		FT-FTA	PCT.	Rebounds			AST.	STL	BLK	PF-D	PTS/AVG	
					FG-FGA	PCT.			O	D	TOT						
2005-06	27-9	371/13.7	32-88	.364	20-59	.339	8-17	.471	22	63	85	3.1	28	3	7	40-1	92/3.4
BIG EAST	14-3	165/11.8	13-42	.310	8-30	.267	2-4	.500	11	21	32	2.3	13	1	3	20-0	36/2.6
2006-07	29-16	367/12.7	44-87	.506	16-39	.410	10-16	.625	22	45	65	2.2	16	7	11	58-1	114/3.9
BIG EAST	16-3	150/9.4	14-33	.424	6-22	.273	1-2	.500	6	20	26	1.6	4	3	3	22-0	35/2.2
<b>TOTALS</b>	<b>56-25</b>	<b>738/13.2</b>	<b>76-175</b>	<b>.434</b>	<b>36-98</b>	<b>.367</b>	<b>18-33</b>	<b>.545</b>	<b>43</b>	<b>107</b>	<b>149</b>	<b>2.7</b>	<b>44</b>	<b>10</b>	<b>18</b>	<b>98-2</b>	<b>206/3.7</b>
BIG EAST	30-6	315/10.5	27-75	.360	14-52	.269	3-6	.500	17	41	58	1.9	17	4	6	42-0	71/2.4



**Luke Harangody**  
**Forward • Freshman • 6-8 • 250 • Schererville, Ind. (Andreas)**

First freshman since Chris Thomas in 2001 to score in double figures in collegiate debut as he finished with 12 points and eight rebounds vs. IPFW ... first rookie since Troy Murphy to score in double figures in first five collegiate outings ... has six double-doubles ... finished with career-high 23 points and matched personal best with 13 rebounds in win over Marquette ... netted first 20-plus point outing of his career when he scored 21 points and grabbed 13 rebounds against Syracuse ... registered first career double-double by a rookie since Torin Francis in 2002 when he scored 17 points and grabbed 10 rebounds against Butler ... scored 16 of his 18 points

against The Citadel in the first half ... **BIG EAST** Rookie of the Week (weeks of Nov. 20, Jan. 2 and Jan. 15) and also was named to the **BIG EAST** Honor Roll (week of Feb. 26) ... made first career start against Seton Hall and finished with 12 points and five rebounds ... notched second double-double with 12 points and 10 rebounds against Elon ... has scored in double figures in 20 contests ... posted third double-double of the season with 10 points and career-high 12 boards against Army ... matched career-high with 18 points and 10 rebounds against Rider ... scored 12 points against Stony Brook ... scored 16 points and grabbed six rebounds in **BIG EAST** opener vs. Louisville ... netted 11 points against West Virginia ... scored 13 points and grabbed four rebounds versus Villanova ... in second meeting with Wildcats, grabbed seven rebounds ... has grabbed seven-plus rebounds in 13 games ... finished with 11 points and eight rebounds against Cincinnati ... netted 13 points and grabbed seven rebounds against DePaul ... **Rivals.com** National Rookie of the Week.

Opp.	Min.	Total		Pct.	3FG-FGA		Pct.	FT-FTA		Pct.	Rebounds			PF	A	TO	BLK	Stl.	Pts.
		FG-FGA	Pct.		FG-FGA	Pct.		FT-FTA	Pct.		Off.	Def.	Total						
IPFW	17	4-9	.444	0-0	.000	4-4	1.000	3	5	8	4	3	1	0	2	12			
Butler	21	7-13	.538	0-0	.000	3-3	1.000	6	4	10	2	0	0	1	0	17			
Lafayette	20	7-12	.583	0-0	.000	4-5	.800	3	2	5	2	0	2	0	1	18			
The Citadel	17	7-9	.778	0-0	.000	4-4	1.000	1	0	1	0	1	1	1	3	18			
Lehigh	19	4-7	.571	0-0	.000	2-2	1.000	0	2	2	4	2	2	0	3	10			
Winston-Salem	18	4-7	.571	0-0	.000	1-2	.500	3	0	3	2	3	1	2	1	9			
Maryland	12	1-3	.333	0-0	.000	2-4	.500	0	2	2	0	0	0	0	0	4			
Alabama	19	4-9	.444	0-1	.000	1-1	1.000	0	7	7	3	1	0	1	1	9			
Elon	18	4-9	.444	0-0	.000	4-4	1.000	4	6	10	1	1	2	0	1	12			
Portland	19	2-8	.250	0-0	.000	8-9	.889	1	1	2	3	3	1	0	2	12			
Army	18	3-7	.429	0-0	.000	4-5	.800	4	8	12	1	4	1	0	1	10			
Rider	19	8-12	.667	0-0	.000	2-2	1.000	4	6	10	2	1	0	1	0	18			
Stony Brook	16	4-8	.500	0-0	.000	4-4	1.000	3	2	5	5	2	1	0	0	12			
Louisville	21	7-11	.636	0-0	.000	1-1	1.000	4	2	6	1	0	0	0	0	15			
Georgetown	14	1-4	.250	0-0	.000	3-4	.750	1	2	3	4	0	2	0	2	5			
West Virginia	19	4-7	.571	0-0	.000	3-4	.750	1	4	5	0	1	2	0	0	11			
Seton Hall (S)	22	5-11	.455	0-0	.000	2-4	.500	1	4	5	3	1	3	1	0	12			
Villanova (S)	28	5-8	.625	0-0	.000	3-4	.750	1	3	4	2	1	1	0	0	13			
USF (S)	14	1-4	.250	0-0	.000	2-2	1.000	1	4	5	3	0	1	0	0	4			
St. John's (S)	12	0-2	.000	0-0	.000	1-2	.500	1	2	3	3	0	0	0	0	1			
Villanova (S)	28	1-6	.167	0-0	.000	2-2	1.000	3	4	7	4	0	3	2	2	4			
Syracuse (S)	30	8-19	.421	0-0	.000	5-6	.833	7	6	13	4	0	1	1	1	21			
USF (S)	27	4-9	.444	0-0	.000	2-3	.667	3	6	9	4	1	2	1	0	10			
DePaul (S)	19	2-10	.200	0-0	.000	1-2	.500	4	5	9	1	2	2	0	3	5			
Providence (S)	12	3-5	.600	0-0	.000	0-0	.000	1	1	2	4	1	3	0	0	6			
Cincinnati (S)	27	5-8	.625	0-0	.000	1-2	.500	2	6	8	2	4	0	0	1	11			
DePaul (S)	24	5-12	.417	0-0	.000	3-4	.750	3	4	7	1	1	0	0	0	13			
Marquette (S)	29	7-20	.350	0-0	.000	8-9	.888	9	4	13	5	0	0	1	2	22			
Rutgers (s)	28	4-13	.307	0-0	.000	2-3	.667	4	3	7	4	1	0	1	2	10			

**Harangody's Career Statistics**

YEAR	G-S	MIN/AVG	FG-FGA	PCT.	3-Point		FT-FTA	PCT.	Rebounds			AVG.	AST.	STL	BLK	PF-D	PTS/AVG
					FG-FGA	PCT.			O	D	TOT						
2006-07	29-13	586/20.2	121-262	.462	0-0	.000	82-101	.812	78	105	183	6.3	34	28	13	74-2	324/11.2
<b>BIG EAST</b>	16-13	354/22.1	62-149	.416	0-0	.000	39-52	.750	46	60	106	6.6	13	13	7	45-1	163/10.2
<b>TOTALS</b>	29-13	586/20.2	121-262	.462	0-0	.000	82-101	.812	78	105	183	6.3	34	28	13	74-2	324/11.2
<b>BIG EAST</b>	16-13	354/22.1	62-149	.416	0-0	.000	39-52	.750	46	60	106	6.6	13	13	7	45-1	163/10.2



## Joe Harden

Guard • Freshman • 6-7 • 212 • Acampo, Calif. (St. Mary's)

11

Has played in 14 games ... scored two points in collegiate debut against IPFW ... had two points and two rebounds against Winston-Salem ... tallied a career-best four points and grabbed three rebounds versus Elon ... grabbed a career-high four rebounds against Army ... matched career-high with four points against Stony Brook ... scored two points versus Georgetown ... scored three points against South Florida ... missed the Louisville game after suffering a sprained ankle in practice.

Opp.	Min.	Total		3FG-FGA	Pct.	FT-FTA	Pct.	Rebounds			PF	A	TO	BLK	Stl.	Pts.
		FG-FGA	Pct.					Off.	Def.	Total						
IPFW	4	0-0	.000	0-0	.000	2-2	.000	0	1	1	0	0	0	0	0	2
Butler		DNP														
Lafayette	5	0-0	.000	0-0	.000	0-0	.000	1	0	1	0	1	0	0	0	0
The Citadel	3	0-1	.000	0-0	.000	0-0	.000	0	0	0	0	1	0	0	0	0
Lehigh		DNP														
Winston-Salem	6	1-2	.500	0-1	.000	0-0	.000	0	2	2	1	0	0	1	0	2
Maryland		DNP														
Alabama		DNP														
Elon	5	1-3	.333	0-1	.000	2-2	1.000	1	2	3	0	1	0	0	0	4
Portland	2	0-0	.000	0-0	.000	0-0	.000	0	0	0	0	0	0	0	0	0
Army	8	0-1	.000	0-1	.000	0-1	.000	1	3	4	0	0	0	0	0	0
Rider	4	0-0	.000	0-0	.000	0-0	.000	0	0	0	1	2	0	0	0	0
Stony Brook	4	2-3	.667	0-0	.000	0-0	.000	0	1	1	1	1	0	0	0	4
Louisville		DNP-Inj.														
Georgetown	3	1-1	1.000	0-0	.000	0-0	.000	0	0	0	0	0	0	0	0	2
West Virginia		DNP														
Seton Hall		DNP														
Villanova	1	0-0	.000	0-0	.000	0-0	.000	1	0	1	0	0	0	0	0	0
USF	3	1-2	.500	1-1	1.000	0-0	.000	0	0	0	0	0	0	0	0	3
St. John's		DNP														
Villanova		DNP														
Syracuse		DNP														
USF		DNP														
DePaul		DNP														
Providence		DNP														
Cincinnati		DNP														
DePaul	2	0-0	.000	0-0	.000	0-0	.000	0	0	0	0	0	0	0	0	0
Marquette		DNP														
Rutgers	1	0-0	.000	0-0	.000	0-0	.000	0	0	0	0	0	0	0	0	0

### Harden's Career Statistics

YEAR	G-S	MIN/AVG	FG-FGA	PCT.	3-Point		FT-FTA	PCT.	Rebounds			AST.	STL	BLK	PF-D	PTS/AVG	
					FG-FGA	PCT.			O	D	TOT						AVG.
2006-07	14-0	50/3.6	6-13	.462	1-4	.250	4-5	.800	4	9	13	1.0	6	0	1	3-0	17/1.2
BIG EAST	5-0	9/1.8	2-3	.667	1-1	1.000	1-1	1.000	1	0	1	0.3	0	0	0	0-0	5/1.0
<b>TOTALS</b>	<b>14-0</b>	<b>50/3.6</b>	<b>6-13</b>	<b>.462</b>	<b>1-4</b>	<b>.250</b>	<b>4-5</b>	<b>.800</b>	<b>4</b>	<b>9</b>	<b>13</b>	<b>1.0</b>	<b>6</b>	<b>0</b>	<b>1</b>	<b>3-0</b>	<b>17/1.2</b>
BIG EAST	5-0	9/1.8	2-3	.667	1-1	1.000	1-1	1.000	1	0	1	0.3	0	0	0	0-0	5/1.0



## Tory Jackson

Guard • Freshman • 5-10 • 185 • Saginaw, Mich. (Buena Vista)

20

Has played in all 29 games and has started each of the last 17 contests ... scored a career-high 21 points, grabbed seven rebounds and dished off seven assists ... in second meeting against DePaul, he scored 13 points, grabbed a career-high nine rebounds and dished off six assists ... scored a career-high 19 points and dished off seven assists against Syracuse as he connected on 4-8 shots from the field and was 11-14 from the line ... dished off a career-high 11 assists in second meeting against South Florida ... made first career start against Stony Brook ... netted 14 points in BIG EAST opener vs. Louisville as he hit 5-8 shots from the field ... also grabbed five rebounds, dished off four assists and made three steals playing 35 minutes ... tallied double figures for the

third time this season when he finished with 11 points, four rebounds and five steals against South Florida ... scored six points in collegiate debut against IPFW ... reached double figures for the first time in his career against Lafayette as he finished with 11 points ... scored 12 points in 39 minutes in loss at DePaul and followed that up with 10-point performances in wins over Providence and Cincinnati ... finished with four points and a career-high five steals and three assists versus Winston-Salem ... matched career-high with five steals against Maryland and played 13 of his 16 total minutes in the second half ... scored eight points and grabbed a career-high five rebounds playing a personal best 19 minutes against Elon ... played 23 minutes against Portland and finished with eight points and four rebounds ... career-high five assists against Army ... scored five points, grabbed four rebounds, and dished off three assists versus Georgetown ... dished off six assists and made three steals against West Virginia ... played a career-high 36 minutes against Seton Hall and finished with four points and five assists ... scored nine points and dished off a career-high eight assists versus Villanova ... also had eight assists, scored six points and made four steals against St. John's ... has scored in double figures in nine games and five of the last six outings ... named BIG EAST Rookie of the Week for the week of Feb. 26.

Opp.	Min.	Total				Rebounds				PF	A	TO	BLK	Stl.	Pts.	
		FG-FGA	Pct.	3FG-FGA	Pct.	FT-FTA	Pct.	Off.	Def.							Total
IPFW	13	3-5	.600	0-1	.000	0-0	.000	0	1	1	0	0	2	0	0	6
Butler	3	0-0	.000	0-0	.000	0-0	.000	0	0	0	1	0	1	0	0	0
Lafayette	16	3-4	.750	0-0	.000	4-11	.364	1	0	1	3	2	2	0	1	10
The Citadel	16	2-5	.400	0-3	.000	0-0	.000	0	2	2	0	1	5	0	0	4
Lehigh	14	1-1	1.000	1-1	1.000	0-0	.000	0	0	0	2	4	0	0	1	4
Winston-Salem	16	2-6	.333	0-2	.000	1-1	1.000	0	1	1	3	3	2	0	5	5
Maryland	16	2-3	.667	0-1	.000	1-2	.500	1	1	2	3	1	1	0	5	5
Alabama	16	1-4	.250	0-1	.000	1-2	.500	0	0	0	3	3	0	0	2	3
Elon	19	2-10	.200	0-4	.000	4-8	.500	3	2	5	1	1	2	0	2	8
Portland	23	1-2	.500	1-1	1.000	5-6	.833	1	3	4	0	1	1	0	1	8
Army	18	1-3	.333	1-2	.500	0-1	.000	0	4	4	2	5	1	0	3	3
Rider	17	2-2	1.000	0-0	.000	0-0	.000	1	2	3	3	3	2	0	1	4
Stony Brook (S)	29	1-3	.333	0-1	.000	1-2	.500	0	2	2	3	2	5	0	3	3
Louisville (S)	35	5-8	.625	0-2	.000	4-7	.571	2	3	5	2	4	4	0	3	14
Georgetown (S)	34	2-8	.250	1-3	.333	0-0	.000	2	2	4	3	3	4	0	0	5
West Virginia (S)	26	0-2	.000	0-1	.000	0-0	.000	0	2	2	1	6	2	0	3	0
Seton Hall (S)	36	2-6	.333	0-1	.000	0-0	.000	0	4	4	4	5	2	0	1	4
Villanova (S)	29	3-7	.429	1-3	.333	2-2	1.000	0	1	1	4	8	3	0	3	9
USF (S)	29	5-8	.625	0-1	.000	1-1	1.000	3	1	4	3	5	2	0	0	11
St. John's (S)	30	3-9	.333	0-1	.000	0-2	.000	0	2	2	2	8	5	0	4	6
Villanova (S)	36	0-5	.000	0-3	.000	4-4	1.000	2	1	3	3	4	1	0	1	4
Syracuse (S)	35	4-8	.500	0-2	.000	11-14	.786	0	3	3	3	7	3	0	3	19
USF (S)	39	2-9	.222	0-1	.000	2-6	.333	3	2	5	5	11	2	0	2	6
DePaul (S)	39	5-9	.556	1-2	.500	1-2	.500	1	3	4	0	3	1	0	1	12
Providence (S)	35	3-7	.429	1-3	.333	3-4	.750	0	1	1	4	4	3	1	4	10
Cincinnati (S)	34	3-9	.333	2-4	.500	2-2	1.000	1	1	2	3	6	5	0	0	10
DePaul (S)	37	6-9	.667	0-1	.000	1-2	.500	0	9	9	2	6	1	0	1	13
Marquette (S)	40	6-12	.500	1-1	1.000	8-11	.727	5	2	7	2	7	4	0	2	21
Rutgers (S)	37	1-5	.200	0-2	.000	4-4	1.000	1	5	6	3	9	2	0	0	6

### Jackson's Career Statistics

YEAR	G-S	MIN/AVG	FG-FGA	PCT.	3-Point			Rebounds				AST.	STL	BLK	PF-D	PTS/AVG	
					FG-FGA	PCT.	FT-FTA	PCT.	O	D	TOT						AVG.
2006-07	29-17	776/26.8	71-169	.420	10-48	.208	60-94	.638	27	60	87	3.0	122	52	1	72-1	212/7.3
BIG EAST	16-16	560/35.0	50-121	.413	7-31	.226	43-61	.705	20	42	62	3.9	96	28	1	44-1	150/9.4
TOTALS	29-17	776/26.8	71-169	.420	10-48	.208	60-94	.638	27	60	87	3.0	122	52	1	72-1	212/7.3
BIG EAST	16-16	560/35.0	50-121	.413	7-31	.226	43-61	.705	20	42	62	3.9	96	28	1	44-1	150/9.4



**Jonathan Peoples**  
 Guard • Freshman • 6-3 • 214 • Bellwood, Ill. (St. Joseph)

Has played in 25 games ... played 19 minutes (career-high) against Seton Hall and finished with nine points and three assists ... came off the bench and played 14 minutes against West Virginia and scored two points, grabbed three rebounds and dished off three assists ... netted a career-high seven points in seven minutes off the bench against Winston-Salem St. ... scored five points in 11 minutes off the bench against Georgetown ... played in season opener against IPFW and scored first collegiate points ... scored three points against Lafayette ... played eight minutes against Army and had three points and an assist ... scored five points against Rider ... career-high three steals against Villanova ... scored five points in six minutes off the bench against Cincinnati ... grabbed a career-high five rebounds against South Florida.

Opp.	Min.	Total		Pct.	3FG-FGA		Pct.	FT-FTA		Pct.	Rebounds			PF	A	TO	BLK	Stl.	Pts.
		FG-FGA			FG-FGA			FT-FTA			Off.	Def.	Total						
IPFW	4	1-1		1.000	0-0		.000	0-0		.000	0	1	1	0	0	0	0	0	2
Butler		DNP																	
Lafayette	4	0-0		.000	0-0		.000	3-4		.750	0	0	0	1	0	0	0	1	3
The Citadel	3	0-0		.000	0-0		.000	0-0		.000	0	1	1	0	0	0	0	0	0
Lehigh		DNP																	
Winston-Salem	7	2-2		1.000	1-1		1.000	2-2		1.000	0	1	1	1	1	1	0	0	7
Maryland		DNP																	
Alabama		DNP																	
Elon	6	0-3		.000	0-1		.000	0-0		.000	0	1	1	0	0	0	0	0	0
Portland	1	0-0		.000	0-0		.000	0-0		.000	0	0	0	0	0	0	0	0	0
Army	8	1-2		.500	1-2		.500	0-0		.000	0	0	0	0	1	2	0	0	3
Rider	4	2-2		1.000	1-1		1.000	0-0		.000	0	0	0	0	0	0	0	0	5
Stony Brook	13	0-4		.000	0-2		.000	0-0		.000	0	1	1	0	1	0	0	1	0
Louisville	8	0-0		.000	0-0		.000	0-0		.000	0	0	0	0	0	0	0	1	0
Georgetown	11	2-4		.500	1-2		.500	0-0		.000	0	1	1	1	0	0	0	0	5
West Virginia	14	1-1		1.000	0-0		.000	0-0		.000	0	3	3	1	3	1	0	1	2
Seton Hall	19	2-2		1.000	2-2		1.000	3-4		.750	0	1	1	1	3	4	0	0	9
Villanova	14	0-2		.000	0-2		.000	0-0		.000	0	0	0	1	1	2	0	3	0
USF	15	1-4		.250	0-1		.000	0-0		.000	2	3	5	2	2	0	1	0	2
St. John's	4	0-1		.000	0-1		.000	0-0		.000	0	0	0	1	0	0	0	1	0
Villanova	4	0-1		.000	0-0		.000	0-0		.000	0	1	1	0	0	1	0	0	0
Syracuse	4	1-2		.500	1-1		1.000	0-0		.000	0	1	1	0	2	0	0	0	3
USF	1	0-0		.000	0-0		.000	0-0		.000	0	0	0	0	1	0	0	0	0
DePaul	1	0-0		.000	0-0		.000	0-0		.000	0	0	0	0	0	0	0	0	0
Providence	4	0-0		.000	0-0		.000	0-0		.000	0	0	0	0	0	0	0	0	0
Cincinnati	6	2-2		1.000	1-1		1.000	0-0		.000	0	0	0	1	1	3	0	0	5
DePaul	3	0-0		.000	0-0		.000	0-0		.000	0	1	1	0	1	1	0	0	0
Marquette	1	0-0		.000	0-0		.000	0-0		.000	0	0	0	0	0	0	0	0	0
Rutgers	3	0-0		.000	0-0		.000	0-0		.000	0	0	0	0	1	0	0	0	0

**Peoples' Career Statistics**

YEAR	G-S	MIN/AVG	FG-FGA		PCT.	3-Point		PCT.	FT-FTA		PCT.	Rebounds			AST.	STL	BLK	PF-D	PTS/AVG	
			FG-FGA			FG-FGA			FT-FTA			O	D	TOT						
2006-07	25-0	160/6.4	15-33		.455	8-17		.471	8-10		.800	2	16	18	0.8	18	8	1	10-0	46/1.8
BIG EAST	16-0	110/6.9	9-19		.474	5-10		.500	3-4		.750	2	11	13	0.9	15	6	1	8-0	26/1.6
TOTALS	25-0	160/6.4	15-33		.455	8-17		.471	8-10		.800	2	16	18	0.8	18	8	1	10-0	46/1.8
BIG EAST	16-0	110/6.9	9-19		.474	5-10		.500	3-4		.750	2	11	13	0.9	15	6	1	8-0	26/1.6



## Kieran Piller

Guard • Freshman • 6-1 • 198 • Endicott, N.Y. (Union-Endicott)


35

Second year walk-on to Irish program has played in 11 games ... played in season opener against IPFW ... grabbed first career rebound against Elon ... also had a rebound in the Portland game ... played four minutes against Army and dished off first career assist in the game ... scored a basket for first points of the season against Stony Brook.

Opp.	Min.	Total		3FG-FGA	Pct.	FT-FTA	Pct.	Rebounds			PF	A	TO	BLK	Stl.	Pts.
		FG-FGA	Pct.					Off.	Def.	Total						
IPFW	2	0-0	.000	0-0	.000	0-0	.000	0	0	0	0	0	0	0	0	0
Butler		DNP														
Lafayette		DNP														
The Citadel		DNP														
Lehigh		DNP														
Winston-Salem	2	0-0	.000	0-0	.000	0-0	.000	0	0	0	0	0	0	0	0	0
Maryland		DNP														
Alabama		DNP														
Elon	2	0-0	.000	0-0	.000	0-0	.000	0	1	1	0	0	0	0	0	0
Portland	1	0-0	.000	0-0	.000	0-2	.000	0	1	1	0	0	0	0	0	0
Army	4	0-0	.000	0-0	.000	0-0	.000	0	0	0	0	1	0	0	0	0
Rider	1	0-0	.000	0-0	.000	0-0	.000	0	0	0	0	0	0	0	0	0
Stony Brook	3	1-1	1.000	0-0	.000	0-0	.000	0	0	0	0	0	0	0	0	2
Louisville		DNP														
Georgetown		DNP														
West Virginia		DNP														
Seton Hall		DNP														
Villanova		DNP														
USF	1	0-0	.000	0-0	.000	0-0	.000	0	0	0	0	0	0	0	0	0
St. John's		DNP														
Villanova		DNP														
Syracuse		DNP														
USF		DNP														
DePaul		DNP														
Providence		DNP														
Cincinnati		DNP														
DePaul	1	0-0	.000	0-0	.000	0-0	.000	0	0	0	0	0	0	0	0	0
Marquette	1	0-0	.000	0-0	.000	0-0	.000	0	0	0	0	0	0	0	0	0
Rutgers	1	0-0	.000	0-0	.000	0-0	.000	0	0	0	0	0	0	0	0	0

### Piller's Career Statistics

YEAR	G-S	MIN/AVG	FG-FGA		3-Point		FT-FTA		Rebounds			AST.	STL	BLK	PF-D	PTS/AVG
			PCT.	PCT.	PCT.	PCT.	O	D	TOT	AVG.						
2005-06	3-0	4/1.3	0-0	.000	0-0	.000	2-2	1.000	0	0	0	0.0	0	0	0-0	2/0.7
BIG EAST	1-0	1/1.0	0-0	.000	0-0	.000	0-0	.000	0	0	0	0.0	0	0	0-0	0/0.0
2006-07	11-0	17/1.5	1-1	1.000	0-0	.000	0-2	.000	0	2	2	0.2	1	0	0-0	2/0.2
BIG EAST	3-0	2/0.5	0-0	.000	0-0	.000	0-0	.000	0	0	0	0.0	0	0	0-0	0/0.0
TOTALS	14-0	21/1.5	1-1	1.000	0-0	.000	2-4	.500	0	2	2	0.2	1	0	0-0	4/0.3
BIG EAST	4-0	4/1.0	0-0	.000	0-0	.000	0-0	.000	0	0	0	0.0	0	0	0-0	0/0.0



# Tim Andree

41

Forward • Freshman • 6-8 • 238 • Colts Neck, NJ  
(Christian Brothers Academy)

First-year walk-on to Irish program has played in four games ... scored first collegiate points against Army on a field goal ... father Tim played basketball for Irish from 1979-83 ... played in his first collegiate game in season opener against IPFW ... suffered a broken ankle in practice following Christmas break and will miss next several weeks.

Opp.	Min.	Total		3FG-FGA	Pct.	FT-FTA	Pct.	Rebounds			PF	A	TO	BLK	Stl.	Pts.
		FG-FGA	Pct.					Off.	Def.	Total						
IPFW	1	0-0	.000	0-0	.000	0-0	.000	0	0	0	0	0	0	0	0	0
Butler		DNP														
Lafayette		DNP														
The Citadel		DNP														
Lehigh		DNP														
Winston-Salem	2	0-0	.000	0-0	.000	0-0	.000	0	0	0	1	0	0	0	0	0
Maryland		DNP														
Alabama		DNP														
Elon	1	0-0	.000	0-0	.000	0-0	.000	1	0	1	0	0	0	0	0	0
Portland	1	0-0	.000	0-0	.000	0-0	.000	0	0	0	0	0	0	0	0	0
Army	4	1-2	.500	0-0	.000	0-0	.000	0	0	0	0	0	0	0	0	2
Rider		DNP-Inj.														
Stony Brook		DNP-Inj.														
Louisville		DNP-Inj.														
Georgetown		DNP-Inj.														
West Virginia		DNP-Inj.														
Seton Hall		DNP-Inj.														
Villanova		DNP-Inj.														
USF		DNP-Inj.														
St. John's		DNP-Inj.														
Villanova		DNP-Inj.														
Syracuse		DNP-Inj.														
USF		DNP-Inj.														
DePaul		DNP-Inj.														
Providence		DNP-Inj.														
Cincinnati		DNP-Inj.														
DePaul		DNP-Inj.														
Marquette		DNP-Inj.														
Rutgers		DNP-Inj.														

### Andree's Career Statistics

YEAR	G-S	MIN/AVG	FG-FGA		PCT.	3-Point		FT-FTA	PCT.	Rebounds			AST.	STL	BLK	PF-D	PTS/AVG	
			FG-FGA	PCT.		FG-FGA	PCT.			O	D	TOT						
2006-07	5-0	9/1.3	1-2	.500	.000	0-0	.000	0-2	.000	1	0	1	0.2	0	0	0	1-0	2/0.4
BIG EAST	0-0	0/0.0	0-0	.000	.000	0-0	.000	0-0	.000	0	0	0	0.0	0	0	0	0-0	0/0.0
TOTALS	5-0	9/1.3	1-2	.500	.000	0-0	.000	0-2	.000	1	0	1	0.2	0	0	0	1-0	2/0.4
BIG EAST	0-0	0/0.0	0-0	.000	.000	0-0	.000	0-0	.000	0	0	0	0.0	0	0	0	0-0	0/0.0

## BIG EAST Career Statistics

### Ryan Ayers' Career Stats vs. The BIG EAST

Opponent	G-GS Min.		3Pt.			Reb.	A	PF	BS	ST	Pts.
			FG- FGA	FG- FGA	FT- FTA						
Cincinnati	1-0	30/30.0	4-4	4-4	0-0	1/1.0	0	1	1	0	12/12.0
Connecticut	0-0	0/0.0	0-0	0-0	0-0	0/0.0	0	0	0	0	0/0.0
DePaul	3-0	28/9.3	2-4	2-4	0-0	3/3.0	1	0	0	0	3/1.0
Georgetown	1-0	10/10.0	0-1	0-1	0-0	0/0.0	0	0	0	1	0/0.0
Louisville	1-0	3/3.0	0-0	0-0	0-0	0/0.0	0	1	0	0	0/0.0
Marquette	3-0	18/6.0	1-3	0-2	2-2	2/0.7	0	1	0	2	4/1.3
Pittsburgh	1-0	6/6.0	0-0	0-0	0-0	0/0.0	0	1	0	0	0/0.0
Providence	2-1	21/10.5	2-4	1-1	0-0	2/1.0	1	2	0	1	5/2.5
Rutgers	2-0	13/6.5	2-3	2-3	0-0	1/0.5	0	1	0	0	6/3.0
St. John's	0-0	0/0.0	0-0	0-0	0-0	0/0.0	0	0	0	0	0/0.0
Seton Hall	2-0	17/8.5	2-2	2-2	0-0	1/0.5	1	0	0	0	6/3.0
South Florida	2-0	21/10.5	2-6	1-3	0-1	4/2.0	0	0	0	2	5/2.5
Syracuse	1-0	13/13.0	2-2	1-1	2-2	0/0.0	0	2	1	0	7/7.0
Villanova	2-0	18/9.0	2-5	2-5	2-3	1/1.0	0	1	1	0	8/4.0
West Virginia	2-0	5/2.5	1-1	1-1	0-0	0/0.0	0	0	0	0	3/1.5

### Russell Carter's Career Stats vs. The BIG EAST

Opponent	G-GS Min.		3Pt.			Reb.	A	PF	BS	ST	Pts.
			FG- FGA	FG- FGA	FT- FTA						
Cincinnati	1-1	15/15.0	1-6	1-3	0-0	3/3.0	1	3	0	0	3/3.0
Connecticut	3-1	44/14.7	3-11	1-4	1-1	8/2.7	1	3	0	2	12/4.0
DePaul	4-4	136/34.0	18-49	6-23	9-12	22/5.5	8	3	2	6	51/12.8
Georgetown	6-2	108/18.0	11-30	4-13	9-12	11/1.8	6	8	1	2	35/5.8
Louisville	2-2	76/38.0	15-25	7-11	6-6	9/4.5	2	4	1	6	43/21.5
Marquette	3-2	63/21.0	8-21	4-9	13-16	13/4.3	3	10	3	1	33/11.0
Pittsburgh	3-1	58/19.3	7-16	2-7	7-10	7/2.3	4	6	0	2	23/7.7
Providence	4-1	69/17.3	10-18	5-13	12-18	14/3.5	0	9	0	4	37/9.3
Rutgers	4-2	92/23.0	16-37	8-16	6-11	16/4.0	1	5	0	4	38/9.5
St. John's	3-1	50/16.7	12-23	5-11	8-10	6/2.0	3	3	1	2	37/12.3
Seton Hall	3-2	77/25.7	15-24	8-12	8-10	18/6.0	7	4	0	2	46/15.3
South Florida	3-3	90/30.0	14-38	3-15	5-10	17/5.7	3	8	2	6	36/12.0
Syracuse	4-2	67/16.8	14-28	6-13	6-13	14/3.5	2	8	0	4	40/10.0
Villanova	5-3	101/20.2	16-39	8-20	17-21	14/2.8	7	12	4	1	57/11.4
West Virginia	3-2	50/16.7	13-28	2-8	3-4	12/4.0	3	6	1	2	31/10.3

### Colin Falls' Career Stats vs. The BIG EAST

Opponent	G-GS Min.		3Pt.			Reb.	A	PF	BS	ST	Pts.
			FG- FGA	FG- FGA	FT- FTA						
Cincinnati	1-1	36/36.0	6-11	5-8	6-6	1/1.0	4	4	0	0	23/23.0
Connecticut	6-3	149/24.8	21-54	15-44	6-9	12/2.0	4	5	1	4	44/7.3
DePaul	4-4	135/33.8	22-40	13-28	13-14	7/1.8	4	9	2	5	70/17.5
Georgetown	6-5	209/34.8	18-53	18-47	17-18	7/1.2	6	16	0	8	71/11.8
Louisville	2-2	81/40.5	7-22	5-17	2-2	8/4.0	6	4	1	3	21/10.5
Marquette	3-3	104/34.7	12-32	11-28	5-5	11/3.7	4	7	0	3	40/13.3
Pittsburgh	5-3	129/25.8	15-45	14-39	7-8	8/1.6	6	11	0	2	51/10.2
Providence	5-4	160/32.0	16-35	10-32	13-15	13/2.6	10	9	3	6	55/11.0
Rutgers	5-4	151/30.2	15-43	12-31	1-6	10/2.0	6	5	2	2	49/9.8
St. John's	3-2	89/29.7	16-34	14-29	4-5	8/2.7	4	7	1	2	50/16.7
Seton Hall	4-3	93/23.3	14-30	12-27	15-17	7/1.8	1	8	0	1	55/13.8
South Florida	3-3	105/35.0	16-40	9-31	8-11	11/3.7	10	10	0	4	49/16.3
Syracuse	6-4	170/28.3	18-42	17-39	9-10	11/1.8	22	16	1	1	62/10.3
Villanova	6-6	203/33.8	19-40	16-32	19-21	15/2.5	13	14	1	2	73/12.2
West Virginia	5-4	141/28.2	18-39	17-35	6-7	12/2.4	5	4	2	3	59/11.8

### Luke Harangody's Career Stats vs. The BIG EAST

Opponent	G-GS Min.		3Pt.			Reb.	A	PF	BS	ST	Pts.
			FG- FGA	FG- FGA	FT- FTA						
Cincinnati	1-1	27/27.0	5-8	0-0	1-2	8/8.0	4	2	0	1	11/11.0
Connecticut	0-0	0/0.0	0-0	0-0	0-0	0/0.0	0	0	0	0	0/0.0
DePaul	2-2	43/21.5	7-22	0-0	4-6	16/8.0	3	2	0	3	18/9.0
Georgetown	1-0	14/14.0	1-4	0-0	3-4	3/3.0	0	4	0	2	5/5.0
Louisville	1-0	21/21.0	7-11	0-0	1-1	6/6.0	0	1	0	0	15/15.0
Marquette	1-1	29/29.0	6-12	1-1	8-11	7/7.0	7	2	0	2	21/21.0
Pittsburgh	0-0	0/0.0	0-0	0-0	0-0	0/0.0	0	0	0	0	0/0.0
Providence	1-1	12/12.0	3-5	0-0	0-0	2/2.0	1	4	0	0	6/6.0
Rutgers	1-1	28/28.0	4-13	0-0	2-3	7/7.0	1	4	1	2	10/10.0
St. John's	1-1	12/12.0	0-2	0-0	1-2	3/3.0	0	3	0	0	1/1.0
Seton Hall	1-1	22/22.0	5-11	0-0	2-4	5/5.0	1	3	1	0	12/12.0
South Florida	2-2	41/20.5	5-13	0-0	4-5	14/7.0	1	7	1	0	14/7.0
Syracuse	1-1	30/30.0	8-19	0-0	5-6	13/13.0	4	1	1	0	21/21.0
Villanova	2-2	56/28.0	6-14	0-0	5-6	11/5.5	1	6	2	2	17/8.5
West Virginia	1-0	19/19.0	4-7	0-0	3-4	5/5.0	1	0	0	0	11/11.0

### Joe Harden's Career Stats vs. The BIG EAST

Opponent	G-GS Min.		3Pt.			Reb.	A	PF	BS	ST	Pts.
			FG- FGA	FG- FGA	FT- FTA						
Cincinnati	0-0	0/0.0	0-0	0-0	0-0	0/0.0	0	0	0	0	0/0.0
Connecticut	0-0	0/0.0	0-0	0-0	0-0	0/0.0	0	0	0	0	0/0.0
DePaul	1-0	2/2.0	0-0	0-0	0-0	0/0.0	0	0	0	0	0/0.0
Georgetown	1-0	3/2.0	1-1	0-0	0-0	0/0.0	0	0	0	0	2/2.0
Louisville	0-0	0/0.0	0-0	0-0	0-0	0/0.0	0	0	0	0	0/0.0
Marquette	0-0	0/0.0	0-0	0-0	0-0	0/0.0	0	0	0	0	0/0.0
Pittsburgh	0-0	0/0.0	0-0	0-0	0-0	0/0.0	0	0	0	0	0/0.0
Providence	0-0	0/0.0	0-0	0-0	0-0	0/0.0	0	0	0	0	0/0.0
Rutgers	1-0	1/1.0	0-0	0-0	0-0	0/0.0	0	0	0	0	0/0.0
St. John's	0-0	0/0.0	0-0	0-0	0-0	0/0.0	0	0	0	0	0/0.0
Seton Hall	0-0	0/0.0	0-0	0-0	0-0	0/0.0	0	0	0	0	0/0.0
South Florida	1-0	3/3.0	1-2	1-1	0-0	0/0.0	0	0	0	0	3/3.0
Syracuse	0-0	0/0.0	0-0	0-0	0-0	0/0.0	0	0	0	0	0/0.0
Villanova	1-0	0/0.0	0-0	0-0	0-0	1/1.0	0	0	0	0	0/0.0
West Virginia	0-0	0/0.0	0-0	0-0	0-0	0/0.0	0	0	0	0	0/0.0

### Zach Hillesland's Career Stats vs. The BIG EAST

Opponent	G-GS Min.		3Pt.			Reb.	A	PF	BS	ST	Pts.
			FG- FGA	FG- FGA	FT- FTA						
Cincinnati	1-0	19/19.0	3-5	0-0	1-2	3/3.0	3	5	0	1	7/7.0
Connecticut	0-0	0/0.0	0-0	0-0	0-0	0/0.0	0	0	0	0	0/0.0
DePaul	2-0	32/16.0	2-6	0-0	0-0	4/2.0	5	4	1	2	4/2.0
Georgetown	1-0	22/22.0	3-5	0-0	1-2	7/7.0	0	2	0	2	7/7.0
Louisville	1-0	9/9.0	2-2	0-0	2-3	2/2.0	1	0	0	1	6/6.0
Marquette	2-0	22/11.0	2-3	0-0	1-4	5/2.5	2	4	1	1	5/2.5
Pittsburgh	1-0	1/1.0	0-0	0-0	0-0	0/0.0	0	0	0	0	0/0.0
Providence	2-0	36/18.0	7-11	0-0	0-3	8/4.0	3	3	0	2	14/7.0
Rutgers	2-0	23/11.5	2-4	0-0	0-0	8/4.0	3	4	0	0	4/2.0
St. John's	1-0	32/32.0	3-8	0-0	0-3	6/6.0	1	2	0	1	6/6.0
Seton Hall	2-0	25/12.5	6-10	0-0	0-1	10/5.0	8	1	1	2	12/6.0
South Florida	2-1	40/20.0	5-8	0-0	3-4	6/3.0	6	5	3	1	13/6.5
Syracuse	1-1	34/34.0	4-7	0-0	6-6	10/10.0	6	4	1	1	14/14.0
Villanova	2-0	37/18.5	1-7	0-0	6-9	9/4.5	2	7	1	1	8/4.0
West Virginia	1-0	14/14.0	1-1	0-0	0-0	3/3.0	3	0	0	0	2/2.0



## BIG EAST Career Statistics

### Tory Jackson's Career Stats vs. The BIG EAST

Opponent	G-GS Min.		3Pt.			Reb.	A	PF	BS	ST	Pts.
			FG- FGA	FG- FGA	FT- FTA						
Cincinnati	1-1	34/34.0	3-9	2-4	2-2	2/2.0	6	3	0	0	10/10.0
Connecticut	0-0	0/0.0	0-0	0-0	0-0	0/0.0	0	0	0	0	0/0.0
DePaul	2-2	76/38.0	11-18	1-3	2-4	13/6.5	9	2	0	2	25/12.5
Georgetown	1-1	34/34.0	2-8	1-3	0-0	4/4.0	3	3	0	0	5/5.0
Louisville	1-1	35/35.0	5-8	0-2	4-7	5/5.0	4	2	0	3	14/14.0
Marquette	1-1	40/40.0	6-12	1-1	8-11	7/2.0	7	2	0	2	21/21.0
Pittsburgh	0-0	0/0.0	0-0	0-0	0-0	0/0.0	0	0	0	0	0/0.0
Providence	1-1	35/35.0	3-7	1-3	3-4	1/1.0	4	4	1	4	10/10.0
Rutgers	1-1	37/37.0	1-5	0-2	4-4	6/6.0	9	3	0	1	6/6.0
St. John's	1-1	38/38.0	3-9	0-1	0-2	2/2.0	8	2	0	4	6/6.0
Seton Hall	1-1	36/36.0	2-6	0-1	0-0	4/4.0	5	4	0	1	4/4.0
South Florida	2-2	68/34.0	7-17	0-2	3-7	9/4.4	16	8	0	2	17/8.5
Syracuse	1-1	35/35.0	4-8	0-2	11-14	3/3.0	7	3	0	3	19/19.0
Villanova	2-2	65/32.5	3-12	1-6	6-6	4/2.0	12	7	0	4	13/6.5
West Virginia	1-1	26/26.0	0-2	0-1	0-0	2/2.0	6	1	0	3	0/0.0

### Rob Kurz' Career Stats vs. The BIG EAST

Opponent	G-GS Min.		3Pt.			Reb.	A	PF	BS	ST	Pts.
			FG- FGA	FG- FGA	FT- FTA						
Cincinnati	1-1	29/29.0	1-3	0-0	3-5	7/7.0	0	3	0	0	5/5.0
Connecticut	2-0	27/13.5	2-5	2-2	0-2	7/3.5	0	2	0	1	6/6.0
DePaul	4-2	112/28.0	15-24	7-8	5-8	25/6.3	7	7	4	3	42/10.5
Georgetown	4-3	101/25.3	10-24	4-8	7-10	23/5.8	3	7	4	2	31/7.8
Louisville	2-1	47/23.5	2-11	1-4	8-10	13/6.5	7	8	3	0	13/6.5
Marquette	3-2	80/26.7	7-19	0-4	2-3	10/3.3	1	5	3	1	16/5.3
Pittsburgh	1-0	15/15.0	2-2	0-0	2-2	2/2.0	0	3	0	0	6/6.0
Providence	4-2	77/19.3	10-23	0-3	5-12	19/4.8	1	7	5	1	28/7.0
Rutgers	2-1	40/20.0	5-9	1-1	4-5	8/4.0	3	5	1	0	15/7.5
St. John's	1-1	27/27.0	1-8	0-3	5-6	9/9.0	0	3	2	1	7/7.0
Seton Hall	2-1	46/23.0	5-7	1-2	15-19	10/5.0	2	6	3	0	26/13.0
South Florida	3-1	75/25.0	8-16	3-3	12-14	22/7.3	1	7	7	2	31/10.3
Syracuse	1-1	25/25.0	4-12	0-0	7-9	5/5.0	0	0	1	0	15/15.0
Villanova	3-3	67/22.3	7-19	0-3	7-10	21/7.0	0	9	2	3	21/7.0
West Virginia	3-1	42/14.0	2-5	0-0	4-7	12/4.0	1	3	1	0	8/2.7

### Jonathan Peoples' Career Stats vs. The BIG EAST

Opponent	G-GS Min.		3Pt.			Reb.	A	PF	BS	ST	Pts.
			FG- FGA	FG- FGA	FT- FTA						
Cincinnati	1-0	6/6.0	2-2	1-1	0-0	0/0.0	1	1	0	0	5/5.0
Connecticut	0-0	0/0.0	0-0	0-0	0-0	0/0.0	0	0	0	0	0/0.0
DePaul	2-0	3/2.0	0-0	0-0	0-0	1/0.5	1	0	0	0	0/0.0
Georgetown	1-0	11/11.0	2-4	1-2	0-0	1/1.0	0	0	0	0	5/5.0
Louisville	1-0	0/0.0	0-0	0-0	0-0	0/0.0	0	0	0	1	0/0.0
Marquette	1-0	1/0.0	0-0	0-0	0-0	0/0.0	0	0	0	0	0/0.0
Pittsburgh	0-0	0/0.0	0-0	0-0	0-0	0/0.0	0	0	0	0	0/0.0
Providence	1-0	4/4.0	0-0	0-0	0-0	0/0.0	0	0	0	0	0/0.0
Rutgers	1-0	3/3.0	0-0	0-0	0-0	0/0.0	1	0	0	0	0/0.0
St. John's	1-0	4/4.0	0-1	0-1	0-0	0/0.0	0	0	0	1	0/0.0
Seton Hall	1-0	19/19.0	2-2	2-2	3-4	1/1.0	3	1	0	0	9/9.0
South Florida	2-0	16/8.0	1-4	0-1	0-0	5/2.5	3	2	1	0	2/1.0
Syracuse	1-0	4/4.0	1-2	1-1	0-0	1/1.0	2	0	0	0	3/3.0
Villanova	2-0	18/9.0	0-3	0-2	0-0	1/0.5	0	1	0	3	0/0.0
West Virginia	1-0	14/14.0	1-1	0-0	0-0	3/3.0	3	1	0	1	2/2.0

### Luke Zeller's Career Stats vs. The BIG EAST

Opponent	G-GS Min.		3Pt.			Reb.	A	PF	BS	ST	Pts.
			FG- FGA	FG- FGA	FT- FTA						
Cincinnati	1-0	4/4.0	0-0	0-0	0-0	0/0.0	0	1	0	0	0/0.0
Connecticut	1-0	6/6.0	2-4	1-3	0-0	2/2.0	0	0	0	0	5/5.0
DePaul	3-1	39/9.8	0-5	0-4	1-2	10/5.0	2	5	0	3	1/0.3
Georgetown	3-1	29/9.7	1-5	0-3	1-2	3/1.0	1	4	0	1	3/1.0
Louisville	2-1	25/12.5	4-8	2-5	0-0	7/3.5	2	5	0	0	10/5.0
Marquette	3-0	12/4.0	1-3	1-2	0-0	3/1.0	0	2	0	0	0/0.0
Pittsburgh	1-1	38/38.0	4-12	3-10	0-0	5/5.0	3	3	1	0	11/11.0
Providence	2-0	16/8.0	0-2	0-1	0-0	1/0.5	3	2	0	0	0/0.0
Rutgers	2-0	8/4.0	1-1	0-0	0-0	2/1.0	0	2	0	0	2/1.0
St. John's	1-0	9/9.0	0-1	0-1	0-0	1/1.0	0	3	0	0	0/0.0
Seton Hall	2-0	6/3.0	1-2	0-1	0-0	0/0.0	1	1	0	0	2/0.5
South Florida	3-0	32/10.7	3-8	1-6	0-0	8/2.7	1	0	1	0	7/2.3
Syracuse	2-0	37/18.5	4-11	3-6	0-0	10/5.0	2	4	3	0	11/5.5
Villanova	3-0	29/9.7	5-12	3-9	1-2	3/1.0	0	5	0	0	14/4.7
West Virginia	2-2	18/9.0	1-2	0-1	0-0	2/1.0	2	1	1	0	2/1.0

## Career/Season Highs

### Ryan Ayers

#### Points:

Career: 12 vs. Cincinnati (2-18-07)

Season: 12 vs. Cincinnati (2-18-07)

#### Field Goals:

Career: 4 vs. Cincinnati (2-18-07)

Season: 4 vs. Cincinnati (2-18-07)

#### Field Goals Attempted:

Career: 6 vs. Niagara (12-21-05)

Season: 4 on seven occasions

#### Field-Goal Percentage:

Career: 1.000 on five occasions

Season: 1.000 on five occasions

#### Three-Point Field Goals:

Career: 4 vs. Cincinnati (2-18-07)

Season: 4 vs. Cincinnati (2-18-07)

#### Three-Point Field Goals Attempted:

Career: 4 vs. Niagara (12-21-05) and Cincinnati (2-18-07)

Season: 4 vs. Cincinnati (2-18-07)

#### Three-Point Field Goal Percentage:

Career: 1.000 on seven occasions

Season: 1.000 on five occasions

#### Free Throws:

Career: 3 vs. Stony Brook (12-30-06)

Season: 3 vs. Stony Brook (12-30-06)

#### Free Throws Attempted:

Career: 4 vs. Stony Brook (12-30-06)

Season: 4 vs. Stony Brook (12-30-06)

#### Free-Throw Percentage:

Career: 1.000 on five occasions

Season: 1.000 on three occasions

#### Rebounds:

Career: 7 vs. Winston-Salem St. (11-29-06)

Season: 7 vs. Winston-Salem St. (11-29-06)

#### Assists:

Career: 2 on four occasions

Season: 2 on four occasions

#### Blocked Shots:

Career: 1 on five occasions

Season: 1 on four occasions

#### Steals:

Career: 2 on three occasions

Season: 2 vs. Lafayette (11-14-06) and Winston-Salem St. (11-29-06)

#### Minutes:

Career: 34 vs. Michigan (3-20-06)

Season: 30 vs. Cincinnati (2-18-07)

### Russell Carter

#### Points:

Career: 32 vs. St. John's (1-23-07)

Season: 32 vs. St. John's (1-23-07)

#### Field Goals:

Career: 10 vs. St. John's (1-23-07)

Season: 10 vs. St. John's (1-23-07)

#### Field Goals Attempted:

Career: 20 vs. St. John's (1-23-07)

Season: 20 vs. St. John's (1-23-07)

#### Field-Goal Percentage:

Career: 1.000 on five occasions

Season: .667 vs. Lafayette (11-14-06)

#### Three-Point Field Goals:

Career: 7 vs. Stony Brook (12-30-06)

Season: 7 vs. Stony Brook (12-30-06)

#### Three-Point Field Goals Attempted:

Career: 11 on three occasions

Season: 11 on three occasions

#### Three-Point Field Goal Percentage:

Career: 1.000 on eight occasions

Season: .714 vs. Elon (12-16-06)

#### Free Throws:

Career: 9 vs. Providence (3-1-06)

Season: 8 vs. St. John's (1-23-07)

#### Free Throws Attempted:

Career: 11 vs. Providence (3-1-06)

Season: 10 vs. St. John's (1-23-07)

#### Free-Throw Percentage:

Career: 1.000 on 12 occasions

Season: 1.000 on six occasions

#### Rebounds:

Career: 14 vs. IPFW (12-18-05)

Season: 10 vs. Seton Hall (1-14-07)

#### Assists:

Career: 5 vs. Rider (12-27-06)

Season: 5 vs. Rider (12-27-06)

#### Blocked Shots:

Career: 2 vs. Villanova (1-17-07) and (1-27-07)

Season: 2 vs. Villanova (1-17-07) and 1-27-07

#### Steals:

Career: 6 vs. IPFW (12-18-05)

Season: 5 vs. Alabama (12-7-06) and Rider (12-27-06)

#### Minutes:

Career: 41 vs. Pittsburgh (1-4-06)

Season: 39 vs. St. John's (1-23-07)

### Colin Falls

#### Points:

Career: 32 vs. Seton Hall (2-18-06)

Season: 26 vs. South Florida (2-3-07)

#### Field Goals:

Career: 10 vs. Seton Hall (2-18-06) and South Florida (2-3-07)

Season: 10 vs. South Florida (2-3-07)

#### Field Goals Attempted:

Career: 19 vs. Connecticut (2-21-06)

Season: 18 vs. South Florida (2-3-07)

#### Field-Goal Percentage:

Career: 1.000 on four occasions

Season: .818 vs. Army (12-21-06)

#### Three-Point Field Goals:

Career: 8 vs. Pittsburgh (3-5-05) and Seton Hall (2-18-06)

Season: 6 vs. Army (12-21-06) and South Florida (2-3-07)

#### Three-Point Field Goals Attempted:

Career: 15 vs. Seton Hall (2-18-06)

Season: 12 vs. St. John's (1-23-07)

#### Three-Point Field Goal Percentage:

Career: 1.000 on three occasions

Season: .750 vs. Army (12-21-06)

#### Free Throws:

Career: 12 vs. Alabama (12-7-06)

Season: 12 vs. Alabama (12-7-06)

#### Free Throws Attempted:

Career: 13 vs. Alabama (12-7-06)

Season: 13 vs. Alabama (12-7-06)

#### Free-Throw Percentage:

Career: 1.000 on 32 occasions

Season: 1.000 on eight occasions

#### Rebounds:

Career: 8 vs. Marquette (2-24-07)

Season: 8 vs. Marquette (2-24-07)

#### Assists:

Career: 10 vs. Syracuse (1-11-06)

Season: 5 vs. Louisville (1-3-07) and South Florida (1-21-07)

#### Blocked Shots:

Career: 2 vs. DePaul (1-7-06) and West Virginia (1-9-07)

Season: 1 vs. on three occasions

#### Steals:

Career: 3 on five occasions

Season: 3 vs. Georgetown (1-6-07) and South Florida (1-21-07)

#### Minutes:

Career: 47 vs. Georgetown (1-24-06)

Season: 40 on four occasions

### Luke Harangody

#### Points:

Career: 22 vs. Marquette (2-24-07)

#### Field Goals:

Career: 8 vs. Rider (12-28-06) and Syracuse (1-30-07)

#### Field Goals Attempted:

Career: 20 vs. Marquette (2-24-07)

#### Field-Goal Percentage:

Career: .778 vs. The Citadel (11-19-06)

#### Three-Point Field Goals:

Career: -

#### Three-Point Field Goals Attempted:

Career: -

#### Three-Point Field Goal Percentage:

Career: -

#### Free Throws:

Career: 8 vs. Portland (12-19-06) and Marquette (2-24-07)

#### Free Throws Attempted:

Career: 9 vs. Portland (12-19-06) and Marquette (2-24-07)

#### Free-Throw Percentage:

Career: 1.000 on 10 occasions

#### Rebounds:

Career: 13 vs. Syracuse (1-30-07) and Marquette (2-24-07)

#### Assists:

Career: 4 vs. Army (12-21-06),

#### Blocked Shots:

Career: 2 vs. Winston-Salem St. (11-29-06) and Villanova (1-27-07)

#### Steals:

Career: 3 on three occasions

#### Minutes:

Career: 30 vs. Syracuse (1-30-07)

### Joe Harden

#### Points:

Career: 4 vs. Elon (12-16-06) and Stony Brook (12-30-06)

#### Field Goals:

Career: 2 vs. Stony Brook (12-30-06)

#### Field Goals Attempted:

Career: 3 vs. Elon (12-16-06) and Stony Brook (12-30-06)

#### Field-Goal Percentage:

Career: 1.000 vs. Georgetown (1-6-07)

#### Three-Point Field Goals:

Career: 1 vs. South Florida (1-21-07)

#### Three-Point Field Goals Attempted:

Career: 1 on four occasions

#### Three-Point Field Goal Percentage:

Career: 1.000 vs. South Florida (1-21-07)

#### Free Throws:

Career: 2 vs. IPFW (11-10-06) and Elon (12-16-06)

#### Free Throws Attempted:

Career: 2 vs. IPFW (11-10-06) and Elon (12-16-06)

#### Free-Throw Percentage:

Career: 1.000 vs. IPFW (11-10-06) and Elon (12-16-06)

#### Rebounds:

Career: 4 vs. Army (12-21-06)

#### Assists:

Career: 2 vs. Rider (12-28-06)

#### Blocked Shots:

Career: 1 vs. Winston-Salem St. (11-29-06)

#### Steals:

Career: -

#### Minutes:

Career: 8 vs. Army (12-21-06)

### Zach Hillesland

#### Points:

Career: 14 vs. Syracuse (1-30-07) and Providence (2-15-07)

Season: 14 vs. Syracuse (1-30-07) and Providence (2-15-07)

## Career/Season Highs

### Field Goals:

Career: 7 vs. Providence (2-15-07)

Season: 7 vs. Providence (2-15-07)

### Field Goals Attempted:

Career: 11 vs. Providence (2-15-07)

Season: 11 vs. Providence (2-15-07)

### Field-Goal Percentage:

Career: 1.000 on eight occasions

Season: 1.000 on six occasions

### Three-Point Field Goals:

Career: —

### Three-Point Field Goals Attempted:

Career: —

### Three-Point Field Goal Percentage:

Career: —

### Free Throws:

Career: 6 vs. Syracuse (1-30-07)

Season: 6 vs. Syracuse (1-30-07)

### Free Throws Attempted:

Career: 6 vs. Stony Brook (12-30-06) and

Syracuse (1-30-07)

Season: 6 vs. Stony Brook (12-30-06) and

Syracuse (1-30-07)

### Free-Throw Percentage:

Career: 1.000 on five occasions

Season: 1.000 on four occasions

### Rebounds:

Career: 12 vs. IPFW (11-10-06)

Season: 12 vs. IPFW (11-10-06)

### Assists:

Career: 8 vs. Seton Hall (1-14-07)

Season: 8 vs. Seton Hall (1-14-07)

### Blocked Shots:

Career: 2 vs. South Florida (1-21-07)

Season: 2 vs. South Florida (1-21-07)

### Steals:

Career: 3 vs. Lafayette (11-14-06)

Season: 3 vs. Lafayette (11-14-06)

### Minutes:

Career: 34 vs. Syracuse (1-30-07) and Providence (2-15-07)

Season: 34 vs. Syracuse (1-30-07) and Providence (2-15-07)

### Tory Jackson

#### Points:

Career: 21 vs. Marquette (2-24-07)

#### Field Goals:

Career: 6 vs. DePaul (2-20-07) and Marquette (2-24-07)

#### Field Goals Attempted:

Career: 12 vs. Marquette (2-24-07)

#### Field-Goal Percentage:

Career: 1.00 vs. Lehigh (11-27-06) and Rider (11-28-06)

#### Three-Point Field Goals:

Career: 2 vs. Cincinnati (2-18-07)

#### Three-Point Field Goals Attempted:

Career: 4 vs. Elon (12-16-06) and Cincinnati (2-18-07)

#### Three-Point Field Goal Percentage:

Career: 1.000 on three occasions

#### Free Throws:

Career: 11 vs. Syracuse (1-30-07)

#### Free Throws Attempted:

Career: 14 vs. Syracuse (1-30-07)

#### Free-Throw Percentage:

Career: 1.000 on five occasions

#### Rebounds:

Career: 9 vs. DePaul (2-20-07)

#### Assists:

Career: 11 vs. South Florida (2-3-07)

#### Blocked Shots:

Career: 1 vs. Providence (2-15-07)

#### Steals:

Career: 5 vs. Winston-Salem St. (11-29-06) and Maryland (12-3-06)

### Minutes:

Career: 40 vs. Marquette (2-24-07)

### Rob Kurz

#### Points:

Career: 25 vs. Lehigh (11-27-06)

Season: 25 vs. Lehigh (11-27-06)

#### Field Goals:

Career: 8 vs. Lafayette (11-20-05)

Season: 7 vs. Lafayette (11-14-06)

#### Field Goals Attempted:

Career: 13 vs. Alabama (12-7-06) and DePaul (2-8-07)

Season: 13 vs. Alabama (12-7-06) and DePaul (2-8-07)

#### Field-Goal Percentage:

Career: 1.000 on four occasions

Season: 1.000 (5-5) vs. Winston-Salem St. (11-29-06)

#### Three-Point Field Goals:

Career: 3 vs. Georgetown (3-8-06) and DePaul (2-20-07)

Season: 3 vs. DePaul (3-20-07)

#### Three-Point Field Goals Attempted:

Career: 4 vs. Georgetown (3-8-06)

Season: 3 vs. DePaul (3-20-07)

#### Three-Point Field Goal Percentage:

Career: 1.000 on seven occasions

Season: 1.000 on five occasions

#### Free Throws:

Career: 12 vs. Lehigh (11-27-06)

Season: 12 vs. Lehigh (11-27-06)

#### Free Throws Attempted:

Career: 13 vs. Lehigh (11-27-06) and Rider (12-28-06)

Season: 13 vs. Lehigh (11-27-06) and Rider (12-28-06)

#### Free-Throw Percentage:

Career: 1.000 on 16 occasions

Season: 1.000 on seven occasions

#### Rebounds:

Career: 12 on three occasions

Season: 12 on three occasions

#### Assists:

Career: 7 vs. Elon (12-16-06)

Season: 7 vs. Elon (12-16-06)

#### Blocked Shots:

Career: 5 vs. Wofford (12-30-05)

Season: 4 vs. Elon (12-16-06) and South Florida (1-21-07)

#### Steals:

Career: 3 on three occasions

Season: 3 on three occasions

#### Minutes:

Career: 43 vs. Georgetown (1-24-06)

Season: 37 vs. DePaul (2-8-07)

### Jonathan Peoples

#### Points:

Career: 9 vs. Seton Hall (1-14-07)

#### Field Goals:

Career: 2 on five occasions

#### Field Goals Attempted:

Career: 4 on three occasions

#### Field-Goal Percentage:

Career: 1.000 on six occasions

#### Three-Point Field Goals:

Career: 2 vs. Seton Hall (1-14-07)

#### Three-Point Field Goals Attempted:

Career: 2 vs. Army (12-21-06) and Seton Hall (1-14-07)

#### Three-Point Field Goal Percentage:

Career: 1.000 on five occasions

#### Free Throws:

Career: 3 vs. Lafayette (11-14-06) and Seton Hall (1-14-07)

### Free Throws Attempted:

Career: 4 vs. Lafayette (11-14-06) and Seton Hall (1-14-07)

### Free-Throw Percentage:

Career: 1.000 vs. IPFW (11-10-06) and Winston-Salem St. (11-29-06)

### Rebounds:

Career: 5 vs. South Florida (1-21-07)

### Assists:

Career: 3 vs. West Virginia (1-9-07) and Seton Hall (1-14-07)

### Blocked Shots:

Career: 1 vs. South Florida (1-21-07)

### Steals:

Career: 3 vs. Villanova (1-17-07)

### Minutes:

Career: 19 vs. Seton Hall (1-14-07)

### Luke Zeller

#### Points:

Career: 14 vs. Elon (12-16-06)

Season: 14 vs. Elon (12-16-06)

#### Field Goals:

Career: 5 vs. The Citadel (11-19-06) and Elon (12-16-06)

Season: 5 vs. The Citadel (11-14-06) and Elon (12-16-06)

#### Field Goals Attempted:

Career: 12 vs. Pittsburgh (1-4-06)

Season: 7 vs. Elon (12-16-06)

#### Field-Goal Percentage:

Career: 1.000 on seven occasions

Season: 1.000 on six occasions

#### Three-Point Field Goals:

Career: 3 on three occasions

Season: 3 vs. Elon (12-16-06)

#### Three-Point Field Goals Attempted:

Career: 10 vs. Pittsburgh (1-4-06)

Season: 4 vs. Elon (12-16-06) and Villanova (1-17-07)

#### Three-Point Field Goal Percentage:

Career: 1.000 on five occasions

Season: 1.000 on five occasions

#### Free Throws:

Career: 4 vs. Florida International (12-10-05)

Season: 2 vs. Butler (11-13-06) and Lehigh (11-27-06)

#### Free Throws Attempted:

Career: 4 vs. Florida International (12-10-05) and Lehigh (11-27-06)

Season: 4 vs. Lehigh (11-27-06)

#### Free-Throw Percentage:

Career: 1.000 on four occasions

Season: 1.000 on three occasions

#### Rebounds:

Career: 9 on three occasions

Season: 4 on seven occasions

#### Assists:

Career: 3 on four occasions

Season: 3 vs. The Citadel (11-19-06)

#### Blocked Shots:

Career: 2 on three occasions

Season: 2 vs. Alabama (12-7-06) and Army (12-21-06)

#### Steals:

Career: 2 vs. IPFW (11-10-06) and DePaul (2-20-07)

Season: 2 vs. IPFW (11-10-06) and DePaul (2-20-07)

#### Minutes:

Career: 38 vs. Pittsburgh (1-4-06)

Season: 23 vs. Lafayette (11-14-06) and The Citadel (11-19-06)

## 2006-07 Game-By-Game Statistics

Opponent	Overall		3-Point		FT-A	Pct.	O-D-Tot.	PF	A	TO	B	S	Pts
	FG-A	Pct.	FG-A	Pct.									
IPFW	17-62	.274	5-21	.238	10-15	.667	9-19-28	23	9	14	1	5	49
<b>Notre Dame</b>	<b>34-63</b>	<b>.540</b>	<b>5-20</b>	<b>.250</b>	<b>19-28</b>	<b>.679</b>	<b>14-40-54</b>	<b>21</b>	<b>17</b>	<b>12</b>	<b>1</b>	<b>9</b>	<b>92</b>
Butler	28-57	.491	11-28	.393	4-5	.667	7-19-26	15	18	9	3	7	71
<b>Notre Dame</b>	<b>25-52</b>	<b>.481</b>	<b>10-17</b>	<b>.588</b>	<b>9-12</b>	<b>.750</b>	<b>10-24-34</b>	<b>11</b>	<b>14</b>	<b>14</b>	<b>2</b>	<b>4</b>	<b>69</b>
Lafayette	18-43	.419	6-18	.333	18-23	.783	4-19-23	23	15	26	1	7	60
<b>Notre Dame</b>	<b>35-60</b>	<b>.583</b>	<b>8-17</b>	<b>.471</b>	<b>14-25</b>	<b>.560</b>	<b>11-24-35</b>	<b>23</b>	<b>28</b>	<b>15</b>	<b>4</b>	<b>15</b>	<b>92</b>
The Citadel	19-55	.345	7-18	.389	5-6	.833	6-28-34	19	14	19	0	6	50
<b>Notre Dame</b>	<b>27-62</b>	<b>.435</b>	<b>8-26</b>	<b>.308</b>	<b>12-16</b>	<b>.750</b>	<b>10-30-40</b>	<b>11</b>	<b>21</b>	<b>13</b>	<b>5</b>	<b>9</b>	<b>74</b>
Lehigh	33-58	.569	14-19	.737	7-9	.778	6-18-24	24	18	18	2	7	87
<b>Notre Dame</b>	<b>30-55</b>	<b>.545</b>	<b>7-20</b>	<b>.350</b>	<b>26-33</b>	<b>.788</b>	<b>12-20-32</b>	<b>14</b>	<b>17</b>	<b>13</b>	<b>1</b>	<b>12</b>	<b>93</b>
Winston-Salem	14-46	.304	3-16	.188	14-20	.700	6-13-19	15	7	18	1	6	45
<b>Notre Dame</b>	<b>32-56</b>	<b>.571</b>	<b>8-22</b>	<b>.364</b>	<b>18-19</b>	<b>.947</b>	<b>12-29-41</b>	<b>20</b>	<b>24</b>	<b>14</b>	<b>6</b>	<b>13</b>	<b>90</b>
Maryland	25-59	.424	6-18	.333	18-28	.643	9-31-40	22	13	19	6	11	74
<b>Notre Dame</b>	<b>25-58</b>	<b>.431</b>	<b>6-18</b>	<b>.333</b>	<b>22-30</b>	<b>.733</b>	<b>10-27-37</b>	<b>21</b>	<b>11</b>	<b>18</b>	<b>2</b>	<b>14</b>	<b>81</b>
Alabama	29-69	.420	9-24	.375	18-23	.783	21-24-45	19	15	16	6	4	85
<b>Notre Dame</b>	<b>32-62</b>	<b>.516</b>	<b>12-28</b>	<b>.429</b>	<b>23-30</b>	<b>.429</b>	<b>9-23-32</b>	<b>21</b>	<b>18</b>	<b>10</b>	<b>5</b>	<b>10</b>	<b>99</b>
Elon	25-69	.362	6-22	.273	7-9	.778	11-19-30	25	13	12	2	7	63
<b>Notre Dame</b>	<b>27-61</b>	<b>.443</b>	<b>10-24</b>	<b>.417</b>	<b>30-38</b>	<b>.789</b>	<b>20-35-55</b>	<b>15</b>	<b>22</b>	<b>13</b>	<b>5</b>	<b>8</b>	<b>94</b>
Portland	27-54	.500	6-10	.600	9-12	.750	11-20-31	25	18	19	3	1	69
<b>Notre Dame</b>	<b>22-54</b>	<b>.407</b>	<b>8-20</b>	<b>.400</b>	<b>34-42</b>	<b>.810</b>	<b>15-19-34</b>	<b>16</b>	<b>12</b>	<b>10</b>	<b>3</b>	<b>10</b>	<b>86</b>
Army	16-46	.368	3-14	.214	12-19	.632	5-17-22	22	14	16	5	4	47
<b>Notre Dame</b>	<b>22-54</b>	<b>.407</b>	<b>8-20</b>	<b>.400</b>	<b>11-18</b>	<b>.611</b>	<b>15-30-45</b>	<b>20</b>	<b>27</b>	<b>14</b>	<b>3</b>	<b>8</b>	<b>88</b>
Rider	18-58	.310	2-17	.214	13-21	.310	10-24-34	19	9	16	0	4	51
<b>Notre Dame</b>	<b>34-66</b>	<b>.515</b>	<b>13-31</b>	<b>.419</b>	<b>20-27</b>	<b>.741</b>	<b>11-33-44</b>	<b>20</b>	<b>23</b>	<b>10</b>	<b>4</b>	<b>12</b>	<b>101</b>
Stony Brook	23-55	.434	5-14	.357	15-23	.652	7-19-26	30	12	19	4	9	66
<b>Notre Dame</b>	<b>27-53</b>	<b>.509</b>	<b>15-28</b>	<b>.536</b>	<b>26-32</b>	<b>.813</b>	<b>12-26-38</b>	<b>20</b>	<b>19</b>	<b>18</b>	<b>4</b>	<b>8</b>	<b>95</b>
Louisville	22-52	.423	7-21	.333	11-17	.647	12-19-31	17	15	15	4	3	62
<b>Notre Dame</b>	<b>29-62</b>	<b>.468</b>	<b>6-20</b>	<b>.300</b>	<b>14-19</b>	<b>.737</b>	<b>15-21-36</b>	<b>14</b>	<b>18</b>	<b>9</b>	<b>3</b>	<b>10</b>	<b>78</b>
Georgetown	25-44	.568	10-20	.500	6-13	.462	6-25-31	17	17	17	4	8	66
<b>Notre Dame</b>	<b>16-52</b>	<b>.308</b>	<b>4-22</b>	<b>.182</b>	<b>12-15</b>	<b>.800</b>	<b>12-18-30</b>	<b>20</b>	<b>8</b>	<b>15</b>	<b>0</b>	<b>10</b>	<b>48</b>
West Virginia	23-61	.535	10-26	.385	2-7	.286	16-17-33	15	16	11	1	7	58
<b>Notre Dame</b>	<b>23-43</b>	<b>.377</b>	<b>5-15</b>	<b>.333</b>	<b>10-16</b>	<b>.625</b>	<b>6-24-30</b>	<b>11</b>	<b>18</b>	<b>16</b>	<b>4</b>	<b>7</b>	<b>61</b>
Seton Hall	25-70	.357	5-18	.278	21-23	.913	15-22-37	23	11	8	0	9	76
<b>Notre Dame</b>	<b>31-58</b>	<b>.534</b>	<b>10-20</b>	<b>.500</b>	<b>16-23</b>	<b>.696</b>	<b>11-31-42</b>	<b>20</b>	<b>23</b>	<b>15</b>	<b>5</b>	<b>3</b>	<b>88</b>
Villanova	34-60	.567	10-21	.476	24-28	.857	16-24-40	17	22	16	5	11	102
<b>Notre Dame</b>	<b>28-66</b>	<b>.424</b>	<b>15-34</b>	<b>.441</b>	<b>16-18</b>	<b>.889</b>	<b>14-12-26</b>	<b>22</b>	<b>18</b>	<b>13</b>	<b>4</b>	<b>10</b>	<b>87</b>
USF	21-51	.412	3-9	.333	13-25	.520	7-23-30	15	13	15	4	9	58
<b>Notre Dame</b>	<b>29-64</b>	<b>.453</b>	<b>7-21</b>	<b>.333</b>	<b>17-21</b>	<b>.810</b>	<b>15-30-45</b>	<b>19</b>	<b>19</b>	<b>12</b>	<b>8</b>	<b>8</b>	<b>82</b>
St. John's	25-57	.439	9-23	.391	12-17	.706	14-27-41	21	14	19	7	8	71
<b>Notre Dame</b>	<b>22-62</b>	<b>.355</b>	<b>9-27</b>	<b>.333</b>	<b>15-25</b>	<b>.600</b>	<b>18-22-40</b>	<b>15</b>	<b>12</b>	<b>16</b>	<b>3</b>	<b>11</b>	<b>68</b>
Villanova	20-60	.333	6-19	.316	17-24	.708	17-22-39	25	13	12	2	10	63
<b>Notre Dame</b>	<b>16-46</b>	<b>.348</b>	<b>5-20</b>	<b>.250</b>	<b>29-37</b>	<b>.784</b>	<b>12-26-38</b>	<b>20</b>	<b>8</b>	<b>18</b>	<b>6</b>	<b>4</b>	<b>66</b>
Syracuse	33-74	.446	6-21	.286	19-25	.760	17-25-42	24	17	16	6	5	91
<b>Notre Dame</b>	<b>31-64</b>	<b>.484</b>	<b>11-23</b>	<b>.478</b>	<b>30-36</b>	<b>.833</b>	<b>10-28-38</b>	<b>25</b>	<b>20</b>	<b>10</b>	<b>4</b>	<b>8</b>	<b>103</b>
South Florida	23-58	.397	3-10	.300	20-30	.667	16-32-48	16	14	12	5	6	69
<b>Notre Dame</b>	<b>24-64</b>	<b>.375</b>	<b>9-28</b>	<b>.321</b>	<b>6-12</b>	<b>.500</b>	<b>12-26-38</b>	<b>23</b>	<b>18</b>	<b>10</b>	<b>5</b>	<b>5</b>	<b>63</b>
DePaul	28-57	.491	7-19	.368	4-8	.500	10-29-39	13	19	17	7	3	67
<b>Notre Dame</b>	<b>26-64</b>	<b>.406</b>	<b>7-22</b>	<b>.318</b>	<b>7-12</b>	<b>.583</b>	<b>13-21-34</b>	<b>11</b>	<b>14</b>	<b>11</b>	<b>1</b>	<b>8</b>	<b>66</b>
Providence	32-61	.525	7-16	.438	7-10	.700	10-20-30	22	23	18	3	8	78
<b>Notre Dame</b>	<b>28-55</b>	<b>.552</b>	<b>6-20</b>	<b>.300</b>	<b>19-29</b>	<b>.655</b>	<b>10-22-32</b>	<b>17</b>	<b>14</b>	<b>14</b>	<b>5</b>	<b>8</b>	<b>81</b>
Cincinnati	25-48	.521	13-20	.650	13-17	.765	7-20-27	20	19	16	1	2	76
<b>Notre Dame</b>	<b>23-58</b>	<b>.397</b>	<b>5-18</b>	<b>.278</b>	<b>13-18</b>	<b>.722</b>	<b>13-15-28</b>	<b>21</b>	<b>9</b>	<b>11</b>	<b>3</b>	<b>8</b>	<b>64</b>
DePaul	21-61	.344	2-19	.105	10-13	.769	9-25-34	12	8	2	7	6	54
<b>Notre Dame</b>	<b>28-57</b>	<b>.491</b>	<b>9-18</b>	<b>.500</b>	<b>13-17</b>	<b>.765</b>	<b>6-32-38</b>	<b>11</b>	<b>19</b>	<b>10</b>	<b>3</b>	<b>8</b>	<b>78</b>
Marquette	24-67	.358	7-25	.280	18-25	.720	19-25-44	28	14	10	2	6	73
<b>Notre Dame</b>	<b>26-64</b>	<b>.406</b>	<b>6-16</b>	<b>.375</b>	<b>27-35</b>	<b>.771</b>	<b>18-29-47</b>	<b>22</b>	<b>12</b>	<b>11</b>	<b>5</b>	<b>6</b>	<b>85</b>
Rutgers	24-62	.387	8-23	.348	10-18	.556	17-23-40	21	9	10	5	4	66
<b>Notre Dame</b>	<b>24-61</b>	<b>.393</b>	<b>10-22</b>	<b>.455</b>	<b>15-20</b>	<b>.750</b>	<b>14-26-40</b>	<b>20</b>	<b>18</b>	<b>9</b>	<b>2</b>	<b>4</b>	<b>73</b>







2006-07 Box Scores

Notre Dame 95, Stony Brook 66
December 30, 2006
Joyce Center — Notre Dame, IN

Table with columns: FG-A, 3-pt FG-A, FT-A, REB, PF, TP, A, TO, BK, ST, MIN. Lists stats for Stony Brook and Notre Dame players.

TOTALS 23-53 5-14 15-23 7-19-26 30 66 12 19 4 9 200
FG%: 1st Half 12-25, 48%; 2nd Half 11-28, 39%; Game .434; 3-PT%: 1st Half 1-4, 25%; 2nd Half 4-10, 40%; Game .357; FT%: 1st Half 3-5, 60%; 2nd Half 12-18, .667; Game .652; Deadball: 5.

Table with columns: FG-A, 3-pt FG-A, FT-A, REB, PF, TP, A, TO, BK, ST, MIN. Lists stats for Notre Dame players.

TOTALS 27-53 15-28 26-32 12-26-38 20 95 19 18 4 8 200
FG%: 1st Half 12-25, 48%; 2nd Half 15-28, 53%; Game .509; 3-PT%: 1st Half 7-13, 53%; 2nd Half 8-15, 53%; Game .536; FT%: 1st Half 12-17, .706; 2nd Half 14-15, .933; Game .813; Deadball: 1.

SCORE BY PERIODS 1 2 F
Notre Dame 28 38 66
Stony Brook 43 52 95
OFFICIALS: Ray Perone, Mike Roberts, Rob Tyburski
TECHNICALS: None
ATTENDANCE: 8,072

Notes: Tony Jackson made his first career start ... Notre Dame topped the 80-plus point mark for the ninth straight game ... the last time that was done was in 1976-77 ... The Irish are off to their best start since the 2002-03 campaign when that squad began the season 12-1 ... Notre Dame's 11-game win streak matched the longest since the 1986-87 season (11 straight) and is the longest in the Brey era ... Russell Carter scored 20-plus points for the sixth time ... Rob Kurz record his sixth double-double of the season.

Notre Dame 78, Louisville 62
January 3, 2007
Joyce Center — Notre Dame, IN

Table with columns: FG-A, 3-pt FG-A, FT-A, REB, PF, TP, A, TO, BK, ST, MIN. Lists stats for Louisville and Notre Dame players.

TOTALS 22-52 7-21 11-17 12-19-31 17 62 15 15 4 3 200
FG%: 1st Half 10-25, 40%; 2nd Half 12-27, 44%; Game .423; 3-PT%: 1st Half 3-11, .273; 2nd Half 4-10, 40%; Game .333; FT%: 1st Half 6-7, .857; 2nd Half 5-10, .500; Game .647; Deadball: 2.

Table with columns: FG-A, 3-pt FG-A, FT-A, REB, PF, TP, A, TO, BK, ST, MIN. Lists stats for Notre Dame players.

TOTALS 29-62 6-20 14-19 15-21-36 14 78 18 9 3 10 200
FG%: 1st Half 18-22, 82%; 2nd Half 11-29, 37%; Game .468; 3-PT%: 1st Half 5-13, 38%; 2nd Half 1-7, 14%; Game .300; FT%: 1st Half 2-3, 67%; 2nd Half 12-16, .750; Game .737; Deadball: 5.

SCORE BY PERIODS 1 2 F
Louisville 49 38 66
Notre Dame 23 35 78
OFFICIALS: Mike Kitts, Bob Donato, Michael Stephens
TECHNICALS: None
ATTENDANCE: 8,580

Notes: Notre Dame won its 12th straight game ... The last time an Irish team had a 12-game win streak was during the 1973-74 season ... Tony Jackson matched his career-high with 14 points ... The Irish outrebounded an opponent for the 13th time in 14 games ... Notre Dame improved to 11-0 at home this season ... Russell Carter has scored in double figures in all 14 games ... The Irish improved to 6-6 all-time in BIG EAST openers and 3-4 under head coach Mike Brey.

Game 13

Georgetown 66, Notre Dame 48
January 6, 2007
Verizon Center — Washington, DC

Table with columns: FG-A, 3-pt FG-A, FT-A, REB, PF, TP, A, TO, BK, ST, MIN. Lists stats for Georgetown and Notre Dame players.

TOTALS 16-52 4-22 12-15 12-18-30 20 48 8 15 0 10 200
FG%: 1st Half 7-26, 26%; 2nd Half 9-26, 34%; Game .308; 3-PT%: 1st Half 2-11, 18%; 2nd Half 2-11, 18%; Game .182; FT%: 1st Half 9-10, .900; 2nd Half 3-5, .600; Game .800; Deadball: 5.

Table with columns: FG-A, 3-pt FG-A, FT-A, REB, PF, TP, A, TO, BK, ST, MIN. Lists stats for Georgetown players.

TOTALS 25-44 10-20 6-13 6-25-31 17 66 17 17 4 8 200
FG%: 1st Half 13-23, 56%; 2nd Half 12-21, 57%; Game .568; 3-PT%: 1st Half 7-12, 58%; 2nd Half 3-8, 37%; Game .500; FT%: 1st Half 3-8, 37%; 2nd Half 3-5, 60%; Game .462; Deadball: 2.

SCORE BY PERIODS 1 2 3 F
Notre Dame 25 23 48
Georgetown 46 30 66
OFFICIALS: James Breeding, Jim Burr, Bryan Kersey
TECHNICALS: None
ATTENDANCE: 15,506
Notes: Notre Dame saw its longest win streak since 1973-74 come to an end ... The 18-point margin in the loss was the largest during the Mike Brey era ... Notre Dame was outrebounded for just the second time this season ... The 48 points matched the lowest scoring output ever for an Irish team under Brey ... The 48 points were the fewest ever scored by a Notre Dame team in BIG EAST play ... The Irish's 30.8 percent field goal percentage and 18.2 percent three-point field goal percentage were the lowest of the season ... Notre Dame's four three-pointers marked a season-low.

Notre Dame 66, West Virginia
January 9, 2007
Joyce Center — Notre Dame, IN

Table with columns: FG-A, 3-pt FG-A, FT-A, REB, PF, TP, A, TO, BK, ST, MIN. Lists stats for West Virginia and Notre Dame players.

TOTALS 23-61 10-26 2-7 16-17-33 15 58 16 11 1 7 200
FG%: 1st Half 9-28, 32%; 2nd Half 14-33, 42%; Game .377; 3-PT%: 1st Half 2-8, 25%; 2nd Half 8-18, 44%; Game .385; FT%: 1st Half 1-1, 100%; 2nd Half 1-6, .167; Game .286; Deadball: 3.

Table with columns: FG-A, 3-pt FG-A, FT-A, REB, PF, TP, A, TO, BK, ST, MIN. Lists stats for Notre Dame players.

TOTALS 23-43 5-15 10-16 6-24-30 11 61 18 16 4 7 200
FG%: 1st Half 12-24, 50%; 2nd Half 1-19, 5%; Game .535; 3-PT%: 1st Half 4-9, 44%; 2nd Half 1-6, 16%; Game .333; FT%: 1st Half 3-7, 42%; 2nd Half 7-9, 77%; Game .625; Deadball: 3.

SCORE BY PERIODS 1 2 F
West Virginia 21 37 58
Notre Dame 31 30 61
OFFICIALS: Ed Corbett, Tim Clougherty, Ted Hillary
TECHNICALS: None
ATTENDANCE: 8,147

Notes: Notre Dame improved to 12-0 at home and extended its win streak at the Joyce Center to 14 games ... The Irish's 14-2 start is the second time under Brey that the Irish have started the season 14-2 ... Notre Dame defeated West Virginia for the 12th time in 13 games and now owns a 23-8 advantage in the series ... Russell Carter scored in double figures for the 15th straight game ... Rob Kurz grabbed 10-plus rebounds for the seventh time this season ... Tony Jackson six assists marked a career high ... Notre Dame was outrebounded for just the third time this season and second straight game.

Game 14

Game 15









# 2006-07 Box Scores

**Notre Dame 73, Rutgers 66**  
**March 3, 2007**

## Game 29

Louis Brown Athletic Center - Piscataway, NJ

Notre Dame	FG-A	3-pt FG-A	FT-A	REB	PF	TP	A	TO	BK	ST	MIN
Rob Kurz	5-9	1-1	2-3	4-2-6	4	13	3	1	1	0	29
Luke Harangody	4-13	0-0	2-3	4-3-7	4	10	1	0	0	2	28
Tory Jackson	1-5	0-2	4-4	1-5-6	3	6	2	3	0	0	37
Colin Falls	5-12	5-10	7-9	0-3-3	0	22	2	2	0	1	38
Russell Carter	7-17	3-7	0-1	4-1-5	3	17	2	2	0	1	32
Joe Harden	0-0	0-0	0-0	0-0-0	0	0	0	0	0	0	0+
Jonathan Peoples	0-0	0-0	0-0	0-0-0	0	0	0	1	1	0	3
Zach Hillesland	1-3	0-0	0-0	0-8-8	4	2	2	2	0	0	20
Kieran Piller	0-0	0-0	0-0	0-0-0	0	0	0	0	0	0	0+
Luke Zeller	0-0	0-0	0-0	1-1-2	0	0	0	0	0	0	3
Ryan Ayers	1-2	1-2	0-0	0-1-1	0	3	0	0	0	0	10
Team				1-2-3							
<b>TOTALS</b>	<b>24-61</b>	<b>10-22</b>	<b>15-20</b>	<b>14-26-40</b>	<b>20</b>	<b>73</b>	<b>18</b>	<b>9</b>	<b>2</b>	<b>4</b>	<b>200</b>

FG%: 1st Half 14-35, .400; 2nd Half 10-26, .385; Game .393; 3-PT%: 1st Half 6-10, .600; 2nd Half 4-12, .333; Game .455; FT%: 1st Half 1-1, 1.000; 2nd Half 14-19, .737; Game .750; Deadball: 4, 1.

Rutgers	FG-A	3-pt FG-A	FT-A	REB	PF	TP	A	TO	BK	ST	MIN
Marquis Webb	5-9	2-4	1-2	03-3	4	13	3	2	0	1	32
Adrian Hill	7-11	0-0	2-4	9-9-18	3	16	0	0	0	0	33
Frank Russell	0-0	0-0	0-0	0-1-1	0	0	0	0	2	0	3
Jon Mimmo	1-1	1-1	0-0	0-0-0	0	3	0	0	0	0	3
Shayle Keating	0-1	0-1	0-0	0-0-0	0	0	0	1	0	0	3
Anthony Farmer	0-4	0-2	5-6	2-1-3	3	5	3	3	0	0	29
Courtney Nelson	4-7	3-4	1-4	1-1-	3	12	2	1	0	1	24
Hamady N'Diaye	1-2	0-0	0-0	0-0-0	1	2	0	0	2	0	7
Ollie Bailey	0-1	0-0	0-0	0-1-1	0	0	0	0	0	0	4
JR Inman	4-14	1-5	0-0	3-4-7	3	9	0	2	1	0	33
Jason Cherry	1-1	0-0	0-0	0-0-0	1	2	0	0	0	0	1
Jason Griffin	1-11	1-6	1-2	1-0-1	3	4	1	0	0	2	28
Team				1-3-4							
<b>TOTALS</b>	<b>24-62</b>	<b>8-23</b>	<b>10-18</b>	<b>17-23-40</b>	<b>21</b>	<b>66</b>	<b>9</b>	<b>10</b>	<b>5</b>	<b>40</b>	<b>200</b>

FG%: 1st Half 9-29, .310; 2nd Half 15-33, .455; Game .387; 3-PT%: 1st Half 4-10, .400; 2nd Half 4-13, .308; Game .348; FT%: 1st Half 4-10, .400; 2nd Half 6-8, .750; Game .556; Deadball: 3, 1.

SCORE BY PERIODS	1	2	F
Notre Dame	35	38	73
Rutgers	26	40	66

OFFICIALS: Bob Donato, Paul Faia, Glen Mayborg  
 TECHNICALS: None  
 ATTENDANCE: 8,011

**Notes:** Notre Dame won its 11th BIG EAST game, matching the most wins ever for an Irish team during conference regular-season play ... Notre Dame's 23 victories are the most ever during the regular season under head coach Mike Brey and most regular-season wins since the 1985-86 campaign ... Colin Falls finished with 189 career three-pointers in BIG EAST regular-season play ... Notre Dame had 10-plus three-pointers for the ninth time this season ... Notre Dame's five-game BIG EAST win streak is the second-longest in conference play.

2006-07 Notre Dame Men's Basketball  
 Notre Dame Season Box Score (as of Mar 05, 2007)  
 All games

<b>RECORD:</b>	<b>OVERALL</b>	<b>HOME</b>	<b>AWAY</b>	<b>NEUTRAL</b>
<b>ALL GAMES.....</b>	<b>(23-6)</b>	<b>(18-0)</b>	<b>(3-5)</b>	<b>(2-1)</b>
<b>CONFERENCE.....</b>	<b>(11-5)</b>	<b>(8-0)</b>	<b>(3-5)</b>	<b>(0-0)</b>
<b>NON-CONFERENCE.....</b>	<b>(12-1)</b>	<b>(10-0)</b>	<b>(0-0)</b>	<b>(2-1)</b>

##	Player	GP-GS	Min--Avg	---TOTAL---		---3-PTS---		FT-FTA	Pct	---REBOUNDS---				PF	FO	A	TO	Blk	Stl	Pts	Avg
				FG-FGA	Pct	3FG-FGA	Pct			Off	Def	Tot	Avg								
43	CARTER, Russell....	29-28	870 30.0	170-387	.439	75-185	.405	74-101	.733	34	103	137	4.7	61	0	57	66	11	47	489	16.9
	Conference-Only..	16-15	499 31.2	88-219	.402	34-100	.340	47-60	.783	24	54	78	4.9	31	0	25	42	10	17	257	16.1
15	FALLS, Colin.....	27-27	912 33.8	121-271	.446	86-214	.402	81-97	.835	9	71	80	3.0	60	2	62	37	5	29	409	15.1
	Conference-Only..	16-16	570 35.6	78-173	.451	54-134	.403	44-52	.846	6	39	45	2.8	41	2	41	28	3	22	254	15.9
31	KURZ, Rob.....	28-27	790 28.2	105-210	.500	20-46	.435	132-165	.800	83	140	223	8.0	75	0	51	46	44	21	362	12.9
	Conference-Only..	15-14	434 28.9	45-107	.421	10-25	.400	56-77	.727	43	64	107	7.1	41	0	19	20	23	6	156	10.4
44	HARANGODY, Luke....	29-13	586 20.2	121-262	.462	0-1	.000	82-101	.812	78	105	183	6.3	74	2	34	32	13	28	324	11.2
	Conference-Only..	16-13	354 22.1	62-149	.416	0-0	.000	39-52	.750	46	60	106	6.6	45	1	13	20	7	13	163	10.2
23	McALARNEY, Kyle....	12-12	358 29.8	42-86	.488	26-56	.464	14-17	.824	7	20	27	2.3	6	0	65	26	0	13	124	10.3
	Conference-Only..	0-0	0 0.0	0-0	.000	0-0	.000	0-0	.000	0	0	0	0.0	0	0	0	0	0	0	0	0.0
02	JACKSON, Tory.....	29-17	776 26.8	71-169	.420	10-48	.208	60-94	.638	27	60	87	3.0	72	1	122	69	1	52	212	7.3
	Conference-Only..	16-16	560 35.0	50-121	.413	7-31	.226	43-61	.705	20	42	62	3.9	44	1	96	45	1	28	150	9.4
33	HILLESLAND, Zach...	29-4	570 19.7	62-108	.574	0-0	.000	44-74	.595	37	104	141	4.9	77	1	68	53	12	29	168	5.8
	Conference-Only..	16-2	339 21.2	40-76	.526	0-0	.000	20-36	.556	21	60	81	5.1	44	1	42	26	8	14	100	6.3
40	ZELLER, Luke.....	29-16	367 12.7	44-87	.506	16-39	.410	10-16	.625	20	44	64	2.2	60	1	16	23	11	7	114	3.9
	Conference-Only..	16-3	150 9.4	14-33	.424	6-22	.273	1-2	.500	5	20	25	1.6	24	0	4	6	3	3	35	2.2
42	AYERS, Ryan.....	27-1	337 12.5	28-62	.452	18-43	.419	14-18	.778	9	30	39	1.4	26	0	13	6	5	10	88	3.3
	Conference-Only..	15-1	175 11.7	18-30	.600	15-25	.600	6-8	.750	2	11	13	0.9	12	0	3	2	3	3	57	3.8
20	PEOPLES, Jonathan..	25-0	160 6.4	15-33	.455	8-17	.471	8-10	.800	2	16	18	0.7	10	0	18	15	1	8	46	1.8
	Conference-Only..	16-0	110 6.9	9-19	.474	5-10	.500	3-4	.750	2	11	13	0.8	8	0	15	12	1	6	26	1.6
11	HARDEN, Joe.....	14-0	50 3.6	6-13	.462	1-4	.250	4-5	.800	4	9	13	0.9	3	0	6	0	1	0	17	1.2
	Conference-Only..	5-0	9 1.8	2-3	.667	1-1	1.000	0-0	.000	1	0	1	0.2	0	0	0	0	0	0	5	1.0
41	ANDREE, Tim.....	5-0	9 1.8	1-2	.500	0-0	.000	0-2	.000	1	0	1	0.2	1	0	0	0	0	0	2	0.4
	Conference-Only..	0-0	0 0.0	0-0	.000	0-0	.000	0-0	.000	0	0	0	0.0	0	0	0	0	0	0	0	0.0
35	PILLER, Kieran.....	11-0	17 1.5	1-1	1.000	0-0	.000	0-2	.000	0	2	2	0.2	0	0	1	0	0	0	2	0.2
	Conference-Only..	4-0	2 0.5	0-0	.000	0-0	.000	0-0	.000	0	0	0	0.0	0	0	0	0	0	0	0	0.0
	TEAM.....									42	48	90	3.1	0		6					
	Conference-Only..									23	27	50	3.1	0		4					
-----																					
	Total.....	29	5802	787-1691	.465	260-653	.398	523-702	.745	353	752	1105	38.1	525	7	513	379	104	244	2357	81.3
	Conference-Only..	16	3202	406-930	.437	132-348	.379	259-352	.736	193	388	581	36.3	290	5	258	205	59	112	1203	75.2
-----																					
	Opponents.....	29	5800	695-1682	.413	188-547	.344	357-514	.695	326	640	966	33.3	588	-	407	440	99	189	1935	66.7
	Conference-Only..	16	3199	403-953	.423	105-308	.341	207-301	.688	214	373	587	36.7	307	10	234	219	65	111	1118	69.9

<b>SCORE BY PERIODS:</b>	<b>1st</b>	<b>2nd</b>	<b>Total</b>
-----	-----	-----	-----
Notre Dame.....	1165	1192	- 2357
Opponents.....	915	1020	- 1935

<b>DEADBALL REBOUNDS:</b>	<b>OFF</b>	<b>DEF</b>	<b>TOTAL</b>
-----	-----	-----	-----
Notre Dame.....	85	7	92
Opponents.....	59	5	64

2006-07 Notre Dame Men's Basketball  
 Notre Dame Season Schedule/Results & Leaders (as of Mar 05, 2007)  
 All games

RECORD:	OVERALL	HOME	AWAY	NEUTRAL
ALL GAMES.....	(23-6)	(18-0)	(3-5)	(2-1)
CONFERENCE.....	(11-5)	(8-0)	(3-5)	(0-0)
NON-CONFERENCE.....	(12-1)	(10-0)	(0-0)	(2-1)

DATE	TIME	OPPONENT	SCORE	ATTEND	HIGH POINTS	HIGH REBOUNDS
11-10-06	8:00 p.m.	IPFW	W 92-49	8678	(20)CARTER, Russell	(12)HILLESLAND, Zach
11-13-06	6:00 p.m.	! vs Butler	69-71 L	8037	(17)HARANGODY, Luke (17)FALLS, Colin	(10)HARANGODY, Luke
11-14-06	6:00 p.m.	@ vs Lafayette	W 92-60	9594	(20)CARTER, Russell	(8)KURZ, Rob
11-19-06	4:00 p.m.	THE CITADEL	W 74-50	8351	(18)HARANGODY, Luke	(7)FALLS, Colin (7)KURZ, Rob
11-27-06	7:30 p.m.	LEHIGH	W 93-87	8178	(25)KURZ, Rob	(8)KURZ, Rob
11-29-06	7:30 p.m.	WINSTON-SALEM	W 90-45	8067	(18)KURZ, Rob	(10)KURZ, Rob
12-03-06	6:30 p.m.	# vs Maryland	W 81-74	16924	(18)McALARNEY, Kyle	(9)HILLESLAND, Zach
12-07-06	9:00 p.m.	ALABAMA	W 99-85	10107	(27)CARTER, Russell	(12)KURZ, Rob
12-16-06	7:00 p.m.	ELON	W 94-63	8036	(21)CARTER, Russell	(12)KURZ, Rob
12-19-06	7:30 p.m.	PORTLAND	W 86-69	7861	(28)CARTER, Russell	(11)KURZ, Rob
12-21-06	7:30 p.m.	ARMY	W 88-47	8309	(24)FALLS, Colin	(12)HARANGODY, Luke
12-28-06	8:00 p.m.	RIDER	W 101-51	8640	(23)KURZ, Rob	(10)HARANGODY, Luke
12-30-06	4:00 p.m.	STONY BROOK	W 95-66	8072	(23)CARTER, Russell	(10)KURZ, Rob
1-03-07	6:00 p.m.	* LOUISVILLE	W 78-62	8580	(19)CARTER, Russell	(9)KURZ, Rob
1-06-07	12:00 p.m.	* at Georgetown	48-66 L	15506	(12)CARTER, Russell	(7)HILLESLAND, Zach
1-9-07	7:00 p.m.	* WEST VIRGINIA	W 61-58	8147	(19)CARTER, Russell	(11)KURZ, Rob
1-14-07	2:00 p.m.	* SETON HALL	W 88-76	10137	(24)CARTER, Russell	(10)HILLESLAND, Zach (10)CARTER, Russell
1-17-07	7:00 p.m.	* at Villanova	87-102 L	6500	(26)CARTER, Russell	(6)KURZ, Rob
1-21-07	1:00 p.m.	* USF	W 82-58	9074	(21)KURZ, Rob	(10)KURZ, Rob
1-23-07	7:30 p.m.	* at St. John's	68-71 L	6873	(32)CARTER, Russell	(9)KURZ, Rob
1-27-07	4:00 p.m.	* VILLANOVA	W 66-63	11418	(23)FALLS, Colin	(10)KURZ, Rob
1-30-07	7:00 p.m.	* at Syracuse	W 103-91	23274	(21)HARANGODY, Luke	(13)HARANGODY, Luke
2-03-07	8:00 p.m.	* at USF	63-69 L	7705	(26)FALLS, Colin	(9)HARANGODY, Luke
2-08-07	6:00 p.m.	* at DePaul	66-67 L	14822	(20)FALLS, Colin	(9)HARANGODY, Luke (9)KURZ, Rob
2-15-07	7:00 p.m.	* PROVIDENCE	W 81-78	9277	(16)FALLS, Colin	(9)KURZ, Rob
2-18-07	2:00 p.m.	* at Cincinnati	W 76-64	11038	(23)FALLS, Colin	(8)HARANGODY, Luke
2-20-07	7:00 p.m.	* DEPAUL	W 78-54	10135	(19)FALLS, Colin	(9)JACKSON, Tory
2-24-07	3:30 p.m.	* MARQUETTE	W 85-73	11418	(22)HARANGODY, Luke	(13)HARANGODY, Luke
3-03-07	4:00 p.m.	* at Rutgers	W 73-66	8011	(22)FALLS, Colin	(8)HILLESLAND, Zach

\* = Conference game  
 ! = Dick's Sporting Goods Preseason NIT (First Round)  
 @ = Dick's Sporting Goods Preseason NT (Consolation)  
 # = BB&T Classic (Washington, D.C.)

ATTENDANCE SUMMARY	GAMES	TOTALS	AVG/GAME
HOME.....	18	162485	9027
AWAY.....	8	93729	11716
NEUTRAL.....	3	34555	11518
TOTAL.....	29	290769	10027