



2016-17 NOTRE DAME HOCKEY GAME NOTES

Fighting Irish Media ▶ Dan Colleran ▶ dcollera@nd.edu ▶ 574-339-9810 (c) ▶ UND.com/NDHockey

2016-17 SCHEDULE

OCTOBER

2	USNTP (Exhibition)	W, 5-1
7	Arizona State [CSN+]	W, 9-2
8	Arizona State	W, 4-2
14	at #4/4 Minnesota Duluth [FCS]	L, 4-3
15	at #4/4 Minnesota Duluth	W, 3-1
21	Penn State [CSN+]	T, 3-3 (ot)
22	Penn State [NBCSN]	L, 3-2 (ot)
27	Connecticut * [CSN]	L, 4-2
28	Connecticut *	W, 6-2

NOVEMBER

12	at Northeastern *	7:05 p.m.
13	at Northeastern *	3:05 p.m.
17	UMass Lowell *	7:35 p.m.
18	UMass Lowell *	7:35 p.m.
25	Holy Cross \$	7:35 p.m.
26	TBD (Clarkson or Yale) §	7:35 p.m.

DECEMBER

2	at Massachusetts *	6:05 p.m.
3	at Massachusetts *	7:05 p.m.
10	Boston College * [NBCSN]	7:05 p.m.
31	Alaska	4:05 p.m.

JANUARY

1	Alaska	2:05 p.m.
6	Michigan Tech [NBCSN]	7:35 p.m.
7	Michigan Tech [NBCSN]	7:00 p.m.
13	at Merrimack *	7:35 p.m.
14	at Merrimack *	7:00 p.m.
20	New Hampshire *	7:35 p.m.
21	New Hampshire *	7:05 p.m.
28	at Boston College *	7:05 p.m.

FEBRUARY

3	Vermont * [NBCSN]	7:35 p.m.
4	Vermont * [NBCSN]	6:35 p.m.
10	vs. Maine * ^	7:05 p.m.
11	at Maine *	7:05 p.m.
17	Providence * [NBCSN]	7:35 p.m.
18	Providence * [NBCSN]	7:05 p.m.
24	at Boston University *	6:05 p.m.
25	at Boston University *	7:05 p.m.

MARCH

3-5	Hockey East First Round &	TBA
10-12	Hockey East Quarterfinals &	TBA
17	Hockey East Semifinals %	TBA
18	Hockey East Championship %	TBA
24	NCAA Regional @	TBA
25	NCAA Regional @	TBA
26	NCAA Regional @	TBA

APRIL

6	NCAA Frozen Four #	TBA
8	NCAA Frozen Four #	TBA

Home Games in bold

All times are subject to change and listed in EST [denotes television coverage] | additional coverage TBA

* - denotes a Hockey East game

\$ - Shillelagh Tournament (at Notre Dame, Ind.)

^ - Cross Insurance Arena (Portland, Maine)

& - Campus sites

% - TD Garden (Boston, Mass.)

@ - 2017 NCAA Regionals

East Regional [Providence, R.I.]

West Regional [Fargo, N.D.]

Midwest Regional [Cincinnati, Ohio]

Northeast Regional [Manchester, N.H.]

- 2017 NCAA Frozen Four hosted by the University of Notre Dame and the Chicago Sports Commission [United Center | Chicago, Ill.]

GAMES 9 & 10



#9/9 University of Notre Dame Fighting Irish

(4-3-1, 1-1-0 HEA)



RV/-- Northeastern University Huskies

(3-3-3, 0-2-1 HEA)

GAMES 9 & 10

Matchup: Notre Dame at Northeastern

Date: Saturday, Nov. 12 | Sunday, Nov. 13

Time: 7:05 p.m. (ET) | 3:05 p.m. (ET)

Site: Boston, Mass.

Arena: Matthews Arena (4,757)

Television: None

Live Streaming: gonu.com

Live Radio: WZOC 94.3 FM

Play-by-Play: Darin Pritchett

Live Audio: WatchND App (watchND.tv)

Live Stats: UND.com

Live Updates: @NDHockey

Series History: NU Leads, 10-5-2

OVERVIEW

▶ After a weekend off, the Irish return to action with a two-game series at Northeastern on Saturday and Sunday, Nov. 12-13.

▶ The series will open a busy stretch of four games in seven days for Notre Dame, which will conclude with a home Thursday-Friday series against No. 5 UMass Lowell (Nov. 17-18).

▶ Last season, Notre Dame finished with a 1-2-1 record against Northeastern in four games at the Compton Family Ice Arena.

▶ Notre Dame's last win at Matthews Arena came on Nov. 7, 1998 in a 4-3 victory.

What's Inside

University Information & Quick Facts	2
Notes	1-4
Series History vs. Penn State	2
National Polls & Notre Dame in the Polls	4
2016-17 Honors & Awards	4
Notre Dame Roster & Coaching Staff	5
Geographic Breakdown	5
Head Coach Jeff Jackson	6
The Last Time ...	7
Notre Dame's Record When ...	7
2016-17 Stats	8-11
2016-17 Individual Game-by-Game	12
2016-17 Box Scores	13-14
Individual Player Pages/Career Highs	15-28

IRISH POINT STREAKS AND TRENDS

▶ Andrew Oglevie has a career-long, six-game point streak (3-5-8).

▶ Jake Evans has a four-game point streak (2-3-5).

▶ Anders Bjork has a two-game point streak (2-3-5).

▶ Bjork has also notched at least one point in seven of Notre Dame's eight

58

Entering the weekend series with Northeastern, junior goaltender **Cal Petersen** has started 58 consecutive games in the Irish net dating back to his freshman season.

14-6

The Irish are out-scoring opponents by a 14-6 margin in the third period. Notre Dame's 1.75 goals per third period are tied for second on the country with Holy Cross (BU leads with 2.00).

2.00

With 16 points (7-9-16) through eight games, **Anders Bjork** is averaging 2.00 points-per game. Bjork is one of just two players in the country averaging at least 2.00 points per game.



NDHockey



ND_Hockey



NotreDameHockey



NotreDameHockey

UNIVERSITY INFORMATION

School: University of Notre Dame
 Location: Notre Dame, IN 46556
 Founded: 1842
 Enrollment: 8,475 (undergraduate), 12,126 (total)
 Nickname: Fighting Irish
 Colors: Gold and Blue
 Affiliation: NCAA Division I
 Conference: Hockey East Association (HEA)
 President: Rev. John I. Jenkins, C.S.C. (Notre Dame '76)
 Provost: Thomas Burish
 NCAA Faculty Representative: Patricia Bellia (Harvard '91)
 Athletics Director: Jack Swarbrick (Notre Dame '76)
 Sr. Assoc. Athletic Director/Sport Administrator: Tom Nevala (Notre Dame '90)
 Ticket Office Phone: (574) 631-7356
 Home Ice (capacity): Compton Family Ice Arena (5,022)
 Charles "Lefty" Smith Rink
 Ice Surface: 200 x 90

HOCKEY STAFF INFORMATION

Head Coach: Jeff Jackson (Michigan State '78)
 Record at Notre Dame: 249-158-48 (12th season)
 Record Overall 431-210-73 (18th season)
 Hockey East Record/Years: 35-22-9 (fourth season)
 Associate Head Coach: Paul Pooley (Ohio State '84)
 Associate Coach: Andy Slaggert (Notre Dame '89)
 Volunteer Assistant Coach: Kevin Lind (Notre Dame '14)
 Coordinator of Hockey Operations: Nick Siergiej (Wisconsin-River Falls '06)
 Athletic Trainer: Kevin Ricks
 Equipment Specialist: Scott Eastman
 Strength and Conditioning: Tony Rolinski
 Senior Team Managers: Taek Lee, Meghan Thompson, Amelia Legault-Laroche
 Administrative Assistant: Sue Halasz
 Hockey Office Phone: (574) 631-3630
 Hockey Office Fax: (574) 631-4897

MEDIA RELATIONS INFORMATION

Associate Director, Athletics Communications (Hockey SID): Dan Colleran
 Office Phone: (574) 631-7519
 Cell Phone: (574) 339-9810
 Hockey Media Relations E-Mail: dcollera@nd.edu
 Compton Family Ice Arena Press Box Phone: (574) 631-4899
 Mailing Address: University of Notre Dame
 100 Compton Family Ice Arena
 Notre Dame, IN 46629
 Web Site: www.und.com/NDHockey
 Twitter: @NDHockey
 Instagram: ND_Hockey
 Facebook: facebook.com/NotreDameHockey
 Snapchat NotreDameHockey

TEAM INFORMATION

2015-16 Overall Record: 19-11-7
 2015-16 Hockey East Record/Finish 15-5-2 (3rd)
 2015-16 Postseason: Hockey East Quarterfinals
 NCAA Midwest Regional Semifinals
 Letter Winners Returning: 17 (10 forwards, 5 defensemen, 2 goaltenders)
 Letter Winners Lost: 7 (4 forwards, 2 defensemen, 1 goaltender)
 Newcomers: 8 (5 forwards, 2 defensemen, 1 goaltender)
 2016-17 Captain: Cal Petersen (C)
 2016-17 Alternate Captains: Anders Bjork (A), Jake Evans (A)
 Luke Ripley (A)
 NCAA Appearances Eight (Last: 2016)
 NCAA Frozen Four Appearances Two (2008 & 2011)
 All-Americans 12 players/13 times (Last: Robbie Russo in 2015)
 Academic All-Americans Nine (Last: Peter Schneider in 2015)

games this season.

- ▶ Tory Dello has a two-game point streak (1-1-2), the first point streak of his career.
- ▶ Connor Hurley has a two-game point streak (1-2-3).
- ▶ Dylan Malmquist has a two-game point streak (1-1-2).

BY THE NUMBERS (national rank/60)

Category	NU	ND
Goals/game	3.14 (25)	3.95 (8)
GAA/game	2.59 (20)	2.59 (19)
Power Play %	17.65 (26)	21.67 (13)
PK %	87.72 (16)	87.18 (21)
Penalties/game	7.46 (45)	6.05 (21)
PIM/game	15.78 (38)	16.04 (43)

NORTHEASTERN AT A GLANCE

- ▶ The Huskies enter the weekend series with a 3-3-3 record, including a 0-2-1 record in Hockey East play.
- ▶ Last weekend in a home-and-home series against now No. 3/4 Boston University, the Huskies skated to a 4-4 overtime tie (Nov. 4) before falling 3-0 in game two (Nov. 5).
- ▶ Northeastern's wins have come against Bentley (7-3) as well as in a series sweep of Arizona State (5-2 and 6-1).
- ▶ Senior forward Zach Aston-Reese leads the team with 13 points (5-8-13), followed by sophomore forward Adam Gaudette (6-6-12) and junior forward Dylan Sikura (3-9-12).
- ▶ In net, sophomore Ryan Ruck (2.51 GAA, .898 Sv.%) has started all nine games and posted a 3-3-3 record.

JACKSON CLOSES IN ON 250

- ▶ In the middle of his 12th season behind the Irish bench, Head Coach Jeff Jackson has amassed 249 wins with Notre Dame (249-158-48).
- ▶ Only Charles "Lefty" Smith has more wins as Notre Dame's head coach (307-320-31).

BJORK NAMED HEA PLAYER OF THE MONTH

- ▶ Tied for the national lead in points (7-9-16) after one month of play, junior forward Anders Bjork was named the Hockey East Player of the Month for October (Nov. 2).
- ▶ In addition to averaging 2.00 points per game in October, Bjork had a team-high +7 rating, scored two power-play goals and also had two game-winning goals.
- ▶ Bjork, a 2014 fifth-round pick by Boston, has only been held without a point in one of Notre Dame's games and he has posted four multi-point games, including four-point games against ASU (Oct. 8) and UConn (Oct. 28).

Series History

NOTRE DAME VS. NORTHEASTERN

- ▶ The Irish and Huskies will meet for a third consecutive season since Notre Dame joined Hockey East and it will also mark the 12th and 13th meetings between the two teams in the last six seasons.
- ▶ The series is tied, 2-2-1, in five all-time meetings at Matthews Arena.
- ▶ Notre Dame's last win at Matthews came on Nov. 7, 1998 in a 4-3 victory.
- ▶ Last season in four games at the Compton Family Ice Arena, Notre Dame went 1-0-1 against the Huskies during the regular season (Nov. 12-13), but Northeastern rebounded with a Hockey East Quarterfinal sweep (March 11-12) en route to claiming the 2016 Hockey East Tournament Championship.

THE SERIES

Series: NU leads 10-5-2 (17 games)
 At Notre Dame: NU leads 7-3-1
 At Northeastern: Series tied 2-2-1
 At Neutral Sites: NU leads 1-0-0
 Overtime Wins: None
 One-Goal Wins: NU 3, ND 2

YEAR	SITE	W/L/T	SCORE
1970-71	Boston	W	4-1
1997-98	Minneapolis	L	2-4
1998-99	Boston	W	4-3
2000-01	Notre Dame	W	6-4
	Notre Dame	L	3-5
2001-02	Boston (OT)	T	3-3
2011-12	Notre Dame	L	2-9
	Notre Dame	L	1-2
2013-14	Notre Dame	L	2-3
	Notre Dame	L	0-4
	Notre Dame	W	3-0
2014-15	Boston	L	2-3
	Boston	L	2-4
2015-16	Notre Dame	W	3-2
	Notre Dame	T	2-2
	Notre Dame	L	3-1
	Notre Dame	L	6-4

INDIVIDUAL STATS VS. NORTHEASTERN

Jake Evans	6 GP	1-4-5
Jordan Gross	6 GP	3-1-4
Anders Bjork	6 GP	1-2-3
Connor Hurley	6 GP	1-2-3
Andrew Oglevie	4 GP	1-0-1
Luke Ripley	6 GP	1-0-1
Dylan Malmquist	4 GP	0-1-1
Boby Nardella	3 GP	0-1-1
Ben Ostlie	7 GP	0-0-0
Dennis Gilbert	4 GP	0-0-0
Dawson Cook	3 GP	0-0-0
Jack Jenkins	3 GP	0-0-0
Joe Wegwerth	2 GP	0-0-0
Bo Brauer	1 GP	0-0-0
Tony Bretzman	1 GP	0-0-0

Cal Petersen	6-6 GP-GS, 361:15 Min, 19 GAA, .894 Sv. %
Chad Katunar	1-0 GP-GS, 28:34 Min, 0 GAA, 1.000 Sv. %

LAST TIME OUT: SERIES SPLIT

- ▶ The Irish skated to a series split with UConn to open Hockey East play at home on Oct. 27-28.
- ▶ In game one, Notre Dame peppered the Connecticut goal but could not come back from a 3-1 deficit and ultimately fell to the Huskies, 4-2 (UConn goaltender Adam Huska into making 47 saves).
- ▶ In game two, Notre Dame built a 2-0 lead through two periods of play and then added four goals in the third on the way to a 6-2 win.
- ▶ Anders Bjork led Notre Dame with two goals and two assists, while Connor Hurley added a goal and an assist and Dennis Gilbert notched two assists.

OGLEVIE ON THE OFFENSIVE

- ▶ Sophomore forward Andrew Oglevie has started the 2016-17 season with 11 points (4-7-11) through eight games.
- ▶ Last season as a freshman, Oglevie totalled nine points (5-4-9) in 31 games.
- ▶ Oglevie's offensive production has been boosted by increased time on the power play, where he has scored three goals and added five assists for eight points.
- ▶ His eight power-play points rank tied for second in the country heading into the weekend.

IN THE RANKS

- ▶ The Irish stayed at No. 9 in both the USCHO.com and USA Today/USA Hockey Magazine national polls.
- ▶ Notre Dame has moved up and down between No. 9 to as high as No. 3 this season in the polls.
- ▶ Prior to this season (Oct. 10-17) the last time the Irish had reached the top five in the polls was on Nov. 11, 2013 (No. 4 in USCHO.com and No. 3 in the USA Today/USA Hockey Magazine).

UP NEXT

- ▶ Notre Dame will return home and have a quick turnaround in order to play host to No. UMass Lowell on Thursday, Nov. 17 (7:35 p.m.) and Friday, Nov. 18 (7:35 p.m.).

NINE GOAL NIGHT

- ▶ In Notre Dame's 9-2 win over Arizona State (Oct. 7), the Irish scored at least nine goals for the first time since a 10-2 victory over Canisius on Dec. 29, 2010.
- ▶ In addition, Notre Dame tallied six power-play goals for the first time since a 9-5 win over Northern Michigan on Feb. 13, 2009.

SEVEN FORMER IRISH ON NHL ROSTERS

- Seven former Notre Dame hockey players have played in the NHL so far this season
- Vinnie Hinostroza, Chicago: 6 GP, 0-0-0
- Stephen Johns, Dallas: 10 GP, 2-2-4
- Riley Sheahan, Detroit: 14 GP, 0-3-3
- Kyle Palmieri, New Jersey: 11 GP, 2-3-5
- Anders Lee, New York Islanders: 13 GP, 1-1-2
- Ian Cole, Pittsburgh: 13 GP, 1-1-2
- Bryan Rust, Pittsburgh: 9 GP, 1-0-1

YOUTH MOVEMENT

- ▶ According to research by College Hockey Inc., Notre Dame is the third-youngest team in college hockey this season (as of Oct. 1, 2016):
- Boston College -- 20 years, 49 days
- Boston University -- 20 years, 108 days

Notre Dame -- 20 years, 272 days

- ▶ Freshman forward Cam Morrison (born in August of 1998) is the fifth-youngest player in NCAA Division I men's college hockey this season.

CAPTAIN CAL

- ▶ Junior goaltender Cal Petersen is the first goaltender in program history to wear the captain's "C" for the Irish.
- ▶ Petersen started all 37 games in 2015-16 and led the nation in percentage of team minutes played while posting a 19-11-7 record.
- ▶ He finished 2015-16 with a 2.20 goals-against average and a .927 save percentage, which ranked 12th in the country.

Current Irish in the National Hockey League Draft



Connor Hurley

2013 | Second Round | 38th Overall
Buffalo Sabres



Cal Petersen

2013 | Fifth Round | 129th Overall
Buffalo Sabres



Anders Bjork

2014 | Fifth Round | 146th Overall
Boston Bruins




Jake Evans

2014 | Seventh Round | 207th Overall
Montreal Canadiens



Joe Wegwerth

2014 | Fourth Round | 92nd Overall
Florida Panthers



Dennis Gilbert

2015 | Third Round | 91st Overall
Chicago Blackhawks



Cam Morrison

2016 | Second Round | 40th Overall
Colorado Avalanche



Andrew Peeke

2016 | Second Round | 34th Overall
Columbus Blue Jackets



**USCHO.com Division I Men's Poll
(Nov. 7, 2016)**

Rk. Team (1st-place votes)	Record	Points	Last Wk.
1. Minnesota Duluth (50)	7- 1-2	1000	1
2. Denver	6- 2-0	934	2
3. Boston College	8- 2-1	870	5
4. Boston University	4- 2-1	857	4
5. Massachusetts Lowell	6- 2-2	763	7
6. North Dakota	5- 3-1	743	3
7. Quinnipiac	5- 3-1	665	6
8. Minnesota	4- 2-2	578	13
9. Notre Dame	4- 3-1	535	9
10. Harvard	3- 0-1	512	12
11. Minnesota State	7- 3-0	477	10
12. Penn State	7- 1-1	454	14
13. St. Cloud State	4- 4-0	445	8
14. Ohio State	5- 1-3	345	11
15. Bemidji State	8- 2-0	284	18
16. Union	8- 2-1	208	20
17. Providence	3- 3-2	193	15
18. Michigan	4- 3-1	180	17
19. Yale	2- 1-0	167	16
20. Lake Superior	6- 2-0	72	NR

Others receiving votes: Western Michigan 52, St. Lawrence 51, Vermont 35, Northeastern 31, Dartmouth 25, Holy Cross 8, Omaha 8, Wisconsin 6, Air Force 1, Robert Morris 1.

**USA Today/USA Hockey Magazine
College Hockey Poll
(Nov. 7, 2016)**

Rk. Team, Points (1st-place votes)	Last Week	Record
1. Minnesota Duluth, 510 (34)	1	7-1-2
2. University of Denver, 466	2	6-2-0
3. Boston College, 416	5	8-2-1
4. Boston University, 410	4	4-2-1
5. UMass Lowell, 358	6	6-2-2
6. University of North Dakota, 338	3	5-3-1
7. University of Minnesota, 256	13	4-2-2
8. Quinnipiac University, 250	7	6-3-1
9. University of Notre Dame, 203	9	4-3-1
10. Harvard University, 200	12	3-0-1
11. Minnesota State University, 152	10	7-3-0
12. Penn State University, 141	15	7-1-1
13. St. Cloud State University, 122	8	4-4-0
14. Ohio State University, 78	11	5-1-3
15. Union College, 69	--	8-2-1

Others Receiving Votes: Bemidji State University, 47; Providence College, 16; Yale University, 13; Dartmouth College, 10; Lake Superior State University, 9; University of Michigan, 9; Western Michigan University, 5; University of Nebraska Omaha, 2.

Notre Dame in the Polls

Date	USCHO.com	USAToday
Preseason	9	8
Oct. 10	5	6
Oct. 17	3	4
Oct. 24	7	6
Oct. 31	9	9
Nov. 7	9	9
Nov. 14		
Nov. 21		

FRESHMEN PAIR IN NHL DRAFT

► Cam Morrison (Second Round, 40th overall by the Colorado Avalanche) and Andrew Peeke (Second Round, 34th overall by Columbus) were each selected in the 2016 NHL Entry Draft.

► It marked the first NHL draft in which two Irish hockey players were selected within the first 40 picks.

► Peeke and Morrison also become the 78th and 79th Irish hockey players to be selected in the NHL Entry Draft.

► Additionally, at least one Notre Dame player has now been drafted in each draft dating back to 2004 (12 seasons).

JACKSON RANKS (entering the weekend)

► Head Coach Jeff Jackson ranks second in active career winning percentage (minimum of five Division I seasons):

.661 -- Red Berenson, Michigan (839-408-90)

.655 -- Jeff Jackson, Notre Dame (431-210-73)

.648 -- Rick Bennett, Union (144-71-32)

.638 -- Don Lucia, Minnesota (697-376-98)

.638 -- Norm Bazin, UMass Lowell (167-89-27)

.621 -- Jerry York, Boston College (1020-601-110)

NBC SPORTS BACK FOR FOURTH SEASON

► The NBC Sports Group will once again provide coverage of Notre Dame hockey throughout the 2016-17 season.

► As part of NBC Sports Group's fourth season presenting Notre Dame hockey, NBCSN, the NBC Sports app and NBCSports.com will combine to deliver all 21 Fighting Irish hockey home games.

► Eight games will be telecast on NBCSN and an additional 13 games will be streamed live via the NBC Sports app and NBCSports.com.

NOTRE DAME IN THE NCAA TOURNAMENT

► Last season, the Fighting Irish made their eighth all-time appearance in the NCAA Championship field, including their sixth since 2008.

► Under Head Coach Jeff Jackson, the Irish made Frozen Four trips in 2008 and 2011.

NOTRE DAME & HOCKEY EAST

► The 2016-17 season will mark Notre Dame's final season in Hockey East before joining the Big Ten Conference as an affiliate member in men's ice hockey.

► In Notre Dame's previous three seasons in Hockey East, the Irish have finished the regular season tied for seventh (2014), fifth (2015) and third (2016).

► During Notre Dame's final season in the CCHA (2012-13), the Irish placed second in the regular-season standings and then won the tournament championship.

2016-17 Honors

Anders Bjork

- Hockey East Player of the Month (Nov. 2)
- Hockey East Player of the Week (Oct. 10)
- Hockey East Honor Roll (Oct. 31)

Bobby Nardella

- Hockey East Honor Roll (Oct. 10)

Andrew Oglevie

- Hockey East Honor Roll (Oct. 17)

Cal Petersen

- Mike Richter Award Watch List (Oct. 7)
- Hockey East Honor Roll (Oct. 17)

FAMILY TIES

► Sophomore forward Anders Bjork is part of the fourth Notre Dame hockey-playing son to follow his father to Notre Dame.

► His father, Kirt Bjork, was an All-America at Notre Dame during the 1982-83 campaign and is tied for 12th on Notre Dame's all-time points list with 161 (141 GP, 76-85-161).

► Kirt is currently a director of regional development in Notre Dame's development office.

► Anders Bjork also has another family tie to Irish hockey, as his cousin is former Irish standout Erik Condra, who is currently a member of the Tampa Bay Lightning.

► As the fourth son to follow his father to Notre Dame, Anders joins Mario Lucia (Don Lucia) Kevin Nugent (Kevin Nugent, Sr.) and Rory Walsh (Brian Walsh) to play at Notre Dame after their fathers.

IRISH TABBED TO TIE FOR SECOND

Hockey East Preseason Coaches' Poll

1. Boston University (10 first place votes), 130
2. Northeastern (1), 108

2. Notre Dame, 108

4. UMass Lowell (1), 105
5. Providence, 98
6. Boston College, 91
7. UConn, 63
8. Vermont, 57
9. Merrimack, 53
10. New Hampshire, 49
11. Massachusetts, 32
12. Maine, 30

2015-16 HOCKEY EAST HONORS

► Anders Bjork and Jordan Gross were named Second Team Hockey East All-Stars (March 17, 2016), becoming the fourth and fifth Notre Dame players to be named a first or second team Hockey East All-Star (Vince Hinostroza - First Team, 2015; Robbie Russo - First Team, 2015; and Stephen Johns - Second Team, 2014).

2016-17 Notre Dame Hockey Roster

No.	Name	Height	Weight	Position	Yr.	Hometown	Last Team (League)
2	Tony Bretzman	5-11	175	Defenseman	JR	Mendota Heights, Minn.	Langley Rivermen (BCHL)
3	Jordan Gross	5-10	186	Defenseman	JR	Maple Grove, Minn.	Green Bay Gamblers (USHL)
4	Dennis Gilbert	6-2	220	Defenseman	SO	Williamsville, N.Y.	Chicago Steel (USHL)
6	Tory Dello	6-0	190	Defenseman	FR	Crystal Lake, Ill.	Tri-City Storm (USHL)
8	Ben Ostlie	6-2	200	Forward	SR	Edina, Minn.	Omaha Lancers (USHL)
9	Dawson Cook	6-2	213	Forward	JR	Cadillac, Mich.	Green Bay Gamblers (USHL)
10	Anders Bjork	6-0	181	Forward	JR	Mequon, Wis.	U.S. National Under-18 Team
11	Cal Burke	5-10	184	Forward	FR	Boxborough, Mass.	Cedar Rapids RoughRiders (USHL)
12	Felix Holmberg	5-10	175	Forward	FR	Stockholm, Sweden	AIK J20 (SuperElit)
15	Andrew Oglevie	5-10	181	Forward	SO	Fullerton, Calif.	Cedar Rapids RoughRiders (USHL)
16	Connor Hurley	6-2	185	Forward	JR	Edina, Minn.	Green Bay Gamblers (USHL)
17	Peter Mark	6-0	180	Defenseman	JR	Minneapolis, Minn.	Saint Thomas Academy (USHS)
18	Jake Evans	6-0	191	Forward	JR	Toronto, Ontario	St. Michael's Buzzers (OJHL)
19	Mike O'Leary	6-1	195	Forward	FR	Halifax, Nova Scotia	Dubuque Fighting Saints (USHL)
21	Joe Wegwerth	6-3	230	Forward	SO	Brewster, N.Y.	Cedar Rapids RoughRiders (USHL)
22	Andrew Peeke	6-2	200	Defenseman	FR	Parkland, Fla.	Green Bay Gamblers (USHL)
23	Luke Novak	6-0	182	Forward	FR	Waukesha, Wis.	New Jersey Hitmen (USPHL)
24	Luke Ripley	6-5	207	Defenseman	JR	Kitimat, British Columbia	Powell River Kings (BCHL)
25	Dylan Malmquist	5-11	185	Forward	SO	Edina, Minn.	Edina (USHS)
26	Cam Morrison	6-3	212	Forward	FR	Aurora, Ontario	Youngstown Phantoms (USHL)
27	Bobby Nardella	5-9	175	Defenseman	SO	Rosemont, Ill.	Tri-City Storm (USHL)
28	Jack Jenkins	5-11	192	Forward	SO	Lake Bluff, Ill.	Fargo Force (USHL)
29	Bo Brauer	6-3	210	Forward	JR	Edina, Minn.	Nanaimo Clippers (BCHL)
32	Cale Morris	6-1	190	Goaltender	FR	Larkspur, Colo.	Waterloo Black Hawks (USHL)
33	Chad Katunar	6-5	210	Goaltender	SR	Victoria, British Columbia	Penticton Vees (BCHL)
40	Cal Petersen	6-3	190	Goaltender	JR	Waterloo, Iowa	Waterloo Black Hawks (USHL)

Coaches

Jeff Jackson: Head Coach (Michigan State '78, 12th season at Notre Dame)

Paul Pooley: Associate Head Coach (Ohio State '84)

Andy Slaggert: Associate Coach (Notre Dame '89)

Kevin Lind: Volunteer Assistant Coach (Notre Dame '14)

John Micheletto: Special Assistant (Dartmouth '88)

Nick Siergiej: Coordinator of Hockey Operations (Wisconsin – River Falls '06)

Athletic Trainer: Kevin Ricks

Equipment Specialist: Scott Eastman

Will Moran: Hockey and Programming Intern

Pronunciation Key

8	Ben AWST-lee
10	Anders BEE-york
15	Andrew Oh-GLE-Vee
25	Dylan Mall-mm-quist
32	KALE Morris
33	Chad Cat -en-arh

California (1)

Andrew Oglevie Fullerton, California

Colorado (1)

Cale Morris Larkspur, Colorado

Florida (1)

Andrew Peeke Parkland, Florida

Illinois (3)

Tory Dello Crystal Lake, Illinois
 Bobby Nardella Rosemont, Illinois
 Jack Jenkins Lake Bluff, Illinois

Iowa (1)

Cal Petersen Waterloo, Iowa

Massachusetts (1)

Cal Burke Boxborough, Massachusetts

Michigan (1)

Dawson Cook Cadillac, Michigan

Minnesota (7)

Tony Bretzman Mendota Heights, Minnesota
 Jordan Gross Maple Grove, Minnesota
 Ben Ostlie Edina, Minnesota
 Connor Hurley Edina, Minnesota
 Dylan Malmquist Edina, Minnesota
 Peter Mark Minneapolis, Minnesota
 Bo Brauer Edina, Minnesota

New York (2)

Dennis Gilbert Williamsville, New York
 Joe Wegwerth Brewster, New York

Wisconsin (2)

Anders Bjork Mequon, Wisconsin
 Luke Novak Waukesha, Wisconsin

Canada (5)

Jake Evans Toronto, Ontario
 Chad Katunar Victoria, British Columbia
 Cam Morrison Aurora, Ontario
 Mike O'Leary Halifax, Nova Scotia
 Luke Ripley Kitimat, British Columbia

Sweden (1)

Felix Holmberg Stockholm, Sweden

THE JACKSON FILE

Full Name

• Jeffery L. Jackson

Birthdate

• June 22, 1955

Hometown

• Roseville, Michigan

Education

• Bachelor's Degree in Communications
Michigan State '78
• Bachelor's Degree in Education
Michigan State '79



Collegiate Coaching Experience

• Assistant Coach, Lake Superior State (1986-90)
• Head Coach, Lake Superior State (1990-96)
Record: 182-52-25 (.751); two NCAA titles, two CCHA regular-season titles, four CCHA tournament championships
• Head Coach, University of Notre Dame (2005-):
- **Two** CCHA regular-season titles
- **Three** CCHA tournament titles
- **Six** NCAA appearances
- **Two** NCAA Frozen Four appearances

International Coaching Experience

• National Coach and Senior Director, U.S. National Team Developmental Program (1996-2000)
• Head Coach, U.S. Junior National Team (1996-97)
• Won silver medal at World Junior Championships
• Assistant Coach, U.S. Olympic Team (1998)

Junior Hockey Experience

• Head Coach, OHL's Guelph Storm (2000-03)
Record: 87-67-24 (4)

Professional Experience

• Assistant Coach, New York Islanders (2003-05)

Coaching Honors

• CCHA Coach of the Year (1990-91)
• CCHA Coach of the Year (2006-07)
• Spencer Penrose Award (2006-07)
• CCHA Coach of the Year (2010-11)

Jackson's Year-By-Year Collegiate Record

Year	Overall		Conference	
	W - L - T	.Pct	W - L - T	.Pct
1990-91	36 - 5 - 4	.844	26 - 2 - 4	.875
1991-92	30 - 9 - 4	.744	20 - 8 - 4	.688
1992-93	32 - 8 - 5	.767	20 - 5 - 5	.750
1993-94	31 - 10 - 4	.733	18 - 8 - 4	.667
1994-95	23 - 12 - 6	.634	14 - 9 - 4	.593
1995-96	30 - 8 - 2	.775	22 - 6 - 2	.767
2005-06	13 - 19 - 4	.417	11 - 13 - 4	.464
2006-07	32 - 7 - 3	.798	21 - 4 - 3	.804
2007-08	27 - 16 - 4	.617	15 - 9 - 4	.607
2008-09	31 - 6 - 3	.813	21 - 4 - 3	.804
2009-10	13 - 17 - 8	.447	9 - 12 - 7	.446
2010-11	25 - 14 - 5	.625	18 - 7 - 3	.696
2011-12	19 - 18 - 3	.513	12 - 13 - 3	.482
2012-13	25 - 13 - 3	.646	17 - 8 - 3	.661
2013-14	23 - 15 - 2	.600	9 - 9 - 2	.500
2014-15	18 - 19 - 5	.488	10 - 7 - 5	.568
2015-16	19 - 11 - 7	.608	15 - 5 - 2	.727
Totals	427-207-72	.656	278-130-62	.657

Head Coach JEFF JACKSON

► The 2015-16 hockey season marks University of Notre Dame hockey coach Jeff Jackson's 12th season behind the Irish bench. The highly regarded Jackson now has over 30 years of coaching experience.

► Notre Dame's Jeff Jackson era began in 2005 when the University searched for a man who could move the program among the elite hockey schools in the country.

► The veteran coach owned a resume packed with success at the collegiate, junior hockey, professional and international levels.

► During his 11-year run, Notre Dame has become one of the nation's top teams, winning the Central Collegiate Hockey Association's (CCHA) regular-season title twice (2006-07 and 2008-09) while earning three Mason Cup championships ('07, '09 and the final one in 2013).

► During Jackson's tenure, his teams have made seven trips to the NCAA Tournament (2006-09, 2010-11, 2012-14 and now 2016), advancing to the Frozen Four twice, playing in the 2008 title game and the 2011 national semifinals.

► Then in 2013-14, the team's first season in Hockey East, the Irish upset the conference's top team - Boston College - in the quarterfinals to advance to the TD Garden (Boston, Massachusetts) for the Hockey East semifinals

► Between 2006-09, the Irish turned in win totals of 32, 27 and 31 for three consecutive seasons of 25 or more wins and three consecutive NCAA tournament appearances, a first in program history.

► Jackson's success on the ice also has had a major impact off the ice for the Irish. With the wins came a commitment from the University that led to the new home of Irish hockey - The Compton Family Ice Arena - one of the finest college hockey facilities in the nation. The new venue opened for business on Oct. 21, 2011.

► Since Jackson's arrival, the Irish have had 32 players selected in the National Hockey League Entry Draft, including three first round selections. In that same span, 20 players from USA Hockey's National Team Developmental

Program have matriculated to Notre Dame.

► During his tenure, the Irish have had five players garner All-America honors -- Robbie Russo in 2015, Anders Lee in 2013, Ian Cole and Erik Condra in 2009 and David Brown in 2007.

► In addition, 14 of Jackson's players have gone on to play in the NHL (most recently Vince Hinostroza and Stephen Johns in 2015-16).

► In Jackson's first 11 seasons with Notre Dame, the Irish have played with poise and discipline, relying on team defense, strong goaltending and excellent special teams play. They also laid the foundation for future seasons with major success on the recruiting trail.

► In taking over the Irish coaching duties in 2005, Jackson became the first Notre Dame head coach to have won an NCAA Division I championship with another program before being hired as an Irish head coach.

► Success is nothing new for Jackson at the NCAA Division I level. In six years as the head coach at Lake Superior State (1990-96), Jackson's teams won two NCAA titles in 1992 and 1994 (also advancing to the finals in 1993), two CCHA regular-season championships (1991 and 1996) and four CCHA Mason Cup trophies (1991, 1992, 1993 and 1995).

► A 1978 graduate of Michigan State University with a degree in communications, Jackson followed with an education degree from Michigan State in 1979.

► In May 2003, Inside College Hockey, ranked Jackson 12th on its list of the 16 greatest college coaches of all-time with only five of the 16 still active in coaching.

► Jackson is a member of the USA Hockey Coaches Achievement Program, the American Hockey Coaches Association and the National Hockey League Coaches Association.

THE LAST TIME

TEAM

Notre Dame won in overtime December 29, 2014 vs. Miami (3-2, ot)
 Notre Dame lost in overtime October 22, 2016 vs. Penn State (3-2)
 Notre Dame tied in overtime October 21, 2016 vs. Penn State (3-3, ot)
 Notre Dame won in overtime (Hockey East game) November 14, 2014 at Merrimack (3-2, ot)
 Notre Dame lost in overtime (Hockey East game) February 19, 2016 at Providence College (3-2, ot)
 Notre Dame tied in overtime (Hockey East game) November 20, 2015 at UMass Lowell (2-2, ot)
 Notre Dame scored 10 or more goals in a game December 29, 2010 vs. Canisius (10-2)
 Notre Dame allowed 10 or more goals in a game March 12, 2005 at Michigan (10-1)
 Notre Dame had a home shutout February 27, 2016 vs. Boston University (Cal Petersen, 39 saves)
 Notre Dame had a road shutout February 15, 2014 at Providence (Steven Summerhays, 36 saves)
 Notre Dame had a neutral site shutout October 13, 2012 vs. Maine (Steven Summerhays, 22 saves)
 Notre Dame had a shutout in a HE game February 27, 2016 vs. Boston University (Cal Petersen, 39 saves)
 Notre Dame was shutout in a HE game January 29, 2016 vs. Boston College (Thatcher Demko, 28 saves)
 Notre Dame was shutout at home January 29, 2016 vs. Boston College (Thatcher Demko, 28 saves)
 Notre Dame was shutout on the road November 7, 2014 at Minnesota (Adam Wilcox, 20 saves)
 Notre Dame won 1-0 February 27, 2016 vs. Boston University (Cal Petersen, 39 saves)
 Notre Dame had 35 or more shots in a game October 28, 2016 vs. UConn (39 shots)
 Notre Dame had 40 or more shots in a game October 27, 2016 vs. UConn (49 shots)
 Notre Dame had 50 or more shots in a game October 7 vs. Arizona State (51 shots)
 Notre Dame surrendered 35 or more shots in a game February 27, 2016 vs. Boston University (39 shots)

Notre Dame surrendered 40 or more shots in a game February 13, 2016 vs. Maine (41 shots)
 Notre Dame surrendered 50 or more shots in a game January 1, 2016 at Denver (50 shots)
 Notre Dame had three PP goals in a game October 25, 2014 vs. Niagara (7-0 win)
 Notre Dame had four PP goals in a game October 20, 2013 vs. Michigan Tech (7-3 win)
 Notre Dame had six PP goals in a game October 7, 2016 vs. Arizona State (9-2 win)
 February 13, 2009 vs. No. Michigan (9-5 win)
 Notre Dame had one shorthanded goal in a game October 21, 2016 vs. Penn State (Jake Evans in a 3-3 ot tie)
 Notre Dame had two shorthanded goals in a game January 7, 2011 at Northern Michigan (8-1 win)
 November 20, 2010 vs. Michigan State (4-2 win)
 Notre Dame surrendered five PP goals December 4, 2004 vs. Michigan (8-0 loss)
 Notre Dame surrendered four PP goals February 1, 2013 at Ohio State (6-3 loss)
 Notre Dame surrendered three PP goals November 27, 2015 vs. Harvard (4-1 loss)
 Notre Dame surrendered two short-handed goals February 8, 2013 vs. Michigan (7-4 win)

INDIVIDUAL

Notre Dame player scored a hat trick October 16, 2015 - Steven Fogarty (at Penn State)
 Notre Dame defenseman scored a hat trick January 18, 2015 - Robbie Russo (at UConn)
 Notre Dame player scored four goals October 19, 1995 - Brian Urick (at Alaska-Fairbanks)
 Notre Dame player scored five goals December 29, 1971 - Ian Williams (at Dartmouth)
 Notre Dame player had three assists November 7, 2015 - Jake Evans (vs. Minnesota - 0-3-3)
 Notre Dame player had four assists December 29, 2010 - Stephen Johns (vs. Canisius - 0g, 4a)
 Notre Dame player had five assists October 21, 1994 - Jamie Ling (vs. Waterloo - 2g, 5a)
 Notre Dame player had four points October 28, 2016 - Anders Bjork (vs. UConn - 2-3-4)
 Notre Dame player had five points February 13, 2009 - Erik Condra (vs. Northern Michigan - 2g, 3a)
 Notre Dame player had six points October 21, 1994 - Jamie Ling (vs. Waterloo - 2g, 5a)
 Notre Dame player had seven points October 21, 1994 - Jamie Ling (vs. Waterloo - 2g, 5a)

Notre Dame goalie made 35+ saves February 27, 2016 - Cal Petersen (vs. Boston University, 1-0 win, 39 saves)
 Notre Dame goalie made 40+ saves February 13, 2016 - Cal Petersen (vs. Maine, 5-1 win, 40 saves)
 Notre Dame goalie made 50+ saves March 6, 2015 - Cal Petersen (vs. UMass, 4-3 loss, 87 saves)

Opposing player scored a hat trick November 11, 2011 - Cody Knyk (Alaska)
 Opposing player scored four goals March 12, 1994 - Colin Ward (Western Michigan)
 Opposing player scored five goals November 10, 1973 - Tom Ross (Michigan State)

Opposing player had four assists December 2, 2011 - Ludwig Karlsson (Northeastern - 0g, 4a)
 Opposing player had five assists January 20, 1996 - Kevin Hilton (Michigan - 0g, 5a)

Opposing player had four points March 12, 2016 - Kevin Roy (Northeastern - 2g, 2a)
 Opposing player had five points January 27, 2001 - Jeff Hamilton (Yale - 2g, 3a)
 Opposing player had six points January 11, 1994 - John Gruden (Ferris State - 4g, 3a)
 Opposing player had seven points January 11, 1994 - John Gruden (Ferris State - 4g, 3a)

Opposing goalie made 35+ saves October 27, 2016 - Adam Huska (UConn, 47 saves, 4-2 UConn win)
 Opposing goalie made 40+ saves October 27, 2016 - Adam Huska (UConn, 47 saves, 4-2 UConn win)
 Opposing goalie made 50+ saves March 6, 2015 - Steve Mastalerz (UMass, 75 saves, 4-3 win)

Notre Dame had a penalty shot November 15, 2013 - Connor Hurley (missed at Merrimack)
 December 6, 2013 - Jeff Costello (scored vs. Massachusetts)
 March 16, 2013 - Bryan Rust (scored vs. Bowling Green)
 Jan. 26, 2013 - Anders Lee (stopped by Ferris State)
 Opp. had a penalty shot January 29, 2016 - Colin White - Boston College (saved by Cal Petersen, BC wins 4-0)
 January 22, 2016 - Ara Nazarian - New Hampshire (scored on Cal Petersen, ND wins 5-1)
 December 10, 2015 - Colin White - Boston College (saved by Cal Petersen, ND wins 4-3)

SERIES

Notre Dame swept a two-game series February 12-13, 2016 (vs. Maine, 4-1, 5-1)
 Notre Dame swept in a two-game series January 23-24, 2015 (Northeastern (2-3, 2-4)
 Notre Dame swept a Hockey East home series February 12-13, 2016 (vs. Maine, 4-1, 5-1)
 Notre Dame swept a Hockey East road series February 5-6, 2016 (at Vermont, 2-1, 3-1)

NOTRE DAME'S 2016-17 RECORD WHEN

Overall 4-3-1
 In Hockey East games 1-1-0
 Non-conference games 3-2-1
 Home 3-2-1
 Road 1-1-0
 Neutral 0-0-0
 In overtime games 0-1-1

When Notre Dame scores first 3-1-0
 When opponents score first 1-2-1
 When Notre Dame leads after one period 2-0-0
 When Notre Dame trails after one period 0-2-0
 When score is tied after one period 2-1-1
 When Notre Dame leads after two periods 2-0-0
 When Notre Dame trails after two periods 0-2-1
 When score is tied after two periods 2-1-0
 When Notre Dame outshoots opponent 4-1-1
 When opponent outshoots Notre Dame 0-2-0
 When shots are even 0-0-0
 In Game 1 of weekend series 1-2-1
 In Game 2 of weekend series 3-1-0
 In Game 1 of Hockey East weekend series 0-1-0
 In Game 2 of Hockey East weekend series 1-0-0

In one-goal games 0-2-0
 In two-goal games 2-1-0

When scoring two or more goals 4-3-1
 When scoring three or more goals 4-1-1
 When scoring four or more goals 3-0-0
 When scoring five or more goals 2-0-0

Against Ranked Opponents

at #4/4 Minnesota Duluth 1-1-0

Month-By-Month

Notre Dame in October 4-3-1
 Notre Dame in November
 Notre Dame in December
 Notre Dame in January
 Notre Dame in February
 Notre Dame in March

Vs. Conferences

Big Ten 0-1-1
 ECAC
 Hockey East Association 1-1-0
 NCHC 1-1-0
 Independent 2-0-0

Comebacks (The Last Time Notre Dame ...)

Erased a two-goal, third period deficit to win or tie:
 at Boston College on Dec. 10, 2015 (W, 4-3)

Date	Opponent	Score	Att.	Record:	Overall	Home	Away	Neutral
Oct 07	ARIZONA STATE	W 9-2	3356	ALL GAMES	4-3-1	3-2-1	1-1-0	0-0-0
Oct 08	ARIZONA STATE	W 4-2	3554	CONFERENCE	1-1-0	1-1-0	0-0-0	0-0-0
Oct 14	at #4 Minnesota Duluth	L 3-4	5526	NON-CONFERENCE	3-2-1	2-1-1	1-1-0	0-0-0
Oct 15	at #4 Minnesota Duluth	W 3-1	6014					
Oct 21	PENN STATE	Tot 3-3	3411					
Oct 22	PENN STATE	Lot 2-3	3518					
* Oct 27	UCONN	L 2-4	2936					
* Oct 28	UCONN	W 6-2	4065					

TEAM STATISTICS		ND	OPP
SHOT STATISTICS			
Goals-Shot attempts		32-298	21-226
Shot pct.		.107	.093
Goals/Game		4.0	2.6
Shots/Game		37.2	28.2
POWER PLAYS			
Goals-Power Plays		13-60	5-39
Conversion Percent		.217	.128
Shot Attempts		86	46
Shot Percent		.151	.109
GOAL BREAKDOWN			
Power Play		13	5
Short-handed		1	0
Empty net		1	1
Penalty		0	0
Unassisted		0	0
Overtime		0	1
PENALTIES			
Number		49	76
Minutes		130	214
Penalties/Game		6.1	9.5
Pen minutes/Game		16.2	26.8

##	Player	gp	g	a	pts	sh	sh%	pen-min	pp	sh
10	Anders Bjork	8	7	9	16	32	.219	1-2	2	0
15	Andrew Oglevie	8	4	7	11	26	.154	0-0	3	0
25	Dylan Malmquist	8	3	7	10	15	.200	3-6	1	0
16	Connor Hurley	8	2	8	10	14	.143	6-12	0	0
3	Jordan Gross	8	3	5	8	31	.097	2-4	1	0
18	Jake Evans	8	2	6	8	23	.087	3-6	0	1
26	Cam Morrison	8	2	3	5	18	.111	3-6	1	0
27	Bobby Nardella	8	2	3	5	28	.071	4-16	1	0
21	Joe Wegwerth	7	3	1	4	17	.176	0-0	3	0
6	Tory Dello	8	1	3	4	22	.045	8-24	0	0
4	Dennis Gilbert	8	0	3	3	14	.000	3-6	0	0
29	Bo Brauer	3	2	0	2	3	.667	2-12	1	0
9	Dawson Cook	7	0	2	2	10	.000	0-0	0	0
28	Jack Jenkins	4	1	0	1	9	.111	0-0	0	0
11	Cal Burke	8	0	1	1	10	.000	1-2	0	0
22	Andrew Peeke	8	0	1	1	9	.000	1-2	0	0
2	Tony Bretzman	3	0	0	0	1	.000	0-0	0	0
12	Felix Holmberg	4	0	0	0	3	.000	0-0	0	0
19	Mike O'Leary	8	0	0	0	7	.000	3-14	0	0
8	Ben Ostlie	6	0	0	0	3	.000	3-6	0	0
24	Luke Ripley	6	0	0	0	3	.000	4-8	0	0
TM	TEAM	7	0	0	0	0	.000	2-4	0	0
	Total	8	32	59	91	298	.107	49-130	13	1
	Opponents	8	21	38	59	226	.093	76-214	5	0

##	Goalie	gp	min	ga	gaavg	saves	save%	w-l-t
40	Cal Petersen	8	462:23	19	2.47	198	.912	4-3-1
32	Cale Morris	1	19:43	1	3.04	7	.875	0-0-0
TM	EMPTY NET	7	4:14	1	-	0	.000	0-0-0
	Total	8	486:20	21	2.59	205	.907	4-3-1
	Opponents	8	486:20	32	3.95	266	.893	3-4-1

Attendance Summary		ND	Opponent
Total		20840	11540
Dates/Avg Per Date		6/3473	2/5770
Neutral Site #/Avg		0/0	

Goals by Period	1st	2nd	3rd	OT	Total
Notre Dame	9	9	14	0	32
Opponents	9	5	6	1	21

Saves by Period	1st	2nd	3rd	OT	Total
Notre Dame	72	64	64	5	205
Opponents	91	93	79	3	266

##	Player	gp	Shots					+/-	Penalties				Goals								
			g	a	pts	sh	sh%		pen-min	min	maj	oth	pp	sh	fg	gw	gt	ot	ht	pn	ua
10	Anders Bjork	8	7	9	16	32	.219	+7	1-2	1	0	0	2	0	1	2	0	0	0	0	0
15	Andrew Oglevie	8	4	7	11	26	.154	-2	0-0	0	0	0	3	0	1	0	0	0	0	0	0
25	Dylan Malmquist	8	3	7	10	15	.200	+5	3-6	3	0	0	1	0	0	0	0	0	0	0	0
16	Connor Hurley	8	2	8	10	14	.143	+6	6-12	6	0	0	0	0	1	1	0	0	0	0	0
3	Jordan Gross	8	3	5	8	31	.097	-1	2-4	2	0	0	1	0	0	1	1	0	0	0	0
18	Jake Evans	8	2	6	8	23	.087	0	3-6	3	0	0	0	1	0	0	0	0	0	0	0
26	Cam Morrison	8	2	3	5	18	.111	-2	3-6	3	0	0	1	0	0	0	0	0	0	0	0
27	Bobby Nardella	8	2	3	5	28	.071	+5	4-16	3	0	1	1	0	0	0	0	0	0	0	0
21	Joe Wegwerth	7	3	1	4	17	.176	+1	0-0	0	0	0	3	0	1	0	0	0	0	0	0
6	Tory Dello	8	1	3	4	22	.045	+3	8-24	7	0	1	0	0	0	0	0	0	0	0	0
4	Dennis Gilbert	8	0	3	3	14	.000	0	3-6	3	0	0	0	0	0	0	0	0	0	0	0
29	Bo Brauer	3	2	0	2	3	.667	+1	2-12	1	0	1	1	0	0	0	0	0	0	0	0
9	Dawson Cook	7	0	2	2	10	.000	-1	0-0	0	0	0	0	0	0	0	0	0	0	0	0
28	Jack Jenkins	4	1	0	1	9	.111	-3	0-0	0	0	0	0	0	0	0	0	0	0	0	0
11	Cal Burke	8	0	1	1	10	.000	-3	1-2	1	0	0	0	0	0	0	0	0	0	0	0
22	Andrew Peeke	8	0	1	1	9	.000	+1	1-2	1	0	0	0	0	0	0	0	0	0	0	0
2	Tony Bretzman	3	0	0	0	1	.000	-2	0-0	0	0	0	0	0	0	0	0	0	0	0	0
12	Felix Holmberg	4	0	0	0	3	.000	0	0-0	0	0	0	0	0	0	0	0	0	0	0	0
19	Mike O'Leary	8	0	0	0	7	.000	0	3-14	2	0	1	0	0	0	0	0	0	0	0	0
8	Ben Ostlie	6	0	0	0	3	.000	-2	3-6	3	0	0	0	0	0	0	0	0	0	0	0
24	Luke Ripley	6	0	0	0	3	.000	-1	4-8	4	0	0	0	0	0	0	0	0	0	0	0
TM	TEAM	7	0	0	0	0	.000	0	2-4	2	0	0	0	0	0	0	0	0	0	0	0
	Total	8	32	59	91	298	.107	+12	49-130	45	0	4	13	1	4	4	1	0	0	0	0
	Opponents	8	21	38	59	226	.093	-	76-214	67	2	7	5	0	4	3	0	1	0	0	0

##	Goalie	gp-gs	Goal average			Saves		Record				Goals allowed				
			minutes	ga	avg	saves	pct	w	l	t	sho	pp	sh	en	pen	sog
40	Cal Petersen	8-8	462:23	19	2.47	198	.912	4	3	1	0	5	0	0	0	0
32	Cale Morris	1-0	19:43	1	3.04	7	.875	0	0	0	0	0	0	0	0	0
TM	EMPTY NET	7-0	4:14	1	-	0	.000	0	0	0	0	0	0	1	0	0
	Total	8-0	486:20	21	2.59	205	.907	4	3	1	0	5	0	1	0	0
	Opponents	8-0	486:20	32	3.95	266	.893	3	4	1	0	13	1	1	0	0

##	Points	GP	G	A	Pts	Sh
10	Anders Bjork	8	7	9	16	32
15	Andrew Oglevie	8	4	7	11	26
25	Dylan Malmquist	8	3	7	10	15
16	Connor Hurley	8	2	8	10	14
3	Jordan Gross	8	3	5	8	31
18	Jake Evans	8	2	6	8	23
26	Cam Morrison	8	2	3	5	18
27	Bobby Nardella	8	2	3	5	28
21	Joe Wegwerth	7	3	1	4	17
6	Tory Dello	8	1	3	4	22

##	Goals	GP	G	A	Pts	Sh
10	Anders Bjork	8	7	9	16	32
15	Andrew Oglevie	8	4	7	11	26
25	Dylan Malmquist	8	3	7	10	15
3	Jordan Gross	8	3	5	8	31
21	Joe Wegwerth	7	3	1	4	17
16	Connor Hurley	8	2	8	10	14
18	Jake Evans	8	2	6	8	23
26	Cam Morrison	8	2	3	5	18
27	Bobby Nardella	8	2	3	5	28
29	Bo Brauer	3	2	0	2	3

##	Power-Play Goals	GP	PPG
15	Andrew Oglevie	8	3
21	Joe Wegwerth	7	3
10	Anders Bjork	8	2

##	Short-Handed Goals	GP	SHG
18	Jake Evans	8	1

##	Game-Winning Goals	GP	GWG
10	Anders Bjork	8	2

##	Plus/Minus	GP	+/-
10	Anders Bjork	8	+7
16	Connor Hurley	8	+6
27	Bobby Nardella	8	+5
25	Dylan Malmquist	8	+5
6	Tory Dello	8	+3
22	Andrew Peeke	8	+1
29	Bo Brauer	3	+1
21	Joe Wegwerth	7	+1

##	Assists	GP	G	A	Pts	Sh
10	Anders Bjork	8	7	9	16	32
16	Connor Hurley	8	2	8	10	14
15	Andrew Oglevie	8	4	7	11	26
25	Dylan Malmquist	8	3	7	10	15
18	Jake Evans	8	2	6	8	23
3	Jordan Gross	8	3	5	8	31
26	Cam Morrison	8	2	3	5	18
27	Bobby Nardella	8	2	3	5	28
6	Tory Dello	8	1	3	4	22
4	Dennis Gilbert	8	0	3	3	14

##	Shots	GP	G	A	Pts	Sh	Sh%
10	Anders Bjork	8	7	9	16	32	.219
3	Jordan Gross	8	3	5	8	31	.097
27	Bobby Nardella	8	2	3	5	28	.071
15	Andrew Oglevie	8	4	7	11	26	.154
18	Jake Evans	8	2	6	8	23	.087
6	Tory Dello	8	1	3	4	22	.045
26	Cam Morrison	8	2	3	5	18	.111
21	Joe Wegwerth	7	3	1	4	17	.176
25	Dylan Malmquist	8	3	7	10	15	.200
16	Connor Hurley	8	2	8	10	14	.143

##	Shot Pct.	GP	G	A	Pts	Sh	Sh%
29	Bo Brauer	3	2	0	2	3	.667
10	Anders Bjork	8	7	9	16	32	.219
25	Dylan Malmquist	8	3	7	10	15	.200
21	Joe Wegwerth	7	3	1	4	17	.176
15	Andrew Oglevie	8	4	7	11	26	.154
16	Connor Hurley	8	2	8	10	14	.143
26	Cam Morrison	8	2	3	5	18	.111
28	Jack Jenkins	4	1	0	1	9	.111
3	Jordan Gross	8	3	5	8	31	.097
18	Jake Evans	8	2	6	8	23	.087

##	Penalties	GP	Pen	Min
6	Tory Dello	8	8	24
16	Connor Hurley	8	6	12
27	Bobby Nardella	8	4	16
24	Luke Ripley	6	4	8
4	Dennis Gilbert	8	3	6
18	Jake Evans	8	3	6
26	Cam Morrison	8	3	6
8	Ben Ostlie	6	3	6
19	Mike O'Leary	8	3	14
25	Dylan Malmquist	8	3	6

##	Penalty Minutes	GP	Pen	Min
6	Tory Dello	8	8	24
27	Bobby Nardella	8	4	16
19	Mike O'Leary	8	3	14
16	Connor Hurley	8	6	12
29	Bo Brauer	3	2	12
24	Luke Ripley	6	4	8
18	Jake Evans	8	3	6
26	Cam Morrison	8	3	6
4	Dennis Gilbert	8	3	6
25	Dylan Malmquist	8	3	6

Date	Opponent		Score	Shots	Overall	Conf	Time	Att.	Goalie of record
Oct 07	ARIZONA STATE	W	9-2	51/19	1-0-0	0-0-0	2:45	3356	Cal Petersen
Oct 08	ARIZONA STATE	W	4-2	37/25	2-0-0	0-0-0	2:18	3554	Cal Petersen
Oct 14	at #4 Minnesota Duluth	L	3-4	23/32	2-1-0	0-0-0	2:20	5526	Cal Petersen
Oct 15	at #4 Minnesota Duluth	W	3-1	38/28	3-1-0	0-0-0	2:13	6014	Cal Petersen
Oct 21	PENN STATE	Tot	3-3	33/32	3-1-1	0-0-0	2:27	3411	Cal Petersen
Oct 22	PENN STATE	Lot	2-3	28/33	3-2-1	0-0-0	2:20	3518	Cal Petersen
* Oct 27	UCONN	L	2-4	49/25	3-3-1	0-1-0	2:23	2936	Cal Petersen
* Oct 28	UCONN	W	6-2	39/32	4-3-1	1-1-0	2:00	4065	Cal Petersen

Team Record	W-L-T	Attendance	Dates	Total	Avg.
Overall:	4-3-1	Total:	8	32380	4048
Conference:	1-1-0	Home:	6	20840	3473
Home:	3-2-1	Away:	2	11540	5770
Away:	1-1-0	Neutral:	0	0	0
Neutral:	0-0-0				
Overtime:	0-1-1				

Opponent	Date	Score	2 BRETZMAN,T	3 GROSS,JORD	4 GILBERT,DEN	6 DELLO,TORY	8 OSTLIE,BEN	9 COOK,DAWS	10 BJORK,ANDE	11 BURKE,CAL	12 HOLMBERG,F	15 OGLEVIE,AN	16 HURLEY,CON
ASU	Oct 07	9-2 W	DNP	1-2-3	0-1-1	0-2-2	DNP	DNP	2-1-3	0-1-1	0-0-0	1-2-3	0-2-2
ASU	Oct 08	4-2 W	0-0-0	0-1-1	0-0-0	0-0-0	0-0-0	0-0-0	2-2-4	0-0-0	DNP	0-0-0	1-2-3
at UMD	Oct 14	3-4 L	DNP	0-0-0	0-0-0	0-0-0	0-0-0	0-0-0	1-0-1	0-0-0	0-0-0	1-1-2	0-1-1
at UMD	Oct 15	3-1 W	0-0-0	1-0-1	0-0-0	0-0-0	0-0-0	0-0-0	0-2-2	0-0-0	DNP	1-0-1	0-1-1
PSU	Oct 21	3-3 t	DNP	1-1-2	0-0-0	0-0-0	0-0-0	0-1-1	0-1-1	0-0-0	0-0-0	1-0-1	0-0-0
PSU	Oct 22	2-3 L	0-0-0	0-1-1	0-0-0	0-0-0	0-0-0	0-0-0	0-0-0	0-0-0	DNP	0-2-2	0-0-0
UCONN	Oct 27	2-4 L	DNP	0-0-0	0-0-0	1-0-1	0-0-0	0-0-0	0-1-1	0-0-0	DNP	0-1-1	0-1-1
UCONN	Oct 28	6-2 W	DNP	0-0-0	0-2-2	0-1-1	DNP	0-1-1	2-2-4	0-0-0	0-0-0	0-1-1	1-1-2

Opponent	Date	Score	18 EVANS,JAKE	19 O'LEARY,MIK	21 WEGWERTH,	22 PEEKE,ANDR	24 RIPLEY,LUKE	25 MALMQUIST,	26 MORRISON,C	27 NARDELLA,B	28 JENKINS,JAC	29 BRAUER,BO	32 MORRIS,CAL
ASU	Oct 07	9-2 W	0-1-1	0-0-0	0-1-1	0-0-0	0-0-0	1-1-2	0-2-2	2-1-3	0-0-0	2-0-2	0-0-0
ASU	Oct 08	4-2 W	0-0-0	0-0-0	DNP	0-0-0	0-0-0	1-2-3	0-0-0	0-1-1	0-0-0	DNP	DNP
at UMD	Oct 14	3-4 L	0-2-2	0-0-0	0-0-0	0-0-0	0-0-0	0-0-0	1-1-2	0-0-0	DNP	DNP	DNP
at UMD	Oct 15	3-1 W	0-0-0	0-0-0	0-0-0	0-0-0	DNP	1-2-3	0-0-0	0-1-1	DNP	0-0-0	DNP
PSU	Oct 21	3-3 t	1-1-2	0-0-0	0-0-0	0-0-0	0-0-0	0-0-0	0-0-0	0-0-0	DNP	DNP	DNP
PSU	Oct 22	2-3 L	0-1-1	0-0-0	2-0-2	0-0-0	DNP	0-0-0	0-0-0	0-0-0	DNP	0-0-0	DNP
UCONN	Oct 27	2-4 L	1-0-1	0-0-0	0-0-0	0-0-0	0-0-0	0-1-1	0-0-0	0-0-0	0-0-0	DNP	DNP
UCONN	Oct 28	6-2 W	0-1-1	0-0-0	1-0-1	0-1-1	0-0-0	0-1-1	1-0-1	0-0-0	1-0-1	DNP	DNP

Cal Petersen Game-by-Game															
Date	Opponent	Score	Minutes	GA	GAAvg	Saves	Save%	W	L	T	PP	SH	EN	PN	SO
Oct 07, 2016	ARIZONA STATE	9-2	39:41	1	1.51	10	.909	1	0	0	0	0	0	0	0
Oct 08, 2016	ARIZONA STATE	4-2	59:34	2	1.81	23	.917	2	0	0	1	0	0	0	0
Oct 14, 2016	at Minnesota Duluth	3-4	58:26	4	2.66	28	.897	2	1	0	1	0	0	0	0
Oct 15, 2016	at Minnesota Duluth	3-1	59:25	1	2.21	27	.917	3	1	0	0	0	0	0	0
Oct 21, 2016	PENN STATE	3-3	64:39	3	2.34	29	.914	3	1	1	1	0	0	0	0
Oct 22, 2016	PENN STATE	2-3	61:17	3	2.45	30	.913	3	2	1	0	0	0	0	0
Oct 27, 2016	UCONN	2-4	59:21	3	2.53	21	.908	3	3	1	1	0	0	0	0
Oct 28, 2016	UCONN	6-2	60:00	2	2.47	30	.912	4	3	1	1	0	0	0	0
Totals			462:23	19	2.47	198	.912	4	3	1	5	0	0	0	0

Cale Morris Game-by-Game															
Date	Opponent	Score	Minutes	GA	GAAvg	Saves	Save%	W	L	T	PP	SH	EN	PN	SO
Oct 07, 2016	ARIZONA STATE	9-2	19:43	1	3.04	7	.875	0	0	0	0	0	0	0	0
Totals			19:43	1	3.04	7	.875	0	0	0	0	0	0	0	0

Hockey Game Box Score (Final)
Penn State vs #3 Notre Dame (Oct 21, 2016 at Notre Dame, Ind.)

Penn State (3-1-1, 0-0-0 BIG) vs. Notre Dame (3-1-1, 0-0-0 HEA)
Date: Oct 21, 2016 • Location: Notre Dame, Ind. • Arena: Compton Family Arena
Attendance: 3411 • Start time: 7:35 PM • End time: 10:02 PM • Total time: 2:27

Prd	Time	Team	Scored by	Assists	Vis. on ice	Home on ice
1st	02:16	PSU	PP Pavlychev, Nikita/2	Berger, Chase/5 Hamilton, Trevor/4	13,8,11,9,5	4,6,10,24
2nd	15:14	ND	SH Jake Evans/1	Dawson Cook/1	5,8,9,11,13	18,9,22,24
3rd	10:35	PSU	EV Richards, Dylan/2	Smirnov, Denis/3 Kerr, Kevin/3	12,25,5,6,9	3,10,16,22,25
4th	2nd 18:08	PSU	EV Richard, Dylan/3	Pedrie, Vince/2	12,24,25,20,16	3,4,10,15,8
5th	2nd 18:47	ND	EV Andrew Oglevie/4	Jordan Gross/4	6,10,14,26,4	15,3,18,26,27
6th	3rd 12:28	ND	EV Jordan Gross/3	Jake Evans/4 Anders Bjork/6	5,10,11,14,26	3,18,10,26,27

Goals by Period

Team	1	2	3	OT	Tot
PSU	1	2	0	0	3
ND	1	1	1	0	3

Shots by Period

Team	1	2	3	OT	Tot
PSU	10	8	11	3	32
ND	9	12	9	3	33

Power Play Goals-Att (SH)

Prd	PSU	ND
1st	1-2 (4)	0-3 (5)
2nd	0-2 (3)	0-4 (5)
3rd	0-3 (4)	0-2 (4)
OT	0-1 (1)	0-1 (1)
Total	1-8 (12)	0-10 (11)

Penalties-Minutes by Prd

Prd	PSU	ND
1st	3-6	4-8
2nd	4-8	1-2
3rd	4-8	3-6
OT	0-0	1-2
Total	11-22	9-18

Three stars:
1. Jordan Gross
2. Richard, Dylan
3. Jake Evans

Officials:
Referee: Chip McDonald
Referee: Peter Schlitterhardt
Linesman: Robby Shintani
Linesman: Brent Gawlik

TEAM SUMMARY

#	Penn State	1	2	3	OT	Tot	+/
4	Myllari, Kris	0	0	0	0	-1	
5	Kerr, Kevin	1	0	0	0	-1	
6	Gobetz, James	0	0	0	0	0	
7	Robinson, James	1	0	0	0	1	
8	Berger, Chase	2	1	2	0	-1	
9	Goodwin, David	0	0	0	0	0	
10	Biro, Brandon	0	0	1	1	-2	
11	Hamilton, Trevor	0	0	0	0	-2	
12	Richard, Dylan	0	2	1	0	3	
13	Pavlychev, Nikita	1	0	1	0	-1	
14	Sucesse, Nate	1	0	1	0	-2	
15	Kohler, Sean	0	0	0	0	0	
16	Sturtz, Andrew	1	0	3	0	+1	
17	Autio, Erik	0	1	0	0	-1	
18	DeRosa, Ricky	0	1	0	0	-2	
19	Pedrie, Vince	2	1	1	0	+1	
20	Smirnov, Denis	1	1	1	0	+2	
21	Folkes, Liam	0	1	0	0	-2	
22	Chad Katanar	dnp					
Totals		10	8	11	3	32	-5

GOALTENDERS

#	Penn State	Dec	Min	GA	1	2	3	OT	Saves
31	Jones, Peyton	T	64:51	3	8	11	8	3	30
	EMPTY NET			0	0	0	0	0	0

Penalty Summary

Prd	Player	Team	MinOffense	Time
1st	Luke Ripley	ND	2.Hooking	02:09 PP
1st	DeRosa, Ricky	PSU	2.Holding	04:39 PP
1st	Autio, Erik	PSU	2.Interference	08:50 PP
1st	Ben Ostlie	ND	2.Tripping	13:40 PP
1st	DeRosa, Ricky	PSU	2.Tripping	16:55 PP
1st	Dylan Malmquist	ND	2.Slashing	18:51 PP
1st	Luke Ripley	ND	2.Hooking	20:00 PP
2nd	Gobetz, James	PSU	2.Cross-Checking	02:55 PP
2nd	Hamilton, Trevor	PSU	2.Holding	06:24 PP
2nd	Hamilton, Trevor	PSU	2.Holding	12:39 PP

GOALTENDERS

#	Notre Dame	Dec	Min	GA	1	2	3	OT	Saves
40	Cal Petersen	T	64:39	3	9	6	11	3	29
	EMPTY NET			0	0	0	0	0	0

Penalty Summary

Prd	Player	Team	MinOffense	Time
2nd	Ben Ostlie	ND	2.Slashing	16:06 PP
2nd	Sturtz, Andrew	PSU	2.Interference	18:59 PP
2nd	Pedrie, Vince	PSU	2.Slashing	00:52 PP
3rd	Kerr, Kevin	PSU	2.Unsportsmanlike Conduct	04:31 PP
3rd	Cal Burke	ND	2.Hooking	04:31 PP
3rd	Dylan Malmquist	ND	2.Interference	06:45 PP
3rd	Pavlychev, Nikita	PSU	2.Tripping	09:21 PP
3rd	Jake Evans	ND	2.Boarding	14:27 PP
3rd	Pedrie, Vince	PSU	2.Tripping	19:46 PP
3rd	Connor Hurley	PSU	2.Slashing	01:36 PP

Referee's signature

Hockey Game Box Score (Final)
Penn State vs #3 Notre Dame (Oct 22, 2016 at Notre Dame, Ind.)

Penn State (3-1-1, 0-0-0 BIG) vs. Notre Dame (3-2-1, 0-0-0 HEA)
Date: Oct 22, 2016 • Location: Notre Dame, Ind. • Arena: Compton Ice Arena
Attendance: 3518 • Start time: 7:10 PM • End time: 9:30 PM • Total time: 2:20

Prd	Time	Team	Scored by	Assists	Vis. on ice	Home on ice
1st	04:34	PSU	EV Robinson, James/1	DeRosa, Ricky/1 Marsh, Alec/1 Jordan Gross/1	7,21,28,4,6	2,8,9,22,26
2nd	11:06	ND	PP Joe Wegwerth/1	Andrew Oglevie/4	21,13,20,24	3,15,18,4,21
3rd	03:09	ND	EV Sucesse, Nate/4	Hamilton, Trevor/5	14,11,8,5,16	3,4,15,18,25
4th	3rd 11:06	ND	EX Joe Wegwerth/2	Jake Evans/6 Andrew Oglevie/5	20,14,25,12	21,18,4,15,16,3
5th	01:20	PSU	EV Sturtz, Andrew/4	Smirnov, Denis/5 Jones, Peyton/1	16,25,12,9,20	3,11,16,25,27

Goals by Period

Team	1	2	3	OT	Tot
PSU	1	0	0	0	1
ND	0	1	1	0	2

Shots by Period

Team	1	2	3	OT	Tot
PSU	7	14	9	3	33
ND	10	11	10	0	31

Power Play Goals-Att (SH)

Prd	PSU	ND
1st	0-0 (0)	0-0 (0)
2nd	0-0 (0)	0-0 (0)
3rd	0-0 (0)	0-0 (0)
OT	0-0 (0)	0-0 (0)
Total	0-0 (0)	0-0 (0)

Penalties-Minutes by Prd

Prd	PSU	ND
1st	0-0	0-0
2nd	0-0	0-0
3rd	0-0	0-0
OT	0-0	0-0
Total	0-0	0-0

Three stars:
1. Jordan Gross
2. Andrew Peeke
3. Jordan Gross

Officials:
Referee: Chip McDonald
Referee: Peter Schlitterhardt
Linesman: Robert Shintani
Linesman: Brent Gawlik

TEAM SUMMARY

#	Penn State	1	2	3	OT	Tot	+/
4	Myllari, Kris	0	0	0	0	-1	
5	Kerr, Kevin	0	1	0	0	-2	
6	Gobetz, James	0	0	0	0	-1	
7	Robinson, James	2	0	0	0	+1	
8	Berger, Chase	1	2	0	0	+1	
9	Goodwin, David	0	0	2	0	+1	
10	Biro, Brandon	0	1	0	0	-1	
11	Hamilton, Trevor	0	0	1	1	-1	
12	Richard, Dylan	0	0	0	0	-1	
13	Pavlychev, Nikita	0	0	0	0	0	
14	Sucesse, Nate	0	2	0	0	+2	
15	Kohler, Sean	0	2	0	0	+1	
16	Sturtz, Andrew	0	0	0	0	0	
17	Autio, Erik	0	0	0	0	0	
18	DeRosa, Ricky	0	0	0	0	0	
19	Pedrie, Vince	2	3	1	0	+6	
20	Smirnov, Denis	0	0	0	0	0	
21	Folkes, Liam	0	0	0	0	0	
22	Marsh, Alec	0	0	0	0	0	
23	Jones, Peyton	0	0	0	0	0	
24	TM TEAM	0	0	0	0	0	
25	Funley, Chris	dnp					
Totals		7	14	9	3	33	+15

GOALTENDERS

#	Penn State	Dec	Min	GA	1	2	3	OT	Saves
31	Jones, Peyton	W	61:20	2	7	10	9	0	26
	EMPTY NET			0	0	0	0	0	0

Penalty Summary

Prd	Player	Team	MinOffense	Time
1st	Cam Morrison	ND	2.Elbowing	10:17 PP
1st	Autio, Erik	PSU	2.Holding	11:15 PP
1st	Ben Ostlie	ND	2.Hooking	14:18 PP
2nd	Autio, Erik	PSU	2.Hooking	00:50 PP
2nd	Gobetz, James	PSU	2.Hooking	10:54 PP
2nd	Bobby Nardella	ND	2.Slashing	13:27 PP

GOALTENDERS

#	Notre Dame	Dec	Min	GA	1	2	3	OT	Saves
40	Cal Petersen	OTL	61:17	3	6	14	8	2	30
	EMPTY NET			0	0	0	0	0	0

Penalty Summary

Prd	Player	Team	MinOffense	Time
2nd	Smirnov, Denis	PSU	2.Hooking	15:55 PP
2nd	Connor Hurley	ND	2.Hooking	06:37 PP
2nd	Robinson, James	PSU	2.Slashing	09:59 PP
3rd	Pedrie, Vince	PSU	2.Cross-Checking	11:06 PP
3rd	TM TEAM	ND	2.Too Many Players On Ice	19:05 PP

Referee's signature

Hockey Game Box Score (Final)
UConn vs #6 Notre Dame (Oct 27, 2016 at Notre Dame, Ind.)

UConn (3-1-2, 1-0-0 HEA) vs. Notre Dame (3-3-1, 0-1-0 HEA)
Date: Oct 27, 2016 • Location: Notre Dame, Ind. • Arena: Compton Family Arena
Attendance: 2936 • Start time: 7:35 PM • End time: 9:58 PM • Total time: 2:23

Prd	Time	Team	Scored by	Assists	Vis. on ice	Home on ice
1st	15:16	UConn	EV Howell, Justin/1	Kunnas, Joona/3 Schwartz, Jesse/2 Thompson, Tage/3	7,17,22,28,6	9,11,28,22,24
2nd	17:13	UConn	PP Letunov, Maxim/1	Morgan, Brian/2	29,27,28,23,19	3,4,9,18
3rd	2nd 12:50	ND	EV Tory Dello/1	Connor Hurley/7 Dylan Malmquist/6 Pratt, Derek/2	29,10,23,27,7	6,25,16,4,10
4th	3rd 07:23	UConn	EV El-Mir, Karl/4	Kalter, Max/5 Andrew Oglevie/4 Anders Bjork/7	18,2,16,20,19	3,15,18,26,27
5th	3rd 13:02	ND	EV Jake Evans/2	Pedrie, Vince Anders Bjork/7 Thompson, Tage/4	23,27,7,6,29	18,15,10,4,6
6th	3rd 18:54	UConn	EN Letunov, Maxim/2	Thompson, Tage/4	27,29,28,22,0	3,15,18,27,28,4

Goals by Period

Team	1	2	3	OT	Tot
UConn	1	2	0	0	3
ND	0	1	1	0	2

Shots by Period

Team	1	2	3	OT	Tot
UConn	11	5	9	25	49
ND	14	21	14	49	

Power Play Goals-Att (SH)

Prd	UConn	ND
1st	1-1 (3)	0-1 (2)
2nd	0-0 (0)	0-2 (5)
3rd	0-0 (0)	0-3 (8)
Total	1-1 (3)	0-6 (15)

Penalties-Minutes by Prd

Prd	UConn	ND
1st	1-2	1-2
2nd	2-4	0-0
3rd	3-6	0-0
Total	6-12	1-2

Three stars:
1. Huska, Adam
2. Letunov, Maxim
3. Thompson, Tage

Officials:
Referee: Stephen McInchak
Referee: Kevin Keenan
Linesman: Robert Shintani
Linesman: Tommy George

TEAM SUMMARY

#	UConn	1	2	3	OT	Tot	+/
2	Pratt, Derek	0	0	0	0	+2	
6	Austin, Johnny	0	1	1	0	+1	
7	Kunnas, Joona	0	0	0	0	-1	
8	Naas, Spencer	0	0	1	0	0	
10	Gendron, Miles	0	0	0	0	-1	
11	Ronan, Corey	1	0	1	0	0	
13	Masonius, Joseph	0	0	0	0	0	
16	El-Mir, Karl	0	0	0	0	+1	
17	Schwartz, Jesse	0	0	0	0	+1	
18	Kalter, Max	0	0	1	1	+1	
19	Richardson, Eva	0					



#2 Tony Bretzman

Jr. | F | Mendota Heights, Minnesota
Langley Rivermen (BCHL)

Career Highs

Goals: 1 (2x - vs. UConn 11/1/15)
Assists: 1 (vs. UMass 12/6/14)
Points: 1 (3x - vs. UConn 11/1/15)
Multi-point games: n/a
Point Streak: n/a

2016-17 Notes

Bretzman's Career Stats

Season	GP	G	A	Points	Shots	Shot%	Pen-Min	+/-	PPG	SHG	GWG
2014-15	17	1	1	2	8	.125	3-6	-2	0	0	1
2015-16	8	1	0	1	5	.200	2-4	+2	0	0	0
2016-17	3	0	0	0	1	.000	0-0	-2	0	0	0
TOTAL	28	2	1	3	14	.143	5-10	-2	0	0	1



#3 Jordan Gross

JR. | D | Maple Grove, Minnesota
Green Bay Gamblers (USHL)

2016-17 Notes

- Opened the season with a three-point game (1G, 2A) against Arizona State (Oct. 7), tying his career high mark in the 9-2 win.
- Gross has played 87 consecutive games to start his Notre Dame career.
- Notched the third period, game tying goal in Notre Dame's 3-3 tie with Penn State on Oct. 21 (also had an assist in that game).

Career Highs

Goals: 2 (2x - vs. Northeastern 11/12/15)
Assists: 2 (7x - vs. Arizona State 10/7/16)
Points: 3 (2x - Arizona State 10/7/16)
Multi-point games: 17
Point Streak: 9 games
(Dec. 5 - Jan. 23, 2015; 3-8-11)

Gross's Career Stats

Season	GP	G	A	Points	Shots	Shot%	Pen-Min	+/-	PPG	SHG	GWG
2014-15	42	7	21	28	92	.076	7-14	+8	1	0	1
2015-16	37	9	22	31	113	.080	11-30	+15	2	0	1
2016-17	8	3	5	8	31	.097	2-4	-1	1	0	1
TOTAL	87	19	48	67	236	.081	20-48	+22	4	0	3



#4 Dennis Gilbert

So. | D | Buffalo, New York
Chicago Steel (USHL)

Career Highs

Goals: 1 (2x - at BC 12/10/15)
Assists: 2 (3x - vs. UConn 10/28/16)
Points: 2 (4x - vs. UConn 10/28/16)
Multi-point games: 4
Point Streak: 3 games
(Oct. 31 - Nov. 6, 2015; 0-4-4)

2016-17 Notes

- Tied a career high with two assists in Notre Dame's 6-2 win over UConn (Oct. 28).

Gilbert's Career Stats

Season	GP	G	A	Points	Shots	Shot%	Pen-Min	+/-	PPG	SHG	GWG
2015-16	37	2	8	10	54	.037	17-34	+5	1	0	1
2016-17	8	0	3	3	14	.000	3-6	0	0	0	0
TOTAL	45	2	11	13	68	.029	20-40	+5	1	0	1



#6 Tory Dello

Rr. | D | Crystal Lake, Illinois
Tri-City Storm (USHL)

Career Highs

Goals: 1 (vs. UConn 10/27/16)
Assists: 1 (vs. Arizona State 10/7/16)
Points: 1 (2x - vs. UConn 10/27/16)
Multi-point games: --
Point Streak: 2 games
(Oct. 27-28, 2016; 1-1-2) *

* - Active


2016-17 Notes

- Registered his first career point in his first career game by notching an assist on Anders Bjork's game-winning, power-play goal against Arizona State (Oct. 7).

- Notched his first career goal in the 4-2 loss to UConn (Oct. 27).

Dello's Career Stats

Season	GP	G	A	Points	Shots	Shot%	Pen-Min	+/-	PPG	SHG	GWG
2016-17	8	1	3	4	22	.045	8-24	+3	0	0	0
TOTAL	8	1	3	4	22	.045	8-24	+3	0	0	0



#8 Ben Ostlie

Sr. | F | Edina, Minnesota
Omaha Lancers (USHL)

Career Highs

Goals: 1 (2x - at PSU 10/17/15)
Assists: 1 (3x - vs. Western Michigan 1/8/16)
Points: 1 (5x - vs. Western Michigan 1/8/16)
Multi-point games: n/a

2016-17 Notes

Ostlie's Career Stats

Season	GP	G	A	Points	Shots	Shot%	Pen-Min	+/-	PPG	SHG	GWG
2013-14	12	0	0	0	10	.000	3-6	-3	0	0	0
2014-15	24	1	2	3	13	.077	2-4	0	0	0	0
2015-16	27	1	1	2	17	.059	2-4	-5	0	0	0
2016-17	6	0	0	0	3	.000	3-6	-2	0	0	0
TOTAL	69	2	3	5	43	.047	10-20	-10	0	0	0



#9 Dawson Cook

Jr. | F | Cadillac, Michigan
Green Bay Gamblers (USHL)

Career Highs

Goals: 1 (4x - vs. Western Michigan 1/8/16)
Assists: 1 (4x - vs. UConn 10/28/16)
Points: 1 (8x - vs. UConn 10/28/16)
Multi-point games: n/a
Point Streak: 2 games
(Nov. 28 - Dec. 4, 2015)

2016-17 Notes

Cook's Career Stats

Season	GP	G	A	Points	Shots	Shot%	Pen-Min	+/-	PPG	SHG	GWG
2014-15	35	1	1	2	11	.091	4-8	-6	0	0	0
2015-16	32	3	1	4	16	.188	2-4	-2	0	0	1
2016-17	7	0	2	2	10	.000	0-0	-1	0	0	0
TOTAL	74	4	4	8	37	.108	6-12	-9	0	0	1



#10 Anders Bjork

Jr. | F | Mequon, Wisconsin
U.S. National U-18 Team

Career Highs

Goals: 2 (4x - vs. UConn 10/28/16)
Assists: 2 (13x - vs. UConn 10/28/16)
Points: 4 (2x - vs. UConn 10/28/16)
Multi-point games: 16
Point Streak: 10 games
(Nov. 28 - Jan. 23, 2016; 7-8-15)

2016-17 Notes

- Opened the season by scoring two goals and adding an assist in Notre Dame's 9-2 win over Arizona State (Oct. 7).
- The next night against the Sun Devils, posted a career-high four points on two goals and two assists.
- Had the game-winning goal on both wins over Arizona State and was named the Hockey East Player of the Week for his seven-point weekend (Oct. 10).
- Scored a highlight reel goal at Minnesota Duluth (Oct. 14) when he beat the defense and finished with a high wrist shot for his fifth goal of the season.
- Had a pair of assists in Notre Dame's 3-1 win at No. 4 Minnesota Duluth (Oct. 15).
- Posted his second four-point game of the season in Notre Dame's 6-2 win over UConn (Oct. 28), including two goals

and two assists.

- Finished October with 16 points (7-9-17) and was named the Hockey East Player of the Month.

Bjork's Career Stats

Season	GP	G	A	Points	Shots	Shot%	Pen-Min	+/-	PPG	SHG	GWG
2014-15	41	7	15	22	74	.095	7-14	-3	1	1	0
2015-16	35	12	23	35	92	.130	4-8	+28	3	0	0
2016-17	8	7	9	16	32	.219	1-2	+7	2	0	2
TOTAL	84	26	47	73	198	.131	12-24	+32	6	1	2



#11 Cal Burke

Fr. | F | Boxborough, Massachusetts
Cedar Rapids RoughRiders (USHL)

Career Highs

Goals: --
Assists: 1 (Arizona State 10/7/16)
Points: 1 (Arizona State 10/7/16)
Multi-point games: --
Point Streak: --

2016-17 Notes

- Opened his Irish career by notching an assist in the first game of the season, a 9-2 win over Arizona State (Oct. 7).

Burke's Career Stats

Season	GP	G	A	Points	Shots	Shot%	Pen-Min	+/-	PPG	SHG	GWG
2016-17	8	0	1	1	10	.000	1-2	-3	0	0	0
TOTAL	8	0	1	1	10	.000	1-2	-3	0	0	0



#12 Felix Holmberg

Fr. | F | Stockholm, Sweden
AIK J20 (SuperElit)

Career Highs

Goals: --
Assists: --
Points: --
Multi-point games: --
Point Streak: --

2016-17 Notes

- Made his Irish debut in Notre Dame's 9-2 season-opening victory over Arizona State (Oct. 7)
- Holmberg is the fifth European to play for the Irish and the third from Stockholm, Sweden (Calle Ridderwall was the last from 2077-11).

Holmberg's Career Stats

Season	GP	G	A	Points	Shots	Shot%	Pen-Min	+/-	PPG	SHG	GWG
2016-17	4	0	0	0	3	.000	0-0	0	0	0	0
TOTAL	4	0	0	0	3	.000	0-0	0	0	0	0



#15 Andrew Oglevie

So. | F | Fullerton, California
Cedar Rapids RoughRiders

Career Highs

Goals: 2 (vs. Merrimack 1/15/16)
Assists: 2 (3x - vs. Penn State 10/22/16)
Points: 3 (2x - vs. Arizona State 10/7/16)
Multi-point games: 4
Point Streak: 6 games
(Oct. 14-28 2016; 3-5-8)*
* - Active


2016-17 Notes

- Opened the season by tying his career-high point total with three (1G, 2A) in Notre Dame's season-opening 92 win over Arizona State.
- Had a power-play goal and an assist in

Notre Dame's 4-3 loss at #4 Minnesota Duluth (Oct. 14).
• Added a power-play goal in Notre Dame's 3-1 win at Minnesota Duluth (Oct. 15).

Oglevie's Career Stats

Season	GP	G	A	Points	Shots	Shot%	Pen-Min	+/-	PPG	SHG	GWG
2015-16	31	5	4	9	59	.085	4-8	+9	0	0	2
2016-17	8	4	7	11	26	.154	0-0	-2	3	0	0
TOTAL	39	9	11	20	85	.106	4-8	+7	3	0	2



#16 Connor Hurley

Jr. | F | Edina, Minnesota
Green Bay Gamblers (USHL)

Career Highs

Goals: 1 (11x - vs. UConn 10/28/16)
Assists: 3 (vs. UConn 11/1/15)
Points: 3 (2x - vs. Arizona State 10/8/16)
Multi-point games: 11
Point Streak: 3 games
(Oct. 18-25, 2014; 1-4-5)

2016-17 Notes

- Opened the season with a two assist game against Arizona State (Oct. 7).
- Followed with a goal and an two assists in game two versus the Sun Devils (Oct. 8), tying his career high with three points in the game.
- Had a goal and an assist in Notre Dame's 6-2 win over UConn (Oct. 28).

Hurley's Career Stats

Season	GP	G	A	Points	Shots	Shot%	Pen-Min	+/-	PPG	SHG	GWG
2014-15	41	4	10	14	59	.068	3-6	+5	0	0	1
2015-16	36	6	12	18	56	.107	5-10	+7	2	0	0
2016-17	8	2	8	10	14	.143	6-12	+6	0	0	1
TOTAL	85	12	30	42	129	.093	14-28	+18	2	0	2



#17 Peter Mark

Jr. | D | Minneapolis, Minn.
Saint Thomas Academy

Career Highs

Goals: --
Assists: --
Points: --
Multi-point games: --
Point Streak: --

2016-17 Notes

- Joined the Irish for the 2016-17 season after playing the previous two seasons with Notre Dame's club team.

Mark's Career Stats



#18 Jake Evans

Jr. | F | Toronto, Ontario
St. Michael's Buzzers (OJHL)

Career Highs

Goals: 2 (vs. Miami 12/28/14)
Assists: 3 (2x - vs. Minnesota 11/6/15)
Points: 3 (4x - vs. Maine 2/13/16)
Multi-point games: 13
Point Streak: 6 games
(Jan. 8-23, 2016; 3-7-10)

2016-17 Notes

- Had a two assist game at No. 4 Minnesota Duluth (Oct. 14).
- Scored his first career shorthanded goal in Notre Dame's 3-3 overtime tie with Penn State (Oct. 21).

Evans' Career Stats

Season	GP	G	A	Points	Shots	Shot%	Pen-Min	+/-	PPG	SHG	GWG
2014-15	41	7	10	17	63	.111	11-22	+4	1	0	1
2015-16	37	8	25	33	55	.145	9-29	+15	4	0	1
2016-17	8	2	6	8	23	.087	3-6	0	0	1	0
TOTAL	86	17	41	58	141	.121	23-57	+19	5	1	2



#19 Mike O'Leary

Fr. | F | Halifax, Nova Scotia
Dubuque Fighting Saints (USHL)

Career Highs

Goals: --
Assists: --
Points: --
Multi-point games: --

2016-17 Notes

- Made his Notre Dame Debut on Oct. 7 versus Arizona State.

O'Leary's Career Stats

Season	GP	G	A	Points	Shots	Shot%	Pen-Min	+/-	PPG	SHG	GWG
2016-17	8	0	0	0	7	.000	3-14	0	0	0	0
TOTAL	8	0	0	0	7	.000	3-14	0	0	0	0



#21 Joe Wegwerth

So. | F | Brewster, New York
Cedar Rapids RoughRiders

Career Highs

Goals: 2 (vs. Penn State 10/22/16)
Assists: 1 (4x - vs. Arizona State 10/14/16)
Points: 2 (vs. Penn State 10/22/16)
Multi-point games: 1
Point Streak: 2 games
(Nov. 28 - Dec. 4, 2015)

2016-17 Notes

- Posted his first career two-goal game against Penn State (Oct. 22), when he scored a pair of power-play goals.
- Added a power-play goal in Notre Dame's 6-2 win over UConn (Oct. 28).

Wegwerth's Career Stats

Season	GP	G	A	Points	Shots	Shot%	Pen-Min	+/-	PPG	SHG	GWG
2015-16	30	1	3	4	29	.034	9-18	-4	0	0	0
2016-17	7	3	1	4	17	.176	0-0	+1	3	0	0
TOTAL	37	4	4	8	46	.087	9-18	-3	3	0	0



#22 Andrew Peeke

Fr. | D | Parkland, Florida
Green Bay Gamblers (USHL)

Career Highs

Goals: --
Assists: 1 (vs. UConn 10/28/16)
Points: 1 (vs. UConn 10/28/16)
Multi-point games: --
Point Streak: --

2016-17 Notes

- Made his Notre Dame Debut on Oct. 7 versus Arizona State.
- Notched his first career point with an assist in Notre Dame's 6-2 win over UConn (Oct. 28).

Peeke's Career Stats

Season	GP	G	A	Points	Shots	Shot%	Pen-Min	+/-	PPG	SHG	GWG
2016-17	8	0	1	1	9	.000	1-2	+1	0	0	0
TOTAL	8	0	1	1	9	.000	1-2	+1	0	0	0



#23 Luke Novak

Fr. | F | Waukesha, Wis.
New Jersey Hitmen (USPHL)

Career Highs

Goals: --
Assists: --
Points: --
Multi-point games: --
Point Streak: --

2016-17 Notes

Novak's Career Stats



#24 Luke Ripley

Jr. | D | Kitimat, British Columbia
Powell River Kings (BCHL)

Career Highs

Goals: 1 (3x - vs. Northeastern 3/12/16)
Assists: 1 (12x - at Providence 2/19/16)
Points: 1 (15x - vs. Northeastern 3/12/16)
Multi-point games: n/a
Point Streak: 3 games
(Jan. 31-Feb. 7, 2015; 0-3-3)

2016-17 Notes

Ripley's Career Stats

Season	GP	G	A	Points	Shots	Shot%	Pen-Min	+/-	PPG	SHG	GWG
2014-15	42	2	6	8	32	.062	15-30	+4	0	0	1
2015-16	37	1	6	7	40	.025	18-47	+12	0	0	0
2016-17	6	0	0	0	3	.000	4-8	-1	0	0	0
TOTAL	85	3	12	15	75	.040	37-85	+15	0	0	1



#25 Dylan Malmquist

So. | F | Edina, Minnesota
Edina HS

Career Highs

Goals: 2 (vs. UMD 10/24/15)

Assists: 2 (3x - at Minnesota Duluth 10/15/16)

Points: 3 (3x - at Minnesota Duluth 10/15/16)

Multi-point games: 5

Point Streak: 2 games

(five times)

2016-17 Notes

- Had a five-point opening series versus Arizona State, including a goal and an assist in game one (Oct. 7) and a goal and two assists in game two (Oct. 8).
- Had a goal and two assists to lead the Irish to a 3-1 win at fourth-ranked Minnesota Duluth (Oct. 15).

Malmquist's Career Stats

Season	GP	G	A	Points	Shots	Shot%	Pen-Min	+/-	PPG	SHG	GWG
2015-16	36	11	6	17	59	.186	7-25	+9	2	0	2
2016-17	8	3	7	10	15	.200	3-6	+5	1	0	0
TOTAL	44	14	13	27	74	.189	10-31	+14	3	0	2



#26 Cam Morrison

Fr. | F | Aurora, Ontario
Youngstown Phantoms (USHL)

Career Highs

Goals: 1 (2x - vs. UConn 10/28/16)

Assists: 2 (vs. Arizona State 10/7/16)

Points: 2 (2x - at Minnesota Duluth 10/14/16)

Multi-point games: 2

Point Streak: --

2016-17 Notes

- Posted two assists in his first career game, a 9-2 Notre Dame win over Arizona State (Oct. 7).
- Scored his first career goal and added an assist for a two point game in a 4-3 loss at Minnesota Duluth (Oct. 14).
- Scored a goal in Notre Dame's 6-2 win over UConn (Oct. 28).

Morrison's Career Stats

Season	GP	G	A	Points	Shots	Shot%	Pen-Min	+/-	PPG	SHG	GWG
2016-17	8	2	3	5	18	.111	3-6	-2	1	0	0
TOTAL	8	2	3	5	18	.111	3-6	-2	1	0	0



#27 Bobby Nardella

So. | D | Rosemont, Illinois
Tri-City Storm (USHL)

Career Highs

Goals: 2 (vs. Arizona State 10/7/16)
Assists: 2 (4x - at New Hampshire 1/22/16)
Points: 3 (2x - vs. Arizona State 10/7/16)
Multi-point games: 6
Point Streak: 6 games
(Jan. 2-23; 2-10-12)

2016-17 Notes

- Opened the season with a career-high two goals in Notre Dame's 9-2 win over Arizona State (Oct. 7).

Nardella's Career Stats

Season	GP	G	A	Points	Shots	Shot%	Pen-Min	+/-	PPG	SHG	GWG
2015-16	35	4	20	24	69	.058	9-18	+9	1	0	1
2016-17	8	2	3	5	28	.071	4-16	+5	1	0	0
TOTAL	43	6	23	29	97	.062	13-34	+14	2	0	1



#28 Jack Jenkins

So. | F | Lake Bluff, Illinois
Fargo Force (USHL)

Career Highs

Goals: 1 (3x - vs. UConn 10/28/16)
Assists: 1 (vs. Western Michigan 1/8/16)
Points: 1 (4x - vs. UConn 10/28/16)
Multi-point games: n/a
Point Streak: 2 games
(Feb. 12-13, 2016; 1-1-2)

2016-17 Notes

- Notched his first goal of the season in Notre Dame's 6-2 win over UConn (Oct. 28).

Jenkins' Career Stats

Season	GP	G	A	Points	Shots	Shot%	Pen-Min	+/-	PPG	SHG	GWG
2015-16	28	2	2	4	28	.071	1-2	-1	0	0	1
2016-17	4	1	0	1	9	.111	0-0	-3	0	0	0
TOTAL	32	3	2	5	37	.081	1-2	-4	0	0	1



#29 Bo Brauer

Jr. | F | Edina, Minnesota
Naniamo Clippers (BCHL)

Career Highs

Goals: 2 (vs. Arizona State 10/7/16)
Assists: n/a
Points: 2 (vs. Arizona State 10/7/16)
Multi-point games: 1
Point Steak: n/a

2016-17 Notes

- Scored the first two goals of his career in Notre Dame's season-opening 9-2 win over Arizona State (Oct. 7).

Brauer's Career Stats

Season	GP	G	A	Points	Shots	Shot%	Pen-Min	+/-	PPG	SHG	GWG
2014-15	2	0	0	0	1	.000	1-2	0	0	0	0
2015-16	1	0	0	0	-	-	0-0	0	0	0	0
2016-17	3	2	0	2	3	.667	2-12	+1	1	0	0
TOTAL	6	2	0	2	-	-	3-14	+1	1	0	0



#32 Cale Morris

Fr. | G | Larkspur, Colorado
 Waterloo Black Hawks (USHL)

Career Highs

Saves: 7 (vs. Arizona State 10/7/16)
Goals Against: 1
Shutouts: n/a

2016-17 Notes

- Made his first career appearance in Notre Dame's season-opening 9-2 win over Arizona State (Oct. 7) when he played the third period.

Morris' Career Stats

Goalie	GP-GS	Minutes	GA	GAAvg	Saves	Save%	W	L	T	Sho	PPG	SHG
2016-17	1-0	19:43	1	3.04	7	.875	0	0	0	0.0	0	0
TOTAL	1-0	19:43	1	3.04	7	.875	0	0	0	0.0	0	0



#33 Chad Katunar

Sr. | G | Victoria, British Columbia
 Penticton Veeps (BCHL)

Career Highs

Saves:
 - 35 (vs. Union 11/28/14)
Assists: n/a
Goals Against: 5 (at UMass 12/5/14)
Shutouts: n/a

2016-17 Notes

- Along with Andy Ryan, one of the team's two representatives on the Student-Athlete Advisory Committee.
- Made his season debut by playing the final 6:08 of Notre Dame's 4-1 loss to eighth-ranked Harvard (Nov. 27), turning aside all three shots he faced.

Katunar's Career Stats

Goalie	GP-GS	Minutes	GA	GAAvg	Saves	Save%	W	L	T	Sho	PPG	SHG
2013-14	5-3	178:03	7	2.36	52	.881	2	1	0	0.0	2	0
2014-15	15-11	737:08	37	3.01	329	.899	5	3	2	0.0	8	2
2015-16	2-0	13:37	0	0.00	4	1.000	0	0	0	0.0	0	0
TOTAL	22-14	928:48	44	2.84	385	.897	7	4	2	0.0	10	2



#40 Cal Petersen

Jr. | G | Waterloo, Iowa
Waterloo Black Hawks (USHL)

Career Highs

Saves:

- 87 (L, 4-3 in 5 OT vs. UMass 3/6/15)*
- 55 (W, 3-1 vs. BC 2/28/15)
- 49 (T, 1-1 at Denver 1/1/16)
- 44 (W, 3-2 at BU 2/21/15)

* - *NCAA Record*

Assists: n/a

Goals Against: 6

- at UMass Lowell (3/15/15)
- vs. Northeastern (3/12/16)

Shutouts: 5

1. vs. Niagara 10/25/14 (23 saves)
2. at UMass 12/6/14 (14 saves)
3. vs. Providence College 2/13/15 (38 saves)
4. vs. UMass 3/8/15 (23 saves)
5. vs. Boston University 2/27/16 (39 saves)

2016-17 Notes

- Stopped 27 of the 28 shots he faced in Notre Dame's 3-1 win at fourth-ranked Minnesota Duluth (Oct. 15).

Petersen's Career Stats

Goalie	GP-GS	Minutes	GA	GAAvg	Saves	Save%	W	L	T	Sho	PPG	SHG
2014-15	33-31	1891:36	79	2.51	892	.919	13	16	3	4.0	19	2
2015-16	37-37	2231:52	82	2.20	1049	.927	19	11	7	1.0	22	0
2016-17	8-8	462:23	19	2.47	198	.912	4	3	1	0.0	5	0
TOTAL	78-76	4585:51	180	2.36	2139	.922	36	30	11	5.0	46	2

Notre Dame's Single-Season Records Book -- Goaltending

Goals-Against Average

1. David Brown (2006-07)	1.58
2. Jordan Pearce (2008-09)	1.68
3. Steven Summerhays (2012-13)	2.01
Steven Summerhays (2013-14)	2.01
5. Jordan Pearce (2007-08)	2.04
6. Cal Petersen (2015-16)	2.20
7. David Brown (2003-04)	2.32

Save Percentage

1. Jordan Pearce (2008-09)	.9312
2. David Brown (2006-07)	.9305
3. Cal Petersen (2015-16)	.927
4. David Brown (2003-04)	.925
5. Morgan Cey (2003-04)	.924

Saves

1. Lance Madson (1988-89)	1,288
2. Mark Kronholm (1973-74)	1,113
3. Morgan Cey (2002-03)	1,054
4. Cal Petersen (2015-16)	1,049
5. Mark Kronholm (1972-73)	980
6. Lance Madson (1989-90)	968
7. Greg Louder (1990-91)	935
8. Morgan Cey (2001-02)	927
9. Jordan Pearce (2007-08)	925
10. Steven Summerhays (2013-14)	912

Percent of Team Minutes Played

1. Cal Petersen (2015-16)	98.6%
2. Greg Louder (1990-91)	98.3%
3. Morgan Cey (2002-03)	97.9%
4. Jordan Pearce (2008-09)	96.2%

Minutes Played

1. Jordan Pearce (2007-08)	2,558
2. David Brown (2006-07)	2,390
3. Jordan Pearce (2008-09)	2,326
4. Steven Summerhays (2013-14)	2,234
5. Cal Petersen (2015-16)	2,231
6. Lance Madson (1988-89)	2,213
7. Forrest Karr (1998-99)	2,161
8. Morgan Cey (2002-03)	2,136
9. Mike Johnson (2010-11)	2,087
10. Steven Summerhays (2012-13)	2,086