

## 2006 NOTRE DAME BASEBALL

(vs. Rutgers ... April 21-23)

### 2006 SCHEDULE (29-8)

#### FEBRUARY \* – BIG EAST game

Thur. 23	vs. Indiana St. (Mill., TN)	W, 3-0
<i>Service Academies Classic (Millington, TN)</i>		
Fri. 24	vs. Air Force	W, 8-2
Sat. 25	vs. Memphis	L, 6-7 (10)
Sun. 26	vs. Oklahoma	L, 3-4

#### MARCH

<i>Minnesota Dairy Queen Classic (Metrodome)</i>		
Fri. 3	vs. #4 Nebraska	L, 1-11
Sat. 4	vs. Minnesota	L, 0-8
Sun. 5	vs. Arizona	L, 0-2 (10)

<i>UTSA Express Classic (Wolff Stadium; San Antonio)</i>		
Fri. 10	vs. #15 Texas A&M	W, 5-4
Sat. 11	vs. Iowa	W, 16-2
Sun. 12	vs. Illinois	W, 4-2
Mon. 13	vs. Iowa	W, 6-2

<i>Irish Baseball Classic (Wolff Stadium; San Antonio)</i>		
Thur. 16	vs. Iowa	W, 7-5
Fri. 17	vs. Southern Illinois	W, 12-2
Fri. 17	vs. Iowa	L, 8-10
Sat. 18	vs. Southern Illinois	W, 4-0
Tues. 21	Wright State	L, 2-4
Wed. 22	Central Michigan	W, 11-9

<i>at Povich Field (Bethesda, MD)</i>		
Sat. 25	vs. Georgetown*	L, 3-8; W, 12-2
Sun. 26	vs. Georgetown*	W, 6-3
Tues. 28	Valparaiso	W, 12-0
Wed. 29	Western Michigan	W, 2-0
Fri. 31	Pittsburgh*	W, 6-1

#### APRIL

Sat. 1	Pittsburgh*	W, 4-3
Sun. 2	Pittsburgh*	W, 9-8
Tues. 4	Chicago State	W, 6-4
Wed. 5	Ball State	W, 6-4
Fri. 7	at South Florida*	W, 9-5
Sat. 8	at South Florida*	W, 10-4
Sun. 9	at South Florida*	W, 10-1
Tues. 11	Oakland	W, 15-1
Wed. 12	Manchester	W, 8-2
Thur. 13	St. John's (DH)* (CSTV)	W, 9-2/13-7
Sat. 15	St. John's*	W, 7-5
Tues. 18	Toledo	W, 8-2
Wed. 19	IPFW (Comcast Local)	W, 4-3 (10)
Fri. 21	Rutgers*	6:05 p.m.
Sat. 22	Rutgers*	3:05 p.m.
Sun. 23	Rutgers*	12:05 p.m.
Tues. 25	Purdue (ESPN-U)	7:05 p.m.
Wed. 26	Bowling Green	5:05 p.m.
Sat. 29	at Connecticut (DH)*	noon
Sun. 30	at Connecticut*	11:00 a.m.

#### MAY

Tues. 2	Cleveland State	5:05 p.m.
Fri. 5	Louisville*	6:05 p.m.
Sat. 6	Louisville*	1:05 p.m.
Sun. 7	Louisville*	12:05 p.m.
Sat. 13	at Seton Hall (DH)*	noon
Sun. 14	at Seton Hall*	noon
Tues. 16	vs. Michigan (Comcast Local)	7:00 p.m.
(5th/3rd Park; Comstock Park, MI)		

<i>at Villanova Ballpark (Plymouth Meeting, PA)</i>		
Thur. 18	vs. Villanova*	4:00 p.m.
Fri. 19	vs. Villanova*	4:00 p.m.
Sat. 20	vs. Villanova*	noon
Tues.-23-	<i>BIG EAST Tour.</i> (final on ESPN-U)	
Sat. 27	Br. House Net. Field (Clearwater, FL)	
Fri.-2-	<i>NCAA Regionals</i>	
Sun. 4	(Campus Sites)	
Fri.-9-	<i>NCAA Super Regionals</i>	
Sun. 11	(Campus Sites)	
Fri.-16-	<i>College World Series</i>	
Mon. 26	(Omaha, NE)	

**RIVALRY RENEWAL** – For the fourth straight week (after series vs. Pittsburgh, South Florida and St. John's), the 16th-ranked Notre Dame baseball team faces a key series as the first-place Irish (11-1; 29-8 overall) play host to fourth-place Rutgers (7-5; 17-15-1) in a BIG EAST series at Eck Stadium ... next week's opponent UConn holds down 2nd place (11-3) while SJU has slipped to 3rd (8-4) ... the Irish are riding an 18-game winning streak, setting the school single-season record and representing the longest D-I win streak this season ... with two-sport standout Jeff Samardzija slated to start Friday night's game for the Irish, the game was declared an advance sellout more than 24 hours before the first pitch.

**TV, RADIO, LIVE-STATS, TEXT-MESSAGE UPDATES & HOTLINE** – All of ND's 2006 regular-season and postseason games again will be broadcast by South Bend's ESPN Radio (now on 1490 AM) ... the broadcasts are available online at [www.und.com](http://www.und.com) (All-Access subscription) ... und.com provides links to livestats on the website's main page, for all home games and select road games ... a free text-message service, Irish Alert, now is available (see und.com for details) ... call the ND Sports Hotline at 574-631-3000 for schedule and results of all varsity sports (from main menu, select "4" and then select "1" for baseball information).

## AROUND THE HORN

- **SILVER STREAK** – The 19-game win streak has bested the '91 team (18) for longest (single-season) in ND history and is the longest in D-I this season ... ND owns a .346-.220 batting edge in the streak (2.46 ERA, .971 fielding/22 Es).
- **THREE-PRONGED ATTACK** – ND is ranked 26th nationally in batting avg. (.318), 13th in ERA (3.12) and 20th in fielding pct. (.970), with Nebraska being the only other team in the top-30 for all three categories.
- **WILY VETERANS** – ND's 10 regular position players include 5 seniors, 2 juniors, 2 sophomore and freshman Jeremy Barnes, with that group combining to start 1,148 career games (4,188 ABs; 1,276 hits; 759 RBI; .305 bat. avg.).
- **HOME BOYS** – The Irish lost their home opener on March 21 but have not lost at Eck Stadium in the past four weeks (15-1), batting .325 (12 HRs) with a 2.98 staff ERA (just 2 HR allowed) in those 16 games.
- **LOTS-O-LINEUPS** – ND's first 37 games have featured 34 different batting orders, including 32 different orders in the first 32 games.
- **IN THE CLUTCH** – The Irish are batting .345 with runners in scor. pos. (.309 in '05), led by Lopez (.429), Barnes (.383) and Dressman (.372).
- **QUICK STARTERS** – ND owns a +29 scoring margin in the 1st inning this season (43-14), outhitting the opponents .377-.275 in the opening frame.
- **BIG INNINGS** – Notre Dame totaled just four "big innings" (5-plus runs) in the first 28 games of the '06 but has scored 5-plus in six of the past nine games.
- **HBP ... PDQ** – The Irish lead the BIG EAST with 58 times hit-by-pitch (294 over the past three seasons) and feature five players among the top-12 on the ND career HBP charts: Cody Rizzo (1st, 76; 3rd NCAA history), Brett Lilley (2nd, 39), Alex Nettey (4th, 36), Greg Lopez (7th, 32) and Craig Cooper (12th, 24).
- **NO-FLY ZONE** – The ND pitchers have allowed just six home runs all season (two at Eck Stadium) and had a 25-game stretch without an opp. HR (943 BF).
- **POWER SURGE** – The Irish managed just 10 home runs in the first 30 games of the season but have awoken for 11 HRs in the current homestand (7 GP).
- **LEADOFF LEADER** – Craig Cooper has reached base 21-of-28 times (75%) when leading off the game for the ND offense (3 HR, 6 2B) and is riding an 18-game hit streak.
- **KILLER B's** – The pattern of rotating heroes this season has included the likes of (Matt) Bransfield, (Ross) Brezovsky, (Jeremy) Barnes and Brett (Lilley).
- **FOUR ACES** – Tom Thornton, Jeff Manship, Jeff Samardzija and Wade Korpi have a 2.76 combined ERA in 31 starts (18-4, 184 Ks, 54 BB, 171H, 196 IP)
- **SUPER AT SHORT** – Greg Lopez owns a 5-to-1 ratio of RBI (team-best) to errors (6), 3rd-best among shortstops from teams currently in the BA top-20.

## The Series (ND Leads 20-14)

At Notre Dame: ND leads 8-4

At Rutgers: ND leads 7-6

Series Wins: ND 5, RU 3 (split 1)

BE Tournament: ND leads 5-4

Extra-Inning Wins: RU 4, ND 2

One-Run Wins: ND 7, RU 4

Series Continuous Since: 1996

Current Streak: ND 4-2 since 2003

Date	Site	Result
4/13/96	ND (8)	L 2-4
4/13/96	ND	W 5-3
4/14/96	ND	L 7-10
4/13/97	RU (7)	W 3-2
4/13/97	RU	L 14-15
4/14/97	RU	W 6-5
5/15/98	BET-1 (10)	L 6-7
5/16/98	BET-1	L 0-12
3/28/99	RU (7)	W 10-1
3/28/99	RU	L 1-17
5/13/00	ND (7)	L 6-16
5/13/00	ND	W 4-3
5/14/00	ND	W 10-6
4/7/01	RU (7)	W 10-2
4/7/01	RU	W 8-2
4/8/01	RU (11)	W 5-4
5/18/01	BET-3	W 6-2
5/4/02	ND (7)	W 6-5
5/4/02	ND	W 7-2
5/5/02	ND	L 0-11
5/23/02	BET-3	W 8-3
5/25/02	BET-3	L 3-4
5/25/02	BET-3 (10)	W 3-2
5/10/03	RU (7)	W 2-0
5/10/03	RU	L 2-10
5/11/03	RU (19)	L 3-5
5/23/03	BET-3	W 9-3
5/24/03	BET-3	L 11-15
5/24/03	BET-3	W 11-3
5/15/04	ND (7)	W 1-0
5/15/04	ND	W 7-1
5/16/04	ND	W 5-3
4/3/05	RU	L 3-5
4/3/05	RU (10)	L 10-11

Series Scoring	Total	Avg.
Notre Dame	194	5.7
Rutgers	194	5.7

ND Most Runs (Gm): 14 (1997)

ND Widest Margin: 9 (10-1, 1999)

RU Most Runs (Gm): 17 (1999)

RU Widest Margin: 16 (17-1, 1999)

High-Scoring Gm: 29 (RU 15-14, '97)

Low-Scoring Gm: ND 1-0 (2004)

ND Win Streak: 8 (2000-02)

RU Win Streak: 2 (4 times)

Shutouts By: RU 2, ND 2

**EVEN-STEVEN** – The competitive nature of the Rutgers series can be seen by the fact that both teams have scored 194 games in the series (5.7 runs/gm).

## Notre Dame Career Stats vs. Rutgers

Player	G/GS	AB	R	H	2B/3B/HR	BB/K	RBI	SB	AVG
Langford	2/2	7	2	3	0/0/2	0/0	6	0-0	.429
Cooper	10/8	27	7	11	3/0/0	5/5	3	5-5	.407
Andres	8/6	26	5	8	2/1/2	4/7	8	1-1	.308
Nettey	7/2	12	2	3	1/0/0	1/1	0	1-1	.250
Rizzo	11/11	33	10	8	1/0/0	5/7	3	0-0	.242
Bransfield	8/8	28	5	6	0/0/0	4/2	3	0-0	.214
Lopez	10/9	26	1	4	0/0/0	3/2	2	0-1	.154
Lilley	2/2	8	0	1	1/0/0	1/0	0	0-0	.125
Gaston	2/2	5	0	0	0/0/0	1/1	1	0-0	.000
Dressman	2/0	2	0	0	0/0/0	0/0	0	0-0	.000
Brezovsky	1/0	0	0	0	0/0/0	0/0	1	0-0	—

Player	G/GS	W-L (SV)	IP	H	R	ER	K/BB	WP/HB	ERA
Kapala	2/0	0-0 (0)	3.0	1	0	0	0/2	0/1	0.00
Dury	2/0	0-0	1.1	1	0	0	0/0	0/0	0.00
Thornton	3/2	1-1 (0)	14.1	12	8	7	9/3	0/0	4.77
Samardzija	1/1	0-0 (0)	3.1	8	5	5	3/1	0/0	13.50

### Probable Pitching Matchups

**Friday (Game 1) – RU – Steve Holt (Jr., RHP)** 5.43, 4-4, 53 IP, 9 GS, 27 Ks, 18 BB, 69 H (.322 opp. avg.) ... **ND – Jeff Samardzija (Jr., RHP)** 3.83, 5-1, 49.1 IP, 8 GS, 28 Ks, 23 BB, 51 H (.276 opp. avg.)

**Saturday (Game 2) – RU – Matt Pustay (So., LHP)** 5.62, 2-3, 40 IP, 9 GP/7 GS, 13 Ks, 8 BB, 55 H (.333 opp. avg.) ... **ND – Jeff Manship (Jr., RHP)** 2.04, 4-1, 53 IP, 8 GS, 61 Ks, 14 BB, 38 H (.194 opp. avg.)

**Sunday (Game 3) – RU – Sean Spicer (Jr., RHP)** 5.11, 5-1, 56.1 IP, 11 GP/6 GS, 30 Ks, 14 BB, 61 H (.282 opp. avg.) ... **ND – Tom Thornton (Sr., LHP)** 3.78, 5-1, 50 IP, 8 GS, 39 Ks, 4 BB, 52 H (.277 opp. avg.)

**THE SERIES** – ND holds a 20-14 series edge vs. Rutgers (8-4 at ND) and won four straight before dropping two at RU in '05 (3-5, 10-11 in 10) ... the Irish posted a late sweep of RU at Eck Stadium in '04 (1-0, 7-1, 5-3) ... the teams met six times in '02 (ND won 4) and '03 (3-3) ... ND holds a 5-4 edge in the BIG EAST Tournament, including title games won by RU in '98 and by ND in '02 and '03 ... the series has featured its share of blowouts (8 games decided by 8-plus runs), tense finishes (18 decided by 1-2 runs, with 10 won by ND) and shutouts (ND 2, RU 2) ... top ND career hitters vs. Rutgers include Craig **Cooper** (.407, 11-for-27, 3 RBI, 7 R, 3 2B, 5 BB, 5 SB) and Steve **Andres** (.308, 8-for-26, 8 RBI, 5 R, 2 HR, 3B, 2 2B, 4 BB, SB) ... Jeff **Samardzija** had the game-2 no-decision at RU in 2005 (3.1 IP, 5 R, 8 H, BB, 3 Ks), his only career appearance vs. RU ... Tom **Thornton** is 1-1 in 3 GP/2 GS vs. the Scralet Knights (4.77 ERA, 8 R/7 ER, 12 H, 3 BB, 9 Ks) while Jeff **Manship** has yet to face RU ... Mike **Dury** is the only other active ND pitcher to have pitched vs. RU (2 GP, 1.1 IP, H).

**ND PLAYER QUICK NOTES** – Jeff **Samardzija** (40th) and Jeff **Manship** (41st) recently were upgraded to top-50 status on by *Baseball America's* list of top college prospects for the '06 MLB draft (UNC and Missouri are the only other teams with two starting pitchers among the top-50) ... Samardzija has overcome some bumpy early innings by allowing just 2 total runs in the 3rd-4th innings this season ... LH hitters are batting just .200 vs. Samardzija this season and he has held the opponents to .236 batting with runners on base ... his top '06 outings include a clutch start vs. then-#15 Texas A&M (5.1 IP, R, 4 H, 3 BB, 4 Ks; ND rallied for 5-4 win) and a 6-1 win over Pitt (season-high 8 IP, R, 7 H, BB, tied career-high with 8 Ks) ... Alex **Nettey's** 2-run blast vs. St. John's (9-7) was ND's 12th game-ending home run in the Mainieri era (first at Eck Stadium since '01) ... Greg **Lopez** is 3rd on the team in batting (.350; team-best .429 with runners in scoring position) and has a 5-to-1 ratio of RBI (team-best 30) to errors (6) that is 3rd-best among shortstops from teams in the BA top-20 ... ND has faced only two deficits longer than 1.5 innings in the win streak ... Craig **Cooper's** 18-game hit streak is 2nd-longest in the Mainieri era (he has reached base 21-of-28 times when leading off a game for the ND offense) while his .431 career conference batting avg. is 3rd-best ever by a BIG EAST player ... five pitchers combined for the 3-hit shutout of Valparaiso (12-0) while Wade **Korpi** went the distance in the 3-hitter vs. Western Michigan (career-best 11 Ks), ND's first back-to-back shutouts since '02 ... Kyle **Weiland** already has tied Aaron **Heilman's** ND record for saves by a freshman (9, in 10 chances) ... Cooper and Brett **Lilley** both hit 9-for-13 in the sweep at USF ... Cody **Rizzo** is 3rd in NCAA history with 76 career HBPs ... Lopez's next hit will be his 200th with the Irish ... top hitters in the win streak: Cooper (.464, 18 RBI, 6 HR, 6 2B, 24 R, 8 BB, 6 SB), Lilley (.442, 8 RBI, 12 BB) and Lopez (.426, 17 RBI).

**IRISH TEAM NOTES** – ND is riding the longest single-season win streak (19) in the program's 114-year history (the 1907-08 teams combined to win 21 straight) and owns the longest win streak by any Div.-I team this season ... the Irish also have won 11 straight BIG EAST games, matching the 2nd-longest league win streak by any team in 22 seasons of BIG EAST baseball (ND's 2001 team won 18 straight in the BIG EAST) ... ND's 11-1 start is its 3rd-best in 11 BIG EAST seasons (14-1 in '98, 12-1 in '99) ... the Irish joined Nebraska as the only teams in the top-30 of this week's NCAA rankings for team batting avg. (26th), ERA (13th) and fielding pct. (20th) ... a win in the opener vs. RU would place ND at 30 wins quicker than all but the '04 (30-5) and '01 (30-5-1) teams ... ND's 10 regular position players are a veteran group, combining for 1,148 career starts ... the Irish are outhitting opponents .346-.220 in the win streak (2.46 staff ERA, .971 fielding pct./22 Es) ... ND is 18-1 in its past 19 games vs. BIG EAST teams ... ND set an Eck Stadium record for tickets sold (3,052 and then 3,101) on both days of the SJU series (also in earlier game vs. Pitt/3,028) ... the Irish are 15-1 at home and riding a 28-3 extended streak ... ND had totaled just 11 HRs in its first 30 games but has 10 HRs in the current homestand (7 GP) ... ND is the only team with four pitchers among the BIG EAST's top-20 ERA leaders (see sidebar) ... the current 3.12 staff ERA would rank best by an ND staff since '92 ... Paul Mainieri is 517-204-2 at ND, 848-483-3 overall in 24 seasons ... the Mainieri era has included an average of 44-plus wins per season, eight trips to the NAAs, eight conference titles, 43 players who have been drafted or signed as free-agents, 12 All-America seasons and nine Academic All-America honors (all 63 of his four-year players have graduated) ... the Irish staff has allowed just six home runs all season and recently went 25 games (943 batters faced) without allowing a HR ... ND rapped out 49 hits in its sweep at USF, the most hits for the Irish in a BIG EAST series since 50 vs. Georgetown in '98 ... ND's 37 games this season have featured 34 different batting orders ... the Irish own a 43-14 scoring edge in the 1st inning this season, outhitting the opponents .385-.284 in the opening inning.

**MILESTONE MARKERS** – The following individuals are approaching (or recently reached) statistical milestones in their Notre Dame careers:

Greg Lopez.....	199 hits, 193 GS, 206 GP, 110 runs
Tom Thornton .....	300.1 IP, 47 GS, 185 Ks
Steve Andres .....	95 runs, 92 walks, 89 RBI
Craig Cooper .....	195 GP, 44 SB, 42 2B, 90 BB, 154 R, 220 H
Sean Gaston .....	95 hits
Brett Lilley.....	94 GP, 113 hits
Matt Bransfield .....	92 runs, 109 RBI
Jeff Samardzija.....	192.0 innings
Alex Nettey .....	91 runs, 112 hits
Wade Korpi.....	90 strikeouts
Danny Dressman.....	89 hits
Ross Brezovsky.....	83 hits
Jeff Manship .....	81 strikeouts
Cody Rizzo .....	175 hits, 207 GP, 116 RBI
Paul Mainieri.....	517 wins (at ND)

**Here's a look at Notre Dame's record in various situations:**

ND scores in 1st inning .....	16-4
Opponent scores in 1st inning.....	6-2
ND scores first .....	20-4
ND leads after 7th inning .....	26-1
ND hits a home run .....	14-1
Opponent hits a home run.....	3-3
ND does not make an error .....	8-1
ND outhits the opponent .....	25-3
ND is outhit by the opponent .....	2-5
When collecting double-digit hits.....	16-2
When allowing 0-5 runs.....	25-3
One-run games .....	4-2
Extra-inning games .....	1-2

**AWESOME IN APRIL** – ND has won just 67% of its pre-April games in the 12-year Paul Mainieri era (182-90-1/+92; .669) but now has won nearly 82% of its April games in those 12 seasons (228-51-1/+177; .816).

**MAINIERI'S MILESTONES** – Notre Dame 12th-year head coach Paul Mainieri posted his 500th victory with the Irish in the 6-3 win over Georgetown ... his 700th overall career coaching win also came vs. Georgetown, on March 29, 2003, at Eck Stadium (13-3).

**VETERAN UNIT** – Notre Dame's 2006 opening-day lineup included six seniors, a junior and two sophomores ... it marks just the third time in the 12-year Paul Mainieri era (and only second time since his first season at ND, in '95) that the Irish have not featured at least one freshman position starter from the start (although freshman Jeremy Barnes has emerged as a starter at multiple positions in '06):

**Notre Dame Freshman Starters in the Paul Mainieri Era**

- '95 – no freshman starters
- '96 – Jeff Wagner (C) and Paul Turco (SS)
- '97 – Brant Ust (2B) and Jeff Felker (1B), Jeff Perconte (RF platoon)
- '98 – Alec Porzel (LF)
- '99 – Steve Stanley (CF), Paul O'Toole (C) and Andrew Bushey (3B)
- '00 – Brian Stavisky (RF)
- '01 – Steve Sollmann (2B)
- '02 – Matt Macri (SS, injured)
- '03 – Craig Cooper (LF), Cody Rizzo (RF), Greg Lopez (3B), Steve Andres (DH)
- '04 – none
- '05 – Brett Lilley (2B/3B), Ross Brezovsky (3B/2B)
- '06 – none (Jeremy Barnes now 28 GS)

**LOPEZ JOINS WEEKLY DIARY STAFF FOR COLLEGE BASEBALL INSIDER**

Notre Dame senior shortstop and second-year captain Greg Lopez is one of four players in all of Division I baseball who will be featured this season during a weekly diary feature on [www.collegebaseballinsider.com](http://www.collegebaseballinsider.com) ... check the CBI website and look for more on this diary series at [und.com](http://und.com).

**LANGFORD LOST FOR SEASON AFTER ELBOW SURGERY**

Notre Dame sophomore Tony Langford – who was poised to be a valuable two-way player for the Irish in 2005 – will be lost for the season after undergoing reconstructive “Tommy John” elbow surgery on Feb. 22 ... Langford was in line to be on the top late-game righthanded relievers for the Irish and also figured heavily in the mix as a righthanded-hitting DH.

**SCHEDULE CHANGES** – There have been several minor changes to the Notre Dame 2006 baseball schedule, since its initial release on Dec. 10:

- Two home games have shifted their start times – April 22 vs. Rutgers at 3:05 and April 25 vs. Purdue at 7:05 (live ESPN-U telecast) – while the April 13 doubleheader vs. St. John’s was telecast live by CSTV (with live streaming on und.com).

- The BIG EAST also has announced that the eight-team conference tournament will be held in the new venue of Bright House Networks Field (Clearwater, Fla.), the Philadelphia Phillies spring-training site and home field for their single-A affiliate.

- Also of note is the fact that South Bend/Notre Dame now observes Eastern time (including DST) all year-round ... that’s a switch from past years when South Bend residents never changed their clocks (and were on EST year-round) ... thus, South Bend no longer will be on the equivalent of Central time from April through October, as it has been in recent years (South Bend’s time zone now will be aligned with the east coast all 12 months).

**NEW FORMAT** – Most BIG EAST series in 2006 have shifted to a three-day format (typically Fri.-Sat.-Sun.) ... all BIG EAST games will be nine innings, except in the instance where a doubleheader must be played on Sunday ... there also no longer is the option to use Monday as a makeup day for a weekend series.

**ND BASEBALL AND ECK STADIUM FEATURED IN EA SPORTS GAME** – The Notre Dame baseball program and Eck Stadium are prominent elements in the newly-released EA Sports home video game MVP 06 NCAA Baseball ... the revolutionary game features Notre Dame and 127 other Division I teams while Eck Stadium is one of 19 stadiums featured in the popular new release ... EA Sports – the makers of the highest-rated and top-selling baseball game of the past three years – has created a completely new baseball experience: MVP 06 NCAA® Baseball. Inspired by the spirit and emotion of collegiate athletics, MVP 06 NCAA Baseball is the first-ever college baseball game.

**LIKE FATHER, LIKE SON** – Six current Irish players are second-generation college baseball players: senior IF Eddie **Smith** (Ed Smith, Gonzaga), junior LHP/1B Mike **Dury** (John Dury, N.C. State), junior RHP Jeff **Manship** (John Manship, Arizona), freshman IF Evan **Sharpley** (Tom Sharpley, Spring Arbor) and freshman C **Mike Many** (Bob Many, Northern Illinois).

**TAKE ME TO YOUR LEADOFF (MAN)** – Senior 1B **Craig Cooper** shifted into the leadoff spot starting with the Texas A&M game (that opened the Spring Break trip) and responded with a nine-game hit streak that ended in an 0-for-1 game vs. Central Michigan (3 BB, SF) ... Cooper has reached base on 21-of-28 first-inning plate appearances since taking over the lead-off spot (8 singles, 6 doubles, 3 walks, 3 home runs, HBP) ... he also has reached on a team-best 62% of his overall plate appearances when leading off any inning (32-of-52) ... Cooper’s move to the leadoff spot has sparked ND’s 27-3 record during the past seven weeks.

**BACK-TO-BACK BATTING TITLES FOR COOPER** – Current senior 1B **Craig Cooper** ended up batting .403 in 2005 BIG EAST games, placing him 16 points ahead of second-place finishers Doug Nelms of West Virginia and Dan McDonald of Seton Hall (both hit .386) ... Cooper also led the league in batting as a sophomore (.470, in ’04) and joined former Boston College player Kevin Penwell (’95 and ’96) as the only repeat batting champions in the 21-year history of BIG EAST baseball ... he now is making a bid for an unprecedented third BIG EAST batting title, currently leading the conference with a .529 avg. in BIG EAST games (18-for-34).

**ONE OF THE BEST THERE EVER WAS** – Craig Cooper’s late-season surge in 2005 moved him into third place on the list for career batting average in BIG EAST games, entering 2006 at .420 (68-for-162) – now up to .431 (90-for-209, with a BIG EAST-leading .468/22-for-47 in ’06) ... the only players in BIG EAST history to hit at a higher clip in conference action for their career are former Seton Hall standout Marteese Robinson (.432, 93-for-192; ’85-’87) and Rutgers player Joe Cirone (.443, 51-for-115; ’97-’00) ... Cooper could join Cirone as the only players in the past 18 seasons to hit .420 or higher in their BIG EAST career ... Robinson currently is the director of scouting for the St. Louis Cardinals.

**Longest Single-Season Win Streaks in Notre Dame History**

19	2006 (March 25 – present) ... overall record is 21 from 1907-08
18	1991 (April 7-28, 1991)
17	2003 (March 24 – April 14)
17	1907 (April 20 – May 21)
16	2002 (April 11 – May 4)
16	2001 (April 4-25)
16	1988 (April 24 – May 20)
15	1910 (May 4 – June 7)

**SILVER STREAKS** – A win on Friday at South Florida would give Notre Dame the 11th double-digit win streak of the Paul Mainieri era ... all but three (1997, 2000, ’05) of the 11 previous Mainieri-era seasons have featured at least one double-digit winning streak (with two in both ’98 and ’04) ... the current nine-game win streak began on March 25, within a day of the starting point in four of the 10 previous double-digit streaks (March 24 in ’96, ’03 and ’04; March 26 in ’98) ... the current win streak is the longest since ND won 12 straight from April 29-May 19 of the 2004 season:

**Double-Digit Win Streaks in the Mainieri Era**

19	2006 (March 25 – present)
17	2003 (March 24 – April 14); 2nd-longest in ND history (18, in ’91)
16	2002 (April 11 – May 4); tied for 4th-longest in ND history
16	2001 (April 4-25); tied for 4th-longest in ND history
13	1998 (April 8-23)
12	2004 (April 29 – May-21)
11	2004 (March 24 – April 7) ... 1995 (April 13-23)
10	1999 (March 10-28) ... 1998 (March 26 – April 4) ... 1996 (March 24 – April 6)

<b>VETERAN LINEUP</b>	<b>Avg</b>	<b>GP/GS</b>	<b>AB</b>	<b>R</b>	<b>H</b>	<b>2B/3B/HR</b>	<b>RBI</b>	<b>SLG%</b>	<b>BB</b>	<b>HBP</b>	<b>SO</b>	<b>OB%</b>	<b>SH</b>	<b>SB</b>	<b>E</b>
<b>Cody Rizzo (Sr., RF/C)</b>	.274	207/188	638	152	175	29/3/17	116	.409	49	76	118	.388	6	32-44	19
<b>Greg Lopez (Sr., SS)</b>	.300	206/193	659	110	199	27/2/4	124	.366	35	32	106	.358	30	7-15	57
<b>Craig Cooper (Sr., 1B)</b>	.349	195/166	626	154	220	42/5/23	142	.540	90	24	77	.445	10	44-61	8
<b>Matt Bransfield (Sr., LF)</b>	.315	158/134	498	92	157	33/4/16	110	.494	45	22	89	.390	8	5-8	4
<b>Alex Nettey (Sr., CF)</b>	.271	153/109	414	91	112	18/2/4	46	.353	27	36	55	.365	17	21-31	6
<b>Danny Dressman (Jr., OF)</b>	.304	114/69	293	63	89	14/3/0	51	.372	44	5	45	.399	20	8-16	2
<b>Sean Gaston (Jr., C)</b>	.302	105/82	315	55	95	13/2/2	60	.375	24	4	33	.353	10	10-11	6
<b>Brett Lilley (So., 3B)</b>	.350	94/94	323	76	113	9/0/0	42	.378	49	39	44	.486	15	13-25	18
<b>Ross Brezovsky (So., 2B)</b>	.280	88/85	296	56	83	14/4/4	46	.395	31	7	57	.356	9	5-7	20
<b>Jeremy Barnes (Fr., IF)</b>	.281	32/29	121	24	34	8/1/1	21	.388	20	3	17	.396	0	6-9	4
<b>TOTALS</b>	<b>.305</b>	<b>1,351/1,148</b>	<b>4,188</b>	<b>873</b>	<b>1,276</b>	<b>207/26/72</b>	<b>759</b>	<b>.416</b>	<b>414</b>	<b>248</b>	<b>642</b>	<b>.393</b>	<b>126</b>	<b>151-227</b>	<b>146</b>

**OUTFIELD OLD-TIMERS** – Notre Dame’s current four veteran outfielders – the senior trio of LF **Steve Andres**, CF **Alex Nettey** and RF **Cody Rizzo**, plus junior **Danny Dressman** – have combined to make 373 outfield starts in their Notre Dame careers ... that total does not include the 115 career outfield starts by senior Craig Cooper, who has shifted to first base in 2006:

<b>Career OF Starts</b>	<b>LF</b>	<b>CF</b>	<b>RF</b>	<b>Total</b>
Cody Rizzo	13	33	104	150
Craig Cooper (1B in '06)	50	8	57	115
Alex Nettey	4	98	2	104
Steve Andres	60	0	2	62
Danny Dressman	10	31	16	57
<b>Totals</b>	<b>137</b>	<b>170</b>	<b>181</b>	<b>488</b>

**IRISH QUICK NOTES** – Craig Cooper was named BIG EAST player of the week after batting 12-for-20 two weeks ago (10 R, 5 RBI, HR, 3B, 2 2B) ... Cooper and Brett Lilley both hit 9-for-13 in the 3-0 sweep at South Florida ... ND’s recent streak of nine straight games with double-digit hits is unmatched in the program’s recorded history ... the ND staff’s streak of not allowing a home run ended in the Sunday game at USF (first vs. the Irish in 25 games and 943 batters faced) ... ND rapped out 49 hits in the sweep at USF, the most hits for the Irish in a BIG EAST series since 50 vs. Georgetown in ‘98 ... ND outhit USF .409-.231 in the series ... ND matched the seventh-best 30-game start (22-8) in the 114-year history of the program ... ND had 15-plus hits in four straight games for the first time since 1988 ... the ND defense remains on pace to set the team record in fielding pct. (.970; 43 Es), with the 10 regular starters combining for just 29 Es at their normal positions (SS Greg Lopez has just 6 Es) ... the games at USF marked the eighth time that ND has swept a 3-game road series in 11 BIG EAST seasons ... ND has trailed just 10 times in the win streak, with five of those deficits each lasting a half-inning, three lasting 1.5 (only two deficit have gone longer than 1.5 innings) ... ND is 18-1 in its past 19 overall games vs. the BIG EAST ... Kyle Weiland already has tied Aaron Heilman’s ND record for saves by a freshman (9) ... ND sold an Eck Stadium record 3,028 tickets for the Friday-night game vs. Pittsburgh (then bested that with 3,052 for the St. John’s double-header and 3,101 for the third game of the SJU series) ... the opener vs. Pitt saw the ND staff’s shutout streak end at 22 innings (first earned run allowed in 33 IP) ... Paul Mainieri is 517-204-2 at ND, 848-483-3 overall in 24 seasons ... the 15-1 win over Oakland included 4 HRs (Matt Bransfield 2, Sean Gaston, Alex Nettey) and a 9-run bottom of the 4th that was ND’s most runs in an inning since scoring 10 in the 1st inning at UConn on May 10, 2004 ... ND recently matched its season-high hit total (17) in three straight games.

**ECK-CELLENT** – Notre Dame last week posted the program’s 300th win in 13 seasons at Eck Stadium (now 304-66-1), winning 82% of the games in the home facility ... the only teams with more than three wins at Eck vs. ND include: St. John’s (5-10), West Virginia (5-8), Miami, Fla. (4-1), Ball State (4-3) and Rutgers (4-8).

## **NOTRE DAME BASEBALL 2006 QUICK FACTS**

Location .....	Notre Dame, IN 46556
Founded .....	1842
First Season of Baseball .....	1892
Undergraduate Enrollment .....	8,311
Nickname .....	Fighting Irish
Colors .....	Gold and Blue
Conference .....	BIG EAST
Athletic Director .....	Kevin White
Stadium (cap.) .....	Eck Stadium (2,500)
Surface, Dim. ....	Grass, 331-401--331
Head Coach ....	Paul Mainieri (Fla. Int'l '80)
Career Record ....	829-482-3 (24th season)
Record at ND .....	498-203-2 (12th season)
Asst. Coach ....	Terry Rooney (Radford '96)
Asst. Coach .....	Cliff Godwin (ECU '01)
Vol. Asst. ....	John Gumpf (CS San Bernadino '97)
Letterwinners Ret./Lost .....	21/7
Position Starters Ret./Lost .....	8/1
Letterwinning Pitchers Ret./Lost .....	10/5
Total Returners ....	21 (13 pos./10 pitchers)
Newcomers .....	11
2005 Record .....	38-24-1
2004 BIG EAST Record/Finish ..	14-9-1/3rd
Postseason .....	2-2 NCAA Gainesville Reg.
Baseball SID Contact .....	Pete LaFleur
Sports Information Office ...	(574) 631-7516
LaFleur’s E-mail .....	lafleur.4@nd.edu
Sports Information Fax .....	(574) 631-7941
ND Sports Hotline .....	(574) 631-3000
Website .....	www.und.com

## NOTRE DAME BASEBALL 2006 ROSTER BREAKDOWN

### Position Starters Returning (Avg/HR/RBI)

1B – Craig Cooper (Sr.; .325/7/58; 14 SB)  
 3B – Brett Lilley\* (So.; .355/0/28; 30 HBP)  
 SS – Greg Lopez (Sr.; .274/2/34; 7 SAC)  
 C – Sean Gaston\* (Jr.; .293/1/28; 27 R)  
 RF – Cody Rizzo (Sr.; .252/6/24; 17 SB)  
 LF – Matt Bransfield (Sr.; .313/0/16; 6 2B)  
 CF – Alex Nettey (Sr.; .288/2/24; 44 R)  
 2B – Ross Brezovsky\* (So.; .261/2/20; 35 R)  
 DH/LF – Steve Andres\* (Sr.; .232/5/25; 21 BB)

### Position Starter Lost (Avg/HR/RBI)

1B – Matt Edwards (.353/14/68; 21 2B, 46 BB)

\* Notes: stats for '05 season ... asterisks indicate lefthanded hitters ... no other position players lost from the 2005 team that had more than 5 at-bats ... Cooper started in the outfield during the 2003-05 seasons ... Bransfield was injured for part of '05 and previously has been a DH and reserve catcher with the Irish.

### Top Returning Pitchers ('05 stats)

Tom Thornton\* (Sr.; 4.69 ERA, 6-6, 40 Ks)  
 Jeff Samardzija (Jr.; 3.89 ERA, 8-1, 56 Ks)  
 Jeff Manship (Jr.; 3.97 ERA, 2-1, SV, 20 Ks)  
 Mike Dury\* (Jr.; 1.38 ERA, 1-0, 2 SV, 17 Ks)  
 Wade Korpi\* (So.; 5.47 ERA, 4-3, 32 Ks)

### Top Pitcher Lost ('05 stats)

Ryan Doherty (3.79 ERA, 1-3, 7 SV, 44 Ks)

\* Note: asterisks indicate LHPs

### Key Freshmen (stats for 2005)

Kyle Weiland (RHP; Albuquerque, NM)  
 First team all-state  
 (5.20 ERA, 4-1, 2 SV, 53 Ks, 19 BB, 35 IP)

Jeremy Barnes (RHP/IF; Garland, TX)  
 All-state shortstop  
 (.430, 4 HR ... team-record 1.31 ERA in '04)

David Phelps (RHP; Hazelwood, MO)  
 First team all-state  
 (1.56 ERA, 6-2, 88 Ks, 18 BB, 25 H, 54 IP)

Sam Elam (LHP; Mesquite, TX)  
 Led team to regional championship  
 (2.50 ERA, 9-3, 72 Ks, 35 IP)

Eddy Mendiola (3B/C; Miami, FL)  
 All-country honors  
 (.390, 3 HR, 6 2B, 14 RBI, 20 BB, 14 SB)

**HBP HIGHWAY RETURNS** – The ND batters were hit-by-pitch just six times in the first seven games of the 2006 season but now are averaging nearly 1.5 HBPs per game (58 in 37 GP) ... senior CF **Alex Nettey** leads all BIG EAST players with 17 HBPs (5th in ND history; with his 36 career HBPs no 4th all-time among ND players) ... senior RF/C **Cody Rizzo** (6 HBP in '06) ranks 3rd in NCAA history with 76 career HBPs ... sophomore 3B **Brett Lilley** (9 HBP in '06) already is 2nd in ND history with 39 career HBPs ... senior SS **Greg Lopez** (32) and senior 1B **Craig Cooper** (24) rank 7th and 12th on the ND career HBP list.

### **NCAA RECORD BOOK CAREER HIT-BY-PITCH**

1. 92 – Tony Hurtado (San Fran.; '97-'00); 221 GP (2.40 gms/HBP)
2. 81 – Gabe Somarriba (FL Atlantic; '99-'02); 226 GP (2.79 gms/HBP)
3. **76\* – Cody Rizzo (Notre Dame; '03- )**; 207 GP (2.72 gms/HBP)
4. 74 – Jeff Ontiveros (Texas; 1999-2002); 258 GP (3.49 gms/HBP)

### **NCAA RECORD BOOK PLAYER SEASON HIT-BY-PITCH**

1. 33..... Andrew Slater (Richmond, '97)
2. 32..... Gary Morris (Elon, '05)
- 32..... Steve Dembrowski (F. Dickinson, '79)
4. **30..... Brett Lilley (Notre Dame, '05)**
5. 29..... Ryder Mathias (Wake Forest, '05)
- 29..... Chris Nelson (Southern Utah, '02)
- 29..... Jonah Martin (Arizona State, '00)
- 29..... Corky Miller (Nevada, '98)
10. **28 ..... Cody Rizzo (Notre Dame, '03)**

*Note:* Lilley and Rizzo are the only players from the same school on the above top-10 list (28-plus HBPs in a season)

### **NCAA RECORD BOOK TEAM SEASON HIT-BY-PITCH**

<u>Team</u>	<u>Yr.</u>	<u>Gms</u>	<u>HBP (per gm)</u>
1. Notre Dame	'05	63	130 (2.06)
2. Nevada	'97	60	125 (2.08)
3. Long Beach St.	'98	67	124 (1.85)
Coll. Charleston	'04	63	122 (1.94)
5. Cal St. Fullerton	'03	66	117 (1.77)
6. Arizona State	'00	59	115 (1.95)
Long Beach St.	'99	60	114 (1.90)
8. Notre Dame	'04	63	106 (1.68)
– Notre Dame	'06	32	49 (1.53)

**Notes:** ND is on pace for 98 HBPs this season (in 64 GP) ... the Irish have averaged 1.84 HBPs per game during the past three seasons (281, in 153 games from '04-'06) ... the 2005 Notre Dame team owns the 2nd-best HBP per game among teams on the above list ... ND (106 in '04; 130 in '05) and Long Beach State (124 in '98, 114 in '99) are the only teams ever to post 106-plus HBPs in multiple seasons.

### **Notre Dame Career Hit-By-Pitch**

1. **Cody Rizzo (2003- ) ..... 76**
2. **Brett Lilley (2005- ) ..... 39**
3. Craig DeSensi (1992-95)..... 38
4. **Alex Nettey (2003- ) ..... 36**
- Dan Bautch (1990-92) ..... 36
- Greg Layson (1991-94) ..... 36
7. **Greg Lopez (2003- ) ..... 32**
- Ed Lund (1988-90) ..... 32
- Eric Danapilis (1990-93)..... 32
10. Paul O'Toole (1999-2002) ..... 28
11. Javi Sanchez (2001-04)..... 27
12. **Craig Cooper (2003- ) ..... 24**

**FIRST-INNING FOCUS** – Notre Dame’s impressive 1st-inning stats this season include a 43-14 scoring margin, with 1st-inning runs in 20 games ... the Irish recently had a 7-game scoring streak in the 1st inning, longest by an ND team in the past five seasons (the 2004 team scored in the 1st inning of six straight games, the '05 team in five straight) ... ND is batting a robust .377 as a team in the 1st inning this season (19 extra-base hits, 5 HRs), led by:

Craig Cooper ..... .692 (18-for-26) ..... 4 RBI, 18 R, 3 HR, 6 2B, 1.269 slug.  
4 BB, HBP, 2 KS, SF, .719 on-base  
Sean Gaston ..... .545 (6-for-11) ..... 8 RBI, 3 R, HR, 3B, 2B, 2 BB, K, SF  
Matt Bransfield ..... .400 (6-for-15) ..... 6 RBI, R, HR, 2B, 2 Bb, HBP, 4 K, SAC  
Ross Brezovsky ..... .364 (4-for-11) ..... 7 RBI, 2 R, 3B, 2B, 2 BB, 2 HP, 2 K, SF

**STRONG STARTERS** – The ND pitchers have posted a scoreless first inning in 29 of 37 games this season.

**JUMPING ON TOP** – Notre Dame’s best 1st-inning scoring margin of the Mainieri era (since '95) came in 2001 (+48; 59-11) ... the recent streak of scoring 1st-inning runs in seven straight games (March 21-29) was longest by an ND team since that 2001 team scored in eight straight, from April 21-29 of that season ... ND’s current +29 scoring margin in the 1st inning (43-14) is more than triple that of the '05 team (+9; 58-49) and would rank 5th-best by an Irish team in the Mainieri era (on pace for +44 in the regular season, which would challenge the 2001 team’s +48 as best in the Mainieri era) ... the current 1st-inning scoring ratio of 3.1 trails only the '01 team’s 5.4 in Mainieri’s 12 seasons ... ND has finished with a positive 1st-inning scoring margin every season of the Mainieri era except 1998 (-12), with an average margin of +18 and avg. ratio of 1.9 ... the most 1st-inning runs ever scored by a Mainieri-era offense at ND are 75 (in '04; 1.19/gm) while the fewest allowed are 11 (in '01; 0.18/gm) ... ND’s current averages are 1.19 runs/gm and 0.39 runs allowed/gm in the 1st ... here’s a look at the Mainieri-era teams and their 1st-inning production:

Year	1st-Inn. Runs	Margin	Ratio	Final Record
1995	65-27	+38	2.4	40-21
1996	70-37	+33	1.9	44-18
1997	65-60	+5	1.3	41-19
1998	29-41	-12	0.7	41-18
1999	50-45	+5	1.1	43-18
2000	35-32	+3	1.1	46-18
2001	59-11	<b>+48</b>	<b>5.4</b>	49-13-1
2002	65-49	+16	1.3	50-18
2003	40-35	+5	1.1	45-18
2004	<b>75-29</b>	<b>+46</b>	2.6	51-12
2005	58-49	+9	1.2	38-14-1
<b>2006</b>	<b>43-14</b>	<b>+29</b>	<b>3.1</b>	<b>(28-8)</b>
<b>Avg.</b>		<b>+18</b>	<b>1.9</b>	

**IS THE EIGHTH ENOUGH?** – The Irish have put away several games this season in the 8th, owning a 32-14 scoring edge in the inning (+18) ... ND is batting .376 (59-for-157) in the 8th inning this season, with a .465 team slugging pct. in the inning (HR, 2 3B, 7 2B) and a .457 on-base pct. (17 BB, 8 HBP) ... seven ND regulars are batting above .380 in the 8th inning this season:

Greg Lopez ..... .692 (9-for-13) ..... 4 RBI, 4 R, 2B, SF, GDP  
Craig Cooper ..... .462 (6-for-13) ..... 3 RBI, 5 R, 2 HBP  
Danny Dressman ..... .444 (8-for-18) ..... 2 RBI, 8 R, 2 3B, 2B, 5 BB, 2 Ks, GDP  
Brett Lilley ..... .417 (5-for-12) ..... 2 RBI, 3 BB, HBP, 2 Ks, SAC, GDP  
Matt Bransfield ..... .400 (4-for-10) ..... 3 RBI, 3 R, 2B, 2 BB, 3 Ks, SAC  
Jeremy Barnes ..... .385 (5-for-13) ..... 3 RBI, 5 R, 2 2B, 2 BB, 2 Ks  
Alex Netzey ..... .385 (5-for-13) ..... 3 RBI, 3 R, 3 HBP, 2 Ks

**MANSHIP, SAMARDZIJA AMONG NATION’S TOP PROSPECTS**

• *Baseball America* released its annual preseason list of college baseball’s top-100 prospects for the 2006 Major League baseball draft and Notre Dame was one of six teams in the nation to feature two starting pitchers among those top-100 prospects – as **Jeff Manship** was slotted at No. 75 on that list (now #41) while fellow junior righthander **Jeff Samardzija** was listed 94th (now 40th) ... the other teams with two starting pitchers among the preseason top-100 prospects were UNC, Missouri, Cal Poly, Washington and San Diego (ND, UNC and Missouri are the only ones currently with two starting pitchers among the top-50 prospects).

• *BA’s* college preview listed ND senior 1B **Craig Cooper** and sophomore B **Brett Lilley** on its preseason all-BIG EAST team ... *BA* cited Lilley, senior SS **Greg Lopez** and junior catcher **Sean Gaston** as the BIG EAST’s best defensive players at their positions while tabbing Lilley as the BIG EAST batter with the “best strike-zone discipline,” Samardzija as the BIG EAST’s best athlete, Manship as the league’s pitcher with the best breaking ball and senior LHP **Tom Thornton** as the BIG EAST pitcher with the best control.

• *BA’s* prospect rankings listed Manship 4th and Samardzija 6th among the BIG EAST’s top prospects (Cooper was 44th among the nation’s top senior prospects).

**LIDGE NAMED TO WBC TEAM** – Former Notre Dame ace pitcher and current Houston Astros all-star closer **Brad Lidge** ('96-'98) was one of 16 college baseball products who were named to the United States original 30-man roster for the upcoming World Baseball Classic, a 16-nation tournament held from March 3-20 at venues in Japan, Puerto Rico and the United States ... former Notre Dame standout and current Arizona Diamondbacks infielder **Craig Counsell** ('92) was not named to the team but is one of 22 players who remain on the provisional roster – with the official U.S. 30-man roster not to be submitted to WBC organizers until March 2 ... all 10 of the relief pitchers originally named to the team are former college baseball players, as is Astros starting pitcher Roger Clemens (Texas) and five position players ... Lidge saved the 2-0 win over Canada and was the pitcher of record in the 4-3 win over

**FAR & WIDE** – Notre Dame’s nine position player starters hail from seven states, including two outfielders from **California** (senior LF/DH Steve Andres and RF Cody Rizzo) and two leftside infielders from **Ohio** (senior SS Greg Lopez and sophomore 3B Brett Lilley), plus one each from **New York** (senior 1B Craig Cooper), **Colorado** (senior LF/DH Matt Bransfield), **Indiana** (junior C Sean Gaston), **Florida** (sophomore 3B Ross Brezovsky) and **Illinois** (senior CF Alex Nettey)

**STATE ROLL CALL** – The Notre Dame list of all-time monogram winners includes players from 44 home states ... pitchers Brandon Vioria (Wailuku, Hawaii) in 2000 and Cody Wilkins (Hudson, N.C.) in 2004 became the first players from their respective states ever to monogram with the Irish baseball program ... the only states that have not produced ND baseball letterwinners include Alaska, Idaho, Nevada, New Hampshire, South Carolina and Vermont ... the 12-year Paul Mainieri era has featured players from 36 states, including 15 states on the 2006 roster (see list below):

**Florida (4)** – Ross Brezovsky (Naples), Wade Korpi (Lake Worth), Eddy Mendiola (Miami), Joey Williamson (Lantana)

**Indiana (4)** – Mike Dury (Indianapolis), Sean Gaston (Brownsburg), Jeff Samardzija (Valparaiso), John Seabaugh (Granger)

**Texas (4)** – Jeremy Barnes (Garland), Sam elam (Mesquite), Tony Langford (Fort Worth), Jeff Manship (San Antonio)

**California (3)** – Steve Andres (Napa), Danny Dressman (San Jose), Cody Rizzo (Temecula)

**Illinois (3)** – Brett Graffy (Homer Glen), Mike Many (Naperville), Alex Nettey (Dolton)

**Michigan (2)** – Dan Kapala (Royal Oak), Evan Sharpley (Marshall)

**New York (2)** – Ryan Connolly (Binghamton), Craig Cooper (Plainview)

**Ohio (2)** – Brett Lilley (North Canton), Greg Lopez (Upper Arlington)

**Washington (2)** – David Gruener (Gig Harbor), Eddie Smith (Olympia)

**Colorado (1)** – Matt Bransfield (Englewood)

**Massachusetts (1)** – Tom Thornton (Middleboro)

**Missouri (1)** – David Phelps (Hazelton)

**New Jersey (1)** – Chris Soriano (Randolph)

**New Mexico (1)** – Kyle Weiland (Albuquerque)

**Virginia (1)** – Jess Stewart (Manassas)

**CLUTCH HITTING KEY COMPONENT** – Three stats that measure clutch offensive production – leadoff on-base pct., batting with runners in scoring position and 2-out batting – show that clutch hitting can overcome a team’s dropoff in power numbers ... using a formula that combines those three situational hitting numbers, Brett Lilley was the 2005 team’s runaway team leader with a “clutch hitting” score of 1.402 ... that number can be skewed a bit by the on-base pct. (which has the benefit of including walks and HBPs and thus is higher than the batting avg. stats) ... using an adjustment whereby the leadoff on-base pct. is multiplied by 75%, Lilley still checked in as ND’s all-around leader in clutch hitting with a 1.273 score (.515 leadoff on-base/.386 adjusted, .448 RISP, .439 with 2-outs) ... Lilley led the ’05 team in 2-out batting and batting with RISP while ranking 3rd in leadoff OB (better than his overall team-leading .502 OB pct.) ... current senior 1B Craig Cooper was 2nd overall with a 1.117 clutch-hitting score in ’05 that included the team’s 2nd-best batting averages with 2 outs (.439) and with runners in scoring position (.448) ... departed 1B Matt Edwards was the 2005 team’s runaway leader with a .581 leadoff on-base pct. ... as a team, the most consistent part of ND’s 2005 clutch offense was leadoff on-base pct. (.406/.311 adjusted), followed by batting with RISP (.309) while the 2-out batting lagged behind at .294:

**CLUTCH-HITTING CHART** (pre-IPFW; team rank in parentheses)

	<i>Leadoff On-Base Pct.</i>	<i>Batting w/ RISP</i>	<i>2-Out Batting</i>	<i>Clutch Hit Tot.</i>
Danny Dressman (4)	.444 (.333 adjusted)	(3) .390	(1) .423	1,146
(2005)	(13) .182 (.137)	(8) .286	(9) .250	673
Greg Lopez	.367(.275)	(1) .438	(3) .364	1,077
(2005)	(8) .353 (.265)	(10) .242	(7) .279	786
Craig Cooper	(1) .627 (.470)	.290	.294	1,054
(2005)	(5) .419 (.314)	(2) .434	(2) .369	1,117
Brett Lilley	(5) .423 (.317)	.314	(2) .379	1,010
(2005)	(3) .515 (.386)	(1) .448	(1) .439	1,273
Ross Brezovsky	.355 (.266)	.326	(3) .364	956
(2005)	(10) .298 (.224)	(7) .288	(10) .246	758
Matt Bransfield	.393 (.295)	(5) .333	(5) .311	939
(2005)	(2) .542 (.407)	(6) .314	(6) .286	1,007
Jeremy Barnes	(3) .448 (.336)	(2) .391	.189	916
Alex Nettey	.367 (.275)	.333	.265	873
(2005)	(6) .418 (.314)	(9) .273	(12) .219	806
Cody Rizzo	.357 (.268)	(4) .348	.250	866
(2005)	(4) .436 (.327)	(12) .190	(10) .246	763
Sean Gaston	(5) .423 (.317)	.324	.185	826
(2005)	(7) .357 (.268)	(4) .322	(5) .302	892
Steve Andres	(2) .500 (.375)	.111	.111	597
(2005)	(11) .286 (.215)	(11) .220	(8) .275	710
<b>TEAM</b>	<b>.430 (.322)</b>	<b>.346</b>	<b>.290</b>	<b>958</b>
<b>(2005)</b>	<b>.406 (.311)</b>	<b>.309</b>	<b>.294</b>	<b>908</b>

**IN-STATE BATTLES** – After the season-opening win over Indiana State and the recent wins over Valparaiso, Ball State, Manchester and IPFW, Notre Dame now owns a 53-10 record (.841) vs. fellow Indiana-based schools during the Paul Mainieri era (since ’95), with games versus: Valparaiso (11-1), Butler (7-0), Manchester (7-0), Purdue (6-2), IUPUI (5-0), Indiana Tech (4-1), Indiana (3-0), Indianapolis (2-0), IPFW (3-0), Indiana State (2-1), Ball State (3-4) and Evansville (1-1). The Irish still have a game left this season vs. Purdue.



## PLATE-DISCIPLINE CHART

<i>Player</i>	<i>Walks</i>	<i>Hit-By-Pitch</i>	<i>Strikeouts</i>	<i>Plate Discipline (BB+HBP-Ks)</i>
<b>Danny Dressman</b> ('06) (2005)	21 5	4 1	8 12	+13 -6
<b>Craig Cooper</b> ('06) (2005)	17 32	4 14	10 22	+11 +24
<b>Brett Lilley</b> ('06) (2005)	15 34	9 27	11 32	+13 +29
<b>Alex Nettey</b> ('06) (2005)	6 13	17 14	12 29	+11 -2
<b>Sean Gaston</b> ('06) (2005)	14 5	0 4	7 16	+7 -7
<b>Jeremy Barnes</b> ('06)	20	3	17	+6
<b>Ross Brezovsky</b> ('06) (2005)	14 16	3 4	15 40	+2 -20
<b>Steve Andres</b> ('06) (2005)	8 21	2 6	13 20	-3 +7
<b>Greg Lopez</b> ('06) (2005)	6 10	3 16	8 43	+1 -17
<b>Cody Rizzo</b> ('06) (2005)	12 22	6 21	20 35	-2 +8
<b>Matt Bransfield</b> ('06) (2005)	10 10	3 7	23 14	-10 +3
<b>TEAM TOTALS</b> (2005)	<b>151</b> <b>220</b>	<b>58</b> <b>125</b>	<b>163</b> <b>328</b>	<b>+46</b> <b>+17</b>

Note: Lilley, Cooper and Matt Edwards (+17) were a combined +70 in the 2005 plate-discipline ratio (the rest of the team was -53)

**IRISH TAKING AIM AT EIGHTH STRAIGHT NCAA TRIP** – Notre Dame, which bounced back from a 14-14 start to the 2005 season by going 22-8-1 in the second half, made its seventh straight appearance in the NCAAs and eighth of the Paul Mainieri era (since '95) during that 2005 season ... the Irish are part of an elite group of 12 teams that have appeared in the NCAAs every year since 1999, with others including: recent NCAA champions Miami, LSU, Texas, Rice and Cal State Fullerton, plus Florida State, Stanford, Clemson, Tulane, East Carolina and Oral Roberts ... ND is part of an even smaller list of seven teams that have advanced to at least the NCAA Regional final every year since 2000 (six straight), with the other five teams including LSU, Miami, Rice, South Carolina, Stanford and Texas.

**IRISH POST 500th WIN OF MAINIERI ERA** – The recent 6-3 win over Georgetown on March 26 was Paul Mainieri's 500th victory in 11-plus seasons at ND (now 517-204-2; 848-483-3 in 24 overall seasons) ... the Mainieri era has included an average of 44-plus wins per season, eight trips to the NCAAs, eight conference titles, 43 players who have been drafted or signed as free-agents, 12 All-America seasons and nine Academic All-America honors (all 63 of his four-year players have graduated and 11 who signed professionally as juniors have returned to complete or near completion of their undergraduate requirements).

### Double-Digit Hit Streaks in the Paul Mainieri era (since '95)

21 – Mike Amhein (1997; Sr., C)  
**18 – CRAIG COOPER (2006; Sr., 1B)**  
 18 – Jeff Felker (1999; Jr., 1B)  
 16 – Steve Stanley (2000; So., CF)  
**15 – Alex Nettey (2005; Jr., CF)**  
 15 – Steve Sollmann (2003; Jr., 2B)  
 15 – Jeff Wagner (1997; Sr., C/DH)  
 15 – Brant Ust (1997; Fr., 2B/SS)  
**14 – Steve Andres (2004; So., LF)**  
 14 – Brian Stavisky (2000; Fr., RF)  
 14 – Matt Nussbaum (1999; Jr., LF)  
**13 – Craig Cooper (2005; Jr., LF)**  
 13 – Steve Sollmann (2003; Jr., 2B)  
 13 – Steve Stanley (2002; Sr., CF)  
 13 – Andrew Bushey (2001; Jr., 3B)  
 13 – Allen Greene (1997; So., LF)  
 12 – Javi Sanchez (2002; SS, So.)  
 12 – Steve Stanley (1999; CF, Fr.)  
 12 – Jeff Wagner (1998; Jr., C)  
**11 – Danny Dressman (2006; Jr., OF)**  
**11 – Ross Brezovsky (2006; So., 2B)**  
 11 – Steve Stanley (2002; CF, Sr.)  
 11 – Brian Stavisky (2002; Jr., LF)  
 11 – Allen Greene (1998; Jr., CF)  
 11 – Scott Sollmann (1996; Jr., CF)  
 10 – Matt Edwards (2005; Sr., 1B)  
 10 – Matt Macri (2004; Jr., 3B)  
 10 – Matt Edwards (2004; Jr., 1B)  
 10 – Matt Edwards (2003; So., 3B)  
 10 – Steve Stanley (2002; Sr., CF)  
 10 – Steve Sollmann (2002; So., 2B)  
 10 – Steve Stanley (2001; Jr., CF)  
 10 – Ken Meyer (2001; Jr., DH)  
 10 – Steve Sollmann (2001; Fr., 2B)  
 10 – Steve Stanley (2000; So., CF)  
 10 – Brian Stavisky (2000; Fr., RF)  
 10 – Steve Stanley (1999; Fr., CF)  
 10 – Brant Ust (1998; So., 3B)  
 10 – J.J. Brock (1997; Sr., 3B)  
 10 – Randall Brooks (1996; Jr., 2B)  
 10 – J.J. Brock (1996; Jr., 3B)

### Most Double-Digit Hit Streaks in the Mainieri Era

8 – Steve Stanley  
 4 – Steve Sollmann  
 3 – Brian Stavisky, Matt Edwards  
 2 – Brant Ust, Allen Greene,  
 Jeff Wagner, J.J. Brock, Craig Cooper

Note: Craig Cooper's earlier 9-game hitting streak ended this season after going 0-for-1 with 3 walks and a sac. fly vs. Central Michigan on March 22.

## NOTRE DAME BASEBALL 2006 STARTS – By Batting Order

Opp.	Leadoff	2-hole	3-hole	Cleanup	5-hole	6-hole	7-hole	8-hole	9-hole
Ind.St.	Lilley	Gaston	Cooper	Andres	Lopez	Bransfield	Brezovsky	Nettey	Rizzo
AFA	Barnes	Dressman	Cooper	Andres	Lopez	Bransfield	Brezovsky	Dury	Rizzo
MEM	Nettey	Lilley	Cooper	Bransfield	Lopez	Gaston	Barnes	Brezovsky	Rizzo
OKLA	Nettey	Lilley	Andres	Bransfield	Gaston	Lopez	Brezovsky	Dury	Rizzo
NEB	Nettey	Lilley	Andres	Bransfield	Gaston	Lopez	Brezovsky	Rizzo	Dressman
MINN	Lilley	Dressman	Gaston	Bransfield	Andres	Dury	Brezovsky	Lopez	Nettey
ARIZ	Lilley	Dressman	Bransfield	Nettey	Barnes	Mendiola	Brezovsky	Lopez	Rizzo
A&M	Cooper	Dressman	Lilley	Gaston	Barnes	Bransfield	Brezovsky	Nettey	Lopez
IOWA	Cooper	Dressman	Lilley	Bransfield	Barnes	Andres	Nettey	Lopez	Rizzo
ILL	Cooper	Dressman	Lilley	Gaston	Barnes	Andres	Brezovsky	Nettey	Rizzo
IOWA	Cooper	Dressman	Lilley	Gaston	Barnes	Bransfield	Brezovsky	Lopez	Rizzo
IOWA	Cooper	Dressman	Lilley	Barnes	Gaston	Bransfield	Nettey	Lopez	Rizzo
SIU	Cooper	Dressman	Barnes	Bransfield	Gaston	Nettey	Brezovsky	Lopez	Rizzo
IOWA	Cooper	Dressman	Lilley	Bransfield	Brezovsky	Nettey	Sharpley	Lopez	Rizzo
SIU	Cooper	Dressman	Lilley	Bransfield	Gaston	Brezovsky	Nettey	Lopez	Rizzo
Wr.St.	Cooper	Dressman	Gaston	Bransfield	Brezovsky	Nettey	Lilley	Lopez	Rizzo
CMU	Cooper	Lilley	Barnes	Gaston	Bransfield	Nettey	Brezovsky	Lopez	Rizzo
GU	Cooper	Lilley	Dressman	Gaston	Bransfield	Brezovsky	Nettey	Lopez	Rizzo
GU	Barnes	Lilley	Barnes	Gaston	Bransfield	Nettey	Brezovsky	Lopez	Rizzo
GU	Cooper	Lilley	Dressman	Barnes	Bransfield	Gaston	Brezovsky	Lopez	Rizzo
VALPO	Lilley	Dressman	Barnes	Bransfield	Brezovsky	Nettey	Dury	Lopez	Rizzo
WMU	Cooper	Lilley	Barnes	Dressman	Brezovsky	Bransfield	Gaston	Lopez	Rizzo
PITT	Cooper	Lilley	Barnes	Bransfield	Dressman	Nettey	Gaston	Lopez	Rizzo
PITT	Cooper	Lilley	Barnes	Dressman	Brezovsky	Bransfield	Gaston	Lopez	Nettey
PITT	Cooper	Dressman	Barnes	Bransfield	Brezovsky	Gaston	Lilley	Lopez	Nettey
Chi St.	Cooper	Dressman	Barnes	Gaston	Brezovsky	Andres	Nettey	Mendiola	Rizzo
BSU	Cooper	Dressman	Barnes	Bransfield	Brezovsky	Nettey	Lilley	Lopez	Rizzo
USF	Cooper	Lilley	Dressman	Barnes	Brezovsky	Bransfield	Gaston	Lopez	Nettey
USF	Cooper	Lilley	Dressman	Barnes	Brezovsky	Bransfield	Gaston	Lopez	Rizzo
USF	Cooper	Lilley	Dressman	Barnes	Bransfield	Brezovsky	Nettey	Lopez	Rizzo
OAK	Cooper	Dressman	Barnes	Brezovsky	Bransfield	Gaston	Nettey	Lopez	Rizzo
MAN	Cooper	Lilley	Dressman	Barnes	Brezovsky	Andres	Dury	Nettey	Rizzo
SJU	Cooper	Lilley	Dressman	Barnes	Brezovsky	Bransfield	Gaston	Lopez	Nettey
SJU	Cooper	Lilley	Dressman	Barnes	Bransfield	Gaston	Nettey	Lopez	Rizzo
SJU	Cooper	Lilley	Dressman	Barnes	Bransfield	Brezovsky	Nettey	Lopez	Rizzo
TOL	Cooper	Dressman	Barnes	Brezovsky	Bransfield	Gaston	Nettey	Lopez	Rizzo
IPFW	Cooper	Dressman	Barnes	Bransfield	Lopez	Gaston	Nettey	Mendiola	Rizzo

### Batting Order and Position Combination Notes

- The first 32 games featured **32 different batting orders** (now 34 in 37) ... ND is 25-3 with Cooper at leadoff spot (4-5 with others).
- The top four spots thus far have included:  
**four** different **leadoff** batters (Brett Lilley, Jeremy Barnes, Alex Nettey and Craig Cooper)  
**three** players in the **2-hole** (Sean Gaston, Danny Dressman and Lilley)  
**seven** in the ever-important **#3 spot** (Cooper, Steve Andres, Gaston, Matt Bransfield, Lilley, Barnes, Dressman)  
and **seven cleanup** batters as well (Andres, Bransfield, Nettey, Gaston, Barnes, Dressman and Ross Brezovsky)  
... for comparison, ND's entire '05 season featured five leadoff batters, five in the 2-hole, just three who batted 3rd and seven at cleanup
- The first 32 games featured **25 different position combinations** (excluding pitchers).
- 11 different ND players have hit as the DH this season: Steve Andres, Mike Dury, Jeremy Barnes, Eddy Mendiola, Brett Lilley, Sean Gaston, Danny Dressman, Evan Sharpley, Ross Brezovsky, Matt Bransfield and Greg Lopez.
- The Irish are **27-2 in games when Barnes has started**, including a 17-0 combined record when he has started in the middle infield (8-0 at 2B, 4-0 at SS) or at third base (5-0), plus 2-1 with him at first base and 7-1 as the DH.
- Notre Dame is **11-2** in the 13 games when **Rizzo has started at catcher**

## NOTRE DAME BASEBALL 2006 STARTS – By Position

Opp.	Catcher	1st Base	2nd Base	Shortstop	3rd Base	Left Field	Center Field	Right Field	DH	Pitcher
Ind.St.	Gaston	Cooper	Brezovsky	Lopez	Lilley	Bransfield	Nettey	Rizzo	Andres	Thornton
AFA	<b>Rizzo</b>	Cooper	Brezovsky	Lopez	<b>Barnes</b>	Bransfield	<b>Dressman</b>	Andres	Dury	Samardzija
MEM	Gaston	Cooper	Brezovsky	Lopez	Lilley	Bransfield	Nettey	Rizzo	Barnes	Korpi
OKLA	Gaston	<b>Dury</b>	Brezovsky	Lopez	Lilley	Bransfield	Nettey	Rizzo	Andres	Manship
NEB	Gaston	<b>Bransfield</b>	Brezovsky	Lopez	Lilley	<b>Dressman</b>	Nettey	Rizzo	Andres	Thornton
MINN	Gaston	<b>Bransfield</b>	Brezovsky	Lopez	Lilley	<b>Dressman</b>	Nettey	Andres	Dury	Samardzija
ARIZ	<b>Rizzo</b>	<b>Barnes</b>	Brezovsky	Lopez	Lilley	Bransfield	Nettey	Dressman	<b>Mendiola</b>	Manship
A&M	<i>Gaston</i>	<i>Cooper</i>	<i>Brezovsky</i>	<i>Lopez</i>	<i>Lilley</i>	<i>Bransfield</i>	<i>Nettey</i>	<i>Dressman</i>	<i>Barnes</i>	Samardzija
IOWA	<b>Rizzo</b>	Cooper	<b>Barnes</b>	Lopez	Lilley	Bransfield	Nettey	Dressman	Andres	Manship
ILL	Gaston	Cooper	Brezovsky	<b>Barnes</b>	Lilley	<b>Dressman</b>	Nettey	Rizzo	Andres	Thornton
IOWA	Gaston	Cooper	Brezovsky	Lopez	<b>Barnes</b>	Bransfield	<b>Dressman</b>	Rizzo	<b>Lilley</b>	Korpi
IOWA	<b>Rizzo</b>	Cooper	<b>Barnes</b>	Lopez	Lilley	Bransfield	Nettey	Dressman	Gaston	Samardzija
SIU	Gaston	Cooper	Brezovsky	Lopez	<b>Barnes</b>	Bransfield	Nettey	Rizzo	Dressman	Manship
IOWA	<b>Rizzo</b>	Cooper	Brezovsky	Lopez	Lilley	Bransfield	Nettey	Dressman	<b>Sharpley</b>	Phelps
SIU	Gaston	Cooper	Brezovsky	Lopez	Lilley	Bransfield	Nettey	Rizzo	Dressman	Thornton
Wr.St.	Gaston	Cooper	Brezovsky	Lopez	Lilley	Bransfield	Nettey	Rizzo	Dressman	Korpi
CMU	Gaston	Cooper	Brezovsky	Lopez	Lilley	Bransfield	Nettey	Rizzo	Barnes	Phelps
GU	Gaston	Cooper	Brezovsky	Lopez	Lilley	Bransfield	Nettey	Rizzo	Dressman	Manship
GU	<b>Rizzo</b>	<b>Barnes</b>	Brezovsky	Lopez	Lilley	Bransfield	Nettey	Dressman	Andres	Samardzija
GU	Gaston	Cooper	Brezovsky	Lopez	Lilley	Bransfield	<b>Rizzo</b>	Dressman	Barnes	Thornton
VALPO	<b>Rizzo</b>	<b>Barnes</b>	Brezovsky	Lopez	Lilley	Bransfield	Nettey	Dressman	Dury	Gruener
WMU	Gaston	Cooper	<b>Barnes</b>	Lopez	Lilley	Bransfield	<b>Rizzo</b>	Dressman	Brezovsky	Thornton
PITT	Gaston	Cooper	<b>Barnes</b>	Lopez	Lilley	Dressman	Nettey	Rizzo	Bransfield	Samardzija
<i>PITT</i>	<i>Gaston</i>	<i>Cooper</i>	<i>Brezovsky</i>	<i>Lopez</i>	<i>Lilley</i>	<i>Bransfield</i>	<i>Nettey</i>	<i>Dressman</i>	<i>Barnes</i>	Manship
<i>PITT</i>	<i>Gaston</i>	<i>Cooper</i>	<i>Brezovsky</i>	<i>Lopez</i>	<i>Lilley</i>	<i>Bransfield</i>	<i>Nettey</i>	<i>Dressman</i>	<i>Barnes</i>	Thornton
Chi St.	<b>Rizzo</b>	Cooper	Brezovsky	<b>Barnes</b>	<b>Mendiola</b>	<b>Andres</b>	Nettey	Dressman	Gaston	Gruener
BSU	<b>Rizzo</b>	Cooper	Brezovsky	Lopez	Lilley	Bransfield	Nettey	Dressman	Barnes	Korpi
USF	<i>Gaston</i>	<i>Cooper</i>	<i>Brezovsky</i>	<i>Lopez</i>	<i>Lilley</i>	<i>Bransfield</i>	<i>Nettey</i>	<i>Dressman</i>	<i>Barnes</i>	Samardzija
USF	Gaston	Cooper	<b>Barnes</b>	Lopez	Lilley	Bransfield	<b>Rizzo</b>	Dressman	Brezovsky	Thornton
USF	<b>Rizzo</b>	Cooper	Brezovsky	<b>Barnes</b>	Lilley	Bransfield	Nettey	Dressman	<b>Lopez</b>	Manship
OAK	Gaston	Cooper	Brezovsky	Lopez	<b>Barnes</b>	Dressman	Nettey	Rizzo	Bransfield	Korpi
MAN	<b>Rizzo</b>	Cooper	Brezovsky	<b>Barnes</b>	Lilley	<b>Andres</b>	Nettey	Dressman	Dury	Phelps
SJU	Gaston	Cooper	<b>Barnes</b>	Lopez	Lilley	Bransfield	Nettey	Dressman	Brezovsky	Samardzija
SJU	Gaston	Cooper	<b>Barnes</b>	Lopez	Lilley	Dressman	Nettey	Rizzo	Bransfield	Thornton
SJU	<b>Rizzo</b>	Cooper	Brezovsky	Lopez	Lilley	Bransfield	Nettey	Dressman	Barnes	Manship
TOL	Gaston	Cooper	Brezovsky	Lopez	<b>Barnes</b>	Dressman	Nettey	Rizzo	Bransfield	Korpi
IPFW	<b>Rizzo</b>	Cooper	<b>Barnes</b>	Lopez	<b>Mendiola</b>	Bransfield	Nettey	Dressman	Gaston	Gruener

Player	GS	p	c	1b	2b	3b	ss	lf	cf	rf	of	dh	1st	2nd	3rd	4th	5th	6th	7th	8th	9th
12 Matt Bransfield..	34	.	.	2	.	.	.	28	.	.	.	4	.	.	1	14	9	10	.	.	.
4 Greg Lopez.....	34	.	.	.	.	.	33	.	.	.	.	1	.	.	.	.	4	2	.	27	1
6 Danny Dressman...	33	.	.	.	.	.	.	7	2	20	.	4	.	19	10	2	1	.	.	.	1
16 Alex Nettey.....	32	.	.	.	.	.	.	.	32	.	.	.	3	.	.	1	.	7	12	4	5
7 Ross Brezovsky...	32	.	.	.	29	.	.	.	.	.	.	3	.	.	.	2	12	5	12	1	.
2 Brett Lilley.....	31	.	.	.	.	30	.	.	.	.	.	1	4	17	7	.	.	.	3	.	.
9 Craig Cooper.....	31	.	.	31	.	.	.	.	.	.	.	.	28	.	3	.	.	.	.	.	.
17 Cody Rizzo.....	31	.	13	.	.	.	.	.	3	15	.	.	.	.	.	.	.	.	.	1	30
20 Jeremy Barnes....	29	.	.	3	8	5	4	.	.	.	.	9	2	.	12	9	5	.	1	.	.
11 Sean Gaston.....	27	.	24	.	.	.	.	.	.	.	.	3	.	1	2	6	5	6	6	.	.
36 Steve Andres.....	10	.	.	.	.	.	.	2	.	2	.	6	.	.	2	3	1	4	.	.	.
44 Mike Dury.....	5	.	.	1	.	.	.	.	.	.	.	4	.	.	.	.	.	1	2	2	.
14 Eddy Mendiola....	3	.	.	.	.	2	.	.	.	.	.	1	.	.	.	.	.	1	.	2	.

## ACADEMIC EXCELLENCE

• The Notre Dame baseball team traditionally has matched its stellar play on the field with strong performances in the classroom and that continued to be the case in the 2005 fall semester – as the 32 players combined for a 3.17 team GPA during the semester.

• The NCAA's recently-released Graduation Success Rate (GSR) data also reinforced the Notre Dame baseball program's elite academic standing, as the Irish were one of 17 teams among 268 in Division I – but one of only two teams from that group that also currently are in the national top-25 polls – to compile a 100% graduation rate, during a four-year sample of classes entering from 1995-98.

• The Irish also own a 100% graduation rate (63-of-63) among four-year players throughout the tenure of head coach Paul Mainieri ('95-present), with 12 others who signed professionally prior to their senior season returning to complete or near completion of their degree requirements.

• Twenty-one of the ND baseball players posted a GPA of 3.0-plus during the 2005 fall semester, with 11 checking in at 3.4 or higher ... the ND players also have combined for an impressive 3.10 cumulative team GPA over the course of their college careers.

• Notre Dame boasts several strong Academic All-America candidates in 2006, most notably: senior LHP **Tom Thornton** (3.54 cumulative GPA; as a double major in anthropology and film-television-and-theater), sophomore 3B **Brett Lilley** (3.64; business), senior SS **Greg Lopez** (3.39; pre-professional studies and anthropology), senior LF/DH **Matt Bransfield** (3.36; sociology) and junior catcher **Sean Gaston** (3.36; political science and history) ... Notre Dame's unmatched Academic All-America history includes 20 honorees since 1992.

• The senior class led the way for the Irish during the 2005 fall semester, averaging a 3.54 semester GPA that included seven players above a 3.4 and all eight posting a semester GPA of 3.05 or higher.

**HOMESTAND #1 STATS** – ND hit .341 in the 7-0 homestand from March 28-April 5, outscoring the opponents 45-20 (2 HR, 2 3B, 14 2B, 26 BB, 6 HBP, 23 Ks, 11 SB) ... top hitters in the homestand: Danny **Dressman** (.565, 13-for-23, 2 RBI, 8 R, 2B, 5 BB, K, 2 SAC, 2 SB), Craig **Cooper** (.500, 12-for-24, 4 RBI, 8 R, HR, 4 2B, 3 BB, 2 Ks, SB), Ross **Brezovsky** (.421, 8-for-19, 7 RBI, 5 R, HR, 3B, 2B, 3 BB, K, SF, SB) and Greg **Lopez** (.350, 7-for-20, 6 RBI, 3 R, 3B, HBO, 3 Ks, SAC, 2 SB) ... the ND staff turned in a 2.86 ERA during the 7-0 homestand (63 Ks, 18 BB, 45 H/220, 6 HB, 4 WP in 63 IP) while the defense registered a .978 team fielding pct. (8 Es).

### **ND Baseball 2006 Summer-League Commitments** (others TBA)

**Brett Lilley** (3B, So.) – Cape Cod League (Cotuit Kettleers)

**Joey Williamson** (RHP, So.) – Alaska League (Anchorage Glacier Pilots)

**David Phelps** (RHP, Fr.) – Alaska League (Mat-Su Miners; Palmer, AK)

**David Gruener** (LHP, So.) – Alaska League (Mat-Su Miners; Palmer, AK)

**Ross Brezovsky** (2B, So.) – Jayhawk League (Hays, KS, Larks)

**Sam Elam** (LHP, Fr.) – Jayhawk League (Hays, KS, Larks)

**Wade Korpi** – Valley League (Staunton, VA, Braves)

**Kyle Weiland** (RHP, Fr.) – Great Lakes League (Delaware, OH, Cows)

**Jeremy Barnes** (IF/RHP, Fr.) – Great Lakes League (Delaware, OH, Cows)

**Danny Dressman** (OF, Jr.) – Northwoods League (Madison, WI, Mallards)

**Jess Stewart** (RHP, Jr.) – Coastal Plains League (Wilson, NC, Tobs)

**Brett Graffy** (RHP, Fr.) – Central Illinois League (DuPage Dragons)

**Eddy Mendiola** (3B/C, Fr.) – Florida Collegiate League

**Ryan Connolly** (OF, Fr.) – New York Collegiate League

### **Notre Dame Baseball 2005 Summer-League Statistics**

**Sean Gaston** (Cotuit Kettleers; Cape Cod League) – named to league all-star team, also named first team all-league and team MVP ... hit .298 with 12 RBI and .328 on-base pct. (4 extra-base hits)

**Jeff Manship** (Cotuit Kettleers; Cape Cod League) – his win in final week clinched playoff spot (3-3, 2.88 ERA, 45 Ks, 15 BB, 44 H, 50 IP, 9 GS)

**Craig Cooper** (Brewster Whitecaps; Cape Cod League) – hit .217 with 11 R, 6 2B, 17 BB, 4 SB

**Matt Bransfield** (Mat-Su Miners; Alaska League) – named to league all-star team while leading team in slugging (.469) and doubles (12), ranking 2nd in RBI (23), and 3rd in both batting (.312) and on-base pct. (.409)

**Cody Rizzo** (Mat-Su Miners; Alaska League) – 2nd on team with 9 times hit-by-pitch (hit .188, 6 BB, HR, 12 R, 5 RBI)

**Alex Netzey** (Fayetteville, NC, Swampdogs; Coastal Plains League) – hit .236 as starting CF (3 BB, 9 HB, 8 R, 12 RBI, 8 SB)

**Danny Dressman** (Madison, WI Mallards; Northwoods League) – team's top defensive outfielder, making just one error in 54 GP (hit .297, 18 R, 17 RBI, 3 2B, 12 BB, 6 SB)

**Ross Brezovsky** (Hays, KS Larks; Jayhawk League) – hit .256 with 18 runs scored (8 RBI, 3 2B, 15 BB, 12 K, 31 G)

**David Gruener** (Hays, KS Larks; Jayhawk League) – had 9 starts in 11 appearances (5-2, 59 Ks, 23 BB, 44 H, 52 IP)

**Wade Korpi** (Staunton, VA, Braves; Valley League) – went 3-3 with 4.67 ERA in 12 appearances (46 Ks, 34.2 IP, 4 GS, 18 BB, 36 H, .265 opp. avg.)

**Joey Williamson** (Luray, VA, Wranglers; Valley League) – posted 2.06 ERA, 3-0 record (9 GP/6 GS, 42 Ks, 20 BB, 26 H)

**Eddie Smith** (DuPage Dragons; Central Illinois Collegiate League) – stole 4 bases on 5 attempts (.156, 8 R, 5 RBI, .315 OBP, .938 FLD)

**BULLPEN BOOST** – Notre Dame lost two of its top relief pitchers (junior RHP Dan Kapala/shoulder and sophomore RHP Tony Langford/elbow) before the 2006 season even began but the Irish relievers have responded with a solid season that now includes a 3.23 bullpen ERA, a .246 opponent batting avg., nearly a 2-to-1 K-to-walk ratio (87/46) and 15 more innings pitched (111.1) than hits allowed (97) ... the ND relievers have allowed roughly one-third (20-of-55; 37%) of inherited baserunners to score but have struggled vs. first batters faced, allowing a .354 batting avg. (23-for-65) with 12 runs scored, 5 walks and 3 hit-batters among those 80 first batters (12 Ks):

**BULLPEN CHART (IRS indicates inherited runners scored; FB is first batter faced)**

Player	ERA	W-L	APP	SV	IP	H	R/ER	BB	SO	2B	3B	HR	AB	B/Avg	WP	HB	IRS	FB (H-AB)
Dury.....	0.61	2-0	13	0	14.2	8	2/1	4	8	3	0	0	49	.163	1	1	5-14	2-10, BB, R, 3K, SAC, SF
Elam.....	0.90	0-0	7	0	10.0	5	2/1	4	15	1	0	0	35	.143	0	3	0-3	2-6, HB, 2 R, K
Gruener....	2.25	0-0	7	0	8.0	5	2/2	3	6	1	1	0	29	.172	1	0	0-2	2-6, BB
Phelps.....	2.45	1-0	5	0	7.1	6	6/5	5	9	1	0	0	28	.214	1	2	2-3	2-4, BB, R, K
Graffy.....	2.61	1-0	5	0	10.1	9	9/3	2	3	1	1	0	36	.250	0	0	0-2	2-5, R
Stewart....	3.00	2-1	12	1-1	24.0	25	13/8	6	12	4	1	0	94	.266	1	2	7-16	3-9, R, 2 SAC, SF
Weiland....	3.38	2-3	17	9-9	24.0	22	18/14	14	19	1	1	1	84	.262	4	4	4-5	7-14, BB, HB, 4R, K
Williamson.	8.49	0-0	13	0	11.2	14	14/11	6	13	2	0	1	44	.318	0	4	1-9	2-11, BB, HB, 2R, 6K
Korpi.....	20.25	0-0	1	0	1.1	3	3/3	2	2	1	0	0	6	.500	1	0	1-1	1-1
<b>Totals.....</b>	<b>3.35</b>	<b>9-4</b>	<b>80</b>	<b>10-10</b>	<b>140.0</b>	<b>97</b>	<b>55/40</b>	<b>46</b>	<b>87</b>	<b>15</b>	<b>4</b>	<b>2</b>	<b>406</b>	<b>.240</b>	<b>9</b>	<b>16</b>	<b>20-55</b>	<b>23-65/.365, 12 R</b> <b>(37%) 5 BB, 3 HB, 12 K</b>

**GIVING BACK THE INHERITANCE** – Junior RHP **Joey Williamson** has taken the mound with 11 batters on base this season and has allowed just two of them to score ... Williamson has been particularly strong versus his first batter faced, allowing just 2-for-11 batting with six strikeouts in those situations (BB, HBP, 2 R).

**SUPER SAVER** – Closer **Kyle Weiland** saved three straight games two weeks ago and already has tied Aaron Heilman's ND record for saves by a freshman (9, in '98) ... Weiland converted each of his first nine save chances (now 9-of-10) and ranks fifth on the ND season saves list, behind J.P. Gagne (13, in '03), Ryan Doherty (12, in '04), John Corbin (11, in '00) and Mike Coffey (10, in '98).


**DURY DOES IT** – Junior LHP **Mike Dury** was the third of four Irish relievers and retired five of the six batters he faced in the recent win over Ball State (K) while improving to 5-0 in his Irish career ... Dury took the mound with two outs and two runners on base in the top of the seventh, inducing a rightside popup off the bat of Kyle Dygert to keep the deficit at 4-3 ... Dury has allowed just one earned run (and one unearned; 0.61 ERA) in 13 appearances and 14.2 innings this season (8 H/.163 opp. avg., 8 Ks, 4 BB), with a 1.31 career ERA in 55 IP (35 Ks, 15 BB, 47 H/.234) ... he is close to reaching the minimum innings pitched (60) required for inclusion on the ND career ERA list and ultimately could break a record that has stood for 45 years (All-American Nick Palihnich's 2.36 career ERA, from 1959-61).

**FOR OPENERS** – Following the 3-0 win over Indiana State, ND now is 8-1 in its past nine season openers, with five straight wins (29-9 margin in the past three openers).

**PLAYING THE FIELD** – Notre Dame faced three Big 12 Conference teams earlier this season (Oklahoma, Nebraska and Texas A&M), continuing a long trend that has seen the Irish face teams from all over the nation ... Big 12 team Oklahoma State is one of just a handful of teams from the nation's top conferences that Notre Dame never has faced (as are Kansas, also of the Big 12, and ACC team Maryland) ... ND baseball has faced 285 opponents in its 115-year history, including 177 of 283 teams (63%) that played on the Div. I level in 2005 (many of the teams ND has not faced are from the smaller conferences) ... other teams of note that ND has yet to face include emerging programs such as the College of Charleston, Virginia Commonwealth, Coastal Carolina, Louisiana-Lafayette, East Carolina and Southern Mississippi – plus west-coast teams such as Cal Poly, San Jose State, UNLV and Utah.

**SCORING STREAK ENDS AT 215** – The second-longest scoring streak in Notre Dame baseball history (215 games, dating back to 2002) ended in the early-season loss to the host team Minnesota at the Dairy Queen Classic (8-0) ... a 2002 shutout loss to Rutgers ended ND's record scoring streak (231) but the Irish then scored in 215 straight before the loss to the Gophers ... ND now has been shut out just eight times in the 12-year Paul Mainieri era (never more than twice in the same season).


**FOUR-PEAT NO EASY FEAT** – Oral Roberts (8) is the only team in the nation with a longer active streak of conference tournament titles than Notre Dame's four straight BIG EAST Tournament titles ... Rice won nine straight Western Athletic Conference automatic bids from 1997-2005 (the WAC does not sponsor a tournament and awards its bid to the regular-season champ) ... ORU and Rice are the only teams – among 30 Division I conferences – that are riding a streak of more than four consecutive conference automatic bids ... ND also owns the record for consecutive wins in BIG EAST tournament play (7, still active).


















































**XXX**  
XX



**XXX**

xx

**MILESTONE MARKERS** – The following individuals are approaching statistical milestones in their Notre Dame careers:

Jeff Samardzija..... 98 strikeouts  
Cody Rizzo ..... 147 hits, 91 RBI  
Tom Thornton ..... 146 strikeouts  
Greg Lopez..... 94 RBI, 91 runs  
Steve Andres ... 92 runs, 86 RBI, 84 walks  
Paul Mainieri..... 488 wins (at ND)  
Matt Bransfield ..... 84 RBI  
Alex Nettey ..... 83 hits

Notre Dame's current four veteran outfielders – the senior trio of LF **Steve Andres**, CF **Alex Nettey** and RF **Cody Rizzo**, plus junior **Danny Dressman** – have combined to make 302 outfield starts in their Notre Dame careers ... that total does not include the 115 career outfield starts by senior Craig Cooper, who is slated to shift to first base in 2006:

<b>Career OF Starts</b>	<b>LF</b>	<b>CF</b>	<b>RF</b>	<b>Total</b>
Cody Rizzo	13	30	91	134
Craig Cooper	50	8	57	115
Alex Nettey	4	70	2	76
Steve Andres	59	0	0	59
Danny Dressman	4	28	1	33
<b>Totals</b>	<b>130</b>	<b>136</b>	<b>151</b>	<b>417</b>

**XXX**

XX

**XXX**

XX

**XXX**

XX

**XXX**

**NCAA RECORD BOOK  
CAREER HIT-BY-PITCH**

1. 92 Tony Hurtado (San Fran.; '97-'00)  
221 GP (2.40 gms/HBP)
2. 81 Gabe Somarriba (FL Atlantic; '99-'02)  
226 GP (2.79 gms/HBP)
3. 74 Jeff Ontiveros (Texas; 1999-2002)  
258 GP (3.49 gms/HBP)
- 4. 70\* Cody Rizzo (Notre Dame; '03- )  
170 GP (2.43 gms/HBP)**

\* At his career average pace, Rizzo would need to play in 56 more games to break the NCAA career HBP record

**NCAA RECORD BOOK  
PLAYER SEASON HIT-BY-PITCH**

1. 33 Andrew Slater (Richmond, '97)
2. 32 Gary Morris (Elon, '05)
- 32 Steve Dembrowski (F. Dickinson, '79)
- 4. 30 Brett Lilley (Notre Dame, '05)**
5. 29 Ryder Mathias (Wake Forest, '05)
- 29 Chris Nelson (Southern Utah, '02)
- 29 Jonah Martin (Arizona State, '00)
- 29 Corky Miller (Nevada, '98)
- 10. 28 Cody Rizzo (Notre Dame, '03)**

\*\* only teammates in top-10??

**NCAA RECORD BOOK  
TEAM SEASON HIT-BY-PITCH**

<i>Team</i>	<i>Yr.</i>	<i>Gms</i>	<i>HBP (per gm)</i>
<b>1. Notre Dame</b>	<b>'05</b>	<b>63</b>	<b>130 (2.06)</b>
2. Nevada	'97	60	125 (2.08)
3. Long Beach St.	'98	67	124 (1.85)
Coll. Charleston	'04	63	122 (1.94)
5. Cal St. Fullerton	'03	66	117 (1.77)
6. Arizona State	'00	59	115 (1.95)
Long Beach St.	'99	60	114 (1.90)
<b>8. Notre Dame</b>	<b>'04</b>	<b>63</b>	<b>106 (1.68)</b>

• The 2005 Notre Dame team owns the 2nd-best HBP per game among teams on the above list

• ND totaled 236 HBPs in the past two seasons, in 125 games (1.89 per game)

• ND (106 in '04; 130 in '05) and Long Beach State (124 in '98, 114 in '99) are the only teams to post 106-plus HBPs in multiple seasons

**XXX**

XX

**xxx**  
xx











