



University of Notre Dame
Sports Information
112 Joyce Center
Notre Dame, IN 46556
574-631-7516
574-631-7941 (fax)
www.UND.com

2008 NOTRE DAME FOOTBALL NOTES

Primary Contact: Brian Hardin • bhardin2@nd.edu • Office - 574.631.9471 • Cell - 574.532.4134
Secondary Contact: Michael Bertsch • mbertscl@nd.edu • Office - 574.631.8642 • Cell - 574.532.4154



GAME 7: NOTRE DAME (4-2) vs. WASHINGTON (0-6)



DATE: Saturday, October 25, 2008

TIME: 5:00 p.m. PT

SITE (CAPACITY): Husky Stadium (72,500);
Seattle, Wash.

TICKETS: The game is not sold out. Tickets are available by contacting the UW Ticket Office (206-543-2200) or online at gohuskies.com. Notre Dame has played before 67 sellout crowds over its last 74 road games. The only non-sellouts include the 2001-07 games at Stanford, the 2004 game vs. Navy (The Meadowlands), the 2005 game at Washington and the 2006 game at Air Force.

TV: ESPN2 national telecast with Mark Jones (play-by-play), Bob Davie (analysis), Todd Harris (sideline), Bart Fox (producer) and Kelly Atkinson (director).

RADIO: ISP Sports is the exclusive national rights-holder for Irish football radio broadcasts. The Notre Dame-ISP relationship begins with the 2008 season -- with ISP managing, producing and syndicating the Irish national football radio network. Notre Dame games will be broadcast by Don Criqui (play-by-play), former Irish great Allen Pinkett (analysis) and Jeff Jeffers providing pre-game, sideline and post-game reports. This broadcast can be heard live on SIRIUS Satellite Radio (channel 159).

WHAT'S INSIDE

Head Coach Charlie Weis	2
Irish Probable Starting Lineup	3
Notre Dame's Record When	3
With A Victory / With A Defeat	3-5
Team Notes	5-11
Eye On Career/Season Records.....	8-11
Special Team Notes	11-13
Individual / Team Honors	14
Media Information.....	17
Offense Notes	13-20
Defense Notes	20-22
Miscellaneous Notes	22-25
Series History vs. Washington/Pac-10 ..	26-29
Last Two Meetings with Washington ..	30-31
Irish Players Season / Career Highs ..	32-33
The Last Time	34-36
Weis Era Record Book.....	37-44
Depth Chart	45
Pronunciation Guide	46
Alphabetical / Numerical Roster	46-47
Game Summaries	48-53
Player Bios.....	54-71
Season Stats	72-85

COUNTDOWN TO KICKOFF

- 10 Among teams that have also played six games this year, Notre Dame is tied for 10th in turnovers gained having forced 14 takeaways (7 interceptions and 7 fumble recoveries).
- 9 Nine true freshmen have already seen action for the Irish. The group includes CB **Robert Blanton**, C **Braxton Cave**, OLB **Steve Filer**, OLB **Darius Fleming**, WR **Michael Floyd**, RB **Jonas Gray**, DE **Ethan Johnson**, G **Trevor Robinson** and TE **Kyle Rudolph**.
- 8 Despite having played in only 18 games, sophomore HB **Armando Allen** already ranks eighth in career receptions by an Irish running back with 47 catches. (SEE PAGE 16)
- 7 Sophomore WR **Golden Tate** has seven receptions of at least 30 yards this season. Last year, Notre Dame recorded just six completions of at least 30 yards. (SEE PAGE 19)
- 6 Through six games, the statistics of the 2008 Irish are surprisingly similar both offensively and defensively to the statistics of the 2006 Irish. (SEE PAGE 8)
- 5 Senior CB **Mike Anello** has recorded multiple tackles in five games this year despite playing only on kickoff and punt coverage. The special teams stalwart has notched 14 tackles already, ranking him ninth on the team. (SEE PAGE 12)
- 4 Freshman WR **Michael Floyd** already has four touchdown receptions in his first year, tying Duval Kamara's freshman school record set just last year. (SEE PAGE 18)
- 3 All but three of Notre Dame's touchdowns this year have been scored by freshmen or sophomores (18 of 21). (SEE PAGE 6)
- 2 Notre Dame's kickoff coverage team ranks second in the FBS allowing only 16.4 yards per return. What makes this feat even more impressive is that of the top seven schools in the nation in this category, the Irish are the only team not to have recorded a touchback. (SEE PAGE 11)
- 1 Sophomore QB **Jimmy Clausen** is averaging 271.3 passing yards per game which ranks 14th nationally but only one quarterback ahead of him is a true sophomore or younger (SMU's Bo Levi Mitchell is a true freshman). (SEE PAGE 15-16)
- 0 Notre Dame opened with zero running backs on the field at North Carolina. This was believed to be just the second time in school history the Irish had started the game without a running back on the field for the opening snap.

All Notre Dame home games may be heard in South Bend on Sunny 101.5 FM and NewsTalk 960 WSBT-AM. See page 12 of this notes package for more information on Irish football radio and television shows.

WEB SITES: Notre Dame (und.com), Washington (gohuskies.com).

REAL-TIME STATS: Live in-game statistics will be provided through CBS College Sports Gametracker via each school's respective official athletic websites.

POLLS: Notre Dame did receive votes in the USA Today coaches poll, but did not in the Associated Press poll, while Washington did not receive a vote in either poll.

SERIES INFO: This meeting will be the seventh all-time meeting between the two schools and fourth ever matchup in Husky Stadium. Notre Dame has won all six previous meetings, including a 36-17 triumph in 2005. The Irish have beaten Washington by at least 19 points in five of the six all-time games. (see All-Time Series Results on page 22).

WHAT TO WATCH FOR: Former Notre Dame head coach Tyrone Willingham (2002-04) is in his third year at Washington. Saturday's matchup will be the second time in Notre Dame history the Irish will face one of their former non-interim head coaches on the opposing sideline (other occurrence came against Willingham and Washington in 2005).

2008 NOTRE DAME SCHEDULE

Date	Opponent	Site	Time
September 6	SAN DIEGO STATE (NBC)	Notre Dame, Ind.	W, 21-13
September 13	MICHIGAN (NBC)	Notre Dame, Ind.	W, 35-17
September 20	at Michigan State (ABC)	East Lansing, Mich.	L, 7-23
September 27	PURDUE (NBC)	Notre Dame, Ind.	W, 38-21
October 4	STANFORD (NBC)	Notre Dame, Ind.	W, 28-21
October 11	at North Carolina (ABC)	Chapel Hill, N.C.	L, 24-29
October 25	at Washington (ESPN2)	Seattle, Wash.	5:00 p.m.
November 1	PITTSBURGH (NBC)	Notre Dame, Ind.	2:30 p.m.
November 8	at Boston College (TBA)	Chestnut Hill, Mass.	TBA
November 15	vs. Navy (CBS)	Baltimore, Md.	12:00 p.m.
November 22	SYRACUSE (NBC)	Notre Dame, Ind.	2:30 p.m.
November 29	at USC (TBA)	Los Angeles, Calif.	5:00 p.m.

All Times Local

Printed by xerox

**Notre Dame Head Coach
Charlie Weis**



PERSONAL INFORMATION

BIRTHDAY: March 30, 1956
FAMILY: Wife, Maurca; Son, Charlie, Jr. (15) and Daughter, Hannah (13)
HIGH SCHOOL: Middlesex High School, Middlesex, N.J.
EDUCATION: Bachelor's Degree in speech and drama, Notre Dame, 1978; Master's Degree in education, South Carolina, 1989

COACHING EXPERIENCE

Year	School/Team	Assignment
1979	Boonton (N.J.) High School	Assistant Coach
1980	Morristown (N.J.) High School	Assistant Coach
1981	Morristown (N.J.) High School	Assistant Coach
1982	Morristown (N.J.) High School	Assistant Coach
1983	Morristown (N.J.) High School	Assistant Coach
1984	Morristown (N.J.) High School	Assistant Coach
1985	South Carolina	Graduate Assistant Coach/Defensive Backs
1986	South Carolina	Graduate Assistant Coach/Linebackers
1987	South Carolina+	Volunteer Coach/Defensive Ends
1988	South Carolina@	Assistant Recruiting Coordinator
1989	Franklin Township (N.J.) High School	Head Coach
1990	New York Giants*	Defensive Assistant/Asst. Special Teams
1991	New York Giants	Running Backs
1992	New York Giants	Running Backs
1993	New England Patriots	Tight Ends
1994	New England Patriots	Tight Ends
1995	New England Patriots	Running Backs
1996	New England Patriots#	Wide Receivers
1997	New York Jets	Wide Receivers
1998	New York Jets^	Offensive Coordinator/Wide Receivers
1999	New York Jets	Offensive Coordinator/Wide Receivers
2000	New England Patriots	Offensive Coordinator/Running Backs
2001	New England Patriots*	Offensive Coordinator/Quarterbacks/RBs
2002	New England Patriots	Offensive Coordinator/Quarterbacks
2003	New England Patriots*	Offensive Coordinator
2004	New England Patriots*	Offensive Coordinator
2005	University of Notre Dame%	Head Coach
2006	University of Notre Dame\$	Head Coach
2007	University of Notre Dame	Head Coach
2008	University of Notre Dame	Head Coach

Notre Dame Total (4 seasons)26-17 (.619)

- + Gator Bowl
- * Super Bowl champion
- ^ AFC Title game
- \$ Sugar Bowl
- @ Liberty Bowl
- # Super Bowl appearance
- % Fiesta Bowl

**Return To Sender
(since 1999)**

The return game has been a source of strength for Notre Dame in recent years. The Irish have logged 38 returns (punts, kickoffs, fumbles, interceptions) for touchdowns during the past nine seasons (2000-present), a figure that ranks tied for seventh in the country during that stretch. Here's a look at the national leaders in TD returns since 2000:

School	2000	2001	2002	2003	2004	2005	2006	2007	2008	Bowls	Total
1. Virginia Tech	6	7	7	10	6	6	5	8	2	3	60
2. Miami, Fla.	13	11	5	9	8	3	1	1	3	3	57
3. Texas	6	6	7	9	2	7	8	5	3	3	56
4. Kansas State	5	2	12	6	4	5	8	7	4	1	54
5. Oklahoma	7	6	8	9	3	3	4	7	0	2	49
6. Fresno State	5	3	5	4	6	6	4	5	3	2	43
7. NC State	2	4	9	10	5	2	4	3	2	1	42
8. Notre Dame	6	4	9	3	3	5	4	3	2	0	39
8. Ohio State	7	3	3	4	6	6	3	3	2	2	39
9. Colorado	4	7	7	1	6	3	1	3	2	4	38

NOTRE DAME HEAD COACH CHARLIE WEIS:

A record combined win total for the first two seasons of any Notre Dame head football coach, consecutive Bowl Championship Series appearances for the first time in Irish history, and the two most accomplished passing seasons in Notre Dame football annals - those are the most notable by-products of the first three seasons of the Charlie Weis era in South Bend.

Weis, a 1978 Notre Dame graduate and owner of four Super Bowl-champion rings as products of a stellar 15-season career as a National Football League assistant coach, wasted no time putting his signature stamp on his alma mater's program in his first two years as Irish head coach in 2005 and 2006.

Weis and his Irish followed up a 9-3 record in '05 and BCS appearance in the Tostitos Fiesta Bowl with a 10-3 overall mark in '06 and a second consecutive BCS invitation, this time to the Allstate Sugar Bowl. Those 19 combined wins (including eight straight in the middle of the '06 regular season) qualified as most in a two-year period by the Irish since they collected 21 in 1992-93. It was also the first time Notre Dame played in BCS games in successive years and the most prominent two-season bowl qualification since the Irish played in the Fiesta and Orange Bowls after the 1994 and '95 campaigns. The only schools to play in BCS games after both the '05 and '06 seasons were Notre Dame, Ohio State and USC.

Notre Dame's 10 regular-season wins in '06 marked the ninth time that figure had been achieved in Irish history. Weis' 19 combined wins in his first two seasons were the most by a ND head coach in his first two years (the previous high was 17 by both Terry Brennan in 1954-55 and Dan Devine in 1975-76). For the second straight year in '06 Weis was one of three finalists for the George Munger Award presented by the Maxwell Football Club (of Philadelphia) to the college coach of the year.

The architect in '05 and '06 of the two most prolific passing seasons in Irish football history, Weis effectively transformed the ND offense into one of the most productive in the nation, as the Irish scored more points in '05 (440) than in any previous season in school history - and also qualified as the most improved offensive attack in the nation, jumping its total offense production (477.33 yards per game) a national-best 131.8 yards per game better than in '04. The Irish followed that up with another strong passing attack in '06, with Notre Dame's average of 264.1 passing yards per contest ranking 13th nationally and second all-time in the Notre Dame record book (behind only the 330.3 mark from '05). The Irish protected the football nearly as well as any team in the country in '06, with their 14 overall turnovers in 13 games ranking tied for fourth of the 119 NCAA I-A teams.

On a combined basis in 2005 and '06 under Weis, Notre Dame led the nation in interception avoidance with only 1.6 percent of Irish passes picked off over those two years. The Irish, thanks in large part to the play of quarterback Brady Quinn, finished third in TD passes with 69 and sixth in passing yards per game (295.8) and passing rating (151.7). In '05 and '06 combined, compared to the previous two seasons, the Irish improved their points per game by 11.5, and their total yards per game by 90.9.

**Notre Dame
Probable Starting Lineup**

OFFENSE

Pos.	No.	Player	Class	Notes
X	23	Golden Tate	So.	Leads ND with 518 yards receiving; seven catches of 30+ yds
LT	77	Michael Turkovich	Sr.	Sixth career start at LT against UNC (prev. 12 career starts at LG)
LG	55	Eric Olsen	Jr.	Has started 12 straight games (the final six of 2007 at RG)
OC	51	Dan Wenger	Jr.	Started first three games of 2007 at RG and last six games at C
RG	59	Chris Stewart	Jr.	One of three Irish players to make starting debut in 2008 opener
RT	74	Sam Young	Jr.	Has started all 31 games over the past three seasons
TE	9	Kyle Rudolph	Fr.	First Notre Dame freshman TE to ever start season opener
Z	11	David Grimes	Sr.	Tri-captain; 21 receptions for 182 yards and two touchdowns
QB	7	Jimmy Clausen	So.	Set career-highs in passing yards each of the last three weeks
FB	44	Asaph Schwapp	Sr.	Prototypical lead blocking FB; Phil Steele's eighth-best FB
HB	5	Armando Allen	So.	Career-high 134 yds rushing and 247 all-purpose against Purdue

DEFENSE

Pos.	No.	Player	Class	Notes
DE	94	Justin Brown	Sr.	One of three (Lambert, Crum) fifth-year seniors
NT	95	Ian Williams	So.	Played all 12 games in 2007; sixth on team with 45 tackles
DE	96	Pat Kuntz	Sr.	Two sacks, two TFLs, INT, PBU and FR against Stanford
SAM	22	Harrison Smith	So.	Registered career-high tying six tackles last week against UNC
MIKE	58	Brian Smith	So.	Six tackles, sack, TFL and QB hurry against Stanford
JACK	40	Maurice Crum, Jr.	Sr.	Has started all 43 games over the past four seasons
WILL	90	John Ryan	Jr.	Started 10 games in 2007; 30 tackles, 5.0 TFL, 2.5 sacks
LCB	8	Raeshon McNeil	Jr.	Picked up seventh career start last week against UNC
FS	27	David Bruton	Sr.	Has forced four turnovers (two INT, two FF) inside ND 20-yd line
SS	28	Kyle McCarthy	Sr.	Tied for 22nd in the nation in tackles per game (9.33)
RCB	20	Terrail Lambert	Sr.	Will make his 29th straight start this week against Washington

SPECIAL TEAMS

Pos.	No.	Player	Class	Notes
PK	14	Brandon Walker	So.	Connected on second FG of year against UNC; 21-of-21 on PATs
KO	39	Ryan Burkhart	Jr.	Averaging 61.0 yards per kick on 29 kickoffs this season
P	43	Eric Maust	Jr.	Punted 24 times for 1,001 yds (41.7 avg.) this season
H	43	Eric Maust	Jr.	Holds for left-footed kicker Brandon Walker
	13	Evan Sharpley	Sr.	Holds for right-footed kicker Ryan Burkhart
SNP	39	Kevin Brooks	Sr.	Serves as snapper on both punts and field goals
PR	5	Armando Allen	So.	Avg. 9.4 yds/return on seven punt returns this season
KR	5	Armando Allen	So.	Avg. 22.1 yds/return on 17 kickoff returns this season
	23	Golden Tate	So.	Avg. 21.8 yds/return on nine kickoff returns this season

KEY PROBABLE NON-STARTERS

Pos.	No.	Player	Class	Notes
QB	13	Evan Sharpley	Sr.	Played eight games, two starts in 2007; threw for 736 yds, 5 TDs
HB	34	James Aldridge	Jr.	Team-high 463 yds rushing in 2007; added first career TD against UNC
HB	33	Robert Hughes	So.	Back-to-back 100-yard rushing games to close 2007 season
WR	82	Robby Parris	Jr.	Second-ranked returning WR with 361 yds in 2007
WR	3	Michael Floyd	Fr.	First freshman WR to post back-to-back 100-yd games since 1981
WR	19	George West, Jr.	Jr.	21 rec. for 172 yds in 2007; battled injury in fall camp
WR	18	Duval Kamara	So.	Set school record for catches and TD catches by freshman in 2007
NT	93	Paddy Mullen	Jr.	Saw action in three games in 2007 (behind Kuntz, Williams)
DE	53	Morrice Richardson	Jr.	Played in nine games in 2007; seven tackles, one sack
DE	9	Ethan Johnson	Fr.	Made first career start against Purdue
SAM	41	Scott Smith	Sr.	Voted by teammates onto leadership committee
MIKE	49	Toryan Smith	Jr.	Father, Charles, played football at Georgia
JACK	48	Steve Quinn	Sr.	Serves as one of the top players on special teams
WILL	56	Kerry Neal	So.	Picked up first career INT against San Diego State
WILL	45	Darius Fleming	Fr.	One of nine freshmen to see game action in 2008
CB	4	Gary Gray	So.	Recorded first career INT against Michigan
CB	12	Robert Blanton	Fr.	Fifth Irish freshman to ever return INT for touchdown
FS	31	Sergio Brown	Jr.	Blocked punt and set career-high in tackles, TFL, PBUs in week 1

A WIN THIS WEEK WOULD...

- ▶ Improve Notre Dame to 5-2 on the season.
- ▶ Improve Notre Dame to 2-0 (1,000) this season and 8-9 (.471) under Weis coming off a defeat.
- ▶ Give the Irish their third victory in the last five road games.
- ▶ Give Notre Dame a victory over Washington for the seventh consecutive meeting.
- ▶ Improve the Irish to 7-0 (1,000) in the all-time series with the Huskies - the most victories over a NCAA FBS opponent without a tie or defeat.
- ▶ Improve Notre Dame to 4-0 (1,000) in the all-time series with Washington in Seattle.
- ▶ Give Notre Dame its fourth consecutive victory over the Huskies in Husky Stadium.
- ▶ Improve an unranked Irish squad (post 1932) to 3-0 (1,000) all-time against Washington.
- ▶ Improve an unranked Notre Dame squad to 2-0 (1,000) all-time against the Huskies in Husky Stadium.
- ▶ Improve Notre Dame to 5-0 (1,000) all-time against Washington when the Huskies are unranked.
- ▶ Improve Notre Dame to 3-0 (1,000) all-time against Washington in Husky Stadium when the Huskies are unranked.
- ▶ Improve Notre Dame to 80-41-6 (.654) all-time against the Pac-10 Conference.
- ▶ Improve Notre Dame's all-time road record against the Pac-10 to 32-24-5 (.566).

**Notre Dame's
Record When...**

	2008	Weis Era
At Home	4-0	15-9
On The Road	0-2	10-6
Neutral Site Games	0-0	1-2
In Overtime	0-0	0-2
Coming off a loss	1-0	7-9
Coming off a win	2-2	17-4
Coming of an open date	0-0	1-2
Both teams are AP-ranked	0-0	3-5
Neither team is ranked	4-1	6-6
ND is ranked higher	0-0	17-2
Opponent is ranked higher	0-1	3-9
Vs. In-state Opponents	1-0	3-1
In September	3-1	10-8
In October	1-1	8-5
In November	0-0	10-3
In December	0-0	0-0
In January	0-0	0-2
On Television	4-2	26-17
On NBC	4-0	15-9
On ABC	0-2	7-5
On ESPN	0-0	2-2
On CBS	0-0	1-0
On CSTV	0-0	1-0
On Fox	0-0	0-1
Afternoon Games	4-2	21-14
Night Games	0-0	5-3
Decided By 7 or Less	1-1	7-4
Scoring First	2-1	17-5
Opponent Scores First	2-1	9-12
Leading At Halftime	2-1	18-3
Tied At Halftime	2-0	4-0
Trailing At Halftime	0-1	4-14
Leading After 3 Qtrs.	3-1	20-2
Tied After 3 Qtrs.	0-0	1-1
Trailing After 3 Qtrs.	1-1	5-14
Scoring 40+ Points	0-0	9-2
Scoring 30+ Points	2-0	18-3
Scoring 20-29 Points	2-1	15-7
Scoring 0-19 Points	0-1	2-10
Allowing 40+ Points	0-0	0-6
Allowing 30+ Points	0-0	2-13
Allowing 20-29 Points	2-2	10-6
Allowing 0-19 Points	2-0	15-0
Outrushing Opponent	2-0	12-0
Getting Outrushed	2-2	14-17
Passing For More Yds	1-2	19-9
Passing For Fewer Yds	3-0	7-8
Outgaining Opponent	2-1	17-4
Getting Outgained	2-1	9-12
Winning Time of Poss.	3-1	19-5
Losing Time of Poss.	1-1	7-12
Scoring a Def./ST TD	2-0	10-3
Allowing a Def./ST TD	0-1	2-7
Fewer Penalty Yards	2-2	12-11
More Penalty Yards	2-0	14-6
Winning Turnover Battle	3-0	19-5
Losing Turnover Battle	1-2	4-9
Individual 100-yard rusher	1-0	14-4
Individual 100-yard receiver	3-1	15-5
Individual 200-yard passer	3-2	22-8
Opponent 100-yard rusher	2-1	5-12
Opponent 100-yard receiver	1-1	11-7
Opponent 200-yard passer	3-1	12-10

National Rankings

ASSOCIATED PRESS (Oct. 19)

Rk	School	Record	Pts
1.	Texas (65)	7-0	1,625
2.	Alabama	7-0	1,543
3.	Penn State	8-0	1,506
4.	Oklahoma	6-1	1,358
5.	Florida	5-1	1,307
6.	USC	5-1	1,292
7.	Oklahoma State	7-0	1,252
8.	Texas Tech	7-0	1,194
9.	Georgia	6-1	1,117
10.	Ohio State	7-1	1,053
11.	LSU	5-1	987
12.	Utah	8-0	943
13.	Boise State	6-0	849
14.	South Florida	6-1	674
15.	TCU	7-1	643
16.	Missouri	5-2	568
17.	Pittsburgh	5-1	540
18.	Brigham Young	6-1	412
19.	Kansas	5-2	364
20.	Ball State	7-0	357
21.	Georgia Tech	6-1	338
22.	Tulsa	7-0	321
23.	Boston College	5-1	281
24.	Florida State	5-1	190
25.	Minnesota	6-1	149

Others Receiving Votes

Northwestern 62, Virginia Tech 62, Vanderbilt 61, *Michigan State 15*, *North Carolina 14*, Kentucky 10, Maryland 10, Cincinnati 9, Oregon 8, Arizona 6, California 3, Oregon State 2.

USA TODAY/COACHES (Oct. 19)

Rk	School	Record	Pts
1.	Texas (58)	7-0	1,522
2.	Alabama (1)	7-0	1,436
3.	Penn State (2)	8-0	1,413
4.	USC	5-1	1,264
5.	Oklahoma	6-1	1,218
6.	Texas Tech	7-0	1,210
7.	Florida	5-1	1,184
8.	Oklahoma State	7-0	1,083
9.	Georgia	6-1	1,067
10.	Ohio State	7-1	995
11.	LSU	5-1	903
12.	Utah	8-0	891
13.	Boise State	6-0	786
14.	South Florida	6-1	643
15.	TCU	7-1	582
16.	Missouri	5-2	551
17.	Brigham Young	6-1	464
18.	Kansas	5-2	342
19.	Tulsa	7-0	328
20.	Pittsburgh	5-1	292
21.	Georgia Tech	6-1	282
22.	Ball State	7-0	274
23.	Florida State	5-1	258
24.	Northwestern	6-1	177
25.	Minnesota	6-1	165

Others Receiving Votes

Boston College 159, *Michigan State 92*, Virginia Tech 77, *North Carolina 28*, Oregon 27, Cincinnati 26, Vanderbilt 20, Kentucky 15, Wake Forest 14, Maryland 12, Arizona 11, Fresno State 4, Illinois 4, California 2, **NOTRE DAME 2**, Colorado 1, East Carolina 1.

2008 opponents in *bold italics*

- ▶ Improve Weis' record to 27-17 overall (.614), 2-0 (1.000) against Washington and 8-3 (.727) against the Pac-10.
- ▶ Improve Weis' overall road record to 11-6 (.647) and his road record against the Pac-10 to 5-1 (.833).
- ▶ Improve Weis' record to 9-5 (.643) in October games.
- ▶ Improve Weis' record to 22-14 (.611) in afternoon games.
- ▶ Improve Notre Dame's all-time record to 829-280-42 (.738).
- ▶ Improve Notre Dame's all-time record on the road to 290-139-22 (.667).
- ▶ Improve Notre Dame's all-time record to 61-15-2 (.795) when it plays after a bye week (since 1900).
- ▶ Improve Notre Dame's record to 29-5 (.853) when it plays after a bye week (since 1984).
- ▶ Improve Notre Dame's record to 3-2 (.600) when it plays after a bye week under Weis.

A LOSS THIS WEEK WOULD...

- ▶ Drop Notre Dame to 4-3 on the season.
- ▶ Give the Irish losses in their first three road games of the season for the second consecutive season.
- ▶ Even Notre Dame to 1-1 (.500) this season and 7-10 (.412) under Weis coming off a defeat.
- ▶ Snap the six-game winning streak for the Irish over Washington.
- ▶ Drop the Irish to 6-1 (.857) in the all-time series with the Huskies.
- ▶ Drop Notre Dame to 3-1 (.750) in the all-time series with Washington in Seattle.
- ▶ Deny Notre Dame its fourth consecutive victory over the Huskies in Husky Stadium.
- ▶ Drop an unranked Irish squad (post 1932) to 2-1 (.667) all-time against Washington.
- ▶ Even an unranked Notre Dame squad to 1-1 (.500) all-time against the Huskies in Husky Stadium.
- ▶ Drop Notre Dame to 4-1 (.800) all-time against Washington when the Huskies are unranked.
- ▶ Drop Notre Dame to 2-1 (.667) all-time against Washington in Husky Stadium when the Huskies are unranked.
- ▶ Drop Notre Dame to 79-42-6 (.646) all-time against the Pac-10 Conference.
- ▶ Drop Notre Dame's all-time road record against the Pac-10 to 31-25-5 (.549).
- ▶ Drop Weis' record to 26-18 overall (.591), 1-1 (.500) against Washington and 7-4 (.636) against the Pac-10.
- ▶ Drop Weis' overall road record to 10-7 (.588) and his road record against the Pac-10 to 4-2 (.667).

2008 Irish Among National Leaders

Category	Rank	Stat	National Leader	Stat
Rushing Offense	108	101.17	La.-Lafayette	311.71
Passing Offense	17	271.83	Texas Tech	418.43
Total Offense	58	373.00	Tulsa	624.71
Scoring Offense	62	25.50	Tulsa	56.57
Rushing Defense	60	136.33	TCU	21.00
Pass Efficiency Defense	28	108.48	Boston College	86.70
Total Defense	75	367.67	TCU	218.63
Scoring Defense	41	20.67	Southern California	7.83
Net Punting	23	37.67	Cincinnati	43.29
Punt Returns	68	8.33	Central Mich.	24.36
Kickoff Returns	60	21.33	Temple	29.92
Turnover Margin	58	.00	Virginia Tech	1.71
Pass Defense	87	231.33	Southern California	136.50
Passing Efficiency	39	137.95	Tulsa	207.77
Sacks	100	1.17	TCU	4.13
Tackles For Loss	113	4.17	Georgia Tech	9.00
Sacks Allowed	44	1.50	Texas Tech	.14
Passing Efficiency				
Jimmy Clausen	36th	137.99	Jimmy Clausen	22nd 268.50
Receptions Per Game				
Golden Tate	t-83rd	4.67	Golden Tate	29th 86.33
David Grimes	t-87th	4.50	Michael Floyd	54th 71.00
Interceptions				
David Bruton	t-55th	0.33	Eric Maust	35th 41.71
Kickoff Returns				
Armando Allen	79th	22.06	Armando Allen	25th 149.83
Golden Tate	83rd	21.78	Golden Tate	t-58th 123.00
Sacks				
Pat Kuntz	t-69th	0.50	Kyle McCarthy	t-22nd 9.33
			David Bruton	40th 8.83

- ▶ Drop Weis' record to 8-6 (.571) in October games.
- ▶ Drop Weis' record to 21-15 (.583) in afternoon games.
- ▶ Drop Notre Dame's all-time record to 828-281-42 (.738).
- ▶ Drop Notre Dame's all-time record on the road to 289-140-22 (.665).
- ▶ Drop Notre Dame's all-time record to 60-16-2 (.782) when it plays after a bye week (since 1900).
- ▶ Drop Notre Dame's record to 28-6 (.824) when it plays after a bye week (since 1984).
- ▶ Drop Notre Dame's record to 2-3 (.400) when it plays after a bye week under Weis.

IRISH TEAM NOTES

TURNOVERS

- ▶ Notre Dame entered the game against North Carolina with a +5 advantage in turnover margin and ranked tied for 20th in the NCAA FBS. In fact, Notre Dame had gone the two previous games (Purdue and Stanford) without committing a single turnover. The Irish had not gone two straight games without a turnover since the 2006 season when ironically enough Notre Dame went without turnovers in victories over the Boilermakers and Cardinal.
- ▶ Freshman RB Jonas Gray mishandled a kickoff in the waning seconds of the first half against North Carolina. The Irish had run 203 offensive plays since their last turnover -- a fumble by freshman WR Michael Floyd in the third quarter against Michigan State.
- ▶ Notre Dame would commit four turnovers over its next 43 plays in the second half against the Tar Heels.
- ▶ The Irish committed five turnovers (two interceptions, three fumbles) against the Tar Heels, while North Carolina failed to commit one. The minus-five in turnover margin is the largest for Notre Dame in a game this season and largest turnover margin since Nov 2, 2002 in a 14-7 loss against Boston College.

NOTRE DAME AWAY FROM THE FRIENDLY CONFINES

- ▶ Notre Dame has opened the 2008 season with a perfect 4-0 record inside Notre Dame Stadium, but the Irish have not been able to replicate that success on the road. The Irish have dropped both of their games away from Notre Dame.
- ▶ The most obvious reason for the Irish lack of success on the road is simple -- turnovers. Notre Dame has forced 13 turnovers in its four home games, but just one turnover in the losses at Michigan State and at North Carolina. In fact, the Irish have a +7 turnover margin at home and -7 turnover margin on the road.
- ▶ Here are a couple of other interesting Irish stats in home games versus road games:

Category	Home	Road
Points	122	31
Points Allowed	72	52
Points Per Game	30.5	15.5
Points Allowed Per Game	18.0	26.0
First Downs	77	45
Rushing Yards	502	105
Average Per Rush	3.7	2.0
Average Per Game	125.5	52.5
Rushing Yards Allowed	494	324
Average Per Rush Allowed	4.5	4.3
Average Per Game Allowed	123.5	162.0
Passing Yards	1,006	625
Att-Comp-INT	130-80-4	89-55-4
Completion Percentage	61.5	61.8
Average Per Pass	7.7	7.0
Average Per Catch	12.6	11.4
Average Per Game	251.5	312.5
TD Passes	11	3
Passing Yards Allowed	1,044	344
Att-Comp-INT	170-95-7	58-30-0
Completion Percentage Allowed	55.9	51.7
Average Per Pass Allowed	6.1	5.9
Average Per Catch Allowed	11.0	11.5
Average Per Game Allowed	261.0	172.0
TD Passes Allowed	6	0
Total Offense	1,508	730
Average Per Play	5.7	5.2
Average Per Game	377.0	365.0
Total Offense Allowed	1,538	668
Average Per Play Allowed	5.5	5.0
Average Per Game Allowed	384.5	334.0
Third Down Conversions	16/52	16/29
Third Down Percentage	30.8	55.2
Opp. Third Down Conversions	17/51	12/28
Opp. Third Down Percentage	33.3	42.9
Sacks Allowed	2	7
Sacks	6	1

Milestone Games In 2008

100-Yards Rushing	
*Armando Allen	134 (Purdue)
100-Yards Receiving	
*Golden Tate	127 (Michigan)
*Michael Floyd	115 (Stanford)
Michael Floyd	100 (Purdue)
Golden Tate	121 (North Carolina)
300-Yards Passing	
*Jimmy Clausen	383 (North Carolina)
Jimmy Clausen	347 (Stanford)
200-Yards Passing	
Jimmy Clausen	275 (Purdue)
Jimmy Clausen	242 (MSU)
Jimmy Clausen	237 (SDSU)
Multiple Touchdowns	
*Jimmy Clausen vs. Stanford	3 (passing)
*Jimmy Clausen vs. SDSU	3 (passing)
*Jimmy Clausen vs. Purdue	3 (passing)
Jimmy Clausen vs. Michigan	2 (passing)
*Robert Hughes vs. Michigan	2 (rushing)
*Armando Allen vs. Stanford	2 (rush., rec.)
Jimmy Clausen vs. UNC	2 (passing)

Ten-Tackles (or more)

- *15, David Bruton vs. Michigan
- *14, Kyle McCarthy vs. SDSU
- *14, Kyle McCarthy vs. Stanford
- 10, Kyle McCarthy vs. Michigan
- *10, Brian Smith at Michigan State
- 10, David Bruton at Michigan State

* - individual career highs (or tying)

Conference Call

▶ This season, Notre Dame faces teams from five different conferences. Here's a look at the conference breakdown for the 12 Irish opponents in 2008:

- Big Ten (3):** Michigan, Michigan State, Purdue
- Pac-10 (3):** Stanford, USC, Washington
- BIG EAST (2):** Syracuse, Pittsburgh
- Mountain West (1):** San Diego State
- ACC (2):** Boston College, North Carolina
- Independent (1):** Navy

▶ Notre Dame has had great overall success against the major conferences in the country, including the Big Ten, of which Michigan is a member:

Conference	Winning %
Western Athletic	1.000
Conference USA	.885
Mountain West	.778
BIG EAST	.734
Atlantic Coast	.710
Big 12	.667
Big Ten	.654
Pac-10	.651
SEC	.618

Starter Sheet			
Offense	2008	Streak	Career
Young (RT)	6	31	31
Grimes (WR)	4	3	20
Turkovich (LT)	6	18	18
Clausen (QB)	6	9	15
Duncan (LT)	-	-	12
Olsen (LG)	6	12	12
Wenger (C)	6	8	11
Schwapp (FB)	-	-	10
Kamara (WR)	4	1	9
Allen (HB)	3	2	7
West (WR)	-	-	7
Yeatman (TE)	3	-	6
Rudolph (TE)	6	6	6
Stewart (RG)	6	6	6
Aldridge (HB)	-	-	5
Floyd (WR)	5	5	5
Tate (WR)	3	3	5
Parris (WR)	-	-	4
Hughes (HB)	2	-	3
Sharpley (QB)	-	-	2

Defense	2008	Streak	Career
Crum (ILB)	6	43	43
Lambert (CB)	6	28	28
Bruton (FS)	6	9	17
Kuntz (DE)	6	6	16
Ryan (OLB)	5	5	15
Brown, J. (DE)	5	2	10
Neal (OLB)	4	1	9
Smith, B. (ILB)	6	9	9
McNeil (CB)	6	6	7
McCarthy (FS)	6	6	7
Williams (NT)	3	2	5
Brown, S. (S)	3	-	3
Smith, H. (S)	3	3	3
Smith, T. (ILB)	-	-	2
Herring (SS)	-	-	1
Johnson (DE)	1	-	1

Longest Active Streaks	
Crum (LB)	43
Young (RT)	31
Lambert (CB)	28
Turkovich (LT)	18
Olsen (LG)	12
Bruton (FS)	9
Smith, B. (ILB)	9
Clausen (QB)	9
Wenger (C)	8

Most Career Starts (Active)	
Crum (LB)	43
Young (RT)	31
Lambert (CB)	28
Grimes (WR)	20
Turkovich (LT)	18
Bruton (FS)	17
Kuntz (DE)	16
Ryan (OLB)	15
Clausen (QB)	15
Duncan (LT)	12
Olsen (LG)	12
Wenger (C)	11
Schwapp (FB)	10
Brown, J. (DE)	10
Neal (OLB)	9
Smith, B. (ILB)	9
Kamara (WR)	9

NO RUNNING BACKS

Notre Dame opened the game against North Carolina with four wide receivers, one tight end and no running backs. The Irish had not opened five wide, no running backs, since Oct. 22, 2005 against BYU (just the second time under Weis and more than likely in Notre Dame school history). Notre Dame also opened that game with four WRs and one tight end. Brady Quinn proceeded to throw for 467 yards and a school record six touchdown passes that afternoon. Sophomore QB Jimmy Clausen set career-highs in completions (31), attempts (48) and yards (383) in the loss to the Tar Heels.

IRISH MOVED THE BALL UP AND DOWN THE FIELD

- ▶ Notre Dame totaled 472 yards in the loss against North Carolina. It was the second-most total yards for the Irish this season and most since the Irish racked up 476 against Stanford in 2005.
- ▶ The Irish have racked up 430 or more yards of total offense in each of their last three games. Notre Dame had not surpassed 400 yards of total offense in three straight games since 2005 when the Irish had 594 (Michigan State), 560 (Washington) and 621 (Purdue).

NOTRE DAME GETS OFF TO FAST START

The Irish opened the first quarter against the Tar Heels in no-huddle (as it has the last three games) and racked up 158 total yards on 23 plays (good for a 6.9 yard average per play). Notre Dame totaled 11 first downs, compared to just four for the Tar Heels. North Carolina recorded 73 yards on 14 plays.

MORE, MORE BIG PLAYS

- ▶ Sophomore QB Jimmy Clausen completed his 20th pass of 20 yards or more when he found freshman WR Michael Floyd for 32 yards midway through the first quarter against North Carolina (helped the Irish get out of their own end zone as the drive started at the Notre Dame seven-yard line). Clausen added his 21st when he found sophomore WR Golden Tate for 47 yards to setup a touchdown late in the second quarter. He then connected with Floyd for 24 yards in third quarter to give him 22 passes of over 20 yards.
- ▶ Clausen finished the afternoon against the Tar Heels with a total of five 20+ yard completions to give him 24 for the season. He connected on just 13 through 10 games in 2007.
- ▶ The Irish had six passing plays of over 30 yards in the entire 2007 season. Not only does sophomore WR Golden Tate have more by himself (seven), Notre Dame has 12 as team though six games.

SPREADING THE WEALTH

Sophomore QB Jimmy Clausen completed passes to six different receivers in the first half alone against North Carolina, including four different receivers for multiple receptions. Clausen completed a pass to a seventh different receiver in the second half.

THIRD DOWN CONVERSIONS

- ▶ Notre Dame entered the North Carolina game converting on just 33.8% (22-of-65) on third down this season. The Irish proceeded to convert 6-of-8 on third down in the opening 30 minutes. In fact, North Carolina had allowed just 35.4% (28-of-79) on third down prior to the game. Notre Dame limited the Tar Heels to just 2-of-7 in the first half.
- ▶ The Irish finished the afternoon 10-of-16 on third down conversions.

CHECKING THE WEIS ERA RECORD BOOK

- ▶ The 31 pass completions by Notre Dame were a season-high and the fourth-most during the Weis' tenure.
- ▶ The 48 pass attempts by the Irish were a season-high and the fifth-most under Weis.
- ▶ The 383 passing yards were a season-high and fifth-most during the Weis era.
- ▶ The 78 total offense plays were a season-high and were tied for the 10th-most under Weis.
- ▶ The 472 yards of total offense were the second-most in 2008 and ninth-most during the Weis era.
- ▶ The 592 all-purpose yards were the most this season and eighth-most under Weis.
- ▶ The 85 all-purpose plays were the most in 2008 and the second-most during the Weis era (fell shy of Weis era record of 97 set last season against Navy).
- ▶ The 27 first downs were the most this season, most since 27 against Navy in 2007 and tied for 10th-most under Weis.
- ▶ The 10 third-down conversions tied for the most during the Weis era (occurred four previous times under Weis).
- ▶ The 120 kickoff return yards were the second-most this season and eighth-most under Weis.
- ▶ Clausen's 48 pass attempts were the second-most by an Irish quarterback during the Weis era.
- ▶ Clausen's 31 completions were the third-most by a Notre Dame quarterback under Weis.
- ▶ Clausen's 383 yards were fifth-most by an Irish quarterback during the Weis era.
- ▶ Clausen's 377 total yards were fifth-most by an Irish player during the Weis era.

SUPER SOPHOMORES

- ▶ Notre Dame's 2007 recruiting class, which was widely considered one of the top classes in the country, experienced serious growing pains a year ago, but from the early returns from 2008 the experience was rewarding.
- ▶ The Irish have scored 21 touchdowns in 2008 and 11 have come from sophomores. WR **Golden Tate** and freshman WR **Michael Floyd** are tied for the Notre Dame lead with four touchdowns. RB

Armando Allen has scored three touchdowns, while RB **Robert Hughes** has a pair. WR **Duval Kamara** and LB **Brian Smith** each have one touchdown. When you toss in Floyd, freshman TE **Kyle Rudolph** and freshman DB **Robert Blanton**, a first or second year player has scored 18 of Notre Dame's 21 touchdowns.

- ▶ Sophomore **Jimmy Clausen** has thrown 14 touchdown passes.
- ▶ The top two running backs are both sophomores.
- ▶ Tate leads the Irish in receiving yards (518), receptions (28) and touchdowns (tied, 4).
- ▶ Allen leads the Irish in rushing yards (298), yards per rush (4.9) and ranks second in touchdowns (3).
- ▶ Three of the top four players in scoring and six of the top 11 are all sophomores (three others are freshman).
- ▶ The top three players in total offense and five of the top six are sophomores.
- ▶ The top two players and three of the top four in all-purpose yards are sophomores.
- ▶ Five of the top 16 tacklers on the Irish squad are sophomores (and three others are freshman).

COMING OFF A REGULAR SEASON SCHEDULED BYE WEEK

Notre Dame has won more than 80 percent of its games (61-14-2, .805) when it plays after a bye week (since 1900). The Irish have an even higher percentage (28-5, .848) playing after an off week since 1984. Here is a look at Notre Dame's games following a bye week since 1984.

Year	Score	ND Rank	Opponent (rank)
1984	W, 44-7	NR	Penn State
1985	W, 24-10	NR	Army (19)
1986	W, 33-14	NR	Navy
1987	L, 22-30	4	Pittsburgh
1988	W, 21-3	1	Penn State
1989	W, 24-19	1	Michigan (2)
1991	W, 48-42	17	Hawaii
1992	W, 42-16	10	BYU
1992	W, 31-23	5	USC (10)
1993	W, 31-24	2	Florida State (1)
1994	W, 58-21	NR	Navy
1994	L, 16-23	NR	Florida State (8)
1995	W, 44-14	8	Air Force
1996	W, 54-20	11	Washington (16)
1996	W, 54-27	10	Navy (at Croke Park in Dublin, Ireland)
1997	W, 24-6	NR	LSU (11)
1998	W, 31-30	t-23	Purdue
1998	W, 20-17	18	Army
1999	W, 34-30	23	Oklahoma
1999	W, 28-24	NR	Navy
2000	W, 20-14	25	Stanford
2000	W, 28-16	11	Boston College
2001	W, 34-16	NR	Navy
2002	W, 31-7	9	Stanford
2002	W, 42-0	8	Rutgers
2003	W, 20-14	NR	Pittsburgh (15)
2003	W, 57-7	NR	Stanford
2004	W, 17-14	NR	Tennessee (9)
2004	L, 10-41	NR	USC (1)
2005	L, 31-34	9	USC (9)
2005	W, 41-21	8	Tennessee
2006	W, 20-17	10	UCLA
2007	L, 44-46 (3ot)	NR	Navy

* Irish game with Michigan State in 2001 was not included because the bye week was not a typical bye week. The Purdue game was rescheduled due to the Sept.11 terrorist attacks in New York.

NOT THAT FAR OFF FROM 2006

- ▶ One can draw quite a comparison between the 2008 Notre Dame team through its first six games to the 2006 club at the midpoint of the season.

Career Starts By Position										
—OFFENSE—										
WR	LT	LG	C	RG	RT	TE	WR	QB	FB	HB
Grimes (20)	Young (10)	Turkovich (12)	Wenger (8)	Olsen (6)	Young (21)	Yeatman (6)	Kamara (9)	Clausen (15)	Schwapp (10)	Allen (7)
Tate (5)	Turkovich (6)	Olsen (6)		Stewart (6)	Duncan (10)	Rudolph (6)	West (7)	Sharpley (2)		Aldridge (5)
Floyd (5)	Duncan (2)			Wenger (3)			Parris (4)			Hughes (3)
—DEFENSE—										
DE	NT/DT	DE	OLB	ILB	ILB	OLB	CB	SS	FS	CB
Brown, J. (11)	Kuntz (14)	Ryan (5)	Ryan (11)	Crum (43)	Smith, B. (3)	Smith, B. (6)	McNeil (7)	McCarthy (6)	Bruton (17)	Lambert (28)
	Williams (5)	Kuntz (2)	Neal (9)		Smith, T. (2)	Smith, H. (1)		Smith, H. (2)	Brown, S. (3)	
		Johnson (1)						Herring (1)	McCarthy (1)	

Irish In The NFL		
AFC		
Pos	Player	Team
S	Tom Zbikowski	Baltimore Ravens
LB	Corey Mays	Cincinnati Bengals
S	Chinedum Ndukwe	Cincinnati Bengals
C	Dan Santucci^	Cincinnati Bengals
QB	Brady Quinn	Cleveland Browns
T	Ryan Harris	Denver Broncos
DE	Anthony Weaver	Houston Texans
RB	Darius Walker*	Houston Texans
G	Dan Stevenson^	Houston Texans
P	Hunter Smith	Indianapolis Colts
DT	Derek Landri	Jacksonville Jaguars
TE	Anthony Fasano	Miami Dolphins
OL	Mark LeVoir	New England Patriots
CB	Mike Richardson*	New England Patriots
C	Sean Mahan	Pittsburgh Steelers
P/K	Craig Hentrich	Tennessee Titans
NFC		
Pos	Player	Team
DE	Bertrand Berry	Arizona Cardinals
G/T	Mike Gandy	Arizona Cardinals
TE	John Owens	Detroit Lions
RB	Ryan Grant	Green Bay Packers
LS	J. J. Jansen^	Green Bay Packers
C	John Sullivan	Minnesota Vikings
K	John Carney	New York Giants
DE	Justin Tuck	New York Giants
DE	Renaldo Wynn	New York Giants
DE	Victor Abiamiri	Philadelphia Eagles
DT	Trevor Laws	Philadelphia Eagles
WR	Arnaz Battle	San Francisco 49ers
CB	Allen Rossum	San Francisco 49ers
TE	John Carlson	Seattle Seahawks
RB	Julius Jones	Seattle Seahawks
C	Jeff Faine	Tampa Bay Buccaneers
WR	Maurice Stovall	Tampa Bay Buccaneers
* - practice squad		
^ - injured reserve		

**Eye On Notre Dame
Career Records**

Pass Attempts - Career

1. Brady Quinn	1602 (2003-06)
2. Ron Powlus	969 (1994-97)
3. Steve Buerlein.....	850 (1983-86)
4. Rick Mirer	698 (1989-92)
5. Blair Kiel.....	609 (1980-83)
6. Terry Hanratty	550 (1966-68)
7. Jarious Jackson	536 (1996-99)
8. Joe Montana.....	515 (1975-78)
9. Joe Theismann.....	509 (1968-70)
10. Tom Clements.....	490 (1972-74)
-- Jimmy Clausen	464 (2007-)

Pass Attempts per Game - Career

1. Brady Quinn	32.7 (1602/49), 2003-06
2. Jimmy Clausen	29.0 (464/16), 2007-
3. Ron Powlus	22.0 (964/44), 1994-97
4. Terry Hanratty	21.2 (550/26), 1966-68

Completions - Career

1. Brady Quinn	929 (2003-06)
2. Ron Powlus	558 (1994-97)
3. Steve Buerlein.....	473 (1983-86)
4. Rick Mirer	377 (1989-92)
5. Jarious Jackson	306 (1996-99)
6. Terry Hanratty	304 (1966-68)
7. Blair Kiel.....	297 (1980-83)
8. Joe Theismann.....	290 (1968-70)
9. Jimmy Clausen	273 (2007-)
10. Joe Montana.....	268 (1975-78)

Consecutive Passes Without INT - Multiple Games (Same Season)

1. Brady Quinn	226
.....Michigan State 2006 - Army 2006	
2. Jimmy Clausen	132
.....Michigan State 2008 - North Carolina 2008	
3. Brady Quinn	130
.....USC 2005 - Navy 2005	
4. Carlyle Holiday	126
.....Pittsburgh 2002 - Rutgers 2002	

Pass Completions per Game - Career

1. Brady Quinn	19.0 (929/49), 2003-06
2. Jimmy Clausen.....	17.1 (273/16), 2007-
3. Ron Powlus	12.6 (558/44), 1994-97
4. Terry Hanratty	11.7 (304/26), 1966-68

Completion Percentage - Career (min 150 att.)

1. Kevin McDougal	62.2 (1990-93)
2. Jimmy Clausen	58.8 (2007-)
3. Brady Quinn	58.0 (2003-06)
4. Ron Powlus	57.5 (1994-97)
5. Jarious Jackson	57.1 (1996-99)
6. Joe Theismann	56.9 (1968-70)
7. Steve Buerlein	55.6 (1983-86)

Passing Yards per Game - Career

1. Brady Quinn	240.0 (2003-06)
2. Jimmy Clausen	180.3 (2007-)
3. Ron Powlus	172.7 (1994-97)
4. Terry Hanratty	159.7 (1966-68)
5. Steve Buerlein	155.4 (1983-86)
6. Joe Montana	152.6 (1975-78)
7. Joe Theismann	152.1 (1968-70)

Passing Touchdown Passes - Career

1. Brady Quinn	95 (2003-06)
2. Ron Powlus	52 (1994-97)
3. Rick Mirer	41 (1989-92)
4. Jarious Jackson	34 (1996-99)
5. Joe Theismann.....	31 (1968-70)
6. Angelo Bertelli	28 (1941-43)
7. Terry Hanratty	27 (1966-68)
Steve Buerlein.....	27 (1983-86)
9. Bob Williams	26 (1948-50)
10. Tom Clements.....	24 (1972-74)
-- Jimmy Clausen	21 (2007-)

► The numbers are quite similar, but what is not similar is the experience and maturity of the respective starting lineups. For instance, 18 of the 22 starters from 2006 were either seniors or fifth-year seniors. This season, just eight of the 22 starters are seniors or fifth-year seniors. In fact, 12 of those starters will have two full years of eligibility after this season ends.

► The 2006 Notre Dame squad featured an offense that included a senior QB in **Brady Quinn**, a junior RB in **Darius Walker**, a fifth-year senior WR in **Rhema McKnight**, a senior WR in **Jeff Samardzija**, a senior TE in **John Carlson** and an offensive line that benefitted from four more seniors in G **Bob Morton**, C **John Sullivan**, G **Dan Santucci** and T **Ryan Harris**. Quinn, Walker, Carlson, Sullivan, Santucci and Harris are all currently on NFL rosters. McKnight and Samardzija (who turned down a NFL career for a MLB career) rank as the top-two receivers in school history.

► Interestingly enough, the 2008 Irish offensive unit, which includes just two seniors and eight players with at least two years of eligibility following this season, matches up quite well to that experienced group that ranked as one of the top offensive teams in school history.

Category	2006	2008
Points	182	153
Points Per Game	30.3	25.5
First Downs	132	122
Rushing Yards	641	607
Average Per Rush	3.3	3.2
Average Per Game	106.8	101.2
Passing Yards	1,641	1,631
Att-Comp-INT	235-149-4	219-135-8
Completion Percentage	63.4	61.6
Average Per Pass	7.0	7.4
Average Per Catch	11.0	12.1
Average Per Game	273.5	271.8
TD Passes	16	14
Total Offense	2,282	2,238
Average Per Play	5.3	5.5
Average Per Game	380.3	373.0
Third Down Conversions	30/82	32/81
Third Down Percentage	36.6	39.5
Sacks Allowed	15	9

► That comparable trend carries over to the other side of the ball as well. The 2006 Notre Dame defense, which included NFL second-round draft picks **Trevor Laws** and **Victor Abiamiri**, third-round selection **Tom Zbikowski**, fifth-round choice **Derek Landri**, sixth-round pick **Mike Richardson** and seventh-round choice **Chinedum Ndukwe** (all of whom were seniors or fifth-year seniors at the time).

► While the 2008 edition does include a pair of fifth-year seniors, **Maurice Crum, Jr.** and **Terrill Lambert**, as well as seniors **David Bruton** and **Pat Kuntz** (who each will exhaust his eligibility after the 2008 season), but the remaining seven starters include senior **Kyle McCarthy** (who has another year remaining), two juniors and four sophomores.

Category	2006	2008
Scoring Defense	23.7	20.7
First Downs Allowed	112	120
Rush Defense	809	818
Average Per Rush	4.2	4.4
Average Per Game	134.8	136.3
Pass Defense	1,277	1,388
Att-Comp-INT	174-93-5	228-125-7
Completion Percentage	53.4	54.8
Average Per Pass	7.3	6.1
Average Per Catch	13.7	11.1
Average Per Game	212.8	231.3
TD Passes	11	6
Total Offense	2,086	2,206
Average Per Play	5.7	5.3
Average Per Game	347.7	367.7
Fumbles Forced-Lost	6-4	11-7
Turnovers Forced	9	14

QUITE AN EARLY TURNAROUND

► Notre Dame opened the 2007 season with five straight losses for the first time in school history. The 2008 Irish opened the year at 4-1, nearly reversing that trend 180 degrees in one season. The four-game improvement over the first five games of a season is the greatest ever by a Notre Dame squad.

► In fact, it was the greatest turnaround through five games by an NCAA FBS school in 10 years since South Carolina opened the 2000 season with a 4-1 record. The Gamecocks were 0-5 after five games of the 1999 season.

► Interestingly enough, that 2000 South Carolina squad was under a second-year coach that underwent a similar type turnaround in South Bend. His name... Lou Holtz.

School (Years)	Record	Record	Improvement
Notre Dame (2007-08)	0-5	4-1	+4
South Carolina (1999-00)	0-5	4-1	+4

► Here is a quick look at how the 2008 Irish compare to the 2007 squad at their respective seasons midpoint.

Category	2007	2008
Overall Record	1-5	4-2
Points	46	153
Points Per Game	9.2	25.5
First Downs	62	122
Rushing Yards	152	607
Average Per Rush	0.9	3.2
Average Per Game	30.4	101.2
Passing Yards	822	1,631
Att-Comp-INT	148-90-5	219-135-8
Completion Percentage	60.8	61.6
Average Per Pass	5.6	7.4
Average Per Catch	9.1	12.1
Average Per Game	164.4	271.8
TD Passes	3	14
Total Offense	974	2,238
Average Per Play	3.2	5.5
Average Per Game	194.8	373.0
Fumbles-Lost	15-7	12-6
Penalties-Yards	39-318	33-272
Third Down Conversions	20/76	32/81
Third Down Percentage	26.3	39.5
Sacks Allowed	29	9

WHAT A DIFFERENCE A YEAR MAKES

- Notre Dame lost both meetings with Big Ten rivals Michigan and Purdue in 2007. The Irish were outscored 71-19 in those games, including a 38-0 shutout at the hands of the Wolverines.
- Notre Dame upended both Michigan and the Boilermakers this season. They outscored the two longtime rivals, 73-38, in the meetings.
- The 35-17 rebound victory over the Wolverines is the fifth-greatest turnaround from one season to the next against the same opponent.

Georgia Tech

1976	L, 14-23	
1977	W, 69-14	64 point difference

Purdue

1969	L, 14-28	
1970	W, 48-0	62 point difference

Purdue

1985	L, 17-35	
1986	W, 42-9	60 point difference

Navy

1963	L, 14-35	
1964	W, 40-0	61 point difference

Michigan

2007	L, 0-38	
2008	W, 35-17	56 point difference

OPENERS AN INDICATOR?

Notre Dame is now 100-15-5 in season openers, but have they been foretelling of the season ahead? Take a look:

- The 99 previous seasons Notre Dame has won its opener, the Irish went on to post winning records 91 times (91.9%), with four losing seasons and four .500 records.
- The 15 seasons Notre Dame lost its opener, the Irish posted winning records six times and a losing mark eight times (with one .500 season).
- The five seasons Notre Dame registered a tie in its opener, the Irish had four winning records and one losing record.

COACHING IN THE CLUTCH

Knut Rockne owns the best career winning percentage among Notre Dame coaches in games decided by seven or fewer points, at 21-1-5 (.870). Among Irish coaches with 14-plus "close games", the other top winning percentages in tight games belong to Elmer Layden (22-7-3, .734), Frank Leahy (17-5-8, .700), Tyrone Willingham (10-5, .667), Ara Parseghian (13-6-4, .652), Dan Devine (15-9-1, .620), Bob Davie (14-12, .611) and Lou Holtz (20-18-2, .525). Current head coach **Charlie Weis** owns a .636 winning percentage in such games (7-4).

Eye On Notre Dame Career Records

Lowest INT Percentage - Career

1. Brady Quinn2.43 (39 of 1602), 2003-06
2. Ron Powlus2.78 (27 of 969), 1994-97
4. Carlyle Holiday2.99 (12 of 401), 2001-04
3. **Jimmy Clausen****3.01 (14 of 464), 2007-**
5. Rick Mirer3.29 (23 of 698), 1989-92
6. Kevin McDougal3.33 (6 of 180), 1990-93
7. Jarious Jackson3.91 (21 of 536), 1996-99

Receptions - Career (Running Back)

1. Darius Walker109 (2004-06)
2. Allen Pinkett73 (1982-85)
3. Bob Gladieux72 (1966-68)
- Joseph Heap71 (1951-54)
5. Mark Green61 (1985-88)
6. Autry Denson53 (1995-98)
7. Jim Morse52 (1954-56)
8. **Armando Allen****47 (2007-)**
9. Marc Edwards46 (1993-96)
10. Nick Eddy44 (1964-66)

Touchdown Receptions - Career (RB)

1. Joseph Heap7 (1951-54)
- Jim Morse7 (1951-54)
3. Bob Gladieux6 (1966-68)
4. Bob Scarpitto5 (1958-60)
- Marc Edwards5 (1993-96)
- Ray Zellars5 (1991-94)
- Tony Fisher5 (1998-01)
8. Nick Eddy4 (1964-66)
- Rocky Bleier4 (1965-67)
- Coley O'Brien4 (1966-68)
11. Darius Walker3 (2004-06)
- **Armando Allen****2 (2007-)**

Total Offense Yards per Game - Career

1. Brady Quinn243.8 (2003-06)
2. Joe Theismann187.3 (1968-70)
3. Terry Hanratty182.2 (1966-68)
4. **Jimmy Clausen****167.4 (2007-)**
5. Rick Mirer159.3 (1989-92)
6. Steve Beuerlein153.8 (1983-86)

Tackles - Career

1. Bob Crable521 (1978-81)
2. Bob Golic479 (1975-78)
3. Steve Heimkreiter398 (1975-78)
4. Bob Olson369 (1967-69)
5. Tony Furjanic361 (1982-85)
6. Mike Kovaleski353 (1983-86)
7. Ross Browner340 (1973, 1975-77)
8. Tom Zbikowski300 (2004-07)
9. Brandon Hoyte297 (2002-05)
10. Greg Collins295 (1972-74)
- **Maurice Crum, Jr.****275 (2007-)**

Kickoff Returns - Career

1. Julius Jones72-1678 (1999-2001, '03)
2. Tim Brown69-1613 (1984-87)
3. **Armando Allen****50-1079 (2007-)**
4. Jim Stone49-1079 (1977-80)
5. Vontez Duff47-1230 (2000-03)
- Tony Driver47-1083 (1997-2000)
7. Raghil Ismail46-1271 (1988-90)
8. Terry Eurick32-739 (1974-77)

Kickoff Return Yards - Career

1. Julius Jones72-1678 (1999-2001, '03)
2. Tim Brown69-1613 (1984-87)
3. Raghil Ismail46-1271 (1988-90)
4. Vontez Duff47-1230 (2000-03)
5. Tony Driver47-1083 (1997-2000)
6. Jim Stone49-1079 (1977-80)
- Armando Allen****50-1079 (2007-)**
8. Allen Rossum29-891 (1994-97)
9. Emmett Mosley30-778 (1993-96)
- Clint Johnson27-778 (1990-93)

**Eye On Notre Dame
Season Records**

Pass Attempts - Season

1. Brady Quinn	467 (2006)
2. Brady Quinn	450 (2005)
3. Brady Quinn	353 (2004)
4. Brady Quinn	332 (2003)
5. Jarious Jackson	316 (1999)
6. Ron Powlus	298 (1997)
7. Joe Theismann	268 (1970)
8. Joe Montana	260 (1978)
9. Steve Beuerlein	259 (1986)
10. Carlyle Holiday	257 (2002)
-- Jimmy Clausen.....	219 (2008)

Pass Attempts per Game - Season

1. Brady Quinn	37.5 (450/12), 2005
2. Jimmy Clausen	36.5 (219/6), 2008
3. Brady Quinn	35.9 (467/13), 2006
4. Brady Quinn	29.4 (353/12), 2004
5. Terry Hanratty	28.1 (197/7), 1968
6. Brady Quinn	27.6 (332/12), 2003

Pass Completions - Season

1. Brady Quinn	292 (2005)
2. Brady Quinn	289 (2006)
3. Brady Quinn	191 (2004)
4. Jarious Jackson	184 (1999)
5. Ron Powlus	182 (1997)
6. Brady Quinn	157 (2003)
7. Joe Theismann	155 (1970)
8. Steve Beuerlein	151 (1986)
9. Joe Montana	141 (1978)
10. Steve Beuerlein	140 (1984)
-- Jimmy Clausen.....	135 (2008)

Pass Completions per Game - Season

1. Brady Quinn	24.3 (292/12), 2005
2. Jimmy Clausen	22.5 (135/6), 2008
3. Brady Quinn	22.2 (289/13), 2006
4. Terry Hanratty	16.6 (116/7), 1968

Completion Percentage - Season (min 100 att.)

1. Brady Quinn	64.9 (2005)
2. Brady Quinn	61.9 (2006)
3. Jimmy Clausen	61.6 (2008)
Kevin McDougal	61.6 (1993)
5. Ron Powlus.....	61.1 (1997)
6. Steve Beuerlein	60.3 (1984)
7. Jarious Jackson	59.2 (1999)

Passing Yards - Season

1. Brady Quinn	3919 (2005)
2. Brady Quinn	3426 (2006)
3. Jarious Jackson	2753 (1999)
4. Brady Quinn	2586 (2004)
5. Joe Theismann	2529 (1970)
6. Steve Beuerlein	2211 (1986)
7. Rick Mirer	2117 (1991)
8. Ron Powlus	2078 (1997)
9. John Huarte	2062 (1964)
10. Joe Montana	2010 (1978)
-- Jimmy Clausen.....	1631 (2008)

Passing Yards per Game - Season

1. Brady Quinn	326.6 (2005)
2. Jimmy Clausen	271.8 (2008)
3. Brady Quinn	263.5 (2006)
4. Joe Theismann	242.9 (1970)
5. Jarious Jackson.....	229.4 (1999)
6. Brady Quinn	215.5 (2004)
7. Terry Hanratty	209.4 (1968)
8. Steve Beuerlein	201.0 (1986)

Passing Touchdown Passes - Season

1. Brady Quinn	37 (2006)
2. Brady Quinn	32 (2005)
3. Ron Powlus	19 (1994)
4. Rick Mirer	18 (1991)
5. Jarious Jackson	17 (1999)
Brady Quinn	17 (2004)

FROM ACROSS THE COUNTRY

► Notre Dame has historically recruited from all across the country and 2008 is no different. A total of 29 different states are represented on the Irish roster. Among Football Bowl Subdivision (formerly Division IA), only Army has more states represented on its 2008 roster.

Most States Represented

Army – 35, plus American Samoa	Stanford – 24, plus two foreign countries
Notre Dame – 29	Northwestern – 23
Navy – 27	Michigan – 21, plus Canada
Nebraska – 25	West Virginia – 21
Air Force – 25	Colorado – 20

NOT SO MANY NEW FACES

► Notre Dame had 28 different players (13 on defense, 15 on offense) register their first career start in 2007 (a total of 16 players made their first career starts the two previous seasons combined). The Irish have had just seven players (DE **Ethan Johnson**, RG **Chris Stewart**, FS **Sergio Brown**, FS **Harrison Smith**, TE **Kyle Rudolph**, WR **Michael Floyd**) make their first start in 2008.

► Notre Dame started eight true freshmen in 2007, including HB **Robert Hughes**, QB **Jimmy Clausen**, HB **Armando Allen**, WR **Golden Tate**, WR **Duval Kamara**, OLB **Kerry Neal**, OLB **Brian Smith** and NT **Ian Williams**. In comparison, the Irish have started three freshmen in 2008 (DE **Ethan Johnson**, TE **Kyle Rudolph** and WR **Michael Floyd**).

HOW DO THEY STACK UP?

Average weight of the offensive and defensive lines:

ND OL 6' 5 1/5" 315.4 lbs.	vs.	UW DL 6' 3 1/4" 264.3 lbs.
ND DL 6' 2 1/3" 282.7 lbs.	vs.	UW OL 6' 5 1/5" 332.0 lbs.

Average height of the receivers and the secondaries:

ND WR/TE 6' 3" 216.0 lbs.	vs.	UW DB 6' 0 3/4" 204.8 lbs.
ND DB 6' 0 1/2" 200.0 lbs.	vs.	UW WR/TE 6' 2" 214.0 lbs.

2008 NOTRE DAME OPPONENT UPDATE

Below is a look at Notre Dame opponents' results from last week. Since 1977, when the NCAA started rating strength of schedule, Notre Dame's schedule has been rated the most difficult five times in the last 30 years (1978, 1985, 1987, 1989 and 1995).

Opponent	'08 Record	Oct. 18
San Diego State	1-6	L, 7-70 (at New Mexico)
Michigan	2-5	L, 17-46 (at #3 Penn State)
Michigan State	6-2	L, 7-45 (#12 Ohio State)
Purdue	2-5	L, 26-48 (at Northwestern)
Stanford	4-4	L, 20-23 (at UCLA)
North Carolina	5-2	L, 13-16 ot (at Virginia)
Washington	0-6	L, 13-34 (Oregon State)
#17 Pittsburgh	5-1	W, 42-21 (at Navy)
#23 Boston College	5-1	W, 28-23 (#17 Virginia Tech)
Navy	4-3	L, 21-42 (#23 Pittsburgh)
Syracuse	1-6	L, 13-45 (#19 USF)
#6 USC	5-1	W, 69-0 (at Washington St.)

LEADERSHIP COMMITTEE '08

Every spring after spring drills, the Irish coaching staff votes on the Leadership Committee, which head coach **Charlie Weis** brought to Notre Dame in 2004. The Leadership Committee consists of players who serve in an advisory role.

Player, Pos.	Cl.	Hometown
David Grimes, WR	Sr.	Detroit, Mich.
David Bruton, FS	Sr.	Miamisburg, Ohio
Maurice Crum, Jr., LB	Sr.	Tampa, Fla.
Asaph Schwapp, FB	Sr.	Hartford, Conn.
Jimmy Clausen, QB	So.	Westlake Village, Calif.
Sam Young, OT	Jr.	Coral Springs, Fla.
Terrail Lambert, DB	Sr.	Bakersfield, Calif.
Pat Kuntz, DT	Sr.	Indianapolis, Ind.
Scott Smith, LB	Sr.	Highland Park, Ill.

IN FRONT OF A FULL HOUSE

Notre Dame has played in front of sellout crowds in 207 of its previous 238 games, including 82 of its last 90 contests dating back to the Tostitos Fiesta Bowl at the end of the 2000 season (the 2001, 2003, 2005 and 2007 games at Stanford, the 2004 game vs. Navy at the Meadowlands, the 2005 game at Washington and the 2007 game at UCLA were not sellouts). At Michigan in 2003, the Irish and Wolverines attracted the largest crowd in NCAA history (111,726), marking the third time in the history of the series that an NCAA attendance record was set. Including the 2006 game at

Georgia Tech, the Irish have been part of establishing a new stadium attendance record seven times since 2001. The list also includes: at Nebraska and Texas A&M in 2001, at Air Force and Florida State in 2002, home vs. Boston College in 2002, vs. Oregon State in the Insight Bowl in 2004 (the game set a Bank One Ballpark record for football configuration). Notre Dame and Michigan played before an over-capacity 111,386 at Michigan Stadium in September of 2005. At Purdue in '05, the Irish and Boilermakers played before 65,491 football fans, a Ross-Ade Stadium record (since the renovation of the facility in 2003). Penn State drew the second largest crowd in Beaver Stadium history for the meeting with the Irish last season.

ONLY THE BIG BOYS

Notre Dame is one of just five NCAA Division I-A programs that has never faced a non-Division I-A opponent since the current division setup was established in 1978 (the division's names have undergone a change this year, but the setup is still the same). The four remaining schools that have yet to play a non-Division I-A opponent since the advent of the current format are Michigan State, USC, UCLA and Washington.

CHARLIE AND THE IRISH OFFENSIVE FACTORY

Fourth-year head coach Charlie Weis came to Notre Dame with a tremendous reputation as one of the premier offensive minds in all of the NFL. The Irish saw immediate results in 2005, setting 11 school records, including passing yards (3,963), touchdown passes (32, bested in 2007), total offense yards (5,728) and total points (440). Notre Dame has surpassed the 40-point barrier on 11 different occasions in Weis' 43 games as head coach. Prior to his arrival, Notre Dame had eclipsed 40 points just nine times in its previous 97 contests. In addition, the Irish had 83 separate 100-yard receiving games over its first 116 seasons of football, but Notre Dame has had 24 the past four years under Weis. To put those numbers in perspective, Notre Dame averaged a 100-yard receiving effort every 13 games. Under Weis, the Irish is almost recording a 100-yard receiving effort every other game.

IRISH SPECIAL TEAMS

SPECIAL TEAMS

Junior **Eric Maust** recorded an average of 42.1 per punt in 2007. Maust landed nine of his 21 punts inside the 20-yard line and recorded a long punt of 53 yards. A starting pitcher on the baseball team, Maust has punted 24 times in 2008 and averages 41.7 per boot. He already has five punts of 50+ yards and nine have been pinned inside the 20-yard line. Maust is ranked 23rd in the NCAA in net punting. Notre Dame had not had a left-footed kicker since Harry Oliver in 1981 until sophomore **Brandon Walker** entered the picture in 2007. Walker served as the primary placekicker throughout the season and converted six of 12 field-goal attempts with a long of 48 yards. He also serves as the backup punter. Walker connected on his first field goal of the season with a 41-yard kick against Purdue and added a season-long 42-yarder against North Carolina (just 2-of-8 in 2008). Junior **Ryan Burkhart** is the kickoff specialist for the Irish after spending much of his freshman season in the same capacity. Burkhart has averaged 61.0 yards per kick and Notre Dame opponents are averaging just 16.44 per return (second in the NCAA FBS).

SPECIAL TEAMS STILL SHOW MAJOR IMPROVEMENTS

► In the final 2007 NCAA stats, Notre Dame ranked 40th in punt return defense (7.44), 89th (out of 119) in kickoff return defense (22.75) and 94th in kickoff returns (19.69).

► Over the season's first six games, the Irish have seen major improvements in all three categories.

	2007	2008	Improvement
Kickoff Return	19.69 (94th)	21.33 (60th)	1.64 yards (8.3%)
Kickoff Return Defense	22.75 (89th)	16.44 (2nd)	6.31 yards (27.7%)
Punt Return Defense	7.44 (40th)	6.42 (t-40th)	1.02 yards (13.7%)

► Notre Dame ranking second in the NCAA FBS in kickoff return coverage is even more impressive when you consider they have yet to register a touchback on the season and rarely have a kick even reach the endzone. On the other hand, USC and Kansas State, which each rank just behind the Irish, have benefitted from a total 42 touchbacks.

► Notre Dame has punted 24 times over its first six games, 13 have not been returned, including one touchback, two out of bounds, six downed and four fair catches. Seven other punts have been returned for three yards or less.

NOTRE DAME KICKOFF COVERAGE CONTINUES TO EXCEL

► The Irish kickoff coverage entered the contest with Purdue ranked third in the NCAA FBS allowing just 14.0 yards per return. The Boilermakers entered the game averaging 31.8 yards per return - second best in the country. Notre Dame limited Purdue to 13.9 yards per return. In fact, the Irish kept the nation's top kick returner at the time, Desmond Tardy (who averaged 40.3 coming into the game), completely out of the mix. He failed to register a single kick return, while Kory Sheets, who was 20th in the NCAA FBS at 30.5 yards per return, managed just 13.9 per return on seven kick-offs.

► Notre Dame entered the game with Stanford tops in the NCAA FBS allowing just 13.94 yards per kick return and only three kickoff returns longer than 20 yards (none longer than 27) over its

**Eye On Notre Dame
Season Records**

7. Bob Williams	16 (1949)
John Huarte	16 (1964)
Joe Theismann	16 (1970)
10. Rick Mirer	15 (1992)
-- Jimmy Clausen	14 (2008)

Receptions - Season (Running Back)

1. Darius Walker	56 (2006)
2. Darius Walker	43 (2005)
3. Bob Gladieux	37 (1968)
4. Austry Denson	30 (1997)
5. Joseph Heap	29 (1952)
6. Allen Pinkett	28 (1983)
7. Marc Edwards	25 (1995)
Mark Green	25 (1986)
9. Armando Allen	24 (2007)
10. Armando Allen	23 (2008)

Games with 100 Receiving Yards - Season

1. Tom Gatewood	8 (1970)
2. Maurice Stovall	6 (2005)
3. Jeff Samardzija	5 (2005)
4. Jeff Samardzija	4 (2006)
Tom Gatewood	4 (1969)
6. Arnez Battle	3 (2002)
Derrick Mayes	3 (1994)
Derrick Mayes	3 (1995)
Rhema McKnight	3 (2006)
10. Golden Tate	2 (2008)
Michael Floyd	2 (2008)
Derrick Mayes	2 (1993)
Rhema McKnight	2 (2003)
Willie Townsend	2 (1972)
Kris Haines	2 (1978)

Touchdown Receptions - Season

1. Rhema McKnight	15 (2006)
Jeff Samardzija	15 (2005)
3. Jeff Samardzija	12 (2006)
4. Derrick Mayes	11 (1994)
Maurice Stovall	11 (2005)
6. Jack Snow	9 (1964)
7. Jim Seymour	8 (1966)
Tom Gatewood	8 (1969)
9. Tom Gatewood	7 (1970)
10. Ken MacAfee	6 (1977)
Derrick Mayes	6 (1995)
Bobby Brown	6 (1997)
Malcolm Johnson	6 (1998)
Matt Shelton	6 (2004)
-- Golden Tate	4 (2008)
-- Michael Floyd	4 (2008)

Total Offense Yards - Season

1. Brady Quinn	4009 (2005)
2. Brady Quinn	3497 (2006)
3. Jarious Jackson	3217 (1999)
4. Joe Theismann	2813 (1970)
5. Brady Quinn	2582 (2004)
6. Rick Mirer	2423 (1991)
7. Steve Beuerlein	2246 (1986)
8. Joe Montana	2114 (1978)
9. John Huarte	2069 (1964)
10. Rick Mirer	2038 (1992)
-- Jimmy Clausen	1611 (2008)

Total Offense Yards per Game - Season

1. Brady Quinn	334.1 (2005)
2. Joe Theismann	281.3 (1970)
3. Brady Quinn	269.0 (2006)
4. Jimmy Clausen	268.5 (2008)
5. Jarious Jackson	268.1 (1999)
6. Terry Hanratty	249.3 (1968)
7. Brady Quinn	215.3 (2004)
8. Steve Beuerlein	204.2 (1986)

**Notre Dame On The Tube,
World Wide Web and Air Waves**

Tuesday, Oct. 21

Noon: Coach Weis Press Conference (und.com)
6:30 pm: Notre Dame Offensive Players/Coaches (und.com)
7:00 pm: Volleyball at Long Beach State

Wednesday, Oct. 22

10:15 am: Jimmy Clausen/David Grimes Press Conference (und.com)
6:30 pm: Notre Dame Defensive Players/Coaches (und.com)
7:00 pm: M Soccer at Seton Hall

Thursday, Oct. 23

All Day: W Tennis at ITA Regionals
12:15 pm: Maurice Crum, Jr./David Bruton Press Conference (und.com)
3:30 pm: Coach Weis Press Conference (und.com)

Friday, Oct. 24

All Day: W Tennis at ITA Regionals
All Day: W Golf at The Landfall Tradition
5:30 pm: W Swimming & Diving at Washington State
7:30 pm: W Soccer vs. Rutgers (und.com)
7:35 pm: Hockey vs. Miami, Ohio (und.com)

Saturday, Oct. 25

All Day: W Tennis at ITA Regionals
All Day: W Golf at The Landfall Tradition
6:30 am: Inside Notre Dame Football With Charlie Weis (WNDU-TV, affiliates)
12:00 pm: W Swimming & Diving at Washington State
12:00 pm: Swimming & Diving at USC
2:00 pm: Volleyball at Villanova
2:00 pm: Inside Notre Dame Football With Charlie Weis (WNDU-TV, affiliates)
7:00 pm: M Soccer at UConn
7:05 pm: Hockey at Miami, Ohio
7:30 pm: ISP Radio Broadcast Pre-Game Show (affiliates, Sirius)
8:00 pm: Football vs. Washington (ABC)
8:00 pm: ISP Radio Broadcast, Football vs. Washington (960 WSBT-AM, Sunny 101.5, affiliates, Sirius)
TBA: UND.com Post-Game Show (und.com)
TBA: ISP Radio Broadcast Post-Game Show (affiliates, Sirius)
TBA: WSBT/NDSP Post-Game Show (Sunny 101.5)

Sunday, Oct. 26

All Day: W Golf at The Landfall Tradition
All Day: W Tennis at ITA Regionals
1:00 pm: W Soccer vs. Seton Hall (und.com)
2:00 pm: Volleyball at Seton Hall
4:00 pm: Coach Weis Press Conference (und.com)
11:30 pm: Inside Notre Dame Football With Charlie Weis

Notre Dame Football Highlights
und.com, hulu.com, mobiTV, NBC.com

All Times are ET.

first four games, but the Cardinal averaged 22.2 yards per return and registered four returns of 20 yards or more.

CARDINAL CATCH IRISH PUNT RETURN DEFENSE NAPPING

► The Irish ranked 10th in the NCAA FBS in punt return defense entering the Stanford contest allowing just 3.14 yards per return and no return longer than 10 yards. The Irish kept Stanford bottled up on four of their five punts, but Doug Baldwin's 38-yard return was the longest by a Notre Dame opponent all year. In fact, the Irish had allowed a total of 26 return yards over its previous 22 punts.
► Notre Dame punted just once against North Carolina and it was returned nine yards.

HELLO, ANELLO

► Senior CB **Mike Anello**, who was awarded a scholarship during fall practice, has made quite a name for himself over the past two seasons. Anello joined the squad a walk-on in 2007 and spent the entire fall camp as well as the first two weeks of the season on the scout team. After making one play after another against the Irish first team special teams unit, head coach Charlie Weis moved Anello into the starting lineup against Michigan in 2007 as a gunner opposite senior FS **David Bruton**.

► In that first career game against the Wolverines, Anello proceeded to make a solo tackle on his second ever play in a Notre Dame uniform. He finished last season with six tackles in eight games.

► Notre Dame's opponents have a total of 39 punt (12) or kickoff (27) returns in 2008. Anello has registered a tackle on 14 of those 39 opportunities.

► Anello registered another pair of tackles against North Carolina. He was unfortunately involved in the tackle that injured Tar Heels' star returner Brandon Tate.

► Anello has recorded five multi-tackle games.

► Anello picked up two more solo tackles in the victory over Stanford, including a solo stop following Doug Baldwin's 38-yard return (Anello missed the tackle near one sideline, only to chase him down from behind at the opposite sideline).

► Anello finished the afternoon against Purdue with three more tackles on special teams, including a solo stop on the game's opening kickoff against the nation's-then second-best kick return squad.

► Anello continued his tear on the opposition on punt and kickoff coverage against Michigan. He registered three more tackles, two solo, as well as forced a fumble and recovered another. Anello also nearly recovered a second Wolverine fumble on a punt.

► The fumble recovery set up another Irish score to make it 14-0 early in the first quarter.

► Anello was incredible in the season opener against San Diego State. He registered four solo tackles on special teams (two on punt return coverage and two on kickoff return coverage).

NOT TO BE OVERSHADOWED

► While senior CB **Mike Anello** certainly deserves much of the credit with his play on special teams, fellow senior FS **David Bruton** (the other gunner) has played a significant role. Bruton, widely considered one of the top gunners in all of college football the past two seasons, led the Irish in special teams stops the past two seasons and only Anello's 14 outdistances Bruton's eight.

ARMANDO ALLEN AWAKENS IRISH RETURN GAME

► Sophomore **Armando Allen** finally broke through in the Irish kick return game against Michigan State. Allen had five kick returns for 147 yards, including a career-best 53 yard burst in the fourth quarter.

► Allen now ranks 79th in the NCAA FBS in kickoff returns with a 22.06 average.

► The 53-yard return was the longest for an Irish player since Vontez Duff returned a kick 92 yards

**Notre Dame Coaching
Staff Locations**



Charlie Weis
Sidelines



John Latina
Sidelines



Jon Tenuta
Press Box



Mike Haywood
Press Box



Corwin Brown
Sidelines



Rob Ianello
Sidelines



Jappy Oliver
Sidelines



Bernie Parmalee
Sidelines



Brian Polian
Sidelines



Ron Powlus
Sidelines



Kevin Loney
Press Box



Patrick Graham
Press Box

for a touchdown against Navy on Nov. 9, 2002.

- ▶ The 147 kickoff return yards are the second-most in the Charlie Weis era and most for any Notre Dame player since David Grimes had 145 yards against Michigan on Sept. 16, 2006.
- ▶ The 29.3 per kickoff return average was the third-best by an Irish player under Weis and highest average since Grimes averaged 33.7 per return against North Carolina on Nov. 4, 2006.
- ▶ Allen continued to take advantage of kick return opportunities (as the Irish opponents choose to not kick at sophomore WR Golden Tate).
- ▶ He had four kickoff returns for 105 yards, including a 36-yard return in the second half against Purdue.
- ▶ Allen set single-season school records for kickoff returns (33) and kickoff return yards (704) in 2007. He broke the previous school record for kickoff returns in a single-season of 26 held by Julius Jones (1999) and Tim Brown's previous school record of 698 kickoff return yards in 1986. In fact, his 45 kickoff returns and 1,002 kickoff return yards each already rank seventh in Notre Dame career history.

Kickoff Returns - Career

1. Julius Jones	72-1678 (1999-2001, '03)
2. Tim Brown	69-1613 (1984-87)
3. Armando Allen.....	50-1079 (2007-)
4. Jim Stone	49-1079 (1977-80)
5. Vontez Duff.....	47-1230 (2000-03)
Tony Driver	47-1083 (1997-2000)
7. Raghil Ismail	46-1271 (1988-90)
8. Terry Eurick	32-739 (1974-77)

Kickoff Return Yards - Career

1. Julius Jones	72-1678 (1999-2001, '03)
2. Tim Brown	69-1613 (1984-87)
3. Raghil Ismail	46-1271 (1988-90)
4. Vontez Duff.....	47-1230 (2000-03)
5. Tony Driver	47-1083 (1997-2000)
6. Jim Stone	49-1079 (1977-80)
Armando Allen.....	50-1079 (2007-)
8. Allen Rossum	29-891 (1994-97)
9. Emmett Mosley	30-778 (1993-96)
Clint Johnson.....	27-778 (1999-93)

MAKING THE MAUST OF THE SITUATION

- ▶ Junior P **Eric Maust** had the unenviable task of replacing one of the top punters in Irish history, but the dual sport athlete has picked up right where Geoff Price left off in 2006 and 2007.
- ▶ Maust has punted 24 times in 2008 for 1001 yards, good for a 41.7 average. His 37.67 net punting ranks 23rd best in the NCAA FBS.
- ▶ Maust punted just once against North Carolina and saw his streak of nine games with a punt downed inside the 20-yard line.
- ▶ Maust punted five times against Stanford for a 41.4 average and dropped a pair inside the Cardinal 20-yard line, including a game-high 50 yard boot that left Stanford at its own three-yard line.
- ▶ Maust also extended his streak of games with a punt pinned inside the 20-yard line to nine.
- ▶ Maust has already bombed five punts of over 50 yards, including two against Michigan (despite horrendous weather conditions).
- ▶ Maust had gone six consecutive games with a pair of punts that were downed inside the opponents' 20-yard line before failing to do so against Purdue (managed just one) on two punts, but with the two against Stanford has done so in seven of Notre Dame's last eight games.
- ▶ Maust punted just twice in the 38-21 victory over Purdue, but the junior recorded a career-best 54 yarder in the first half.
- ▶ Maust has also dropped nine inside the opponents 20-yard line. In fact, he has dropped 18 inside the 20-yard line already in his career (on just 44 punts).
- ▶ Maust's hang time and directional punting has helped the Irish punt coverage team rank tied for 40th best in the NCAA FBS with a 6.42 per return average.

IRISH OFFENSIVE NOTES

OFFENSIVE LINE

- ▶ Notre Dame started one of its most inexperienced offensive lines in years last season (as four different players registered their first career starts), but a benefit from last season's struggles is that the 2008 offensive line now is full of experienced hands. Three returning players started all 12 games last season — and two more started six and five games, respectively. Junior **Sam Young** has started all 31 games in his career at tackle and is the most experienced returning player on the Irish offensive line. He opened the first 15 games at right tackle before sliding over to left tackle following the second game of his sophomore season, but returned to RT this season. Young is the only Notre Dame offensive lineman to start every game through his first two seasons since freshmen regained eligibility in 1972. Seniors **Paul Duncan** and **Mike Turkovich** had not earned meaningful minutes prior to starting all 12 games last year. Duncan started the first two games at

**Notre Dame Football
By The Numbers**

- .738** - Notre Dame's winning percentage, the second-highest in college football history.
- 1** - Notre Dame is the only team, college or professional, to have all of its games broadcast nationally on the radio and is the only team to have all of its home games televised nationally (NBC).
- 6** - College Football Hall of Fame Coaches - Jesse Harper, Lou Holtz, Knute Rockne, Frank Leahy, Ara Parseghian and Dan Devine.
- 7** - Heisman Trophy Winners: Angelo Bertelli (1943), Johnny Lujack (1947), Leon Hart (1949), John Lattner (1953), Paul Hornung (1956), John Huarte (1964) and Tim Brown (1987).
- 10** - Alumni in the Pro Football Hall of Fame.
- 11** - National Championships - since the AP poll began in 1936 (1943-46-47-49-66-73-77-88), the most of any other school. The Irish also earned consensus national titles in 1924, 1929 and 1930 prior to the AP rankings.
- 12** - Unbeaten and untied seasons.
- 21** - Seasons in which the team has been voted the national champion by at least one selector.
- 28** - Bowl games in which the Irish have taken part.
- 31** - Unanimous first-team All-Americans -- more than any other school.
- 42** - College Football Hall of Fame Players.
- 79** - Different consensus All-Americans -- more than any other school.
- 99** - Percent graduation rate among football players who enter on scholarship and remain at least four years.
- 101** - Out of 119 years in which Notre Dame has finished with a winning record.
- 120** - Years of college football (including '08).
- 170** - Consecutive games streak televised nationally or regionally by NBC, CBS, ABC or ESPN (ended Nov. 11, 2006 at Air Force).
- 181** - Selections on All-America first teams.
- 203** - Consecutive sellouts at Notre Dame Stadium.
- 312** - Appearances by the Irish on network television -- more than any other school.
- 928** - All-time victories, second all-time in college football.

2008 Notre Dame Honors

JAMES ALDRIDGE

- ▶ Phil Steele's #30 Running Back

ARMANDO ALLEN

- ▶ Phil Steele's #18 Kick Returner

DAVID BRUTON

- ▶ Phil Steele's #19 Free Safety
- ▶ Jim Thorpe Award Watch List
- ▶ Nagurski Trophy Watch List
- ▶ Lindy's #12 Safety
- ▶ CollegeFootballNews.com Midseason All-America Team (honorable mention)

JIMMY CLAUSEN

- ▶ Phil Steele's #26 Quarterback
- ▶ Maxwell Award Watch List
- ▶ Davey O'Brien Quarterback Award Watch List
- ▶ Phil Steele Heisman Contender
- ▶ Pro Football Weekly Heisman Watch List

DAYNE CRIST

- ▶ Lindy's #25 Freshman
- ▶ Lindy's #3 Freshman Quarterback

MAURICE CRUM, JR.

- ▶ Phil Steele's #11 Inside Linebacker
- ▶ Lott Award Watch List
- ▶ Nagurski Trophy Watch List
- ▶ Chuck Bednarik Award Watch List
- ▶ Lombardi Award Watch List
- ▶ Sporting News Honorable Mention Preseason All-American
- ▶ Lindy's #11 Outside Linebacker

DARIUS Fleming

- ▶ Lindy's #89 Freshman
- ▶ Lindy's #12 Freshman Linebacker

MICHAEL FLOYD

- ▶ Lindy's #27 Freshman
- ▶ Lindy's #6 Freshman Wide Receiver
- ▶ Rivals.com Midseason Freshman All-America Team

JONAS GRAY

- ▶ Lindy's #72 Freshman
- ▶ Lindy's #5 Freshman Running Back

ETHAN JOHNSON

- ▶ Lindy's #32 Freshman
- ▶ Lindy's #3 Freshman Defensive End

DUVAL KAMARA

- ▶ Phil Steele's #64 Wide Receiver

TERRAIL LAMBERT

- ▶ Phil Steele's #36 Cornerback

RAESHON McNEIL

- ▶ Phil Steele's #58 Cornerback

KERRY NEAL

- ▶ Phil Steele's #49 Inside Linebacker

ERIC OLSEN

- ▶ Phil Steele's #44 Guard

MIKE RAGONE

- ▶ Phil Steele's #22 Tight End
- ▶ John Mackey Award Watch List

TREVOR ROBINSON

- ▶ Lindy's #37 Freshman
- ▶ Lindy's #8 Freshman Offensive Lineman

JOHN RYAN

- ▶ Phil Steele's #39 Outside Linebacker

KYLE RUDOLPH

- ▶ Lindy's #20 Freshman
- ▶ Lindy's #1 Freshman Tight End

LUKE SCHMIDT

- ▶ Phil Steele's #19 Fullback

ASAPH SCHWAPP

- ▶ Phil Steele's #8 Fullback

CHRIS STEWART

- ▶ Phil Steele's #57 Guard

MIKE TURKOVICH

- ▶ Phil Steele's #46 Guard

DAN WENGER

- ▶ Phil Steele's #32 Center

IAN WILLIAMS

- ▶ Phil Steele's #58 Defensive Tackle

SAM YOUNG

- ▶ Phil Steele's Preseason Third-Team All-American
- ▶ Phil Steele's #6 Tackle
- ▶ Lombardi Award Watch List
- ▶ Outland Trophy Watch List

TEAM PRESEASON UNIT RANKINGS

- ▶ Phil Steele's #23 Running Backs
- ▶ Phil Steele's #14 Defensive Backs
- ▶ Phil Steele's #1 Most Improved Team

TEAM PRESEASON NATIONAL RANKINGS

- ▶ Lindy's #59
- ▶ Athlon Sports #60
- ▶ Phil Steele # 19
- ▶ Pro Football Weekly # 46

left tackle, then switched with Young and played the final 10 contests at right tackle. Turkovich had only played in 16 games prior to 2007, but he started every game at left guard for the Irish. Juniors **Eric Olsen** and **Dan Wenger** both saw valuable playing time in 2007, but they did it at different points of the season and in different ways. Olsen did not start until midway through last year, but once he opened at right guard against UCLA, Olsen never relinquished his opportunity. He started the final six games of the campaign. Wenger opened the season as the starting right guard and played three games there before an injury forced him to the sidelines. After missing the middle portion of the schedule, he returned to start the final two contests at center. Wenger's natural position is center. Fellow junior **Chris Stewart** worked his way up the depth chart and has started each of the first six games in 2008. In fact, the entire quintet of Turkovich, Stewart, Wenger, Olsen and Young have started every game this season.

The quintet has already seen major improvements from a year ago. Here a just a few noticeable upgrades:

- ▶ Notre Dame surrendered an NCAA record 58 sacks in 2007, but the Irish did not allow a single sack over their first two games of 2008 (first time since 2003 Notre Dame has gone consecutive games without allowing a sack).

- ▶ The Irish have allowed just nine sacks over their first six games. Notre Dame ranks tied for 44th in the NCAA FBS in fewest sacks allowed. Stanford managed just one sack against the Irish and they still rank 10th.

- ▶ In last season's 38-0 defeat at Michigan, the Irish allowed eight sacks and was limited minus-six yards rushing on the afternoon. In the 35-17 Irish victory earlier this season, Notre Dame did not allow the Wolverines a single sack (even though they averaged 4.0 sacks per game -- tops in the NCAA entering the contest) and rushed for 113 yards. The Wolverines had allowed 83 yards on the ground over their first two games combined.

- ▶ The Irish entered their game against Purdue with 234 yards rushing over their first three games of the season combined (ranked 111th in the nation at 78.00 per game). In fact, Notre Dame managed just 16 yards on the ground in the 23-7 loss at Michigan State the week prior, but the Irish racked up 201 yards on 40 carries last week against Purdue. The 201 yards rushing were the most for the Irish since they picked up 220 against Duke on November 17, 2007 at Notre Dame Stadium.

QUARTERBACKS

- ▶ No Notre Dame freshman quarterback had ever started his first game for the Irish prior to the fourth week of the season until sophomore **Jimmy Clausen** opened under center in the second game of the 2007 season at Penn State. Clausen started nine games for the Irish and etched his name throughout the Notre Dame record books. He equaled the school record for starts by an Irish freshman quarterback and finished second on the following freshman quarterback single-season lists: passing yards, completions and completion percentage.

- ▶ Senior **Evan Sharpley** epitomized the role of a quality backup in 2007. Called upon in eight games, Sharpley never skipped a beat as the Irish signal caller. He entered when Clausen was injured at Purdue and passed for 208 yards with two TDs and one interception — and then started against USC and Navy. A member of the Irish baseball team, Sharpley missed most of spring practices due to his baseball commitment where he led the team in home runs. Freshman **Dayne Crist**, a 6-4, 230-pounder from California who was a Parade All-American last year and one of six finalists for the U.S. Army Player of the Year Award, as well as **Nate Montana** (son of NFL Hall of Famer and former Irish legend Joe) also join the mix this fall.

CLAUSEN CONTINUES TO DEVELOP

- ▶ Sophomore QB **Jimmy Clausen** picked up his 15th career start two weeks ago against North Carolina and ninth straight as the Irish signal caller.

- ▶ Clausen set career-highs in completions (31), attempts (48) and yards (383). The 31 completions are the fourth-most, the 48 attempts are tied for sixth-most and the 383 yards are seventh-most in Notre Dame single-game history.

- ▶ Clausen has bested his career-high in passing yards each of the last three weeks.

- ▶ Clausen has thrown a TD pass in all six games for the Irish this season and eight of the last nine games.

- ▶ Clausen has now thrown 14 touchdown passes this season and 21 in his career.
- ▶ Has registered multi-touchdown passing games seven times over Notre Dame's last nine games.
- ▶ Opened the second-half against North Carolina with an interception on his first pass attempt, the first INT in 132 pass attempts (was returned for a touchdown by North Carolina to bring the Tar Heels within 17-16).
- ▶ The 132 passes without an interception is the second longest in school history by a Notre Dame quarterback (only Brady Quinn's 226 straight passes without an INT during the 2006 season was longer).
- ▶ Eclipsed 200 yards passing for the sixth time in his career (all in the last nine games).
- ▶ Surpassed the 300-yard passing barrier for the second straight week.
- ▶ Has thrown for a total of 730 yards over the last two Notre Dame games (383 against North Carolina and 347 against Stanford).
- ▶ It is the most passing yards by a Notre Dame quarterback in consecutive weeks since Brady Quinn totaled 815 in victories over Washington and Purdue during the 2005 season (468 at Purdue and 327 at Washington).
- ▶ Clausen finished the afternoon against the Tar Heels with a total of five 20+ yard completions to give him 24 for the season. He connected on just 13 through 10 games in 2007.
- ▶ Battling an injury in 2007, Clausen had just six passing plays of over 30 yards in the entire 2007 season. He has 12 already this season through the first six games.
- ▶ Clausen completed a career-high six passes longer than 20 yards against Stanford. The six passes went to five different receivers.
- ▶ Finished the first half 16-of-21 for 221 yards and two touchdowns.
- ▶ Became the first Irish quarterback other than Brady Quinn to eclipse 300 yards passing in a single game since Jarius Jackson threw for 317 against Pittsburgh on Nov. 13, 1999.
- ▶ In fact, he has thrown at least three TD passes three times in 2007 and five times in his career - all over Notre Dame's last nine games.
- ▶ Since sitting out two games to recover mentally and physically in 2007, Clausen has started nine consecutive games for the Irish. He has completed 62.3 percent of his passes for 2,267 yards with 20 touchdowns and helped Notre Dame to a 6-3 record during that stretch.
- ▶ Clausen missed on his first three pass attempts to open the game against Purdue, but connected on the next five straight passes to close the first quarter (extended streak to six early in the second quarter before an incompleteness in the Purdue end zone).
- ▶ Added two more touchdown passes in the third quarter, one to freshman TE **Kyle Rudolph** and another to senior WR **David Grimes**.
- ▶ Clausen has now made 15 career starts for Notre Dame. Here is an interesting look at his noticeable improvement:

	First Seven Starts	Last Seven Starts
Completions	99	154
Attempts	175	251
Completion Percentage	56.6%	61.6%
Passing Yards	830	1,827
Touchdowns	4	14
Interceptions	5	9
Passing Yards Per Game	118.6	261.0
Efficiency Rating	98.2	133.73
Notre Dame's Record	1-6	5-2

▶ Here is a quick comparison of Clausen's sophomore stats (through six games) against the previous top sophomore passing seasons (full) by Notre Dame quarterbacks in school history:

	Jimmy Clausen	Brady Quinn	Ron Powlus
Completions	135	191	124
Attempts	219	353	217
Completion Percentage	61.6%	54.1%	57.1%
Passing Yards	1,631	2,586	1,853
Touchdowns	14	17	12
Interceptions	8	10	7
Passing Yards Per Game	271.8	215.5	185.3
Efficiency Rating	137.99	125.87	140.67

▶ Here is another quick comparison of Clausen's sophomore stats (through six games) against the first six games of senior quarterback Brady Quinn in 2006:

	Jimmy Clausen (2008)	Brady Quinn (2006)
Completions	135	148
Attempts	219	233
Completion Percentage	61.6%	63.5%
Passing Yards	1,631	1,634
Touchdowns	14	16
Interceptions	8	4
Passing Yards Per Game	271.8	272.3
Efficiency Rating	137.99	141.65
Notre Dame's record	4-2	5-1

Notre Dame Football Replay Affiliates

Ill/IN/IA/WIS	Comcast SportsNet Chicago
Chicago	W24AW TV 24
Chicago	W18AT TV 18
Chicago	W54BK TV 54
Atlanta (GA/FLA)	Comcast Sports Southeast
NC/PA/DC/MD	Mid-Atlantic Sports Network
DEL/VA/WVA	Mid-Atlantic Sports Network
Cleveland and Ohio	SportsTime Ohio
Cleveland	WIVM TV & CABLE 52
Sacramento/Bay Area	Comcast SportsNet West
Raleigh	WARZ TV & CABLE 35
Nashville Dropin	WKAG TV 43
Columbus	WIVN TV 29 & CABLE 99
Grand Rapids	WMKG TV & CABLE 40
Louisville	WYCS TV & CABLE 24
Providence (RI&Conn)	Cox Sports
Lexington	WVTNLP TV & CABLE 48
Wichita-Hutchinson	KGPT-TV 49
Roanoke	WDRL TV 24
Roanoke	WYAT TV & CABLE 40
Rochester	WRWB TV 16/TW SpNet
Huntsville	WYAM TV 56 & CABLE 21
South Bend	WCWW
Evansville-Jasper	WJTS TV 27
Youngstown Cable	TJC Cable 99
Bangor (ME)	WBGR TV 33 & Cable 9
Binghamton	WBPN TV 8
Binghamton	WISF TV 15 & CABLE 27
Direct TV-WHT National	DIRECT TV 321

Inside Notre Dame Football Affiliates

New York (NY/NJ/CN/PA)	Sports Net New York
Chicago	W54BK TV 54
Chicago	W18AT TV 18
Chicago	W24AW TV 24
Chicago (IL/IN/IA/WI)	Comcast SportsNet Chicago
Florida	Sun Sports Network
DC/DEL/MD/NC	Mid Atlantic Sports Network
PA/VA/WVA	Mid Atlantic Sports Network
IL/IN/MO/NE/KA/IA	Fox Sports Midwest
New England	New England Sports Network
Cleveland & all Ohio	SportsTime Ohio
Cleveland	WIVM TV & CABLE 52
Pittsburgh (PA,WV,NY,MD,OH)	Fox Sports Pitt
Columbus	WIVN TV 29 & Cable 99
Louisville	WYCS TV & CABLE 24
Providence (RI&Conn)	Cox Cable Sports
Fresno	KNXT-TV
Wichita	KGPT TV49
Roanoke	WDRL TV 24
Roanoke	WYAT TV 40 & Cable 99
Toledo	WMNT-TV
Rochester	WRWB TV 16/Time Warner SportsNet
Shreveport	KSHV TV 45
Huntsville	WYAM TV 56 & CABLE 21
South Bend-Elkhart	WNDU-TV
Evansville-Jasper	WJTS TV 27
103 Youngstown	TJC Cable 99
157 Binghamton	WBPN TV 8
Direct TV WHT-National	DIRECT TV 321
Sky Angel-IPTV-National	
Comcast On-Demand	Notre Dame On-Demand
Worldwide	und.com

- ▶ Clausen posted then career-highs in both completions (24) and attempts (41) against Michigan State. He also threw for 242 yards, then fourth-most in his Irish career.
- ▶ Clausen struggled in the first-half against Michigan State (just 7-of-14 for 79 yards and two INTs), but rebounded with a stellar second-half in which he started 17-of-21 for 163 yards and a touchdown before missing his final six attempts.
- ▶ Clausen tossed a pair of touchdowns in the 35-17 victory over Michigan. Clausen hooked up with fellow sophomores WR **Duval Kamara** and WR **Golden Tate**.
- ▶ The 48-yard touchdown pass to Tate against Michigan was Clausen's longest of his career, but stood for only eight minutes on the game clock.
- ▶ Clausen again connected with Tate for 60 yards to set up another Notre Dame touchdown against the Wolverines.
- ▶ The 60-yard passing play from Clausen to Tate was the fourth-longest passing play under Weis.
- ▶ The 60-yard passing play was the longest for the Irish since Brady Quinn connected with John Carlson for a 62-yard TD reception against Michigan State on Sept. 23, 2006.
- ▶ With Notre Dame trailing 13-7 and 11:55 to go in the fourth quarter in the season opener against San Diego State, Clausen proceeded to complete 8-of-his-final-9 passes for 98 yards and two touchdowns (led Notre Dame on scoring drives of 80 and 55 yards) to secure the come-from-behind victory.
- ▶ Over the final three games of 2007 and the contest with San Diego State, Clausen tossed nine touchdown passes and three interceptions. He completed 78-for-138 (.565) and 873 yards over those four games.
- ▶ Clausen's previous best passing afternoon came against Air Force on Nov. 10, 2007. He completed 22-of-40 for 246 yards and three touchdowns.

RUNNING BACKS

- ▶ One of the deepest positions on the team in terms of talent and versatility is the running back spot. The top three rushers from 2007 all return, featuring styles that complement one another. Those three combined to start 10 games last year and rushed for 1,105 yards and four TDs.
- ▶ Junior **James Aldridge** (30 car., 113 yards, 3.6 avg., one TD) started five games in 2007 and led the Irish with 463 yards on 121 carries. Aldridge did not play in the season opener, but returned to the lineup against Michigan and rushed for 28 yards on nine carries against the Wolverines. He added four carries for 13 yards against Michigan State. Aldridge rushed for a season-high 34 yards and registered a season-high 17 yard carry against Purdue. He had five rushes for nine yards in the victory over Stanford. Aldridge had four carries for 23 yards, including a 15-yard burst. He also added his first career touchdown that gave the Irish a 24-16 lead in the third quarter.
- ▶ Sophomore **Armando Allen** (61 car., 298 yards, 4.9 avg., two TD) showed flashes of his game-breaking speed last year, but he was seldom able to rip off big gains in 2007. Allen's longest run was 15 yards and his longest reception went for 16 yards, however the dual-threat option he presents as a rusher and receiver combined with his elite speed adds another dimension to the Irish backfield.
- ▶ Fellow sophomore **Robert Hughes** (62 car., 194 yards, 3.1 avg., two TDs) burst onto the scene in the final two games last year, featuring a power running game not seen by a Notre Dame player in a number of years. With just 18 carries through the first 10 games, Hughes became the workhorse versus Duke and Stanford by rushing a combined 35 times for 246 yards (7.0 avg.) and two TDs. Hughes became the first freshman running back at Notre Dame to surpass 100 rushing yards in consecutive games since Allen Pinkett in 1982.
- ▶ Returning from a knee injury that sidelined him for most of the 2006 season, senior **Asaph Schwapp** started seven games a year ago and served as the lead fullback in every game. Schwapp was the lead blocker for the aforementioned three running backs and also rushed 12 times in 2007, gaining 14 yards. Schwapp has played in all six games, but has failed to start as Notre Dame has opened most of its games in three, four and even five wideouts.

AR(MAN)DO TO BE RECKONED WITH

- ▶ Sophomore HB **Armando Allen** had 130 all-purpose yards in the loss at North Carolina. He rushed for 60 yards on 11 carries (good for a 5.5 per carry average) and did not have a rush for negative yardage.
- ▶ Allen also added a career-high tying seven receptions. He has equaled his career-high each of the past two weeks.

- ▶ Allen already ranks 10th in Notre Dame single-season history for receptions by a running back with 23. He hauled in 24 last season, which ranks ninth-best. His 47 career catches by a running back is the eighth-most in Irish career history.
- ▶ Allen has eclipsed 130 all-purpose yards in five of Notre Dame's six games.
- ▶ Allen picked up his first career multi-touchdown game against Stanford.
- ▶ Allen recorded his third start of the season, second straight game and seventh of his career against Stanford.
- ▶ The 20-yard reception on Notre Dame's opening drive of first quarter against the Cardinal was the longest of his career.
- ▶ He quickly bested that career-best reception with a 21-yard touchdown pass from sophomore **Jimmy Clausen** to give the Irish a 7-0 lead on Stanford.
- ▶ The touchdown was his first receiving TD of the season and second of his career.
- ▶ Allen added his third touchdown of the season on a three-yard rush to give Notre Dame a 14-7 second-quarter lead over the Cardinal.
- ▶ The touchdown was Allen's third overall and second rushing of the season.
- ▶ Allen now has four career touchdowns.
- ▶ His 61 receiving yards was a career-high (previous high was 35 set last season on Sept. 8, 2007 at Penn State).
- ▶ Allen eclipsed the 150 all-purpose yards against Stanford for the sixth time in his career and fourth time in 2008.
- ▶ Against Purdue, finished with a career-best 134 yards rushing, good for a 7.9 per carry average (the 7.9 per carry average was the highest for a Notre Dame player since Darius Walker averaged 10.2 against Air Force on Nov. 11, 2006)
- ▶ Totaled 247 all-purpose yards (-1 on punt returns, 105 on kick returns, 134 in rushing and nine in receiving)
- ▶ Ripped off a 16-yard rush early in the second quarter against the Boilermakers.
- ▶ Added a career-best 21-yard burst up the middle on the scoring drive to open the second half.
- ▶ Capped the five play, 81 yard drive with a 16-yard touchdown run (the first of his career).
- ▶ Rushed for 45 yards on the drive alone (entered the game with just 71 yards rushing the entire season).
- ▶ Equaled his career-best run with two more 21 yard gallops on Notre Dame's second drive of the second half.
- ▶ Prior to the meeting with Purdue, Allen's longest run was 15 yards, but he had five runs of longer than 15 yards against the Boilermakers.
- ▶ Eclipsed 100 yards against the Boilermakers for the first time in his career (previous career-high was 91 yards against Navy on Nov. 3, 2008)
- ▶ The 247 all-purpose yards against Purdue were the most by an Irish player since Julius Jones had 255 against Pittsburgh in 2003 (rushed for 262 yards).

MOST ALL-PURPOSE YARDS IN SINGLE-GAME HISTORY

	Total	Rush	Rec.	PR	KR	Year (Opponent)
1. Willie Maher	361	107	-	80	174	1923 (Kalamazoo)
2. George Gipp	357	150	-	50	157	1920 (Army)
3. Tim Brown	294	15	126	21	132	1987 (Boston College)
4. Tim Brown	284	19	184	-	81	1986 (Navy)
5. Jim Seymour	276	-	276	-	-	1966 (Purdue)
6. Tim Brown	275	-4	72	150	57	1987 (Michigan State)
7. Raghieb Ismail	268	100	24	-	144	1990 (Miami, Fla.)
8. Vagas Ferguson	263	255	8	-	-	1978 (Georgia Tech)
9. Phil Carter	257	254	3	-	-	1980 (Michigan St.)
10. Julius Jones	255	262	-7	-	-	2003 (Pittsburgh)
-- Armando Allen	247	134	9	-1	105	2008 (Purdue)

- ▶ He had 198 all-purpose yards, including eight on the ground, 20 in the air, 147 on kickoff returns, including a career-best 53-yard return, and 23 on punt returns in the loss at Michigan State. Allen recorded 158 in the season opener against San Diego State. He registered 59 yards on the ground, 18 in the air, 46 in kickoff returns and another 35 on punt returns.
- ▶ Allen totaled 1,176 all-purpose yards in 2007. He led Notre Dame with six receptions against Penn State and returned three kicks for 67 yards. Allen registered 110 all-purpose yards in his first career game with Notre Dame versus Georgia Tech. Allen recorded 84 kick return yards on five tries and 25 yards rushing on three carries. He also added a reception for one yard.

THOSE AREN'T BOOS, THEY'RE HUGHES

► Sophomore HB **Robert Hughes** finished 2007 with 294 yards rushing on 53 carries and four touchdowns. He totaled 246 of those yards on 35 carries over the season's final two games. Hughes became the first Notre Dame freshman tailback to eclipse 100 yards rushing in consecutive weeks since Allen Pinkett during the 1982 season. Pinkett rushed for 129 yards against Navy (Oct. 30) and 112 yards against Pittsburgh (Nov. 6).

► Hughes leads the Irish in carries (62) and rushing touchdowns (tied, 2).

► Hughes had only four rushes for 12 yards at North Carolina, as the Irish spent most of the afternoon in three, four and five wideout sets.

► Hughes totaled 26 yards rushing on nine carries in the 38-21 rout of Purdue.

► Hughes registered a well-earned 79 yards on 19 carries in the 35-17 victory over Michigan.

► The Wolverines were allowing just 1.1 yards on the ground per rush and just over 30 total yards per game, but Hughes averaged 4.2 yards per carry.

► Hughes registered his fifth career touchdown giving the Irish a 7-0 lead over the Wolverines at 11:52 of the first quarter.

► Hughes added his second rushing touchdown of 2007 and sixth of his career to give Notre Dame a 28-10 lead with 8:47 to go in second quarter.

► Hughes opened the season against San Diego State with 54 yards on 17 carries.

NOTRE DAME RUNNING ATTACK AWAKENS

The Irish entered the Purdue game with 234 yards rushing over their first three games of the season combined (ranked 111th in the nation at 78.00 per game). Notre Dame racked up 201 yards on 40 carries against the Boilermakers. The 201 yards rushing were the most for the Irish since the rushing attack picked up 220 against Duke on November 17, 2007 at Notre Dame Stadium.

WIDE RECEIVERS

► The entire wide receiver group returns in 2008 as the Irish look to return to the aerial assault applied in 2005 and 2006. Six receivers combined to catch 117 passes for 1,252 yards with eight TDs in 2007 — and the two leading receivers were a sophomore and a freshman.

► Senior tri-captain **David Grimes** (21 rec., 182 yards, 8.7 avg., two TDs) is the veteran leader of the bunch. Grimes, who did not see the field against Michigan State, is one of two players outside of the freshman or sophomore class to score a touchdown this season. He returned to the lineup against Purdue with four receptions for 65 yards, including a 30-yard score. Grimes had a season-high seven catches for 60 yards, including a 23-yard grab against Stanford.

► Junior **Robby Parris** (5 rec., 22 yards, 4.4 avg.) tallied the most receiving yards by an Irish wide receiver last year (361) and had the highest average yards per reception total (12.4) among receivers with at least 10 receptions. Parris started four games in 2007 and flashed his big-play potential as he led the team with eight receptions of at least 20 yards and recorded over 90 yards receiving in two games (93 yards at Purdue, 94 yards vs. Boston College),

**2008 Notre Dame Football
Media Information (Washington week only)**

Interview requests and media access for the 2008 Notre Dame football team are administered by lead football contact Brian Hardin and assistant football contact Michael Bertsch.

CONTACT INFORMATION

Brian Hardinbhardin2@nd.edu	Michael Bertschmbertscl@nd.edu
Office: (574) 631-9471	Office: (574) 631-8642
Cell: (574) 532-4134	Cell: (574) 532-4154

NOTRE DAME FOOTBALL WEEKLY MEDIA INFORMATION

Charlie Weis Teleconferences: Coach Weis will be available for two teleconferences each week of the season. (Media looking for the teleconference number should contact Brian Hardin)

SUNDAY - 4:00-4:30 p.m. ET

- Guglielmino Athletics Complex auditorium
- This teleconference will function as a look back at the previous Saturday's game.

TUESDAY - 12:00 noon-12:45 p.m. ET

- Guglielmino Athletics Complex auditorium
- This teleconference will function as a look ahead at the upcoming weekend's opponent and other football-related issues.
- Satellite coordinates: Galaxy 28C, Transponder 12, Downlink Freq: 3940.000 MHz – Horizontal (Available from 11:45 a.m. to 12:45 p.m. ET)

THURSDAY - 3:30 p.m. ET

- Guglielmino Athletics Complex auditorium

For accredited members of the media who want to attend the weekly press conference, contact Brian Hardin or Michael Bertsch for more information. The Guglielmino Athletics Complex is located on the east side of campus, behind the Joyce Center and the Rolfs Recreation Center and just north of LaBarr Practice Fields.

The Guglielmino Athletics Complex auditorium can be accessed through "The Gug's" main entrance, which is located on the west side of the building (facing the Rolfs Recreation Center and main campus).

Both teleconferences will be broadcast live (audio & video) and archived for future use on www.und.com each week. A full transcript from each teleconference will be posted as well on the website as soon as possible.

Notre Dame Captains Teleconferences: The three Irish captains and sophomore starting QB Jimmy Clausen will be available over two teleconferences each week of the season.

WEDNESDAY - 10:15 a.m. ET

- Jimmy Clausen, David Grimes

THURSDAY - 12:15 p.m. ET

- David Bruton, Maurice Crum

PLAYER/ASSISTANT COACH POST-PRACTICE INTERVIEWS

Notre Dame player interviews are available on a rotating schedule during the week.

Tuesday: Available by request-Offensive players (not including Grimes, Clausen), Offensive Coaches; **Wednesday:** Available by request-Defensive players (not including Bruton, Crum Jr.), Defensive Coaches; **Thursday:** Available by request-Special Teams players, Brian Polian. Coach Weis will also address the media following Thursday's practice.

There is no availability for players or coaches on Monday and Friday of each game week.

NOTE - All requests for player and coordinator interviews should be sent to Brian Hardin. A detailed description of the subject matter for the interview needs to be included. Requests are due at 10:00 a.m. each day of practice. Freshmen are not available with the exception of the bye week.

PRACTICE ACCESS & POST-PRACTICE INTERVIEW LOCATION

The first 20 minutes of each practice (during the season) on Tuesday, Wednesday and Thursday are open to the media for viewing. This is generally from 2:15-2:35 p.m. ET.

Post-practice interviews will take place in the Guglielmino Athletics Complex auditorium.

OFFICIAL NOTRE DAME FOOTBALL RADIO SHOW

The weekly show will be held at Villa Maeri in Mishawaka. The show will air live on NewsTalk 960 WSBT-AM Mondays from 7:00 - 8:00 p.m. Jack Nolan will host the show along with former Irish All-American Reggie Brooks. Air dates: Sept. 2 (Tuesday), 8, 15, 22, 29; Oct. 6, 20, 27; Nov. 3, 10, 17, 24. The show is a cooperative venture between Notre Dame Sports Properties, the Notre Dame athletic department and WSBT. The show can also be heard on www.und.com.

INSIDE NOTRE DAME FOOTBALL WITH CHARLIE WEIS (TELEVISION SHOW)

Taped on Sunday nights, Inside Notre Dame Football will feature a recap of the week's contest, Notre Dame player features and more. The show can be seen locally Sunday evenings on WNDU-TV following the late local news. It will also re-air on WNDU-TV the following Saturday morning at 6:30 a.m. as well as 90 minutes prior to kickoff of Notre Dame home games. All shows can also be viewed on www.und.com beginning on Monday of each week.

All Times Eastern

but has battled an injury through the preseason is still looking to regain top form.

► Following a strong freshman season that saw him named an honorable mention freshman All-American by *The Sporting News*, sophomore **Duval Kamara** (9 rec., 103 yards, 11.4 avg., 1 TD) looks to grow the connection forged with quarterback **Jimmy Clausen**. Kamara set the Irish freshman record for most receptions (32) by a first-year wide receiver (breaking Tim Brown's school record of 28) and also set the Notre Dame record for most TD receptions by a freshman (4). Kamara registered a catch in each of the first six games for Notre Dame, including a 10-yard touchdown against Michigan to give the Irish a 14-0 first quarter lead, but was limited to just a single reception in each of the first five games for Notre Dame. Kamara broke out of his early-season slump with a season-high five receptions for 58 yards against North Carolina.

► Notre Dame has also seen the emergence of sophomore **Golden Tate** (28 rec., 518 yards, 18.5 avg., 4 TDs). The Hendersonville, Tenn., native showed flashes of brilliance in 2007 (four of his six receptions exceeded 20 yards), highlighted by his three catches, 104 yards and one touchdown performance against Purdue. Tate has already exceeded his entire reception output from a year ago and leads the Irish in receptions and receiving yards. He has hauled in passes of 30, 30, 30, 38, 38, 45, 47 and 60 yards over the first six games. Tate is 29th in the NCAA in receiving yards per game (86.33), t-83rd in receptions per game (4.67) and only two other WRs in the nation (with at least 4.6 receptions per game) have a higher average per catch than Tate's 18.5.

► Freshman **Michael Floyd** was the Gatorade Player of the Year in Minnesota as a junior and a senior and was a USA Today first-team All-American. The rookie picked up his first career start against Michigan and not only became the first Irish freshman to register a TD catch in a season opener (San Diego State), but also became the first freshman to register Notre Dame's first points of a season by touchdown. Floyd has 27 receptions for 426 yards on the season. He set a new freshman record with seven receptions against Michigan State. Floyd led Notre Dame with 86 receiving yards, including a 26-yard touchdown. He recorded his first career 100 yard receiving game against Purdue. He hauled in six passes for 100 yards, including a 38-yard pass play from sophomore QB **Jimmy Clausen**.

MICHAEL FLOYD: ANOTHER BRICK IN IRISH RECEIVING WALL

► Freshman WR **Michael Floyd** has already made a name for himself for the Irish.

► Floyd recorded his fifth consecutive start against North Carolina.

► Hauled in a seven-yard touchdown reception from sophomore QB **Jimmy Clausen** with 0:52 left in the opening half to give the Irish a 17-6 lead.

► The touchdown catch was his fourth of the season, which ties the Notre Dame record for TD receptions by a freshman (sophomore WR **Duval Kamara** had four in 2007).

► Fell seven receiving yards short of becoming the first Irish freshman to ever eclipse 100 yards receiving in three consecutive games.

► Floyd picked up his third career receiving touchdown on a 48-yard pass from sophomore **Jimmy Clausen** against Stanford.

► The 48-yard catch was the longest of his career.

► Eclipsed 100 yards receiving for the second time in his career and second straight week.

► Became the first Notre Dame wideout to eclipse 100 yards in consecutive weeks since Jeff Samardzija on Nov. 4 (North Carolina) and Nov. 11 (Air Force) of 2006.

► Became the first Irish freshman wide receiver with consecutive 100 yard receiving games since Joe Howard on Oct. 31 (Navy) and Nov. 7 (Georgia Tech) of 1981 -- just the second ever to accomplish the feat.

► Floyd is the fourth different freshmen in the last 20 years whose first career catch was a touchdown. The others were Raghbi "Rocket" Ismail and Derek Brown in 1988, and Derrick Mayes in 1992 -- mighty impressive company for Floyd to join.

► Registered a 38-yard reception on Notre Dame's six-play, 65-yard scoring drive that tied the score, 14-14, late in the first half against Purdue.

► Had five catches for 93 yards in the first half alone against the Boilermakers.

► Finished the contest with six catches for 100 yards, making him only the second Irish freshman to have at least 100 receiving yards since Derrick Mayes in 1992 against Pittsburgh.

► The Boilermakers were the victims the most recent time it happened when sophomore WR **Golden Tate** had 104 yards on three catches with one touchdown in West Lafayette in 2007.

► Floyd's seven receptions for 86 yards in the loss at Michigan State were are a single-game record by a Notre Dame freshman, breaking the six **Duval Kamara** had last year at Purdue (68 yards) and Stanford (93 yards), and the six running back **Armando Allen** had (for 38 yards) in 2007 at Penn State.

► Floyd is having one of the top receiving seasons by any freshman across the country in NCAA FBS.

RECEPTIONS PER GAME (TRUE FRESHMEN)

Name, School	Rec.	Yds	Avg.	TD	Rec./G
DeAndre Brown, Southern Miss.	38	637	16.76	7	5.43
A.J. Green, Georgia	36	573	15.92	4	5.14
Kendal Wright, Baylor	33	413	12.52	3	4.71
*Michael Floyd, Notre Dame	27	426	15.78	4	4.50
Martavious Odoms, Michigan	26	287	11.04	0	4.33

**The stats for Floyd and Odoms have come in six games (the others have played seven).*

RECEIVING YARDS PER GAME (TRUE FRESHMAN)

Name, School	Rec.	Yds	Avg.	TD	Avg./G
DeAndre Brown, Southern Miss	38	637	16.76	7	91.00
A.J. Green, Georgia	36	573	15.92	4	81.86
Michael Floyd, Notre Dame	27	426	15.78	4	71.00
T.Y. Hilton, Florida International	17	482	28.35	4	68.86
Malcolm Beyah, MTSU	24	447	18.63	5	63.86
Kendal Wright, Baylor	33	413	12.52	3	59.00

► Freshman WR **Michael Floyd** is on pace to shatter rookie receiving marks in receptions, receiving yards and touchdowns.

Player (Year)	Rec.	Yds.	Avg.	TD
^Michael Floyd (2008)	54	852	15.77	8
Duval Kamara (2007)	*32	357	11.2	*4
Tony Hunter (1979)	27	*690	25.6	2

^projected numbers over 12-game regular season

**previous Notre Dame rookie single-season records*

► Here is a look at how Floyd's freshman season could rate against the rookie campaigns of Notre Dame's top five all-time leaders in career receptions (does not include Tom Gatewood [1968] or Jim Seymour [1965], who were not eligible to play as freshman).

Player (Year)	Rec.	Yds.	Avg.	TD
^Michael Floyd (2008)	54	852	15.8	8
Jeff Samardzija (2003)	7	53	7.6	0
Rhema McKnight (2002)	9	91	10.1	0
Tim Brown (1984)	28	340	12.1	1
Maurice Stovall (2002)	18	312	17.3	3
Derrick Mayes (1992)	10	272	27.2	3

^projected numbers over 12-game regular season

► Floyd was widely considered one of the top three freshman wide receivers entering the 2008 season, along with Julio Jones of Alabama and A.J. Green of Georgia. Floyd more than represents himself when compared to the other freshman phenoms.

Player	Rec.	Yds.	Avg.	Rec./G	Yds./G	TD
*Michael Floyd, Notre Dame	27	426	15.8	4.5	71.0	4
Julio Jones, Alabama	22	341	15.5	3.1	48.7	4
A.J. Green, Georgia	36	573	15.9	5.1	81.9	4

**Floyd has only played in six games, while both Jones and Green have seen action in seven.*

► Floyd recorded a career-high seven receptions at Michigan State.

► Added his second career touchdown reception (a 26-yard pass play from Clausen with 14:51 to go in the fourth quarter) against the Spartans.

► Registered four catches that gave the Irish a first down.

► Those seven receptions were the most by an Irish receiver since Jeff Samardzija had eight against LSU in the 2007 Sugar Bowl

► The seven receptions are also the most ever by a Notre Dame fresh-

man receiver (most by a freshman at any position as well). The previous school record by an Irish rookie was six set last season on two different occasions by sophomore WR **Duval Kamara**.

Player (Year)	Rec.	Yds.	Avg.	TD
Michael Floyd (at MSU, 9.20.08)	7	86	12.3	1
Duval Kamara (at Purdue, 9.29.07)	6	68	11.3	1
Duval Kamara (at Stanford, 11.24.07)	6	93	15.5	0

FOLLOW THE GOLDEN RULE

- ▶ Sophomore WR **Golden Tate** has blossomed into one of the most improved wide receivers in the country.
- ▶ Tate ranks 29th in the NCAA FBS in receiving yards per game (86.33) and t-83rd in receptions per game (4.67).
- ▶ Among players with at least 4.67 receptions per game, Tate ranks third in the NCAA FBS with a 18.5 per reception average.

YARDS PER RECEPTION (BY PLAYERS AVERAGING 4.67 REC./GAME)

Name, School	Rec.	Yds	Rec./G	Avg./Rec.
Aldrick Robinson, SMU	46	909	5.75	19.76
Brandon Banks, Kansas St.	34	668	4.86	19.65
Golden Tate, Notre Dame	28	518	4.67	18.50
Dez Bryant, Oklahoma St.	45	809	6.43	17.98
Rashaun Greer, Colorado St.	36	637	5.14	17.69

- ▶ Recorded his fourth touchdown reception of the season and fifth of his career on a 19-yard strike from sophomore **Jimmy Clausen** to give the Irish a 7-0 lead at 10:27 of the first quarter against North Carolina.
- ▶ Hauled in a 47 yard reception late in the second quarter against the Tar Heels to set up a first-down and goal situation.
- ▶ The 47-yard reception was Tate's seventh this season of over 30 yards (added an eighth on Notre Dame's final drive of the game). That number exceeds the total by the entire Irish receiving corp in 2007 (three).
- ▶ Finished the afternoon with five catches for 121 yards.
- ▶ Eclipsed 100 yards receiving for the second time in 2008 and third time in his career.
- ▶ Tate hauled in his third TD reception of the year in the rout of Purdue.
- ▶ Finished with five receptions for 64 yards (12.8 yards per catch), including a 38-yard grab against the Boilermakers.
- ▶ Tate has 518 yards receiving on 28 catches through six games. Here is how Tate compares through six games to the five previous top single seasons in receiving.

Player (Year)	Rec.	Yds.	Avg.	TD
Tom Gatewood (1970)	43	754	17.5	7
Jack Snow (1964)	41	741	18.1	7
Jeff Samardzija (2005)	34	598	17.6	9
Golden Tate (2008)	28	518	18.5	4
Maurice Stovall (2005)	28	453	16.2	2
Jeff Samardzija (2006)	34	369	10.9	5

- ▶ Tate is on pace to eclipse 1,000 receiving yards in the regular season, but could challenge Jeff Samardzija's school record 1,249 yards in 2005 with a 13th game.

Player (Year)	Rec.	Yds.	Avg.	TD
Jeff Samardzija (2005)	77	1,249	16.2	15
Maurice Stovall (2005)	69	1,149	16.7	11
Tom Gatewood (1970)	77	1,123	14.6	7
*Golden Tate (2008)	61	1,122	18.4	9
Jack Snow (1964)	60	1,114	18.6	9
Jeff Samardzija (2006)	78	1,017	13.0	12

* projected over 13 games

- ▶ Recorded Notre Dame's longest rush of the season with his 24-yard scamper on a reverse midway through the first quarter (also gave the Irish their initial first down of the afternoon) against Michigan State.
- ▶ Finished the afternoon against the Spartans with five receptions for 83 yards - marking the third straight game with at least 80 yards receiving.
- ▶ Registered four catches that gave the Irish a first down.
- ▶ Tate flashed glimpses of his athletic ability in 2007. Tate had three receptions for 104 and a touchdown against Purdue and not only became the first freshman to catch a touchdown pass since Maurice

Stovall (2002 against Rutgers), but also became the first Notre Dame freshman to surpass 100 yards receiving in a game since Derrick Mayes (100 yards on two catches) against Pittsburgh on Oct. 10, 1992.

- ▶ Tate only managed three receptions the rest of the season, but exploded onto the scene in the season-opener against San Diego State. He hauled in six catches for 93 yards, including a 38-yard touchdown pass to give the Irish a 14-13 fourth-quarter lead.
- ▶ Tate continued his development in the victory over Michigan. The speedster hauled in four passes for 127 yards, including a 48-yard TD strike from fellow sophomore **Jimmy Clausen**.
- ▶ The 60-yard reception against the Wolverines was Tate's longest of his career, but for only eight minutes on the game clock.
- ▶ Tate hauled in a slant pattern and raced 60 yards to set up another Notre Dame touchdown.
- ▶ The 48-yard reception was the longest for the Irish since John Carlson hauled in a 62-yard TD grab against Michigan State on Sept. 23, 2006.
- ▶ Tate eclipsed 100 yards receiving for the second time in his career against the Wolverines.
- ▶ Tate registered 116 yards on three catches in the first half, besting his previous career high of 104 yards against Purdue on Sept. 29, 2007.
- ▶ Tate's 31.8 per catch average (minimum three receptions) was the second-highest single-game average by a receiver in the Weis era.
- ▶ Tate has the best single-game average of 34.7 (3-104) set against Purdue last season.

CHECK OUT THAT SHINY KAMARA

- ▶ Sophomore WR **Duval Kamara** finished 2007 with 32 receptions for 357 yards and four touchdowns. He set a pair of Notre Dame rookie receiving single-season records in 2007. Kamara's 32 receptions are the most ever by an Irish receiver, breaking the previous mark of 28 held by eventual Heisman Trophy winner Tim Brown in 1984. His four receiving touchdowns are also the most ever by a Notre Dame freshman.
- ▶ After struggling in the season opener against San Diego State (one INT slipped through his hands), Kamara recorded his first TD reception of the season and fifth of his career to give Notre Dame a 14-0 lead at 11:00 of the first quarter against Michigan.
- ▶ Nagging injury has hindered him to five receptions this season.
- ▶ Entered the North Carolina game with four receptions, added a fifth in the first half, but hauled in three alone on Notre Dame's initial scoring drive of the third quarter (two of the three catches went for first downs, including a 18-yard reception on a 3rd and 16 play).
- ▶ Finished the afternoon against the Tar Heels with five receptions (more than he had in the previous five games combined) for 58 yards (also more than he had totaled over the previous five games).

TIGHT ENDS

The Irish figured to struggle to find an immediate replacement for John Carlson, one of the most prolific tight ends in school history. Carlson started each of the last 23 games in which he appeared and recorded the second-most receptions (100) and third-most receiving yards (1,093) for a career by a Notre Dame tight end. Sophomore **Mike Ragone**, a former high school All-American, was the initial odds on favorite to replace Carlson after playing in 11 games as a freshman in 2007, but was lost for the season with a torn ACL. Junior **Will Yeatman** has played in 28 games in his career, starting six contests as a second tight end (including each of the first three in 2008), but will miss the remainder of the season. He has eight career receptions for 39 yards (six of which came in 2007). Freshman **Kyle Rudolph** has exploded onto the scene. A USA Today first-team All-American and considered by most recruiting sites as the top tight end in the nation, Rudolph has started all six games this season and became the first Notre Dame rookie tight end to ever start a season opener. He hauled in two catches for 29 yards, including an 18-yard reception against Michigan State. Rudolph recorded single-game highs in both receptions (5) and receiving yards (70) against Stanford. Rudolph also added his second career touchdown reception and a career-best 24-yard grab against the Cardinals.

RUDOLPH THE PASS CATCHING TIGHT END

► Here is how Rudolph's season compares to three other outstanding Notre Dame rookies tight ends (Brown and McAfee each were named first team All-Americans later in their career).

Player (Year)	Rec.	Yds.	Avg.	TD
Kyle Rudolph (2008)	14	166	11.9	2
Derek Brown (1988)	12	150	12.5	3
Dean Masztak (1978)	13	236	18.2	0
Ken McAfee (1974)	14	146	10.4	1
*Kyle Rudolph (2008)	28	332	11.9	4

**projected over 12 games*

► Rudolph became the first Irish freshman tight end to record a touchdown reception in 11 years in the victory over Purdue. Jabari Holloway was the last Notre Dame tight end to do so in a 33-15 loss at Stanford in 1997. He broke the drought with his five-yard grab of a **Jimmy Clausen** pass in the third quarter as the Irish extended their lead to 28-14 over the Boilermakers.

► Rudolph is the first Notre Dame rookie tight end to haul in touchdown passes in consecutive weeks (Purdue and Stanford) since Derek Brown did during the 1988 season. Ironically enough, Brown also did it in victories over both Purdue and Stanford.

IRISH DEFENSE

DEFENSIVE LINE

It is nearly impossible to replace the 2007 production of Trevor Laws. Not only did he lead the entire nation for tackles by a defensive lineman (112 tackles, 9.3 tackles/game), but he also recorded the second-most tackles ever by an Irish defensive lineman. No one individual on the Irish roster will come close to duplicating the performance by the 2007 Notre Dame MVP, but the vacancy he created at the position could be filled by a combination of players.

Senior **Justin Brown** returns for his fifth year at Notre Dame after setting individual career highs in almost every statistical category last year. The senior member of the defensive line, Brown has started four games in 2008 with 11 tackles and three for loss (two of which came in the victory over Michigan).

Senior **Pat Kuntz** started the first 10 games of 2007 at nose tackle and recorded 42 tackles including 2.5 tackles for loss. He also tied for team-high honors with nine passes broken up, the most by any defensive lineman in the nation a year ago. After failing to register a tackle in the season opener, Kuntz came back with three solo stops, including one for loss against Michigan. He recorded a season-high six stops against Purdue. Kuntz had his best game of 2008 in the victory over Stanford. He finished the afternoon with three tackles, 2.0 sacks, 2.0 tackles for loss, an interception (the first of his career), a fumble recovery and a pass breakup.

Sophomore **Ian Williams** started the final two games of the season at nose tackle, but he was a valuable reserve in the first 10 contests as he totaled 45 tackles, sixth-most on the team. It was the third-most tackles by an Irish freshman defensive lineman in school history and he earned freshman All-America honors from the Football Writers Association of America. Williams had one solo tackle over the first two games of the season, but regained his form with six stops against Michigan State.

WHO SAYS KUNTZ IS UNDERSIZED?

► Senior **Pat Kuntz** entered the 2007 season without a single start and just 11 tackles in 21 career games. Kuntz excelled in Notre Dame's new 3-4 defensive scheme last season and has adapted to a move from nose tackle to defensive end this season.

Kuntz had three tackles, including a sack, in the defeat at North Carolina.

Kuntz ranks tied for 69th in the NCAA FBS in sacks per game (0.50).

In fact, all three of his sacks have come over Notre Dame's last two games.

► Kuntz had his best game of 2008 last week in the victory over Stanford. He finished with three tackles, 2.0 sacks, 2.0 tackles for loss, an interception (the first of his career), a fumble recovery and a pass breakup

► Kuntz totaled a season-high six tackles, including three solo stops, in the victory over Purdue.

► Kuntz did not record a tackle in the season-opening victory over San Diego State, but finished with three solo tackles against Michigan, including one for loss.

► Kuntz possesses a tremendous motor and work ethic and displayed an uncanny ability to knock down passes at the line of scrimmage.

► Despite missing the final two games of 2007 to injury, Kuntz started 10 games, totaled 53 career tackles with three tackles for loss, 0.5 sacks, nine pass break-ups and one fumble recovery.

► Kuntz led all defensive linemen in the NCAA FBS in 2007 with nine pass break-ups last year and tied for the team-high honors.

Name, School	PBU	INT	PD
Pat Kuntz, Notre Dame	9	0	9
Phillip Hunt, Houston	8	1	9
Tyson Jackson, LSU	8	0	8

► Kuntz has played in 36 career games with 15 career starts (10 in 2007).

► Kuntz was on pace to surpass the school record for pass break-ups in a single-season a year ago. Of those players that have broken up 10 or more passes in a single season, he would have been just the second non-defensive back on the list (David Martin, 1966).

Passes Broken Up — Season

1.	Clarence Ellis	13 (1969)
2.	Dave Waymer	12 (1978)
3.	Tom Schoen	11 (1967)
	Luther Bradley	11 (1973)
	Clarence Ellis	11 (1970)
6.	Tim Rudnick	10 (1973)
	Dennis Phillips	10 (1963)
	Tony Carey	10 (1964)
	Tom Longo	10 (1964)
	*David Martin	10 (1966)
	Thomas O'Leary	10 (1966)
	Ralph Stepaniak	10 (1969)

* indicates non-defensive backs

► Kuntz ranked 58th in the nation in passes broken up and just outside the top 100 in the nation in passes defended a year ago.

LINEBACKERS

Three starters return while two other linebackers have starting experience, as the linebackers group possesses the leader of the defense as well as upstart talent which helped make the Irish defense so improved last year. A staple of Notre Dame's linebacker corps the last three seasons, tri-captain **Maurice Crum Jr.** returns for a fifth year and is the indisputable leader of the defense. He has started all 43 games that Notre Dame has played the past four years. Crum notched 84 of those stops in 2007 and enters this weekend with 275 career tackles, needing 21 more tackles to enter Notre Dame's top-10 list for career stops. Crum ranks tied for third on the Irish with 34 tackles in 2008. He has 2.5 TFLs and 1.0 sack of the season for the Irish.

Junior **John Ryan** is one of the more versatile members of the Irish defense, as he posted eight starts as an outside linebacker in 2007 and two starts at defensive end last year. He has just six tackles this season, but has added a pair of pass break-ups, two quarterback hurries and a fumble recovery.

Two freshmen burst onto the scene in 2007 and made significant contributions to Notre Dame's defense. **Kerry Neal** and **Brian Smith** each started as outside linebackers during their rookie seasons and both now serve as sophomore starters. Neal has picked up 10 tackles (three each against San Diego State and Michigan), 2.0 for loss and his first career interception against the Aztecs. Smith is tied for third on the squad with 34 tackles, 3.0 for loss, 1.0 sack, two fumble recoveries, one forced fumble, one pass breakup and three quarterback hurries. He ranks tied for eighth in the nation in fumble recoveries.

CRUMBLING THE COMPETITION

► Senior LB **Maurice Crum, Jr.**, totaled 100 tackles in 2006 to lead Notre Dame. Crum was the first Irish player to eclipse the 100 tackle mark since Courtney Watson had 117 in 2003.

► Crum, Jr. picked up his 43rd consecutive start in the loss at North Carolina.

- ▶ His 43 consecutive starts are the longest streak on the team and seventh-longest among current NCAA FBS players
- ▶ Has started every game of his career and all 43 games for the Irish over the past four seasons
- ▶ Only six players enter this weekend with a longer active starting streak than Crum, Jr.'s 43.

2008 Active FBS Consecutive Starts

46	Andrew Hartline, OL, Central Michigan
46	Andrew Gardner, OL, Georgia Tech
45	Dallas Reynolds, OL, BYU
45	Matt Kroul, DL, Iowa
44	Kenneth Fontenette, S, Houston
44	Clint Sintim, LB, Virginia
43	Maurice Crum, LB, Notre Dame
43	Pat Brown, OL, UCF
43	Dan Gerberry, OL, Ball State
43	Jervonte Jackson, DL, Florida Atlantic
43	Ryan McDonald, OL, Illinois
43	Robbie Felix, OL, UTEP

- ▶ Crum, Jr. is the 17th player in Notre Dame football history to be named captain consecutive years.
- ▶ Crum, Jr. has 275 career stops, needing just 21 tackles to enter Notre Dame's top-10 list for career stops.

Tackles - Career

1.	Bob Crable	521 (1978-81)
2.	Bob Golic	479 (1975-78)
3.	Steve Heimkreiter	398 (1975-78)
4.	Bob Olson	369 (1967-69)
5.	Tony Furjanic	361 (1982-85)
6.	Mike Kovaleski	353 (1983-86)
7.	Ross Browner	340 (1973, 1975-77)
8.	Tom Zbikowski	300 (2004-07)
9.	Brandon Hoyte	297 (2002-05)
10.	Greg Collins	295 (1972-74)
--	Maurice Crum, Jr.	275 (2005-)

NCAA FBS Active Career Tackles Leaders

1.	Daniel Holtzclaw, Eastern Michigan	406
2.	Solomon Elimimian, Hawaii	363
3.	Courtney Greene, Rutgers	348
4.	Patrick Chung, Oregon	338
5.	Gerald McRath, Southern Miss.	331
6.	Russell Allen, San Diego State	328
7.	James Laurinaitis, Ohio State	323
8.	Bryant Haines, Ball State	300
9.	Kevin Grant, Akron	295
10.	Clayton Mullins, Miami (Ohio)	294
t-17.	Maurice Crum, Notre Dame	275

- ▶ Crum, Jr. also ranks tied for 15th among active players in NCAA FBS with 144 assisted tackles.
- ▶ Crum, Jr. had five tackles, including his first pass breakup of the season at North Carolina.
- ▶ Crum, Jr. registered four tackles in the victory over Stanford.
- ▶ Crum, Jr. finished the game against Purdue with six tackles.
- ▶ Crum, Jr. had six tackles, one for loss, including a sack in the season opening victory over San Diego State.
- ▶ Crum, Jr. registered five tackles with another 0.5 tackle for loss in the rout of Michigan.
- ▶ Crum, Jr. had eight tackles, four solo, including a tackle for loss last week against Michigan State.
- ▶ Crum, Jr. finished his career with 36 tackles in four games against the Spartans.
- ▶ Crum, Jr. followed up that effort with a 84 tackle season in 2007 despite battling injuries throughout much of the season.
- ▶ Crum, Jr. holds Notre Dame's longest active streak in consecutive games played and started (both 43).
- ▶ Crum, Jr. started at outside linebacker as a sophomore, middle linebacker as a junior (both in a 4-3 scheme) and inside linebacker as a senior (in a 3-4 scheme).

- ▶ Crum, Jr. named an honorable mention '08 preseason All-American by *The Sporting News*.
- ▶ Crum, Jr. selected to the '08 Nagurski Trophy Watch List (defensive player of the year) and Lott Award Watch List.
- ▶ Crum, Jr. rated the No. 11 inside linebacker by Phil Steele for '08 and the 11th-best outside linebacker by *Lindy's*.
- ▶ Crum, Jr. named to '08 Chuck Bednarik Award Watch List.
- ▶ Crum, Jr. ranked tied for 28th in the NCAA in 2007 with the three forced fumbles.
- ▶ In 2007, Crum, Jr. added 4.5 tackles for loss, one sack, two interceptions, four passes broken up, and two fumble recoveries.
- ▶ Crum, Jr. was responsible for five turnovers as he intercepted two passes, forced a fumble (that was recovered by a teammate) and recovered two fumbles that he forced.
- ▶ Crum, Jr. received national Defensive Player of the Week award from the Walter Camp Foundation following his performance at UCLA.
- ▶ Crum, Jr. scored first career touchdown when he returned a fumble he forced and returned 35 yards for a score at UCLA.
- ▶ Crum, Jr. became the first Irish player to ever record a pair of forced fumbles, two fumble recoveries and two interceptions in the same game.
- ▶ Crum, Jr. also set a single-game school record with four turnovers forced at UCLA.

SMITH, BRIAN SMITH ... INSIDE LINEBACKER

- ▶ Notre Dame sophomore LB **Brian Smith** ranks tied for third on the Irish with 35 tackles.
- ▶ Smith has also registered 3.0 tackles for loss, 1.0 sack, two fumble recoveries, one forced fumble, one pass breakup and three quarterback hurries.
- ▶ Smith ranks tied for eighth in the nation in fumble recoveries.
- ▶ Smith had three tackles and a quarterback hurry in the loss at North Carolina.
- ▶ Smith recorded six tackles, three solo, one tackle for loss and one sack, as well as a quarterback hurry, in the victory over Stanford.
- ▶ Smith registered a career-best 10 tackles, including one for loss, and a forced fumble against Michigan State.
- ▶ Smith has started all six games for the Irish, but just once at inside linebacker (Michigan State) as Notre Dame failed to open in nickel for the first time in 2008.
- ▶ Smith is the first sophomore LB to post 10 or more tackles in a single game since Maurice Crum, Jr. had 11 against Navy on Oct. 28, 2006.

DEFENSIVE BACKFIELD

The most improved area on the entire team last year was the play by the Irish secondary. Two of the four starters return from the group that recorded the second-best pass defense in the nation. Notre Dame allowed almost 42 fewer passing yards per game and the passing efficiency of opposing quarterbacks improved from 90th in 2006 to 22nd last year.

Senior **David Bruton** was a major contributor to the success of the Irish secondary in his first season as starter at free safety. The 6-2, 207-pounder proved to be a tremendous addition as he ranked third on the team with 85 tackles and added three interceptions. Bruton recorded at least nine tackles in five games and is the top returning tackler from 2007.

Senior **Terrail Lambert** returns for his fifth season and is the most veteran member of the defensive backs. Lambert has started 28 consecutive games at cornerback and has intercepted four passes while totaling 99 tackles over the last three campaigns. Only Crum has started more games on the Irish defense, and no player has played in more games than Lambert over the past three years. Lambert has 25 tackles (15 solo stops) and two pass breakups so far in 2008.

Junior **Raeshon McNeil** has secured the other starting cornerback spot. McNeil has played in 26 games for the Irish and has been used as an extra cornerback and also as an extra safety. He made his seventh career start against North Carolina and leads Notre Dame with four pass breakups, including two in the victory over Michigan.

Sophomore **Gary Gray** has seen prominent playing time in 2008. Gray missed the entire 2007 season with an injury after enrolling in January 2007 but was highly touted coming out of high school. Gray picked up his first career interception against Michigan and returned it 40 yards. Gray picked up a career-high four tackles against Purdue and also added his first career pass breakup.

Freshman **Robert Blanton** made his Irish debut against Michigan and registered two tackles and one for loss. Blanton continued to make a major impact with a stellar afternoon against Purdue. He recorded five solo tackles, a pass breakup and a 47-yard interception return for touch-down.

Sophomore **Harrison Smith** is listed as the backup to Bruton at free safety, but also has seen significant action at Sam linebacker, including making his first career start against Michigan State and again against Stanford. Smith was a highly recruited player from Tennessee who was named the state's player of the year by Gatorade. The former state decathlon champion did not play in his first year with the Irish, but has picked up 21 tackles with 3.0 for loss and a pass breakup over the first six games of 2008. Smith even picked up a 23-yard run on a fake punt to give the Irish a first down against Stanford.

Junior **Sergio Brown** had played in 22 games over the last two seasons primarily on special teams, recording 11 tackles, but has exploded onto the scene in 2008. Brown has started three games for the Irish, as the extra safety in nickel packages, and has registered 13 tackles, eight solo, three pass breakups, one quarterback hurry, one fumble recovery, one TFL and a blocked punt.

Replacing All-American Tom Zbikowski is a tall order, but senior **Kyle McCarthy** has done so and then some over his first six games of 2008. McCarthy had played in 25 games and started one (against Navy in 2007), but has taken his game to another level.

SOMETHING BRUTON IN THE NOTRE DAME SECONDARY

► Senior FS **David Bruton** will serve as one of three captains of 2008 Irish squad, joining **Maurice Crum Jr.** and **David Grimes**.

► Bruton had a team-high eight tackles, despite a hamstring injury that prevented him from participating in numerous special teams situations.

► Bruton has recorded eight or more tackles in four of Notre Dame's six games this season.

► Bruton totaled nine tackles and picked off his second pass of the season in the victory over Stanford.

► The interception was the fifth of his career.

► Has forced a turnover (forced fumble or interception) in three of Notre Dame's six games.

► All four of his forced turnovers (two interceptions, two forced fumbles) have taken place inside the Irish 20-yard line.

► After recording five tackles in the season opener against San Diego State, Bruton exploded for a career-high tying 15 stops against Michigan.

► Bruton also forced a fumble against the Wolverines inside the Notre Dame five-yard line.

► Bruton added an interception midway through the fourth quarter, once again at the five-yard line.

► Bruton has forced three turnovers this year inside the Irish 6-yard line.

► Bruton had a spectacular game against Michigan State. He registered a game-high tying 10 tackles.

► Bruton made 10 tackles against Michigan State, eclipsing 10 or more tackles in a single game for the second time in 2008 and fourth time in his career.

► Bruton ranks 18th in the NCAA FBS in solo tackles and 40th in total total stops.

► Bruton has recorded the second-most career tackles (170) on the team (behind Maurice Crum Jr., 275 tackles).

► Bruton has appeared in 41 career games and started 17 contests while making 497 special teams appearances.

► Bruton is still one of the top gunners on the punt coverage unit, as he was during his sophomore and junior seasons.

► Bruton is the top returning tackler on 2008 roster after ranking third on the team and pacing the secondary in 2007 with 85 tackles.

► Bruton recorded one sack, 5.5 tackles for loss, three interceptions, three passes broken up, one forced fumble and one fumble recovery a year ago.

► Bruton was primarily a special teams player in his first two seasons before starting at free safety throughout his junior year in 2007.

► Bruton is one of two returning starters in the Notre Dame secondary.

► Bruton was named to the Nagurski Watch List (defensive player of the year) for 2008.

► Bruton was rated the 12th-best safety in the nation by *Lindy's* and the No. 19 free safety by *Phil Steele* in the '08 preseason.

► Bruton was named to '08 Jim Thorpe and Nagurski Award Watch List.

KYLE USHERS IN MCCARTHYISM ERA IN SECONDARY

► Senior SS **Kyle McCarthy** has definitely instilled intense fear amongst Irish opponents through the first three games this season.

► McCarthy ranks tied for 22nd in the NCAA in total tackles and 22nd in solo stops.

► McCarthy equalled his career-high with 14 more tackles in the victory over Stanford. He added his second career interception and a tackle for loss.

► Eclipsed 10 or more tackles for third time this season and career against the Cardinal.

► McCarthy made just his second career start in the season-opening victory over San Diego State, but the Youngstown, Ohio native recorded a career-high 14 tackles, including 10 solo stops.

► McCarthy backed up the performance with another stingy double-digit tackle effort against Michigan. He totaled 10 stops.

► McCarthy nearly reached the double-digit tackle plateau for the third straight game against Michigan State (finishing the game nine stops).

BABY BLANTON

► Freshman DB **Robert Blanton** became the fifth Irish freshman to ever return a interception for a touchdown last week against Purdue.

► Blanton not only recorded his first career interception, but also returned it 47 yards for a touchdown. He became the fifth Notre Dame freshman to ever return an interception for a touchdown.

Irish Freshman With Interception Returns for TD (since 1972)

Robert Blanton	47 yards	Sept. 27, 2008
Brian Smith	25 yards	Oct. 13, 2007
Bobby Leopold	57 yards	Sept. 25, 1976
Randy Harrison	44 yards	Oct. 26, 1974
Drew Mahalic	56 yards	Oct. 14, 1972

► First Notre Dame player to return an interception for a touchdown since Brian Smith on Oct. 13, 2007 against Boston College

IRISH MISCELLANEOUS NOTES

HOLTZ TO COACH LEGENDS IN NOTRE DAME JAPAN BOWL 2009

Former University of Notre Dame head coach and College Football Hall of Fame Class of 2008 member Lou Holtz will lead the Fighting Irish Legends onto the field when he coaches in what he promises will be "one last game."

Holtz will take charge of the Legends, an alumni team made up of former Fighting Irish football players, for the NOTRE DAME JAPAN BOWL 2009 to be played at the 55,000-seat Tokyo Dome in Japan's capital city on Saturday, July 25, 2009. The game against the Japanese national team will be the highlight of an eight-day visit to Tokyo to celebrate the 75th anniversary of the Japan American Football Association (JAFA).

The Fighting Irish Legends will meet for a two-day mini camp in South Bend on July 17 and 18 next year, before heading east from July 19 to 26 as unique sporting ambassadors in Japan.

Holtz has named former Georgia Tech, East Carolina and Wyoming veteran head coach Bill Lewis as his assistant head coach and defensive backs coach. Lewis spent nine years on the staff of the Miami Dolphins as an assistant head coach and defensive backs coach at the University of Notre Dame. Former Notre Dame running back Reggie Brooks, who played for Holtz as a member of the Irish team from 1989-92 and now handles Notre Dame football alumni relations for the Notre Dame Monogram Club, is charged with recruiting the Fighting Irish Legends playing staff. Invitations are being sent out to former players, focusing on those who played at Notre Dame during the past decade. Details of the Fighting Irish Legends roster and additions to the coaching staff will be announced in the coming months.

This marks the fifth international experience for the Notre Dame football program:

► The Notre Dame freshman football team played in Mexico City, Mexico, in 1971.

► The Irish defeated Miami 40-15 in the Mirage Bowl (the regular-season finale that year) at National Olympic Stadium in Tokyo, Japan, on Nov. 24, 1979. Vagas Ferguson carried 35 times for 177 yards and three touchdowns.

► 19th-ranked Notre Dame defeated Navy 54-27 at Croke Park in Dublin, Ireland, in a regular-season game played Nov. 2, 1996 - behind Autry

Denson's 123 rushing yards and two TDs.

► An Irish alumni team won 14-10 against the Hamburg Blue Devils at Volksparkstadion in Hamburg, Germany, on July 8, 2000 - thanks to an end-zone interception by Ivory Covington on the final play of the game.

JOE THEISMANN TO RECEIVE O'BRIEN LEGENDS AWARD

The Davey O'Brien Foundation announced today Joe Theismann is the 2008 Davey O'Brien Legends Award recipient in recognition of his life-long contributions to the game of football. Theismann will be presented with the award at the 32nd Annual Davey O'Brien Awards Dinner on February 16, 2009 at The Fort Worth Club in Fort Worth, Texas.

The Davey O'Brien Legends Award recognizes a college or professional quarterback who has made a significant contribution to the game of football, distinguished himself as an extraordinary leader and demonstrated exemplary conduct on and off the football field. The award was established in 2001 to commemorate the 25th anniversary of the Davey O'Brien Foundation. Previous recipients include Steve Spurrier (2007), Paul Hornung (2006), Len Dawson (2005), Archie Manning (2004), Terry Bradshaw (2003), Bart Starr (2002), and Roger Staubach (2001).

At five feet-eleven inches tall and 147 pounds, Theismann began his college football career at Notre Dame. In 1969, the junior starting quarterback led the Irish to a number-five ranking and their first bowl appearance in 45 years. The following year, Theismann and the Irish ended the season with a 10-1 record, a number-two ranking and a victory over Texas in the Cotton Bowl. As the starting quarterback, he set school records for yards (2,429) and touchdowns (16) in a season. His record for passing yards in a game (526) still stands today. Theismann was also a first team All-American and an Academic All-American and was inducted into the College Football Hall of Fame in 2003.

In 1971, Theismann was selected in the fourth round of the National Football League (NFL) draft by the Miami Dolphins as well as by the Minnesota Twins as a shortstop in the Major League Baseball draft. He instead signed with the Toronto Argonauts of the Canadian Football League (CFL). During his rookie season Theismann led the team to a 10-4 record and a berth in the championship game, The Grey Cup. He was named to the CFL All-Star Team in 1971 and 1973.

In 1974, Theismann signed with the Washington Redskins of the NFL and volunteered to be the team's punt returner. Theismann earned the starting quarterback position in 1978 and led the Redskins to victory in Super Bowl XVII and an appearance the following year in Super Bowl XVIII.

Theismann played in 163 consecutive games from 1974-1985 and holds several Redskins' records, including most career passing yards (25,206), completions (2,044) and attempts (3,602) while also throwing 160 touchdowns.

A two-time Pro Bowl selection, Theismann won the league's 1983 Most Valuable Player Award for leading the Redskins to an NFL-record 541 points and a second consecutive Super Bowl appearance. His career ended abruptly in 1985 after sustaining a broken leg against the New York Giants on a nationally televised Monday Night Football broadcast.

TICKETS AVAILABLE FOR 2008 FOOTBALL KICKOFF LUNCHEONS

Tickets are now on sale for the 2008 Notre Dame Kickoff Luncheons held the Friday prior to each Irish home football game. The luncheons feature Notre Dame head coach Charlie Weis, Irish players and assistant coaches, plus special guests and other attractions.

Tickets are \$18 each, with a handling fee of \$3 (payment may be made with one check for more than one luncheon). There are 10 seats per table — and if you wish to sit as a group at the same table with other guests, please return all reservations in one envelope.

Checks should be made payable to "University of Notre Dame" and mailed to: Athletics Business Office, 112 Joyce Center, Notre Dame, IN 46556. Telephone and credit card reservations are not accepted.

A printed reservation form also is available on Notre Dame's athletics web site at www.und.com.

The luncheons are held in the Joyce Center fieldhouse (north dome) on the Notre Dame campus, with a noon (ET) start. Be aware that advance reservations are required for tickets, and tickets are not routinely available at the door.

PEP RALLIES

All 2008 pep rallies will be held in the Joyce Center Arena (south dome), unless moved inside Notre Dame Stadium, on Fridays before Saturday

home games, beginning at 6 p.m. (ET). The Irish squad enters the arena at 6:30 p.m.

TEAM ECLIPSES 3.0 GPA FOR SIXTH STRAIGHT SEMESTER

Members of the 2007-08 Notre Dame football team combined to post a semester grade-point average above 3.0 during the '08 spring semester, marking the sixth straight semester (and the first six times in recorded history) that the Irish football team has topped the 3.0 GPA level as a group.

Fifty-four of the 104 players registered at least a 3.0 mark for the '08 spring semester and 53 members of the team currently have a cumulative GPA of at least a 3.0.

Fourteen members of the team earned a place on the Dean's List and the team's current cumulative GPA is over 3.0.

Statistics for the semester cumulative GPAs of the football team were not kept prior to 1992, but before Weis' arrival in 2005, the previous best semester cumulative GPA was 2.911. Beginning with the '05 fall semester, the Irish football team has recorded over a 3.0 combined GPA in each semester.

Weis' first team in 2005 surpassed the 3.0 mark for the first time ever with a 3.044 combined GPA in the fall semester of '05. At that time, that marked the highest figure ever attained by the football team. Then, the Notre Dame players followed that up with a combined and unprecedented 3.072 mark in the spring semester of '06.

The fall semester of '06 saw the Irish football team post a 3.041 cumulative GPA and 61 of the 104 players achieved at least a 3.0 during that semester. In the spring of '07, Irish players improved on that and recorded a 3.043 combined GPA.

NOTRE DAME, NBC EXTEND FOOTBALL CONTRACT THROUGH 2015

The University of Notre Dame and NBC Sports have reached agreement on a new five-year contract giving NBC the rights to televise Irish home football games from 2011 to 2015, extending the partnership between the University and network to 25 years.

A joint announcement of the extension was made on June 19 by NBC Sports & Olympics chairman Dick Ebersol, NBC Sports president Ken Schanzer and Notre Dame's president, Rev. John I. Jenkins, C.S.C.

Each season from 2011 to 2015, NBC will televise seven games at Notre Dame Stadium and an additional eighth off-site game airing in prime time.

Revenues from the NBC contract have played a key role in Notre Dame's financial aid endowment since the start of the relationship in 1991. University officers decided then to use a portion of the football television contract revenue for undergraduate scholarship endowment (not athletic scholarships). To date, some 2,400 Notre Dame undergraduate students have received nearly \$26 million in aid.

The University also has committed NBC revenues to endow doctoral fellowships in its Graduate School and MBA scholarships in its Mendoza College of Business.

The revenue generated through the NBC contract is a primary reason why Forbes magazine has recognized the substantial financial contributions made by Irish athletics to the University's academic enterprise. In a 2007 survey, Forbes reported that the Notre Dame football program returns \$21.1 million to academic initiatives, a total that is more than the survey's next five programs combined.

NBC has been televising Irish home games since 1991, and this marks the fifth of a series of five-year agreements with Notre Dame. The original agreement covered the seasons from 1991 through 1995. The first five-year extension (announced in 1994) covered 1996 to 2000, the second extension (announced in May '97) covered 2001 to 2005, and the third extension (announced in December '03) covered 2006 to 2010.

NOTRE DAME AND ISP JOIN TO PRODUCE FOOTBALL RADIO NETWORK

The University of Notre Dame and ISP Sports, have approved a new, 10-year business partnership in which ISP will become the new exclusive national rights-holder for Notre Dame football radio broadcasts.

The Notre Dame-ISP relationship will begin with the 2008 season and extend through the 2017 season -- with ISP managing, producing and syndicating Notre Dame's national football radio network.

ISP, the largest collegiate-only sports marketing firm in the country, represents athletics marketing and multi-media rights for more than 40 Division I-A universities, five major conferences (including two Bowl

Championship Series conferences, the BIG EAST Conference and the Atlantic Coast Conference) and two postseason football bowl games.

ISP takes over for Westwood One, which had held Irish football radio rights since 1968, originally as the Mutual Broadcasting Company.

ISP has named Ron Murphy the general manager for the Notre Dame ISP Sports Network. Murphy brings over 30 years of advertising sales and management experience, having worked for several notable companies such as CBS, Yankee Entertainment and Sports (Y.E.S.) and FOX Sports Net.

Murphy joins ISP's team of more than 250 professional sales people dedicated to the collegiate market, with relationships with more than 800 radio stations (and more than 100 television stations) around the country.

Headquartered in Winston-Salem, N.C., ISP has nearly 50 sales offices around the country. Sutton founded the company in 1992. Among ISP clients are seven ACC athletic programs (Boston College, Clemson, Florida State, Georgia Tech, Miami, Virginia Tech, Wake Forest), five from the BIG EAST (Cincinnati, Pittsburgh, South Florida, Syracuse, Villanova), five from the Southeastern Conference (Alabama, Auburn, Georgia, South Carolina, Vanderbilt) and three from the Pacific-10 Conference (California, UCLA, Washington). In 2007, the BIG EAST Conference and ISP announced a six-year agreement involving virtually all conference marketing and sales.

Notre Dame remains the only college football program to have its games broadcast on a truly national radio network of linear stations. Joe Boland, former sports director at WSBT in South Bend, originated the Irish Football Network in 1948. In 1956, the Mutual Broadcasting System first carried Notre Dame games on approximately 560 stations. From 1958-67, the ABC Radio Network carried Irish games on a similar-sized network. Mutual began carrying Notre Dame games again in 1968 (that year with 253 affiliates). Mutual eventually became Westwood One (now a publicly held company managed and partly owned by CBS Radio).

IRISH ATHLETICS TEAM WITH WSBT RADIO GROUP

The University of Notre Dame athletics department has partnered with the WSBT Radio Group for the next six years (2008-09 through 2013-14), making WSBT the radio home of Notre Dame football, men's basketball, and hockey in the South Bend market.

WSBT Radio Group will be the designated exclusive local radio partner for Notre Dame football network broadcasts, with those games carried on NewsTalk 960 WSBT-AM as well as on Sunny 101.5 FM. Irish football games are originated by the ISP Notre Dame Radio Network, a national listings of stations around the country.

In addition, WSBT Radio Group will carry the Notre Dame Football Friday Live Show on Cat country 99.9 FM, the Notre Dame Football Postgame Show home and away on Sunny 101.5 FM - and the Notre Dame Football Coaches Shows on NewsTalk 960 WSBT-AM (on weeknights during the season). All three of those shows are produced by NDSP.

YOUNG RECEIVED HARVEY G. FOSTER AWARD

Bryant Young, a 1994 Notre Dame graduate and former Irish and professional football player, received the Harvey G. Foster Award during a halftime ceremony at the Notre Dame-San Diego State game Sept. 6. The Foster Award is given annually to a Notre Dame graduate distinguished for athletic endeavors and community service.

An All-American defensive tackle for the Irish, Young played for 13 years with the San Francisco 49ers before retiring last year with 89 career sacks. His NFL accolades include Defensive Rookie of the Year, four Pro-Bowl and All-Pro honors, selection to the 1990s All Decade Team and Comeback Player of the Year after suffering a potentially career-ending leg injury in 1999. Last year, Young's teammates voted him the winner of the Len Eshmont Award, the team's most prestigious honor for inspirational and courageous play, for a record eighth time. No other player in 49ers history has won the award more than twice.

Young and his wife, Kristin (also a 1994 Notre Dame graduate), established the Young Dreams Foundation, which benefits youth organizations in San Francisco and Chicago. The supports summer youth football camps and college tuition for San Francisco Bay-area students. In addition, the Youngs have established several scholarships at Notre Dame for San Francisco and Chicago students.

For his philanthropic efforts, Young was named USA Today's Most Caring Athlete in 2000 and was nominated as one of the 10 Most Influential African-Americans in the Bay area.

ROCKNE AND YONTO

They represent two of the most storied names in Fighting Irish annals when it comes to coaching football at Notre Dame.

That Irish football family lost two individuals with major connections to the University's coaching tree late this past summer with the deaths of Jack Rockne and Joe Yonto.

Rockne was the last remaining child of legendary Irish coach Knute Rockne. A long-time South Bend resident, Jack had been closely involved with Notre Dame athletics in recent years through the athletic department's Rockne Heritage Fund. Though never associated with football the way his famous father was, he had been a frequent fan at Irish home games of late. In 2006 he received an honorary monogram from the Notre Dame Monogram Club in recognition of his contributions and dedication to the University.

Yonto made his name as the long-time Notre Dame defensive line coach, beginning in 1964 when Ara Parseghian came to town and continuing on Dan Devine's staff and several years under Lou Holtz. When he wasn't coaching on the field, he worked under athletics directors Gene Corrigan and Dick Rosenthal as a special assistant to the athletics director while helping administer the football program. Yonto coached a glossy list of All-Americans and first-round NFL draft picks, including the likes of Alan Page, Mike McCoy, Walt Patulski and Ross Browner. Rockne and Yonto.

They were loyal sons of Notre Dame. They will be missed.
-- John Heisler

TWO-SPORT STANDOUTS

Following a long tradition of Notre Dame two-sport athletes, the trio of junior P **Eric Maust**, senior QB **Evan Sharpley** and sophomore WR **Golden Tate** -- all of whom made major contributions for the Irish baseball squad this past spring -- will again suit up for the Notre Dame football team in 2008.

Maust (Alpharetta, Ga.) filled in at punter during the 2007 season and averaged a team-high 42.1 yards on 21 punts, landing nine inside the 20 with only one touchback. He enters the 2008 season as the starting punter for the Irish. On the diamond, Maust served as the Irish Sunday starter, went 6-3 with a 4.52 earned-run average. He was named to the BIG EAST honor roll on two separate occasions during the season and was awarded all-BIG EAST second team.

Sharpley (Marshall, Mich.) had a breakout spring season in baseball. After spending most of the previous two springs with the Irish football squad, Sharpley turned his attention to baseball almost exclusively and the development was evident. He led the Irish in home runs (13) and slugging percentage (.691). Sharpley is the first Notre Dame player to ever throw multiple touchdown passes and hit a home run in the same academic year. He was named BIG EAST Player of the Week on March 24 after carrying Notre Dame to a sweep over Georgetown.

Tate (Hendersonville, Tenn.) saw action in 18 games (started nine) for the Irish baseball squad. He batted .262 with three doubles and four RBI. Tate also swiped three bases in five attempts. While Tate's participating in spring football somewhat hindered his playing time, his incredible athletic ability did not go unnoticed. None more evident than when he scored from first base, standing and without a throw, on a single to right field against Lehigh.

NEW SCHOLARSHIPS

Former Notre Dame walk-on and current senior OC **Thomas Bemenderfer** was elevated to scholarship status prior to the start of the 2008 season, as was junior P **Eric Maust** and senior CB **Mike Anello**.

Anello (Orland Park, Ill.) earned the scholarship following a sensational 2007 season. Anello was a starting gunner on the punt coverage team and tallied six tackles. He is currently involved in many of the special teams units for the 2008 season. Anello owns a 3.93 cumulative grade-point average (GPA), qualifying him for the dean's list, and is a finance major in Notre Dame's Mendoza College of Business.

Bemenderfer (Mishawaka, Ind.) earned a scholarship for the second straight season. He began his college career as a scholarship athlete at Northwestern University before transferring to Notre Dame for the 2006-07 school year. He is currently listed as the backup center. A member of the dean's list, Bemenderfer is enrolled in pre-professional studies in the College of Science and has a 3.762 GPA.

Maust (Alpharetta, Ga.) filled in at punter during the 2007 season and averaged a team-high 42.1 yards on 21 punts, landing nine inside

the 20 with only one touchback. A junior from Atlanta, Ga., Maust enters the 2008 season as the starting punter for the Irish. He is also one of the top pitchers for Notre Dame's baseball team and recorded a 6-3 record last season. Maust is enrolled in the Mendoza College of Business, majoring in finance, and owns a 3.153 GPA.

FRESHMAN WALK-ONS

Notre Dame's freshman class includes 23 scholarship players and four walk-ons: quarterback **Nate Montana** (who will be sharing No. 16) , OL **Carl Brophy** (who will be wearing No. 69), **Mike Hernandez** (who will be wearing No. 65) and **Dennis Mahoney** (who will be wearing No. 71). Montana is the son of former Notre Dame quarterback and four-time NFL Super Bowl MVP Joe Montana. Brophy attended Gonzaga Preparatory School as did his sister Annie, a junior member of the Irish women's golf team. She became first outright BIG EAST medalist in Notre Dame program history.

SIRIUS TO BE EXCLUSIVE INTERNET RADIO BROADCASTER

SIRIUS XM Radio (NASDAQ: SIRI), the Official Satellite Radio Partner of the University of Notre Dame, announced Sept. 2 that, starting this season, SIRIUS will offer Fighting Irish football and basketball games on SIRIUS Internet Radio (SIR), the Internet version of the SIRIUS radio service. SIRIUS Internet Radio will be the exclusive online home of every Notre Dame regular season football game and will also carry every Fighting Irish regular season basketball game live.

It marks the first time that radio broadcasts of live sporting events are available on the SIRIUS Internet Radio platform.

SIRIUS Internet Radio is the Internet version of the SIRIUS radio service, available without the use of a radio to current SIRIUS subscribers, or for the monthly subscription fee of \$12.95. SIRIUS Internet Radio delivers more than 80 channels of talk, entertainment, sports, and 100% commercial free music in CD-quality sound.

SIRIUS, which has aired Notre Dame sports since 2004, will also continue to broadcast the university's football and basketball games nationwide on the SIRIUS radio service. All Notre Dame games air on The Catholic Channel, SIRIUS channel 159.

The Notre Dame football broadcasts are produced by ISP on the Notre Dame Radio Network.

NOTRE DAME FOOTBALL FRIDAY LIVE

Every Friday night before a home game Notre Dame Football Friday Live is broadcast from Waterford Estates Lodge on SR 933 North of the Notre Dame campus from 8-9 pm on Cat Country 99.9 FM. Jack Nolan will host the show with former consensus Irish All-American Mirko Jurkovic. The show features live interviews with big names from Notre Dame football lore. The show can also be heard live on www.und.com.

**Notre Dame vs. Washington
Series History**

Notre Dame leads 6-0

In Notre Dame:	Notre Dame leads 3-0
In Seattle:	Notre Dame leads 3-0
Longest Notre Dame Win Streak:	6 (1948-2005)
Longest Washington Win Streak:	n/a
Largest Margin of Victory:	46 (46-0), 1948 in Notre Dame
Largest Margin of Defeat:	n/a

Site	Year	Rank	W/L	ND	UW
*	1948	2-	W	46	0
	1949		W	27	7
	1995	23-15	W	23	15
*	1996	11-16	W	54	20
*	2004		W	38	3
	2005	16-	W	36	17

**Head-to-Head Statistical Comparison
(2008 Stats)**

NOTRE DAME				WASHINGTON		
#	NCAA	Category	vs.	Category	NCAA	#
25.50	62nd	Scoring Offense	vs.	Scoring Defense	115th	40.67
367.67	75th	Total Offense	vs.	Total Defense	117th	483.00
101.17	108th	Rushing Offense	vs.	Rushing Defense	115th	232.83
271.83	17th	Passing Offense	vs.	Passing Defense	98th	250.17
137.95	39th	Passing Efficiency Off.	vs.	Passing Efficiency Def.	119th	185.93
20.67	41st	Scoring Defense	vs.	Scoring Offense	108th	17.67
367.67	75th	Total Defense	vs.	Total Offense	95th	318.83
136.33	60th	Rushing Defense	vs.	Rushing Offense	106th	103.17
231.33	87th	Passing Defense	vs.	Passing Offense	57th	215.67
108.48	28th	Passing Efficiency Def.	vs.	Passing Efficiency Off.	96th	108.36
37.67	23rd	Net Punting	vs.	Net Punting	91st	32.81
8.33	67th	Punt Returns	vs.	Punt Returns	106th	5.50
21.33	60th	Kickoff Returns	vs.	Kickoff Returns	115th	17.25
0.00	58th	Turnover Margin	vs.	Turnover Margin	114th	-1.17
1.17	100th	Sacks	vs.	Sacks Allowed	t-99th	2.50
1.50	44th	Sacks Allowed	vs.	Sacks	119th	0.50

WASHINGTON HEAD COACH TYRONE WILLINGHAM: On Dec. 13, 2004, Tyrone Willingham was named Washington's 22nd head football coach. While he brought an impressive resume with him to resurrect the Husky program, Willingham has acquitted himself well among his peers for much more than just fielding winning teams.

Over the past 30 years Willingham has developed a coaching style that emphasizes toughness, enthusiasm, intelligence, discipline, commitment and unselfish play. The result has provided his players with more than just the opportunity to enjoy victories on the field. His guiding principles have prepared his players to be successful in life.

Willingham, 54, served as the head coach at Stanford (1995-2001) and Notre Dame (2002-2004) prior to his arrival at Washington. His Stanford teams enjoyed a 44-36-1 record while he was 21-15 with the Fighting Irish.

In his three seasons at Washington, Willingham's teams have made significant strides toward establishing the stability and discipline the Husky program has been known for over the years. His teams consistently rank among the top two in the Pac-10 in fewest penalty yards per game and 19 different players have received academic all-Pac-10 honors. The grades of recent recruiting classes at Washington has improved during Willingham's tenure and the Huskies have set or matched a number of offensive school records over the last three seasons.

Washington is among the leaders in the Pac-10 in graduation rates, APR and Husky football players are active in the community, serving as mentors and role models for area youth.

In 2008, Willingham will serve as the president of the American Football Coaches Association (AFCA).

In his inaugural season with the Irish in 2002, he wasted no time reversing the tide of the Irish program, leading Notre Dame to a 10-2 regular-season record and a trip to the 2003 Gator Bowl in Jacksonville, Fla.

In the process, Willingham became the only first-year coach in Notre Dame history to win 10 games in his initial campaign. He was recognized for his efforts when he was named the ESPN/Home Depot College Coach of the Year, the Scripps College Coach of the Year, the Black Coaches Association Male Coach of the Year and the George Munger Award College Coach of the Year by the Maxwell Football Club. Willingham also made history when he became the first college football coach to earn The Sporting News Sportsman of the Year award in 2002. Willingham joined the likes of such sporting greats as Arizona Diamondbacks pitcher Curt Schilling (2001), Chicago Bulls and Washington Wizards basketball star Michael Jordan (1991), former Irish and NFL great Joe Montana (1989), hockey's all-time leading scorer Wayne Gretzky (1981) and NCAA basketball and UCLA coaching legend John Wooden (1970). The accolades did not stop there for Willingham as the Irish coach was named the sixth most influential minority in sports by Sports Illustrated..

A QUICK LOOK AT WASHINGTON

► Washington (0-6) enters the matchup with Notre Dame riding an eight-game losing streak. The Huskies have surrendered 34 points or more in five of their six games this season. Washington opened the season with a 44-10 loss at Oregon. The Huskies then dropped three consecutive home games, including a pair by a touchdown or less. Washington lost to No. 18 BYU, 28-27, and Stanford 35-28. In between those two heart-breaking defeats, the Huskies were routed by then top-ranked Oklahoma, 55-14. Washington went back on the road two weeks ago and lost to Arizona 48-14.

► The Huskies were upended last week at home by Oregon State, 34-13. Oregon State's James Rodgers zipped through Washington's defense for 216 all-purpose yards and three touchdowns. Jacquizz Rodgers did his part too, adding 94 yards on 20 carries and a 1-yard touchdown early in the second half. James Rodgers finished with 110 yards rushing on three carries and scored on runs of 55 and 52 yards. He also caught three passes for 53 yards and one score, and had another 53 yards on kick returns. Oregon State quarterback Lyle Moevao had the most efficient passing day of his career, completing 18-of-22 passes for 191 yards. He had just one incomplection in the first half. Ronnie Fouch, filling in for injured Washington starting quarterback Jake Locker, moved the Huskies offense well between the 20s, but the Huskies couldn't find the end zone until it was already 31-6. Fouch was 17-of-32 for 276 yards, but was responsible for three interceptions and a fumble. Freshman Terrance Dailey, one of 12 true freshman used this season by Washington, had 102 yards rushing and a 59-yard TD run early in the fourth quarter. He was the first 100-yard rusher for the Huskies this season.

► Washington enters Saturday's game with the 106th-ranked rushing offense, 57th-ranked passing offense, 95th-ranked total offense and 108th-ranked scoring offense. The Huskies are averaging 103.17 yards per game on the ground, 215.67 yards in the air, 318.83 total yards and 17.67 points per game. Locker, the injured quarterback, still leads the Huskies ground game with 180 yards (45.0 ypg). Locker has rushed for three touchdowns, but has not played in each of the past two games. Fouch has completed 50.5 percent of his passes (54-of-107) for 782 yards, three touchdowns and four interceptions. Locker had completed 53.8 percent of his passes (50-of-93) for 512 yards, one touchdown and no interceptions before suffering a hand injury against Stanford. D'Andre Goodwin has been the favorite target for Washington quarterbacks with 32 catches and 451 yards. Devin Aguilar has 16 receptions for 200 yards (12.5 per catch).

► The Huskies' defense ranks 117th in total defense (483.00/game), 98th in pass defense (250.17/game), 115th in scoring defense (40.67/game) and 115th in rush defense (232.83/game). Washington has totaled just three sacks, which ranks dead last in NCAA FBS. Mason Foster leads the team with 50 tackles, including 6.5 for loss. Daniel Te'o-Nesheim has a team-high 3.0 sacks and 4.5 tackles for loss.

► Washington's kicking game has been handled by two players, Ryan Perkins and Jared Ballman. Perkins is 1-of-3 on field goal attempts this season, while Perkins is 2-of-5 (all between 40 and 49 yards). The duo has missed just one extra-point attempt. Ballman is averaging 38.8 yards per punt and has dropped six inside the 20-yard line.

Notre Dame vs. Pac-10

School	Won	Lost	Tied	Pct.
Arizona	2	1	0	.667
Arizona State	2	0	0	1.000
California	4	0	0	1.000
Oregon	1	0	1	1.000
Oregon State	0	2	0	.000
Stanford	17	6	0	.739
UCLA	4	0	0	1.000
USC	42	32	5	.563
Washington	6	0	0	1.000
Washington State	1	0	0	1.000
TOTALS	79	41	6	.651

INDIVIDUAL

Rushing Yards

Autry Denson, 14-137, 1 TD; 10.12.1996

Rushing yards

Autry Denson, 14-137, 1 TD; 10.12.1996

Passing Yards

Brady Quinn, 37-25-0-327, 1 TD; 9.24.2005

Receptions

Jeff Smardzija, 8-164, 1 TD; 9.24.2005

Receiving Yards

Jeff Smardzija, 8-164, 1 TD; 9.24.2005

Points Kicking

D.J. Fitzpatrick, 8 (5 PATs; 1 FG); 9.25.2004

Kickoff Return Yards

Emmett Mosley, 3-104; 10.7.1995

Punt Return Yards

Tom Zbikowski, 2-31, 9.24.2005

Touchdowns

Derrick Mayes, 2 (2 receiving); 10.7.1995
 Pete Chryplewicz, 2 (2 receiving); 10.12.1996
 Matt Shelton, 2 (2 receiving); 9.25.2004

Tackles

Lyron Cobbins, 13 tackles; 10.7.1995

Interceptions

Five tied with 1

TEAM

Points scored

54 (W, 54-20); 1996 in Notre Dame

Points scored (quarter)

25 (W, 46-0); 1948 (first) in Notre Dame

Points scored (half)

32 (W, 46-0); 1948 (first) in Notre Dame

Points Allowed

21 (W, 29-21); 1995 in Seattle

Points Allowed (quarter)

14 (W, 54-20); 1996 (second) in Notre Dame
 14 (W, 36-17); 2005 (fourth) in Seattle

Points Allowed (half)

14 (W, 29-21); 1995 (second) in Seattle
 14 (W, 54-20); 1996 (first) in Notre Dame
 14 (W, 36-17); 2005 (second) in Seattle

NOTRE DAME - WASHINGTON SERIES NOTES

► Notre Dame leads the all-time series with Washington, 6-0, with three of those victories at Notre Dame Stadium. The Irish are 3-0 at Washington, including a 36-17 victory over the Huskies in 2005. Prior to the 1995 visit (#23 Notre Dame 23, #15 Washington 15), the Irish appeared at Husky Stadium in 1949 (a 27-7 victory).

► Washington is one of nine NCAA Division I-A opponents against which Notre Dame has never lost (with a minimum of four games played in the series). The others in this select group include: California (4-0), Illinois (11-0-1), Minnesota (4-0-1), Rice (4-0), Rutgers (4-0), Tulane (8-0), UCLA (4-0) and West Virginia (4-0).

► Washington is one of three Pac-10 Conference schools on the 2008 Notre Dame schedule and one of two the Irish will meet on the road (Stanford visits Notre Dame Stadium on Oct. 4, the Irish travel to USC to close the regular season on Nov. 29).

► Notre Dame has outscored Washington by an aggregate score of 224-62, or an average score of 37-10. Washington has scored over seven points in the six series meetings just three times (15 in 1995, 20 in 1996 and 17 in 2005).

**Active Notre Dame Players
Against Washington**

DAVID BRUTON									
	UA	A	Total	TFL-Yds	Scks	PD	FF	FR	INT
2005	1	0	1	0.0-0	0.0-0	0	0	0-0	0-0
MAURICE CRUM, JR.									
	UA	A	Total	TFL-Yds	Scks	PD	FF	FR	INT
2005	1	1	2	0.0-0	00-0	0	0	0-0	0-0
DAVID GRIMES									
Kick Returns	No	Yds	TD	Lg	Avg./R	Avg./G			
2005	1	31	0	31	31.0	31.0			
TERRAIL LAMBERT									
	UA	A	Total	TFL-Yds	Scks	PD	FF	FR	INT
2005	0	0	0	0.0-0	0.0-0	1	0	0-0	0-0
SCOTT SMITH									
	UA	A	Total	TFL-Yds	Scks	PD	FF	FR	INT
2005	1	0	1	0.0-0	0.0-0	0	0	0-0	0-0

NOTRE DAME - WASHINGTON SERIES HISTORY

- ▶ Notre Dame and Washington began their series in 1948 when the Huskies came to South Bend and lost to the Irish, 46-0.
- ▶ Notre Dame turned around and ventured to Seattle the following season, besting Washington once again (27-7).
- ▶ The two teams would not meet again for 46 seasons until Notre Dame made its way to Husky Stadium in 1995 and pulled out a 23-15 victory.
- ▶ The teams met again in 1996, with the 11th-ranked Irish dispatching No. 16 Washington, 54-20.
- ▶ In the 1996 matchup, Notre Dame piled up 650 yards of total offense, the second most by an Irish team in that span (Notre Dame registered 663 yards of total offense at Stanford in 2005).
- ▶ In 2004, Brady Quinn threw four touchdown passes (two each to Anthony Fasano and Matt Shelton) as the Irish defeated Washington 38-3 in Notre Dame Stadium. Notre Dame scored 21 points in the first quarter and cruised to victory from that point.

IRISH RECORD SETTERS IN THE WASHINGTON SERIES

- ▶ Allen Rossum's 76-yard interception return against the Huskies in 1995 ranks as the 14th-longest INT return in school history.
- ▶ Brady Quinn's four touchdown passes in a 38-3 rout of the Huskies in 2004 tied the school single-game record, but Quinn would eventually surpass that total three times in his career and still holds the school record with six touchdowns against BYU in 2005.

NOTRE DAME AND THE EVERGREEN STATE

- ▶ Notre Dame owns an 7-0 all-time record against schools from the Evergreen State, last playing a Washington school (travllled to Seattle to face the Huskies) in 2005 (a 36-17 victory). Other Irish series records vs. teams from Washington include a 6-0 mark vs. Washington and 1-0 record vs. Washington State.
- ▶ Notre Dame's all-time varsity football roster includes just over 2,700 players who have appeared in at least one career game, with 48 of those hailing from the state of Washington.
- ▶ Notre Dame's all-time Washington natives include two ends, two offensive centers, eight halfbacks, four fullbacks, three flankers, three split ends, five linebackers, two quarterbacks, three offensive tackles, two defensive tackles, three free safeties, three defensive ends, four offensive guards, two wide receivers and one defensive back.
- ▶ Those players include 10 from Seattle, two from Tacoma, two from Olympia, eight from Spokane, two from Federal Way, three from Bellevue, two from Yakima and one each from 19 other cities.
- ▶ The 2008 Notre Dame roster includes two Washington natives, including senior WR Kristopher Patterson (Seattle/O'Dea H.S.) and freshman OL Carl Brophy (Spokane/Gonzaga Prep).
- ▶ Five of Notre Dame's more noteworthy all-time players from Washington include the following consensus All-Americans: offensive guard Frank (Nordy) Hoffman (Seattle, 1930-31) and offensive center Tommy Yarr (Dabob, 1929-31).
- ▶ The other All-American from the state of Washington was linebacker Demetrius DuBose (Seattle, 1989-92).

NOTRE DAME VS. PAC-10

- ▶ Notre Dame is 79-41-6 (.651) all-time against teams from the Pac-10 Conference. Washington represents the second of three Pac-10 opponents for the Irish this season. Notre Dame already defeated Stanford, 28-21, on Oct. 4 and faces Washington USC on Nov. 29.
- ▶ The 126 games against Pac-10 teams is the second-most for the Irish against any conference. The Big Ten Conference (344) represents the most games played against Notre Dame and the ACC ranks third (107).
- ▶ Notre Dame has a winning series record against nine of the Pac-10 teams. Most of those games (79) have come versus USC (42-32-5), while 23 other matchups have come against Stanford.
- ▶ Notre Dame has played a handful of games versus California (4-0), Washington (6-0), UCLA (4-0), Arizona (2-1), Arizona State (2-1), Oregon (1-0-1) and Oregon State (0-2). Notre Dame played its first-ever game against Washington State in 2003, downing the Cougars, 29-26, in overtime.
- ▶ Notre Dame has posted a 31-24-5 (.558) record against Pac-10 opponents on the road.

ON THIS DATE

Notre Dame has played 16 previous games in its history on Oct. 25. The Irish are 12-4-0 all-time on this date. The Irish have recorded six shutouts on Oct. 25.

Oct. 25, 2003: Then freshman QB Brady Quinn completed 23-of-39 passes for 350 yards with two touchdowns and two interceptions. He was the first 300-yard passer for the Irish since Nov. 13, 1999 (Jarious Jackson - 317 yards at Pittsburgh), and his 350 yards passing were the most by a Notre Dame quarterback since Nov. 25, 1978, when Joe Montana threw for 358 yards at USC. Montana's game had several eerie similarities to Quinn's contest, namely the final score (27-25), the fact that the Irish also rallied from a 24-6 deficit to take a 25-24 lead, and that Notre Dame lost on a last-second field goal.

Oct. 25, 1967: One of the most underrated players in Notre Dame history, Anthony Johnson, is born in Indianapolis, Indiana. He would become one of the school's greatest fullbacks on Lou Holtz's first four teams at Notre Dame. Johnson would stand only six feet tall and weigh 220 pounds, but he would play an integral role on the fabulous Fighting Irish teams of 1988 and 1989 that would go a combined 24-1.

Oct. 25, 1947: Notre Dame rolled past Iowa, 21-0, en route to its seventh straight victory and extended its unbeaten streak to 13 games. The Irish would win their next five games that year, including a 38-7 rout of arch-rival and third-ranked USC in the season finale to secure their second straight consensus national title. Notre Dame outscored its opponents that season 291-52. The Irish would eventually extend its winning streak to 21 games and its unbeaten streak to 39.

2003	Boston College	Chestnut Hill, Ma.	L, 25-27
1997	Boston College	Notre Dame Stadium	W, 52-20
1980	(4) Arizona	Tucson, Ariz.	W, 20-3
1975	(14) USC (3)	Notre Dame Stadium	L, 17-24
1969	(12) Tulane	New Orleans, La.	W, 37-0
1958	(11) Purdue (15)	Notre Dame Stadium	L, 22-29
1952	(16) North Carolina	Notre Dame Stadium	W, 34-14
1947	(2) Iowa	Notre Dame Stadium	W, 21-0
1941	(7) Illinois	Notre Dame Stadium	W, 49-14
1930	Pittsburgh	Pittsburgh, Pa.	W, 35-19
1924	Princeton	Princeton, N.J.	W, 12-0
1919	Western Michigan	Cartier Field	W, 53-0
1913	Alma	Cartier Field	W, 62-0
1902	Indiana	Bloomington, Ind.	W, 11-5
1900	Indiana	Bloomington, Ind.	L, 0-6
1893	Kalamazoo	Cartier Field	W, 34-0

Beginning with the 1936 season, the number in front of the opponent name indicates Notre Dame's ranking in the Associated Press poll coming into the game. The number following the opponent name indicates its ranking.

NOTRE DAME - WASHINGTON CONNECTIONS

- ▶ Notre Dame's roster features two players from the state of Washington. Washington's roster does not have a player from Indiana.

- ▶ Former Notre Dame head coach Tyrone Willingham (2002-04) is in his third year at Washington. Saturday's matchup will be the second time in Notre Dame history the Irish will face one of their former non-interim head coaches on the opposing sideline (other occurrence came against Washington in 2005).
- ▶ In addition to Willingham, Washington offensive line coach Mike Denbrock spent two years on the Notre Dame sidelines. Denbrock coached the Irish tackles and tight ends.
- ▶ Washington director of football operations Erica Genise held the same position at Notre Dame during Willingham's three years as head coach.
- ▶ Notre Dame assistant athletics director and Joyce Center manager Brian Boulac is a Olympia, Wash., native. He earned two monograms playing football for the Irish (1960 and 1961) before spending 12 seasons as an assistant coach at Notre Dame from 1970-82 and being a part of national championship teams in 1973 and 1977. Boulac later became the first head softball coach in school history from 1989-92, guiding the Irish to two Midwestern Collegiate Conference regular-season titles.
- ▶ A number of players from Washington and Notre Dame either attended the same high school or hail from the same hometown.

Notre Dame	High School/Hometown	Washington
Kristopher Patterson, WR	Seattle	Jonathan Amosa, LB Vincente Cordova, WR Marek Domanski, TE Eric Guttorp, PK Senio Kelemete, DL Luther Lukevich, C/LS Kiel Rasp, P Tobias Togi, FB Red Wiggs, LB
Jimmy Clausen, QB	Westlake Village	Tyrone Duncan, DT
Carl Brophy, OL	Spokane	Cameron Elisara, DT
Robert Hughes, RB	Chicago	Charles Hawkins, Jr., WR
Steve Filer, LB		
Darius Fleming, LB		
James Aldridge, RB	St. Louis	Nick Scott, OL
Paddy Mullen, DT		
Terrail Lambert, DB	St. Bonaventure H.S.	Gregory Christine, C
Kristopher Patterson, WR	O'Dea H.S.	Johri Fogerson, DS Daniel Kanczugowski, DL Fred Wiggs, LB
Dayne Cryst, QB	Notre Dame H.S.	Erik Folk, PK
Anthony McDonald, LB		

Scoring Summary

Score by Quarters	1	2	3	4	Score	
Notre Dame	3	9	7	17	-	36 Record: (3-1)
Washington	0	3	0	14	-	17 Record: (1-3)

First Quarter

0:02 ND Fitzpatrick 25 yd field goal, 11-47 4:34

Second Quarter

9:52 UW Knudson 27 yd field goal, 10-70 5:10
 4:47 ND Walker 17 yd run (Team kick failed), 10-80 5:05
 1:01 ND Fitzpatrick 39 yd field goal, 9-59 2:34

Third Quarter

2:48 ND Powers-Neal 2 yd run (Fitzpatrick kick), 7-68 2:35

Fourth Quarter

10:46 ND Fitzpatrick 25 yd field goal, 12-58 5:04
 8:48 ND Samardzija 52 yd pass from Quinn (Fitzpatrick kick), 3-60 1:22
 6:01 UW Palaita 1 yd run (Knudson kick), 10-77 2:47
 3:26 ND Thomas 11 yd run (Fitzpatrick kick), 5-44 2:35
 2:26 UW Chambers 41 yd pass from DuRocher (Knudson kick), 5-70 1:00

	ND	UW
FIRST DOWNS	31	20
RUSHES-YARDS (NET)	47-233	22-41
PASSING YDS (NET)	327	408
Passes Att-Comp-Int	37-25-0	40-19-1
TOTAL OFFENSE PLAYS-YARDS	84-560	62-449
Fumble Returns-Yards	0-0	0-0
Punt Returns-Yards	2-31	1-10
Kickoff Returns-Yards	1-31	4-64
Interception Returns-Yards	1-0	0-0
Punts (Number-Avg)	1-33.0	3-37.3
Fumbles-Lost	2-0	2-2
Penalties-Yards	6-60	3-25
Possession Time	36:56	23:04
Third-Down Conversions	6 of 13	2 of 10
Fourth-Down Conversions	0 of 3	2 of 3
Red-Zone Scores-Chances	5-5	2-4
Sacks By: Number-Yards	3-16	1-2

RUSHING: Notre Dame-Walker 21-128; Thomas 7-52; Powers-Neal 9-30; Quinn 4-29; Jenkins 3-4; Samardzija 2-3; Team 1-minus 13. Washington-Rankin 8-27; Stanback 7-8; James 4-5; Palaita 1-1; Sims 2-0.

PASSING: Notre Dame-Quinn 25-37-0-327; Samardzija 0-0-0-0. Washington-Stanback 17-34-1-353; DuRocher 2-5-0-55; Shackelford 0-1-0-0.

RECEIVING: Notre Dame-Samardzija 8-164; Fasano 6-66; Powers-Neal 4-28; Stovall 3-34; Walker 3-20; Carlson 1-15. Washington-Chambers 5-127; Shackelford 4-50; Russo 3-61; Wood 1-69; Rankin 1-29; James 1-17; Ellis 1-15; Sims 1-14; Kirton 1-13; Williams 1-13.

INTERCEPTIONS: Notre Dame-Wooden 1-0. Washington-None.

FUMBLES: Notre Dame-Team 1-0; Zbikowski 1-0. Washington-James 1-1; Chambers 1-1.

SACKS (UA-A): Notre Dame-Landri 1-0; Hoyte 1-0; Abiamiri 1-0. Washington-White 1-0.

TACKLES (UA-A): Notre Dame-Wooden 9-0; Hoyte 6-2; Ndukwe 7-0; Richardson 3-0; Zbikowski 3-0; Mays 3-0; Thomas 2-0; Abiamiri 2-0; Anastasio 1-1; Crum Jr. 1-1; Fomes 1-0; Bruton 1-0; Ferrine 1-0; Landri 1-0; S. Smith 1-0; Talley 1-0. Washington-Wallace 12-5; Lobendahn 10-3; Goldson 10-0; White 8-2; Benjamin 8-1; Fountaine 7-2; Okoebor 3-1; Afoa 3-0; Mateaki 2-0; Gunheim 1-0; Hopoi 1-0; Douglas 1-0; Lobos 1-0; Howell 1-0; Heater 1-0; Bomar 1-0; Mapuolesega 0-1.

**The Last Meeting in Seattle
 #16 Notre Dame 36, Washington 17
 Sept. 24, 2005**

SEATTLE (AP) -- The Ty Bowl turned into a showcase for Notre Dame - again. Charlie Weis led Notre Dame to the same kind of lopsided romp over Washington on Saturday that Tyrone Willingham did a year ago when he was coaching the Fighting Irish. This time, Willingham was beaten by the players he recruited.

The 16th-ranked Irish, clicking in the air and on the ground after a sluggish start, rolled past the Huskies 36-17 Saturday in a game that had little to do with coaches matching wits and everything to do with slick execution by Notre Dame (3-1) and huge blunders by Washington (1-3).

"If you look at five plays, we get those plays, we win," Willingham said of the goal-line fumble, end-zone interception and other mistakes that went against Washington. But he quickly added, "It won't be our coaching style to be into moral victories."

Weis facetiously dubbed this game "The Ty Bowl" because of all the attention on Willingham's three years with the Irish, which ended with his firing mid-contract last December, and his move to Washington. Weis and Willingham shook hands before the game, then got down to business. At the end, Notre Dame players swarmed around Willingham to shake his hand and wish him well.

A year after Notre Dame won 38-3 in South Bend, Ind., against Washington, the Irish took their show on the road to do virtually the same thing against their former coach on a brilliantly sunny fall afternoon before 71,473 fans in Husky Stadium. This win made Notre Dame 6-0 against Washington.

"I think, psychologically for the players, this (game against Willingham) will be a good thing to have behind them and move on to the next game," said Weis, who now prepares his team for Purdue.

Quarterback Brady Quinn, who threw four touchdown passes last year, threw only one this time but compiled 327 yards passing in a more balanced attack that saw sophomore halfback Darius Walker rush for a career-high 128 yards on 21 carries. Walker became the first running back in Notre Dame history to rush for more than 100 yards in each of his first four games.

"Offensively, we were really concerned with getting back to mixing and matching and not being one-dimensional and having to throw the ball on every play," said Weis, who brought the Irish the playbook he used so successfully as offensive coordinator of the three-time Super Bowl champion New England Patriots.

"We ran the ball significantly better this week than we did last week (in an overtime loss at home to Michigan State). Anytime you can have balance, it makes it easier as a play-caller. Last week we let one get away, and we just wanted to make sure we got back to business this week.

"I thought (Walker) showed a lot more patience in the run game today. He wasn't just turning the corner. He was letting the blocks get set up first. I said him, 'You ran about as fast as me, but you showed real good patience.'"

Quinn, who also ran for 29 yards, spread the wealth of passes around to his targets, with wide receiver Jeff Samardzija leading them all and gaining a career-high 164 yards.

Notre Dame's dominating offense controlled the game, and the Irish never punted until 11 seconds were left. They held possession of the ball for 36:56, breaking open the game with 24 points in the second half. Rashon Powers-Neal had a 2-yard TD run, Samardzija scored on a 52-yard pass and Travis Thomas scored on an 11-yard run.

The Irish insisted that seeing Willingham across the field didn't weigh on their minds, even if it seemed strange to go against a coach who had recruited most of them. Nor were they trying, like sons showing off for their father, to prove anything to him.

"We're just trying to show the country who we are," linebacker Corey Mays said.

Washington, down 29-3 in the fourth quarter, made the final score slightly more respectable with two late touchdowns, the first on a 1-yard run by Mark Palaita, and the second with 2:26 left on a 41-yard pass from reserve quarterback Johnny Durocher.

"We know what happened at Notre Dame when coach (Willingham) was there, but we wanted to win it for ourselves," Washington safety C.J. Wallace said. "We knew that the game really meant a lot. That's why we feel so bad right now, we wanted to win the game for coach Willingham."

Starting Husky quarterback Isaiah Stanback finished with 353 yards on 17-of-34 passing.

A fumble near the goal line on Washington's game-opening, length-of-the-field drive cost the Huskies one touchdown, and an interception in the end zone, after Stanback's career-high 69-yard pass to Marion Wood, cost them another in the second quarter. Notre Dame's only costly turnover came on a botched field goal snap after driving to the Huskies' 24 on its first possession.

Notre Dame led 12-3 at halftime, scoring on Walker's 17-yard touchdown run, blowing an extra point, making field goals from the 25 in the first quarter, the 39 in the second quarter and holding Washington to a 27-yard field goal early in the second quarter.

Washington gained all but five of its 243 yards in the first half on passes, while Notre Dame had the more balanced attack - 146 yards in the air, 102 on the ground.

**The Last Meeting in Notre Dame
Notre Dame 38, Washington 3
Sept. 25, 2004**

NOTRE DAME, Ind. (AP) -- Brady Quinn tied a school record with four touchdown passes to lead Notre Dame to a 38-3 victory over Washington on Saturday.

Quinn was 15-of-23 passing for 196 yards with two TDs each to Matt Shelton and Anthony Fasano in the first half, leading Notre Dame (3-1) to its first easy win of the season.

He completed only two passes in the second half, one for 53 yards that set up the Fighting Irish's final score, but it hardly mattered. The sophomore finished 17-of-32 for 266 yards with one interception.

Washington (0-3), which hasn't had a losing season since 1976, is off to its worst start since 1969. The Huskies lost their first nine games that year before beating Washington State in the season finale.

Quinn's fourth TD pass tied a school record done eight times previously, the last time by Carlyle Holiday.

About the only disappointment for Notre Dame on Saturday was that after playing their best half offensively, the Irish couldn't move the ball in the second half. It was especially disappointing because Notre Dame coaches had stressed the need to finish strong after letting Michigan State stay in the game a week earlier.

But the Huskies - who were held without a touchdown for the first time since a 16-3 loss to Arizona in 1992 - never got back in the game. The three points were the fewest allowed by the Irish since a 42-0 win over Rutgers on Nov. 23, 2002.

Quinn guided Notre Dame to scores on five of its eight first-half possessions. He started the run on Notre Dame's second possession. He pump faked a screen pass, then threw 24 yards into the end zone to Shelton, who was wide open. Two possessions later, Quinn capped a 79-yard drive - Notre Dame's longest scoring drive of the season - with a 27-yard pass to Shelton.

The Notre Dame defense, which had set up or scored half of Notre Dame's touchdowns entering the game, set the offense up again on Washington's next play. Nose guard Trevor Laws jarred the ball loose from tailback Kenny James, then recovered the ball on the Washington 18.

The Irish scored on the next play when Quinn threw an 18-yard TD pass to Fasano, giving Notre Dame a 21-0 lead at the end of the first quarter.

Washington made it 21-3 on a 26-yard field goal by Michael Braunstein. But the Irish went ahead 28-3 on a 15-yard TD pass from Quinn to Fasano in the second quarter.

Notre Dame moved ahead 31-3 when D.J. Fitzpatrick kicked a 45-yard field goal with 34 seconds left in the half.

Only two of Washington nine first-half possessions lasted more than five plays. The Huskies were held to 29 yards rushing on 15 carries and had just 159 yards total offense in the half.

The Irish went ahead 38-3 on a 17-yard run by freshman Darius Walker, who finished with 81 yards on 23 carries. The Huskies held Notre Dame to 146 yards on 46 carries a week after giving up 424 yards rushing against UCLA.

Paus was 10-of-26 for 130 yards in the first half with four passes deflected at the line, three by Irish defensive end Kyle Budinscak. Carl Bonnell played in the second half and was 7-of-18 for 93 yards with one interception.

It marked the first time Notre Dame coach Tyrone Willingham has defeated the Huskies. Willingham's Stanford teams were 0-5 against Washington. The Huskies are now 0-5 against the Irish, losing by combined scored of 194-51

**Scoring
Summary**

Score by Quarters	1	2	3	4	Score	
Washington	0	3	0	0	-	3 Record: (0-3)
Notre Dame	21	10	0	7	-	38 Record: (3-1)

First Quarter

8:59 ND Shelton 24 yd pass from Quinn (Fitzpatrick kick), 5-45 1:37
 0:20 ND Shelton 27 yd pass from Quinn (Fitzpatrick kick), 11-79 3:40
 0:00 ND Fasano 18 yd pass from Quinn (Fitzpatrick kick), 1-18 0:03

Second Quarter

11:53 UW Braunstein 26 yd field goal, 10-58 3:07
 9:14 ND Fasano 15 yd pass from Quinn (Fitzpatrick kick), 7-65 2:39
 0:34 ND Fitzpatrick 45 yd field goal, 9-34 1:33

Fourth Quarter

12:19 ND Walker 17 yd run (Fitzpatrick kick), 3-75 1:18

Team Statistics

	UW	ND
FIRST DOWNS	20	22
RUSHES-YARDS (NET)	34-112	46-146
PASSING YDS (NET)	223	266
Passes Att-Comp-Int	44-17-1	32-17-1
TOTAL OFFENSE PLAYS-YARDS	78-335	78-412
Fumble Returns-Yards	0-0	1-4
Punt Returns-Yards	4-10	2-20
Kickoff Returns-Yards	7-125	1-17
Interception Returns-Yards	1-0	1-18
Punts (Number-Avg)	7-40.6	8-45.0
Fumbles-Lost	5-4	1-0
Penalties-Yards	6-55	10-101
Possession Time	28:03	31:57
Third-Down Conversions	3 of 15	5 of 16
Fourth-Down Conversions	0 of 2	0 of 1
Red-Zone Scores-Chances	1-2	3-3
Sacks By: Number-Yards	0-0	0-0

RUSHING: Washington-James 11-33; Sims 4-30; Rankin 5-25; Bonnell 6-16; Tuiasosopo 2-8; Russo 1-7; Sampson 3-6; Paus 2-minus 13. Notre Dame-Walker 23-81; Wilson 5-20; Powers-Neal 3-17; Jenkins 5-17; Hoskins 4-16; Shelton 1-0; Thomas 5-minus 5.

PASSING: Washington-Paus 10-26-0-130; Bonnell 7-18-1-93. Notre Dame-Quinn 17-32-1-266.

RECEIVING: Washington-Williams 5-72; Whithorne 2-36; Toledo 2-27; Shackelford 2-21; James 2-15; Johnson 1-17; Russo 1-13; Frederick 1-11; Daniels 1-11. Notre Dame-Shelton 4-74; McKnight 3-68; Samardzija 3-48; Fasano 3-41; Holiday 2-21; Schmidt 1-14; Quinn 1-0.

INTERCEPTIONS: Washington-Fontaine 1-0. Notre Dame-Ellick 1-18.

FUMBLES: Washington-James 2-2; Paus 1-1; Sims 1-1; Tuiasosopo 1-0. Notre Dame-Thomas 1-0.

SACKS (UA-A): Washington-None. Notre Dame-None.

TACKLES (UA-A): Washington-White 4-5; Lobendahn 3-6; Benjamin 2-7; Wallace 4-3; Hopoi 3-4; Hemphill 4-1; Goldson 3-2; Cunningham 4-0; Milsten 2-1; Johnson 1-2; Fontaine 1-2; James 2-0; Ala 1-1; Lobos 1-1; Newell 1-1; Galloway 0-2; TEAM 1-0; Gunheim 1-0; White-Frisbee 0-1; Heater 0-1. Notre Dame-Ellick 5-2; Parish IV 4-3; Goolsby 3-4; Hoyte 5-1; Curry 3-3; Pauly 3-2; Burrell 2-2; Tuck 2-1; Richardson 2-1; Jackson 2-1; Carney 1-2; Laws, 2-0; Carlson 2-0; Anastasio 2-0; Frome 1-1; Ndukwe 1-1; Zbikowski 0-2; Leitko 1-0; Shelton 1-0; Budinscak 1-0; Vaughn 1-0; Bolen 1-0; Borseti 0-1; Abiamiri 0-1; Wooden 0-1; Mays 0-1.

**Notre Dame Player
Career Highs**

JAMES ALDRIDGE

Season
 Carries 9, Michigan (9.13)
 Rushing Yards 34, Purdue (9.27)
 Longest Rush 17, Purdue (9.27)
 Rushing TDs 1, at North Carolina (10.11)
 Receptions --
 Receiving Yards --
 Longest Reception --

Career

Carries 32, vs. Navy (11.3.07)
 Rushing Yards 125, vs. Navy (11.3.07)
 Longest Rush 43, vs. Michigan State (9.22.07)
 Rushing TDs 1, at North Carolina (10.11.08)
 Receptions 3, at UCLA (10.6.07)
 Receiving Yards 18, at UCLA (10.6.07)
 Longest Reception 11, at UCLA (10.6.07)

ARMANDO ALLEN

Season
 Carries 17, Purdue (9.27)
 Rushing Yards 134, Purdue (9.27)
 Longest Rush 21, three times
 Rushing TDs 1, twice
 Receptions 7, twice
 Receiving Yards 61, Stanford (10.4)
 Longest Reception 21, Stanford (10.4)
 Receiving TDs 1, Stanford (10.4)
 Longest Kick Return 53, at Michigan State (9.20)
 Kick Return Yards 147, at Michigan State (9.20)
 Kickoff Returns 5, at Michigan State (9.20)
 Longest Punt Return 22, San Diego State (9.6)
 Punt Return Yards 35, San Diego State (9.6)
 Punt Returns 3, at Michigan State (9.20)
 Most All-Purpose Yards 247, Purdue (9.27)

Career

Carries 17, Purdue (9.27.08)
 Rushing Yards 134, Purdue (9.27.08)
 Longest Rush 21, three times
 Rushing TDs 1, twice
 Receptions 7, twice
 Receiving Yards 61, Stanford (10.4.08)
 Longest Reception 21, Stanford (10.4.08)
 Receiving TDs 1, twice
 Longest Kick Return 53, at Michigan State (9.20.08)
 Kick Return Yards 147, at Michigan State (9.20.08)
 Kickoff Returns 5, twice
 Longest Punt Return 22, San Diego State (9.6.08)
 Punt Return Yards 35, San Diego State (9.6.08)
 Punt Returns 3, at Michigan State (9.20.08)
 Most All-Purpose Yards 247, Purdue (9.27.08)

MIKE ANELLO

Season/Career
 Tackles 4, San Diego State (9.6)
 Forced Fumble 1, Michigan (9.13)
 Fumble Recovery 1, Michigan (9.13)

SERGIO BROWN

Season/Career
 Tackles 6, San Diego State (9.6)
 TFL 1.0, twice
 Sacks 1.0, Stanford (10.4)
 PBUs 2, San Diego State (9.6)
 QB Hurries 1, twice
 Blocked Punt 1, San Diego State (9.6)
 Fumble Recovery 1, Michigan (9.13)

JUSTIN BROWN

Season
 Tackles 4, Michigan (9.13)
 TFL 2.0, Michigan (9.13)
 PBUs --
 Sacks --
 QB Hurries 1, twice

Career

Tackles 8, at Michigan (9.15.07)
 TFL 9, Michigan (9.13.08)
 PBUs 1, vs. UNC (11.4.06)
 Sacks 1.0, vs. Navy (10.28.06)
 QB Hurries 1, Stanford (10.4.08)

DAVID BRUTON

Season
 Tackles 15, Michigan (9.13)
 TFL 1.5, Michigan (9.13)
 Sacks --

PBUs 1, twice
 Fumble Recovery 1, San Diego State (9.6)
 Forced Fumbles 1, twice
 Interceptions 1, twice
 Longest INT Return 39, Michigan (9.13)
 Blocked Punt --

Career

Tackles 15, twice
 TFL 2.0, vs. Ga. Tech (9.1.07)
 Sacks 1.0, vs. Ga. Tech (9.1.07)
 PBUs 1, four times
 Fumble Recovery 1, twice
 Forced Fumbles 1, three times
 Interceptions 1, five times
 Longest INT Return 39, Michigan (9.13.08)
 Blocked Punt 1, vs. USC (10.20.07)

JIMMY CLAUSEN

Season
 Carries 11, at North Carolina (10.11)
 Rushing Yards 8, Purdue (9.27)
 Longest Rush 8, Stanford (10.4)
 Pass Attempts 48, at North Carolina (10.11)
 Pass Completions 31, at North Carolina (10.11)
 Passing Yards 383, at North Carolina (10.11)
 Longest Completion 60, Michigan (9.13)
 Passing TDs 3, three times
 Rushing TDs --
 Interceptions 2, four times

Career

Carries 11, at North Carolina (10.11.08)
 Rushing Yards 12, vs. Duke (11.17.07)
 Longest Rush 11, vs. Duke (11.17.07)
 Pass Attempts 48, at North Carolina (10.11.08)
 Pass Completions 31, at North Carolina (10.11.08)
 Passing Yards 383, at North Carolina (10.11.08)
 Longest Completion 60, Michigan (9.13.08)
 Passing TDs 3, five times
 Rushing TDs 1, twice
 Interceptions 2, five times

MAURICE CRUM, JR.

Season
 Tackles 8, at Michigan State (9.20)
 TFL 1.0, twice
 QB Hurries 2, at North Carolina (10.11)
 Sacks 1.0, San Diego State (9.6)
 Interceptions --
 PBUs 1, at North Carolina (10.11)
 Interceptions --
 Forced Fumbles --
 Fumble Recoveries --
 Longest INT Return --
 Longest Fumble Return --
 Fumble Return TD --

Career

Tackles 16, vs. Michigan State (9.22.07)
 TFL 3.0, twice
 QB Hurries 2, at North Carolina (10.11.08)
 Sacks 1.0, six times
 Interceptions 2, at UCLA (10.6.07)
 PBUs 2, at UCLA (10.6.07)
 Interceptions 2, at UCLA (10.6.07)
 Forced Fumbles 2, at UCLA (10.6.07)
 Fumble Recoveries 2, at UCLA (10.6.07)
 Longest INT Return 33, at UCLA (10.6.07)
 Longest Fumble Return 34, at UCLA (10.6.07)
 Fumble Return TD 34, at UCLA (10.6.07)

MICHAEL FLOYD

Season/Career
 Receptions 7, at Michigan State (9.20)
 Receiving Yards 115, Stanford (10.4)
 Longest Reception 48, Stanford (10.4)
 Receiving TDs 1, four times

DAVID GRIMES

Season
 Receptions 7, Stanford (10.4)
 Receiving Yards 65, Purdue (9.27)
 Longest Reception 30, Purdue (9.27)
 Receiving TDs 1, twice
 Longest Kickoff Return --
 Kickoff Return Yards --
 Kickoff Returns --
 Punt Return Yards --
 Punt Returns --

Longest Punt Return --

Career

Receptions 8, vs. UCLA (10.21.06)
 Receiving Yards 79, vs. UCLA (10.21.06)
 Longest Reception 36, vs. Navy (10.28.06)
 Receiving TDs 1, six times
 Longest Kickoff Return 50, vs. UNC (11.4.06)
 Kickoff Return Yards 145, vs. Michigan (9.16.06)
 Kickoff Returns 6, vs. Michigan (9.16.06)
 Punt Return Yards 17, vs. Navy (11.12.05)
 Punt Returns 1, vs. Navy (11.12.05)
 Longest Punt Return 17, vs. Navy (11.12.05)

RAY HERRING

Season
 Tackles 1, Stanford (10.4)
 PBUs --
 Fumble Recovery --
 QB Hurries 1, Michigan (9.13)

Career

Tackles 9, vs. Stanford (10.7.06)
 PBUs 1, vs. Purdue (9.30.06)
 Fumble Recovery 1, vs. Army (11.18.06)
 QB Hurries 1, Michigan (9.13.08)

ROBERT HUGHES

Season
 Carries 19, Michigan (9.13)
 Rushing Yards 79, Michigan (9.13)
 Longest Rush 18, Michigan (9.13)
 Rushing TDs 2, Michigan (9.13)
 Longest Kickoff Return --
 Kickoff Return Yards --
 Kickoff Returns --
 Receptions 3, San Diego State (9.6)
 Receiving Yards 32, San Diego State (9.6)
 Longest Reception 15, at North Carolina (10.11)

Career

Carries 19, Michigan (9.13.08)
 Rushing Yards 136, at Stanford (11.24.07)
 Longest Rush 45, at Stanford (11.24.07)
 Rushing TDs 2, Michigan (9.13.08)
 Longest Kickoff Return 15, Michigan State (9.22.07)
 Kickoff Return Yards 15, Michigan State (9.22.07)
 Kickoff Returns 2, vs. Ga. Tech (9.1.07)
 Receptions 3, San Diego State (9.6.08)
 Receiving Yards 32, San Diego State (9.6.08)
 Longest Reception 15, at North Carolina (10.11.08)

DUVAL KAMARA

Season
 Receptions 5, at North Carolina (10.11)
 Receiving Yards 58, at North Carolina (10.11)
 Longest Reception 28, San Diego State (9.6)
 Receiving TDs 1, Michigan (9.13)

Career

Receptions 6, twice
 Receiving Yards 93, at Stanford (11.24.07)
 Longest Reception 35, at Stanford (11.24.07)
 Receiving TDs 2, vs. Navy (11.3)

PAT KUNTZ

Season
 Tackles 6, Purdue (9.27)
 TFL 2.0, Stanford (10.4)
 Sacks 2.0, Stanford (10.4)
 Fumble Recoveries 1, Stanford (10.4)
 PBUs 1, twice
 Interceptions 1, Stanford (10.4)

Career

Tackles 8, twice
 TFL 2.0, Stanford (10.4.08)
 Sacks 2.0, Stanford (10.4.08)
 Fumble Recoveries 1, twice
 PBUs 2, three times
 Interceptions 1, Stanford (10.4.08)

TERRAIL LAMBERT

Season
 Tackles 8, at Michigan State (9.20)
 TFL --
 Interceptions --
 Longest INT Return --
 PBUs 2, San Diego State (9.6)
 Fumble Recoveries --

**Notre Dame Player
Career Highs**

Fumbles Forced --

Career
Tackles 11, vs. Purdue (9.30.06)
TFL 1.0, vs. Purdue (9.30.06)
Interceptions 2, at Michigan State (9.23.06)
Longest INT Return 27, at Michigan State (9.23.06)
PBUs 2, San Diego State (9.6.08)
Fumble Recoveries 1, at Air Force (11.11.06)
Fumbles Forced 1, vs. Purdue (9.30.06)

ERIC MAUST

Season
Punts 6, Michigan (9.13)
Punt Yards 263, Michigan (9.13)
Punt Average (min. 3) 43.8, Michigan (9.13)
Long Punt 54, Purdue (9.27)
50+ Punts 2, Michigan (9.13)
Inside 20 2, four times

Career
Punts 6, Michigan (9.13.08)
Punt Yards 263, Michigan (9.13.08)
Punt Average 44.0, at Purdue (9.29.07)
Long Punt 54, Purdue (9.27.08)
50+ Punts 2, Michigan (9.13.08)
Inside 20 3, at Stanford (11.24.08)

KYLE MCCARTHY

Season
Tackles 14, twice
TFL 1.0, Stanford (10.4)
Interceptions 1, Stanford (10.4)
Longest INT Return 2, Stanford (10.4)

Career
Tackles 14, twice
TFL 1.0, Stanford (10.4.08)
Forced Fumbles 1, Duke (11.17.07)
PBUs 1, Duke (11.17.07)
Interceptions 1, twice
Longest INT Return 2, Stanford (10.4.08)

KERRY NEAL

Season
Tackles 3, twice
QB Hurries 1, San Diego State (9.6)
TFL 1.0, Purdue (9.27)
Sacks --
Fumble Recovery --
Longest Fumble Return --
Interceptions 1, San Diego State (9.6)
Longest INT Return 2, San Diego State (9.6)

Career
Tackles 3, seven times
QB Hurries 1, twice
TFL 1.0, three times
Sacks 1.0, twice
Fumble Recovery 1, twice
Longest Fumble Return 11, at UCLA (10.6.07)
Interceptions 1, San Diego State (9.6.08)
Longest INT Return 2, San Diego State (9.6.08)

ROBBY PARRIS

Season
Receptions 4, at Michigan State (9.20)
Receiving Yards 22, at Michigan State (9.20)
Longest Reception 12, at Michigan State (9.20)
Receiving TDs --

Career
Receptions 7, at Purdue (9.29.07)
Receiving Yards 94, vs. Boston College (10.13.07)
Longest Reception 35, at Penn State (9.8.07)
Receiving TDs 1, vs. Boston College (10.13.07)

KYLE RUDOLPH

Season/Career
Receptions 5, Stanford (10.4)
Receiving Yards 70, Stanford (10.4)
Longest Reception 24, Stanford (10.4)
Receiving TDs 1, twice

JOHN RYAN

Season
Tackles 2, Stanford (10.4)
TFLs --
PBUs 2, San Diego State (9.6)
Sacks --

QB Hurries 1, twice
Fumble Recovery 1, at Michigan State (9.20)

Career
Tackles 7, at Michigan (9.15.07)
TFLs 2.0, at Purdue (9.29.07)
PBUs 2, San Diego State (9.6.08)
Sacks 1.0, twice
QB Hurries 1, four times
Fumble Recovery 1, at Michigan State (9.20.08)

ASAPH SCHWAPP

Season
Carries --
Rushing Yards --
Receptions --
Receiving Yards --
Longest Reception --

Career
Carries 8, vs. BYU (10.22.05)
Rushing Yards 27, vs. BYU (10.22.05)
Receptions 2, twice
Receiving Yards 22, vs. Boston College (10.13.07)
Longest Reception 15, vs. Boston College (10.13.07)

EVAN SHARPLEY

Season
Carries --
Rushing Yards --
Longest Rush --
Pass Attempts --
Pass Completions --
Passing Yards --
Longest Completion --
Passing TDs --

Career
Carries 10, twice
Rushing Yards 3, vs. Navy (11.3.07)
Longest Rush 13, vs. Navy (11.3.07)
Pass Attempts 33, vs. USC (10.20.07)
Pass Completions 17, twice
Passing Yards 208, at Purdue (9.29.07)
Longest Completion 43, at Purdue (9.29.07)
Passing TDs 2, twice

BRIAN SMITH

Season
Tackles 10, at Michigan State (9.20)
QB Hurries 1, three times
TFL 1.0, three times
Sacks 1.0, Stanford (10.4)
Interceptions --
Longest INT Return --
INT Return TD --
Forced Fumbles 1, at Michigan State (9.20)
Fumble Recoveries 2, Michigan (9.13)
PBUs 1, Michigan (9.13)
Longest Fumble Return 35, Michigan (9.13)
Fumble Return TD 1, Michigan (9.13)

Career
Tackles 10, at Michigan State (9.20.08)
QB Hurries 1, five times
TFL 1.0, five times
Sacks 1.0, twice
Interceptions 1, vs. Boston College (10.13.07)
Longest INT Return 25, vs. Boston College (10.13.07)
INT Return TD 25, vs. Boston College (10.13.07)
Forced Fumbles 1, at Michigan State (9.20.08)
Fumble Recoveries 2, Michigan (9.13.08)
PBUs 1, Michigan (9.13.08)
Longest Fumble Return 35, Michigan (9.13.08)
Fumble Return TD 1, Michigan (9.13.08)

HARRISON SMITH

Season/Career
Tackles 6, twice
TFL 1.0, three times
PBUs 1, Purdue (9.27)
Carries 1, Stanford (10.4)
Rushing Yards 23, Stanford (10.4)
Longest Rush 23, Stanford (10.4)

GOLDEN TATE

Season
Carries 1, at Michigan State (9.20)
Rushing Yards 24, at Michigan State (9.20)
Longest Rush 24, at Michigan State (9.20)

Receptions 6, San Diego State (9.6)
Receiving Yards 127, Michigan (9.13)
Longest Reception 60, Michigan (9.13)
Receiving TDs 1, four times
Longest Kickoff Return 29, at North Carolina (10.11)
Kickoff Return Yards 92, at North Carolina (10.11)
Kickoff Returns 4, at North Carolina (10.11)
Most All-Purpose Yards 213, at North Carolina (10.11)

Career
Carries 1, twice
Rushing Yards 24, at Michigan State (9.20.08)
Longest Rush 24, at Michigan State (9.20.08)
Receptions 6, San Diego State (9.6.08)
Receiving Yards 127, Michigan (9.13.08)
Longest Reception 60, Michigan (9.13.08)
Receiving TDs 1, five times
Longest Kickoff Return 40, at Michigan (9.15.07)
Kickoff Return Yards 133, at Michigan (9.15.07)
Kickoff Returns 5, at Michigan (9.15.07)
Most All-Purpose Yards 213, at North Carolina (10.11.08)

BRANDON WALKER

Season
Field Goals 1, twice
Longest FG 42, at North Carolina (10.11)

Career
Field Goals 2, at UCLA (10.6.07)
Longest FG 48, at UCLA (10.6.07)

GEORGE WEST

Season
Carries --
Rushing Yards --
Rushing TDs --
Receptions --
Receiving Yards --
Longest Reception --
Longest Kickoff Return --
Kickoff Return Yards --
Kickoff Returns --
Punt Return Yards 3, Michigan (9.13)
Punt Returns 1, Michigan (9.13)
Longest Punt Return 3, Michigan (9.13)
Most All-Purpose Yards 3, Michigan (9.13)

Career
Carries 1, vs. Purdue (9.30.06)
Rushing Yards 11, vs. Purdue (9.30.06)
Rushing TDs 1, vs. Purdue (9.30.06)
Receptions 4, twice
Receiving Yards 37, at Purdue (9.29.07)
Longest Reception 20, vs. Ga. Tech (9.1.07)
Longest Kickoff Return 33, at Ga. Tech (9.2.06)
Kickoff Return Yards 71, at Michigan State (9.23.06)
Kickoff Returns 3, at Michigan State (9.23.06)
Punt Return Yards 15, vs. UNC (11.4.06)
Punt Returns 2, vs. UNC (11.4.06)
Longest Punt Return 10, vs. UNC (11.4.06)
Most All-Purpose Yards 46, vs. Duke (11.17.07)

IAN WILLIAMS

Season
Tackles 6, at Michigan State (9.20)
TFL --

Career
Tackles 11, vs. Navy (11.3.07)
TFL 1.0, vs. Air Force (11.10.07)

The Last Time

NOTRE DAME

RUSHING

Had 400 or more yards:at Boston College, 1996 (426)
 Had 300 or more yards:at Stanford, 2003 (320)
 Had 70 or more rushing attempts:vs. Michigan State, 1991 (76)
 Had 60 or more rushing attempts:vs. Navy, 2007 (63)
 Had 50 or more rushing attempts:at Stanford, 2005 (50)
 Had six or more rush TDs:vs. Navy, 1996 (6)
 Had five or more rush TDs:at USC, 2000 (5)
 Had four or more rush TDs:vs. Navy, 2007 (4)
 Had two players with 100 rush yards in a game:vs. Stanford, 2002
(Rashon Powers-Neal 108, Ryan Grant 103)

PASSING

Had 500 or more yards:.....at USC, 1970 (526)
 Had 400 or more yards:at Stanford, 2005 (432)
 Had 300 or more yards:at North Carolina, 2008 (383)
 Had 40 or more pass attempts:at North Carolina, 2008 (48)
 Had 30-39 pass attempts:vs. Purdue, 2008 (35)
 Had 25-29 pass completions:Stanford, 2008 (29)
 Had 20-24 pass completions:vs. Purdue, 2008 (20)
 Had six passing TDsvs. BYU, 2005 (6)
 Had five passing TDs:at Michigan State, 2006 (5)
 Had four passing TDs:at Air Force, 2006 (4)
 Had three passing TDs:vs. Stanford, 2008 (3)
 Had five passes intercepted:vs. USC, 1967 (7)
 Had four passes intercepted:at Purdue, 2003 (4)
 Had three passes intercepted:vs. Michigan, 2006 (3)

RECEIVING

Had two players with 100 receiving yards in a game:
at Michigan State, 2006 (John Carlson - 121, Jeff Samardzija - 113)

 Had a player with over 150 receiving yards in a game:
vs. North Carolina, 2006 (Jeff Samardzija - 177)

 Had two players with 10 catches in a game:
vs. BYU, 2005 (Maurice Stovall - 14, Jeff Samardzija - 10)

COMBINATION OFFENSE

Had a 200-yard passer and 100-yard rusher in a game:
vs. Purdue, 2008 (Jimmy Clausen - 275, Armando Allen - 134)

 Had a 100-yard receiver and 100-yard rusher in a game:
vs. Purdue, 2008 (Michael Floyd - 100 rec, Armando Allen - 134 rush)

TOTAL OFFENSE

Had 600 or more yards total offense:at Stanford, 2005 (663)
 Had 500-599 yards total offense:vs. Navy, 2005 (505)
 Had 400-499 yards total offense:at North Carolina, 2008 (472)
 Had 85 or more plays total offense:vs. Navy, 2007 (90)
 Had 75-84 plays total offense:at North Carolina, 2008 (78)

SCORING

Scored 60 or more points:vs. Rutgers, 1996 (62)
 Scored 50-59 points:at Stanford, 2003 (57)
 Scored 40-49 points:vs. Navy, 2007 (44)
 Scored 30-39 points:vs. Purdue, 2008 (38)
 Allowed 60 or more points:Never
 Allowed 50-59 points:at Miami (Fla.), 1985 (58)
 Allowed 40-49 points:vs. Air Force, 2007 (41)
 Allowed 30-39 points:USC, 2007 (38)
 Was held scoreless:USC, 2007 (38-0)
 Was held scoreless at home:USC, 2007 (38-0)
 Was held scoreless on the road:at Michigan, 2007 (38-0)
 Was held without offensive touchdown:at Michigan, 2007 (38-0)
 Held opponent scoreless:vs. Rutgers, 2002 (42-0)
 Held opponent scoreless at home:vs. Rutgers, 2002 (42-0)
 Held opponent scoreless on the road:at Purdue, 1993 (17-0)

Held opponent without offensive touchdown:
at UCLA, 2007 (20-6)

Held opponent scoreless at neutral site:
vs. Maryland (Giants Stadium - East Rutherford, NJ), 2002 (22-0)

Held two opponents scoreless in a season:
2002 vs. Maryland (22-0) vs. Rutgers (42-0)

Held three opponents scoreless in a season:
1976 vs. Purdue (23-0) at Northwestern (49-0), vs. Oregon (41-0)

Held four opponents scoreless in a season:
1966 vs. Army (35-0) vs. North Carolina (32-0), at Oklahoma (38-0),
vs. Pittsburgh (40-0) vs. Duke (64-0), at USC (51-0)

Held five opponents scoreless in a season:
1966 vs. Army (35-0) vs. North Carolina (32-0), at Oklahoma (38-0),
vs. Pittsburgh (40-0) vs. Duke (64-0), at USC (51-0)

Held six opponents scoreless in a season:
1966 vs. Army (35-0) vs. North Carolina (32-0), at Oklahoma (38-0),
vs. Pittsburgh (40-0) vs. Duke (64-0), at USC (51-0)

Had multiple players with multiple TDs in a game:
vs. Navy, 2007 (Travis Thomas - 3, Duval Kamara - 2)

TURNOVERS

Did not commit a turnover:vs. Stanford, 2008
 Committed six or more turnovers:vs. Navy, 1984 (6)
 Committed five turnovers:at North Carolina, 2008 (5)
 Committed four fumbles lost:vs. Michigan State, 1999 (4)
 Committed three fumbles lost:at North Carolina, 2008 (3)
 Recorded six or more takeaways:Michigan, 2008 (6)
 Recorded five takeaways:vs. Washington, 2004 (5)

Returned two or more interceptions for TDs:vs. Stanford, 2002 (2)
(Shane Walton - 18 yards, Courtney Watson - 34 yards)

Returned an interception for a TD:vs. Purdue, 2008 (1)
(Robert Blanton - 47 yards)

Returned a fumble for a TD:Michigan, 2008 (1)
(Brian Smith - 35 yards)

DEFENSE

Held opponent 50 or fewer rushing yards:vs. North Carolina, 2006 (31)
 Held opponent to 100 or fewer passing yards:vs. Army, 2006 (92)
 Held opponent to 201-300 yards total offense:
vs. Duke, 2007 (232)
 Held opponent to 200 or fewer yards total offense:vs. Army, 2006 (150)
 Intercepted five or more passes:vs. Purdue, 1988 (5)
 Intercepted four passes:at UCLA, 2007 (4)
 Intercepted three passes:vs. Stanford, 2008 (3)
 Scored a safety:at Stanford, 2003
 Recorded nine or more sacks:vs. Rutgers, 1996 (9)
 Recorded eight sacks:vs. Pittsburgh, 2003 (8)
 Recorded seven sacks:at Stanford, 2005 (7)
 Recorded six sacks:vs. Navy, 2004 (6)
 Recorded five sacks:vs. Stanford, 2008 (5)
 Held opponent to 10 or fewer first downs:
vs. North Carolina, 2006 (10)

SPECIAL TEAMS

Returned a punt for a TD:vs. North Carolina, 2006
(Tom Zbikowski, 52 yards)
 Returned a blocked punt for a TD:at Boston College, 2003
(Carlos Campbell, 25 yards)
 Returned a kickoff for a TD:vs. Navy, 2002
(Vontez Duff, 92 yards)

**The
Last Time**

Returned a blocked FG for a TDat Air Force, 2006
(Terrail Lambert, 76 yards)
 Blocked a punt:vs. San Diego State, 2008
(Sergio Brown)
 Punted 10 or more times:USC, 2007 (10)
 Did not punt:vs. Navy, 2007
 Blocked a field goal:vs. Boston College, 2007
 Had a field goal blocked:at Purdue, 2007
 Blocked a PAT kick:vs. North Carolina, 2006 (2)
 Scored on a blocked PAT attempt:vs. Texas, 1995
 Missed a kicking PAT:at Purdue, 2007
 Had a kicking PAT blocked:at Air Force, 2006 (2)
 Had a punt blocked:vs. Michigan State, 2005

MISCELLANEOUS

Had 30 or more first downs:vs. Purdue, 2006 (33)
 Had 20-29 first downs:at North Carolina, 2008 (27)
 Was not penalized:at LSU, 1997
 Had 10 or more penalties:vs. Duke, 2007 (11)
 Had 120 or more yards in penalties:at Rutgers, 2000 (120)
 Had 35 minutes or more of possession time:vs. Purdue, 2008 (35:26)
 Was involved in a tie game:at USC, 1994 (17-17)
 Was involved in an overtime game:vs. Navy, 2007 (L, 44-46)

A NOTRE DAME PLAYER

RUSHING

Rushed for 300 or more yards:Never
 Rushed for 250-299 yards:Julius Jones at Pittsburgh, 2003 (262)
 Rushed for 200-249 yards:Julius Jones at Stanford, 2003 (218)
 Rushed for 175-199 yards:Darius Walker at Stanford, 2005 (186)
 Rushed for 150-174 yards:Darius Walker vs. Army, 2006 (162)
 Rushed for 125-149 yards:Armando Allen vs. Purdue, 2008 (134)
 Rushed for 100-124 yards:Robert Hughes vs. Duke, 2007 (110)
 Quarterback rushed for 100 or more yards:Carlyle Holiday
at Boston College, 2001 (109)
 Rushed 40 or more times:Allen Pinkett at LSU, 1984 (40)
 Rushed 35-39 times:Julius Jones, vs. BYU, 2003 (35)
 Rushed 30-34 times:James Aldridge vs. Navy, 2007 (32)
 Rushed 25-29 times:Darius Walker vs. Stanford, 2006 (25)
 Rushed for four or more TDs:Emmett Mosley vs. Navy, 1994 (4)
 Rushed for three TDs:Travis Thomas vs. Navy, 2007 (3)
 Rushed for two TDs:Robert Hughes, Michigan, 2008 (2)
 Had a run of 80 yards or more:
Terrance Howard at West Virginia, 2000 (80)
 Had a run of 70-79 yards:Arnaz Battle vs. Kansas, 1999 (74)
 Had a run of 60-69 yards:Brady Quinn vs. USC, 2006 (60)
 Had a run of 50-59 yards:Carlyle Holiday at Air Force, 2002 (53)

PASSING

Passed for 500 or more yards:Joe Theismann at USC, 1970 (526)
 Passed for 400-499 yards:Brady Quinn at Stanford, 2005 (432)
 Passed for 300-399 yards:Jimmy Clausen at North Carolina, 2008 (383)
 Attempted 50 or more passes: Brady Quinn vs. Michigan State, 2005 (60)
 Attempted 40-49 passes:Jimmy Clausen at North Carolina, 2008 (48)
 Attempted 30-39 passes:Jimmy Clausen vs. Purdue, 2008 (35)
 Completed 30 or more passes:Jimmy Clausen at North Carolina, 2008 (31)
 Completed 20-29 passes:Jimmy Clausen vs. Stanford, 2008 (29)
 Threw five or more TDs:Brady Quinn at Michigan State, 2006 (5)
 Threw four TDs:Brady Quinn at Air Force, 2006 (4)
 Threw three TDs:Jimmy Clausen vs. Stanford, 2008 (3)
 Threw five or more interceptions:Before 1975
 Threw four interceptions:Brady Quinn at Purdue, 2003 (4)
 Threw three interceptions:Brady Quinn vs. Michigan, 2006 (3)
 Completed a pass of 80 yards or more:
Brady Quinn at Stanford, 2005 (80)
 Completed a pass of 70-79 yards:Brady Quinn vs. Tennessee, 2005 (73)
 Completed a pass of 60-69 yards:
Jimmy Clausen vs. Michigan, 2008 (60)
 Completed a pass of 50-59 yards:Brady Quinn at Air Force, 2006 (51)

RECEIVING

Caught 15 or more passes:Never
 Caught 10-14 passes:Rhema McKnight vs. Purdue, 2006 (10)
 Caught seven to nine passes:Armando Allen at North Carolina, 2008 (7)
 Had 200 or more yards receiving:Maurice Stovall vs. BYU, 2005 (207)
 Had 175-199 yards receiving:Jeff Samardzija vs. North Carolina, 2006 (177)
 Had 150-174 yards receiving:Jeff Samardzija vs. BYU, 2005 (152)
 Had 100-149 yards receiving: Golden Tate at North Carolina, 2008 (121)
 Caught four or more TDs:Maurice Stovall vs. BYU, 2005 (4)
 Caught three TDs:Maurice Stovall vs. Navy, 2005 (3)
 Caught two TDs:Duval Kamara vs. Navy, 2007 (2)

TOTAL OFFENSE

Had 500 or more yards total offense:Joe Theismann at USC, 1970 (512)
 Had 400-499 yards total offense:Brady Quinn vs. BYU, 2005 (457)
 Had 100 yards both passing and rushing:
Jarious Jackson vs. Oklahoma, 1999 (276 passing, 107 rushing)

SCORING

Accounted for four or more touchdowns:
Brady Quinn at Air Force, 2006 (4 passing)
 Accounted for three touchdowns:
Jimmy Clausen vs. Stanford, 2008 (3 passing)

DEFENSE

Intercepted three or more passes:Shane Walton vs. Maryland, 2002 (3)
 Intercepted two passes:Maurice Crum, Jr. at UCLA, 2007 (2)
 Recovered three or more fumbles:Never
 Forced two fumbles:Maurice Crum, Jr. at UCLA, 2007 (2)
 Recovered two fumbles:Brian Smith vs. Michigan, 2008 (2)
 Recorded 15 or more tackles:David Bruton vs. Michigan, 2008 (15)
 Recorded 10-14 tackles:Kyle McCarthy vs. San Diego State, 2008 (14)

SPECIAL TEAMS

Scored 15 or more points kicking:D.J. Fitzpatrick vs. BYU, 2003 (15)
 Scored 10-14 points kicking:Carl Gioia vs. PSU, 2006 (11)
 Kicked five or more field goals:
Nicholas Setta vs. Washington State, 2003 (5)
 Kicked four field goals:D.J. Fitzpatrick vs. BYU, 2003 (4)
 Kicked two field goals of 50 or more yards:Never
 Kicked a field goal of 50 or more yards:Nicholas Setta
vs. Maryland, 2002 (51)
 Kicked a punt 70 or more yards:Jim Yoder vs. Texas, 1971 (71)
 Kicked a punt 60-69 yards:Geoffrey Price vs. PSU, 2006 (62)
 Punted 10 or more times:Geoff Price vs. USC, 2007 (10)
 Totaled 175 or more kickoff return yards:
Raghib Ismail at Michigan, 1989 (192)
 Totaled 100 or more punt return yards:
Tom Zbikowski vs. Tennessee, 2005 (118)

AN OPPOSING TEAM

RUSHING

Had 400 or more yards:Pittsburgh, 1975 (411)
 Had 300-399 yards:Stanford, 1997 (322)
 Had 200-299 yards:Michigan State, 2008 (203)
 Had 50 or more rushing attempts:Air Force, 2007 (63)
 Had five or more rush TDs:USC, 2005 (5)
 Had four rush TDs:Navy, 2007 (4)
 Had two or more players with 100 rush yards in a game: Stanford, 1997
(Anthony Bookman - 142, Mike Mitchell - 135)

PASSING

Had 400 or more yards:Washington, 2005 (408)
 Had 300-399 yards:Purdue, 2008 (359)
 Had 60 or more pass attempts:Tennessee, 1990 (60)
 Had 50-59 pass attempts:Purdue, 2008 (55)
 Had 40-49 pass attempts:Boston College, 2007 (49)
 Had 30 or more pass completions:Boston College, 2007 (32)
 Had five or more passing TDs:USC, 2004 (5)

The Last Time

Had four passing TDs:USC, 2007 (4)
Had three passing TDs:Michigan, 2007 (3)

RECEIVING

Had two players with 100 receiving yards in a game:USC, 2003
.....(Mike Williams 112, Keary Colbert 120)

TOTAL OFFENSE

Had 600 or more yards total offense:Ohio State, 2006 Fiesta Bowl (617)
Had 500-599 yards total offense:LSU, 2007 Sugar Bowl (577)
Had 400-499 yards total offense:Purdue, 2008 (462)
Had 80 or more plays:Boston College, 2007 (83)
Had 75-79 plays:Stanford, 2007 (77)

SCORING

Scored 60 or more points:Never
Scored 50-59 points:Miami (Fla.), 1985 (58)
Scored 40-49 points:Air Force, 2007 (41)
Scored 30-39 points:USC, 2007 (38)
Scored a two-point conversion:Navy, 2007

TURNOVERS

Did not commit a turnover:North Carolina, 2008
Had three or more fumbles lost:Michigan, 2008 (4)
Intercepted five or more passes:USC, 1967 (7)
Intercepted four passes:Purdue, 2003 (4)
Intercepted three passes:Michigan, 2006 (3)
Returned an interception for a TD:North Carolina, 2008
.....(Quan Sturdivant - 32 yards)
Returned a fumble for a TD:Air Force, 2007
.....(John Rabold - 19 yards)

DEFENSE

Held ND to 10 or fewer first downs:USC, 2007 (10)
Scored a safety:LSU, 1998
Held ND to 50 or fewer rushing yards:Michigan State, 2008 (16)
Held ND to 101-200 passing yards:Michigan, 2008 (147)
Held ND to 100 or fewer passing yards:UCLA, 2007 (94)
Held ND to 201-300 yards total offense:Michigan, 2008 (260)
Held ND to 200 or fewer yards total offense:USC, 2007 (165)

SPECIAL TEAMS

Returned a punt for a TD: Penn State, 2007 (Derrick Williams - 78 yards)
Returned a blocked punt for a TD:Michigan State, 2004
.....(Jerramy Scott - 0 yards)
Returned a kickoff for a TD:USC, 2006 (Brian Cushing - 42 yards)
Punted 10 or more times:Rutgers, 2002 (10)
Did not punt:Miami (Fla.), 1985
Missed a kicking PAT:San Diego State, 2008

MISCELLANEOUS

Had 30 or more first downs:LSU, 2007 Sugar Bowl (31)
Had 20-29 first downs:North Carolina, 2008 (21)
Had 10 or more penalties:Boston College, 2007 (15)
Had 100 or more yards in penalties:San Diego State, 2008 (100)
Had 35 minutes or more of possession time: Boston College, 2007 (39:03)
Had one 100-yard receiver and one 100-yard rusher:USC, 2006
.....(C.J. Cable, 107 rushing, Dwayne Jarrett, 132 receiving)

AN OPPOSING PLAYER**RUSHING**

Rushed for 300 or more yards:Tony Dorsett, Pittsburgh, 1975 (303)
Rushed for 200-299 yards:Javon Ringer, Michigan State, 2008 (201)
Rushed for 150-199 yards:Mike Hart, Michigan, 2007 (187)
Rushed for 100-149 yards:Toby Gerhart, Stanford, 2008 (104)
Rushed 40 or more times:Craig Heyward, Pittsburgh, 1987 (42)
Rushed 30-39 times:Javon Ringer, Michigan State, 2008 (39)
Rushed 25-29 times:Sam McGuffie, Michigan, 2008 (25)
Rushed for five or more TDs:Walter Reyes, Syracuse, 2003 (5)
Rushed for four TDs:Walter Reyes, Syracuse, 2003 (5)

Rushed for three TDs:Reggie Bush, USC, 2005 (3)
Rushed for two TDs:Javon Ringer, Michigan State, 2008 (2)
Had a run of 80 yards or more:Sherman Lewis, Michigan State, 1963 (85)
Had a run of 70-79 yards:Walter Reyes, Syracuse, 2003 (71)
Had a run of 60-69 yards:Javon Ringer, Michigan State, 2008 (63)
Had a run of 50-59 yards:Joe McKnight, USC, 2007 (51)

PASSING

Passed for 500 or more yards:Never
Passed for 400-499 yards:Matt Leinart, USC, 2004 (400)
Passed for 300-399 yards:Curtis Painter, Purdue, 2008 (359)
Attempted 60 or more passes:Andy Kelly, Tennessee, 1990 (60)
Attempted 50-59 passes:Curtis Painter, Purdue, 2008 (55)
Attempted 40-49 passes:Matt Ryan, Boston College, 2007 (49)
Completed 30 or more passes:Matt Ryan, Boston College, 2007 (32)
Completed 20-29 passes:Curtis Painter, Purdue, 2008 (29)
Threw five or more TDs:Matt Leinart, USC, 2004 (5)
Threw four TDs:Mark Sanchez, USC, 2007 (4)
Threw three TDs:Ryan Mallett, Michigan, 2007 (3)
Completed a pass of 90 yards or more:Kyle Orton, Purdue, 2004 (97)
Completed a pass of 80-89 yards:Curtis Painter, Purdue, 2006 (88)
Completed a pass of 70-79 yards:Joe Dailey, North Carolina, 2006 (72)
Completed a pass of 60-69 yards:Chad Henne, Michigan, 2006 (69)
Completed a pass of 50-59 yards: Anthony Morelli, Penn State, 2007 (51)

RECEIVING

Caught 10 or more passes:Desmond Tardy, Purdue, 2008 (10)
Caught seven to nine passes:Hakeem Nicks, North Carolina, 2008 (9)
Had 200 or more yards receiving:Selwyn Lymon, Purdue, 2006 (238)
Had 150-199 yards receiving:Desmond Tardy, Purdue, 2008 (175)
Had 100-149 yards receiving:Hakeem Nicks, North Carolina, 2008 (141)
Caught three or more TD passes:Dwayne Jarrett, USC, 2006 (3)
Caught two TD passes:Kellen Davis, Michigan State, 2007 (2)

SCORING

Accounted for five or more touchdowns:Matt Leinart, USC, 2004
.....(5 passing)

Accounted for four touchdowns:Matt Trannon, Michigan State, 2005
.....(3 receiving, 1 rushing)

Accounted for three touchdowns:

.....Shaun Carney, Air Force (1 rushing, 2 passing)

DEFENSE

Intercepted three or more passes:Rod Johnson, N.C. State, 2003 (3)
Intercepted two passes:Otis Wiley, Michigan State, 2008 (2)
Recorded three or more sacks:Bruce Davis, UCLA, 2007 (3.0)
Recorded two sacks:Bruce Carter, North Carolina, 2008 (2.0)

SPECIAL TEAMS

Kicked four or more field goals:Garrett Rivas, Michigan, 2004 (4)
Kicked a field goal 50 or more yards:Matt Payne, BYU, 2004 (53)
Kicked a punt of 65 or more yards:Jared Armstrong, Purdue, 2006 (69)
Totalled 100 or more kick return yards:Karl Whittaker, Navy, 2005 (159)

The Charlie Weis
Record Book

TEAM RECORDS - OFFENSE

most points in a game		
49	BYU	10.22.05
49	at Purdue	10.1.05
45	North Carolina	11.4.06
44	Navy	11.3.07
42	Navy	11.12.05
42	at Pittsburgh	9.3.05
41	Penn State	9.9.06
41	Tennessee	11.5.05
41	Michigan State	9.17.05
41	Army	11.18.06

most points in a half		
35 (1st)	at Pittsburgh	9.3.05
31 (1st)	North Carolina	11.4.06
28 (1st)	Michigan	9.13.08
28 (1st)	at Purdue	10.1.05
28 (2nd)	BYU	10.22.05
28 (1st)	Navy	11.12.05
28 (1st)	Purdue	9.30.06
27 (1st)	at Air Force	11.11.06
26 (2nd)	at Michigan State	9.23.06
24 (2nd)	Purdue	9.27.08
24 (2nd)	at Washington	9.24.05
24 (2nd)	at Stanford	11.26.05

most points in a quarter		
28 (2nd)	at Pittsburgh	9.3.05
21 (3rd)	Purdue	9.27.08
21 (1st)	Michigan	9.13.08
21 (2nd)	Navy	11.12.05
21 (3rd)	BYU	10.22.05
21 (2nd)	at Purdue	10.1.05
20 (2nd)	Army	11.18.06
20 (4th)	Tennessee	11.5.05
20 (1st)	at Air Force	11.11.06
19 (4th)	at Michigan State	9.23.06
18 (4th)	at Stanford	11.26.05

margin of victory		
32	Army	11.18.06
26	BYU	10.22.05
24	Syracuse	11.19.05
24	Penn State	9.9.06
24	vs. Navy	10.28.06
22	at Air Force	11.11.06
21	at Pittsburgh	9.3.05
21	at Purdue	10.1.05
21	Navy	11.12.05
21	Stanford	10.7.06
21	Duke	11.17.07

fewest points in a game		
0	at Michigan	9.15.07
0	USC	10.20.07
3	Georgia Tech	9.1.07
7	at Michigan State	9.20.08
10	at Penn State	9.8.07
14	Boston College	10.13.07
14	Michigan State	9.22.07
14	at Georgia Tech	9.2.06
14	vs. LSU	1.3.07
17	at Michigan	9.10.05

fewest points in a half		
0 (1st)	at Michigan State	9.20.08
0 (1st)	USC	10.20.07
0 (2nd)	USC	10.20.07
0 (1st)	Boston College	10.13.07
0 (1st)	at Purdue	9.29.07
0 (2nd)	Michigan State	9.22.07
0 (1st)	at Michigan	9.15.07
0 (2nd)	at Michigan	9.15.07
0 (1st)	Georgia Tech	9.1.07
0 (2nd)	vs. LSU	1.3.07

most rushing yards in a game		
275	at Pittsburgh	9.3.05
235	Navy	11.3.07
233	at Washington	9.24.05
231	at Stanford	11.26.05
221	Army	11.18.06
221	Navy	11.12.05
220	Duke	11.17.07
204	Stanford	10.7.06
201	Purdue	9.27.08
176	vs. Navy	10.28.06
176	at Air Force	11.11.06

fewest rushing yards in a game		
-8	Georgia Tech	9.1.07
-6	at Michigan	9.15.07
0	at Penn State	9.8.07
4	Michigan	9.16.06
16	at Michigan State	9.20.08
27	Boston College	10.13.07
41	UCLA	10.21.06
44	BYU	10.22.05
46	at UCLA	10.6.07
47	at Michigan State	9.23.06

most carries		
63	Navy	11.3.07
52	USC	11.15.05
50	at Stanford	11.26.05
50	at Purdue	10.1.05
50	at Pittsburgh	9.3.05
48	Duke	11.17.07
47	at Washington	9.24.05
44	at Michigan	9.10.05
43	Purdue	9.30.06
41	Georgia Tech	9.1.07

highest average gain per rush (min. 20)		
6.5	at Air Force	11.11.06
6.3	Army	11.18.06
5.7	Navy	11.12.05
5.5	at Pittsburgh	9.3.05
5.2	Stanford	10.7.06
5.0	Purdue	9.27.08
5.0	at Washington	9.24.05
4.8	vs. Navy	10.28.06
4.6	at Stanford	11.26.05
4.6	vs. LSU	1.3.07
4.6	vs. Duke	11.17.07

most rushing TDs scored		
4	Navy	11.3.07
4	at Purdue	10.1.05
4	at Pittsburgh	9.3.05
3	at Stanford	11.24.07
3	vs. Ohio State	1.2.06
3	at Washington	9.24.05
3	Purdue	9.30.06
3	Army	11.18.06
2	Michigan	9.13.08
2	Michigan State	9.22.07
2	Navy	11.12.05
2	at Stanford	11.26.05
2	USC	11.15.05
2	at Georgia Tech	9.2.06
2	vs. Navy	10.28.06

most passes attempted		
60	Michigan State	9.17.05
52	at Purdue	9.29.07
49	Boston College	10.13.07
49	Michigan	9.16.06
48	at North Carolina	10.11.08
45	UCLA	10.21.06
45	vs. Ohio State	1.2.06
45	at USC	11.25.06
41	BYU	10.22.05
41	at Michigan State	9.20.08

most passes completed		
34	at Purdue	9.29.07
33	Michigan State	9.17.05
32	BYU	10.22.05
31	at North Carolina	10.11.08
30	at Purdue	10.1.05
29	Stanford	10.4.08
29	vs. Ohio State	1.2.06
29	Purdue	9.30.06
27	UCLA	10.21.06
27	Stanford	10.7.06

highest completion percentage (min. 10 att.)		
78.0	BYU	10.22.05
76.9	at Purdue	10.1.05
76.3	Purdue	9.30.06
73.7	at Air Force	11.11.06
73.3	Army	11.18.06
72.5	Stanford	10.4.08
72.0	vs. Navy	10.28.06
71.1	Stanford	10.7.06
71.0	Navy	11.12.05
69.4	Penn State	9.9.06

most passing yards		
487	Michigan State	9.17.05
468	at Purdue	10.1.05
467	BYU	10.22.05
432	at Stanford	11.26.05
383	at North Carolina	10.11.08
377	at Purdue	9.29.07
347	Stanford	10.4.08
346	North Carolina	11.4.06
327	at Washington	9.24.05
319	at Michigan State	9.23.06

most passing ypa (min. 10 att.)		
12.0	at Purdue	10.1.05
11.8	vs. Navy	10.28.06
11.4	BYU	10.22.05
11.4	at Stanford	11.26.05
10.9	at Air Force	11.11.06
9.4	North Carolina	11.4.06
9.2	Navy	11.12.05
8.9	Tennessee	11.5.05
8.9	at Michigan State	9.23.06
8.8	at Washington	9.24.05

most passing yards per comp. (min. 5 comp.)		
17.3	at Stanford	11.26.05
16.4	vs. Navy	10.28.06
15.9	at Michigan State	9.23.06
15.6	at Purdue	10.1.05
15.0	North Carolina	11.4.06
14.8	Michigan State	9.17.05
14.8	Tennessee	11.5.05
14.8	at Air Force	11.11.06
14.7	Michigan	9.13.08
14.6	BYU	10.22.05

most touchdown passes		
6	BYU	10.22.05
5	Michigan State	9.17.05
5	at Michigan State	9.23.06
4	at Air Force	11.11.06
4	North Carolina	11.4.06
4	Navy	11.12.05
3	Stanford	10.4.08
3	Purdue	9.27.08
3	San Diego State	9.6.08
3	Duke	11.17.07
3	Air Force	11.10.07
3	Army	11.18.06
3	Tennessee	11.5.05
3	at Stanford	11.26.05
3	at Purdue	10.1.05
3	Stanford	10.7.06
3	Penn State	9.9.06
3	Michigan	9.16.06

**The Charlie Weis
Record Book**

3	vs. Navy	10.28.06
3	at USC	11.25.06
3	at Purdue	9.29.07

most passes had intercepted

3	Michigan	9.16.06
2	at North Carolina	10.11.08
2	at Michigan State	9.20.08
2	Michigan	9.13.08
2	San Diego State	9.6.08
2	Boston College	10.13.07
2	at Stanford	11.26.05
2	at Purdue	10.1.05
2	vs. LSU	1.3.07
2	at Michigan	9.15.07
2	at Purdue	9.29.07

highest passing efficiency rating (min. 11 att.)

234.7	at Air Force	11.11.06
222.0	BYU	10.22.05
210.7	vs. Navy	10.28.06
192.9	at Purdue	10.1.05
184.1	Navy	11.12.05
176.8	at Stanford	11.26.05
176.4	North Carolina	11.4.06
170.3	at Michigan State	9.23.06
170.1	Stanford	10.4.08
165.7	Tennessee	11.5.05

most total offense plays

98	Michigan State	9.17.05	38r,60p
90	Navy	11.3.07	63r,27p
89	at Purdue	10.1.05	50r,39p
88	at Stanford	11.26.05	50r,38p
87	USC	11.15.05	52r,35p
84	at Washington	9.24.05	47r,37p
81	Purdue	9.30.06	43r,38p
80	Duke	11.17.07	48r, 32p
80	UCLA	10.21.06	35r,45p
78	at North Carolina	10.11.08	30r,48p
78	Air Force	11.10.07	38r,40p
78	at Georgia Tech	9.2.06	40r,38p
78	at Purdue	9.29.07	26r,52p

most total offense yards gained

663	at Stanford	11.26.05	231r,432p
621	at Purdue	10.1.05	153r,468p
594	Michigan State	9.17.05	107r,487p
560	at Washington	9.24.05	233r,327p
511	BYU	10.22.05	44r,467p
505	Navy	11.12.05	221r,284p
502	at Pittsburgh	9.3.05	275r,227p
476	Purdue	9.27.08	201r, 275p
472	at North Carolina	10.11.08	89r,383p
471	vs. Navy	10.28.06	176r, 295p

highest average gain per play

8.3	at Air Force	11.11.06	46-383
8.0	BYU	10.22.05	64-511
7.6	vs. Navy	10.28.06	62-471
7.5	at Stanford	11.26.05	88-663
7.2	Navy	11.12.05	70-505
7.0	at Purdue	10.1.05	89-621
6.9	at Michigan State	9.23.06	53-366
6.8	Army	11.18.06	65-439
6.7	at Washington	9.24.05	84-560
6.5	at Pittsburgh	9.3.05	77-502

most all-purpose yards gained

794	at Stanford	11.26.05
716	Michigan State	9.17.05
698	BYU	10.22.05
683	at Purdue	10.1.05
646	North Carolina	11.4.06
622	at Washington	9.24.05
605	Tennessee	11.5.05
592	at North Carolina	10.11.08
580	Purdue	9.27.08
577	Navy	11.12.05

most all-purpose attempts

97	Navy	11.3.07
85	at North Carolina	10.11.08
85	at Stanford	11.26.05
84	at Purdue	10.1.05
81	USC	11.15.05
81	Purdue	9.27.08
78	Michigan State	9.17.05
76	at Washington	9.24.05
76	Purdue	9.30.06
74	Stanford	10.4.08

most touchdowns scored

7	at Purdue	10.1.05
7	BYU	10.22.05
6	Navy	11.3.07
6	Army	11.18.06
6	at Air Force	11.11.06
6	North Carolina	11.4.06
6	Navy	11.12.05
6	at Pittsburgh	9.3.05
6	at Michigan State	9.23.06
5	Purdue	9.27.08
5	Tennessee	11.5.05
5	at Stanford	11.26.05
5	Penn State	9.9.06
5	Michigan State	9.17.05
5	Purdue	9.30.06
5	vs. Navy	10.28.06

most first downs in a game

33	at Pittsburgh	9.3.05
33	Purdue	9.30.06
32	at Purdue	10.1.05
31	Michigan State	9.17.05
31	at Washington	9.24.05
30	at Stanford	11.26.05
29	Navy	11.12.05
29	Stanford	10.7.06
28	USC	11.15.05
27	at North Carolina	10.11.08
27	BYU	10.22.05
27	Navy	11.3.07

fewest first downs in a game

9	Michigan State	9.22.07
9	at Penn State	9.8.07
10	USC	10.20.07
10	at Michigan	9.15.07
12	at UCLA	10.6.07
13	Georgia Tech	9.1.07
13	at Michigan State	9.23.06
14	Michigan	9.13.08
14	Boston College	10.13.07
14	Michigan	9.16.06
14	Tennessee	11.5.05

most time of possession

38:40	USC	11.15.05
38:01	Purdue	9.30.06
36:56	at Washington	9.24.05
36:03	at Purdue	10.1.05
35:49	Michigan State	9.17.05
35:35	Duke	11.17.07
35:25	at Georgia Tech	9.2.06
35:26	Purdue	9.27.08
34:35	at Stanford	11.26.05
34:40	Stanford	10.7.06

least time of possession

20:57	Boston College	10.13.07
21:25	at Air Force	11.11.06
24:21	at Michigan State	9.23.06
25:45	at Stanford	11.24.07
25:54	Air Force	11.10.07
26:00	at Penn State	9.8.07
26:04	Michigan	9.16.06
26:15	at Michigan State	9.20.08
26:16	at Michigan	9.15.07

26:21	BYU	10.22.05
-------	-----	----------

most third down conversions

10	at North Carolina	10.11.08
10	at Purdue	10.1.05
10	USC	11.15.05
10	at Pittsburgh	9.3.05
10	Duke	11.17.07
9	Navy	11.3.07
9	Navy	11.12.05
9	vs. Ohio State	1.2.06
8	vs. LSU	1.3.07
8	North Carolina	11.4.06
8	BYU	11.12.05
8	at Stanford	11.26.05
8	Purdue	9.30.06

fewest third down conversions

1	at Michigan State	9.23.06
2	at Penn State	9.8.07
2	Michigan	9.16.06
3	Michigan	9.13.08
3	San Diego State	9.6.08
3	at UCLA	10.6.07
3	at Air Force	11.11.06
4	Stanford	10.4.08
4	at Stanford	11.24.07
4	Air Force	11.10.07
4	USC	10.20.07
4	at Michigan	9.15.07
4	UCLA	10.21.06
4	at Michigan	9.10.05

most fourth down conversions

6	Navy	11.3.07
4	at Purdue	9.29.07
4	UCLA	10.21.06
4	Penn State	9.9.06
3	Purdue	9.27.08
3	vs. Navy	10.28.06
3	Michigan State	9.17.05
3	Stanford	10.4.08
2	Air Force	11.10.07
2	at USC	11.25.06
2	at Georgia Tech	9.2.06
2	Syracuse	11.19.05
2	at Michigan State	9.23.06
2	Purdue	9.30.06
2	Georgia Tech	9.1.07

TEAM RECORDS - SPECIAL TEAMS**most punts**

10	USC	10.20.07
10	at Penn State	9.8.07
9	at UCLA	10.6.07
9	at Michigan	9.10.05
9	Michigan State	9.22.07
7	at Michigan	9.15.07
7	Georgia Tech	9.1.07
7	UCLA	10.21.06
7	Michigan	9.16.06
7	at Michigan State	9.23.06

most punt returns

6	at Stanford	11.26.05
5	North Carolina	11.4.06
4	at Stanford	11.24.07
4	USC	11.15.05
4	at Georgia Tech	9.2.06
3	at Michigan State	9.20.08
3	San Diego State	9.6.08
3	USC	10.20.07
3	Boston College	10.13.07
3	at Michigan	9.15.07
3	Army	11.18.06
3	Tennessee	11.5.05
3	Syracuse	11.19.05
3	Duke	11.17.07

The Charlie Weis
Record Book

most punt return yards

118	Tennessee	11.5.05
87	USC	11.15.05
84	North Carolina	11.4.06
64	at Stanford	11.24.07
41	San Diego State	9.6.08
37	Navy	11.3.07
34	Boston College	10.13.07
34	at Stanford	11.26.05
31	at Washington	9.24.05
30	at Georgia Tech	9.2.06

highest avg. gain per punt return (min. 2 ret.)

39.3	Tennessee	11.5.05	3-118
21.8	USC	11.15.05	4-87
18.5	Navy	11.3.07	2-37
16.8	North Carolina	11.4.06	5-84
16.0	at Stanford	11.24.07	4-64
15.5	at Washington	9.24.05	2-31
13.7	San Diego State	9.6.08	3-41
12.5	Navy	11.12.05	2-25
11.3	Boston College	10.13.07	3-34
11.0	Michigan State	9.17.05	2-22

most kick returns

8	Georgia Tech	9.1.07
8	at Purdue	9.29.07
7	at North Carolina	10.11.08
7	Michigan	9.16.06
7	at USC	11.25.06
6	Air Force	11.10.07
6	vs. LSU	1.3.07
5	at Michigan State	9.20.08
5	Navy	11.3.07
5	USC	10.20.07
5	Michigan State	9.22.07
5	at Michigan	9.15.07
5	BYU	10.22.05

most kick return yards

158	Michigan	9.16.06
147	at Michigan State	9.20.08
142	at USC	11.25.06
133	at Michigan	9.15.07
132	at Purdue	9.29.07
131	Navy	11.3.07
128	vs. LSU	1.3.07
120	at North Carolina	10.11.08
117	Air Force	11.10.07
112	Georgia Tech	9.1.07

highest avg. gain per kick return (min. 2 ret.)

39.5	at Georgia Tech	9.2.06	2-79
31.0	at Purdue	10.1.05	2-62
29.4	at Michigan State	9.20.08	5-147
27.5	North Carolina	11.4.06	4-110
26.6	at Michigan	9.15.07	5-133
26.2	Navy	11.3.07	5-131
26.2	Purdue	9.27.08	4-105
25.3	at Penn State	9.8.07	4-101
24.8	at Michigan State	9.23.06	4-99
24.7	San Diego State	9.6.08	3-74

TEAM RECORDS - DEFENSE

most points allowed

47	Michigan	9.16.06
46	Navy	11.3.07
44	Michigan State	9.17.05
44	at USC	11.25.06
41	vs. LSU	1.3.07
41	Air Force	11.10.07
38	at Michigan	9.15.07
38	USC	10.20.07
37	at Michigan State	9.23.06
34	vs. Ohio State	1.2.06
34	USC	10.15.05

most points allowed (half)

34	Michigan (first)	9.16.06
31	at Michigan State (first)	9.23.06
31	at Michigan (first)	9.15.07
28	at Purdue (second)	10.1.05
24	Michigan State (first)	9.17.05
24	Air Force (second)	11.10.07
23	USC (second)	11.25.06
23	Purdue (first)	9.29.07
21	Ohio State (first)	1.2.06
21	USC (first)	11.25.06
21	LSU (first)	1.3.07
21	USC (second)	10.20.07

most points allowed (quarter)

21	at Michigan (second)	9.15.07
20	Michigan (first)	9.16.06
17	Michigan State (first)	9.23.06
17	Stanford (fourth)	11.26.05
16	USC (fourth)	11.25.06
14	Stanford (fourth)	10.4.08
14	Georgia Tech (fourth)	9.1.07
14	Michigan State (first)	9.22.07
14	Michigan State (third)	9.22.07
14	Boston College (third)	10.13.07
14	USC (third)	10.20.07
14	Navy (second)	11.3.07
14	Air Force (third)	11.10.07
14	Michigan State (first)	9.17.05
14	Michigan State (third)	9.17.05
14	Washington (fourth)	9.24.05
14	Purdue (third)	10.1.05
14	Purdue (fourth)	10.1.05
14	USC (first)	10.15.05
14	Ohio State (second)	1.2.06
14	Penn State (fourth)	9.9.06
14	Michigan (second)	9.16.06
14	Michigan State (second)	9.23.06
14	UCLA (second)	10.21.06
14	Navy (second)	10.28.06
14	USC (first)	11.25.06
14	LSU (first)	1.3.07

fewest points allowed

6	at UCLA	10.6.07
7	Duke	11.17.07
9	Army	11.18.06
10	Syracuse	11.19.05
10	at Michigan	9.10.05
10	at Georgia Tech	9.2.06
13	San Diego State	9.6.08
14	vs. Navy	10.28.06
14	at Stanford	11.24.07
17	Michigan	9.13.08
17	at Washington	9.24.05
17	Penn State	9.9.06
17	UCLA	10.21.06
17	at Air Force	11.11.06

fewest points allowed (half)

0	Michigan (second)	9.13.08
0	at Purdue (first)	10.1.05
0	at Georgia Tech (second)	9.2.06
0	Penn State (first)	9.2.06
0	vs. Navy (second)	10.28.06
3	at Michigan (first)	9.10.05
3	at Washington (first)	9.24.05
3	Syracuse (first)	11.19.05
3	Stanford (first)	10.7.06
3	UCLA (second)	10.21.06
3	at Air Force (first)	11.11.06
3	Army (first)	11.18.06

fewest points allowed (quarter)

0	Stanford (first)	10.4.08
0	Stanford (third)	10.4.08
0	Purdue (fourth)	9.27.08
0	Michigan (third)	9.13.08
0	Michigan (fourth)	9.13.08

0	San Diego State (first)	9.6.08
0	San Diego State (fourth)	9.6.08
0	at Pittsburgh (third)	9.3.05
0	at Michigan (first)	9.10.05
0	at Michigan (third)	9.10.05
0	Michigan State (fourth)	9.17.05
0	at Washington (first)	9.24.05
0	at Washington (third)	9.24.05
0	at Purdue (first)	10.1.05
0	at Purdue (second)	10.1.05
0	USC (second)	10.8.05
0	BYU (second)	10.22.05
0	BYU (fourth)	10.22.05
0	Tennessee (fourth)	11.5.05
0	Navy (second)	11.12.05
0	Syracuse (second)	11.19.05
0	Syracuse (third)	11.19.05
0	Stanford (third)	11.26.05
0	at Georgia Tech (third)	9.2.06
0	at Georgia Tech (fourth)	9.2.06
0	Penn State (first)	9.9.06
0	Penn State (second)	9.9.06
0	at Michigan State (fourth)	9.23.06
0	Purdue (third)	9.30.06
0	Stanford (second)	10.7.06
0	Stanford (third)	10.7.06
0	UCLA (first)	10.21.06
0	UCLA (third)	10.21.06
0	vs. Navy (first)	10.28.06
0	vs. Navy (third)	10.28.06
0	vs. Navy (fourth)	10.28.06
0	North Carolina (fourth)	11.4.06
0	at Air Force (second)	11.11.06
0	Army (second)	11.18.06
0	Army (third)	11.18.06
0	at Michigan (fourth)	9.15.07
0	Michigan State (fourth)	9.22.07
0	at UCLA (third)	10.6.07
0	at UCLA (fourth)	10.6.07
0	Boston College (fourth)	10.13.07
0	Navy (first)	11.3.07
0	Duke (first)	11.17.07
0	Duke (second)	11.17.07
0	Duke (third)	11.17.07
0	at Stanford (third)	11.24.07
0	at Stanford (fourth)	11.24.07

margin of defeat

38	at Michigan	9.15.07
38	USC	10.20.07
30	Georgia Tech	9.1.07
27	vs. LSU	1.3.07
26	Michigan	9.16.06
21	at Penn State	9.8.07
20	at USC	11.25.06
17	Michigan State	9.22.07
17	Air Force	11.10.07
16	at Michigan State	9.20.08

most rushing yards allowed

289	at Michigan (61)	9.15.07
285	Air Force (63)	11.10.07
275	vs. Ohio State (36)	1.2.06
271	vs. Navy (56)	10.28.06
259	Georgia Tech (43)	9.1.07
257	Navy (66)	11.3.07
248	at Michigan State (43)	9.23.06
245	vs. LSU (37)	1.3.07
239	Navy (58)	11.12.05
227	USC (36)	10.20.07

fewest rushing yards allowed

-11	at Stanford (25)	11.26.05
26	UCLA (28)	10.21.06
31	UNC (25)	11.4.06
41	at Washington (22)	9.24.05
58	Army (36)	11.18.06
71	San Diego State	9.6.08
72	Stanford (31)	10.7.06

**The Charlie Weis
Record Book**

75	BYU (34)	10.22.05	43.8	at Michigan	9.15.07	7-16	282	at UCLA	10.6.07
89	at UCLA (37)	10.6.07	45.5	at Stanford	11.24.07	15-33	295	at Penn State	9.8.07
92	Purdue (18)	9.30.06	45.8	Michigan State	9.22.07	11-24	296	Tennessee	11.5.05
			45.8	Georgia Tech	9.1.07	11-24			
highest avg. per rush (min. 20)			most pass yards allowed			most plays			
7.64	vs. Ohio State (36-275)	1.2.06	408	at Washington	9.24.05	83	Boston College	10.13.07	
6.83	at Purdue (24-164)	10.1.05	359	Purdue	9.27.08	82	at Purdue	10.1.05	
6.62	vs. LSU (37-245)	1.3.07	350	at Purdue	10.1.05	79	Air Force	11.10.07	
6.31	USC (36-227)	10.20.07	347	at Stanford	11.26.05	79	at Air Force	11.11.06	
6.02	Georgia Tech (43-259)	9.1.07	346	North Carolina	11.4.06	79	at Purdue	9.29.07	
5.76	at Michigan State (43-248)	9.23.06	342	vs. Ohio State	1.2.05	79	BYU	10.22.05	
5.65	USC (31-175)	10.15.05	327	Michigan State	9.17.05	77	at Michigan	9.15.07	
4.94	Boston College (34-168)	10.13.07	319	at Michigan State	9.23.06	75	at UCLA	10.6.07	
4.84	Navy (56-271)	10.28.06	317	BYU	10.22.05	75	Navy	11.3.07	
4.79	Penn State (33-158)	9.9.06	316	Purdue	9.30.06	74	San Diego State	9.6.08	
lowest avg. per rush (min. 20)			fewest pass yards allowed			fewest plays			
-0.44	at Stanford (25-(-11))	11.26.05	43	vs. Navy	10.28.06	49	North Carolina	11.4.06	
0.93	UCLA (28-26)	10.21.06	75	Navy	11.12.05	49	Stanford	10.7.06	
1.24	UNC (25-31)	11.4.06	78	Syracuse	11.19.05	52	at Georgia Tech	9.1.06	
1.61	Army (36-58)	11.18.06	81	Navy	11.3.07	57	Army	11.18.06	
1.86	at Washington (22-41)	9.24.05	90	at Michigan	9.15.07	60	USC	11.25.06	
2.21	BYU (34-75)	10.22.05	92	Army	11.18.06	60	Syracuse	11.19.05	
2.32	Stanford (31-72)	10.7.06	120	Air Force	11.10.07	61	Stanford	10.7.06	
2.41	at UCLA (37-89)	10.6.07	121	Georgia Tech	9.1.07	62	at Washington	9.24.05	
2.79	Tennessee (39-109)	11.5.05	131	at Penn State	9.8.07	63	Michigan State	9.17.05	
2.83	at Purdue (42-119)	9.29.07	135	Michigan State	9.22.07	63	Michigan	9.16.06	
most rushing TDs allowed			most interceptions			most first downs			
5	USC	10.15.05	4	at UCLA	10.6.07	31	vs. LSU	1.3.07	
4	Navy	11.3.07	3	Stanford	10.4.08	29	at Purdue		
3	vs. LSU	1.3.07	2	Michigan	9.13.08	27	at Purdue	9.29.07	
3	Georgia Tech	9.1.07	2	Tennessee	10.5.05	27	vs. Ohio State		
2	at North Carolina	10.11.08	2	BYU	10.22.05	26	BYU		
2	at Michigan State	9.20.08	2	USC	10.15.05	25	at Michigan	9.15.07	
2	Michigan State	9.17.05	2	at Michigan State	9.23.06	25	Penn State	9.9.06	
2	at Purdue	10.1.05	2	Army	11.18.06	24	Purdue	9.30.06	
2	Navy	11.12.05	2	at USC	11.25.06	24	at Air Force	11.11.06	
2	vs. Ohio State	1.2.06	2	at Purdue	9.29.07	24	USC	10.20.07	
2	at Penn State	9.8.07	2	at Stanford	11.24.07				
2	at Michigan	9.15.07	fewest interceptions			fewest first downs			
2	Boston College	10.13.07	0	at North Carolina	10.11.08	10	North Carolina	11.4.06	
2	Air Force	11.10.07	0	at Michigan State	9.20.08	11	Syracuse	11.19.05	
2	at Stanford	11.24.07	0	Georgia Tech	9.1.07	12	UCLA	10.21.07	
2	at USC	11.25.06	0	at Michigan	9.15.07	12	Army	11.18.06	
2	vs. Navy	10.28.06	0	USC	10.20.07	14	at Stanford	11.26.05	
fewest rushing TDs allowed			0	Navy	11.3.07	14	Stanford	10.7.06	
0	at Michigan	9.10.05	0	Air Force	11.10.07	14	at Georgia Tech	9.1.06	
0	Syracuse	11.19.05	0	Duke	11.17.07	15	at Michigan	9.10.05	
0	Stanford	11.26.05	0	at Stanford	11.25.05	16	Duke	11.17.07	
0	at Georgia Tech	9.2.06	0	vs. Ohio State	1.2.06	16	at Michigan State	9.20.08	
0	Stanford	10.7.06	0	at Georgia Tech	9.2.06	most fumble returns for TD			
0	UCLA	10.21.06	0	Purdue	9.30.06	1	Michigan	9.13.08	
0	UNC	11.4.06	0	vs. Navy	10.28.06	1	Penn State	9.9.06	
0	at Air Force	11.11.06	0	North Carolina	11.4.06	1	at UCLA	10.6.07	
0	Army	11.18.06	0	at Air Force	11.11.06	most fumble return yards			
0	Michigan State	9.22.07	most total offense yards			35	Michigan	9.13.08	
0	at UCLA	10.6.07	617	vs. Ohio State	1.2.06	34	at UCLA	10.6.07	
highest completion percentage (min. 10 att.)			577	vs. LSU	1.3.07	25	Penn State	9.9.06	
73.7	at Air Force	11.11.06	514	at Purdue	10.1.05	most interception returns for TD			
69.6	Michigan	9.13.08	490	Purdue	9.30.06	1	Michigan State	9.23.06	
67.9	vs. Ohio State	1.2.06	488	Michigan State	9.17.05	1	at Penn State	9.8.07	
65.3	Boston College	10.13.07	476	USC	10.15.05	1	Boston College	10.13.07	
64.3	Stanford	10.4.08	462	Purdue	9.27.08	most interception returns			
63.9	at Stanford	11.26.05	462	USC	10.20.07	4	at UCLA	10.6.07	
62.5	Air Force	11.10.07	459	Boston College	10.13.07	2	Michigan	9.13.08	
61.8	vs. LSU	1.3.07	449	at Washington	9.24.05	2	at Stanford	11.24.07	
60.7	at USC	11.25.06	fewest total offense yards			2	at Purdue	9.29.07	
59.5	at Purdue	9.29.07	150	Army	11.18.06	2	at USC	11.25.06	
lowest completion percentage (min. 10 att.)			221	Syracuse	11.19.05	2	Army	11.18.06	
38.1	Army	11.18.06	226	Stanford	10.7.06	2	Tennessee	11.5.05	
40.0	Navy	11.12.05	232	Duke	11.17.07	2	USC	11.15.05	
40.6	Tennessee	11.5.05	243	UCLA	10.21.06	2	BYU	10.22.05	
40.9	Syracuse	11.19.05	244	North Carolina	11.4.06	2	at Michigan State	9.23.06	
42.1	at UCLA	10.6.07	259	at Georgia Tech	9.2.06				
43.2	at Michigan	9.10.05							

The Charlie Weis
Record Book

most interception return yards

86	BYU	10.22.05	
80	Michigan	9.13.08	
74	Tennessee	11.5.05	
73	at Penn State	9.8.07	
64	at UCLA	10.6.07	
51	Michigan	9.16.06	
46	at Stanford	11.24.07	
27	at Michigan	9.10.05	
27	at Michigan State	9.23.06	
25	Boston College	10.13.07	

highest average gain per int return (min. 2 ret.)

43.0	BYU	10.22.05	2-86
40.0	Michigan	9.13.08	2-80
37.0	Tennessee	11.5.05	2-74
23.0	at Stanford	11.24.07	2-46
16.0	at UCLA	10.6.07	4-64
13.5	at Michigan State	9.23.06	2-27
6.5	USC	11.15.05	2-13
0.5	Army	11.18.06	2-1
0.0	at USC	11.25.06	2-0

most tackles

109	at Air Force	11.11.06	45-64
109	Navy	11.3.07	35-74
97	Air Force	11.10.07	39-58
97	Navy	11.12.05	29-68
87	Michigan State	9.22.07	35-52
87	BYU	10.22.05	42-45
85	at Michigan	9.15.07	51-34
85	Michigan	9.16.06	31-54
83	USC	10.20.07	35-48
83	at Stanford	11.24.07	45-38

most quarterback sacks

7.0	at Stanford	11.26.05	
5.0	Stanford	10.4.08	
5.0	at Stanford	11.24.07	
5.0	at UCLA	10.6.07	
5.0	Stanford	10.7.06	
5.0	at Pittsburgh	9.3.05	
4.0	North Carolina	11.4.06	
4.0	vs. Navy	10.28.06	
3.0	Army	11.18.06	
3.0	UCLA	10.21.06	
3.0	Tennessee	11.5.05	
3.0	Syracuse	11.19.05	
3.0	BYU	10.22.05	
3.0	at Michigan State	9.23.06	
3.0	at Washington	9.24.05	

most tackles for loss

12.0	Syracuse	11.19.05	
11.0	Tennessee	11.5.05	
10.0	at Stanford	11.26.05	
9.0	at UCLA	10.6.07	
9.0	Michigan State	9.17.05	
8.0	Army	11.18.06	
8.0	North Carolina	11.4.06	
8.0	UCLA	10.21.06	
8.0	at Pittsburgh	9.3.05	
8.0	Michigan	9.16.06	

most fumbles forced

3	at UCLA	10.6.07	
3	Penn State	9.9.06	
3	Michigan State	9.17.05	
2	Michigan	9.13.08	
2	Navy	11.3.07	
2	at Penn State	9.8.07	
2	Tennessee	11.5.05	
2	at Pittsburgh	9.3.05	
2	at Michigan State	9.23.06	
2	at Washington	9.24.05	

most fumbles recovered

4	Michigan	9.13.08	
3	at UCLA	10.6.07	

2	Duke	11.17.07	
2	Air Force	11.10.07	
2	at Michigan	9.15.07	
2	at Penn State	9.8.07	
2	vs Ohio State	1.2.06	
2	Penn State	9.9.06	
2	Michigan State	9.17.05	
2	at Washington	9.24.05	

most pass breakups

9	at Michigan	9.10.05	
8	San Diego State	9.6.08	
7	USC	10.20.07	
7	at UCLA	10.6.07	
6	Duke	11.17.07	
6	Purdue	9.30.06	
6	at Purdue	10.1.05	
5	Tennessee	11.5.05	
5	at Pittsburgh	9.3.05	
5	Penn State	9.9.06	
5	at Washington	9.24.05	

most blocked kicks

2	North Carolina	11.4.06	
2	vs. Ohio State	1.2.06	
2	Syracuse	11.19.05	
1	Nine Times		

INDIVIDUAL RECORDS - OFFENSE

most rushing attempts

35	Walker, at Stanford (11.26.05)	
32	Aldridge, Navy (11.3.07)	
31	Walker, Purdue (9.30.06)	
26	Walker, Syracuse (11.19.05)	
26	Walker, at Michigan (9.10.05)	
26	Walker, Michigan State (9.17.05)	
25	Walker, Stanford (10.7.06)	
24	Walker, Army (11.18.06)	
23	Walker, at Purdue (10.1.05)	
22	Aldridge, at UCLA (10.6.07)	
22	Walker, at Georgia Tech (9.2.06)	
22	Walker, vs. LSU (1.3.07)	

most rushing yards

186	Walker, at Stanford (11.26.05)	
162	Walker, Army (11.18.06)	
153	Walker, Stanford (10.7.06)	
153	Walker, at Air Force (11.11.06)	
146	Walker, Purdue (9.30.06)	
136	Hughes, at Stanford (11.24.07)	
134	Allen, Purdue (9.27.08)	
128	Walker, at Washington (9.24.05)	
128	Walker, vs. LSU (1.3.07)	
125	Aldridge, Navy (11.3.07)	

highest average gain per rush (min. 10)

10.2	Walker, at Air Force (11.11.06)	15-153
7.9	Allen, Purdue (9.27.08)	17-134
7.6	Hughes, at Stanford (11.24.07)	18-136
6.8	Walker, Army (11.18.06)	24-162
6.7	Quinn, at USC (11.25.06)	11-74
6.5	Hughes, vs. Duke (11.17.07)	17-110
6.2	Walker, Navy (11.12.05)	19-118
6.1	Walker, Stanford (10.7.06)	25-153
6.1	Walker, at Washington (9.24.05)	21-128
5.8	Aldridge, vs. Michigan St. (9.22.07)	18-104
5.8	Walker, vs. LSU (1.3.07)	22-128

most rushing touchdowns

3	T. Thomas, Navy (11.3.07)	
3	Powers-Neal, at Pittsburgh (9.3.05)	
3	Walker, vs Ohio State (1.2.06)	
2	Hughes, vs. Michigan (9.13.08)	
2	Walker, Army (11.18.06)	
2	Powers-Neal, at Purdue (10.1.05)	

longest rush from scrimmage

60	Quinn, at USC (11.25.06)	
45	Hughes, at Stanford (11.24.07)	

43	Aldridge, Michigan State (9.22.07)	
43	Thomas, Penn State (9.9.06)	
39	Walker, at Air Force (11.11.06)	
38	Walker, at Stanford (11.26.05)	
37	Walker, Syracuse (11.19.05)	
35	Walker, vs. LSU (1.3.07)	
33	Hughes, vs. Duke (11.17.07)	
32	Walker, Stanford (10.7.06)	

most passing attempts

60	Quinn, Michigan State (9.17.05)	
48	Clausen, at North Carolina (10.11.08)	
48	Quinn, Michigan (9.16.06)	
45	Quinn, at USC (11.25.06)	
45	Quinn, UCLA (10.21.06)	
45	Quinn, vs Ohio State (1.2.06)	
41	Clausen, at Michigan State (9.20.08)	
41	Quinn, BYU (10.22.05)	
40	Clausen, Stanford (10.4.08)	
40	Clausen, Air Force (11.10.07)	

most passing completions

33	Quinn, Michigan State (9.17.05)	
32	Quinn, BYU (10.22.05)	
31	Clausen, at North Carolina (10.11.08)	
29	Clausen, Stanford (10.4.08)	
29	Quinn, vs Ohio State (1.2.06)	
29	Quinn, at Purdue (10.1.05)	
29	Quinn, Purdue (9.30.06)	
27	Quinn, UCLA (10.21.06)	
27	Quinn, Stanford (10.7.06)	
25	Quinn, at Stanford (11.26.05)	
25	Quinn, Penn State (9.9.06)	
25	Quinn, at Washington (9.24.05)	

highest completion percentage (min. 10 att.)

80.6	Quinn, at Purdue (10.1.05)	29-36
78.0	Quinn, BYU (10.22.05)	32-41
76.9	Sharpley, Georgia Tech (9.1.07)	10-13
76.3	Quinn, Purdue (9.30.06)	29-38
73.7	Quinn, at Air Force (11.11.06)	14-19
73.3	Quinn, Army (11.18.06)	22-30
73.0	Quinn, Stanford (10.7.06)	27-37
72.5	Clausen, Stanford (10.4.08)	29-40
72.0	Quinn, vs. Navy (10.28.06)	18-25
71.0	Quinn, Navy (11.12.05)	22-31

most passing yards

487	Quinn, Michigan State (9.17.05)	
467	Quinn, BYU (10.22.05)	
440	Quinn, at Purdue (10.1.05)	
432	Quinn, at Stanford (11.26.05)	
383	Clausen, at North Carolina (10.11.08)	
347	Clausen, Stanford (10.4.08)	
346	Quinn, North Carolina (11.4.06)	
327	Quinn, at Washington (9.24.05)	
319	Quinn, at Michigan State (9.23.06)	
316	Quinn, Purdue (9.30.06)	

most passing yards per attempt (min. 10 att.)

12.2	Quinn, at Purdue (10.1.05)	36-440
11.8	Quinn, vs. Navy (10.28.06)	25-295
11.4	Quinn, BYU (10.22.05)	41-467
11.4	Quinn, at Stanford (11.26.05)	38-432
10.9	Quinn, at Air Force (11.11.06)	19-207
9.9	Quinn, North Carolina (11.4.06)	35-346
9.2	Quinn, Navy (11.12.05)	31-284
8.9	Quinn, Tennessee (11.5.05)	33-295
8.9	Quinn, at Michigan State (9.23.06)	36-319
8.8	Quinn, at Washington (9.24.05)	37-327

most passing yards per comp. (min. 5 comp.)

17.3	Quinn, at Stanford (11.26.05)	25-432
16.4	Quinn, vs. Navy (10.28.06)	18-295
15.9	Quinn, at Michigan State (9.23.06)	20-319
15.2	Quinn, at Purdue (10.1.05)	29-440
15.0	Quinn, North Carolina (11.4.06)	23-346
14.8	Quinn, at Air Force (11.11.06)	14-207
14.8	Quinn, Michigan State (9.17.05)	33-487

**The Charlie Weis
Record Book**

14.8	Quinn, Tennessee (11.5.05)	20-295
14.7	Clausen, Michigan (9.13.08)	10-147
14.6	Quinn, BYU (10.22.05)	32-467

most passing touchdowns

6	Quinn, BYU (10.22.05)
5	Quinn, Michigan State (9.17.05)
5	Quinn, at Michigan State (9.23.06)
4	Quinn, at Air Force (11.11.06)
4	Quinn, North Carolina (11.4.06)
4	Quinn, Navy (11.12.05)
3	Clausen, Stanford (10.4.08)
3	Clausen, Purdue (9.27.08)
3	Clausen, San Diego State (9.6.08)
3	Clausen, Duke (11.17.07)
3	Clausen, Air Force (11.10.07)
3	Quinn, at USC (11.25.06)
3	Quinn, Army (11.18.06)
3	Quinn, Tennessee (11.5.05)
3	Quinn, at Stanford (11.26.05)
3	Quinn, at Purdue (10.1.05)
3	Quinn, Stanford (10.7.06)
3	Quinn, Penn State (9.9.06)
3	Quinn, Michigan (9.16.06)
3	Quinn, vs. Navy (10.28.06)

most passing interceptions

3	Quinn, Michigan (9.16.06)
2	Clausen, at North Carolina (10.11.08)
2	Clausen, Michigan (9.13.08)
2	Clausen, San Diego State (9.6.08)
2	Clausen, Boston College (10.13.07)
2	Quinn, at Stanford (11.26.05)
2	Quinn, vs. LSU (1.3.07)
2	Clausen, at Michigan State (9.20.08)
1	Clausen, at Stanford (11.24.07)
1	Sharpley, USC (10.20.07)
1	Quinn, Navy (11.12.05)
1	Quinn, at Purdue (10.1.05)
1	Quinn, USC (11.15.05)
1	Quinn, at Pittsburgh (9.3.05)
1	Quinn, Michigan State (9.17.05)
1	Quinn, at Michigan State (9.23.06)
1	Wolke, at Purdue (10.1.05)
1	Quinn, Army (11.18.06)
1	Clausen, at Penn State (9.8.07)
1	Clausen, at Michigan (9.15.07)
1	Sharpley, at Michigan (9.15.07)
1	Clausen, at Purdue (9.29.07)
1	Sharpley, at Purdue (9.29.07)

highest passing efficiency rating (min. 10 att.)

234.8	Quinn, at Air Force (11.11.06)
222.0	Quinn, BYU (10.22.05)
210.7	Quinn, vs. Navy (10.28.06)
205.2	Quinn, at Purdue (10.1.05)
186.5	Quinn, North Carolina (11.4.06)
184.1	Quinn, Navy (11.12.05)
176.8	Quinn, at Stanford (11.26.05)
170.3	Quinn, at Michigan State (9.23.06)
170.1	Clausen, Stanford (10.4.08)
165.7	Quinn, Tennessee (11.5.05)

longest pass completion

80	Quinn, at Stanford (11.26.05)
73	Quinn, Tennessee (11.5.05)
62	Quinn, at Michigan State (9.23.06)
60	Clausen, Michigan (9.13.08)
55	Quinn, at Purdue (10.1.05)
52	Quinn, at Washington (9.24.05)
51	Quinn, at Pittsburgh (9.3.05)
51	Quinn, at Air Force (11.11.06)
50	Quinn, Michigan State (9.17.05)
48	Clausen, Stanford (10.4.08)

most receptions

14	Stovall, BYU (10.22.05)
10	McKnight, Purdue (9.30.06)
10	Samardzija, BYU (10.22.05)

9	Samardzija, Army (11.18.06)
9	Stovall, vs Ohio State (1.2.06)
9	Walker, Purdue (9.30.06)
8	Samardzija, vs. LSU (1.3.07)
8	Carlson, North Carolina (11.4.06)
8	Grimes, UCLA (10.21.06)
8	Samardzija, UCLA (10.21.06)
8	McKnight, Georgia Tech (9.2.06)
8	Samardzija, Stanford (11.26.05)
8	Samardzija, Washington (9.24.05)
8	Stovall, Navy (11.12.05)
8	Stovall, at Purdue (10.1.05)
8	Stovall, Michigan State (9.17.05)

most receiving yards

207	Stovall, BYU (10.22.05)
191	Samardzija, at Stanford (11.26.05)
177	Samardzija, North Carolina (11.4.06)
176	Stovall, Michigan State (9.17.05)
164	Samardzija, at Washington (9.24.05)
153	Samardzija, at Purdue (10.1.05)
152	Samardzija, BYU (10.22.05)
136	Stovall, at Stanford (11.26.05)
134	Stovall, at Purdue (10.1.05)
130	Stovall, Navy (11.12.05)

highest avg. gain per reception (min. 3 rec.)

34.7	Tate, at Purdue (9.29.07)	3-104
31.8	Tate, Michigan (9.13.08)	4-127
30.3	Stovall, Syracuse (11.19.05)	3-91
30.2	Carlson, at Michigan State (9.23.06)	4-121
29.5	Samardzija, North Carolina (11.4.06)	6-177
24.2	Tate, at North Carolina (10.11.08)	5-121
24.0	Grimes, vs. Navy (10.28.06)	3-72
23.9	Samardzija, at Stanford (11.26.05)	8-191
23.5	Parris, Boston College (10.13.07)	4-94
23.0	Floyd, Stanford (10.4.08)	5-115

most receiving touchdowns

4	Stovall, BYU (10.22.05)
3	Samardzija, Michigan State (9.17.05)
3	Samardzija, Navy (11.12.05)
2	Kamara, Navy (11.3.07)
2	McKnight, Army (11.18.06)
2	McKnight, North Carolina (11.4.06)
2	McKnight, at Michigan State (9.23.06)
2	McKnight, Purdue (9.30.06)
2	Samardzija, Purdue (9.30.06)
2	Samardzija, at Stanford (11.26.05)
2	Samardzija, at Purdue (10.1.05)
2	Samardzija, BYU (10.22.05)
2	Samardzija, at Michigan State (9.23.06)
2	McKnight, vs. Navy (10.28.06)

longest pass reception

80	Samardzija, at Stanford (11.26.05)
73	Samardzija, Tennessee (11.5.05)
62	Carlson, at Michigan State (9.23.06)
60	Tate, Michigan (9.13.08)
55	Samardzija, at Purdue (10.1.05)
52	Samardzija, at Washington (9.24.05)
51	Walker, at Pittsburgh (9.3.05)
51	Samardzija, at Air Force (11.11.06)
50	Stovall, Michigan State (9.17.05)
48	Floyd, Stanford (10.4.08)

most total offense plays

67	Quinn, Michigan State (9.17.05)	7r,60p
59	Clausen, at North Carolina (10.11.08)	11r,48p
59	Quinn, UCLA (10.21.06)	14r,45p
56	Quinn, at USC (11.25.06)	11r, 45p
55	Quinn, vs Ohio State (1.2.06)	10r,45p
52	Quinn, Michigan (9.16.06)	4r,48p
50	Clausen, Air Force (11.10.07)	10r,40p
48	Quinn, USC (11.15.05)	13r,35p
47	Clausen, at Stanford (11.24.07)	15r, 32p
45	Quinn, BYU (10.22.05)	4r,41p
45	Quinn, at Georgia Tech (9.2.06)	7r,38p

most total offense yards gained

479	Quinn, Michigan State (9.17.05)	-8r,487p
463	Quinn, at Purdue (10.1.05)	23r,440p
457	Quinn, BYU (10.22.05)	-10r,467p
453	Quinn, at Stanford (11.26.05)	21r,432p
377	Clausen, at North Carolina (10.11.08)	-6r,383p
356	Quinn, at Washington (9.24.05)	29r,327p
351	Clausen, Stanford (10.4.08)	4r,347p
348	Quinn, at USC (11.25.06)	74r, 274p
323	Quinn, vs. Navy (10.28.06)	28r, 295p
319	Quinn, at Michigan State (9.23.06)	0r,319p

highest average gain per play (min. 20 plays)

11.6	Quinn, at Purdue (10.1.05)	40-463
11.1	Quinn, vs. Navy (10.28.06)	29-323
10.3	Quinn, at Stanford (11.26.05)	44-453
10.2	Quinn, BYU (10.22.05)	45-457
9.1	Quinn, Navy (11.12.05)	34-311
8.8	Quinn, at Air Force (11.11.06)	23-203
8.7	Quinn, at Washington (9.24.05)	41-356
8.6	Quinn, at Pittsburgh (9.3.05)	32-276
8.0	Clausen, Stanford (10.4.08)	44-351
7.7	Quinn, North Carolina (11.4.06)	41-316

most all-purpose yards gained

247	Allen, Purdue (9.27.08)
241	Walker, at Stanford (11.26.05)
226	Allen, Navy (11.3.07)
219	Walker, Purdue (9.30.06)
213	Tate, at North Carolina (10.11.08)
208	Stovall, BYU (10.22.05)
198	Allen, at Michigan State (9.20.08)
198	Walker, Stanford (10.7.06)
193	Grimes, Michigan (9.16.06)
193	Samardzija, at Stanford (11.26.05)

most all-purpose attempts

40	Walker, at Stanford (11.26.05)
40	Walker, Purdue (9.30.06)
31	Walker, Stanford (10.7.06)
31	Walker, at Michigan (9.10.05)
31	Walker, Michigan State (9.17.05)
29	Walker, Syracuse (11.19.05)
29	Walker, Army (11.18.06)
27	Walker, Penn State (9.9.06)
26	Walker, at Georgia Tech (9.2.06)
25	Walker, UCLA (10.21.06)

most points scored

24	Stovall, BYU (10.22.05)
18	T. Thomas, Navy (11.3.07)
18	Powers-Neal, at Pittsburgh (9.3.05)
18	Samardzija, Michigan State (9.17.05)
18	Stovall, Navy (11.12.05)
18	Walker, vs Ohio State (1.2.06)
12	16 times

most touchdowns scored

4	Stovall, BYU (10.22.05)
3	T. Thomas, Navy (11.3.07)
3	Powers-Neal, at Pittsburgh (9.3.05)
3	Samardzija, Michigan State (9.17.05)
3	Stovall, Navy (11.12.05)
3	Walker, vs Ohio State (1.2.06)
2	16 times

INDIVIDUAL RECORDS - DEFENSE**most fumble returns TD**

1	Smith, B., Michigan (9.13.08)
1	Crum, at UCLA (10.6.07)
1	Zbikowski, Penn State (9.9.06)

most fumble return yards

36	Crum, at UCLA (10.6.07)	2
35	Smith, B., Michigan (9.13.08)	1
25	Zbikowski, Penn State (9.9.06)	1

most interception returns TD

1	Lambert, at Michigan State (9.23.06)
---	--------------------------------------

The Charlie Weis
Record Book

- 1 Walls, at Penn State (9.9.06)
- 1 B. Smith, Boston College (10.13.07)
- 1 Blanton, Purdue (9.27.08)

- most interception returns**
- 2 Crum, at UCLA (10.6.07)
 - 2 Richardson, Army (11.18.06)
 - 2 Lambert, at Michigan State (9.23.06)
 - 1 34 times

- most interception return yards**
- 83 Zbikowski, BYU (10.22.05) 1
 - 73 Walls, at Penn State (9.8.07) 1
 - 51 Ndukwe, Michigan (9.16.06) 1
 - 47 Blanton, Purdue (9.27.08) 1
 - 46 Crum, at UCLA (10.6.07) 2
 - 43 Zbikowski, Stanford (11.24.07) 1
 - 41 Wooden, Tennessee (11.5.05) 1
 - 41 Gray, Michigan (9.13.08) 1
 - 39 Bruton, Michigan (9.13.08) 1
 - 33 Zbikowski, Tennessee (11.5.05) 1

- highest avg. per INT return (min. 2 ret.)**
- 23.0 Crum, at UCLA (10.6.07) 2-46
 - 13.5 Lambert, at Michigan State (9.23.06) 2-27
 - 0.5 Richardson, Army (11.18.06) 2-1

- most tackles**
- 22 Ndukwe, at Air Force (11.11.06) 15-7
 - 17 Laws, Air Force (11.10.07) 6-11
 - 16 Brockington, Navy (11.3.07) 4-12
 - 16 Crum, Michigan State (9.22.07) 6-10
 - 15 Bruton, Michigan (9.13.08) 10-5
 - 15 Laws, Navy (11.3.07) 8-7
 - 15 Bruton, Michigan State (9.22.07) 8-7
 - 15 Brockington, at Air Force (11.11.06) 5-10
 - 14 McCarthy, Stanford (10.4.08) 7-7
 - 14 McCarthy, San Diego State (9.6.08) 10-4
 - 14 Crum, Penn State (9.9.06) 10-4
 - 14 Mays, Navy (11.12.05) 4-10
 - 14 Zbikowski, vs. Navy (10.28.06) 10-4

- most quarterback sacks**
- 4.0 Abiamiri, at Stanford (11.26.05)
 - 3.0 Abiamiri, Stanford (10.7.06)
 - 2.0 Kuntz, Stanford (10.4.08)
 - 2.0 Landri, Army (11.18.06)
 - 2.0 Abiamiri, North Carolina (11.4.06)
 - 2.0 Hoyte, at Stanford (11.26.05)
 - 2.0 Hoyte, at Pittsburgh (9.3.05)
 - 2.0 Mays, Syracuse (11.19.05)
 - 2.0 Abiamiri, vs. Navy (10.28.06)
 - 1.5 Landri, Stanford (10.7.06)
 - 1.5 Landri, BYU (10.22.05)

- most tackles for loss**
- 4.5 Landri, Army (11.18.06)
 - 4.5 Hoyte, at Pittsburgh (9.3.05)
 - 4.0 Abiamiri, at Stanford (11.26.05)
 - 3.5 Landri, North Carolina (11.4.06)
 - 3.5 Abiamiri, Stanford (10.7.06)
 - 3.5 Mays, Syracuse (11.19.05)
 - 3.0 Abiamiri, Michigan State (9.17.05)
 - 3.0 Crum, Jr., Tennessee (11.5.05)
 - 3.0 Crum, Jr., Penn State (9.9.06)
 - 3.0 Hoyte, at Washington (9.24.05)
 - 3.0 Mays, Tennessee (11.5.05)
 - 3.0 Laws, at Purdue (9.29.07)

- most fumbles forced**
- 2 Crum, at UCLA (10.6.07)
 - 2 Richardson, Tennessee (11.5.05)
 - 2 Zbikowski, at Penn State (9.8.07)
 - 1 34 times

- most fumbles recovered**
- 2 Smith, B., Michigan (9.13.08)
 - 2 Crum, at UCLA (10.6.07)
 - 2 Ray Herring, at Michigan (9.15.07)

- most pass breakups**
- 2 Johnson, at Michigan State (9.20.08)
 - 2 McNeil, Michigan (9.13.08)
 - 2 Lambert, San Diego State (9.6.08)
 - 2 S. Brown, San Diego State (9.6.08)
 - 2 Ryan, San Diego State (9.6.08)
 - 2 Walls, at Stanford (11.24.07)
 - 2 Kuntz, USC (10.20.07)
 - 2 Stephenson, USC (10.20.07)
 - 2 Walls, Boston College (10.13.07)
 - 2 Crum, at UCLA (10.6.07)
 - 2 Kuntz, at UCLA (10.6.07)
 - 2 Laws, at UCLA (10.6.07)
 - 2 Kuntz, Georgia Tech (9.1.07)
 - 2 Frome, Purdue (9.30.06)
 - 2 Frome, at USC (11.25.06)
 - 2 Mays, at Michigan (9.10.05)
 - 2 Ndukwe, Tennessee (11.5.05)
 - 2 Ndukwe, at Stanford (11.26.05)
 - 2 Richardson, Syracuse (11.19.05)
 - 2 Richardson, at Purdue (10.1.05)
 - 2 Wooden, Michigan State (9.17.05)
 - 2 Zbikowski, at Washington (9.24.05)

- longest interception return**
- 83 Zbikowski, BYU (10.22.05)
 - 73 Walls, at Penn State (9.8.07)
 - 51 Ndukwe, Michigan (9.16.06)
 - 47 Blanton, Purdue (9.27.08)
 - 43 Zbikowski, at Stanford (11.24.07)
 - 41 Wooden, Tennessee (11.5.05)
 - 41 Gray, Michigan (9.13.08)
 - 39 Bruton, Michigan (9.13.08)
 - 33 Zbikowski, Tennessee (11.5.05)
 - 33 Crum, at UCLA (10.6.07)

- longest fumble return**
- 35 Smith, B., Michigan (9.13.08)
 - 34 Crum, at UCLA (10.6.07)
 - 25 Zbikowski, Penn State (9.9.06)

INDIVIDUAL RECORDS - SPECIAL TEAMS

- most extra points made by kicking**
- 7 Fitzpatrick, at Purdue (10.1.05)
 - 7 Fitzpatrick, BYU (10.22.05)
 - 6 Fitzpatrick, Navy (11.12.05)
 - 6 Fitzpatrick, at Pittsburgh (9.3.05)
 - 6 Gioia, North Carolina (11.4.06)
 - 5 B. Walker, Purdue (9.27.08)
 - 5 Walker, Michigan (9.13.08)
 - 5 Walker, Navy (11.3.07)
 - 5 Gioia, Army (11.18.06)
 - 5 Fitzpatrick, Tennessee (11.5.05)
 - 5 Fitzpatrick, Michigan State (9.17.05)
 - 5 Gioia, Penn State (9.9.06)
 - 5 Gioia, Purdue (9.30.06)
 - 5 Gioia, vs. Navy (10.28.06)

- most extra points attempted by kicking**
- 7 Fitzpatrick, at Purdue (10.1.05)
 - 7 Fitzpatrick, BYU (10.22.05)
 - 6 Gioia, at Air Force (11.11.06)
 - 6 Fitzpatrick, Navy (11.12.05)
 - 6 Fitzpatrick, at Pittsburgh (9.3.05)
 - 6 Gioia, North Carolina (11.4.06)
 - 5 B. Walker, Purdue (9.27.08)
 - 5 Walker, Michigan (9.13.08)
 - 5 Walker, Navy (11.3.07)
 - 5 Gioia, Army (11.18.06)
 - 5 Fitzpatrick, Tennessee (11.5.05)
 - 5 Fitzpatrick, Michigan State (9.17.05)
 - 5 Gioia, Penn State (9.9.06)
 - 5 Gioia, at Michigan State (9.23.06)
 - 5 Gioia, Purdue (9.30.06)
 - 5 Gioia, vs. Navy (10.28.06)

- most points scored by kicking**
- 12 Fitzpatrick, at Washington (9.24.05)
 - 11 Fitzpatrick, Tennessee (11.5.05)

- 11 Fitzpatrick, Michigan State (9.17.05)
- 11 Gioia, Penn State (9.9.06)
- 9 Fitzpatrick, Syracuse (11.19.05)
- 9 Gioia, North Carolina (11.4.06)
- 8 B. Walker, Purdue (9.27.08)
- 8 Walker, Navy (11.3.07)
- 8 Gioia, vs. Navy (10.28.06)
- 8 Gioia, UCLA (10.21.06)
- 7 Fitzpatrick, at Purdue (10.1.05)
- 7 Fitzpatrick, USC (11.15.05)
- 7 Fitzpatrick, BYU (10.22.05)
- 7 Gioia, Stanford (10.7.06)

- most field goals attempted**
- 4 Fitzpatrick, Syracuse (11.19.05)
 - 3 Gioia, UCLA (10.21.06)
 - 3 Fitzpatrick, Michigan State (9.17.05)
 - 3 Fitzpatrick, at Washington (9.24.05)
 - 2 B. Walker, Stanford (10.4.08)
 - 2 B. Walker, Purdue (9.27.08)
 - 2 Walker, at Michigan State (9.20.08)
 - 2 Walker, Navy (11.3.07)
 - 2 Walker, at UCLA (10.6.07)
 - 2 Fitzpatrick, Tennessee (11.5.05)
 - 2 Fitzpatrick, at Stanford (11.26.05)
 - 2 Fitzpatrick, USC (11.15.05)
 - 2 Gioia, at Georgia Tech (9.2.06)
 - 2 Gioia, Penn State (9.9.06)

- most field goals made**
- 3 Fitzpatrick, at Washington (9.24.05)
 - 2 Walker, at UCLA (10.6.07)
 - 2 Gioia, UCLA (10.21.06)
 - 2 Fitzpatrick, Tennessee (11.5.05)
 - 2 Fitzpatrick, Syracuse (11.19.05)
 - 2 Fitzpatrick, Michigan State (9.17.05)
 - 2 Gioia, Penn State (9.9.06)
 - 1 12 Times

- longest field goal made**
- 48 Walker, at UCLA (10.6.07)
 - 48 Fitzpatrick, Michigan State (9.17.05)
 - 44 Fitzpatrick, Syracuse (11.19.05)
 - 43 Fitzpatrick, at Michigan (9.10.05)
 - 42 B. Walker, at North Carolina (10.11.08)
 - 41 B. Walker, Purdue (9.27.08)
 - 40 Gioia, vs. Navy (10.28.06)
 - 39 Fitzpatrick, at Washington (9.24.05)
 - 36 Fitzpatrick, Tennessee (11.5.05)
 - 35 Gioia, Stanford (10.7.06)
 - 35 Gioia, Penn State (9.9.06)

- most punts**
- 10 Price, USC (10.20.07)
 - 9 Price, at UCLA (10.6.07)
 - 9 Price, at Penn State (9.8.07)
 - 9 Fitzpatrick, at Michigan (9.10.05)
 - 7 Price, at Michigan (9.15.07)
 - 7 Price, Georgia Tech (9.1.07)
 - 7 Price, Michigan (9.16.06)
 - 7 Price, at Michigan State (9.23.06)
 - 6 Maust, Michigan (9.13.08)
 - 6 Price, Boston College (10.13.07)
 - 6 Price, Michigan State (9.22.07)
 - 6 Price, UCLA (10.21.06)
 - 6 Fitzpatrick, vs Ohio State (1.2.06)

- most yards punting**
- 450 Price, USC (10.20.07)
 - 404 Price, at Penn State (9.8.07)
 - 371 Fitzpatrick, at Michigan (9.10.05)
 - 363 Price, Michigan (9.16.06)
 - 363 Price, at UCLA (10.6.07)
 - 303 Price, at Michigan (9.15.07)
 - 303 Price, at Michigan State (9.23.06)
 - 268 Price, Georgia Tech (9.1.07)
 - 263 Maust, Michigan (9.13.08)
 - 254 Fitzpatrick, vs Ohio State (1.2.06)
 - 253 Price, Boston College (10.13.07)

**The Charlie Weis
Record Book**

highest average yards per punt (min. 3 punts)

51.9	Price, Michigan (9.16.06)	7-363
50.4	Price, at Georgia Tech (9.2.06)	5-252
47.4	Price, vs. LSU (1.3.07)	5-237
45.8	Price, North Carolina (11.4.06)	5-229
45.7	Fitzpatrick, at Pittsburgh (9.3.05)	3-137
45.7	Price, Purdue (9.30.06)	3-137
45.0	Price, USC (10.20.07)	10-450
44.2	Fitzpatrick, BYU (10.22.05)	5-221
44.8	Price, at Penn State (9.8.07)	9-403
44.0	Price, Penn State (9.9.06)	3-132
44.0	Maust, at Purdue (9.29.07)	3-132

most punts downed inside 20

3	Maust, at Stanford (11.24.07)
3	Price, Boston College (10.13.07)
3	Price, at UCLA (10.6.07)
3	Price, Purdue (9.30.06)
2	Maust, Stanford (10.4.08)
2	Maust, at Michigan State (9.20.08)
2	Maust, Michigan (9.13.08)
2	Maust, San Diego State (9.6.08)
2	Maust, Duke (11.17.07)
2	Maust, Air Force (11.10.07)
2	Price, at Michigan (9.15.07)
2	Price, North Carolina (11.4.06)
2	Fitzpatrick, vs Ohio State (1.2.06)
2	Fitzpatrick, Syracuse (11.19.05)
2	Fitzpatrick, USC (11.15.05)
2	Fitzpatrick, Michigan State (9.17.05)
2	Price, Penn State (9.9.06)
2	Price, Michigan (9.16.06)
2	Maust, at Purdue (9.29.07)

longest punt

62	Price, Penn State (9.9.06)
61	Price, at Georgia Tech (9.2.06)
60	Fitzpatrick, at Michigan (9.10.05)
59	Price, Michigan (9.16.06)
57	Price, at Penn State (9.8.07)
56	Price, Michigan State (9.22.07)
56	Price, Michigan (9.16.06)
56	Price, Boston College (10.13.07)
55	Price, at Michigan (9.16.07)
55	Price, Georgia Tech (9.1.07)
55	Price, Army (11.18.06)
55	Price, vs. LSU (1.3.07)

longest punt return

78	Zbikowski, Tennessee (11.5.05)
60	Zbikowski, at Stanford (11.24.07)
60	Zbikowski, USC (11.15.05)
52	Zbikowski, North Carolina (11.4.06)
47	Zbikowski, at Penn State (9.8.07)
32	Zbikowski, Navy (11.3.07)
25	Zbikowski, at Michigan State (9.23.06)
25	Zbikowski, at Washington (9.24.05)
23	Zbikowski, at Pittsburgh (9.3.05)
22	Allen, San Diego State (9.6.08)

longest kick return

53	Allen, at Michigan State (9.20.08)
50	Grimes, North Carolina (11.4.06)
46	Grimes, at Georgia Tech (9.2.06)
40	Tate, at Michigan (9.15.07)
40	Grimes, at Purdue (10.1.05)
38	Allen, Navy (11.3.07)
36	Hord, Tennessee (11.5.05)
36	Allen, Purdue (9.27.08)
33	Allen, USC (10.20.07)
33	Allen, at Purdue (9.29.07)
33	Grimes, BYU (10.22.05)
33	West, at Georgia Tech (9.2.06)

most punt returns

6	Zbikowski, at Stanford (11.26.05)
4	Zbikowski, at Stanford (11.24.07)
4	Zbikowski, USC (11.15.05)
4	Zbikowski, at Georgia Tech (9.2.06)

3	Allen, at Michigan State (9.20.08)
3	Zbikowski, Duke (11.17.07)
3	Zbikowski, Boston College (10.13.07)
3	Zbikowski, Army (11.18.06)
3	Zbikowski, North Carolina (11.4.06)
3	Zbikowski, Tennessee (11.5.05)
3	Zbikowski, Syracuse (11.19.05)

most punt return yards

118	Zbikowski, Tennessee (11.5.05)	3
87	Zbikowski, USC (11.15.05)	4
69	Zbikowski, North Carolina (11.4.06)	3
64	Zbikowski, at Stanford (11.24.07)	
37	Zbikowski, Navy (11.3.07)	2
35	Allen, San Diego State (9.6.08)	2
34	Zbikowski, Boston College (10.13.07)	3
34	Zbikowski, at Stanford (11.26.05)	6
31	Zbikowski, at Washington (9.24.05)	2
30	Zbikowski, at Georgia Tech (9.2.06)	4

highest avg. gain per punt return (min. 2 ret.)

39.3	Zbikowski, Tennessee (11.5.05)	3-118
23.0	Zbikowski, North Carolina (11.4.06)	3-69
21.8	Zbikowski, USC (11.15.05)	4-87
18.5	Zbikowski, Navy (11.3.07)	2-37
17.5	Allen, San Diego State (9.6.08)	2-35
16.0	Zbikowski, at Stanford (11.24.07)	4-64
15.5	Zbikowski, at Washington (9.24.05)	2-31
11.3	Zbikowski, Boston College (10.13.07)	3-34
11.0	Zbikowski, Michigan State (9.17.05)	2-22
7.5	West, North Carolina (11.4.06)	2-15
7.5	Zbikowski, BYU (10.22.05)	2-15
7.5	Zbikowski, at Georgia Tech (9.2.06)	4-30

most kick returns

6	Allen, Air Force (11.10.07)
6	Grimes, Michigan (9.16.06)
5	Allen, at Michigan State (9.20.08)
5	Tate, at Michigan (9.15.07)
5	Zbikowski, at USC (11.25.06)
5	Allen, Georgia Tech (9.1.07)
4	Tate, at North Carolina (10.11.08)
4	Allen, Purdue (9.27.08)
4	Allen, Navy (11.3.07)
4	Grimes, vs. LSU (1.3.07)
4	Grimes, at Stanford (11.26.05)

most kick return yards

145	Grimes, Michigan (9.16.06)	6
147	Allen, at Michigan State (9.20.08)	5
133	Tate, at Michigan (9.15.07)	5
117	Allen, Air Force (11.10.07)	6
115	Allen, Navy (11.3.07)	4
107	Zbikowski, at USC (11.25.06)	5
105	Allen, Purdue (9.27.08)	
101	Grimes, North Carolina (11.4.06)	3
97	Grimes, at Stanford (11.26.05)	4
92	Tate, at North Carolina (10.11.08)	4

highest avg. gain per kick return (min. 2 ret.)

33.7	Grimes, North Carolina (11.4.06)	3-101
31.0	Grimes, at Purdue (10.1.05)	2-62
29.3	Allen, at Michigan State (9.20.08)	5-147
28.8	Allen, Navy (11.3.07)	4-115
26.6	Tate, at Michigan (9.15.07)	5-133
26.2	Allen, Purdue (9.27.08)	4-105
24.3	Allen, at UCLA (10.6.07)	3-73
24.2	Grimes, at Stanford (11.26.05)	4-97
24.2	Grimes, Michigan (9.16.06)	6-145
24.0	Allen, USC (10.20.07)	3-72

most blocked kicks

2	Anastasio, Syracuse (11.19.05)
2	Landri, North Carolina (11.4.06)
1	Laws, at Stanford (11.24.07)
1	Laws, Georgia Tech (9.1.07)
1	Quinn, S., at USC (11.25.06)
1	Landri, Army (11.18.06)
1	Laws, North Carolina (11.4.06)

1	Anastasio, at Washington (9.24.05)
1	Landri, Michigan (9.16.06)
1	Laws, at Air Force (11.11.06)
1	Laws, vs Ohio State (1.2.06)
1	Laws, at Purdue (10.1.05)
1	Ndukwe, vs Ohio State (1.2.06)

**Notre Dame
Depth Chart**

Notre Dame Offense

X	23	Golden Tate	5-11	195	So.
	18	DUVAL KAMARA	6-5	219	So.
LT	77	MIKE TURKOVICH!	6-6	305	Sr.
	70	Matt Romine	6-5	292	So.
LG	55	ERIC OLSEN@	6-4	303	Jr.
	72	PAUL DUNCAN#	6-7	308	Sr.
	76	Andrew Nuss	6-5	304	So.
C	51	Dan Wenger	6-4	302	Jr.
	67	Thomas Bemenderfer	6-5	300	Sr.
RG	59	Chris Stewart	6-5	337	Jr.
	78	Trevor Robinson	6-5	306	Fr.
RT	74	SAM YOUNG	6-8	330	Jr.
	75	Taylor Dever	6-5	301	So.
TE	9	Kyle Rudolph	6-6	252	Fr.
	87	Joseph Fauria	6-7	245	Fr.
Z	11	DAVID GRIMES	5-10	177	Sr.
	3	Michael Floyd	6-3	215	Fr.
QB	7	JIMMY CLAUSEN	6-3	217	So.
	13	Evan Sharpley	6-2	215	Sr.
FB	44	ASAPH SCHWAPP	6-0	257	Sr.
	30	Steve Paskorz	6-2	235	So.
HB	5	Armando Allen	5-10	195	So.
	33	Robert Hughes	5-11	237	So.
	or 34	JAMES ALDRIDGE	6-0	225	Jr.

Notre Dame Special Teams

PK	14	BRANDON WALKER	6-3	202	So.
	39	Ryan Burkhart	5-11	190	Jr.
P	43	Eric Maust	6-2	177	Jr.
	39	Ryan Burkhart	5-11	190	Jr.
SNP	39	Kevin Brooks	6-2	240	Sr.
	86	Paul Kuppich	6-3	232	Sr.
HLD	43	Eric Maust	6-2	177	Jr.
	13	Evan Sharpley	6-2	215	Sr.

Notre Dame Defense

DE	94	JUSTIN BROWN	6-3	277	Sr.
	53	Morrice Richardson	6-2	255	Jr.
NT	95	Ian Williams	6-2	310	So.
	93	Paddy Mullen	6-3	300	Jr.
DE	96	PAT KUNTZ	6-3	283	Sr.
	9	Ethan Johnson	6-4	275	Fr.
	91	Emeka Nwankwo	6-4	295	So.
SAM	22	Harrison Smith	6-2	212	So.
	41	Scott Smith	6-4	235	Sr.
	46	Steve Filer	6-3	236	Fr.
MIKE	58	Brian Smith	6-3	245	So.
	49	Toryan Smith	6-1	244	Jr.
JACK	40	MAURICE CRUM JR.	6-0	235	Sr.
	48	Steve Quinn	6-2	225	Sr.
WILL	90	JOHN RYAN	6-5	264	Jr.
	or 56	KERRY NEAL	6-2	246	So.
	45	Darius Fleming	6-1	236	Fr.
LCB	8	Raeshon McNeil	6-0	190	Jr.
	4	Gary Gray	5-11	188	So.
FS	27	DAVID BRUTON	6-2	212	Sr.
	31	Sergio Brown	6-2	205	Jr.
SS	28	Kyle McCarthy	6-1	203	Sr.
	6	Ray Herring	5-10	198	Sr.
RCB	20	TERRAIL LAMBERT	5-11	195	Sr.
	12	Robert Blanton	6-1	180	Fr.

Notre Dame Special Teams

PR	5	Armando Allen	5-10	195	So.
	11	David Grimes	5-10	177	Sr.
	23	Golden Tate	5-11	195	So.
KR	5	Armando Allen	5-10	195	So.
	23	Golden Tate	5-11	195	So.
	19	George West	5-10	196	Jr.
KO	39	Ryan Burkhart	5-11	190	Jr.
	14	Brandon Walker	6-3	202	So.

ALLCAPS- returning starter from 2007

! - started 12 games at LG in 2007

@ - started six games at RG in 2007

- started 10 games at LT and 2 games at RT in 2007

NUMERICAL ROSTER

No.	Name	Pos
1	Walker, Deion	WR
3	Floyd, Michael	WR
4	Gray, Gary	CB
5	Allen, Armando	HB
6	Herring, Ray	S
7	Clausen, Jimmy	QB
8	McNeil, Raeshon	CB
9	Johnson, Ethan	DE
9	Rudolph, Kyle	TE
10	Crist, Dayne	QB
11	Grimes, David	WR
12	Blanton, Robert	CB
13	Sharpley, Evan	QB
14	Walker, Brandon	K
15	Castello, Brian	QB
15	McCarthy, Dan	S
16	Montana, Nate	QB
17	Lezynski, Nick	CB
17	Matthew Mulvey	QB
18	Kamara, Duval	WR
19	West, George	WR
20	Lambert, Terrail	CB
21	Gallup Jr., Barry	HB
22	Smith, Harrison	S
23	Tate, Golden	WR
24	Coughlin, Brian	WR
24	Gordon, Leonard	CB
25	Gray, Jonas	HB
26	Slaughter, Jamoris	CB
27	Bruton, David	S
28	McCarthy, Kyle	S
29	Gaines, Jashaad	S
29	Garcia, Michael	WR
30	Paskorz, Steve	FB
31	Brown, Sergio	S
32	Schmidt, Luke	FB/TE
33	Hughes, Robert	HB
34	Aldridge, James	HB
35	Brooks, Kevin	TE/LS
35	Smith, Kevin	ILB
36	Bizjak, Joe	K
36	Posluszny, David	ILB
37	Anello, Mike	CB
37	Noel, Eras	HB
38	Bathon, Chris	S
38	Gurries, Chris	WR
39	Burkhart, Ryan	K
40	Crum, Maurice	ILB
41	Smith, Scott	OLB
41	Rodriguez, Nikolas	HB
42	Washington, Kevin	ILB
42	Franco, Dan	WR
43	Maust, Eric	P

ALPHABETICAL ROSTER

No.	Name	Pos	Ht	Wt	Cl	Hometown/Previous School
34	Aldridge, James	HB	6-0	225	Jr.	St. Louis, Mo./Merrillville (IN)
5	Allen, Armando	HB	5-10	195	So.	Opa Locka, FL/Hialeah-Miami Lakes
37	Anello, Mike+	CB	5-10	170	Sr.	Orland Park, IL/Carl Sandburg
38	Bathon, Chris+	S	5-10	192	Jr.	Pleasantville, NY/Pleasantville
67	Bemenderfer, Thomas	OC	6-5	300	Sr.	Mishawaka, IN/Penn
36	Bizjak, Joe+	K	6-2	165	Jr.	Kokomo, IN/Kokomo
12	Blanton, Robert	CB	6-1	180	Fr.	Matthews, NC/Butler
35	Brooks, Kevin+	TE	6-2	240	Sr.	Thousand Oaks, CA/Crespi Carmelite
69	Brophy, Carl+	OL	6-4	278	Fr.	Spokane, Wash./Gonzaga Prep
94	Brown, Justin	DE	6-3	277	Sr.	Clinton, MD/Bishop McNamara
31	Brown, Sergio	S	6-2	205	Jr.	Maywood, IL/Proviso East
27	Bruton, David	S	6-2	212	Sr.	Miamisburg, OH/Miamisburg
88	Burger, Bobby	TE	6-3	242	Jr.	Cincinnati, OH/LaSalle
64	Burke, Tom+	LB	5-10	242	Jr.	New City, NY/Clarkstown South
39	Burkhart, Ryan	K	5-11	190	Jr.	Wakarusa, IN/Northwood
15	Castello, Brian+	QB	6-2	191	So.	Pittsburgh, PA/Chartiers Valley
52	Cave, Braxston	OC	6-3	315	Fr.	Mishawaka, IN/Penn
7	Clausen, Jimmy	QB	6-3	217	So.	Westlake Village, CA/Oaks Christian
73	Clelland, Lane	OT	6-5	281	Fr.	Owings Mills, MD/McDonogh School
24	Coughlin, Brian+	WR	6-0	172	Jr.	Oak Lawn, IL/Brother Rice
10	Crist, Dayne	QB	6-4	233	Fr.	Sherman Oaks, CA/Notre Dame
40	Crum, Maurice	ILB	6-0	235	Sr.	Tampa, FL/Tampa Bay Tech
98	Cwynar, Sean	DE	6-4	282	Fr.	McHenry, IL/Marian Central Catholic
75	Dever, Taylor	OT	6-5	308	So.	Grass Valley, CA/Nevada Union
72	Duncan, Paul	OT	6-7	308	Sr.	Dallas, GA/East Paulding
87	Fauria, Joseph	TE	6-7	245	Fr.	Encino, CA/Crespi Carmelite
46	Filer, Steve	OLB	6-3	236	Fr.	Chicago, IL/Mount Carmel
62	Flavin, Bill+	OC/LS	6-3	252	So.	Darien, IL/Benet Academy
45	Fleming, Darius	OLB	6-1	236	Fr.	Chicago, IL/St. Rita
3	Floyd, Michael	WR	6-3	215	Fr.	St. Paul, MN/Cretin-Derham Hall
42	Franco, Dan+	WR	5-10	188	Jr.	Granger, IN/Clay
29	Gaines, Jashaad	S	6-0	202	Jr.	Las Vegas, NV/Las Vegas
21	Gallup Jr., Barry	HB	5-11	200	Jr.	Wellesley, MA/Belmont Hill
29	Garcia, Michael+	WR	6-1	178	So.	Colorado Springs, Co/St. Mary's
57	Golic Jr., Mike	OC	6-3	280	Fr.	West Hartford, CT/Northwest Catholic
81	Goodman, John	WR	6-3	197	Fr.	Fort Wayne, IN/Bishop Dwenger
24	Gordon, Leonard	CB	5-11	187	Jr.	Clarksville, TN/Fort Campbell
4	Gray, Gary	CB	5-11	188	So.	Columbia, SC/Richland Northeast
25	Gray, Jonas	HB	5-10	230	Fr.	Beverly Hills, MI/Detroit Country Day
11	Grimes, David	WR	5-10	177	Sr.	Detroit, MI/Saint Martin De Porres
38	Gurries, Christopher+	WR	5-10	181	So.	Reno, NV/Bishop Manoque
65	Hernandez, Mike+	OL	6-2	275	Fr.	Pasadena, Calif./Loyola
6	Herring, Ray	S	5-10	198	Sr.	Melbourne, FL/Holy Trinity Episcopal
33	Hughes, Robert	HB	5-11	237	So.	Chicago, IL/Hubbard
9	Johnson, Ethan	DE	6-4	275	Fr.	Portland, OR/Lincoln
18	Kamara, Duval	WR	6-5	219	So.	Hoboken, NJ/Hoboken

PRONUNCIATION GUIDE

Bruton, David – BREW-ten	Maust, Eric – Rhymes with Cost
Clelland, Lane – CLELL-und	Nwankwo, Emeka – nuh-WONK-wo, uh-MEK-uh
Crist, Dayne – crist (rhymes with wrist)	Posluszny, David – poz-LUZ-nee
Cwynar, Sean – SWIN-are	Richardson, Morrice – mo-REESE
Dever, Taylor – dev-er (rhymes with never)	Romine, Matt – ro-MINE
Fauria, Joseph – fore-ee-aye	Schwapp, Asaph – shwopp, A-saff
Filer, Steve – FY-ler	Slaughter, Jamoris – juh-MORE-iss
Kamara, Duval – kuh-MARE-uh, doo-VALL	Tisak, Jeff – TEE-sack
Kuntz, Pat – Koontz	Turkovich, Michael – turk-uh-vitch
Lewis-Moore, Kapron – cap-rin	Williams, Hafis – hah-FEESE

ALPHABETICAL ROSTER

No.	Name	Pos	Ht	Wt	Cl	Hometown/Previous School
96	Kuntz, Pat	DE	6-3	283	Sr.	Indianapolis, IN/Roncalli
86	Kuppich, Paul+	TE/LS	6-3	232	Sr.	Westerville, OH/St. Charles Prep
20	Lambert, Terrail	CB	5-11	195	Sr.	Bakersfield, CA/Saint Bonaventure
43	Leonis, John+	CB	5-9	169	Sr.	Medford, OR/Saint Mary's
89	Lewis-Moore, Kapron	DE	6-4	257	Fr.	Weatherford, TX/Weatherford
17	Lezynski, Nick+	CB	5-8	157	So.	Newton, PA/Notre Dame High School
71	Mahoney, Dennis+	OL	6-6	290	Fr.	Baltimore, MD/Boys Latin High School
43	Maust, Eric+	P	6-2	177	Jr.	Atlanta, GA/Blessed Trinity
15	McCarthy, Dan	S	6-2	200	Fr.	Youngstown, OH/Cardinal Mooney
28	McCarthy, Kyle	S	6-0	203	Sr.	Youngstown, OH/Cardinal Mooney
54	McDonald, Anthony	ILB	6-1	225	Fr.	Sherman Oaks, CA/Notre Dame
8	McNeil, Raeshon	CB	6-0	190	Jr.	Cooleemee, NC/Davie
16	Montana, Nate+	QB	6-4	200	Fr.	Concord, CA/De La Salle
93	Mullen, Paddy	NT	6-3	300	Jr.	St. Louis, MO/De Smet Jesuit
17	Mulvey, Matthew	QB	6-3	195	Fr.	Del Mar, CA/LaJolla
47	Narvaez, Mike+	FB	5-11	231	Jr.	Ridgewood, NJ/Ridgewood
56	Neal, Kerry	OLB	6-2	246	So.	Bunn, NC/Bunn
99	Newman, Brandon	NT	6-1	310	Fr.	Louisville, KY/Pleasure Ridge Park
37	Noel, Eras+	HB	5-8	190	So.	Palmdale, CA/Paraclete
76	Nuss, Andrew	OG	6-5	304	So.	Ashburn, VA/Stone Bridge
91	Nwankwo, Emeka	DE	6-4	295	So.	Miramar, FL/Chaminade-Madonna Prep
55	Olsen, Eric	OG	6-4	303	Jr.	Staten Island, NY/Poly Prep Ctry.
50	Oxley, Sean	LB	6-2	220	Fr.	Avon Lake, OH/Avon Lake
30	Paskorz, Steve	FB	6-2	235	So.	Allison Park, PA/Hampton
82	Parris, Robby	WR	6-3	210	Jr.	Olmsted Falls, OH/Saint Ignatius
45	Patterson, Kristopher+	WR	5-11	185	Sr.	Seattle, WA/O' Dea
36	Posluszny, David	ILB	6-0	220	Fr.	Aliquippa, PA/Hopewell
48	Quinn, Steve	ILB	6-2	225	Sr.	Cherry Hill, NJ/Saint Joseph's Prep
61	Quintana, Martin+	DL/LB	6-1	250	Jr.	Berwyn, IL/St. Joseph
83	Ragone, Mike	TE	6-5	251	So.	Cherry Hill, NJ/Camden Catholic
53	Richardson, Morrice	DE	6-2	255	Jr.	College Park, GA/Westlake
78	Robinson, Trevor	OG	6-5	301	Fr.	Elkhorn, NE/Elkhorn
41	Rodriguez, Nikolas+	HB	5-11	205	Sr.	San Antonio, TX/Cornerstone Christian
70	Romine, Matt	OT	6-5	292	So.	Tulsa, OK/Union
9	Rudolph, Kyle	TE	6-6	252	Fr.	Cincinnati, OH/Elder
90	Ryan, John	OLB	6-5	264	Jr.	Westlake, OH/Saint Ignatius
32	Schmidt, Luke	FB/TE	6-4	246	Jr.	Jasper, IN/Jasper
44	Schwapp, Asaph	FB	6-0	251	Sr.	Hartford, CT/Weaver
13	Sharpley, Evan	QB	6-2	215	Sr.	Marshall, MI/Marshall
26	Slaughter, Jamoris	CB	6-0	182	Fr.	Tucker, GA/Tucker
58	Smith, Brian	ILB	6-3	245	So.	Overland Park, KS/Saint Thomas Aquinas
22	Smith, Harrison	S	6-2	212	So.	Knoxville, TN/Knoxville Catholic
35	Smith, Kevin+	ILB	5-8	215	Sr.	Gainesville, FL/F.W. Buchholz
41	Smith, Scott	OLB	6-3	235	Sr.	Highland Park, IL/Highland Park
49	Smith, Toryan	ILB	6-1	244	Jr.	Rome, GA/Rome
59	Stewart, Chris	OG	6-5	337	Jr.	Spring, TX/Klein
23	Tate, Golden	WR	5-11	195	So.	Hendersonville, TN/Pope John Paul II
63	Tisak, Jeff+	NT	6-5	306	Sr.	Duluth, MN/Duluth East
77	Turkovich, Mike	OG/OT	6-6	305	Sr.	Bedford, PA/Valley Forge Military College
85	Vos, Sam+	WR	5-10	199	Jr.	Burlington, WI/Catholic Central
97	Wade, Kallen	OLB	6-5	255	Jr.	Cincinnati, OH/Withrow
14	Walker, Brandon	K	6-3	202	So.	Findlay, OH/Findlay
1	Walker, Deion	WR	6-2	188	Fr.	Christchurch, VA/Christchurch
42	Washington, Kevin	ILB	6-1	250	Sr.	Sugar Land, TX/Stephen F. Austin
51	Wenger, Dan	OC	6-4	302	Jr.	Coral Springs, FL/Saint Thomas Aquinas
19	West, George	WR	5-10	196	Jr.	Spencer, OK/Northeast
79	Williams, Hafis	DE	6-1	302	Fr.	Elizabeth, NJ/Elizabeth
95	Williams, Ian	NT	6-2	310	So.	Altamonte Springs, FL/Lyman
74	Young, Sam	OT	6-8	330	Jr.	Coral Springs, FL/Saint Thomas Aquinas

+ Walk-on Player

NUMERICAL ROSTER

No.	Name	Pos
43	Leonis, John	CB
44	Schwapp, Asaph	FB
45	Fleming, Darius	OLB
45	Patterson, Kristopher	WR
46	Filer, Steve	OLB
47	Narvaez, Mike	FB
48	Quinn, Steve	ILB
49	Smith, Toryan	ILB
50	Sean Oxley	LB
51	Wenger, Dan	OC
52	Cave, Braxston	OC
53	Richardson, Morrice	DE
54	McDonald, Anthony	ILB
55	Olsen, Eric	OG
56	Neal, Kerry	OLB
57	Golic Jr., Mike	OC
58	Smith, Brian	ILB
59	Stewart, Chris	OG
61	Quintana, Martin	DL/LB
62	Flavin, Bill	OC
63	Tisak, Jeff	NT
64	Burke, Tom	LB
65	Hernandez, Mike	OL
67	Bemenderfer, Thomas	OC
69	Brophy, Carl	OL
70	Romine, Matt	OT
71	Mahoney, Dennis	OL
72	Duncan, Paul	OT
73	Clelland, Lane	OT
74	Young, Sam	OT
75	Dever, Taylor	OT
76	Nuss, Andrew	OG
77	Turkovich, Mike	OG/OT
78	Robinson, Trevor	OG
79	Williams, Hafis	DE
80	Jackson, Richard	WR
81	Goodman, John	WR
82	Parris, Robby	WR
83	Ragone, Mike	TE
85	Vos, Sam	WR
86	Kuppich, Paul	TE/LS
87	Fauria, Joseph	TE
88	Bobby Burger	TE
89	Lewis-Moore, Kapron	DE
90	Ryan, John	OLB
91	Nwankwo, Emeka	DE
93	Mullen, Paddy	NT
94	Brown, Justin	DE
95	Williams, Ian	NT
96	Kuntz, Pat	DE
97	Wade, Kallen	OLB
98	Cwynar, Sean	DE
99	Newman, Brandon	NT

Notre Dame 21, San Diego State 13
Notre Dame, Ind. (Notre Dame Stadium)
Sept. 6, 2008

NOTRE DAME, Ind. (AP) - Jimmy Clausen threw a 38-yard touchdown pass to Golden Tate moments after Notre Dame forced San Diego State to fumble in the end zone and the Fighting Irish rallied for a 21-13 victory on Saturday.

San Diego State (0-2), a 21-point underdog which lost to an FCS team last week, appeared to be on the verge of an upset early in the fourth quarter.

Brandon Sullivan was inches away from a 4-yard touchdown run and a two-score lead for the Aztecs. But safety David Bruton jarred the ball loose and recovered it in the end zone to help the Irish (1-0) avoid an embarrassing loss.

Clausen was 5-of-5 passing for 76 yards on the ensuing drive to rally the Irish to victory. Clausen added a game-clinching 6-yard TD pass to David Grimes with 2:08 left.

Clausen, who also had a 22-yard TD pass to freshman Michael Floyd late in the first half, was 21-of-34 passing for 237 yards with two interceptions.

Ryan Lindley carried San Diego State's offense, completing 29-of-59 passes for 274 yards with one interception and scoring a touchdown on a 1-yard keeper.

The Irish defense made its share of mistakes. Defensive captain Maurice Crum was called for a flagrant pass interference, then three plays later on a late hit on the quarterback to keep a drive alive, although the Aztecs still didn't score.

San Diego State did finally score, though, after Lindley connected with a Darren Mougey on a 43-yard pass play. Mougey, who had five catches for 97 yards, was wide open at 30 and was tackled at the 1 by Bruton. Lindley scored a play later on a keeper.

The Aztecs went ahead 13-7 midway through the third quarter on an 80-yard scoring drive with Lindley completing 6 of 7 passes for 49 yards, capped with a 15-yard pass to a diving Mougey in the back of the end zone. Lance Yoshida's point-after attempt bounced off the right upright.

Notre Dame coach Charlie Weis said he wanted the Irish to pound the ball, but they struggled against a makeshift San Diego State defensive line that had linebacker Russell Allen playing end because of injuries.

On third-and-1 from the 35-yard line, Hughes was stuffed for a 4-yard loss by a blitz by Laolagi. Armando Allen was crushed by safety Corey Boudreaux at the end of a 22-yard run and fumbled.

The Irish finished with 105 yards on 34 carries.

The crowd of 80,795 was the sixth largest the Aztecs had ever played before. They have lost all six games, although they have had other close calls, losing 24-21 at No. 17 Michigan in 2004 and 16-13 at No. 2 Ohio State in 2003.

Playing before its 200th straight sellout crowd and for the 400th time in Notre Dame Stadium, the Irish improved to 299-96-5 in the House that Rockne Built.

Scoring Summary

	1	2	3	4	E	
San Diego State	0	7	6	0	-	13 Record: (0-2)
Notre Dame	0	7	0	14	-	21 Record: (1-0)

Second Quarter

5:32 SD Lindley 1 yd run (Yoshida kick), 2-44 0:29
 1:14 ND Floyd 22 yd pass from Clausen (Walker, B. kick), 3-21 0:17

Third Quarter

8:31 SD Mougey 15 yd pass from Lindley (Yoshida kick failed), 9-80 4:31

Fourth Quarter

9:43 ND Tate 38 yd pass from Clausen (Walker, B. kick), 6-80 2:12
 2:08 ND Grimes 6 yd pass from Clausen (Walker, B. kick), 11-55 6:30

	SD	ND
FIRST DOWNS	19	20
RUSHES-YARDS (NET)	15-71	34-105
PASSING YDS (NET)	274	237
Passes Att-Comp-Int	59-29-1	34-21-2
TOTAL OFFENSE PLAYS-YARDS	74-345	68-342
Fumble Returns-Yards	0-0	0-0
Punt Returns-Yards	3-5	3-41
Kickoff Returns-Yards	4-50	3-74
Interception Returns-Yards	2-16	1-2
Punts (Number-Avg)	9-30.2	5-39.8
Fumbles-Lost	1-1	2-2
Penalties-Yards	11-100	7-58
Possession Time	29:08	30:52
Third-Down Conversions	5 of 16	3 of 12
Fourth-Down Conversions	0 of 1	1 of 2
Red-Zone Scores-Chances	2-3	1-5
Sacks By: Number-Yards	0-0	1-7

RUSHING: San Diego State-Sullivan 10-66; Henderson 2-12; Mougey 1-minus 1; Lindley 2-minus 6. Notre Dame-Allen 17-59; Hughes 16-54; Maust 1-minus 8.

PASSING: San Diego State-Lindley 29-59-1-274. Notre Dame-Clausen 21-34-2-237.

RECEIVING: San Diego State-Kawulok 9-60; Mougey 5-97; Wallace 4-40; Henderson 4-37; Brown 3-19; Sullivan 2-7; Umuolo 1-7; Shaw 1-7. Notre Dame Tate 6-93; Grimes 5-35; Hughes 3-32; Allen 3-18; Kamara 1-28; Floyd 1-22; Rudolph 1-5; Yeatman 1-4.

INTERCEPTIONS: San Diego State-McKay 1-16; Holmes 1-0. Notre Dame-Neal 1-2.

FUMBLES: San Diego State-Sullivan 1-1. Notre Dame-Hughes 1-1; Allen 1-1.

SACKS (UA-A): San Diego State-None. Notre Dame-Crum 1-0.

TACKLES (UA-A): San Diego State-Laolagi 8-5; Milling 6-5; Holmes 6-1; Preston 2-3; Allen 3-1; Williams 1-3; Soto 1-3; Boudreaux 1-3; Moore 2-1; Campbell 2-1; McKay 2-0; Lawson 1-1; Perez 1-1; Sandford 1-1; Hemmings 1-0; Stahovich 1-0; Louis 1-0; Armstrong 0-1; Davis 0-1; Sokoloski 0-1. Notre Dame-McCarthy 10-4; Bruton 7-0; Lambert 6-0; Brown, S. 4-2; Crum 3-3; Smith, B. 4-0; Smith, H. 3-0; Neal 1-2; Anello 2-0; Fleming 1-0; Kamara 1-0; Richardson 1-0; Ryan 1-0; Johnson 0-1.

Notre Dame 35, Michigan 17
Notre Dame, Ind. (Notre Dame Stadium)
Sept. 13, 2008

NOTRE DAME, Ind. (AP) - A busted up knee could hardly put a damper on this day for Notre Dame coach Charlie Weis.

"We definitely showed up against a good opponent and it's sweet," said Weis, on crutches most of the game after tearing the ACL and MCL in his left knee Saturday when he was hit in the second quarter along the sideline. "This was a big win for our program and our kids."

Ripping a page out of the playbook that Michigan used for consecutive wins over the Irish the past two seasons, Notre Dame took advantage of mistakes by the Wolverines to jump to a three-touchdown lead. Michigan coach Rich Rodriguez said his team's six turnovers too much to overcome.

"I don't think we're that far off. We've just got to play better," he said. "I've said it many times, we're not good enough to play poorly and win. We're not right now."

Jimmy Clausen, who was sacked eight times by the Wolverines last year, was 10-of-21 passing for 147 yards with two touchdown passes, two interceptions and he wasn't sacked. Robert Hughes ran for two touchdowns for the Irish.

After losing 38-0 and 47-21 to the Wolverines the past two seasons, Clausen said the victory Saturday was big.

"It feels great. I was talking to a bunch of the guys before the game, I said, 'Remember what we felt like last year after this game. That's not going to happen again.'"

Weis was hurt when Irish defensive end John Ryan, who is 6-5, 264 pounds, was blocked and crashed into Weis in the leg. The coach was looking in the other direction because the ball carrier had run past him.

"Tommy Brady's got nothing on me," Weis joked afterward about the injured New England Patriots' quarterback.

Weis will have surgery on his knee in the next few days.

"I feel like an athlete. First time in my life," he said.

The Irish scored their first two touchdowns off turnovers and went ahead 21-0 in the first quarter.

"Neither one of us, is really built at this time to play from behind in a significant margin," Weis said.

"Because the question was for everyone. It wasn't just for media. It was for coaches, it was for players, for everyone. Where are we going to go from here?" he said.

Linebacker Brian Smith, who returned a fumble recovery 35 yards for the only touchdown of the second half early in the fourth quarter, said the Irish showed they are an improved team.

"Last year at Michigan, we were embarrassed as a team. We remembered that as we were training and getting ready for the season," Smith said.

The victory came on the same day Notre Dame honored former coach Lou Holtz by dedicating a statue of him before the game. Members of his 1988 national team, Notre Dame's last title winner, also were on hand for the victory.

"Today it was not Lou, it was not the '88 team, it was those guys in that locker room stepping up and earn the respect that (senior linebacker) Mo Crum was talking about last night at the pep rally," Weis said. "We had a bunch of guys that stepped up and said we want to make a statement that Notre Dame's not just some garbage school out there."

This year it was the Wolverines who left the game wondering where they go from here.

"Michigan football will be back," Rodriguez said. "All the naysayers out there, I'm disappointed but I'm not discouraged. Michigan football will be back."

The second half was played in a steady rain as the Wolverines made four of their six turnovers.

"You can't blame the conditions," said Steven Threet, who was 16-of-23 passing for 175 yards and a touchdown with no interceptions for Michigan.

Sam McGuffie ran for 131 yards on 25 carries and had four catches for 47 yards and a touchdown. The Wolverines moved the ball better than they did in their first two games in Rodriguez's spread offense. They just couldn't hold on to it.

"I don't think we're that far off. We've just got to play better. I've said it many times, we're not good enough to play poorly and win," he said. "We're not right now."

Scoring Summary

	1	2	3	4	F	
Michigan	7	10	0	0	-	17 Record: (1-2)
Notre Dame	21	7	0	7	-	35 Record: (2-0)

First Quarter

11:52	ND	Hughes 2 yd run (Walker, B. kick), 3-11 0:50
11:00	ND	Kamara 10 yd pass from Clausen (Walker, B. kick), 3-14 0:52
4:51	ND	Tate 48 yd pass from Clausen (Walker, B. kick), 1-63 0:15
1:56	UM	McGuffie 40 yd pass from Threet (Lopata kick), 7-75 2:55

Second Quarter

11:53	UM	Lopata 23 yd field goal, 8-67 3:21
8:47	ND	Hughes 1 yd run (Walker, B. kick), 6-87 3:06
5:41	UM	Grady 7 yd run (Lopata kick), 7-60 3:06

Fourth Quarter

14:50	ND	Smith, B. 35 yd fumble recovery (Walker, B. kick)
-------	----	---

	UM	ND
FIRST DOWNS	21	14
RUSHES-YARDS (NET)	42-159	34-113
PASSING YDS (NET)	229	147
Passes Att-Comp-Int	28-19-2	21-10-2
TOTAL OFFENSE PLAYS-YARDS	70-388	55-260
Fumble Returns-Yards	0-0	1-35
Punt Returns-Yards	2--2	2-12
Kickoff Returns-Yards	5-57	4-58
Interception Returns-Yards	2-0	2-80
Punts (Number-Avg)	4-52.8	6-43.8
Fumbles-Lost	7-4	3-0
Penalties-Yards	7-79	3-38
Possession Time	32:12	27:48
Third-Down Conversions	4 of 12	3 of 12
Fourth-Down Conversions	1 of 2	0 of 2
Red-Zone Scores-Chances	2-4	3-4
Sacks By: Number-Yards	0-0	0-0

INDIVIDUAL LEADERS

RUSHING: Michigan-McGuffie 25-131; Mesko 1-13; Threet 5-8; Shaw 2-5; Grady 4-4; Minor 3-1; Brown 1-0; TEAM 1-minus 3. Notre Dame-Hughes 19-79; Aldridge 9-28; Clausen 2-5; Allen 2-4; TEAM 2-minus 3.

PASSING: Michigan-Threet 16-23-0-175; Sheridan 3-5-2-54. Notre Dame-Clausen 10-21-2-147.

RECEIVING: Michigan-Odoms 6-56; McGuffie 4-47; Mathews 4-46; Stonum 3-35; Babb 2-45. Notre Dame-Tate 4-127; Floyd 2-10; Kamara 1-10; Grimes 1-3; Parris 1-0; Hughes 1-minus 3.

INTERCEPTIONS: Michigan-Trent 2-0. Notre Dame-Gray 1-41; Bruton 1-39.

FUMBLES: Michigan-Threet 2-1; Cissoko 1-0; Shaw 1-1; Grady 1-1; Minor 1-1; Warren 1-0. Notre Dame-Tate 1-0; Aldridge 1-0; Clausen 1-0.

SACKS (UA-A): Michigan-None. Notre Dame-None.

TACKLES (UA-A): Michigan-Trent 4-5; Brown 3-5; Warren 3-4; Thompson 3-4; Ezeh 2-4; Harrison 0-6; Jamison 2-2; Mouton 0-4; Johnson 1-2; Graham 1-1; Van Bergen 0-2; Sheridan 1-0; Butler 1-0; Molk 1-0; Woolfolk 1-0; Johnson 0-1; Martin 0-1; Leach 0-1; Fitzgerald 0-1; Williams 0-1; Stewart 0-1; Taylor 0-1. Notre Dame-Bruton 10-5; McCarthy, K. 7-3; Smith, B. 2-4; Crum 3-2; Brown, J. 2-2; Kuntz 3-0; McNeil 2-1; Anello 2-1; Fleming 1-3; Neal 1-2; Blanton 2-0; Lambert 2-0; Brown, S. 1-1; Williams 1-0; Gordon 1-0; Smith, H. 1-0; Quinn 1-0; Ryan 0-1; Johnson 0-1; Richardson 0-1; Washington, Kevin 0-1.

**Michigan State 23, Notre Dame 7
East Lansing, Mich. (Spartan Stadium)
Sept. 20, 2008**

EAST LANSING, Mich. (AP) - Javon Ringer ran for 201 yards and two touchdowns on 39 carries, carrying Michigan State to a 23-7 win over Notre Dame on Saturday.

Michigan State (3-1) took a 13-0 lead into the fourth quarter, then sealed the victory by handing off to Ringer on all seven plays of a 77-yard drive that he capped with his second score with 2:16 left.

The Irish (2-1) turned the ball over three times and missed two field goals, hurting their chances of starting 3-0 for the first time since 2002 and the second time in 12 years.

Jimmy Clausen was 24-of-41 for 242 yards with a TD and two interceptions, one in the end zone on a play that was overturned by a video review.

Clausen was sacked three times - after not being sacked once in the first two games - and was hurried and hit numerous times. Brandon Long was credited with 2 1/2 sacks.

Michael Floyd caught a 26-yard TD pass early in the fourth quarter, getting Notre Dame within six points, after fumbling at the Michigan State 20 early in the third.

Brandon Walker missed two field goals. A 51-yard kick sailed right in the second quarter and a 41-yard kick went left after a high snap with 5:50 to go in the game, ruining a chance to get within six.

Notre Dame coach Charlie Weis was on the sideline without crutches, wearing a brace under his blue slacks that protected his right knee that was injured in last week's win over Michigan.

Ringer led the nation with nine touchdowns and 104 carries after three games, coming off career highs with 43 carries and 282 yards in a shutout win over Florida Atlantic. He took another step toward stardom with his performance against an Irish team geared to stop him and his highlight of the day was a 63-yard run that set up his second TD.

The Spartans got off to a good start, limiting Notre Dame to minus-5 yards on its first two drives and kicking a field goal on their opening possession.

Clausen's up-for-grabs pass in the end zone to a double-covered Duval Kamara was ripped away by safety Otis Wiley on Notre Dame's third drive. It was originally ruled incomplete but overturned by replay.

Clausen threw another poor pass in the second quarter and it was picked off by Wiley at the Notre Dame 22, setting up Ringer's first TD.

Brett Swenson kicked his second field goal with in the third quarter, putting the Spartans ahead 13-0. That proved to be enough scoring for the Spartans, who have won three straight after losing the opener at California

**Scoring
Summary**

	1	2	3	4	F	
Notre Dame	0	0	0	7	-	7 Record: (2-1)
Michigan State	3	7	3	10	-	23 Record: (3-1)

First Quarter

11:14 MS Swenson 45 yd field goal, 6-24 1:44

Second Quarter

3:28 MS Ringer 1 yd run (Swenson kick), 9-22 3:42

Third Quarter

5:32 MS Swenson 26 yd field goal, 12-77 5:18

Fourth Quarter

14:51 ND Floyd 26 yd pass from Clausen (Walker, B. kick), 8-75 2:34

9:10 MS Swenson 23 yd field goal, 11-54 5:35

2:16 MS Ringer 1 yd run (Swenson kick), 7-77 3:34

Team Statistics

	ND	MS
FIRST DOWNS	18	16
RUSHES-YARDS (NET)	22-16	43-203
PASSING YDS (NET)	242	143
Passes Att-Comp-Int	41-24-2	26-12-0
TOTAL OFFENSE PLAYS-YARDS	63-258	69-346
Fumble Returns-Yards	0-0	0-0
Punt Returns-Yards	3-23	1-10
Kickoff Returns-Yards	5-147	2-47
Interception Returns-Yards	0-0	2-0
Punts (Number-Avg)	5-40.8	5-45.2
Fumbles-Lost	3-1	1-1
Penalties-Yards	5-24	6-65
Possession Time	26:15	33:45
Third-Down Conversions	6 of 13	6 of 15
Fourth-Down Conversions	0 of 1	1 of 1
Red-Zone Scores-Chances	0-2	4-4
Sacks By: Number-Yards	0-0	3-34

INDIVIDUAL LEADERS

RUSHING: Notre Dame-Tate 1-24; Aldridge 4-13; Hughes 5-9; Allen 6-8; TEAM 1-minus 7; Clausen 5-minus 31. Michigan State-Ringer 39-201; Hoyer 2-6; TEAM 2-minus 4.

PASSING: Notre Dame-Clausen 24-41-2-242. Michigan State-Hoyer 12-26-0-143.

RECEIVING: Notre Dame-Floyd 7-86; Tate 5-83; Allen 5-20; Parris 4-22; Rudolph 2-29; Yeatman 1-2. Michigan State-Dell 4-80; White 2-19; Celek 2-15; Cunningham 1-22; Curry 1-4; Hawken 1-3; Ringer 1-0.

INTERCEPTIONS: Notre Dame-None. Michigan State-Wiley 2-0.

FUMBLES: Notre Dame-Floyd 1-1; TEAM 1-0; Clausen 1-0. Michigan State-Ringer 1-1.

SACKS (UA-A): Notre Dame-None. Michigan State-Long 2-0; Anderson 0-1; Rucker 0-1.

TACKLES (UA-A): Notre Dame-Smith, B. 4-6; Bruton 3-7; McCarthy, K. 1-8; Crum 4-4; Lambert 2-6; Smith, H. 1-5; Williams, I. 1-5; Gray, G. 4-0; McNeil 1-3; Blanton 1-2; TEAM 2-0; Kuntz 1-1; Brown, J. 0-2; Quinn 1-0; Smith, S. 1-0; Ryan 0-1; Neal 0-1; Fleming 0-1. Michigan State-Jones 6-3; Rucker 4-5; Decker 2-6; Fortener 5-2; Wiley 3-2; Long 2-3; Weaver 4-0; Denson 2-0; Adams 2-0; Ware 1-1; Hyde 1-1; Kershaw 0-2; Jordan 1-0; Allison 0-1; Gordon 0-1; Henderson 0-1; Anderson 0-1; Robinson 0-1.

Notre Dame 38, Purdue 21
Notre Dame, Ind. (Notre Dame Stadium)
Sept. 27, 2008

NOTRE DAME, Ind. (AP) - Notre Dame's offense answered coach Charlie Weis' challenge.

The Fighting Irish put together their most productive third quarter of the season, scoring three touchdowns behind Jimmy Clausen's passing and Armando Allen Jr.'s running, in a 38-21 victory over Purdue on Saturday.

Notre Dame hadn't scored in the third quarter this season and were tied 14-14 with Purdue at halftime.

"Basically I told them, 'This is the most important drive of the season here,'" Weis said of the opening drive of the second half. "Because that game could have gone either way at that point."

Notre Dame (3-1), which entered the game averaging 78 yards rushing a game rushing, ran for 90 yards in the third quarter against Purdue (2-2).

Allen Jr., who ran for a career-high 134 yards on 17 carries, had a 21-yard run to set up his 16-yard TD run. He then had two runs of 21 yards on the next possession to help set up Notre Dame's next score, a 5-yard pass from Clausen to Kyle Rudolph.

Clausen passed for a career-high 275 yards and three touchdowns.

When Purdue cut the lead to one touchdown on a 54-yard TD pass from Curtis Painter to Desmond Tardy, the Irish answered with a 30-yard TD from Clausen to David Grimes.

"The response they had in the third quarter was probably the probably the most significant part of this football game," Weis said.

Tardy had 10 catches for 175 yards.

The Irish ran for 201 yards on 40 carries. Purdue coach Joe Tiller said because of his team's lack of depth at linebacker he wasn't surprised to see the Irish run the ball so often.

"We played an awful lot of nickel defense, and if I'm coaching against a team that's going to play nickel all the time, I'm going to run it. At least I'm going to run it more than I normally run," he said.

The Boilermakers fell to 1-15 at Notre Dame Stadium since 1976. The loss also left Tiller, who is retiring after the season, with a 5-7 record against the Irish. Purdue had lost 11 straight to Notre Dame before Tiller arrived.

Allen, who had run for 71 yards on 24 carries coming into the game, had the five longest runs of his career.

"I said, 'Where you've been?'" Weis said.

Allen said, "It feels great to go out there and prove to people what I'm capable of."

Irish guard Eric Olsen said it wasn't surprising.

"He has great vision, and for his size, he has great power," Olsen said. "When he gets his legs churning it's hard to bring him down."

Clausen's previous career-high was 246 yards passing against Air Force. Michael Floyd added six catches for 100 yards and Golden Tate caught a touchdown pass.

Weis said Clausen made good decisions and threw the ball away when he needed to.

"It seemed like every ball we had a chance of making a play on. I thought he had a good day," Weis said.

Clausen, using a no-huddle offense, was 20-of-35 passes with no interceptions.

"I know I'm capable of doing stuff like this, it was just a matter of time and preparation and practice," Clausen said.

Purdue linebacker Anthony Heygood said the Boilermakers just gave up too many big plays.

"We're a talented defense and we know we can play much, much better than we did today," he said.

Painter was 29-of-55 passing for 359 yards and two touchdowns for Purdue as he kept the Irish off balance in the first half. But the Irish defense came up with some big plays, including a 47-yard interception return by cornerback Robert Blanton.

"We missed some opportunities early," Painter said. "We got behind a team that was doing some things well and really had to take advantage of those opportunities."

Weis said the win was big for the Irish.

"The confidence continues to grow," he said. "I'd say it's huge."

Scoring Summary

	1	2	3	4	E	
Purdue	7	7	7	0	-	21 Record: (2-2)
Notre Dame	0	14	21	3	-	38 Record: (3-1)

First Quarter

9:04 PUR Sheets 22 yd run (Summers kick), 8-59 4:16

Second Quarter

9:56 ND Blanton 47 yd interception return (Walker, B. kick)
 4:46 PUR Valentin 3 yd pass from Painter (Summers kick), 14-78 5:10
 2:35 ND Tate 6 yd pass from Clausen (Walker, Brandon kick), 6-65 2:11

Third Quarter

12:56 ND Allen 16 yd run (Walker, B. kick), 5-81 2:04
 6:37 ND Rudolph 5 yd pass from Clausen (Walker, B. kick), 11-78 4:56
 5:24 PUR Tardy 54 yd pass from Painter (Summers kick), 4-64 1:13
 1:24 ND Grimes 30 yd pass from Clausen (Walker, B. kick), 9-54 4:00

Fourth Quarter

10:26 ND Walker, B. 41 yd field goal, 9-64 3:55

Team Statistics

	ND	MS
FIRST DOWNS	23	23
RUSHES-YARDS (NET)	17-103	40-201
PASSING YDS (NET)	359	275
Passes Att-Comp-Int	55-29-1	35-20-0
TOTAL OFFENSE PLAYS-YARDS	72-462	75-476
Fumble Returns-Yards	0-0	0-0
Punt Returns-Yards	1-9	1-1
Kickoff Returns-Yards	7-97	4-105
Interception Returns-Yards	0-0	1-47
Punts (Number-Avg)	4-39.0	2-46.5
Fumbles-Lost	0-0	0-0
Penalties-Yards	5-43	6-44
Possession Time	24:34	35:26
Third-Down Conversions	6 of 14	6 of 14
Fourth-Down Conversions	0 of 2	3 of 4
Red-Zone Scores-Chances	1-3	3-4
Sacks By: Number-Yards	1-8	0-0

INDIVIDUAL LEADERS

RUSHING: Purdue-Sheets 13-87; Siller 2-6; Halliburton 1-5; Painter 1-5. Notre Dame-Allen 17-134; Aldridge 8-34; Hughes 9-26; Clausen 5-8; TEAM 1-minus 1.

PASSING: Purdue-Painter 29-55-1-359. Notre Dame-Clausen 20-35-0-275.

RECEIVING: Purdue-Tardy 10-175; Orton 9-90; Sheets 5-56; Smith 2-24; Whittington 1-8; Valentin 1-3; McKey 1-3. Notre Dame-Floyd 6-100; Tate 5-64; Grimes 4-65; Rudolph 3-32; Allen 1-9; Kamara 1-5.

INTERCEPTIONS: Purdue-None. Notre Dame-Blanton 1-47.

FUMBLES: Purdue-None. Notre Dame-None.

SACKS (UA-A): Purdue-Neal 1-0. Notre Dame-None.

TACKLES (UA-A): Purdue-Heygood 5-6; Holland 2-9; Williams 2-6; McKinley 3-4; Mclean 1-4; Neal 1-4; Kerrigan 2-2; King 1-3; Golding 1-3; Baker 1-2; Pender 2-0; Brown 1-1; Adams 0-2; Mondek 0-2; Guynn 0-2; Magee 0-2; Wolf 1-0; Wiggs 1-0; Lindsay 1-0; Martin 1-0; Dierking 1-0; Halliburton 1-0. Notre Dame-Bruton 4-2; Kuntz 3-3; Crum 1-5; Blanton 5-0; McCarthy, K. 4-1; Smith, B. 1-4; Gray, G. 4-0; Lambert 3-1; McNeil 2-1; Smith, S. 2-1; Anello 1-2; Smith, H. 2-0; Brown, S. 1-1; Williams 0-2; Fleming 0-2; Johnson 0-2; Neal 1-0; Gordon 0-1; Ryan 0-1; Quinn 0-1.

**Notre Dame 28, Stanford 21
Notre Dame, Ind. (Notre Dame Stadium)
Oct. 4, 2008**

NOTRE DAME, Ind. (AP) - Jimmy Clausen threw for a career-high 347 yards and three touchdown passes and Notre Dame held on for a 28-21 victory over Stanford on Saturday.

Notre Dame's seventh straight victory over the Cardinal (3-3) looked as if it was going to be a rout when the Fighting Irish (4-1) were up 28-7 in the fourth quarter.

Stanford made a late run behind Tavita Pritchard. He threw a 1-yard pass to Jim Dray and a 10-yard TD pass to Doug Baldwin with 6 minutes left to close to within a touchdown.

The Cardinal got the ball back on their own 2 with 3:34 left, but couldn't mount a drive. They had one last chance with 8 seconds left, but fumbled the ball and Pat Kuntz recovered to end the game.

The Irish won their fifth straight home game. The Cardinal haven't won at Notre Dame Stadium since 1992.

It was the second straight career-best performance for Clausen, who threw for 275 yards a week earlier against Purdue. He was much more efficient against the Cardinal, however, completing 29-of-40 passes with no interceptions. He had a 21-yard touchdown pass to Armando Allen Jr., a 48-yard scoring pass to Michael Floyd and a 16-yard TD pass to Kyle Rudolph.

Floyd had five catches for 115 yards for the Irish and Allen had seven catches for 66 yards and also scored on a 3-yard run as the Irish were held to 83 yards rushing. The 29 completions also were a career-high for Clausen.

After rushing for 107 yards in the first quarter, Stanford managed just 22 yards running in the second and third quarters. The Cardinal finished with 161 yards rushing on 37 carries, led by Toby Gerhart's 104 on 13.

Pritchard was 18-of-28 passing for 182 yards, including 10-of-11 for 106 yards and two touchdowns in the fourth quarter. Gerhart, who left the game last week against Washington with a mild concussion, scored on a 1-yard TD run.

The Cardinal were slowed in the first half by three interceptions thrown by Pritchard and eight penalties for 51 yards.

The Irish took control with two second-quarter touchdowns, sandwiched around an interfering with a fair catch call, to move ahead 21-7. On the first drive, Clausen completed 5-of-6 passes for 65 yards and a pass interference call put the ball on the 2. Allen then raced between two Cardinal defenders to give the Irish a 14-7 lead.

The Irish defense then held Stanford to a three-and-out. On the punt, Allen signaled a fair catch and raced up to catch it, but Nate Wilcox-Fogel got in the way. The ball hit Allen and Stanford's Will Powers picked it up and began running for the end zone, but officials called the interference penalty.

Stanford coach Jim Harbaugh was irate, throwing down his play card and tossing his hat, because he thought Wilcox-Fogel was blocked into Allen.

The Irish got the ball on the Stanford 48. On third-and-8, Clausen threw a long pass that Floyd caught at the 5 and ran in untouched after Stanford cornerback Wopamo Osaisai fell, giving the Irish a two-touchdown lead. The Irish made it 28-7 on Rudolph's TD catch.

Stanford moved the ball well on its first three possessions, but the first two ended in interceptions by David Bruton and Kuntz. The Irish defense, which entered the game with one sack in four games, had five against the Cardinal

**Scoring
Summary**

	1	2	3	4	F	
Stanford	0	7	0	14	-	21 Record: (3-3)
Notre Dame	7	14	7	0	-	28 Record: (4-1)

First Quarter

7:56 ND Allen 21 yd pass from Clausen (Walker, B. kick), 9-80 5:03

Second Quarter

10:51 STAN Gerhart 1 yd run (Zagory kick), 14-95 7:02

6:12 ND Allen 3 yd run (Walker, B. kick), 9-73 4:39

3:40 ND Floyd 48 yd pass from Clausen (Walker, B. kick), 3-48 0:58

Third Quarter

4:30 ND Rudolph 16 yd pass from Clausen (Walker, B. kick), 7-75 4:22

Fourth Quarter

10:06 STAN Dray 1 yd pass from Pritchard (Zagory kick), 7-72 2:48

6:00 STAN Baldwin 10 yd pass from Pritchard (Zagory kick), 5-36 2:02

Team Statistics

	STAN	ND
FIRST DOWNS	20	20
RUSHES-YARDS (NET)	37-161	27-83
PASSING YDS (NET)	182	347
Passes Att-Comp-Int	28-18-3	40-29-0
TOTAL OFFENSE PLAYS-YARDS	65-343	67-430
Fumble Returns-Yards	0-0	1-2
Punt Returns-Yards	4-46	0-0
Kickoff Returns-Yards	5-111	4-72
Interception Returns-Yards	0-0	3-2
Punts (Number-Avg)	3-42.0	5-41.4
Fumbles-Lost	1-1	0-0
Penalties-Yards	9-56	8-75
Possession Time	26:40	33:20
Third-Down Conversions	2 of 9	4 of 14
Fourth-Down Conversions	0 of 1	2 of 3
Red-Zone Scores-Chances	3-3	2-4
Sacks By: Number-Yards	1-12	5-48

INDIVIDUAL LEADERS

RUSHING: Stanford-Gerhart 13-104; Kimble 10-61; Howell 3-15; Thomas 2-9; Pritchard 9-minus 28. Notre Dame-Allen 9-33; Smith, H. 1-23; Hughes 8-14; Aldridge 5-9; Clausen 4-4.

PASSING: Stanford-Pritchard 18-28-3-182. Notre Dame-Clausen 29-40-0-347.

RECEIVING: Stanford-Whalen 8-91; Gunder 4-34; Baldwin 3-42; Fleener 1-12; Kimble 1-2; Dray 1-1. Notre Dame-Allen 7-66; Grimes 7-60; Floyd 5-115; Rudolph 5-70; Tate 3-30; Hughes 1-4; Kamara 1-2.

INTERCEPTIONS: Stanford-None. Notre Dame-McCarthy 1-2; Kuntz 1-0; Bruton 1-0.

FUMBLES: Stanford-Baldwin 1-1. Notre Dame-None.

SACKS (UA-A): Stanford-McNally 1-0. Notre Dame-Kuntz 2-0; Brown, S. 1-0; Smith, B. 1-0; Fleming 1-0.

TACKLES (UA-A): Stanford-McNally 5-4; Osaisai 4-5; Maynor 3-6; Snyder 4-4; Lorig 2-3; Amajoyi 1-4; Evans 3-1; Wisner 1-3; Thomas 1-3; Chase 2-1; Udofia 1-2; McAndrew 2-0; Keiser 1-1; Marecic 1-0; Bulcke 0-1; Bademosi 0-1; Fua 0-1. Notre Dame-McCarthy 7-7; Bruton 5-4; Smith, B. 3-3; McNeil 3-1; Crum 3-1; Lambert 2-2; Smith, H. 2-1; Fleming 2-1; Brown, S. 2-1; Kuntz 2-1; Brown, J. 1-2; Anello 2-0; Ryan 0-2; Blanton 1-0; Gordon 1-0; Gray, G. 1-0; Smith, S. 1-0; Neal 1-0; Quinn 1-0; Richardson 0-1; Herring 0-1; Williams, I. 0-1; Johnson 0-1

**#22 North Carolina 29, Notre Dame 24
Chapel Hill, N.C. (Kenan Stadium)
Oct. 11, 2008**

CHAPEL HILL, N.C. (AP) - Cameron Sexton scored on a leaping 4-yard keeper to start the fourth quarter, Quan Sturdivant returned an interception for a touchdown and No. 22 North Carolina rallied to beat Notre Dame 29-24 on Saturday.

Ryan Houston scored on a short run for the Tar Heels (5-1), who are off to their best start since winning the first eight games of the 1997 season. Hakeem Nicks added nine catches for 141 yards and freshman walk-on Casey Barth kicked three field goals, helping North Carolina rally from an 11-point first-half deficit and beat the Fighting Irish for just the second time in 18 meetings.

This one came down to a wild finish, with the Irish (4-2) reaching North Carolina's 7-yard line in the final seconds before officials ruled after a review that receiver Michael Floyd fumbled the ball after a catch. Trimane Goddard recovered the ball, giving it back to North Carolina for a joyous kneel-down with 3 seconds left.

Jimmy Clausen threw for 383 yards and two touchdowns for Notre Dame, which moved the ball all day against and led 17-9 at the break before committing four second-half turnovers. Notre Dame finished with 472 yards and converted 10 of 16 third downs.

Sexton, the one-time third stringer filling in for injured starter T.J. Yates, threw for 201 yards. But he made his biggest play with his feet, scrambling right on third down and jumping through a hit from Kyle McCarthy at the goal line for the 29-24 lead with 14:55 to play.

The Tar Heels found a way to keep moving forward despite going most of the way without big-play receiver and returner Brandon Tate, who sprained his right knee in the first quarter. Nicks picked up the slack with another big day against the Fighting Irish after tallying six catches for 171 yards and a score against them two years ago. Converted safety Shaun Draughn added his second straight solid game, finishing with 91 yards on 17 carries.

Clausen looked sharp most of the day behind a line that gave him plenty of time to throw. But the sophomore made three costly second-half mistakes that helped the Tar Heels seize momentum after trailing the entire first half.

It started when Sturdivant jumped in front of Kyle Rudolph for the pick on Clausen's first pass and returned it 32 yards for the touchdown to cut it to 17-16. Later in the period, Aleric Mullins stripped Clausen of the ball and recovered the fumble to set up the Tar Heels' go-ahead drive.

Then, after the Irish had driven to North Carolina's 36-yard line with about 5 minutes left, Deunta Williams picked off Clausen on the right side, giving the ball back to the Tar Heels for a drive that took 3 minutes off the clock.

Once Notre Dame got the ball back at its own 18 with 1:47 to play, Clausen guided one more drive, pushing to North Carolina's 33-yard line with 11 seconds left before finding Floyd over the middle on what turned out to be the Irish's final play.

**Scoring
Summary**

	<u>1</u>	<u>2</u>	<u>3</u>	<u>4</u>	<u>F</u>	
Notre Dame	7	10	7	0	-	24 Record: (4-2)
North Carolina	3	6	13	7	-	29 Record: (5-1)

First Quarter

10:27 ND Tate 19 yd pass from Clausen (Walker, B. kick), 11-82 3:29
2:49 NC Barth 41 yd field goal, 8-54 2:51

Second Quarter

12:53 ND Walker, B. 42 yd field goal, 10-63 4:56
5:22 NC Barth 34 yd field goal, 14-58 7:31
0:52 ND Floyd 7 yd pass from Clausen (Walker, B. kick), 8-80 4:30
0:09 NC Barth 42 yd field goal, 7-42 0:43

Third Quarter

14:48 NC Sturdivant 32 yd interception return (Barth, C kick)
10:43 ND Aldridge 2 yd run (Walker, B. kick), 11-72 4:05
5:14 NC Houston 1 yd run (Sexton pass failed), 13-69 5:29

Fourth Quarter

14:55 NC Sexton 4 yd run (Barth kick), 7-42 3:18

Team Statistics

	ND	NC
FIRST DOWNS	27	21
RUSHES-YARDS (NET)	30-89	32-121
PASSING YDS (NET)	383	201
Passes Att-Comp-Int	48-31-2	32-18-0
TOTAL OFFENSE PLAYS-YARDS	78-472	64-322
Fumble Returns-Yards	0-0	0-0
Punt Returns-Yards	0-0	1-9
Kickoff Returns-Yards	7-120	4-82
Interception Returns-Yards	0-0	2-40
Punts (Number-Avg)	1-35.0	4-38.0
Fumbles-Lost	4-3	1-0
Penalties-Yards	4-33	7-55
Possession Time	33:05	26:55
Third-Down Conversions	10 of 16	6 of 13
Fourth-Down Conversions	0 of 2	0 of 0
Red-Zone Scores-Chances	3-3	4-4
Sacks By: Number-Yards	1-8	4-26

INDIVIDUAL LEADERS

RUSHING: Notre Dame-Allen 11-60; Aldridge 4-23; Hughes 4-12; Clausen 11-minus 6. North Carolina-Draughn 17-91; Houston 8-28; Little 2-7; Sexton 3-minus 2; Team 2-minus 3.

PASSING: Notre Dame-Clausen 31-48-2-383. North Carolina-Sexton 18-32-0-201.


RECEIVING: Notre Dame-Allen 7-47; Floyd 6-93; Tate 5-121; Kamara 5-58; Grimes 4-19; Rudolph 3-30; Hughes 1-15. North Carolina-Nicks 9-141; Foster 3-28; Arnold 2-3; Quinn 1-15; Pianalto 1-5; Thornton 1-5; Elzy 1-4.

INTERCEPTIONS: Notre Dame-None. North Carolina-Sturdivant 1-32; Williams 1-8.

FUMBLES: Notre Dame-Allen 1-0; Floyd 1-1; Clausen 1-1; Gray 1-1. North Carolina-Team 1-0.

SACKS (UA-A): Notre Dame-Kuntz 1-0. North Carolina-Carter 2-0; Mullins 1-0; Coples 1-0.

TACKLES (UA-A): Notre Dame-Bruton 7-1; McNeil 5-1; Smith, H. 3-3; Crum 4-1; McCarthy 4-0; Williams 3-0; Smith, B. 3-0; Kuntz 2-1; Blanton 2-0; Brown, J. 1-1; Anello 1-1; Smith, S. 1-0; Fleming 1-0; Floyd 1-0; Smith, T. 1-0; Richardson 1-0; Johnson 1-0; Neal 1-0; Lambert 0-1. North Carolina-Paschal 8-3; Sturdivant 5-5; Williams 6-0; Hemby 4-2; Goddard 4-1; Brown 3-1; Burney 3-1; Carter 3-0; Powell 2-1; White 1-2; Austin 1-2; Tinsley 1-1; Mullins 1-1; Taylor 0-2; Coples 1-0; Thomas 1-0; Rich 1-0; Arnold 0-1; Quinn 0-1



34

James Aldridge
 HB
 6-0, 225
 Jr.
 St. Louis, Mo.

2008

North Carolina: Scored the first touchdown of his Irish career from two yards out in the third quarter ... recorded 23 yards on four carries (5.8 avg.). **Stanford:** Rushed the ball five times on the day for nine yards. **Purdue:** Racked up 34 yards on eight carries, including current season-long run of 17 yards in victory over the Boilermakers. **Michigan State:** Appeared in second consecutive game, rushing for 13 yards on four carries. **Michigan:** Registered first game action of the 2008 season, recording 28 yards rushing on nine attempts. **San Diego State:** Did not see game action in the opening week of the season.

CAREER STATISTICS


Year	G-S	Rushing				Receiving					
		Att	Yds	Avg	TD	LG	Rec	Yds	Avg	TD	LG
2008	5-0	30	107	3.6	1	17	0	0	0.0	0	0
2007	11-5	121	463	3.8	0	43	5	30	6.0	0	11
2006	7-0	37	142	3.8	0	13	0	0	0.0	0	0
Total	23-5	188	712	3.8	1	43	5	30	6.0	0	11

CAREER GAME-BY-GAME

2008	Att	Yds	Avg	LG	TD	Receiving					
						Rec	Yds	Avg	TD	LG	
SDSU (9.6)						DNP					
UM (9.13)	9	28	3.1	8	0	0	0	0.0	0	0	0
at MSU (9.20)	4	13	3.2	9	0	0	0	0.0	0	0	0
PUR (9.27)	8	34	4.2	17	0	0	0	0.0	0	0	0
STAN (10.4)	5	9	1.8	6	0	0	0	0.0	0	0	0
at UNC (10.11)	4	23	5.8	15	1	0	0	0.0	0	0	0
at UW (10.25)											
PITT (11.1)											
at BC (11.8)											
vs. Navy (11.15)											
SYR (11.22)											
at USC (11.29)											

2007	Att	Yds	Avg	LG	TD	Receiving					
						Rec	Yds	Avg	TD	LG	
GT (9.1)	6	19	3.2	7	0	0	0	0.0	0	0	0
at PSU (9.8)	1	-3	-3.0	-3	0	0	0	0.0	0	0	0
at UM (9.15)	10	51	5.1	11	0	0	0	0.0	0	0	0
*MSU (9.22)	18	104	5.8	43	0	0	0	0.0	0	0	0
*at PUR (9.29)	5	9	1.8	4	0	0	0	0.0	0	0	0
*at UCLA (10.6)	22	52	2.4	9	0	3	18	6.0	0	11	
*BC (10.13)	5	17	3.4	7	0	1	5	5.0	0	5	
USC (10.20)						DNP					
Navy (11.3)	32	125	3.9	14	0	0	0	0.0	0	0	0
*AF (11.10)	14	62	4.4	16	0	0	0	0.0	0	0	0
Duke (11.17)	8	27	3.9	6	0	1	7	7.0	0	7	
at STAN (11.25)	0	0	0.0	0	0	0	0	0.0	0	0	0

2006	Att	Yds	Avg	LG	TD	Receiving					
						Rec	Yds	Avg	TD	LG	
at GT (9.2)						DNP					
PSU (9.9)						DNP					
UM (9.16)						DNP					
at MSU (9.23)						DNP					
PUR (9.30)						DNP					
STAN (10.7)	4	25	6.3	11	0	0	0	0.0	0	0	0
UCLA (10.21)						DNP					
vs. Navy (10.28)	12	29	2.4	7	0	0	0	0.0	0	0	0
UNC (11.4)	8	45	5.6	13	0	0	0	0.0	0	0	0
at AF (11.11)	5	27	5.4	9	0	0	0	0.0	0	0	0
Army (11.18)	3	9	3.0	10	0	0	0	0.0	0	0	0
at USC (11.25)	2	0	0.0	1	0	0	0	0.0	0	0	0
LSU (1.3)	3	7	2.3	4	0	0	0	0.0	0	0	0



5

Armando Allen
 HB
 5-10, 195
 So.
 Opa Locka, Fla.

2008

North Carolina: Collected 130 all-purpose yards on the day (60 rush, 47 rcv., 23 KR), marking the third straight game eclipsing the 100-yard mark in a game. **Stanford:** Started second consecutive game for the Irish, recording 153 all-purpose yards (33 rush, 66 receiving, 54 in kick returns) on the day ... also recorded career-bests in pass receptions (7), longest catch (21 yards) and recorded his first multi-touchdown game. **Purdue:** Had a career day against the Boilermakers, registering 247 all-purpose yards (134 rush, 9 receiving, 105 kick return), including his first touchdown as a member of the Irish in the third quarter. Eclipsed the 100-yard rush mark for the first time in his Irish career, as well as getting his current career long run of 21 yards. **Michigan State:** Registered 198 all-purpose yards, including the longest kick return of career for 53 yards (longest kick return since 2002) against the Spartans. **Michigan:** Saw limited playing time, registering one punt return for nine yards and carrying the ball twice for four yards. **San Diego State:** Recorded 158 all-purpose yards in the season opener, including 64 yards rushing and 18 yards receiving to go along with his career-long punt return of 22 yards in the second quarter.

CAREER STATISTICS

Year	G-S	Rushing				Receiving					
		Att	Yds	Avg	TD	LG	Rec	Yds	Avg	TD	LG
2008	6-3	61	298	4.9	2	21	23	160	7.0	1	21
2007	12-4	86	348	4.0	0	15	24	124	5.2	1	16
Total	18-7	147	646	4.4	2	21	47	284	6.0	2	21

Year	Ret	Kick Return			All-Purpose					
		Yds	Avg	TD	Rush	Rec	PR	KR	Avg/G	
2008	17	375	22.1	0	53	298	160	66	375	149.8
2007	33	704	21.3	0	38	348	124	0	704	98.0
Total	50	1079	21.6	0	53	646	284	66	1079	115.3

CAREER GAME-BY-GAME

2008	Att	Yds	Avg	LG	TD	Receiving				
						Rec	Yds	Avg	TD	LG
*SDSU (9.6)	16	59	3.7	14	0	3	18	6.0	0	10
UM (9.13)	2	4	2.0	2	0	0	0	0.0	0	0
at MSU (9.20)	6	8	1.3	5	0	5	20	4.0	0	13
*PUR (9.27)	17	134	7.9	21	1	1	9	9.0	0	9
*STAN (10.4)	9	33	3.7	12	1	7	66	9.4	1	21
at UNC (10.11)	11	60	5.5	16	0	7	47	6.7	0	14
at UW (10.25)										
PITT (11.1)										
at BC (11.8)										
vs. Navy (11.15)										
SYR (11.22)										
at USC (11.29)										

2008	Punt Returns				Kick Returns					
	Att	Yds	Avg	LG	TD	Att	Yds	Avg	LG	TD
SDSU (9.6)	2	35	17.5	22	0	2	46	23.0	29	0
UM (9.13)	1	9	9.9	9	0	1	0	0.0	0	0
at MSU (9.20)	3	23	7.7	18	0	5	147	29.4	53	0
PUR (9.27)	1	-1	-1.0	-1	0	4	105	26.3	36	0
STAN (10.4)	0	0	0.0	0	0	3	54	18.0	24	0
at UNC (10.11)										
at UW (10.25)										
PITT (11.1)										
at BC (11.8)										
vs. Navy (11.15)										
SYR (11.22)										
at USC (11.29)										

2007	Att	Yds	Avg	LG	TD	Receiving				
						Rec	Yds	Avg	TD	LG
GT (9.1)	3	25	8.3	11	0	1	1	1.0	0	1
*at PSU (9.8)	8	11	1.4	4	0	6	38	6.3	0	15
*at UM (9.15)	9	24	2.7	6	0	2	7	3.5	0	11
MSU (9.22)	3	13	4.3	9	0	1	5	5.0	0	5
at PUR (9.29)	6	25	4.2	9	0	1	-9	-9.0	0	-9
at UCLA (10.6)	3	19	6.3	11	0	2	3	1.5	0	4
BC (10.13)	3	9	3.0	7	0	3	16	5.3	0	9



27

David Bruton

DS

6-2, 212

Sr.

Miamisburg, Ohio

2008

North Carolina: Led the team in tackles with eight (seven solo; assist) in the loss ... picked up his 17th career start. **Stanford:** Recorded his 16th career start (eighth straight) and registered nine tackles (five solo; four assists) and an interception ... interception was the fifth of his career and also marked the fourth forced turnover of the season inside the Irish 20-yard line. **Purdue:** Made the 15th start of his career and brought down a team leading six tackles (4 solo; 2 assists) as well as a pass break-up. **Michigan State:** Tallied a team-high 10 tackles (three solo, seven assists) and helped limit the passing attack of the Spartans in the loss. **Michigan:** In his 13th career start, tied a career high in tackles with 15 (10 solo, five assists), had 1.5 tackles for loss, a quarterback hurry, forced a fumble and intercepted a pass in the red zone ... has now forced three turnovers this season inside the Irish 10-yard line. **San Diego State:** Made five tackles (all solo), broke up a pass, forced and recovered a fumble in the win ... the 2008 season opener marked his 12th career start for the Irish.

CAREER STATISTICS

Year	G-S	Tackles				TFL	Scks	Fumbles			
		TT	UT	AT	INT			FF	FR	PBU	INT
2008	6-6	53	34	19	1.5-5	0.0-0	2	1-0	2	2-39	
2007	12-11	85	55	30	4.5-16	1.0-10	1	1-0	2	3-20	
2006	12-0	18	12	6	1.0-1	0.0-0	0	0-0	0	0-0	
2005	11-0	14	10	4	0.0-0	0.0-0	0	0-0	1	0-0	
Total	41-17	162	111	59	7.0-22	1.0-10	3	2-0	5	5-59	

CAREER GAME-BY-GAME

2008	TT	UT	AT	TFL	Scks	FF	FR	PBU	INT
*SDSU (9.6)	5	5	0	0.5-0	0.0-0	1	1-0	1	0-0
*UM (9.13)	15	10	5	1.5-5	0.0-0	1	0-0	0	1-39
*at MSU (9.20)	10	3	7	0.0-0	0.0-0	0	0-0	0	0-0
*PUR (9.27)	6	4	2	0.0-0	0.0-0	0	0-0	1	0-0
*STAN (10.4)	9	5	4	0.0-0	0.0-0	0	0-0	0	1-0
*at UNC (10.11)	8	7	1	0.0-0	0.0-0	0	0-0	0	0-0
at UW (10.25)									
PITT (11.1)									
at BC (11.8)									
vs. Navy (11.15)									
SYR (11.22)									
at USC (11.29)									

2007	TT	UT	AT	TFL	Scks	FF	FR	PBU	INT
*GT (9.1)	9	6	3	2.0-11	1.0-10	0	0-0	0	0-0
*at PSU (9.8)	2	1	1	0.0-0	0.0-0	0	0-0	0	0-0
*at UM (9.15)	9	5	4	1.0-1	0.0-0	0	0-0	0	0-0
*MSU (9.22)	15	8	7	0.0-0	0.0-0	0	0-0	0	1-0
*at PUR (9.29)	3	3	0	0.0-0	0.0-0	0	0-0	0	0-0
*at UCLA (10.6)	4	4	0	0.0-0	0.0-0	0	0-0	0	1-17
*BC (10.13)	6	6	0	0.0-0	0.0-0	0	0-0	0	0-0
*USC (10.20)	5	2	3	0.0-0	0.0-0	1	0-0	1	0-0
Navy (11.3)	4	2	2	0.5-2	0.0-0	0	0-0	0	0-0
*AF (11.10)	13	7	6	0.0-0	0.0-0	0	0-0	0	0-0
*Duke (11.17)	6	3	3	0.0-0	0.0-0	0	1-0	1	0-0
*at STAN (11.25)	9	8	1	1.0-2	0.0-0	0	0-0	0	1-3

2006	TT	UT	AT	TFL	Scks	FF	FR	PBU	INT
at GT (9.2)									DNP
PSU (9.9)	0	0	0	0.0-0	0.0-0	0	0-0	0	0-0
UM (9.16)	2	1	1	0.0-0	0.0-0	0	0-0	0	0-0
at MSU (9.23)	0	0	0	0.0-0	0.0-0	0	0-0	0	0-0
PUR (9.30)	1	1	0	0.0-0	0.0-0	0	0-0	0	0-0
STAN (10.7)	3	1	2	0.0-0	0.0-0	0	0-0	0	0-0
UCLA (10.21)	1	1	0	0.0-0	0.0-0	0	0-0	0	0-0
vs. Navy (10.28)	0	0	0	0.0-0	0.0-0	0	0-0	0	0-0
UNC (11.4)	0	0	0	0.0-0	0.0-0	0	0-0	0	0-0
at AF (11.11)	0	0	0	0.0-0	0.0-0	0	0-0	0	0-0
Army (11.18)	5	3	2	1.0-1	0.0-0	0	0-0	0	0-0
at USC (11.25)	2	1	1	0.0-0	0.0-0	0	0-0	0	0-0
LSU (1.3)	4	4	0	0.0-0	0.0-0	0	0-0	0	0-0

2005	TT	UT	AT	TFL	Scks	FF	FR	PBU	INT
at Pitt (9.3)	0	0	0	0.0-0	0.0-0	0	0-0	0	0-0

at UM (9.10)	1	1	0	0.0-0	0.0-0	0	0-0	0	0-0
MSU (9.17)	0	0	0	0.0-0	0.0-0	0	0-0	0	0-0
at WU (9.24)	1	1	0	0.0-0	0.0-0	0	0-0	0	0-0
at PUR (10.1)	5	5	0	0.0-0	0.0-0	0	0-0	0	0-0
USC (10.15)									DNP
BYU (10.22)	0	0	0	0.0-0	0.0-0	0	0-0	0	0-0
UT (11.5)	2	1	1	0.0-0	0.0-0	0	0-0	0	0-0
Navy (11.12)	2	1	1	0.0-0	0.0-0	0	0-0	0	0-0
'Cuse (11.19)	0	0	0	0.0-0	0.0-0	0	0-0	0	0-0
at STAN (11.26)	2	1	1	0.0-0	0.0-0	0	0-0	0	0-0
OSU (1.2)	1	0	1	0.0-0	0.0-0	0	0-0	0	0-0



39

Ryan Burkhardt

PK

5-11, 190

Jr.

Wakarusa, Ind.

2008

North Carolina: Booted five kickoffs for a total of 276 yards (55.2 avg.) against the Tar Heels. **Stanford:** Continued steady play on kickoffs, racking up five kickoffs for 312 yards (62.4 per kick). **Purdue:** Recorded a season high seven kickoffs that averaged 64.9 yards a kick. **Michigan State:** Recorded two kickoffs averaging 60.0 yards per kick against the Spartans. **Michigan:** Recorded six kickoffs that averaged 61.0 yards, but also had one spartan out of bounds. **San Diego State:** Recorded four kickoffs that averaged 60.5 yards.

CAREER STATISTICS

Year	G-S	Field Goals			XP	Kickoffs					
		M-A	Pct	LG		M-A	Pct	Att	Yds	Avg	TB
2008	6-0	0-0	.000	0	0-0	.000	29	1770	61.0	0	1
2007											
2006	9-0	0-0	.000	0	0-0	.000	45	2670	59.3	8	0
Total	15-0	0-0	.000	0	0-0	.000	74	4440	60.0	8	1

CAREER GAME-BY-GAME

2008	Att	Yds	TB	OB	Avg
SDSU (9.6)	4	242	0	0	60.5
UM (9.13)	6	366	0	1	61.0
at MSU (9.20)	2	120	0	0	60.0
PUR (9.27)	7	454	0	0	64.9
STAN (10.4)	5	312	0	0	62.4
at UNC (10.11)	5	276	0	0	55.2
at UW (10.25)					
PITT (11.1)					
at BC (11.8)					
vs. Navy (11.15)					
SYR (11.22)					
at USC (11.29)					

2006	Att	Yds	TB	OB	Avg
at GT (9.2)					DNP
PSU (9.9)					DNP
UM (9.16)					DNP
at MSU (9.23)					DNP
PUR (9.30)	5	294	0	0	58.8
STAN (10.7)	5	304	2	0	60.8
UCLA (10.21)	4	252	0	0	63.0
vs. Navy (10.28)	7	395	2	0	56.4
UNC (11.4)	8	462	1	0	57.8
at AF (11.11)	7	440	2	0	62.9
Army (11.18)	6	338	1	0	56.3
at USC (11.25)					DNP
LSU (1.3)	3	185	0	0	61.7



7
Jimmy Clausen
QB
6-3, 217
Sr.
Westlake Village, Calif.

2008

North Carolina: Set a career-high in passing yards (383) for the third consecutive week ... also set career-highs in completions (31) and attempts (48) for the second consecutive week ... added two touchdown passes, improving his total to 14 in 2008. **Stanford:** Had best game to date in his Irish career, setting career marks in completions (29) and passing yards (347) ... threw three touchdowns in a game for the second consecutive week (fifth time of career) in completing 29-40 passes (72.5%) against the Cardinal. **Purdue:** Threw for a career high 275 yards (20-35, 57.1%) against the Boilermakers, topping his previous high of 246 vs. Air Force (Nov. 10, 2007), while also throwing for three touchdowns. Has now thrown at least one touchdown pass in four consecutive games. **Michigan State:** Set career highs in pass attempts (41) and completions (24) while throwing for 242 yards (second highest of career) and a touchdown in the loss to the Spartans. **Michigan:** Completed 10-of-21 passes for 147 yards and two touchdowns, including a 48-yard touchdown strike to Golden Tate and a 60-yard connection to Tate again later in the game, his career long completion. **San Diego State:** Went 21-of-34 (61.8%) passing for 237 yards and three touchdowns, which went to three different receivers (Tate, David Grimes, Michael Floyd) in Notre Dame's opening game victory.


CAREER STATISTICS

Year	Passing						Rushing				
	G-S	Com	Att	INT	Pct	Yds	TD	Att	Yds	Avg	TD
2008	6-6	135	219	8	61.6	1631	14	27	-20	-0.7	0
2007	10-9	138	245	6	56.3	1254	7	62	-187	-3.0	2
Total	15-14	242	416	12	58.2	2502	19	78	-201	-2.6	2

CAREER GAME-BY-GAME

2008	Passing						Rushing				
	Com	Att	Pct	Yds	LG	TD	INT	Att	Yds	LG	TD
*SDSU (9.6)	21	34	61.8	237	38	3	2	0	0	0	0
*UM (9.13)	10	21	47.6	147	60	2	2	2	5	4	0
*at MSU (9.20)	24	41	58.5	242	30	1	2	5	-31	4	0
*PUR (9.27)	20	35	57.1	275	38	3	0	5	8	7	0
*STAN (10.4)	29	40	72.5	347	48	3	0	4	4	8	0
*at UNC (10.11)	31	48	64.6	383	47	2	2	11	-6	6	0
at UW (10.25)											
PITT (11.1)											
at BC (11.8)											
vs. Navy (11.15)											
SYR (11.22)											
at USC (11.29)											

2007	Passing						Rushing				
	Com	Att	Pct	Yds	LG	TD	INT	Att	Yds	LG	TD
GT (9.1)	4	6	66.7	34	11	0	0	2	-14	0	0
*at PSU (9.8)	17	32	53.1	144	35	0	1	10	-25	10	0
*at UM (9.15)	11	17	64.7	74	14	0	1	9	-65	0	0
*MSU (9.22)	7	13	53.8	53	14	0	0	4	-30	0	0
*at PUR (9.29)	18	26	69.2	169	36	1	1	3	13	7	0
*at UCLA (10.6)	17	27	63.0	84	15	0	0	8	-21	4	1
*BC (10.13)	7	20	35.0	60	26	0	2	1	4	4	0
USC (10.20)											
Navy (11.3)											
*AF (11.10)	22	40	55.0	246	28	3	0	10	-39	6	0
*Duke (11.17)	16	32	50.0	194	41	3	0	7	12	11	0
*at STAN (11.25)	19	32	59.4	196	44	0	1	8	-22	10	1



40
Maurice Crum Jr.
ILB
6-0, 235
Sr.
Riverview, Fla.

2008

North Carolina: Continued his games started streak, pushing the number to 43 straight, while also amassing five tackles (four solo; assist), a pass break up and two quarterback hurries. **Stanford:** Made his 42 career start and tallied four tackles (three solo; assist) in the win over the Cardinal ... the 42 consecutive starts is the longest streak on the team and the seventh longest active streak among current NCAA FBS players. **Purdue:** Made his 41st straight start at ILB and made a team high six tackles (solo; 5 assists) while helping the Irish to their third win of the season. **Michigan State:** Making his 40th start of his career, Crum made eight tackles (four solo, four assists) in the first loss for the Irish in 2008. **Michigan:** In his 39th straight start, registered five tackles (three solo, two assists) while also recording a half-tackle for loss. **San Diego State:** Recorded six tackles on the day (three solo, three assists) and earned his first sack of the season (sixth of career) ... also recorded a quarterback hurry in his 38th start for the Irish.

CAREER STATISTICS

Year	G-S	Tackles				Fumbles				
		TT	UT	AT	TFL	Scks	FF	FR	PBU	INT
2008	6-6	29	14	15	2.5-18	1.0-7	0	0-0	1	0-0
2007	12-12	84	35	49	4.5-21	1.0-8	3	2-34	4	2-46
2006	13-13	100	47	53	10.0-55	4.0-38	1	0-0	3	1-0
2005	12-12	57	32	25	3.0-5	0.0-0	1	0-0	1	0-0
2004					DNP					
Total	43-43	270	128	142	20.0-99	6.0-53	5	2-34	8	3-46

CAREER GAME-BY-GAME

2008	TT	UT	AT	TFL	Scks	FF	FR	PBU	INT
*UM (9.13)	5	3	2	0.5-5	0.0-0	0	0-0	0	0-0
*at MSU (9.20)	8	4	4	1.0-6	0.0-0	0	0-0	0	0-0
*PUR (9.27)	6	1	5	0.0-0	0.0-0	0	0-0	0	0-0
*STAN (10.4)	4	3	2	0.0-0	0.0-0	0	0-0	0	0-0
*at UNC (10.11)	5	4	1	0.0-0	0.0-0	0	0-0	1	0-0
at UW (10.25)									
PITT (11.1)									
at BC (11.8)									
vs. Navy (11.15)									
SYR (11.22)									
at USC (11.29)									

2007	TT	UT	AT	TFL	Scks	FF	FR	PBU	INT
*at PSU (9.8)	6	3	3	0.0-0	0.0-0	0	0-0	1	0-0
*at UM (9.15)	7	1	6	0.0-0	0.0-0	0	0-0	0	0-0
*MSU (9.22)	16	6	10	0.5-1	0.0-0	0	0-0	0	1-0
*at PUR (9.29)	2	1	1	0.0-0	0.0-0	0	0-0	0	0-0
*at UCLA (10.6)	8	6	2	2.0-17	1.0-8	2	2-34	2	2-46
*BC (10.13)	0	0	0	0.0-0	0.0-0	0	0-0	0	0-0
*USC (10.20)	3	1	2	0.0-0	0.0-0	0	0-0	0	0-0
*Navy (11.3)	13	7	6	1.0-0	0.0-0	1	0-0	1	0-0
*AF (11.10)	11	5	6	0.0-0	0.0-0	0	0-0	0	0-0
*Duke (11.17)	3	0	3	0.0-0	0.0-0	0	0-0	0	0-0
*at STAN (11.25)	6	2	4	0.0-0	0.0-0	0	0-0	0	0-0

2006	TT	UT	AT	TFL	Scks	FF	FR	PBU	INT
*PSU (9.9)	14	10	4	3.0-10	0.0-0	1	0-0	0	0-0
*UM (9.16)	6	2	4	1.0-1	0.0-0	0	0-0	0	0-0
*at MSU (9.23)	5	4	1	0.0-0	0.0-0	0	0-0	0	0-0
*PUR (9.30)	5	1	4	0.0-0	0.0-0	0	0-0	0	0-0
*STAN (10.7)	7	3	4	0.0-0	0.0-0	0	0-0	1	1-0
*UCLA (10.21)	8	3	5	1.0-7	1.0-7	0	0-0	1	0-0
*vs. Navy (10.28)	11	4	7	0.0-0	0.0-0	0	0-0	0	0-0
*UNC (11.4)	9	3	6	1.0-9	1.0-9	0	0-0	0	0-0
*at AF (11.11)	6	0	6	0.0-0	0.0-0	0	0-0	0	0-0
*Army (11.18)	6	2	4	1.5-9	1.0-8	0	0-0	0	0-0
*at USC (11.25)	9	6	3	0.5-4	0.0-0	0	0-0	1	0-0
*LSU (1.3)	8	5	3	0.0-0	0.0-0	0	0-0	0	0-0

2005	TT	UT	AT	TFL	Scks	FF	FR	PBU	INT
*at Pitt (9.3)	5	2	3	0.0-0	0.0-0	0	0-0	0	0-0
*at UM (9.10)	5	4	1	0.0-0	0.0-0	1	0-0	0	0-0
*MSU (9.17)	7	4	3	0.0-0	0.0-0	0	0-0	0	0-0
*at WU (9.24)	2	1	1	0.0-0	0.0-0	0	0-0	0	0-0
*at PUR (10.1)	2	1	1	0.0-0	0.0-0	0	0-0	0	0-0
*USC (10.15)	4	0	4	0.0-0	0.0-0	0	0-0	0	0-0
*BYU (10.22)	5	4	1	0.0-0	0.0-0	0	0-0	0	0-0
*UT (11.5)	5	4	1	3.0-5	0.0-0	0	0-0	1	0-0
*Navy (11.12)	7	2	5	0.0-0	0.0-0	0	0-0	0	0-0
*Cuse (11.19)	2	2	0	0.0-0	0.0-0	0	0-0	0	0-0
*at STAN (11.26)	7	6	1	0.0-0	0.0-0	0	0-0	0	0-0
*OSU (1.2)	7	2	5	0.0-0	0.0-0	0	0-0	0	0-0



72
Paul Duncan
OT
6-7, 308
Sr.
Dallas, Ga.

2008

Has not seen any game action.

CAREER STATISTICS

Year	G-S	Time
2008	0-0	0:00
2007	12-12	301:44
2006	12-0	84:09
2005	5-0	23:45
Total	29-12	376:38



45
Darius Fleming
OLB
6-1, 236
Fr.
Chicago Ill.

2008


North Carolina: Recorded a tackle (solo) in the linebacker rotation against the Tar Heels. **Stanford:** Saw increased action in the linebacker rotation and racked up three tackles (two solo; assist) and also recorded his first career sack in the win. **Purdue:** Continued to see considerable time in the linebacker rotation and on special teams, notching two tackles (both assists) on the day. **Michigan State:** Saw considerable time on special teams, registering a tackle (assist) in the loss to the Spartans. **Michigan:** Recorded four tackles (solo, three assists) in special teams action and reserve roll on defense. **San Diego State:** Saw his first action of career and notched his first tackle (solo) of the season and career in season opening win.

CAREER STATISTICS

Year	G-S	Tackles			Fumbles					
		TT	UT	AT	TFL	Scks	FF	FR	PBU	INT
2008	6-0	12	5	7	1.0-12	1.0-12	0	0-0	0	0-0
Total	6-0	12	5	7	1.0-12	1.0-12	0	0-0	0	0-0

CAREER GAME-BY-GAME

2008	TT	UT	AT	TFL	Scks	FF	FR	PBU	INT
SDSU (9.6)	1	1	0	0.0-0	0.0-0	0	0-0	0	0-0
UM (9.13)	4	1	3	0.0-0	0.0-0	0	0-0	0	0-0
at MSU (9.20)	1	0	1	0.0-0	0.0-0	0	0-0	0	0-0
PUR (9.27)	2	0	2	0.0-0	0.0-0	0	0-0	0	0-0
STAN (10.4)	3	2	1	1.0-12	1.0-12	0	0-0	0	0-0
at UNC (10.11)	1	1	0	0.0-0	0.0-0	0	0-0	0	0-0
at UW (10.25)									
PITT (11.1)									
at BC (11.8)									
vs. Navy (11.15)									
SYR (11.22)									
at USC (11.29)									



3
Michael Floyd
WR
6-3, 215
Fr.
Saint Paul, Minn.

2008


North Carolina: Recorded fifth consecutive start of the season, bringing in six catches for 93 yards and a touchdown (his second consecutive game with a TD). **Stanford:** Became the first freshman since Joe Howard in 1981 to record consecutive games of 100+ yards receiving ... set his career high in reception yards (115) and recorded his third touchdown on the season. **Purdue:** Continues to see expanded playing time. Recorded 6 catches for 100 yards on the day, including a 38 yarder, the longest of his Irish career to date. The 100 yard performance also sets his career high to this point. **Michigan State:** Had breakout game against the Spartans, recording career highs in catches (7), yards (86) and longest catch (26 yards) while hauling in second touchdown of the season ... seven receptions the most ever for Notre Dame freshman. **Michigan:** Continues impressive freshman season, recording the first start of his short career, hauling in two passes for 9 yards. **San Diego State:** Registered one catch for 22 yards and a touchdown. His first career reception and a touchdown on the same play (a 22-yard reception late in the first half) made him the first freshman to ever record a touchdown reception in a season opener. Floyd is also the first freshman to ever score Notre Dame's first points to open a season by touchdown.

CAREER STATISTICS

Year	G-S	Receiving				
		Rec	Yds	Avg	TD	LG
2008	6-5	27	426	15.8	4	48
Total	6-5	27	426	15.8	4	48

CAREER GAME-BY-GAME

2008	Receiving				
	Rec	Yds	Avg	TD	LG
SDSU (9.6)	1	22	22.0	1	22
*UM (9.13)	2	10	5.0	0	9
*at MSU (9.20)	7	86	12.3	1	26
*PUR (9.27)	6	100	16.7	0	38
*STAN (10.4)	5	115	23.0	1	48
*at UNC (10.11)	6	93	15.5	1	32
at UW (10.25)					
PITT (11.1)					
at BC (11.8)					
vs. Navy (11.15)					
SYR (11.22)					
at USC (11.29)					



4
Gary Gray
CB
5-11, 188
So.
Columbia, S.C.

2008

North Carolina: Did not see game action due to injury. **Stanford:** Saw action in the defensive backfield rotation, registering a tackle (solo) in the win over the Cardinal. **Purdue:** Tied a career-high with four tackles and also added his first career pass breakup. **Michigan State:** Saw a considerable amount of action in the defensive backfield rotation and recorded a career high four tackles (all solo) in the loss to the Spartans ... the tackles were the first of his career. **Michigan:** Registered his first career interception and returned it 41 yards in the week two win. **San Diego State:** Did not see any game action.

CAREER STATISTICS

Year	G-S	Tackles			TFL	Scks	Fumbles			PBU	INT
		TT	UT	AT			FF	FR			
2008	4-0	9	9	0	0.0-0	0.0-0	0	0-0	1	1-41	
Total	4-0	9	9	0	0.0-0	0.0-0	0	0-0	1	1-41	

CAREER GAME-BY-GAME

2008	TT	UT	AT	TFL	Scks	FF	FR	PBU	INT
SDSU (9.6)					DNP				
UM (9.13)	0	0	0	0.0-0	0.0-0	0	0-0	0	1-41
at MSU (9.20)	4	4	0	0.0-0	0.0-0	0	0-0	0	0-0
PUR (9.27)	4	4	0	0.0-0	0.0-0	0	0-0	1	0-0
STAN (10.4)	1	1	0	0.0-0	0.0-0	0	0-0	0	0-0
at UNC (10.11)					DNP				
at UW (10.25)									
PITT (11.1)									
at BC (11.8)									
vs. Navy (11.15)									
SYR (11.22)									
at USC (11.29)									



11
David Grimes
WR
5-10, 177
Sr.
Detroit, Mich.

2008

North Carolina: Started third consecutive game for the Irish, recording four catches for 19 yards on the day. **Stanford:** Continues to be a good weapon at slot receiver, registering seven catches for 60 yards on the day, including a long of 23. **Purdue:** Returned to the field, recording the 18th start of his career. Hauled in 4 catches for a season high 65 yards and a touchdown, the second of the season. **Michigan State:** Did not see game action against the Spartans while dealing with back injury. **Michigan:** Registered one catch for 3 yards (6th consecutive game with a catch) in limited playing time. **San Diego State:** Making the 17th start of his career, Grimes tallied five catches for 35 yards and a touchdown ... the receiving touchdown was the fifth of his career.

CAREER STATISTICS

Year	G-S	Receiving					Rushing				
		Rec	Yds	Avg	TD	LG	Att	Yds	Avg	TD	LG
2008	5-4	21	182	8.7	2	30	0	0	0.0	0	0
2007	10-8	27	224	8.3	2	25	0	0	0.0	0	0
2006	12-7	26	336	12.9	2	36	1	2	2.0	1	2
2005	12-1	2	19	9.5	0	11	2	8	4.0	0	8
Total	39-20	76	761	10.0	6	36	3	10	3.3	1	8

CAREER STATISTICS

Year	Kick Returns					Punt Returns				
	Ret	Yds	Avg	TD	LG	Ret	Yds	Avg	TD	LG
2008	0	0	0.0	0	0	0	0	0.0	0	0
2007	0	0	0.0	0	0	0	0	0.0	0	0
2006	21	514	24.5	0	50	0	0	0.0	0	0
2005	15	338	22.5	0	40	1	17	17.0	0	17
Total	36	852	23.7	0	50	1	17	17.0	0	17

CAREER GAME-BY-GAME

2008	Receiving				
	Rec	Yds	Avg	TD	LG
*SDSU (9.6)	5	35	7.0	1	14
UM (9.13)	1	3	3.0	0	3
at MSU (9.20)			DNP		
*PUR (9.27)	4	65	16.3	1	30
*STAN (10.4)	7	60	8.6	0	23
*at UNC (10.11)	4	19	4.8	0	6
at UW (10.25)					
PITT (11.1)					
at BC (11.8)					
vs. Navy (11.15)					
SYR (11.22)					
at USC (11.29)					

2007	Receiving					Kick Returns				
	Rec	Yds	Avg	TD	LG	Ret	Yds	Avg	TD	LG
*GT (9.1)	1	4	4.0	0	4					
*at PSU (9.8)	5	45	9.0	0	14					
*at UM (9.15)	3	10	3.3	0	8					
*MSU (9.22)	3	24	8.0	0	9					
*at PUR (9.29)	3	34	11.3	0	17					
at UCLA (10.6)					DNP					
BC (10.13)					DNP					
USC (10.20)	0	0	0.0	0	0					
Navy (11.3)	2	4	2.0	0	0					
*AF (11.10)	6	67	11.2	1	21					
*Duke (11.17)	2	26	13.0	1	25					
*at STAN (11.25)	2	10	5.0	0	14					

2006	Receiving					Kick Returns				
	Rec	Yds	Avg	TD	LG	Ret	Yds	Avg	TD	LG
at GT (9.2)	0	0	0.0	0	0	1	46	46.0	0	46
PSU (9.9)	0	0	0.0	0	0	0	0	0.0	0	0
UM (9.16)	4	48	12.0	0	20	6	145	24.2	0	27
at MSU (9.23)	0	0	0.0	0	0	1	28	28.0	0	28
PUR (9.30)					DNP					
*STAN (10.7)	1	7	7.0	0	7	1	7	7.0	0	7
*UCLA (10.21)	8	79	9.9	0	17	3	53	17.7	0	20

vs. Navy (10.28)	3	72	24.0	1	36	1	26	26.0	0	26
*UNC (11.4)	0	0	0.0	0	0	3	101	33.7	0	50
*at AF (11.11)	2	16	8.0	0	9	0	0	0.0	0	0
*Army (11.18)	5	56	11.2	0	16	0	0	0.0	0	0
*at USC (11.25)	2	34	17.0	0	27	2	35	17.5	0	18
*LSU (1.3)	1	24	24.0	1	24	4	80	20.0	0	21

*at STAN (11.25)	18	136	7.6	45	1	2	4	2.0	0	7
------------------	----	-----	-----	----	---	---	---	-----	---	---

2005	Receiving					Kick Returns				
	Rec	Yds	Avg	TD	LG	Ret	Yds	Avg	TD	LG
at Pitt (9.3)	0	0	0.0	0	0	0	0	0.0	0	0
at UM (9.10)	0	0	0.0	0	0	0	0	0.0	0	0
MSU (9.17)	1	11	11.0	0	11	0	0	0.0	0	0
at WU (9.24)	0	0	0.0	0	0	1	31	31.0	0	31
at PUR (10.1)	0	0	0.0	0	0	2	62	31.0	0	40
USC (10.15)	0	0	0.0	0	0	2	36	18.0	0	21
*BYU (10.22)	1	8	8.0	0	8	3	62	20.7	0	33
UT (11.5)	0	0	0.0	0	0	0	0	0.0	0	0
Navy (11.12)	0	0	0.0	0	0	2	27	13.5	0	16
*Cuse (11.19)	0	0	0.0	0	0	1	23	23.0	0	23
at STAN (11.26)	0	0	0.0	0	0	4	97	24.5	0	28
OSU (1.2)	0	0	0.0	0	0	0	0	0.0	0	0



9
Ethan Johnson
DE
6-4, 275
Fr.
Portland, Ore.

2008

North Carolina: Recorded a tackle (solo) helped limit the Tar Heels to 3.8 yards per carry for the game. **Stanford:** Saw action in the defensive line rotation and tallied a tackle (assist) and helped limit the Stanford rushing attack to just 29 net yards in the second half. **Purdue:** Made first start of his career, and tallied two tackles (both assists) and also had a quarterback hurry. He is the third freshman to start this season. **Michigan State:** Saw a large amount of time in passing situations, recording two pass break-ups (first of his career) in the first loss of the season. **Michigan:** Recorded a tackle (assist) and a half-tackle for loss in the win. **San Diego State:** Saw first career action and recorded his first career tackle (assisted) in the season opening win.

CAREER STATISTICS

Year	G-S	Tackles				Fumbles				
		TT	UT	AT	TFL	Scks	FF	FR	PBU	INT
2008	6-1	6	1	5	0.5-1	0.0-0	0	0-0	2	0-0
Total	6-1	6	1	5	0.5-1	0.0-0	0	0-0	2	0-0

CAREER GAME-BY-GAME

2008	TT	UT	AT	TFL	Scks	FF	FR	PBU	INT
SDSU (9.6)	1	0	1	0.0-0	0.0-0	0	0-0	0	0-0
UM (9.13)	1	0	1	0.5-1	0.0-0	0	0-0	0	0-0
at MSU (9.20)	0	0	0	0.0-0	0.0-0	0	0-0	2	0-0
*PUR (9.27)	2	0	2	0.0-0	0.0-0	0	0-0	0	0-0
STAN (10.4)	1	0	1	0.0-0	0.0-0	0	0-0	0	0-0
at UNC (10.11)	1	1	0	0.0-0	0.0-0	0	0-0	0	0-0
at UW (10.25)									
PITT (11.1)									
at BC (11.8)									
vs. Navy (11.15)									
SYR (11.22)									
at USC (11.29)									



33
Robert Hughes
HB
5-11, 237
So.
Chicago, Ill.

2008

North Carolina: Carried the ball four times totaling 12 yards on the ground, with a long of six against the Tar Heels ... also brought in one catch for 15 yards, his current career long reception. **Stanford:** Grinded out 14 yards rushing on eight carries against the Cardinal, and also brought in one catch for four yards. **Purdue:** Pounded out 26 yards rushing on 9 carries in the victory over the Boilermakers. **Michigan State:** Totaled 11 yards rushing on only five carries in loss to the Spartans. **Michigan:** Garnered his first start of the 2008 campaign (2nd of career) ... recorded his first multi-touchdown game of his Notre Dame career, totaling 19 rushes for 79 yards to lead to the two touchdowns. **San Diego State:** Amassed 86 all-purpose yards (54 rushing; 32 receiving) on 19 touches (16 rushing; three receiving), good for 4.5 yards a touch in season opener.


CAREER STATISTICS

Year	G-S	Rushing				Receiving					
		Att	Yds	Avg	TD	LG	Rec	Yds	Avg	TD	LG
2008	6-2	62	194	3.1	2	18	6	48	8.0	0	15
2007	11-1	53	294	5.5	4	45	3	17	5.7	0	13
Total	17-3	115	488	4.2	6	45	9	65	7.2	0	15

CAREER GAME-BY-GAME

2008	Rushing					Receiving				
	Att	Yds	Avg	LG	TD	Rec	Yds	Avg	TD	LG
SDSU (9.6)	17	54	3.2	12	0	3	32	10.7	0	14
*UM (9.13)	19	79	4.2	18	2	1	-3	-3.0	0	-3
*at MSU (9.20)	5	11	1.8	7	0	0	0	0.0	0	0
PUR (9.27)	9	26	2.9	7	0	0	0	0.0	0	0
STAN (10.4)	8	14	1.8	6	0	1	4	4.0	0	4
at UNC (10.11)	4	12	3.0	6	0	1	15	15.0	0	15
at UW (10.25)										
PITT (11.1)										
at BC (11.8)										
vs. Navy (11.15)										
SYR (11.22)										
at USC (11.29)										

2007	Rushing					Receiving				
	Att	Yds	Avg	LG	TD	Rec	Yds	Avg	TD	LG
GT (9.1)	0	0	0.0	0	0	0	0	0.0	0	0
at PSU (9.8)	0	0	0.0	0	0	0	0	0.0	0	0
at UM (9.15)	0	0	0.0	0	0	0	0	0.0	0	0
MSU (9.22)	6	33	5.5	17	1	0	0	0.0	0	0
at PUR (9.29)	1	0	0.0	0	0	0	0	0.0	0	0
at UCLA (10.6)						DNP				
BC (10.13)	5	6	1.2	3	0	0	0	0.0	0	0
USC (10.20)	4	3	0.8	4	0	0	0	0.0	0	0
Navy (11.3)	1	3	3.0	3	1	0	0	0.0	0	0
AF (11.10)	1	3	3.0	3	0	0	0	0.0	0	0
Duke (11.17)	17	110	6.5	33	1	1	13	13.0	0	13



20

Terrail Lambert
DB
5-11, 195
Sr.
Oxnard, Calif.

2008

North Carolina: Made his 28th career start and recorded a tackle (assist) and broke up a pass against the Tar Heels. **Stanford:** Amassed four tackles (two solo; two assist) and helped limit the Cardinal passing attack to just 182 passing yards in his 27th career start. **Purdue:** Made the 26th start of his career and amassed four tackles (3 solo; assist) on the day and helped hold the Boilers to just nine completions in the second half (9-21). **Michigan State:** Registered eight tackles (two solo, six assists) in his 25th start of his career. **Michigan:** Made his 24th consecutive start at CB and recorded two tackles (both solo). **San Diego State:** Tallied six tackles (all solo) and broke up two passes in his 23rd career start for the Irish.

CAREER STATISTICS


Year	G-S	Tackles				TFL	Scks	Fumbles			PBU	INT
		TT	UT	AT	FF			FR	FR			
2008	6-6	25	15	10	0.0-0	0.0-0	0	0-0	3	0-0		
2007	12-12	34	19	15	0.0-0	0.0-0	0	0-0	0	1-0		
2006	13-10	40	30	10	1.5-9	0.5-6	1	1-0	1	3-27		
2005	12-0	8	7	1	0.0-0	0.0-0	0	0-0	1	0-0		
Total	43-28	107	71	36	1.5-9	0.5-6	1	1-0	5	4-27		

CAREER GAME-BY-GAME

2008	TT	UT	AT	TFL	Scks	FF	FR	PBU	INT
*SDSU (9.6)	6	6	0	0.0-0	0.0-0	0	0-0	2	0-0
*UM (9.13)	2	2	0	0.0-0	0.0-0	0	0-0	0	0-0
*at MSU (9.20)	8	2	6	0.0-0	0.0-0	0	0-0	0	0-0
*PUR (9.27)	4	3	1	0.0-0	0.0-0	0	0-0	0	0-0
*STAN (10.4)	4	2	2	0.0-0	0.0-0	0	0-0	0	0-0
*at UNC (10.11)	1	0	1	0.0-0	0.0-0	0	0-0	1	0-0
at UW (10.25)									
PITT (11.1)									
at BC (11.8)									
vs. Navy (11.15)									
SYR (11.22)									
at USC (11.29)									

2007	TT	UT	AT	TFL	Scks	FF	FR	PBU	INT
*GT (9.1)	6	4	2	0.0-0	0.0-0	0	0-0	0	0-0
*at PSU (9.8)	1	1	0	0.0-0	0.0-0	0	0-0	0	0-0
*at UM (9.15)	1	1	0	0.0-0	0.0-0	0	0-0	0	0-0
*MSU (9.22)	1	1	0	0.0-0	0.0-0	0	0-0	0	0-0
*at PUR (9.29)	3	3	0	0.0-0	0.0-0	0	0-0	0	0-0
*at UCLA (10.6)	3	1	2	0.0-0	0.0-0	0	0-0	0	1-0
*BC (10.13)	4	2	2	0.0-0	0.0-0	0	0-0	0	0-0
*USC (10.20)	7	2	5	0.0-0	0.0-0	0	0-0	0	0-0
*Navy (11.3)	2	0	2	0.0-0	0.0-0	0	0-0	0	0-0
*AF (11.10)	2	1	1	0.0-0	0.0-0	0	0-0	0	0-0
*Duke (11.17)	1	0	1	0.0-0	0.0-0	0	0-0	0	0-0
*at STAN (11.25)	3	3	0	0.0-0	0.0-0	0	0-0	0	0-0

2006	TT	UT	AT	TFL	Scks	FF	FR	PBU	INT
at GT (9.2)	2	1	1	0.0-0	0.0-0	0	0-0	0	0-0
PSU (9.9)	1	1	0	0.0-0	0.0-0	0	0-0	0	0-0
UM (9.16)	2	1	1	0.0-0	0.0-0	0	0-0	0	0-0
*at MSU (9.23)	5	4	1	0.0-0	0.0-0	0	0-0	0	2-27
*PUR (9.30)	11	10	1	1.0-3	0.0-0	1	1-0	0	0-0
*STAN (10.7)	0	0	0	0.0-0	0.0-0	0	0-0	0	1-0
*UCLA (10.21)	6	4	2	0.0-0	0.0-0	0	0-0	0	1-0
*vs. Navy (10.28)	4	3	1	0.0-0	0.0-0	0	0-0	0	0-0
*UNC (11.4)	0	0	0	0.0-0	0.0-0	0	0-0	0	0-0
*at AF (11.11)	3	2	1	0.0-0	0.0-0	0	0-0	0	0-0
*Army (11.18)	0	0	0	0.0-0	0.0-0	0	0-0	0	0-0
*at USC (11.25)	3	3	0	0.0-0	0.0-0	0	0-0	1	0-0
*LSU (1.3)	3	1	2	0.5-6	0.5-6	0	0-0	0	0-0



43

Eric Maust
P
6-2, 177
Jr.
Alpharetta, Ga.

CAREER

Filled in at punter during the 2007 season and averaged a team-high 42.1 yards on 21 punts, landing nine inside the 20 with only one touchback ... enters the 2008 season as the starting punter for the Irish ... also one of the top pitchers for Notre Dame's baseball team and recorded a 6-3 record last season ... enrolled in the Mendoza College of Business, majoring in finance, and owns a 3.153 GPA.

2008

North Carolina: Only punted once with a net of 35 yards. **Stanford:** Continues to be a special teams staple for the Irish, racking up 207 yards on five punts (41.4 avg.), two of which came to rest inside the 20-yard line. **Purdue:** Had another solid day, punting twice for 93 yards (46.5 average) with a long of 54 and having one downed inside the 20. **Michigan State:** Booted five punts for 204 yards (40.8 average) against the Spartans, getting two downed inside the 20. **Michigan:** Had a solid day punting the ball, booming six punts for 263 yards (43.8 average) with a long of 52 yards and two being downed inside the 20-yard line. **San Diego State:** Booted five punts on the day for 199 yards (39.8 per punt), two of which were downed inside the 20-yard line in the season opening win.


CAREER STATISTICS

Year	G-S	No	Yds	Avg	LG	TB	FC	I20	50+	Blkd
2008	6-0	24	1001	41.7	54	1	4	9	5	0
2007	6-0	21	884	42.1	53	1	6	9	2	1
Total	12-0	45	1885	41.9	54	2	10	18	7	1

CAREER GAME-BY-GAME

2008	No	Yds	Avg	LG	TB	FC	I20	50+	BLK
SDSU (9.1)	5	199	39.8	50	0	2	2	1	0
UM (9.8)	6	263	43.8	52	1	0	2	2	0
at MSU (9.15)	5	204	40.8	46	0	2	2	0	0
PUR (9.22)	2	93	46.5	54	0	0	1	1	0
STAN (9.29)	5	207	41.4	50	0	0	2	1	0
at UNC (10.6)	1	35	35.0	35	0	0	0	0	0
at UW (10.13)									
PITT (10.20)									
at BC (11.3)									
vs. Navy (11.10)									
SYR (11.17)									
at USC (11.25)									

2007	No	Yds	Avg	LG	TB	FC	I20	50+	BLK
GT (9.1)					DNP				
at PSU (9.8)	1	45	45.0	45	0	0	0	0	0
at UM (9.15)					DNP				
MSU (9.22)	3	129	43.0	50	0	1	0	1	0
at PUR (9.29)	3	132	44.0	48	1	1	2	0	0
at UCLA (10.6)					DNP				
BC (10.13)					DNP				
USC (10.20)					DNP				
Navy (11.3)					DNP				
AF (11.10)	5	215	43.0	53	0	2	2	1	0
Duke (11.17)	5	205	41.0	48	0	2	2	0	0
at STAN (11.25)	4	158	39.5	46	0	0	3	0	1



28

Kyle McCarthy
S
6-1, 203
Sr.
Youngstown, Ohio

2008

North Carolina: Made his seventh career start and tallied four tackles (all solo) in the loss to the Tar Heels. **Stanford:** Tied his career high tackle performance on the day in his sixth start of his career, racking up 14 tackles (7 solo; 7 assist). He also intercepted a pass (2nd of career) and tallied a tackle for loss in the win over the Cardinal. **Purdue:** Tallied five tackles (4 solo; assist) on the day and helped limit the Boilers to just 139 passing yards in the second half. The start was the fifth of his career. **Michigan State:** Continued to be a team leader in tackles, recording nine tackles (solo; eight assists) on the day in his fourth career start. **Michigan:** In his third career start, notched his second best game in tackles with 10 (seven solo, three assists) in the win. **San Diego State:** Amassed a team and career-high 14 tackles (10 solo, four assists) while also assisting on a tackle for loss in the season opening win.


CAREER STATISTICS

Year	G-S	Tackles			TFL	Scks	Fumbles			INT
		TT	UT	AT			FF	FR	PBU	
2008	6-6	56	33	23	1.5-2	0.0-0	0	0-0	0	1-2
2007	12-1	20	11	9	0.0-0	0.0-0	1	0-0	1	1-0
2006	13-0	9	6	3	0.0-0	0.0-0	0	0-0	0	0-0
2005					DNP					
Total	31-7	85	50	35	1.5-2	0.0-0	1	0-0	1	2-2

CAREER GAME-BY-GAME

2008	TT	UT	AT	TFL	Scks	FF	FR	PBU	INT
*SDSU (9.6)	14	10	4	0.5-0	0.0-0	0	0-0	0	0-0
*UM (9.13)	10	7	3	0.0-0	0.0-0	0	0-0	0	0-0
*at MSU (9.20)	9	1	8	0.0-0	0.0-0	0	0-0	0	0-0
*PUR (9.27)	5	4	1	0.0-0	0.0-0	0	0-0	0	0-0
*STAN (10.4)	14	7	7	1.0-2	0.0-0	0	0-0	0	1-2
*at UNC (10.11)	4	4	0	0.0-0	0.0-0	0	0-0	0	0-0
at UW (10.25)									
PITT (11.1)									
at BC (11.8)									
vs. Navy (11.15)									
SYR (11.22)									
at USC (11.29)									

2007	TT	UT	AT	TFL	Scks	FF	FR	PBU	INT
GT (9.1)	2	0	2	0.0-0	0.0-0	0	0-0	0	0
at PSU (9.8)	1	1	0	0.0-0	0.0-0	0	0-0	0	0
at UM (9.15)	1	0	1	0.0-0	0.0-0	0	0-0	0	0
MSU (9.22)	0	0	0	0.0-0	0.0-0	0	0-0	0	0
at PUR (9.29)	3	3	0	0.0-0	0.0-0	0	0-0	0	1
at UCLA (10.6)	1	0	1	0.0-0	0.0-0	0	0-0	0	0
BC (10.13)	1	1	0	0.0-0	0.0-0	0	0-0	0	0
USC (10.20)	3	2	1	0.0-0	0.0-0	0	0-0	0	0
*Navy (11.3)	7	3	4	0.0-0	0.0-0	0	0-0	0	0
AF (11.10)	0	0	0	0.0-0	0.0-0	0	0-0	0	0
Duke (11.17)	1	1	0	0.0-0	0.0-0	1	0-0	1	0
at STAN (11.25)	0	0	0	0.0-0	0.0-0	0	0-0	0	0



8

Raeshon McNeil
DB
6-0, 190
Jr.
Cooleemee, N.C.

2008


North Carolina: Made the seventh career start and made six tackles (five solo; assist) in the loss to the Tar Heels. **Stanford:** Had a solid day, making four tackles (three solo, assist) and helped limit the Cardinal to just 182 yards passing ... the start was the sixth of his career. **Purdue:** Making the fourth start of the season, he registered 3 tackles (2 solo; assist) and helped hold the Boilers to just 43% completion percentage in the second half. **Michigan State:** Racked up four tackles (solo; three assists) and a pass break-up while helping limit the Spartans to under 50% completion percentage on the day in his third start of the season. **Michigan:** Making the second start of the season, tallied three tackles (two solo, assist) and two pass break-ups (career high) in the win. **San Diego State:** Recorded a pass break up in his starting roll against the Aztecs ... start against San Diego State marked the second start of his career.

CAREER STATISTICS

Year	G-S	Tackles			TFL	Scks	Fumbles			INT
		TT	UT	AT			FF	FR	PBU	
2008	6-6	20	13	7	0.0-0	0.0-0	0	0-0	4	0-0
2007	11-1	9	6	3	1.0-10	1.0-10	0	0-0	3	0-0
2006	11-0	4	2	2	0.0-0	0.0-0	0	0-0	0	0-0
Total	28-7	33	21	12	1.0-10	1.0-10	0	0-0	7	0-0

CAREER GAME-BY-GAME

2008	TT	UT	AT	TFL	Scks	FF	FR	PBU	INT
*SDSU (9.6)	0	0	0	0.0-0	0.0-0	0	0-0	1	0-0
*UM (9.13)	3	2	1	0.0-0	0.0-0	0	0-0	2	0-0
*at MSU (9.20)	4	1	3	0.0-0	0.0-0	0	0-0	1	0-0
*PUR (9.27)	3	2	1	0.0-0	0.0-0	0	0-0	0	0-0
*STAN (10.4)	4	3	1	0.0-0	0.0-0	0	0-0	0	0-0
*at UNC (10.11)	6	5	1	0.0-0	0.0-0	0	0-0	0	0-0
at UW (10.25)									
PITT (11.1)									
at BC (11.8)									
vs. Navy (11.15)									
SYR (11.22)									
at USC (11.29)									



56

Kerry Neal
OLB
6-2, 246
So.
Bunn, N.C.

2008

Stanford: Saw action in the linebacker rotation and registered a tackle (solo) and helped limit the Cardinal to just 29 rushing yards in the second half. **Purdue:** Made the start at OLB and tallied one tackle for a loss on the day. The start was the eighth of his career. **Michigan State:** Tallied a tackle (assist) on the day in a reserve roll in the first loss of the season. **Michigan:** Made his seventh career start and notched three tackles (solo, two assists) as well as a half-tackle for loss in the win. **San Diego State:** Made three tackles (solo, two assists), assisted on a tackle for loss and recorded his first career interception in the win ... the start for Neal was the sixth of his career.

CAREER STATISTICS

Year	G-S	Tackles			TFL	Scks	Fumbles			INT
		TT	UT	AT			FF	FR	PBU	
2008	5-3	9	4	5	2.0-4	0.0-0	0	0-0	0	1-2
2007	12-5	20	8	12	2.0-9	2.0-9	0	2-11	3	0-0
Total	17-8	29	12	17	4.0-13	2.0-9	0	2-11	3	1-2

CAREER GAME-BY-GAME

2008	TT	UT	AT	TFL	Scks	FF	FR	PBU	INT
*SDSU (9.6)	3	1	2	0.0-0	0.0-0	0	0-0	0	1-2
*UM (9.13)	3	1	2	0.5-1	0.0-0	0	0-0	0	0-0

at MSU (9.20)	1	0	1	0.0-0	0.0-0	0	0-0	0	0-0
*PUR (9.27)	1	1	0	1.0-2	0.0-0	0	0-0	0	0-0
STAN (10.4)	1	1	0	0.0-0	0.0-0	0	0-0	0	0-0
at UNC (10.11)	0	0	0	0.0-0	0.0-0	0	0-0	0	0-0
at UW (10.25)									
PITT (11.1)									
at BC (11.8)									
vs. Navy (11.15)									
SYR (11.22)									
at USC (11.29)									

2007	TT	UT	AT	TFL	Scks	FF	FR	PBU	INT
GT (9.1)	0	0	0	0.0-0	0.0-0	0	0-0	0	0
at PSU (9.8)	1	0	1	0.0-0	0.0-0	0	0-0	0	0
at UM (9.15)	0	0	0	0.0-0	0.0-0	0	0-0	1	0
MSU (9.22)	2	1	1	1.0-8	1.0-8	0	0-0	1	0
*at PUR (9.29)	0	0	0	0.0-0	0.0-0	0	0-0	0	0
*at UCLA (10.6)	3	3	0	0.0-0	0.0-0	0	1-11	0	0
*BC (10.13)	2	1	1	0.0-0	0.0-0	0	0-0	0	0
USC (10.20)	3	1	2	0.0-0	0.0-0	0	0-0	0	0
Navy (11.3)	0	0	0	0.0-0	0.0-0	0	0-0	0	0
AF (11.10)	3	0	3	0.0-0	0.0-0	0	1-0	0	0
*Duke (11.17)	3	1	2	0.0-0	0.0-0	0	0-0	0	0
*at STAN (11.25)	3	1	2	1.0-1	1.0-1	0	0-0	0	0



55
Eric Olsen
OG
6-5, 303
Jr.
Staten Island, N.Y.

2008

North Carolina: Helped protect for an Irish attack which put up 472 total yards on offense against the Tar Heels. **Stanford:** Helped protect for the Irish air attack which put up 347 yards on the day. **Purdue:** Played a key role in helping the Irish amass 476 yards of total offense (201 rush, 275 receiving) on the day against the Boilermakers. **Michigan State:** Helped protect for a strong passing performance against the Spartans. **Michigan:** Helped the Irish rushing attack eclipse the 100-yard mark (113) for the second consecutive week ... made second start at LG on the season. **San Diego State:** Made his seventh career start, first season opening start at LG ... helped open holes and halt the defensive pass rush to the tune of 122 rushing yards and not allowing any sacks in season opening win.

CAREER STATISTICS

Year	G-GS	Time
2008	6-6	191:31
2007	11-6	171:45
2006	8-0	20:45
Total	24-11	383:58



82
Robby Parris
WR
6-3, 210
Jr.
Olmsted Falls, Ohio

2008

North Carolina: Did not play against the Tar Heels. **Stanford:** Saw limited minutes against the Cardinal. **Purdue:** Did not see game action. **Michigan State:** Saw most extensive game action to date on the short season, recording four catches for 22 yards, both season highs. **Michigan:** Recorded his first game action and first catch of the season (30th of career). **San Diego State:** Did not see game action in the season opener.

CAREER STATISTICS

Year	G-S	Receiving				
		Rec	Yds	Avg	TD	LG
2008	3-0	5	22	4.4	0	12
2007	12-4	29	361	12.4	1	35

2006	6-0	1	7	7.0	0	7
Total	21-4	35	390	11.1	1	35

CAREER GAME-BY-GAME

2008	Receiving					
	Rec	Yds	Avg	TD	LG	
SDSU (9.6)			DNP			
UM (9.13)	1	0	0.0	0	0	
at MSU (9.20)	4	22	5.5	0	12	
PUR (9.27)			DNP			
STAN (10.4)	0	0	0.0	0	0	
at UNC (10.11)			DNP			
at UW (10.25)						
PITT (11.1)						
at BC (11.8)						
vs. Navy (11.15)						
SYR (11.22)						
at USC (11.29)						

2007	Receiving					
	Rec	Yds	Avg	TD	LG	
GT (9.1)	3	30	10.0	0	12	
at PSU (9.8)	1	35	35.0	0	35	
*at UM (9.15)	1	7	7.0	0	7	
MSU (9.22)	0	0	0.0	0	0	
at PUR (9.29)	7	93	13.3	0	24	
at UCLA (10.6)	3	13	4.3	0	8	
*BC (10.13)	4	94	23.5	1	28	
USC (10.20)	3	15	5.0	0	6	
*Navy (11.3)	2	25	12.5	0	21	
*AF (11.10)	5	49	9.8	0	26	
Duke (11.17)	0	0	0.0	0	0	
at STAN (11.25)	0	0	0.0	0	0	



9
Kyle Rudolph
TE
6-6, 252
Fr.
Cincinnati, Ohio

2008

North Carolina: Recorded the sixth straight start to begin his Irish career ... brought down three catches for 30 yards with a long reception of 12 yards. **Stanford:** Recorded second consecutive week with a touchdown reception, to go along with setting career-highs in receptions (5) and yardage (70) against the Cardinal. **Purdue:** Set career-highs in receptions (3), receiving yards (32), longest catch (19), while also recording the first touchdown catch of career in win over the Boilermakers. **Michigan State:** Had best game of his short Irish career to date hauling in two catches for 29 yards, with a long of 18 against the Spartan secondary. **Michigan:** Notched the second start of career. **San Diego State:** Hauled in one catch for five yards in first start of career ... first freshman at Notre Dame to ever start at TE in a season opener.

CAREER STATISTICS

Year	G-S	Receiving				
		Rec	Yds	Avg	TD	LG
2008	6-6	14	166	11.9	2	24
Total	6-6	14	166	11.9	2	24

CAREER GAME-BY-GAME

2008	Receiving					
	Rec	Yds	Avg	TD	LG	
*SDSU (9.6)	1	5	5.0	0	5	
*UM (9.13)	0	0	0.0	0	0	
*at MSU (9.20)	2	29	14.5	0	18	
*PUR (9.27)	3	32	10.7	1	19	
*STAN (10.4)	5	70	14.0	1	24	
*at UNC (10.11)	3	30	10.0	0	12	
at UW (10.25)						
PITT (11.1)						
at BC (11.8)						
vs. Navy (11.15)						
SYR (11.22)						
at USC (11.29)						



90

John Ryan

OLB

6-5, 264

Jr.

Westlake, Ohio

2008

North Carolina: Saw action in the defensive line rotation and helped limit the Tar Heels to 3.8 yards a carry in the loss. **Stanford:** Made fourth of the season and registered two tackles (both assists) and helped limit the Cardinal rushing attack to just a shade over two yards per carry in the second half. **Purdue:** Saw considerable amount of action in the linebacker rotation, registering a tackle (assist) and a quarterback hurry in the win over the Boilers. **Michigan State:** Tallied a tackle (assist) and a fumble recovery in the first loss of the season ... start was his third of the season and the 13th of his career. **Michigan:** Made his 12th career start and assisted on a tackle in the win. **San Diego State:** Tallied a tackle (solo), two pass break-ups and a quarterback hurry in the win.

CAREER STATISTICS

Year	G-S	Tackles				Fumbles				
		TT	UT	AT	TFL	Scks	FF	FR	PBU	INT
2008	6-4	6	1	5	0.0-0	0.0-0	0	1-0	2	0-0
2007	12-10	39	20	19	5.0-30	2.5-23	1	0-0	0	0-0
2006	10-0	4	2	2	1.0-2	0.0-0	0	0-0	0	0-0
Total	28-14	49	23	26	6.0-32	2.5-23	1	1-0	2	0-0

CAREER GAME-BY-GAME

2008	TT	UT	AT	TFL	Scks	FF	FR	PBU	INT
*SDSU (9.6)	1	1	0	0.0-0	0.0-0	0	0-0	2	0-0
*UM (9.13)	1	0	1	0.0-0	0.0-0	0	0-0	0	0-0
*at MSU (9.20)	1	0	1	0.0-0	0.0-0	0	1-0	0	0-0
*PUR (9.27)	1	0	1	0.0-0	0.0-0	0	0-0	0	0-0
*STAN (10.4)	2	0	2	0.0-0	0.0-0	0	0-0	0	0-0
at UNC (10.11)	0	0	0	0.0-0	0.0-0	0	0-0	0	0-0
at UW (10.25)									
PITT (11.1)									
at BC (11.8)									
vs. Navy (11.15)									
SYR (11.22)									
at USC (11.29)									

2007	TT	UT	AT	TFL	Scks	FF	FR	PBU	INT
*GT (9.1)	3	2	1	0.0-0	0.0-0	0	0-0	0	0-0
*at PSU (9.8)	4	0	4	1.0-3	0.5-3	0	0-0	0	0-0
*at UM (9.15)	7	6	1	1.0-6	0.0-0	0	0-0	0	0-0
*MSU (9.22)	0	0	0	0.0-0	0.0-0	0	0-0	0	0-0
*at PUR (9.29)	6	6	0	2.0-12	1.0-11	0	0-0	0	0-0
*at UCLA (10.6)	2	1	1	1.0-9	1.0-9	1	0-0	0	0-0
*BC (10.13)	4	1	3	0.0-0	0.0-0	0	0-0	0	0-0
*USC (10.20)	4	2	2	0.0-0	0.0-0	0	0-0	0	0-0
*Navy (11.3)	0	0	0	0.0-0	0.0-0	0	0-0	0	0-0
*AF (11.10)	5	2	3	0.0-0	0.0-0	0	0-0	0	0-0
Duke (11.17)	1	0	1	0.0-0	0.0-0	0	0-0	0	0-0
at STAN (11.25)	3	0	3	0.0-0	0.0-0	0	0-0	0	0-0



44

Asaph Schwapp

FB

6-0, 251

Sr.

Hartford, Conn.

2008

North Carolina: Saw limited minutes on offense but continued to be a stout run blocker for the Irish ground attack. **Stanford:** Helped Irish rushing attack average 3.1 yards per carry against the Cardinal. **Purdue:** Continued to open running lanes when called upon at fullback against the Boilermakers. **Michigan State:** Saw time as main run blocker for the Irish run attack. **Michigan:** Played in his 20th career game and made his seventh career start for Notre Dame. **San Diego State:** Started at FB.

CAREER STATISTICS

Year	G-S	Rushing					Receiving				
		Att	Yds	Avg	TD	LG	Rec	Yds	Avg	TD	LG
2008	6-2	0	0	0.0	0	0	0	0	0.0	0	0
2007	12-7	12	14	1.2	0	4	3	27	9.0	0	15
2006	2-2	4	15	3.8	0	6	0	0	0.0	0	0
2005	12-1	27	67	2.5	0	9	3	22	7.3	0	12
Total	32-12	43	96	2.2	0	9	6	49	8.2	0	15

CAREER GAME-BY-GAME

2008	Att	Yds	Avg	LG	TD	Rec	Yds	Avg	TD	LG
SDSU (9.6)	0	0	0.0	0	0	0	0	0.0	0	0
UM (9.13)	0	0	0.0	0	0	0	0	0.0	0	0
at MSU (9.20)	0	0	0.0	0	0	0	0	0.0	0	0
PUR (9.27)	0	0	0.0	0	0	0	0	0.0	0	0
STAN (10.4)	0	0	0.0	0	0	0	0	0.0	0	0
at UNC (10.11)	0	0	0.0	0	0	0	0	0.0	0	0
at UW (10.25)										
PITT (11.1)										
at BC (11.8)										
vs. Navy (11.15)										
SYR (11.22)										
at USC (11.29)										

2007	Att	Yds	Avg	LG	TD	Rec	Yds	Avg	TD	LG
*GT (9.1)	1	-1	-1.0	-1	0	0	0	0.0	0	0
*at PSU (9.8)	0	0	0.0	0	0	0	0	0.0	0	0
at UM (9.15)	0	0	0.0	0	0	0	0	0.0	0	0
*MSU (9.22)	1	0	0.0	0	0	0	0	0.0	0	0
*at PUR (9.29)	0	0	0.0	0	0	1	5	5.0	0	5
*at UCLA (10.6)	1	2	2.0	2	0	0	0	0.0	0	0
BC (10.13)	1	4	4.0	4	0	2	22	11.0	0	15
*USC (10.20)	1	1	1.0	1	0	0	0	0.0	0	0
Navy (11.3)	1	4	4.0	4	0	0	0	0.0	0	0
AF (11.10)	3	1	0.3	2	0	0	0	0.0	0	0
Duke (11.17)	0	0	0.0	0	0	0	0	0.0	0	0
*at STAN (11.25)	3	3	1.0	3	0	0	0	0.0	0	0

2005	Att	Yds	Avg	LG	TD	Rec	Yds	Avg	TD	LG
at Pitt (9.3)	2	6	3.0	0	0	0	0	0.0	0	6
at UM (9.10)	2	8	4.0	0	0	0	0	0.0	0	4
MSU (9.17)	5	-1	-0.2	0	0	0	0	0.0	0	2
at WU (9.24)	0	0	0.0	0	0	0	0	0.0	0	0
at PUR (10.1)	0	0	0.0	0	0	0	0	0.0	0	0
*USC (10.15)	0	0	0.0	0	0	1	1	1.0	0	1
BYU (10.22)	8	27	3.4	6	0	0	0	0.0	0	0
UT (11.5)	3	0	0.0	1	0	0	0	0.0	0	0
Navy (11.12)	3	13	4.3	7	0	2	21	10.5	0	12
*Cuse (11.19)	0	0	0.0	0	0	0	0	0.0	0	0
at STAN (11.26)	2	10	5.0	5	0	0	0	0.0	0	0
OSU (1.2)	2	4	2.0	2	0	0	0	0.0	0	0



13

Evan Sharpley
QB
6-2, 215
Sr.
Marshall, Mich.

2008

Has not played a down.


CAREER STATISTICS

Year	G-S	Passing				Yds	TD	Rushing			
		Com	Att	INT	Pct			Att	Yds	Avg	TD
2008	0-0	0	0	0	0.0	0	0	0	0	0.0	0
2007	8-2	77	140	3	55.0	736	5	38	-95	-2.5	0
2006	8-0	1	2	0	50.0	7	0	2	0	0.0	0
2005					DNP						
Total	16-2	78	142	3	55.0	743	5	40	-95	-2.4	0

CAREER GAME-BY-GAME

2008	Passing				Rushing						
	Com	Att	Pct	Yds	LG	TD	INT	Att	Yds	LG	TD
SDSU (9.6)					DNP						
UM (9.13)					DNP						
at MSU (9.20)					DNP						
PUR (9.27)					DNP						
STAN (10.4)					DNP						
at UNC (10.11)					DNP						
at UW (10.25)											
PITT (11.1)											
at BC (11.8)											
vs. Navy (11.15)											
SYR (11.22)											
at USC (11.29)											

2007	Passing				Rushing						
	Com	Att	Pct	Yds	LG	TD	INT	Att	Yds	LG	TD
GT (9.1)	10	13	76.9	92	20	0	0	10	-58	3	0
at PSU (9.8)	0	0	0.0	0	0	0	0	0	0	0	0
at UM (9.15)	2	5	40.0	11	10	0	1	0	0	0	0
MSU (9.22)	4	7	57.1	33	16	0	0	1	-2	-2	0
at PUR (9.29)	16	26	61.5	205	43	2	1	5	-7	3	0
at UCLA (10.6)					DNP						
BC (10.13)	11	29	37.9	135	28	1	0	4	0	8	0
*USC (10.20)	17	33	51.5	117	22	0	1	8	-31	9	0
*Navy (11.3)	17	27	63.0	140	21	2	0	10	3	13	0
AF (11.10)					DNP						
Duke (11.17)					DNP						
at STAN (11.25)					DNP						



58

Brian Smith
ILB
6-3, 245
So.
Overland Park, Kan.

2008

North Carolina: Made his ninth career start and registered three tackles (all solo) and a quarterback hurry in the loss. **Stanford:** Recorded six tackles (three solo; three assist), a quarterback hurry and his first sack of the season in the win. **Purdue:** Continued to experience success at ILB in his seventh start of his career, making five tackles (solo; 4 assists) in the win. **Michigan State:** Amassed a team-high 10 tackles (four solo, six assists) and a forced fumble in the first loss of the season. The start was the 6th of his career. **Michigan:** Made his fifth career start and recorded six tackles (two solo, four assists), had a tackle for loss, broke up a pass and recovered two fumbles, the second was returned 35 yards for a touchdown (the second TD of his career; had an INT return for TD in 2007 against Boston College). **San Diego State:** Notched four tackles (all solo) as well as a quarterback hurry in the win.

CAREER STATISTICS

Year	G-S	Tackles				Fumbles				
		TT	UT	AT	TFL	Scks	FF	FR	PBU	INT
2008	6-6	34	20	14	3.0-22	1.0-12	1	2-35	1	0-0
2007	11-3	25	11	14	4.0-16	1.5-7	1	0-0	0	1-25
Total	17-9	59	31	28	7.0-38	2.5-19	2	2-25	1	1-25

CAREER GAME-BY-GAME

2008	TT	UT	AT	TFL	Scks	FF	FR	PBU	INT
*SDSU (9.6)	4	4	0	0.0-0	0.0-0	0	0-0	0	0-0
*UM (9.13)	6	2	4	1.0-5	0.0-0	0	2-35	1	0-0
*at MSU (9.20)	10	4	6	1.0-5	0.0-0	1	0-0	0	0-0
*PUR (9.27)	5	4	1	0.0-0	0.0-0	0	0-0	0	0-0
*STAN (10.4)	6	3	3	1.0-12	1.0-12	0	0-0	0	0-0
*at UNC (10.11)	3	3	0	0.0-0	0.0-0	0	0-0	0	0-0
at UW (10.25)									
PITT (11.1)									
at BC (11.8)									
vs. Navy (11.15)									
SYR (11.22)									
at USC (11.29)									

2007	TT	UT	AT	TFL	Scks	FF	FR	PBU	INT
GT (9.1)	1	0	1	0.0-0	0.0-0	0	0-0	0	0-0
at PSU (9.8)	2	1	1	0.0-0	0.0-0	0	0-0	0	0-0
at UM (9.15)	0	0	0	0.0-0	0.0-0	0	0-0	0	0-0
MSU (9.22)	4	2	2	0.0-0	0.0-0	0	0-0	0	0-0
at PUR (9.29)	0	0	0	0.0-0	0.0-0	0	0-0	0	0-0
at UCLA (10.6)	3	2	1	0.5-1	0.0-0	0	0-0	0	0-0
BC (10.13)	3	0	3	0.0-0	0.0-0	0	0-0	0	1-25
USC (10.20)	0	0	0	0.0-0	0.0-0	0	0-0	0	0-0
Navy (11.3)									
*AF (11.10)	0	0	0	0.0-0	0.0-0	0	0-0	0	0-0
*Duke (11.17)	0	0	0	0.0-0	0.0-0	0	0-0	0	0-0
*at STAN (11.25)	1	0	1	0.0-0	0.0-0	0	0-0	0	0-0



22

Harrison Smith
S
6-2, 212
So.
Knoxville, Tenn.

2008


North Carolina: Made his third career start and tallied six tackles (three solo; three assist) as well as a tackle for loss against the Tar Heels. **Stanford:** Made his second career start, amassing three tackles (two solo; assist) and helped limit the Cardinal passing attack to just 182 yards ... also recorded his first career rush on a fake punt for 23 yards. **Purdue:** Saw considerable time in the defensive backfield rotation, registering two tackles (both solo) and a pass break-up, while limiting the Boilers passing attack to just 139 yards in the second half. **Michigan State:** Made his first career start and tallied a career-high six tackles (solo, five assists) and a tackle for loss in the contest. **Michigan:** Saw his second career action and recorded a tackle (solo) in the win. **San Diego State:** Tallied three tackles (all solo, one for a loss) on the day in his Notre Dame career debut.

CAREER STATISTICS

Year	G-S	Tackles			TFL	Scks	Fumbles			PBU	INT
		TT	UT	AT			FF	FR			
2008	6-3	21	12	9	3.0-7	0.0-0	0	0-0	1	0-0	
Total	6-3	21	12	9	3.0-7	0.0-0	0	0-0	1	0-0	

CAREER GAME-BY-GAME

2008	TT	UT	AT	TFL	Scks	FF	FR	PBU	INT
SDSU (9.6)	3	3	0	0.0-0	0.0-0	0	0-0	0	0-0
UM (9.13)	1	1	0	0.0-0	0.0-0	0	0-0	0	0-0
*at MSU (9.20)	6	1	5	1.0-5	0.0-0	0	0-0	0	0-0
PUR (9.27)	2	2	0	0.0-0	0.0-0	0	0-0	1	0-0
*STAN (10.4)	3	2	1	0.0-0	0.0-0	0	0-0	0	0-0
*at UNC (10.11)	6	3	3	1.0-1	0.0-0	0	0-0	0	0-0
at UW (10.25)									
PITT (11.1)									
at BC (11.8)									
vs. Navy (11.15)									
SYR (11.22)									
at USC (11.29)									



49

Toryan Smith
ILB
6-1, 244
Jr.
Rome, Ga.

2008

North Carolina: Saw action on special teams and in the linebacker rotation and registered a tackle (solo) in the loss. **Stanford:** Did not see game action. **Purdue:** Saw action in the defensive rotation and on special teams helping shut down the Boilers return game, holding them to just 14 yards a return on kickoffs. **Michigan State:** Did not see game action. **Michigan:** Saw game action but did not register a tackle. **San Diego State:** Did not see any playing time.

CAREER STATISTICS

Year	G-S	Tackles			TFL	Scks	Fumbles			PBU	INT
		TT	UT	AT			FF	FR			
2008	3-0	1	1	0	0.0-0	0.0-0	0	0-0	0	0-0	
2007	11-2	14	5	9	0.5-1	0.0-0	0	0-0	0	0-0	
2006	9-0	9	6	3	0.0-0	0.0-0	0	0-0	0	0-0	
Total	23-2	24	12	12	0.5-1	0.0-0	0	0-0	0	0-0	

CAREER GAME-BY-GAME

2008	TT	UT	AT	TFL	Scks	FF	FR	PBU	INT
SDSU (9.6)					DNP				
UM (9.13)	0	0	0	0.0-0	0.0-0	0	0-0	0	0-0
at MSU (9.20)					DNP				
PUR (9.27)	0	0	0	0.0-0	0.0-0	0	0-0	0	0-0
STAN (10.4)					DNP				
at UNC (10.11)	1	1	0	0.0-0	0.0-0	0	0-0	0	0-0
at UW (10.25)									
PITT (11.1)									
at BC (11.8)									
vs. Navy (11.15)									
SYR (11.22)									
at USC (11.29)									
2007	TT	UT	AT	TFL	Scks	FF	FR	PBU	INT
GT (9.1)	1	0	1	0.0-0	0.0-0	0	0-0	0	0-0
*at PSU (9.8)	2	1	1	0.0-0	0.0-0	0	0-0	0	0-0
at UM (9.15)	0	0	0	0.0-0	0.0-0	0	0-0	0	0-0
MSU (9.22)	4	2	2	0.0-0	0.0-0	0	0-0	0	0-0
at PUR (9.29)	0	0	0	0.0-0	0.0-0	0	0-0	0	0-0
*at UCLA (10.6)	3	2	1	0.5-1	0.0-0	0	0-0	0	0-0
BC (10.13)	3	0	3	0.0-0	0.0-0	0	0-0	0	0-0
USC (10.20)	0	0	0	0.0-0	0.0-0	0	0-0	0	0-0
Navy (11.3)					DNP				
AF (11.10)	0	0	0	0.0-0	0.0-0	0	0-0	0	0-0
Duke (11.17)	0	0	0	0.0-0	0.0-0	0	0-0	0	0-0
at STAN (11.25)	1	0	1	0.0-0	0.0-0	0	0-0	0	0-0




59
Chris Stewart
OG
6-5, 337
Jr.
Spring, Texas

2008

North Carolina: Started at RG for sixth straight game of the season, helping block for an Irish attack which put up 383 yards through the air. **Stanford:** Provided great pass support, allowing the Irish aerial attack to compile 347 yards against the Cardinal secondary. **Purdue:** Was a spark plug for the Irish offensive line, allowing the Irish to rush for over 200 yards on the day against the Boilermakers. **Michigan State:** Made third consecutive start at right guard despite minor leg injury. **Michigan:** Started second consecutive game of season before leaving with a minor ankle injury in the second half. **San Diego State:** Earned his first career start against the Aztecs at RG ... helped the offense rush for 122 yards while allowing zero sacks in season opening win.

CAREER STATISTICS

Year	G-GS	Time
2008	6-6	157:58
2007	6-0	46:44
2006	DNP	
Total	12-6	204:42



23
Golden Tate
WR
5-11, 195
So.
Hendersonville, Tenn.

2008

North Carolina: Had most complete all-purpose day of Irish career totaling 213 all-purpose yards (121 rec., 92 ret.) ... his 121 yards receiving marks the second time on the season he has broken the 100-yard barrier ... hauled in his fourth touchdown catch of the season. **Stanford:** Recorded three catches for 30 yards as well as recording a kickoff return for 18 yards against the Cardinal. **Purdue:** Recorded first start of the season and third of his career. Caught his third touchdown pass on the season to go along with 5 catches for 64 yards on the day. **Michigan State:** Had another big day for the Irish recording 107 all-purpose yards (24 rush, 83 receiving) on the day against the Spartans. **Michigan:** Set new career-high for receiving yards in a game by hauling in four catches for 127 yards and a touchdown, including catches of 48 and 60 yards ... the 48-yard touchdown reception is the longest of career to date. **San Diego State:** Hauled in a career-high six catches for 93 yards and a touchdown (second of career) in season opener ... his six catches doubles his receptions for his career and his touchdown (38 yards) is the second longest TD catch of his career.

CAREER STATISTICS

Year	G-S	Receiving				Rushing					
		Rec	Yds	Avg	TD	LG	Att	Yds	Avg	TD	LG
2008	6-3	28	518	18.5	4	60	1	24	24.0	0	24
2007	12-2	6	131	21.8	1	43	1	4	4.0	0	4
Total	18-5	34	649	19.1	5	60	2	28	14.0	0	24


Year	Ret	Kick Return				All-Purpose				
		Yds	Avg	TD	LG	Rush	Rec	PR	KR	Avg/G
2008	9	196	21.8	0	29	24	518	0	196	123.0
2007	15	326	21.7	0	40	4	134	0	326	38.7
Total	24	522	21.8	0	40	28	649	0	522	66.6

CAREER GAME-BY-GAME

2008	Receiving					Returns				
	Rec	Yds	Avg	TD	LG	Att	Yds	Avg	LG	TD
SDSU (9.6)	6	93	15.5	1	38	1	28	28.0	28	0
UM (9.13)	4	127	31.8	1	60	3	58	19.3	27	0
at MSU (9.20)	5	83	16.6	0	30	0	0	0.0	0	0
*PUR (9.27)	5	64	12.8	1	38	0	0	0.0	0	0
*STAN (10.4)	3	30	10.0	0	19	1	18	18.0	18	0
*at UNC (10.11)	5	121	24.2	1	47	4	92	23.0	29	0
at UW (10.25)										

PITT (11.1)										
at BC (11.8)										
vs. Navy (11.15)										
SYR (11.22)										
at USC (11.29)										

2007	Receiving					Returns				
	Rec	Yds	Avg	TD	LG	Att	Yds	Avg	LG	TD
GT (9.1)	0	0	0.0	0	0	1	20	20.0	20	0
at PSU (9.8)	0	0	0.0	0	0	1	34	34.0	34	0
at UM (9.15)	0	0	0.0	0	0	5	133	26.6	40	0
MSU (9.22)	0	0	0.0	0	0	3	62	20.7	27	0
at PUR (9.29)	3	104	34.7	1	43	1	14	14.0	14	0
*at UCLA (10.6)	1	0	0.0	0	0	0	0	0.0	0	0
BC (10.13)	0	0	0.0	0	0	1	18	18.0	18	0
*USC (10.20)	1	22	22.0	0	22	0	0	0.0	0	0
Navy (11.3)	0	0	0.0	0	0	1	16	16.0	16	0
AF (11.10)	0	0	0.0	0	0	0	0	0.0	0	0
Duke (11.17)	0	0	0.0	0	0	0	0	0.0	0	0
at STAN (11.25)	1	5	5.0	0	5	2	29	14.5	16	0



77
Michael Turkovich
OG
6-6, 305
Sr.
Bedford, Pa.

2008

North Carolina: Made sixth consecutive start at left tackle for the Irish, helping the Irish amass 472 total offensive yards on the day. **Stanford:** Helped protect for the Irish attack which produced 430 net yards on the day. **Purdue:** Tallied 16th consecutive start of his career, good for fourth longest active streak on the Irish. Helped the Irish passing game throw for 275 yards on the day. **Michigan State:** Registered 15th consecutive start on the offensive line for the Irish. **Michigan:** Continued steady play at the LT position, helping the Irish rushing attack gain 113 yards on the ground while also keeping the quarterback on his feet in another zero sack performance. **San Diego State:** Made his first career start at LT (13th career start; 12 previous at LG) in season opening win ... helped the offense rush for 122 yards while allowing zero sacks.

CAREER STATISTICS

Year	G-GS	Time
2008	6-6	188:22
2007	12-12	303:57
2006	9-0	23:03
2005	7-0	23:45
Total	34-18	539:07



14

Brandon Walker
PK
6-3, 202
So.
Findlay, Ohio

2008

North Carolina: Remained steady with extra points going 3-of-3 on the day and also converted a field goal of 42-yards in the loss. **Stanford:** Converted on 4-of-4 extra points on the day, while missing on two field goal attempts of 41 and 46 yards. **Purdue:** Stayed strong on the season with extra points going a perfect five-for-five and was one-for-two on FG attempts, converting a 41-yarder in the fourth quarter. **Michigan State:** Converted lone extra point chance, while missing from FGs 51 and 41 yards. **Michigan:** Went a perfect five-of-five in point after attempts, moving his career mark to 30-of-31. **San Diego State:** Went three-of-three on PATs ... missed wide right from 47 yards out (would have been the second longest FG of his career) in the first quarter, bringing his career field goal total to 6-of-13.

CAREER STATISTICS

Year	Field Goals				XP		Kickoffs			
	G-S	M-A	Pct	LG	M-A	Pct	Att	Yds	Avg	TB
2008	6-0	2-8	.250	42	21-21	1.000	0	0	0.0	0
2007	11-0	6-12	.500	48	22-23	.957	13	733	56.4	0
Total	17-0	9-20	.450	48	43-44	.977	13	733	56.4	0

CAREER GAME-BY-GAME

2008	FGA	FGM	LG	XPA	XPM	Points
SDSU (9.1)	1	0	0	3	3	3
UM (9.8)	0	0	0	5	5	5
at MSU (9.15)	2	0	0	1	1	1
PUR (9.22)	2	1	41	5	5	8
STAN (9.29)	2	0	0	4	4	4
at UNC (10.6)	1	1	42	3	3	6
at UW (10.13)						
PITT (10.20)						
at BC (11.3)						
vs. Navy (11.10)						
SYR (11.17)						
at USC (11.25)						

2007	FGA	FGM	LG	XPA	XPM	Points
GT (9.1)	1	1	24	0	0	3
at PSU (9.8)	1	1	22	1	1	4
at UM (9.15)	0	0	0	0	0	0
MSU (9.22)	0	0	0	2	2	2
at PUR (9.29)	0	1	0	0	1	0
at UCLA (10.6)	2	2	48	2	2	8
BC (10.13)	0	1	0	2	2	2
USC (10.20)	0	1	0	0	0	0
Navy (11.3)	1	2	26	5	5	8
AF (11.10)	1	1	28	3	3	6
Duke (11.17)	0	1	0	4	4	4
at STAN (11.25)	0	1	0	3	3	3



51

Dan Wenger
OG
6-4, 302
Jr.
Coral Springs, Fla.

2008

North Carolina: Helped execute the offense well with his shotgun snaps at center for the Irish. **Stanford:** Helped pass protect for the Irish, on their way to racking up 347 yards through the air against the Cardinal. **Purdue:** Helped open up massive holes for the Irish rushing attack, which piled up 201 yards on the day. **Michigan State:** Continued steady play at the center position against the Spartans in a tough loss. **Michigan:** Started second consecutive game for Irish at center, captaining the line to another zero sack performance, the second consecutive game with no sacks allowed. **San Diego State:** Made his sixth career start for the Irish and first career season open-

ing game start at center ... helped the offense rush for 122 yards while holding the Aztecs to zero sacks on the day.

CAREER STATISTICS

Year	G-GS	Time
2008	6-6	177:01
2007	8-5	154:35
2006	DNP	
Total	14-11	331:36



19

George West, Jr.
WR
5-10, 196
Jr.
Spencer, Okla.

2008

North Carolina: Saw time on the special teams unit for the Irish against the Tar Heels. **Stanford:** Saw action in kick return sets against the Cardinal. **Purdue:** Saw action on special teams. **Michigan State:** Did not record any time against the Spartans. **Michigan:** Saw the field for the first time in the 2008 campaign on special teams, recording a 3-yard punt return for the Irish. **San Diego State:** Did not play.

CAREER STATISTICS

Year	G-S	Receiving				Rushing					
		Rec	Yds	Avg	TD	LG	Att	Yds	Avg	TD	LG
2008	4-0	0	0	0.0	0	0	0	0	0.0	0	0
2007	12-7	21	172	8.2	0	20	0	0	0.0	0	0
2006	13-0	2	14	7.0	0	9	1	11	11.0	1	11
Total	29-7	23	186	8.1	0	20	1	11	11.0	1	11

Year	Kick Return				Punt Return					
	Ret	Yds	Avg	TD	LG	Ret	Yds	Avg	TD	LG
2008	0	0	0.0	0	0	1	3	3.0	0	3
2007	1	22	22.0	0	22	0	0	0.0	0	0
2006	12	251	26.0	0	33	4	20	5.0	0	10
Total	13	273	21.0	0	33	5	23	4.6	0	10

CAREER GAME-BY-GAME

2008	Rec	Yds	Avg	TD	LG
SDSU (9.6)			DNP		
UM (9.13)	0	0	0.0	0	0
at MSU (9.20)			DNP		
PUR (9.27)	0	0	0.0	0	0
STAN (10.4)	0	0	0.0	0	0
at UNC (10.11)	0	0	0.0	0	0
at UW (10.25)					
PITT (11.1)					
at BC (11.8)					
vs. Navy (11.15)					
SYR (11.22)					
at USC (11.29)					

2007	Rec	Yds	Avg	TD	LG
*GT (9.1)	2	29	14.5	0	20
*at PSU (9.8)	2	9	4.5	0	5
*at UM (9.15)	2	23	11.5	0	14
*MSU (9.22)	3	25	8.3	0	14
*at PUR (9.29)	4	37	9.3	0	15
at UCLA (10.6)	0	0	0.0	0	0
*BC (10.13)	1	3	3.0	0	3
USC (10.20)	1	6	6.0	0	6
*Navy (11.3)	0	0	0.0	0	0
AF (11.10)	1	5	5.0	0	5
Duke (11.17)	4	24	6.0	0	8
at STAN (11.25)	1	11	11.0	0	11



95

Ian Williams

NT

6-2, 310

So.

Altamonte Springs, Fla.

2008

North Carolina: Amassed three tackles (all solo) on the day in his fifth career start, and helped limit the Tar Heels to 121 yards rushing. **Stanford:** Made his fourth career start and tallied a tackle (assist) on the day, while helping limit the Cardinal to just 2.7-yards per carry in the second half. **Purdue:** Saw a large amount of action on the defensive line rotation, registering a tackle (solo) on the day in the win over the Boilers. **Michigan State:** Made third career start and recorded a season high six tackles (solo, five assists) in the loss to the Spartans. **Michigan:** Saw a large amount of action in the defensive line rotation and recorded his first tackle (solo) of the season. **San Diego State:** Did not see as much game action in the win only because of the Irish playing so much nickel defense ... helped limit the Aztecs rushing attack to 71 yards on the day.

CAREER STATISTICS

Year	G-S	Tackles			TFL	Scks	Fumbles			PBU	INT
		TT	UT	AT			FF	FR			
2008	6-3	12	5	8	0.0-0	0.0-0	0	0-0	0	0-0	
2007	12-2	45	19	26	1.5-3	0.0-0	0	0-0	0	0-0	
Total	18-5	57	24	34	1.5-3	0.0-0	0	0-0	0	0-0	

CAREER GAME-BY-GAME

2008	TT	UT	AT	TFL	Scks	FF	FR	PBU	INT
SDSU (9.6)	0	0	0	0.0-0	0.0-0	0	0-0	0	0-0
UM (9.13)	1	0	1	0.0-0	0.0-0	0	0-0	0	0-0
*at MSU (9.20)	6	1	5	0.0-0	0.0-0	0	0-0	0	0-0
PUR (9.27)	1	1	0	0.0-0	0.0-0	0	0-0	0	0-0
*STAN (10.4)	1	0	1	0.0-0	0.0-0	0	0-0	0	0-0
*at UNC (10.11)	3	3	0	0.0-0	0.0-0	0	0-0	0	0-0
at UW (10.25)									
PITT (11.1)									
at BC (11.8)									
vs. Navy (11.15)									
SYR (11.22)									
at USC (11.29)									

2007	TT	UT	AT	TFL	Scks	FF	FR	PBU	INT
GT (9.1)	3	2	1	0.0-0	0.0-0	0	0-0	0	0-0
at PSU (9.8)	3	1	2	0.5-1	0.0-0	0	0-0	0	0-0
at UM (9.15)	4	4	0	0.0-0	0.0-0	0	0-0	0	0-0
MSU (9.22)	4	1	3	0.0-0	0.0-0	0	0-0	0	0-0
at PUR (9.29)	1	0	1	0.0-0	0.0-0	0	0-0	0	0-0
at UCLA (10.6)	1	1	0	0.0-0	0.0-0	0	0-0	0	0-0
BC (10.13)	3	3	0	0.0-0	0.0-0	0	0-0	0	0-0
USC (10.20)	0	0	0	0.0-0	0.0-0	0	0-0	0	0-0
Navy (11.3)	11	2	9	0.0-0	0.0-0	0	0-0	0	0-0
AF (11.10)	6	2	4	1.0-2	0.0-0	0	0-0	0	0-0
*Duke (11.17)	3	0	3	0.0-0	0.0-0	0	0-0	0	0-0
*at STAN (11.25)	6	3	3	0.0-0	0.0-0	0	0-0	0	0-0



74

Sam Young

OT

6-8, 330

Jr.

Coral Springs, Fla.

2008

North Carolina: Started 31st consecutive game for the Irish offensive line, helping the pass protect for the aerial barrage that saw the Irish amass 383 yards passing on the day. **Stanford:** Captained the offensive line, allowing for the Irish offense to pile up 430 yards of offense on the day. **Purdue:** Helped steady the offensive line, allowing the Irish offense to strike for 201 rushing yards and 275 yards through the air. **Michigan State:** Had solid day of pass protection helping the Irish pass for 242 yards on the day. **Michigan:** Continued consecutive games started streak, recording his 27th of career and helped pave the way for another 100-yard rushing performance (113 yards). **San Diego State:** Made his 26th consecutive and career start for Notre Dame (second longest active streak) while pacing the offensive line to help the Irish rush for 122 yards and allowing zero sacks in the season opening win.

CAREER STATISTICS

Year	G-GS	Time
2008	6-6	191:33
2007	12-12	310:08
2006	13-13	289:17
Total	31-31	790:58