

2010-11 CINCINNATI BEARCATS

BASKETBALL

Two National Championships (1961 & 1962) ▪ 6 Final Fours ▪ 27 Conference Championships ▪ 10 Conference Tournament Championships ▪ 29 All-Americans

GoBEARCATS.com



SCHEDULE/RESULTS

DATE	OPPONENT	TV	TIME/RESULT
Nov. 1	Carleton University (Exh.)	—	W, 89-57
Nov. 9	Indiana U. Southeast (Exh.)	—	W, 91-63
Nov. 15	MOUNT ST. MARY'S (MD)	BEN/FSO	W, 69-59
Nov. 20	IPFW	BEN/FSO	W, 65-59
Nov. 22	FLORIDA A&M	—	W, 76-51
Nov. 24	SAVANNAH STATE	BEN/FSO	W, 54-41
Nov. 27	vs. Dayton ^	ESPN3.com	W, 68-34
Dec. 1	WRIGHT STATE	—	W, 77-69
Dec. 4	at Toledo	—	W, 81-47
Dec. 11	UTAH VALLEY	BEN/FSO	W, 92-72
Dec. 14	GEORGIA SOUTHERN	BEN/FSO	W, 99-54
Dec. 18	vs. Oklahoma #	ESPNU	W, 66-56
Dec. 21	at Miami (OH)	STO	W, 64-48
Dec. 23	ST. FRANCIS (PA)	BEN/FSO	W, 94-58
Dec. 28	DEPAUL *	ESPN3.com	W, 76-60
Dec. 31	SETON HALL *	ESPN2	W, 70-53
Jan. 6	XAVIER	ESPN2	W, 66-46
Jan. 9	at Villanova *	BEN/FSO	L, 72-61
Jan. 12	USF *	BEN/FSO	W, 74-66
Jan. 15	at Syracuse *	BEN/WKRC	L, 67-52
Jan. 19	at Notre Dame *	ESPN2	7 p.m.
Jan. 22	at St. John's *	BEN/FSO	4 p.m.
Jan. 26	RUTGERS *	BEN/FSO	9 p.m.
Jan. 29	WEST VIRGINIA *	BEN/FSO	8 p.m.
Feb. 5	at Pittsburgh *	BEN/FSO	6 p.m.
Feb. 8	at DePaul *	ESPN2	7 p.m.
Feb. 13	ST. JOHN'S *	BEN/FSO	Noon
Feb. 16	LOUISVILLE *	ESPN/ESPN2	7 p.m.
Feb. 19	at Providence *	ESPNU	7 p.m.
Feb. 23	at Georgetown *	BEN/FSO	9 p.m.
Feb. 28	CONNECTICUT *	ESPNU	Noon
March 2	at Marquette *	ESPN3.com	8 p.m.
March 5	GEORGETOWN *	BEN/WKRC	2 p.m.
BIG EAST Championship (New York, N.Y.)			
March 8-12	TBD %	—	TBA

^ - U.S. Bank Arena (Cincinnati, Ohio)
 # - All-College Classic (Oklahoma City Area, Oklahoma City, Okla.)
 % - Madison Square Garden (New York, N.Y.)
 * - BIG EAST Conference game.
 All game times are Eastern and subject to change.
 FSO - FOX Sports Ohio
 BEN - BIG EAST Network (check local listings for other markets)
 WKRC - WKRC-TV (Cincinnati, Ohio)
 STO - SportsTime Ohio

GAME 19: CINCINNATI AT NOTRE DAME

Wednesday, Jan. 19 ▶ 7pm (EST) ▶ Purcell Pavilion at the Joyce Center (9,149) ▶ Notre Dame, IN ▶ TV: ESPN 2 ▶ Radio: 700 WLW

 <p>CINCINNATI BEARCATS</p> <p>Record: 16-2, 3-2 BIG EAST Rankings (AP/Coaches): 25/- Last Game: Sat. Jan. 15, 2011 L, 67-52 at Syracuse Head Coach: Mick Cronin Alma Mater: Cincinnati '97 Career Record: 146-94 (8th season) Record at UC: 77-70 (5th season) Cronin vs. Notre Dame: 2-3</p> <p>STATISTICAL LEADERS</p> <p>Points Dion Dixon, Jr., G 12.8 ppg Rebounds Yancy Gates, Jr., F 6.7 rpg Assists Cashmere Wright, So., G 3.7 apg</p>	<p>GAME INFORMATION</p> <p>Series: Notre Dame leads 6-3 Current Streak: 1 - Notre Dame</p> <p>Last Meeting: Feb. 4, 2010 Notre Dame won, 83-65 at the Joyce Center</p> <p>Radio: 700 WLW Dan Hoard (PXP) Chuck Machock (ANA)</p> <p>Television: ESPN 2 John Saunders (PXP) Fran Fraschilla (ANA) Streaming Audio: 700WLW.com</p>	 <p>NOTRE DAME FIGHTING IRISH</p> <p>Record: 14-4, 3-3 BIG EAST Rankings (AP/Coaches): 16/16 Last Game: Sun. Jan 16, at St. John's, L 72-54 Head Coach: Mike Brey Alma Mater: George Washington '82 Career Record: 324-169 (16th season) Record at Notre Dame: 225-116 (11th season) Brey vs. UC: 4-2</p> <p>STATISTICAL LEADERS</p> <p>Points Ben Hansbrough, Sr., G 15.9 ppg Rebounds Tim Abromaitis, Sr., F 6.9 rpg Assists Ben Hansbrough, Sr., G 3.7 apg</p>																																																																																																																																																																																																												
	<p>CINCINNATI PROBABLE STARTERS AND ROSTER</p> <table border="1"> <thead> <tr> <th>No.</th> <th>Name</th> <th>Pos.</th> <th>Ht.</th> <th>Wt.</th> <th>Cl.</th> <th>Hometown</th> <th>GP/GS</th> <th>PPG</th> <th>RPG</th> <th>APG</th> <th>MIN.</th> </tr> </thead> <tbody> <tr><td>1</td><td>Cashmere Wright</td><td>G</td><td>6-0</td><td>175</td><td>So.</td><td>Savannah, Ga.</td><td>18/17</td><td>9.1</td><td>2.2</td><td>3.7</td><td>23.4</td></tr> <tr><td>2</td><td>Dion Dixon</td><td>G</td><td>6-3</td><td>190</td><td>Jr.</td><td>Chicago, Ill.</td><td>18/17</td><td>12.8</td><td>3.3</td><td>1.8</td><td>27.2</td></tr> <tr><td>3</td><td>Rashad Bishop</td><td>F</td><td>6-6</td><td>220</td><td>Sr.</td><td>Paterson, N.J.</td><td>18/16</td><td>7.8</td><td>3.4</td><td>1.5</td><td>23.9</td></tr> <tr><td>32</td><td>Ibrahima Thomas</td><td>F</td><td>6-11</td><td>235</td><td>Sr.</td><td>Dakar, Senegal</td><td>18/17</td><td>6.7</td><td>6.4</td><td>0.8</td><td>20.6</td></tr> <tr><td>34</td><td>Yancy Gates</td><td>F</td><td>6-9</td><td>265</td><td>Jr.</td><td>Cincinnati, Ohio</td><td>18/17</td><td>11.4</td><td>6.7</td><td>1.4</td><td>27.2</td></tr> <tr><td colspan="12">Off the Bench</td></tr> <tr><td>2</td><td>Eddie Tyree</td><td>G</td><td>5-10</td><td>180</td><td>Sr.</td><td>Canal Winchester, Ohio</td><td>4/0</td><td>0.5</td><td>0.0</td><td>0.0</td><td>2.0</td></tr> <tr><td>5</td><td>Justin Jackson</td><td>F</td><td>6-8</td><td>215</td><td>Fr.</td><td>Cocoa Beach, Fla.</td><td>18/0</td><td>2.0</td><td>2.2</td><td>0.7</td><td>11.2</td></tr> <tr><td>10</td><td>Alex Eppensteiner</td><td>G</td><td>6-3</td><td>205</td><td>So.</td><td>Cincinnati, Ohio</td><td>4/0</td><td>0.5</td><td>0.0</td><td>0.0</td><td>1.8</td></tr> <tr><td>11</td><td>Larry Davis</td><td>G</td><td>6-3</td><td>185</td><td>Sr.</td><td>Houston, Texas</td><td>18/1</td><td>5.6</td><td>1.1</td><td>0.9</td><td>15.8</td></tr> <tr><td>15</td><td>Darnell Wilks</td><td>F</td><td>6-7</td><td>205</td><td>Sr.</td><td>Nashville, Tenn.</td><td>18/2</td><td>3.9</td><td>2.8</td><td>1.3</td><td>15.3</td></tr> <tr><td>23</td><td>Sean Kilpatrick ^</td><td>G</td><td>6-4</td><td>215</td><td>R-Fr.</td><td>White Plains, N.Y.</td><td>18/1</td><td>10.1</td><td>3.1</td><td>1.6</td><td>20.2</td></tr> <tr><td>24</td><td>Kelvin Gaines*</td><td>C</td><td>6-10</td><td>235</td><td>Fr.</td><td>Ocala, Fla.</td><td>0/0</td><td>-</td><td>-</td><td>-</td><td>-</td></tr> <tr><td>25</td><td>Anthony McBride</td><td>G</td><td>6-2</td><td>180</td><td>So.</td><td>Cincinnati, Ohio</td><td>4/0</td><td>0.0</td><td>0.3</td><td>0.3</td><td>2.0</td></tr> <tr><td>30</td><td>Anthony McClain</td><td>C</td><td>7-0</td><td>290</td><td>Sr.</td><td>Trenton, N.J.</td><td>14/1</td><td>1.6</td><td>1.8</td><td>0.1</td><td>6.3</td></tr> <tr><td>44</td><td>JaQuon Parker</td><td>G</td><td>6-3</td><td>200</td><td>So.</td><td>Suffolk, Va.</td><td>15/1</td><td>1.8</td><td>2.3</td><td>1.2</td><td>10.9</td></tr> </tbody> </table> <p>^ - Redshirted in 2009-10 * - Redshirted in 2010-11</p>			No.	Name	Pos.	Ht.	Wt.	Cl.	Hometown	GP/GS	PPG	RPG	APG	MIN.	1	Cashmere Wright	G	6-0	175	So.	Savannah, Ga.	18/17	9.1	2.2	3.7	23.4	2	Dion Dixon	G	6-3	190	Jr.	Chicago, Ill.	18/17	12.8	3.3	1.8	27.2	3	Rashad Bishop	F	6-6	220	Sr.	Paterson, N.J.	18/16	7.8	3.4	1.5	23.9	32	Ibrahima Thomas	F	6-11	235	Sr.	Dakar, Senegal	18/17	6.7	6.4	0.8	20.6	34	Yancy Gates	F	6-9	265	Jr.	Cincinnati, Ohio	18/17	11.4	6.7	1.4	27.2	Off the Bench												2	Eddie Tyree	G	5-10	180	Sr.	Canal Winchester, Ohio	4/0	0.5	0.0	0.0	2.0	5	Justin Jackson	F	6-8	215	Fr.	Cocoa Beach, Fla.	18/0	2.0	2.2	0.7	11.2	10	Alex Eppensteiner	G	6-3	205	So.	Cincinnati, Ohio	4/0	0.5	0.0	0.0	1.8	11	Larry Davis	G	6-3	185	Sr.	Houston, Texas	18/1	5.6	1.1	0.9	15.8	15	Darnell Wilks	F	6-7	205	Sr.	Nashville, Tenn.	18/2	3.9	2.8	1.3	15.3	23	Sean Kilpatrick ^	G	6-4	215	R-Fr.	White Plains, N.Y.	18/1	10.1	3.1	1.6	20.2	24	Kelvin Gaines*	C	6-10	235	Fr.	Ocala, Fla.	0/0	-	-	-	-	25	Anthony McBride	G	6-2	180	So.	Cincinnati, Ohio	4/0	0.0	0.3	0.3	2.0	30	Anthony McClain	C	7-0	290	Sr.	Trenton, N.J.	14/1	1.6	1.8	0.1	6.3	44	JaQuon Parker	G	6-3	200	So.	Suffolk, Va.	15/1	1.8	2.3	1.2
No.	Name	Pos.	Ht.	Wt.	Cl.	Hometown	GP/GS	PPG	RPG	APG	MIN.																																																																																																																																																																																																			
1	Cashmere Wright	G	6-0	175	So.	Savannah, Ga.	18/17	9.1	2.2	3.7	23.4																																																																																																																																																																																																			
2	Dion Dixon	G	6-3	190	Jr.	Chicago, Ill.	18/17	12.8	3.3	1.8	27.2																																																																																																																																																																																																			
3	Rashad Bishop	F	6-6	220	Sr.	Paterson, N.J.	18/16	7.8	3.4	1.5	23.9																																																																																																																																																																																																			
32	Ibrahima Thomas	F	6-11	235	Sr.	Dakar, Senegal	18/17	6.7	6.4	0.8	20.6																																																																																																																																																																																																			
34	Yancy Gates	F	6-9	265	Jr.	Cincinnati, Ohio	18/17	11.4	6.7	1.4	27.2																																																																																																																																																																																																			
Off the Bench																																																																																																																																																																																																														
2	Eddie Tyree	G	5-10	180	Sr.	Canal Winchester, Ohio	4/0	0.5	0.0	0.0	2.0																																																																																																																																																																																																			
5	Justin Jackson	F	6-8	215	Fr.	Cocoa Beach, Fla.	18/0	2.0	2.2	0.7	11.2																																																																																																																																																																																																			
10	Alex Eppensteiner	G	6-3	205	So.	Cincinnati, Ohio	4/0	0.5	0.0	0.0	1.8																																																																																																																																																																																																			
11	Larry Davis	G	6-3	185	Sr.	Houston, Texas	18/1	5.6	1.1	0.9	15.8																																																																																																																																																																																																			
15	Darnell Wilks	F	6-7	205	Sr.	Nashville, Tenn.	18/2	3.9	2.8	1.3	15.3																																																																																																																																																																																																			
23	Sean Kilpatrick ^	G	6-4	215	R-Fr.	White Plains, N.Y.	18/1	10.1	3.1	1.6	20.2																																																																																																																																																																																																			
24	Kelvin Gaines*	C	6-10	235	Fr.	Ocala, Fla.	0/0	-	-	-	-																																																																																																																																																																																																			
25	Anthony McBride	G	6-2	180	So.	Cincinnati, Ohio	4/0	0.0	0.3	0.3	2.0																																																																																																																																																																																																			
30	Anthony McClain	C	7-0	290	Sr.	Trenton, N.J.	14/1	1.6	1.8	0.1	6.3																																																																																																																																																																																																			
44	JaQuon Parker	G	6-3	200	So.	Suffolk, Va.	15/1	1.8	2.3	1.2	10.9																																																																																																																																																																																																			

SPORTS COMMUNICATIONS OFFICE

Richard E. Lindner Center Suite 860
 2751 O'Varsity Way Cincinnati, OH 45221-0021
 Phone: 513.556.5191 Fax: 513.556.0619
 Website: www.GoBEARCATS.com

Doug Mosley Associate Athletic Director
 318.366.8734 dmosley@ulm.edu

Ryan Koslen Associate Director
 513.497.3132 ryan.koslen@uc.edu

Lara Thornton Associate Director
 513.295.4520 lara.thornton@uc.edu

Jeff Geiser Assistant Director/MBK Secondary Contact
 513.556.0618 jeff.geiser@uc.edu

THE FAST BREAK

- ▶ Prior to Saturday's loss at Syracuse, the Bearcats had forced more turnovers than assists allowed in every game this season and was the best active streak in the NCAA. That ended as Syracuse registered 16 assists against 13 turnovers.
- ▶ Cincinnati's 15-0 record to start this season is tied for the second best in school history. The last time UC got off to a 15-0 start was the 1998-99 season when they won the first 15 games of the year. The 1962-63 season holds the school record when they won their first 19.
- ▶ Cincinnati currently has a 12-game home winning streak, its longest since it ran 12 straight between two seasons from 2/11/04-1/6/05. UC hasn't won 13 or more at home since 2/22/03-1/17/04.
- ▶ Cincinnati went 13-0 vs. non-conference opponents this

- season for the first time in a season since 1998-99 season when it went 14-0.
- ▶ The University of Cincinnati is in its 110th basketball season in 2010-11 with an all-time record of 1,596-938 (.630), including a mark of 292-60 (.830) at home in Fifth Third Arena.
- ▶ Head coach Mick Cronin, a 1997 graduate of UC, begins his fifth season on the bench for the Bearcats with a record of 77-70 (.524).
- ▶ Senior forward Rashad Bishop is streaking at the charity stripe hitting 26 of his last 29. Had a 22 straight streak prior to the Villanova game.
- ▶ The Bearcats are one of five teams from the major conferences to win more games than the previous year in each of the last four seasons, including Baylor, California, Duke, and Purdue.

SCOUTING NOTRE DAME

- ▶ On Sunday Notre Dame lost to St. John's, 72-54. Ben Hansbrough led the Irish with 18 points. The Irish were held to a season-low 54 points against St. John's. Notre Dame had just four field goals in the first half.
- ▶ Notre Dame has scored less than 60 points in its four losses this season. The Irish are 2-4 when scoring fewer than 60 points.
- ▶ Notre Dame is 11-0 at home and 3-4 away from Purcell Pavilion.
- ▶ Forward Carleton Scott (11.9 ppg) has missed the last three games with a hamstring injury.
- ▶ Notre Dame is 20-6 in its last 26 games.
- ▶ Notre Dame is 6-3 all-time against Cincinnati and is 3-2 in BIG EAST games against the Bearcats. The teams split a pair of games last year with each winning on its home court.

LAST TIME VS NOTRE DAME

▶ Notre Dame 83, UC 65:

Feb. 4, 2010.....Joyce Center • Notre Dame, Ind.

Final: Notre Dame shot 54 percent from the field in the second half and went on to defeat Cincinnati, 83-65.

Defining Moment: A 12-2 Irish run from the 10:54 mark of the second half to the 6:38 mark opened up a 20-point lead for Notre Dame, 68-48.

Key Stats: ND outrebounded UC 41-32 and the Bearcats fell to 2-4 on the season when they are outrebounded by its opponent.

Performance Leaders: Larry Davis - 12 pts., 4-of-8 3-pointers; Deonta Vaughn - 11 pts., 6 ast.; Yancy Gates - 10 pts., 6 reb.; Rashad Bishop - 8 pts., 6 reb., 2 ast.

CINCINNATI	min	fg-a	3fg-a	ft-a	reb	ast	to	bk	st	pf	pts
Rashad Bishop, f	28	4-9	0-2	0-0	6	2	1	1	0	3	8
Ibrahima Thomas, f	19	1-4	1-2	2-4	4	0	0	0	0	4	5
Yancy Gates, f	26	4-8	0-0	2-3	6	2	4	0	0	4	10
Cashmere Wright, g	24	1-9	0-6	2-2	1	1	0	0	3	3	4
Deonta Vaughn, g	29	2-8	2-8	5-5	2	6	2	1	1	2	11
Dion Dixon	1	0-1	0-1	0-0	2	0	0	0	0	0	0
Larry Davis	20	4-8	4-8	0-0	1	0	0	0	0	0	12
Darnell Wilks	10	1-2	0-1	0-0	0	0	2	0	0	1	2
Lance Stephenson	21	2-4	0-0	4-4	6	1	0	1	0	2	8
Steve Toyloy	12	2-2	0-0	0-0	2	1	0	0	1	0	4
Jaquon Parker	10	0-0	0-0	1-2	1	1	1	0	0	2	1
Team					1						
Totals	200	21-55	7-28	16-20	32	14	10	3	5	21	65
		.382	.250	.800							

NOTRE DAME	min	fg-a	3fg-a	ft-a	reb	ast	to	bk	st	pf	pts
Tyrone Nash, f	26	1-2	0-0	2-5	6	1	2	0	0	4	4
Tim Abromaitis, f	30	6-10	3-4	7-7	3	4	0	0	1	5	22
Luke Harangody, f	38	15-25	0-2	7-8	14	2	0	0	0	1	37
Tory Jackson, g	38	0-6	0-3	1-2	3	8	3	0	0	2	1
Ben Hansbrough	39	4-10	3-9	1-2	8	9	2	0	2	3	12
Jonathan Peoples	13	1-4	0-0	0-0	1	1	1	0	0	0	2
Joey Brooks	1	1-1	1-1	0-0	0	0	0	0	0	0	3
Carleton Scott	14	1-3	0-1	0-0	2	0	0	1	0	2	2
Jack Cooley	1	0-0	0-0	0-0	0	0	0	0	0	0	0
Team					4	1					
Totals	200	29-61	7-20	18-24	41	25	9	1	3	17	83
		.475	.350	.750							

Halftime: Notre Dame 40, Cincinnati 27. Dead Ball Rebounds: Cincinnati 3, Notre Dame 0. Technical: Cincinnati - None, Notre Dame - None. Officials: Ed Corbett, Tim Clougherty, Wally Rutecki. Attendance: 8,530.

NOTRE DAME

Total: Notre Dame leads 6-3

In Cincinnati: UC leads 2-1

In South Bend: Notre Dame leads 3-0

Neutral: Notre Dame leads 2-1

Current Streak: Notre Dame — 1

12/6/1939.....A.....L.....	54-17
3/21/1975.....N.....W (OT).....	95-87
3/13/1976.....N.....L.....	79-78
11/25/2000.....N.....L.....	69-51
2/18/2007.....SC.....L.....	76-64
1/15/2008.....A.....L.....	91-74
2/4/2009.....RC.....W.....	93-83
1/16/2010.....SC.....W.....	60-58
2/4/2010.....A.....L.....	83-65

CINCINNATI BACK IN THE NATIONAL RANKINGS

- ▶ For the second straight week Cincinnati ranks 25th in the Associated Press poll and last week fell out of the USA Today/ESPN Poll.
- ▶ Two weeks ago UC ranked 24th in the Associated Press poll and 25th in the USA Today/ESPN Poll. It was the first time the Bearcats were ranked in the national rankings since the fifth week of last season, when they were 25th in the Associated Press poll.

GAINES TO REDSHIRT

Head coach Mick Cronin announced that he will redshirt 6-foot-10, 235 pound, freshman center Kelvin Gaines (Ocala, Fla./Arlington Country Day). Gaines transferred to Arlington Country Day in Jacksonville, Fla. for his senior campaign and teamed up with fellow UC freshman Justin Jackson. He helped the Apaches to the FHSAA Class 2A finals and a record of 21-6 as a senior. He averaged 10.1 points, 9.9 rebounds, and 6.2 blocks in 2008-09 playing for Jason Neblett at Heat Academy in Martinsville, Va. His team finished the season with a record of 50-8 and was ranked as high as No. 12 in the national prep school polls.

FAST START

- ▶ Prior to UC loss vs Villanova, Cincinnati started the season 15-0, it was the best beginning to a season under head coach Mick Cronin.
- ▶ The last time UC got off to a 15-0 start was the 1998-99 season when they won their first 15.
- ▶ Their 15-0 start ranked second best in school history.
- ▶ The school record for the most consecutive wins to start a season is 19 in 1962-63, the year after UC won its second straight NCAA title.
- ▶ UC won 15 straight for the first time since it won 20 in-a-row from 11/20/2001-1/29/2002.
- ▶ Prior to Saturday's loss, the Bearcats are only one of two undefeated teams (Syracuse) in the Big East and one of seven undefeated teams in the Division 1 (Duke, Kansas, Syracuse, Ohio State, San Diego State, Central Florida).

BEST STARTS IN SCHOOL HISTORY

	Year	Started	Finished
1.	1962-63	19-0	26-2
2.	2010-11	15-0	-
	1998-99	15-0	27-6

LAST TIME AT FIFTH THIRD

UC 74, USF 66: Redshirt freshman Sean Kilpatrick scored 18 points to lead the Bearcats in its 74-66 win over South Florida.

- ▶ Down 25-19 at the 5:59 mark of the first half, UC went on a 14-2 run over a span of 2:33 to take a 33-27 lead. The run featured seven points by Kilpatrick.
- ▶ Kilpatrick paced the Bearcats with a game-high 18 points on 6-for-10 shooting, including 4-for-5 from three-point range. Kilpatrick also added three rebounds and three assists.

2010-11 QUICK FACTS

Location	Cincinnati, OH 45221
Founded	1819
Enrollment	41,250
Affiliation	NCAA Division I
Conference	BIG EAST
Nickname	Bearcats
Colors	Red & Black
Arena	Fifth Third Arena
Capacity	13,176
President	Dr. Gregory H. Williams
Alma Mater, Year	Ball State, 1966
Athletics Director	Mike Thomas
Alma Mater, Year	Colorado State, 1983
Faculty Representative	Dr. Fritz Russ

HISTORY

First Year of Basketball	1901-02
All-time Record	1,596-938 (.630)/2,534 games
NCAA appearances/last	24/2005
NCAA All-time Record	40-23 (.635)
Postseason NIT appearances/last	10/2010
Last Postseason Opponent	Dayton (NIT, 2010)
Result	vs. Dayton 81, UC 66 (2nd Round)

2009-10 TEAM INFORMATION

Overall Record	19-16
BIG EAST Record/Finish	7-11 (t-11th)
Leading Scorer	Lance Stephenson, G (12.3 ppg)
Leading Rebounder	Yancy Gates, F (5.9 rpg)
Leading Assists	Deonta Vaughn, G (3.5 apg)

2010-11 TEAM INFORMATION

Starters Returning/Lost	3/2
Letterwinners Returning/Lost	11/3
Percent of scoring returning	.458
Percent of rebounding returning	.607

COACHING STAFF

Head Coach	Mick Cronin (Cincinnati '97)
Record at UC/Years	77-70/5 years
Career Record/Years	146-94/8 years
Basketball Office Phone	(513) 556-5847
Best time to reach coach	Weekday mornings
Associate Head Coach	Larry Davis (Asbury '78)
Assistant Coach	George Jackson (Wittenberg '79)
Assistant Coach	Darren Savino (Jersey City College '94)
Dir. of Operations	Drew Seidenberger (Cincinnati '09)
Dir. of Student-Athlete Devel.	Chris Shumate (Murray State '04)
Athletics Trainer	Jeff Carrico (Eastern Kentucky '93)
Strength Coach	Dave Andrews (Ohio State '04)
Administrative Assistant	Winona Shaw-Gunn

BREAKING DOWN THE RECORD

Below are the records and streaks for Cincinnati

	2010-11	STREAK	CRONIN*
Overall	16-2	L1	146-94
Home	12-0	W12	97-31
Road/Neut.	4-2	L2	49-63
BIG EAST	3-2	L1	28-47
BIG EAST Home	3-0	W3	20-18
BIG EAST Road	0-2	L5	8-29

* - Career totals.

UC VS. NON-CONFERENCE OPPONENTS

- ▶ Cincinnati is 13-0 vs. non-conference opponents this season with nine of the 13 games at home.
- ▶ Since Mick Cronin took over the program in 2006-07, Cincinnati is 46-18 (.719) vs. regular-season non-conference opponents, including a record of 37-6 (.860) at home.
- ▶ UC has won 24 of its last 26 non-conference games at home with the losses coming vs. Xavier and Memphis the last three seasons.
- ▶ Have gone undefeated vs non-conference opponents for the first time since 1998-99 season when they went 14-0.

Mick Cronin vs. Non-Conference Opponents

Year	Home	Away	Neutral	Total
2006-07	8-2	0-1	1-2	9-5
2007-08	5-3	0-4	—	5-7
2008-09	8-1	1-1	1-1	10-3
2009-10	7-0	0-2	2-1	9-3
2010-11	9-0	2-0	2-0	13-0
Totals	37-6	3-8	6-4	46-18

- ▶ Senior forward Darnell Wilks tied his career high in points with 12, adding two rebounds and four steals. Junior guard Dion Dixon scored 16 points and grabbed six first-half rebounds.

LAST TIME ON THE ROAD

- ▶ **UC 52, Syracuse 67**
- ▶ Cincinnati hit 9 of 19 3-pointers in the first half to rally from an early 15-point deficit but missed its first seven shots of the second to fall behind by 20 points with 14:07 left.
- ▶ Fourth-ranked Syracuse broke open the game with a 16-0 run to start the second half and remained unbeaten with a 67-52 victory over No. 25 Cincinnati on Saturday. Rick Jackson led the charge with 15 points and 11 rebounds for his 11th double-double of the season.
- ▶ Dion Dixon led the Bearcats with 18 points, all on 3-pointers, and Sean Kilpatrick had 11. Yancey Gates, averaging nearly 12 points and seven rebounds, injured an ankle, played just four minutes in the second half, and finished with three points and three rebounds.

CROSSTOWN BRAGGING RIGHTS

- ▶ UC beat Xavier 66-46 on Jan 6 to win back the city of Cincinnati's backyard bragging rights.
- ▶ The 20-point margin of victory for the Bearcats was the largest in the Crosstown Shootout since the Dec. 14, 2001 season when UC defeated Xavier again by 20 at the Cintas Center.
- ▶ While trailing 10-4 early in the first half, the Bearcats went on a 22-5 run to take a 26-15 lead. The run started at the 11:46 mark and lasted until the 2:35 mark.
- ▶ The Bearcats shot 15-for-16 from the free-throw line.
- ▶ Yancy Gates led UC with 22 point and a career-high-tying 14 rebounds for his third double-double of the season and 10th of his career.

DOMINATING DAYTON

- ▶ After falling to Dayton in the second round of the National Invitation Tournament last season, the Bearcats defeated the 2009-10 NIT Champions in resounding fashion on Nov. 27, 2010.
- ▶ The Bearcats held Dayton to 34 points on 20.0 percent shooting and cruised to a 68-34 win at U.S. Bank Arena.
- ▶ The 34 points are the fewest allowed by a Mick Cronin UC basketball team, while the 20.0 percent shooting equalled for the lowest opponent output. Both previous marks came on Jan. 30, 2008 in a 62-39 win at West Virginia.
- ▶ The game also marked the first time since a 74-41 win over Duquesne on Dec. 1, 2001 that UC held an opponent without a double-figure scorer.
- ▶ UC shot 51.9 percent in the first half and opened the second half with a 14-0 run, holding Dayton without

a field goal until 8:41 remaining.

IT'S BEEN A WHILE ...

- ▶ In the Bearcats 68-34 win over Dayton, UC did not allow a Flyers' basketball player to score in double figures.
- ▶ It marks the first time Cincinnati has held an opponent without a double-figure scorer since knocking off Duquesne, 74-41, on Dec. 1, 2001, a span of 291 games.
- ▶ The Bearcats held the Dukes to 22.9 percent shooting and 28.6 percent behind the arc in the match-up, while posting a 55-28 advantage on the glass.

FIFTH THIRD ADVANTAGE

- ▶ The Bearcats are 292-60 (.830) in games at Fifth Third Arena since the building opened in 1989-90.
- ▶ Under Mick Cronin, UC is 54-25 in Fifth Third (.684).
- ▶ UC was 13-5 at home and 12-5 in Fifth Third Arena last season. The Miami (OH) game was considered a home game despite being played at U.S. Bank Arena.

WRIGHT-ING A WRONG

- ▶ Redshirt sophomore guard Cashmere Wright has made an impressive turnaround at the charity stripe.
- ▶ In his first three games of the 2010-11 season, Wright was 7-for-16 at the free throw line (.438 percent).
- ▶ Since then, Wright has connected on 46 of 53 (87%) free throws. He went 8-for-8 vs Xavier and 8-for-10 vs USF.

KILPATRICK WINS BIG EAST ROOKIE OF THE WEEK

- ▶ Redshirt freshman Sean Kilpatrick won the BIG EAST Conference's first league Rookie of the Week honor (Nov. 22) after leading UC to a pair of opening wins over Mount St. Mary's (69-59) and IPFW (65-59).
- ▶ Kilpatrick scored 34 points in two games, including 21 points in his collegiate debut vs. The Mount on Nov. 15.
- ▶ He shot 55.0 percent (11-of-20) from the field, including 5-for-11 (.455) from 3-point range.
- ▶ Defensively, Kilpatrick posted a pair of steals in each game.
- ▶ Last season, UC players earned BIG EAST Rookie of the Week five times as Lance Stephenson won the honor four times and Cashmere Wright claimed it once.

MAKING THEIR DEBUTS

- ▶ Redshirt freshman Sean Kilpatrick and true freshman Justin Jackson made their UC debuts vs. Mount St. Mary's on Nov. 15.
- ▶ Kilpatrick was the game-high scorer, posting 21 points in 24 minutes off the bench for the Bearcats.
- ▶ The last time a Cincinnati basketball player scored a game-high for points in his debut, was on Nov. 16, 2008 when Yancy Gates had a game-high 16 points and a team-high 11 rebounds in a 77-46 win over South Dakota at Fifth Third Arena.
- ▶ Jackson, despite going scoreless on an 0-for-3

MEDIA INFORMATION

UC SPORTS COMMUNICATIONS

Richard E. Lindner Center, Suite 860
2751 O'Varsity Way
Cincinnati, OH 45221-0021
Phone: 513-556-5191
Fax: 513-556-0619

Doug Mosley Associate Athletic Director
(318) 366-8734.....dmosley@ulm.edu

Jeff GeiserAssistant Director/Secondary MBK
(513) 556-0618.....jeff.geiser@uc.edu

Lara Thornton..... Associate Director
(513) 295-4520.....lara.thornton@uc.edu

Ryan Koslen Associate Director
(513) 497-3132.....ryan.koslen@uc.edu

Jeremy Martin.....Assistant Director
(513) 556-5191.....jeremy.martin@uc.edu

IMG/CINCINNATI RADIO NETWORK

- ▶ Cincinnati men's basketball can be heard in 38 states and in a third of Canada, thanks to its 15-year partnership with ClearChannel and its signature station 700 WLW, which is based in Cincinnati.
- ▶ 700 WLW provides in-depth coverage, live play-by-play, and postgame reaction from head coach Mick Cronin. The broadcasts also include a 30-minute pregame show.
- ▶ **Dan Hoard:** Play-by-Play; **Chuck Machock:** Color Analyst; **Mo Egger:** Host/Engineer

THE MICK CRONIN RADIO SHOW

- ▶ Starting Wednesday, Nov. 10, head coach Mick Cronin will begin his weekly radio show on 700 WLW.
- ▶ The show airs weekly mostly on Monday nights from 8-9 p.m. from the original Montgomery Inn on Montgomery Road.
- ▶ Coach Cronin is joined weekly by the Voice of the Bearcats, Dan Hoard, color analyst, Chuck Machock, and UC Director of New Media Tom Gelehrter. The hour-long call-in show provides in-depth analysis of Bearcats basketball.

BEARCATS SPORTS WEEKLY WITH MICK CRONIN

- ▶ Bearcats Sports Weekly with Mick Cronin, a weekly magazine-formatted show on the University of Cincinnati basketball program begins this season on FS Ohio. The first show airs Thursday, Dec. 16 at 6 p.m.
- ▶ The half-hour show, hosted by UC's Tom Gelehrter, will feature UC head basketball coach Mick Cronin and selected players weekly throughout the season.
- ▶ The program will be replayed on FS Ohio and Fox College Sports throughout the year.



shooting night, was extremely active for UC, grabbing four rebounds (3 defensive), blocking two shots, making three steals, and dishing out two assists.

- ▶ Kilpatrick is posting 11.7 points in 20.7 minutes per game, while Jackson, who notched career highs for points (5) and rebounds (7) against Dayton, is playing 12.9 minutes a night.

GLOBAL SPORTS MAIN EVENT

- ▶ As part of its early season schedule, UC took part in the Global Sports Main Event, an NCAA exempted tournament, on Nov. 13-27.
- ▶ Due to the tournament being a qualifying regular-season multiple-team event, the Bearcats played host to three additional home games as part of the event in Fifth Third Arena as they took on Mount St. Mary's on Monday, Nov. 15, Florida A&M on Monday, Nov. 22, and Savannah State on Wednesday, Nov. 24.
- ▶ The Bearcats went 4-0 in the event with wins over Mount St. Mary's, 69-59, Florida A&M, 76-51, Savannah State, 54-41, and Dayton, 68-34.
- ▶ UC closed out play in the Global Sports Main Event with a 68-34 win over Dayton at U.S. Bank Arena in Cincinnati, Ohio, on Nov. 27. Dayton's 34 points was the fewest ever allowed by a Mick Cronin UC team.
- ▶ Junior guard Dion Dixon led the way with a career-high 20 points. The UC defense held the Flyers to 20.0 percent (12-of-60) shooting from the field.
- ▶ Dixon led all Bearcats in scoring during the event, averaging 11.5 points, 3.0 rebounds, and 2.0 assists a game.
- ▶ UC's four opponents averaged 46.2 points per game, while the Bearcats scored 66.8 points per contest.

THE WINS KEEP ADDING UP

- ▶ Since the start of the 2006-07 season, Cincinnati is one of five programs from the major basketball conferences to post more wins in each season.
- ▶ The Bearcats posted 11 wins in 2006-07, 13 in 2007-08, 18 in 2008-09, and 19 last season.
- ▶ The other programs to accomplish the feat are Baylor, California, Duke, and Purdue.
- ▶ A 20-plus win season this year for UC would be its first since posting a 21-13 record in 2006-07.

Win Totals

	06-07	07-08	08-09	09-10
Baylor	15	21	24	28
California	16	17	22	24
Cincinnati	11	13	18	19
Duke	22	28	30	35
Purdue	22	25	27	29

CELEBRATING 50 YEARS SINCE BACK-TO-BACK CHAMPS

- ▶ Starting with a preseason luncheon in October, the University of Cincinnati Department of Athletics will spend the next two seasons celebrating the 50th

anniversaries of its back-to-back NCAA National Championships in 1961 and 1962.

- ▶ During the celebration members of the two national championship teams will be invited back to recognized at halftime of games.
- ▶ To honor the two great teams, the UC basketball program will sport adidas throw-back uniforms at various games throughout the year. The team debuted the white uniform at its game at U.S. Bank Arena on Nov. 27 vs. Dayton in a 68-34 victory.

WHAT A PRESEASON, EH?

- ▶ In preparation for the 2010-11 season, Cincinnati traveled north of the border to Ottawa, Ontario for a three-game foreign tour on Sept. 3-5.
- ▶ While on the trip, the Bearcats faced McGill University, six-time Canadian National Champion Carleton University, and the University of Ottawa and played using FIBA rules.
- ▶ The foreign tour allowed UC an extra 10 full-team practices prior to the trip.
- ▶ In the opener of the tour vs. McGill on Sept. 3, sophomore guard JaQuon Parker led Cincinnati, who trailed early, 20-16, to an 89-56 victory with a team-high 15 points.
- ▶ Freshman Sean Kilpatrick posted 14 points vs. McGill in his debut as a Bearcat.
- ▶ In the second game, Cincinnati faced six-time Canadian National Champion Carleton University at the Scotiabank Place on Sept. 4 and knocked off the Ravens, 87-70.
- ▶ Junior guard Dion Dixon led the way with 21 points on 8-of-9 shooting to add to his two assists and two steals.
- ▶ UC won the finale vs. Ottawa on Sept. 5, 79-57.
- ▶ Kilpatrick and Wright led the Bearcats in scoring with 17 a piece, while junior forward Yancy Gates added 15 points and five rebounds.

NO LONGER WITH THE BEARCATS

- ▶ When the Bearcats opened the 2010-11 season it was their first under head coach Mick Cronin without two-time all-BIG EAST performer Deonta Vaughn.
- ▶ Vaughn finished his career in Clifton as the program's third all-time leading scorer with 1,885 points. He is the only Bearcat to ever score 1,800 points and dish out 500 assists.
- ▶ Besides Vaughn, the Bearcats lost 2010 BIG EAST Freshman of the Year Lance Stephenson to the NBA, where he was selected 40th overall in the draft by the Indiana Pacers.

CINCINNATI BASKETBALL TRADITION

National Championships (2)

1961, 1962

Final Four Appearances (6)

1959, 1960, 1961, 1962, 1963, 1992

Conference Championships (31)

Ohio Collegiate – 1908

Buckeye Athletics Association – 1926, 1928, 1929, 1930

Mid-American – 1947, 1948, 1949, 1950, 1951

Missouri Valley Conference – 1958, 1959, 1960, 1961, 1962, 1963, 1966

Metro Conference – 1976 (t), 1977 (t),

Great Midwest – 1992 (r/t), 1993 (r/t), 1994 (t), 1995 (t),

Conference USA – 1996 (r/t), 1997 (r), 1998 (r/t), 1999 (r), 2000 (r), 2001(r), 2002 (r/t), 2004 (r/t)

Note: r - regular season; t - tournament

National Player of the Year (5)

Oscar Robertson (1958, 1959, 1960)

Paul Hogue (1962)

Kenyon Martin (2000)

All-Americans (35)

Jim Ard (1970), Lloyd Batts (1973, 1974), Ron Bonham (1963, 1964), Bobby Brannen (1998), Steve Collier (1976), Pat Cummings (1979), Dick Dallmer (1948, 1949, 1950), Ralph Davis (1960), Connie Dierking (1958), Danny Fortson (1996, 1997), Paul Hogue (1961, 1962), Steve Logan (2001, 2002), Kenyon Martin (1999, 2000), Pete Mickeal (2000), Robert Miller (1978), Ruben Patterson (1998), Oscar Robertson (1958, 1959, 1960), Tom Thacker (1963), Jack Twyman (1955), Nick Van Exel (1993), Bob Wisenhahn (1961), George Wilson (1963), Tony Yates (1962, 1963), Gary Yoder (1977).

Conference Player of the Year (7)

Metro Conference – Gary Yoder (1977),

Pat Cummings (1979)

Conference USA – Danny Fortson (1996, 1997), Kenyon Martin (2000), Steve Logan (2001, 2002)

Conference Rookie of the Year (4)

Great Midwest – Dantonio Wingfield (1994), Danny Fortson (1995)

Conference USA – DerMarr Johnson (2000)

BIG EAST – Lance Stephenson (2010)

BEARCATS IN THE NBA

Player, Team (Seasons in NBA)	2010-11 Stats
Kenyon Martin, DEN (12th)	8g, 5.9 ppg, 4.3 rpg
Jason Maxiell, DET (7th)	31 G, 4.2 ppg, 2.8 rpg
Lance Stephenson, IND (1st)	na

- ▶ 31 Bearcats have played in the NBA since Jack Twyman made his debut in the league 1955 for Rochester.
- ▶ 14 UC basketball players have been taken in the NBA Draft in the last 17 years.
- ▶ In 2000, UC teammates Kenyon Martin and DerMarr Johnson made NBA history becoming the highest drafted college teammates in NBA history, going first and sixth overall, respectively.
- ▶ Four Bearcats have been selected All-Stars in their careers led by 12 appearances by Oscar Robertson, 6 by Jack Twyman and once each by Kenyon Martin and Nick Van Exel.

- ▶ Stephenson led all BIG EAST freshman in overall scoring with 12.0 ppg and was named to the league All-Rookie team in addition to Rookie of the Year.
- ▶ Stephenson ranked among the team's Top 3 in points (1st, 12.3 ppg), rebounds (2nd, 5.4 rpg), assists (2nd, 2.4 apg), and steals (2nd, 0.91 spg).
- ▶ Forward Steve Toyloy was a defensive stopper and rebounder for Cincinnati in his two years after transferring from Miami Dade Community College.
- ▶ In 67 career games as a Bearcat, Toyloy averaged 3.6 points and 3.5 rebounds per game.

UC INKS FIVE NLI'S

- ▶ The University of Cincinnati men's basketball team signed five players to national letters of intent for the 2011-12 season.
- ▶ Joining the Bearcats will be Shaquille Thomas (Paterson, N.J./NIA Prep School), Jermaine Sanders (Far Rockaway, N.Y./Rice), Octavius Ellis (Memphis, Tenn./Whitehaven), Ge'Lawn Guyn (Georgetown, Ky./Scott County), and Jeremiah Davis (Muncie, Ind./Huntington Prep [W.Va.]).
- ▶ The group is ranked the 21st-best recruiting class in the nation by *ESPN.com*.

ROSTER/TEAM INFORMATION

NUMERICAL ROSTER

No.	Name	Pos.	Ht.	Wt.	Cl./Elig.	Hometown (HS/Last School)
1	Cashmere Wright *	G	6-0	175	Jr./So.	Savannah, Ga. (Urban Christian Academy)
2	Eddie Tyree *	G	5-10	180	Sr./Sr.	Canal Winchester, Ohio (Groveport Madison/Thomas More)
3	Dion Dixon **	G	6-3	190	Jr./Jr.	Chicago, Ill. (Crane Technical Prep Common)
5	Justin Jackson	F	6-8	215	Fr./Fr.	Cocoa Beach, Fla. (Arlington Country Day)
10	Alex Eppensteiner*	G	6-3	205	So./So.	Cincinnati, Ohio (Elder)
11	Larry Davis ***	G	6-3	185	Sr./Sr.	Houston, Texas (Alief-Hastings)
15	Darnell Wilks ***	F	6-7	205	Sr./Sr.	Nashville, Tenn. (Pioneer Christian Academy)
22	Rashad Bishop ***	F	6-6	220	Sr./Sr.	Paterson, N.J. (Kennedy)
23	Sean Kilpatrick	G	6-4	215	So./Fr.	White Plains, N.Y. (Notre Dame Prep)
24	#Kelvin Gaines	C	6-10	235	Fr./Fr.	Ocala, Fla. (Arlington Country Day)
25	Anthony McBride	G	6-2	180	So./So.	Cincinnati, Ohio (Withrow)
30	Anthony McClain ***	C	7-0	290	Sr./Sr.	Trenton, N.J. (National Christian Acad.)
32	Ibrahima Thomas *	F	6-11	235	Sr./Sr.	Dakar, Senegal (Stoneridge Prep/Oklahoma State)
34	Yancy Gates **	F	6-9	265	Jr./Jr.	Cincinnati, Ohio (Withrow)
44	JaQuon Parker *	G	6-3	200	So./So.	Suffolk, Va. (King's Fork)

* - Letters earned at Cincinnati.

ALPHABETICAL ROSTER

No.	Name	Pos.	Ht.	Wt.	Cl./Elig.	Hometown (HS/Last School)
22	Rashad Bishop ***	F	6-6	220	Sr./Sr.	Paterson, N.J. (Kennedy)
11	Larry Davis ***	G	6-3	185	Sr./Sr.	Houston, Texas (Alief-Hastings)
3	Dion Dixon **	G	6-3	190	Jr./Jr.	Chicago, Ill. (Crane Technical Prep Common)
10	Alex Eppensteiner *	G	6-3	205	So./So.	Cincinnati, Ohio (Elder)
#24	Kelvin Gaines	C	6-10	235	Fr./Fr.	Ocala, Fla. (Arlington Country Day)
34	Yancy Gates **	F	6-9	265	Jr./Jr.	Cincinnati, Ohio (Withrow)
5	Justin Jackson	F	6-8	215	Fr./Fr.	Cocoa Beach, Fla. (Arlington Country Day)
23	Sean Kilpatrick	G	6-4	215	So./Fr.	White Plains, N.Y. (Notre Dame Prep)
25	Anthony McBride	G	6-2	180	So./So.	Cincinnati, Ohio (Withrow)
30	Anthony McClain ***	C	7-0	290	Sr./Sr.	Trenton, N.J. (National Christian Acad.)
44	JaQuon Parker *	G	6-3	200	So./So.	Suffolk, Va. (King's Fork)
32	Ibrahima Thomas *	F	6-11	235	Sr./Sr.	Dakar, Senegal (Stoneridge Prep/Oklahoma State)
2	Eddie Tyree *	G	5-10	180	Sr./Sr.	Canal Winchester, Ohio (Groveport Madison/Thomas More)
15	Darnell Wilks ***	F	6-7	205	Sr./Sr.	Nashville, Tenn. (Pioneer Christian Academy)
1	Cashmere Wright *	G	6-0	175	Jr./So.	Savannah, Ga. (Urban Christian Academy)

* - Letters earned at Cincinnati.

- Redshirting the 2010-11 season.

Head Coach: Mick Cronin (5th at UC; 8th season overall)

Associate Head Coach: Larry Davis

Assistant Coaches: Darren Savino, George Jackson

Director of Basketball Operations: Drew Seidenberger

Director of Student-Athlete Devel.: Chris Shumate

Athletics Trainer: Jeff Carrico

Strength and Conditioning Coach: Dave Andrews

PRONUNCIATION GUIDE

Dion Dixon	DEE-on
JaQuon Parker	JA-kwon
Ibrahima Thomas	ih-bruh-HEE-muh
Eddie Tyree	TIE-ree

ROSTER BREAKDOWN

By Height:

Anthony McClain	7-0
Ibrahima Thomas	6-11
Yancy Gates	6-9
Justin Jackson	6-8
Darnell Wilks	6-7
Rashad Bishop	6-6
Sean Kilpatrick	6-4
Larry Davis	6-3
Dion Dixon	6-3
Alex Eppensteiner	6-3
JaQuon Parker	6-3
Anthony McBride	6-2
Cashmere Wright	6-0
Eddie Tyree	5-10

Returns:

Rashad Bishop, F	8.4 ppg/4.4 rpg/1.8 apg
Larry Davis, G	3.2 ppg/1.4 rpg
Dion Dixon, G	4.9 ppg/2.0 rpg
Alex Eppensteiner, G	0.0 ppg/0.0 rpg
Yancy Gates, F	10.4 ppg/5.9 rpg
Anthony McClain, C	0.8 ppg/1.4 rpg
JaQuon Parker, G	4.3 ppg/2.8 rpg/1.0 apg
Ibrahima Thomas, F/C	5.8 ppg/5.4 rpg
Eddie Tyree, G	0.7 ppg/0.0 rpg
Darnell Wilks, F	5.4 ppg/2.0 rpg
Cashmere Wright, G	5.4 ppg/2.0 rpg

Newcomers:

Sean Kilpatrick	R-Fr., G, 6-4
Justin Jackson	Fr., F, 6-8
Anthony McBride	So., G, 6-2

By Position:

Guard	8
Forward	5
Center	1

By Class:

Redshirt	1
Freshman	1
Redshirt Freshman	1
Sophomore	4
Junior	2
Senior	6

By State:

Ohio	4
New Jersey, Florida	2
Texas, Illinois, New York, Virginia, Senegal	1
Tennessee, Georgia	

Redshirt:

Kelvin Gaines	Fr., C, 6-10
---------------	--------------



Cincinnati head basketball coach Mick Cronin is a hometown guy who grew up in the neighborhoods of Cincinnati and is now coaching the hometown team. He was a part of the success in the past and is now putting his signature on one of college basketball's all-time great programs as the school's 26th head coach.

Since taking the reins of the program in late March of 2006, Cronin has been busy assembling his program piece by piece, recruiting the likes of UC's first back-to-back all-BIG EAST guard Deonta Vaughn, 2008-09 BIG EAST Conference All-Rookie forward and Cincinnati native Yancy Gates, and last year's BIG EAST Freshman of the Year and NBA Draft pick Lance Stephenson.

Over Cronin's four years at Cincinnati, the team has shown improvement each step of the way posting more overall victories each season (11 in 2006-07, 13 in 2007-08, 18 in 2008-09, and 19 in 2009-10) and becoming one of just six programs in the major conferences to do so. Last year, the program won 19 games, posted its second straight winning season under Cronin, while appearing in the NIT.

HEAD COACH MICK CRONIN

For Cronin, the idea of becoming the head coach at the University of Cincinnati started when he was just a child following his father Harold (Hep), a highly-successful local high school coach, around the gyms of Cincinnati. A product of LaSalle High School, Cronin had his coaching career start sooner than expected when a promising playing career ended due to a knee injury in high school.

That did not stop his desire to find his place in basketball. He punched his own ticket coaching varsity and junior varsity high school basketball, spending time as a video coordinator, and then as an assistant coach for the likes of Rick Pitino and Bob Huggins. His hard work and dedication made him one of the nation's top recruiters and one of the most highly-sought coaches when he accepted his first head coaching position in 2003 at Murray State University.

Cronin honed his skills as a head coach for three years at Murray State, compiling a 69-24 record and earning a pair of berths to the NCAA Tournament.

In his debut season as head coach, Cronin directed the Racers to a school-best 28-6 record, the Ohio Valley Conference Tournament championship, and an NCAA Tournament appearance. His 28 wins are the sixth most in NCAA history for a first-year head coach.

Before coming to Cincinnati, Cronin led Murray State to another OVC crown with a 24-6 overall record and 17-3 conference mark in 2005-06. The Racers laid claim to their second NCAA Tournament appearance in three years as they won the conference tournament and earned Cronin OVC Coach of the Year honors.

In 12 short years as an assistant and head coach,

Cronin has built a reputation for his ability to evaluate and recruit top talent.

In his stint at UC as an assistant coach from 1997-2001, Cronin made an immediate impact by recruiting several top players, including Steve Logan, a two-time Conference USA Player of the Year and possibly one of the five greatest players in the program's history. Those players helped build a recruiting base that included two Top 5- and a Top 10-rated classes over his final three seasons.

Following the 2000-01 season, Cronin was offered the opportunity to coach and gain new experiences with another of college basketball's greats, Rick Pitino, as the associate head coach and recruiting coordinator at Louisville.

In his very first year, he helped attract a Top 10 recruiting class, including Francisco Garcia, who went on to earn C-USA Freshman of the Year in 2003 and eventually was drafted by Sacramento.

While completing his undergraduate degree at UC, Cronin served as assistant varsity coach and head junior varsity coach at Woodward High. He compiled a 57-3 record as junior varsity mentor and helped the varsity claim three city championships.

Cronin made the jump from high school to college coaching during the 1996-97 season, serving as the Bearcats' video coordinator.

CRONIN VS. 2010-11 OPPONENTS

School	W-L	Last Meeting
Connecticut.....	2-3.....	2009-10
Dayton.....	1-1.....	2010-11
DePaul.....	3-3.....	2010-11
Florida A&M.....	1-0.....	2010-11
Georgetown.....	2-4.....	2009-10
Georgia Southern.....	1-0.....	2010-11
IPFW.....	1-0.....	2010-11
Louisville.....	2-4.....	2009-10
Marquette.....	0-3.....	2009-10
Miami (OH).....	4-0.....	2010-11
Mount St. Mary's (MD).....	1-0.....	2010-11
Notre Dame.....	2-3.....	2009-10
Oklahoma.....	1-0.....	2010-11
Pittsburgh.....	1-5.....	2009-10
Providence.....	1-4.....	2009-10
Rutgers.....	4-2.....	2009-10
Savannah State.....	1-0.....	2010-11
Seton Hall.....	2-3.....	2010-11
St. Francis (PA).....	1-0.....	2010-11
St. John's.....	3-3.....	2009-10
Syracuse.....	1-4.....	2010-11
Toledo.....	2-0.....	2010-11
USF.....	3-3.....	2010-11
Villanova.....	1-4.....	2010-11
Utah Valley.....	1-0.....	2010-11
West Virginia.....	3-3.....	2009-10
Wright State.....	1-0.....	2010-11
Xavier.....	2-3.....	2010-11

THE CRONIN COACHING FILE

Season	School (Conf.)	Position	Record/Conf.	Postseason (Record)
1996-97	Cincinnati (C-USA)	Video Coordinator		
1997-98	Cincinnati (C-USA)	Assistant Coach	27-6/14-2	NCAA West Regional (1-1)
1998-99	Cincinnati (C-USA)	Assistant Coach	27-6/12-4	NCAA East Regional (1-1)
1999-00	Cincinnati (C-USA)	Assistant Coach	29-4/16-0	NCAA South Regional (1-1)
2000-01	Cincinnati (C-USA)	Assistant Coach	25-10/11-5	NCAA West Regional (2-1)
2001-02	Louisville (C-USA)	Assoc. Head Coach	19-13/8-8	NIT (1-1)
2002-03	Louisville (C-USA)	Assoc. Head Coach	25-7/11-5	NCAA East Reg. (1-1)
2003-04	Murray State (OVC)	Head Coach	28-6/14-2	NCAA Atlanta Reg. (0-1)
2004-05	Murray State (OVC)	Head Coach	17-11/11-5	
2005-06	Murray State (OVC)	Head Coach	24-7/17-3	NCAA Washington Reg. (0-1)
Totals	3 years		69-24/42-10	.742/.808
2006-07	Cincinnati (BIG EAST)	Head Coach	11-19/2-14	
2007-08	Cincinnati (BIG EAST)	Head Coach	13-19/8-10	Col. Basketball Invit. (0-1)
2008-09	Cincinnati (BIG EAST)	Head Coach	18-14/8-10	
2009-10	Cincinnati (BIG EAST)	Head Coach	19-16/7-11	NIT (1-1)
2010-11	Cincinnati (BIG EAST)	Head Coach	16-2/3-2	
Totals	5 years		77-70/28-47	.524/.373
Overall Record as Head Coach	8 years		146-94/70-57	.608/.551

STARTING LINEUPS

Opponent	W/L	Starters	Lineup	Record
Mount St. Mary's	W, 69-59	Wright (G) Dixon (G) Wilks (F) Thomas (F) Gates (F)	1	1-0
IPFW	W, 65-59	Wright (G) Dixon (G) Bishop (F) Thomas (F) Gates (F)	2	2-0
Florida A&M	W, 76-51	Wright (G) Dixon (G) Bishop (F) Thomas (F) Gates (F)	2	3-0
Savannah State	W, 54-41	Wright (G) Dixon (G) Bishop (F) Thomas (F) Gates (F)	2	4-0
vs. Dayton	W, 68-34	Wright (G) Dixon (G) Bishop (F) Thomas (F) Gates (F)	2	5-0
Wright State	W, 77-69	Wright (G) Dixon (G) Bishop (F) Thomas (F) Gates (F)	2	6-0
at Toledo	W, 81-47	Wright (G) Dixon (G) Bishop (F) Thomas (F) Gates (F)	2	7-0
Utah Valley	W, 92-72	Wright (G) Dixon (G) Bishop (F) Thomas (F) Gates (F)	2	8-0
Georgia Southern	W, 99-54	Wright (G) Dixon (G) Bishop (F) Thomas (F) Gates (F)	2	9-0
vs. Oklahoma	W, 66-56	Wright (G) Dixon (G) Bishop (F) Thomas (F) Gates (F)	2	10-0
at Miami (OH)	W, 64-48	Wright (G) Dixon (G) Bishop (F) Thomas (F) Gates (F)	2	11-0
St. Francis (PA)	W, 94-58	Parker, (G) Davis (G) Kilpatrick (F) Wilks (F) McClain (F)	3	12-0
DePaul	W, 76-60	Wright (G) Dixon (G) Bishop (F) Thomas (F) Gates (F)	3	13-0
Seton Hall	W, 70-53	Wright (G) Dixon (G) Bishop (F) Thomas (F) Gates (F)	3	14-0
Xavier	W, 66-46	Wright (G) Dixon (G) Bishop (F) Thomas (F) Gates (F)	3	15-0
at Villanova	L, 72-61	Wright (G) Dixon (G) Bishop (F) Thomas (F) Gates (F)	3	15-1
USF	W, 74-66	Wright (G) Dixon (G) Bishop (F) Thomas (F) Gates (F)	3	16-1
at Syracuse	L, 67-52	Wright (G) Dixon (G) Bishop (F) Thomas (F) Gates (F)	3	16-2
at Notre Dame				
at St. John's				
Rutgers				
West Virginia				
at Pittsburgh				
at DePaul				
St. John's				
Louisville				
at Providence				
at Georgetown				
Connecticut				
at Marquette				
Georgetown				

THE START CHART

Player	2010-11	Career	Consec.
Rashad Bishop	16	86	6
Yancy Gates	17	58	6
Larry Davis	1	36	—
Ibrahima Thomas	17	39	6
Cashmere Wright	17	28	6
Dion Dixon	17	23	6
Jaquon Parker	1	9	—
Darnell Wilks	2	4	—
Anthony McClain	1	4	—
Sean Kilpatrick	1	1	—

BEARCATS RECORDS ...

	2006-07	2007-08	2008-09	2009-10	2010-11	Cronin		2006-07	2007-08	2008-09	2009-10	2010-11	Cronin
Home games	10-8	10-7	13-5	13-5	12-0	58-25	Out-rebound the opponent	9-5	10-11	13-4	17-8	14-0	63-28
Away games	0-9	3-11	4-7	2-9	2-2	11-38	Opponent out-rebounds UC	2-14	3-7	2-9	2-8	2-2	11-40
Neutral site games	1-2	0-1	1-2	4-2	2-0	8-7	Same number of rebounds	0-0	0-1	3-1	0-0	0-0	3-2
BIG EAST games	2-14	8-10	8-10	7-11	3-2	28-47	Commit fewer turnovers	7-11	4-5	9-3	7-6	14-1	41-26
vs. Top 25 teams	0-4	2-5	1-7	3-6	0-2	6-24	Commit the same or more TOs	4-8	9-14	9-11	12-10	2-0	36-43
vs. RPI Top 100 teams	2-13	7-12	5-11	8-15	2-2	24-53	Commit 12 or fewer turnovers	7-9	4-7	5-4	5-5	7-1	28-26
Overtime games	2-0	1-1	2-1	0-3	0-0	5-5	Outscore opponents' bench	6-8	8-6	15-9	19-11	14-2	62-36
Lead at halftime	6-1	10-3	11-3	13-4	16-0	56-11	1-3 point games	1-4	5-5	2-0	4-5	0-0	12-14
Trail at halftime	4-17	3-15	6-11	4-11	0-2	17-56	4-5 point games	0-1	2-1	2-1	3-2	0-0	7-5
Tied at halftime	1-1	0-1	1-0	2-1	0-0	4-3	6-10 point games	5-2	2-6	5-6	4-4	5-0	21-18
Lead with 10:00 remaining	10-1	9-1	14-1	13-3	16-0	62-6	11-19 point games	4-10	3-5	4-4	4-4	4-2	19-25
Trail with 10:00 remaining	1-18	1-18	3-13	6-11	0-2	11-61	20-plus point games	1-2	1-2	5-3	4-1	7-0	18-8
Tied with 10:00 remaining	0-0	3-0	1-0	0-2	0-0	4-2	Score 59 or fewer points	0-9	3-7	1-6	0-7	1-1	5-30
Lead with 5:00 remaining	9-3	11-1	17-1	18-2	16-0	71-7	Score 60-69 points	6-7	8-7	4-6	9-4	6-1	33-25
Trail with 5:00 remaining	0-16	2-17	1-13	0-13	0-2	3-60	Score over 70 points	5-3	2-5	13-2	10-5	9-0	39-15
Tied with 5:00 remaining	2-0	0-1	0-0	1-1	0-0	3-2	Hold opp. to 50 or fewer points	3-0	3-0	4-0	1-0	5-0	16-0
Lead with 2:00 remaining	10-2	11-1	16-0	18-2	16-0	71-5	Hold opp. to 51-60 points	3-4	5-1	6-2	9-2	8-0	31-9
Trail with 2:00 remaining	0-17	1-17	2-14	1-14	0-2	4-63	Hold opp. to 61-70 points	3-2	5-5	5-3	7-4	2-1	22-15
Tied with 2:00 remaining	1-0	1-1	0-0	—	0-0	2-1	Opp. scores 70-plus points	2-13	0-13	3-9	2-10	1-1	8-46
Shoot better from the field	8-2	8-3	13-1	15-4	13-0	57-10	November	5-1	4-2	5-1	4-1	5-0	23-5
Shoot worse from the field	3-17	5-16	5-13	4-12	3-2	20-60	December	4-3	1-5	5-2	5-2	9-0	24-12
Shoot 50% or better	0-2	—	4-1	8-1	3-0	15-4	January	1-7	5-4	4-4	5-4	2-2	17-22
Shoot below 50%	11-17	13-19	14-13	11-15	13-2	61-66	February	1-7	3-3	4-3	2-5	—	10-18
Opp. shoots 50% or better	1-9	0-6	0-6	0-2	2-1	2-24	March	0-1	0-5	0-4	3-4	—	3-14
Opp. shoots below 50%	10-10	13-13	18-8	19-14	14-1	74-46	Monday	0-0	1-0	3-2	2-2	2-0	8-4
Opp. shoots below 40%	7-1	6-1	9-3	10-3	11-0	43-8	Tuesday	0-2	1-1	1-2	4-2	2-0	8-7
Make 7 or fewer 3-pointers	10-12	8-12	7-11	13-12	12-1	49-48	Wednesday	4-5	4-5	4-1	7-3	4-0	23-14
Make more than 7 3-pointers	1-7	5-7	11-3	6-4	4-1	28-22	Thursday	0-1	0-2	3-0	1-2	2-0	6-5
Shoot more FTs than opp.	7-3	6-3	12-1	11-2	15-0	50-9	Friday	1-0	1-1	0-1	—	1-0	3-2
							Saturday	5-7	6-5	6-5	5-3	5-1	27-21
							Sunday	1-4	0-5	1-3	0-4	0-1	2-17

WIN/LOSS MARGIN

	1	2	3	4	5	6	7	8	9	10	11-15	16-29	30+
Wins (16)	—	—	—	—	—	1	—	2	—	2	1	6	4
Losses (2)	—	—	—	—	—	—	—	—	—	—	2	—	—

THE LAST TIME ...

Team

100 Points by a Team

By UC..... 105 vs. North Carolina A&T, 12/30/05
 By Opponent..... 105 by UCLA (2OT), 3/17/02

90 Points by a Team

By UC..... 94 vs. St. Francis (PA), 12/23/10
 By Opponent..... 96 by Connecticut, 3/9/08

30-plus Point Win

By UC..... 36 (94-58) vs. St. Francis, 12/23/10
 By Opponent..... 34 (84-50) at Marquette, 1/4/09

60 Percent Shooting by a Team

By UC..... .628 vs. St. John's, 2/11/09
 By Opponent..... .674 vs. Pittsburgh, 2/14/09

50 Percent Shooting by a Team

By UC..... .52 vs. St. Francis (PA), 12/23/10
 By Opponent..... .563 at Syracuse, 1/15/10

Cincinnati Played a Ranked Opponent

UC Win 71-69 vs. No. 10/10 Connecticut, 12/30/09
 UC Loss..... 67-52 at No. 4/4 Syracuse, 1/15/11

Overtime Game

UC Win 64-62 at Georgetown, 2/7/09
 UC Loss..... 79-76 vs. Marquette, 2/21/10

Double Overtime Game

UC Win 76-70 vs. Northern Iowa, 11/24/04
 UC Loss..... 83-79 (2OT) at Xavier, 12/13/09

Triple Overtime Game

UC Win 75-73 (7OT*) vs. Bradley, 12/21/81
 UC Loss..... 89-85 (4OT) vs. Memphis, 1/31/81
 * - NCAA record.

Individual

40 Points by a Player

By UC ... 41, Steve Logan vs. Southern Mississippi, 2/15/02
 By Opponent..... 41, Dell Curry, Virginia Tech, 1985-86

30 Points by a Player

By UC 34, Deonta Vaughn vs. Notre Dame, 2/4/09
 By Opponent. 37, Luke Harangody, at Notre Dame, 2/4/10

20 Rebounds by a Player

By UC 20, Cedric McGowan vs. DePaul, 1/4/06
 By Opponent..... four times

15 Rebounds by a Player

By UC 16, Mike Williams, 12/20/08
 By Opponent.... 15, Greg Monroe, vs. Georgetown, 3/6/10

Two Players with 20 or More Points in Same Game

By UC Deonta Vaughn (34) and Larry Davis (21)
 vs. Notre Dame, 2/4/09
 By Opponent.... Jimmy Butler (20), D. Johnson-Odom (20)
 vs. Marquette, 2/21/10

Two Players with 10 or More Reb. in Same Game

By UC .. Ibrahima Thomas (10) and Lance Stephenson (10)
 vs. DePaul, 2/24/10
 By Opponent... Jamarr Sanders (11) and Elijah Millsap (15)
 at UAB, 12/16/09

10 Assists by a Player

By UC 10, Deonta Vaughn at Marquette, 1/4/09
 By Opponent..... 10, Chris Howard, at USF, 2/14/09

Five Steals by a Player

By UC 5, Darnell Wilks vs. Utah Valley, 12/11/10
 By Opponent..... 5, Greg Monroe, Georgetown, 2/7/09

Five Blocked Shots by a Player

By UC 6, Eric Hicks vs. USF, 1/31/06
 By Opponent..... 5, Hamady Ndiaye, vs. Rutgers, 3/9/10

Double-Double by a UC Player

UC Win Yancy Gates (22 pts., 14 reb.)
 vs. Xavier, 1/6/11
 UC Loss Yancy Gates (16 pts., 14 reb.)
 vs. No. 23/rv Pittsburgh, 1/4/10

Triple-Double by a UC Player

By UC Eric Hicks (22 pts., 12 reb., 10 blks.)
 vs. Marquette, 1/7/06

UC Player Led Team in Points, Reb., Assists

By UC Yancy Gates (12 pts., 9 reb., t-3 asst.)
 vs. Savannah State, 11/24/10

A Player Won a Game in the Final Seconds

By UC Lance Stephenson free throw with 1 sec. left
 UC defeated Rutgers, 69-68, 3/9/10
 By Opponent..... Da'Sean Butler 3-pointer as time expired
 West Virginia defeated UC, 54-51, 3/11/10

Four Players Scored in Double Figures

By UC Sean Kilpatrick (18), Darnell Wilks (12)
 Dion Dixon (11), Cashmere Wright (11),
 vs. USF, 1/13/11

Five Players Scored in Double Figures

By UC Rashad Bishop (17), Dion Dixon (15),
 Cashmere Wright (15), Yancy Gates (14),
 Ibrahima Thomas (11)
 vs. Utah Valley, 12/11/10

Six Players Scored in Double Figures

By UC Rashad Bishop (12), Ibrahima Thomas (12),
 Yancy Gates (12), Dion Dixon (12),
 Larry Davis (11), Sean Kilpatrick (10)
 vs. Georgia Southern, 12/14/10

Seven Players Scored in Double Figures

By UC Rashad Bishop (14), Dion Dixon (13),
 Steve Toyloy (13), Deonta Vaughn (12),
 Darnell Wilks (12), Jaquon Parker (10), Yancy Gates (10)
 vs. Texas Southern, 12/1/09

CRONIN ERA UC BESTS

Most Points Scored

99 (W, 99-54) vs. Georgia Southern 12/14/10
 96 (W, 96-83) vs. West Virginia 1/20/07

Most Points Scored (Half)

56 (W, 93-83) vs. Notre Dame (2nd) 2/4/09
 56 (W, 92-72) vs. Utah Valley (1st) 12/11/10

Highest FG Percentage

.628 (27-43) vs. St. John's 2/11/09
 .574 (35-61) vs. Texas Southern 12/1/09

Highest 3-Pt. Percentage

.600 (6-10) vs. St. John's 2/11/09
 .583 (7-12) at Georgetown 1/27/07
 .583 (14-24) vs. Central Michigan 11/25/06

Most Rebounds

54 vs. Louisville (BE Championship) 3/10/10
 54 vs. Western Illinois 11/22/08

Most Assists

27 vs. Toledo 11/18/09
 24 vs. Georgia Southern 12/14/10

Most Blocked Shots

10 vs. Western Illinois 11/22/08
 8 vs. Lipscomb 12/19/09

Most Steals

15 vs. Arkansas-Pine Bluff 12/22/09
 13 at Providence 2/6/07
 13 vs. North Carolina State 12/23/06

Most Forced Turnovers

32 vs. North Carolina State 12/23/06
 24 vs. Arkansas-Pine Bluff 12/22/08

Fewest Points Allowed

34 vs. Dayton 11/27/10
 39 vs. Howard 11/10/06
 at West Virginia 1/30/08

Fewest Points Allowed (Half)

15 vs. Dayton (2nd) 11/27/10
 15 Western Illinois (1st) 11/22/08
 15 vs. Howard (1st) 11/10/06
 16 at West Virginia (2nd) 1/30/08
 16 vs. Arkansas-Pine Bluff (1st) 12/22/08
 16 vs. Cal State Bakersfield (1st) 1/6/10

Lowest FG Percentage Allowed

.200 (12-60) vs. Dayton 11/27/10
 .200 (10-50) at West Virginia 1/30/08
 .214 (12-56) vs. Howard 11/10/06

Lowest 3-Pt. FG Percentage Allowed

.000 (0-4) vs. Texas Southern 11/18/08
 .045 (1-22) at West Virginia 1/30/08
 .111 (2-18) at Memphis 12/29/08

Biggest Win

45 (99-54) vs. Georgia Southern 12/14/10
 37 (94-57) vs. Texas Southern 12/1/09
 36 (94-58) vs. St. Francis (PA) 12/23/10
 34 (81-47) at Toledo 12/4/10
 34 (68-34) vs. Dayton 11/27/10

SPECIALTY STATISTICS

Opponent	Result	In Paint	Off TO	2nd Chance	Fast Break	Bench
Mount St. Mary's Cincinnati	W, 69-59	30	9	2	8	19
IPFW Cincinnati	W, 65-59	24	18	11	0	9
Florida A&M Cincinnati	W, 76-51	22	13	10	6	22
Savannah State Cincinnati	W, 54-41	18	8	5	2	0
Dayton Cincinnati	W, 68-34	18	4	4	7	18
Wright State Cincinnati	W, 77-69	30	12	8	9	8
Toledo Cincinnati	W, 81-47	20	5	7	0	8
Utah Valley Cincinnati	W, 92-72	28	10	10	3	18
Georgia Southern Cincinnati	W, 99-54	32	17	6	10	4
Oklahoma Cincinnati	W, 66-56	16	15	8	2	3
Miami Cincinnati	W, 64-48	16	5	5	2	9
St. Francis (PA) Cincinnati	W, 94-58	14	10	11	6	10
DePaul Cincinnati	W, 76-60	32	5	16	4	19
Seton Hall Cincinnati	W, 70-53	16	15	8	10	21
Xavier Cincinnati	W, 66-46	28	5	11	0	2
Villanova Cincinnati	L, 72-611	16	11	6	4	12
USF Cincinnati	W, 74-66	26	13	8	8	27
Syracuse Cincinnati	L, 67-52	30	11	13	11	22
Cincinnati Totals		522	357	232	149	426
Average		29.0	19.8	12.9	8.3	23.7
Opponents Totals		416	206	148	96	209
Average		23.1	11.4	8.2	5.3	12.8

DOUBLE-DIGIT LEADERS

Double-Figure Scoring Games

	2010-11		Career	
	No.	Record	No.	Record
Yancy Gates	12	11-1	52	34-18
Dion Dixon	12	11-1	28	20-8
Rashad Bishop	7	6-1	23	15-8
Larry Davis	3	3-0	21	13-8
Cashmere Wright	8	8-0	13	11-2
Ibrahima Thomas	5	5-0	11	9-2
Jaquon Parker	0	0-0	3	3-0
Darnell Wilks	2	2-0	5	5-0
Sean Kilpatrick	8	7-1	8	7-1
Anthony McClain	0	0-0	2	2-0

Double-Figure Rebounding Games

Yancy Gates	3	3-0	10	9-1
Dion Dixon	0	0-0	2	2-0
Ibrahima Thomas	3	3-0	6	6-0

Double-Doubles

Yancy Gates	3	3-0	10	9-1
Dion Dixon	0	0-0	1	1-0
Ibrahima Thomas	2	2-0	3	3-0

20-Point Games

Yancy Gates	0	0-0	2	2-0
Rashad Bishop	0	0-0	1	1-0
Dion Dixon	2	2-0	2	2-0
Sean Kilpatrick	3	3-0	3	3-0
Cashmere Wright	0	0-0	1	1-0
Larry Davis	1	1-0	2	2-0

30-Point Games

None

OVERTIME GAMES

Date	Result	No. OT	Site
Boyd Chambers: 3-0			
12/13/1922	W UC 33, Maine 32	1	Sch
12/19/1927	W UC 40, L.B. Harrison 37	1	A
1/14/1928	W UC 36, Miami (OH) 35	1	A
Frank Rice: 1-3			
1/3/1929	L Wittenberg 45, UC 40	1	A
1/4/1930	L Central YMCA 34, UC 30	1	A
2/19/1930	W UC 37, Dayton 35	1	Sch
1/12/1932	L Ohio Wesleyan 26, UC 24	1	Sch
John Halliday: 0-1			
1/21/1933	L Ohio 32, UC 28	1	Sch
Tay Brown: 0-2			
12/28/1933	L Wilmington 25, UC 22	1	Sch
1/22/1935	L Ohio Wesleyan 41, UC 39	2	Sch
Walter Van Winkle: 0-0			
Clark Ballard: 2-0			
12/22/1939	W UC 40, Wilmington 36	2	Sch
1/25/1940	W UC 38, Wilmington 37	1	A
Bob Reuss: 0-1			
2/12/1943	L West. Reserve 55, UC 52	1	XS
Ray Farnham: 0-0			
John Wiethe: 1-4			
1/10/1948	L Valparaiso 75, UC 69	1	MH
2/17/1948	L Ohio 64, UC 62	1	A
2/7/1950	L DePaul 67, UC 59	2	A
2/11/1950	W UC 69, West Virginia 64	1	A
3/11/1951	L St. Bonaventure 70, UC 67	2	N
George Smith: 3-1			
3/14/1955	W UC 85, Niagara 83	2	N
2/8/1956	L Xavier 79, UC 72	1	FH
1/5/1959	W UC 85, Bradley 84	2	FH
1/12/1959	W UC 64, N. Texas State 56	1	A
Ed Jucker: 4-5			
1/5/1961	W UC 74, Houston 71	1	FH
3/25/1961	W UC 70, Ohio State 65	1	N
1/10/1962	L Bradley 70, UC 68	1	A
1/31/1963	W UC 65, Drake 60	1	FH
3/23/1963	L Loyola (Ill.) 60, UC 58	1	N
1/18/1964	L Drake 76, UC 66	1	A
2/10/1964	W UC 66, Houston 59	1	A
2/15/1964	L Wichita State 59, UC 58	1	FH
1/19/1965	L Louisville 82, UC 80	3	A
Tay Baker: 7-2			
12/3/1966	W UC 77, Wisconsin 70	1	A
12/10/1966	W UC 45, Miami (OH) 44	1	CG
12/22/1966	W UC 89, TCU 88	1	FH
1/7/1967	W UC 74, N. Texas State 71	2	FH
3/3/1967	W UC 79, Xavier 69	1	CG
12/5/1967	L Tulsa 65, UC 64	1	FH
12/16/1967	W UC 58, Kansas State 56	1	A
12/17/1970	W UC 73, Iowa 70	1	A
2/5/1972	L Toledo 89, UC 87	1	FH
Gale Catlett: 2-2			
12/23/1972	L Tulsa 92, UC 86	1	A
1/8/1973	L La.-Lafayette 94, UC 88	1	N
3/21/1975	W UC 95, Notre Dame 87	1	N
1/23/1978	W UC 87, Pittsburgh 80	1	RC

Date	Result	No. OT	Site
Ed Badger: 3-5			
1/10/1979	W UC 78, Pittsburgh 75	1	A
12/29/1979	L Duke 87, UC 75	1	A
12/10/1980	L Miami (OH) 91, UC 87	1	A
3/29/80	L Florida State 79, UC 69	2	N
1/31/1981	L Memphis 89, UC 85	4	RC
12/21/1981	W UC 75, Bradley 73	7	A
2/6/1982	L Boston Univ. 52, UC 50	1	A
12/21/1982	W UC 88, Marshall 81	1	RC
Tony Yates: 2-5			
1/18/1986	W UC 107, Virginia Tech 104	2	RC
2/20/1986	L Loyola (Ill.) 74, UC 72	1	A
1/20/1988	L Louisville 91, UC 89	1	CG
1/25/1988	L Memphis 75, UC 70	1	A
1/30/1988	W UC 76, Dayton 74	1	CG
3/5/1988	L South Carolina 78, UC 76	1	A
1/9/1989	L Southern Miss 85, UC 84	1	CG
Bob Huggins: 14-11			
1/31/1990	L Xavier 90, UC 89	1	A
3/8/1990	W UC 65, Florida State 64	1	N
2/16/1991	L Virginia Tech 85, UC 81	1	A
3/18/1991	L Oklahoma 89, UC 81	1	A
2/1/1993	W UC 74, Miami (OH) 68	1	A
3/29/1993	L North Carolina 75, UC 68	1	N
1/19/1994	L Xavier 82, UC 76	1	A
2/13/1994	W UC 89, Marquette 82	2	A
12/13/1994	W UC 91, Minnesota 88	1	A
2/3/1995	L Memphis 74, UC 69	1	A
3/9/1995	W UC 96, DePaul 95	1	N
3/7/1996	W UC 62, Saint Louis 59	1	N
3/9/1996	W UC 85, Marquette 84	1	N
12/27/1997	W UC 74, Massachusetts 66	1	N
1/22/1998	L Marquette 66, UC 63	1	A
12/16/1998	W UC 62, Minnesota 61	1	A
3/6/1999	L DePaul 61, UC 60	1	A
12/22/2000	W UC 77, Alabama 74	1	N
1/21/2001	L Saint Louis 71, UC 62	1	A
1/28/2001	W UC 78, Wake Forest 72	1	SC
2/18/2001	L Marquette 66, UC 63	1	SC
3/3/2002	W UC 80, Memphis 75	1	SC
3/17/2002	L UCLA 105, UC 101	2	N
2/21/2004	W UC 66, Louisville 61	1	SC
11/24/04	W UC 76, Northern Iowa 70	2	SC
Andy Kennedy: 1-1			
11/19/05	W UC 79, Murray St. 75	1	SC
1/19/06	L Xavier 73, UC 71	1	A
Mick Cronin: 5-5			
1/20/07	W UC 96, West Virginia 83	1	SC
2/28/07	W UC 70, Seton Hall 67	1	SC
2/9/08	W UC 72, Rutgers 68	1	SC
3/2/08	L Providence 81, UC 79	1	A
12/20/08	W UC 85, Eastern Kentucky 77	1	SC
2/7/09	W UC 64, Georgetown 62	1	SC
3/7/09	L Seton Hall 67, UC 63	1	SC
11/25/09	L Gonzaga 61, UC 59	1	N
12/13/09	L Xavier 83, UC 79	2	A
2/21/10	L Marquette 79, UC 76	1	SC

Notes on Overtime Games

UC's Overall Record: 48-48

1 OT Games: 40-40

2 OT Games: 7-6

3 OT Games: 0-1

4 OT Games: 0-1

7 OT Games: 1-0

Records in Overtime Games

Home **24-16** **.600**

Schmidlapp Gym 3-4 429

Schmidt Fieldhouse 0-1 000

Music Hall 0-1 000

Armory Fieldhouse 5-4 556

Cincinnati Gardens 3-2 600

U.S. Bank Arena 3-1 750

Fifth Third Arena 10-3 769

Away **15-25** **.375**

Neutral **9-7** **.563**

Current Streak: Lost —4

Longest Winning Streak: 5 (Tay Baker - 1966-67)

Longest Losing Streak: 4 (Bob Reuss, 1943 - John Wiethe, 1950)

- On Dec. 21, 1981 Cincinnati and Bradley played an NCAA-record 7-overtime game which UC won, 75-73.
- Cincinnati has been involved in two of the five NCAA tournament championship games to go into overtime. The Bearcats defeated Ohio State, 70-65, in 1961 but lost to Loyola (Ill.), 60-58, in 1963.
- In 1966-67, Cincinnati played six overtime games, winning five.
- Most Frequent Overtime Opponents

Xavier	1-5
Marquette	2-2
Miami (OH)	3-1
Memphis	1-3

UC Coaches in Overtime Games

Coch (Years)	No.	Record	Pct.
Bob Huggins (1989-2005)	25	14-11	.560
Mick Cronin (2006-pres.)	10	5-5	.500
Tay Baker (1965-72)	9	7-2	.778
Ed Jucker (1960-65)	9	4-5	.444
Ed Badger (1978-83)	8	3-5	.375
Tony Yates (1983-89)	7	2-5	.286
John Wiethe (1946-52)	5	1-4	.200
George Smith (1952-60)	4	3-1	.750
Gale Catlett (1972-78)	4	2-2	.500
Frank Rice (1928-32)	4	1-3	.250
Boyd Chambers (1918-28)	3	3-0	1.000
Clark Ballard (1939-42)	2	2-0	1.000
Andy Kennedy (2005-06)	2	1-1	.250
Tay Brown (1933-37)	2	0-2	.000
John Halliday (1932-33)	1	0-1	.000
Bob Reuss (1942-44)	1	0-1	.000
Walter Van Winkle (1937-39)	0	—	—
Ray Farnham (1944-46)	0	—	—

GAME 1 - NOV. 15, 2010
MOUNT ST. MARY'S VS. CINCINNATI

Mount St. Mary's 59 - 0-2

#	Player	Total			3-Ptr			Rebounds			PF	TP	A	TO	Bk	St	Min
		FG-FGA	FG-FGA	FT-FTA	FG-FGA	FG-FGA	FT-FTA	Off	Def	Tot							
10	ATUPEM, Shawn	f	5-12	0-0	4-5	3	4	7	4	14	2	6	1	1	31		
35	BARBER, Raven	f	3-6	0-0	3-4	0	3	3	1	9	0	1	1	1	26		
28	MORFLEET, Julian	g	3-10	1-6	0-0	0	6	6	5	7	3	1	0	2	37		
30	GOLLADAY, David	g	0-2	0-0	0-0	0	1	1	2	0	1	4	0	1	16		
31	TRICE, Lamar	g	5-10	0-2	0-1	1	4	5	3	10	3	5	0	1	32		
12	CASTELLANOS, Josh	g	2-6	0-1	4-6	0	0	0	2	8	2	1	0	0	30		
24	WELLS, Jacolby	g	0-1	0-0	0-0	0	1	1	0	0	0	0	0	0	2		
34	JACKSON, Tayvon	g	0-1	0-0	0-0	3	0	3	0	0	0	0	0	0	4		
42	THOMPSON, Darryl	g	5-7	0-0	1-2	2	1	3	2	11	0	1	0	1	22		
Team						1	3	4			1						
Totals			23-55	1-9	12-18	10	23	33	19	59	11	20	2	7	200		

FG % 1st Half: 9-25 36.0% 2nd half: 14-30 46.7% Game: 23-55 41.8%
 3FG % 1st Half: 0-4 0.0% 2nd half: 1-5 20.0% Game: 1-9 11.1%
 FT % 1st Half: 3-5 60.0% 2nd half: 9-13 69.2% Game: 12-18 66.7%

Cincinnati 69 - 1-0

#	Player	Total			3-Ptr			Rebounds			PF	TP	A	TO	Bk	St	Min
		FG-FGA	FG-FGA	FT-FTA	FG-FGA	FG-FGA	FT-FTA	Off	Def	Tot							
15	WILKS, Darnell	f	1-1	0-0	1-2	1	2	3	1	3	0	0	0	0	7		
32	THOMAS, Ibrahimia	f	3-5	1-2	2-2	0	2	2	4	9	0	2	0	0	12		
34	GATES, Yancy	f	7-16	0-0	1-3	4	6	10	5	15	2	3	1	0	30		
01	WRIGHT, Cashmere	g	1-4	0-1	1-6	0	2	2	1	3	4	5	0	3	22		
03	DIXON, Dion	g	1-6	0-0	1-2	3	3	6	1	3	0	3	1	2	33		
05	JACKSON, Justin	g	0-3	0-1	0-0	1	3	4	3	0	2	0	2	3	26		
11	DAVIS, Larry	g	1-7	0-2	0-0	1	0	1	1	3	1	1	0	0	12		
22	BISHOP, Rashad	g	1-7	0-2	6-6	1	2	3	0	8	0	1	0	2	15		
28	KILPATRICK, Sean	g	6-11	3-6	6-7	1	2	3	0	21	1	1	0	2	24		
30	McCLAIN, Anthony	g	1-1	0-0	0-0	1	0	1	2	1	0	0	0	5			
44	PARKER, JaQuan	g	0-1	0-1	2-2	1	0	1	2	2	0	1	0	0	14		
Team						1	1	2									
Totals			22-57	5-15	20-30	15	23	38	19	69	11	17	4	12	200		

FG % 1st Half: 15-33 45.5% 2nd half: 7-24 29.2% Game: 22-57 38.6%
 3FG % 1st Half: 5-10 50.0% 2nd half: 0-5 0.0% Game: 5-15 33.3%
 FT % 1st Half: 5-8 62.5% 2nd half: 15-22 68.2% Game: 20-30 66.7%

Officials: Tim Higgins, Mike Eades, Clarence Armstrong
 Technical fouls: Mount St. Mary's-None, Cincinnati-None.
 Attendance: 4063

Score by periods	1st	2nd	Total
Mount St. Mary's	21	38	59
Cincinnati	40	29	69

Left FG - MOUNT 2nd-00:59, CIN 2nd-02:57.
 Largest lead - MOUNT by 2 1st-17:36, CIN by 21 1st-01:30.

Points	In	Off	2nd	Fast	Bench
MOUNT	30	9	2	8	19
CIN	30	18	14	4	36

Score tied - 4 times.
 Lead changed - 2 times.

GAME 3 - NOV. 22, 2010
FLORIDA A&M VS. CINCINNATI

Florida A&M 51 - 2-2

#	Player	Total			3-Ptr			Rebounds			PF	TP	A	TO	Bk	St	Min
		FG-FGA	FG-FGA	FT-FTA	FG-FGA	FG-FGA	FT-FTA	Off	Def	Tot							
22	STEVENS, Armin	f	3-7	0-2	0-2	2	2	4	0	6	2	0	0	1	24		
32	JACKSON, Larry	f	1-6	0-0	4-5	0	5	5	1	6	0	1	1	0	25		
42	CROWDER, Yannick	f	0-2	0-0	1-2	0	3	3	3	1	0	2	2	1	28		
05	JENKINS, Rasheem	g	2-7	0-3	2-2	0	2	2	2	6	1	2	0	1	21		
20	HOSLEY, Brandon	g	4-9	2-5	0-1	0	1	1	0	10	1	2	0	1	23		
01	MOORE, Avery	g	1-4	0-3	0-0	0	0	0	0	2	0	0	0	1	11		
02	WATSON, Chris	g	1-2	1-2	0-0	0	1	1	0	3	0	1	0	1	10		
03	WALKER, Christopher	g	1-4	0-0	0-0	0	3	3	2	2	1	0	1	0	12		
11	BROWN, Isaac	g	0-0	0-0	0-0	0	0	0	0	0	0	0	0	0	3		
12	LEWIS, Reggie	g	2-3	1-1	0-0	0	0	0	1	5	0	1	0	0	14		
21	BENT, Cecil	g	3-8	0-0	1-2	2	1	3	4	7	0	0	0	1	13		
25	DEAN, Jeremy	g	1-4	0-1	1-2	1	0	1	3	3	1	1	1	0	16		
Team						3	1	4									
Totals			19-56	4-17	9-16	8	19	27	16	51	6	11	5	7	200		

FG % 1st Half: 7-25 28.0% 2nd half: 12-31 38.7% Game: 19-56 33.9%
 3FG % 1st Half: 3-7 42.9% 2nd half: 1-10 10.0% Game: 4-17 23.5%
 FT % 1st Half: 7-11 63.6% 2nd half: 2-5 40.0% Game: 9-16 56.3%

Cincinnati 76 - 3-0

#	Player	Total			3-Ptr			Rebounds			PF	TP	A	TO	Bk	St	Min
		FG-FGA	FG-FGA	FT-FTA	FG-FGA	FG-FGA	FT-FTA	Off	Def	Tot							
22	BISHOP, Rashad	f	3-5	2-3	0-0	2	4	6	1	8	0	1	0	0	24		
32	THOMAS, Ibrahimia	f	4-7	0-1	3-4	2	4	6	1	11	0	0	0	0	22		
34	GATES, Yancy	f	5-12	0-0	1-2	4	7	11	2	11	1	3	4	2	33		
01	WRIGHT, Cashmere	g	5-12	4-8	4-5	0	4	4	1	18	8	0	0	2	31		
03	DIXON, Dion	g	5-9	4-6	0-0	0	1	1	2	14	3	1	0	1	24		
05	JACKSON, Justin	g	0-1	0-0	1-2	0	2	2	4	1	1	1	0	0	10		
11	DAVIS, Larry	g	0-1	0-1	1-2	0	0	0	0	1	0	1	0	0	7		
15	WILKS, Darnell	g	1-2	0-1	0-0	1	3	4	1	2	1	0	0	0	11		
28	KILPATRICK, Sean	g	1-6	1-4	0-0	1	1	2	1	3	4	2	0	1	19		
30	McCLAIN, Anthony	g	0-0	0-0	3-6	1	1	2	3	0	2	0	0	0	5		
44	PARKER, JaQuan	g	1-4	1-3	1-2	2	3	5	1	4	0	0	0	0	14		
Team						2	1	3									
Totals			25-59	12-27	14-23	15	31	46	16	76	18	11	4	6	200		

FG % 1st Half: 12-31 38.7% 2nd half: 13-28 46.4% Game: 25-59 42.4%
 3FG % 1st Half: 6-14 42.9% 2nd half: 6-13 46.2% Game: 12-27 44.4%
 FT % 1st Half: 7-11 63.6% 2nd half: 7-12 58.3% Game: 14-23 60.9%

Officials: Pat Driscoll, Tony Crisp, Brent Hampton
 Technical fouls: Florida A&M-None, Cincinnati-None.
 Attendance: 4116

Score by periods	1st	2nd	Total
Florida A&M	24	27	51
Cincinnati	37	39	76

Left FG - FAMU 2nd-00:06, CIN 2nd-01:17.
 Largest lead - FAMU None, CIN by 27 2nd-01:17.

Points	In	Off	2nd	Fast	Bench
FAMU	22	13	10	6	22
CIN	20	13	13	4	34

Score tied - 0 times.
 Lead changed - 0 times.

GAME 2 - NOV. 20, 2010
IPFW VS. CINCINNATI

IPFW 59 - 1-2, 0-0 Summit

#	Player	Total			3-Ptr			Rebounds			PF	TP	A	TO	Bk	St	Min
		FG-FGA	FG-FGA	FT-FTA	FG-FGA	FG-FGA	FT-FTA	Off	Def	Tot							
11	PECKINPAUGH, John	f	2-4	0-1	0-0	1	2	3	4	4	1	3	0	1	33		
44	McCORKLE, Trey	f	6-12	0-0	0-0	3	1	4	3	12	2	1	0	1	36		
04	GAINES, Frank	g	6-9	1-2	3-3	2	9	11	5	16	1	0	0	3	28		
10	PLACKEMEIER, Zach	g	1-6	1-5	2-2	0	2	2	4	5	3	0	3	3	33		
12	BOTTS, Ben	g	5-11	3-7	0-0	0	1	1	2	13	1	2	0	2	31		
05	SMEATHERS, Jason	g	1-3	1-2	2-2	0	1	1	1	5	0	0	2	0	13		
22	DIXON, Jeremy	g	1-6	1-2	1-2	0	0	0	1	4	2	2	0	2	15		
24	KOVALOV, Oleg	g	0-0	0-0	0-0	0	0	0	0	0	0	0	0	0	3		
36	BOYD, Antwaun	g	0-0	0-0	0-0	1	0	1	2	0	1	4	0	0	8		
Team						0	1	1		1							
Totals			22-55	7-19	8-9	7	17	24	23	59	13	16	2	12	200		

FG % 1st Half: 12-25 48.0% 2nd half: 10-26 38.5% Game: 22-51 43.1%
 3FG % 1st Half: 3-8 37.5% 2nd half: 2-11 18.2% Game: 7-19 36.8%
 FT % 1st Half: 3-4 75.0% 2nd half: 5-5 100.0% Game: 8-9 88.9%

Cincinnati 65 - 2-0, 0-0 BE

#	Player	Total			3-Ptr			Rebounds			PF	TP	A	TO	Bk	St	Min
		FG-FGA	FG-FGA	FT-FTA	FG-FGA	FG-FGA	FT-FTA	Off	Def	Tot							
22	BISHOP, Rashad	f	2-3	1-2	6-6												

GAME 9 - DEC. 14, 2010
GEORGIA SOUTHERN VS. CINCINNATI

Georgia Southern 54 - 3-7

#	Player	Total			3-Ptr			Rebounds			PF	TP	A	TO	Blk	Stl	Min
		FG	FGA	FT	FTA	FG	FGA	FT	FTA	Off							
02	SPENCER, Rory	f	7-16	0-0	2-2	2	7	9	2	16	1	0	2	0	0	28	
00	DRAYTON III, Ben	g	3-11	0-1	2-2	0	1	1	3	8	6	0	0	2	36		
00	FERGUSON, Eric	g	7-13	0-0	2-6	4	3	7	5	16	3	2	1	0	31		
05	HEWITT, Jelani	g	1-7	0-4	1-2	1	4	5	2	3	2	5	0	0	28		
11	BUSSEY, Tre	g	3-7	1-3	0-0	0	2	2	7	1	3	0	0	0	34		
10	BAYNHAM, Marvin	g	1-2	0-0	0-1	0	1	1	5	2	1	1	1	0	15		
12	JAMES, Zuri	g	0-0	0-0	0-0	0	0	0	0	0	0	0	0	0	1		
32	BASKERVILLE, Camero	g	1-1	0-0	0-0	1	1	2	4	2	0	4	0	0	22		
46	MIKE, Sam	g	0-1	0-0	0-0	0	0	0	1	0	0	0	0	0	5		
	Team					1	0	1									
Totals			23-58	1-8	7-13	9	19	28	24	54	14	15	4	6	200		

FG % 1st Half: 9-25 36.0% 2nd half: 14-33 42.4% Game: 23-58 39.7%
 3FG % 1st Half: 1-5 20.0% 2nd half: 0-3 0.0% Game: 1-8 12.5%
 FT % 1st Half: 4-10 40.0% 2nd half: 3-3 100.0% Game: 7-13 53.8%

Cincinnati 99 - 8-0

#	Player	Total			3-Ptr			Rebounds			PF	TP	A	TO	Blk	Stl	Min
		FG	FGA	FT	FTA	FG	FGA	FT	FTA	Off							
22	BISHOP, Rashad	f	4-4	2-2	2-2	0	3	3	4	12	3	1	1	2	17		
32	THOMAS, Ibrahima	f	4-8	0-1	4-5	1	4	5	1	12	2	0	2	2	22		
34	GATES, Yancy	f	6-8	0-0	0-1	3	3	6	2	12	1	0	3	0	18		
01	WRIGHT, Cashmere	g	3-4	1-1	2-2	0	3	3	2	9	7	2	0	1	19		
03	DIXON, Dion	g	4-12	1-2	3-3	0	1	1	12	2	1	0	0	0	17		
02	TYREE, Eddie	g	1-1	0-0	0-1	0	0	0	1	2	0	0	0	0	2		
06	JACKSON, Justin	g	2-7	0-0	0-1	2	3	5	1	4	3	0	0	0	17		
10	EPENSTEINER, Alex	g	0-1	0-0	2-2	0	0	0	2	0	0	0	0	0	3		
11	DAVIS, Larry	g	4-4	1-1	2-4	0	0	0	11	1	1	0	1	17			
15	WILKS, Darnell	g	1-4	0-0	1-2	4	4	8	4	3	2	1	1	0	16		
23	KILPATRICK, Sean	g	3-8	1-4	3-3	0	4	4	10	3	2	0	1	23			
25	McBRIDE, Anthony	g	0-0	0-0	0-0	0	0	0	0	0	0	0	0	3			
30	McCLAIN, Anthony	g	2-3	0-0	0-0	1	1	2	0	4	0	0	0	0	9		
44	PARKER, JaQuon	g	1-3	0-1	4-4	0	4	4	0	6	2	1	0	1	17		
	Team					1	0	1									
Totals			35-63	6-12	23-30	12	30	42	16	99	26	9	7	8	200		

FG % 1st Half: 19-36 52.8% 2nd half: 16-27 59.3% Game: 35-63 55.6%
 3FG % 1st Half: 2-4 50.0% 2nd half: 4-8 50.0% Game: 6-12 50.0%
 FT % 1st Half: 10-13 76.9% 2nd half: 13-17 76.5% Game: 23-30 76.7%

Officials: Earl Walton, Roger Ayers, Chris Beaver
 Technical fouls: Georgia Southern-BAYNHAM, Marvin. Cincinnati-BISHOP, Rashad.
 Attendance: 1

Score by periods	1st	2nd	Total
Georgia Southern	23	31	54
Cincinnati	50	49	99

	In	Off	2nd	Fast	Bench
Points	Paint	T/O	Chance	Break	
OSU	32	17	6	10	4
CIN	64	19	15	20	42

Lost FG - OSU 2nd-00:56, CIN 2nd-00:07.
 Largest lead - OSU None, CIN by 48 2nd-08:08.

Score tied - 0 times.
 Lead changed - 0 times.

GAME 10 - DEC. 18, 2010
CINCINNATI AT OKLAHOMA (OKLAHOMA CITY)

Cincinnati 66 - 10-0

#	Player	Total			3-Ptr			Rebounds			PF	TP	A	TO	Blk	Stl	Min
		FG	FGA	FT	FTA	FG	FGA	FT	FTA	Off							
22	BISHOP, Rashad	f	3-8	0-4	3-3	0	5	5	0	9	2	2	0	3	27		
32	THOMAS, Ibrahima	f	0-3	0-1	3-6	1	3	4	3	0	1	0	0	0	21		
34	GATES, Yancy	f	5-8	0-0	1-2	2	5	7	4	11	0	3	0	0	22		
01	WRIGHT, Cashmere	g	3-7	2-3	4-4	1	2	3	3	12	2	3	0	0	26		
03	DIXON, Dion	g	4-8	0-2	4-6	0	3	3	12	1	0	0	3	27			
05	JACKSON, Justin	g	1-1	0-0	0-1	0	1	1	1	2	0	1	0	0	5		
11	DAVIS, Larry	g	2-3	0-1	0-0	0	0	0	1	4	1	2	0	1	10		
15	WILKS, Darnell	g	1-4	0-2	3-4	0	3	3	2	5	1	0	0	0	30		
23	KILPATRICK, Sean	g	2-6	1-3	3-4	4	2	6	2	8	1	1	0	0	24		
44	PARKER, JaQuon	g	0-2	0-1	0-0	0	3	3	1	0	2	0	0	1	7		
	Team					2	1	3									
Totals			21-50	3-17	21-30	10	28	38	21	66	10	13	0	8	200		

FG % 1st Half: 11-26 42.3% 2nd half: 10-24 41.7% Game: 21-50 42.0%
 3FG % 1st Half: 1-7 14.3% 2nd half: 2-10 20.0% Game: 3-17 17.6%
 FT % 1st Half: 5-9 55.6% 2nd half: 16-21 76.2% Game: 21-30 70.0%

Oklahoma 56 - 5-6

#	Player	Total			3-Ptr			Rebounds			PF	TP	A	TO	Blk	Stl	Min
		FG	FGA	FT	FTA	FG	FGA	FT	FTA	Off							
04	Fitzgerald, Andrew	f	3-8	0-0	4-4	3	2	5	4	10	2	1	1	3	35		
02	Pledger, Steven	g	3-10	2-9	5-6	0	2	2	4	13	0	0	0	0	34		
14	Blair, Carl	g	6-12	1-3	2-2	0	6	6	4	15	4	6	0	1	38		
21	Clark, Cameron	g	4-10	0-2	0-1	4	2	6	3	8	1	3	0	0	40		
34	Davis, Cade	g	1-10	0-5	5-9	0	4	4	2	7	2	2	0	2	39		
03	Franklin, T.J.	g	0-0	0-0	0-0	0	0	0	1	0	0	0	0	0	0		
06	Washington, C.J.	g	0-0	0-0	0-0	2	1	3	0	0	0	0	0	0	6		
11	Newell, Calvin	g	0-1	0-1	0-0	0	0	0	0	0	0	1	0	0	2		
31	Honore, Barry	g	0-0	0-0	0-0	0	0	0	0	0	0	0	0	0	0		
55	Thompson, Nick	g	1-3	1-2	0-0	0	3	3	2	3	0	0	0	0	6		
	Team					1	3	4									
Totals			18-54	4-22	16-22	10	23	33	20	56	9	13	1	6	200		

FG % 1st Half: 8-28 28.6% 2nd half: 10-26 38.5% Game: 18-54 33.3%
 3FG % 1st Half: 1-10 10.0% 2nd half: 3-12 25.0% Game: 4-22 18.2%
 FT % 1st Half: 4-6 66.7% 2nd half: 12-16 75.0% Game: 16-22 72.7%

Officials: Paul Janssen, Sean Carbin, Don Daryl
 Technical fouls: Cincinnati-None, Oklahoma-TEAM.
 Attendance: 10625

Score by periods	1st	2nd	Total
Cincinnati	28	38	66
Oklahoma	21	35	56

	In	Off	2nd	Fast	Bench
Points	Paint	T/O	Chance	Break	
CIN	80	22	11	10	19
OU	16	15	9	2	8

Lost FG - CIN 2nd-09:22, CIN 2nd-09:13.
 Largest lead - CIN by 12 2nd-09:18, OU by 2 1st-15:38.

Score tied - 9 times.
 Lead changed - 2 times.

GAME 11 - DEC. 21, 2010
CINCINNATI AT MIAMI (OHIO)

Cincinnati 64 - 11-0

#	Player	Total			3-Ptr			Rebounds			PF	TP	A	TO	Blk	Stl	Min
		FG	FGA	FT	FTA	FG	FGA	FT	FTA	Off							
22	BISHOP, Rashad	f	1-6	0-3	0-0	1	3	4	4	2	1	0	0	1	28		
32	THOMAS, Ibrahima	f	3-6	0-1	5-6	7	6	13	2	11	0	1	0	1	29		
34	GATES, Yancy	f	2-9	0-1	4-8	3	5	8	0	8	0	2	2	0	33		
01	WRIGHT, Cashmere	g	5-8	1-2	1-2	0	2	2	2	12	3	3	2	3	32		
03	DIXON, Dion	g	7-16	1-4	8-10	2	5	7	1	23	2	0	0	1	32		
05	JACKSON, Justin	g	1-1	0-0	0-0	0	1	1	2	2	0	0	0	0	7		
11	DAVIS, Larry	g	1-2	1-2	0-0	1	0	1	1	3	0	0	0	0	16		
15	WILKS, Darnell	g	1-3	1-2	0-1	2	0	2	1	3	0	1	0	1	9		
23	KILPATRICK, Sean	g	0-3	0-1	0-0	0	1	1	0	0	1	0	0	1	12		
44	PARKER, JaQuon	g	0-0	0-0	0-0	0	0	0	0	0	0	0	0	0	2		
	Team					0	1	1									
Totals			21-54	4-16	18-27	16	24	40	14	64	7	7	4	8	200		

FG % 1st Half: 13-32 40.6% 2nd half: 8-22 36.4% Game: 21-54 38.9%
 3FG % 1st Half: 2-9 22.2% 2nd half: 2-7 28.6% Game: 4-16 25.0%
 FT % 1st Half: 7-12 58.3% 2nd half: 11-15 73.3% Game: 18-27 66.7%

Miami 48 - 5-7

#	Player	Total			3-Ptr			Rebounds			PF	TP
---	--------	-------	--	--	-------	--	--	----------	--	--	----	----

GAME 13 - DEC. 28, 2010
DEPAUL VS. CINCINNATI

DePaul University 60 - 6-7, 0-1

#	Player	Total			3-Ptr			Rebounds			PF	TP	A	TO	Bk	St	Min
		FG	FGA	FT	FTA	FG	FGA	FT	FTA	Off							
12	MELVIN, Cleveland	f	12-21	0-0	0-0	6	2	8	2	24	0	0	0	1	31		
33	FABER, Kryst	c	1-3	0-0	0-0	1	4	5	1	2	2	2	1	0	21		
01	STOVALL, Mike	g	0-3	0-1	0-0	0	1	1	5	0	2	2	0	1	13		
11	KELLY, Jeremiah	g	4-7	1-3	0-0	1	0	1	0	9	3	1	0	0	37		
20	YOUNG, Brandon	g	1-11	0-4	4-7	0	2	2	3	6	4	4	0	1	32		
00	BIZOUKAS, Michael	g	1-1	0-0	0-0	1	1	2	2	2	0	1	0	0	8		
06	BELCASTER, Joe	g	0-0	0-0	0-0	0	0	0	0	0	0	0	0	0	0+		
10	STULA, Mario	g	0-0	0-0	0-0	0	0	0	0	0	0	0	0	0	1		
16	MORGAN, Moses	g	0-1	0-1	0-0	0	0	0	1	0	0	2	0	0	5		
22	FREELAND, Tony	g	5-15	0-0	1-5	5	3	8	4	11	1	1	0	0	23		
28	DREW, Jimmy	g	2-4	2-4	0-0	4	3	7	4	6	2	4	0	1	28		
51	McGHEE, Edwind	g	0-0	0-0	0-0	0	0	0	0	0	1	0	0	0	1		
Team						3			3								
Totals			26-66	3-13	5-12	21	19	40	22	60	15	17	1	4	200		

FG % 1st Half: 9-32 28.1% 2nd half: 17-34 50.0% Game: 26-66 39.4%
 3FG % 1st Half: 0-6 0.0% 2nd half: 3-7 42.9% Game: 3-13 23.1%
 FT % 1st Half: 3-5 60.0% 2nd half: 2-7 28.6% Game: 5-12 41.7%

Cincinnati 76 - 13-0, 1-0

#	Player	Total			3-Ptr			Rebounds			PF	TP	A	TO	Bk	St	Min
		FG	FGA	FT	FTA	FG	FGA	FT	FTA	Off							
22	BISHOP, Rashad	f	1-6	0-1	0-0	1	3	4	2	2	1	0	0	0	27		
32	THOMAS, Ibrahimia	f	1-4	0-0	4-6	6	4	10	1	6	1	0	2	0	18		
34	GATES, Yancy	f	7-13	0-1	1-2	2	4	6	2	15	2	2	2	2	31		
01	WRIGHT, Cashmere	g	2-8	0-3	0-0	1	1	2	2	4	4	0	0	1	16		
03	DIXON, Dion	g	4-10	0-2	0-10	2	0	2	2	16	2	3	0	2	29		
05	JACKSON, Justin	g	0-2	0-0	0-0	0	1	1	3	0	1	0	0	0	8		
11	DAVIS, Larry	g	6-9	4-6	4-4	1	1	2	2	20	0	0	0	1	23		
15	WILKS, Darnell	g	5-7	0-0	1-4	3	2	5	0	11	1	2	1	2	21		
23	KILPATRICK, Sean	g	1-4	0-2	0-1	2	2	4	1	2	1	1	0	1	19		
30	McCLAIN, Anthony	g	0-0	0-0	0-0	0	0	0	0	0	0	0	0	0	1		
44	PARKER, JaQuan	g	0-0	0-0	0-0	1	1	2	1	0	0	0	0	0	7		
Team						1			4								
Totals			27-63	4-15	18-27	20	23	43	16	76	13	8	5	9	200		

FG % 1st Half: 13-30 43.3% 2nd half: 14-33 42.4% Game: 27-63 42.9%
 3FG % 1st Half: 3-9 33.3% 2nd half: 1-6 16.7% Game: 4-15 26.7%
 FT % 1st Half: 11-15 73.3% 2nd half: 7-12 58.3% Game: 18-27 66.7%

Officials: Michael Stephens, Ed Hightower, Gene Steratore
 Technical fouls: DePaul University-None. Cincinnati-None.
 Attendance: 7795

Score by periods	1st	2nd	Total
DePaul University	21	39	60
Cincinnati	40	36	76

	In	Off	2nd	Fast	Bench
	Paint	T/O	Chance	Break	
DePaul University	22	6	16	4	19
CIN	44	29	21	33	33

Lead FG - DPU 2nd-00:30, CIN 2nd-00:25.
 Largest lead - DPU by 5 1st-16:54, CIN by 25 2nd-08:56.
 Score tied - 0 times.
 Lead changed - 1 time.

GAME 14 - DEC. 31, 2010
SETON HALL VS. CINCINNATI

#	Player	Total			3-Ptr			Rebounds			PF	TP	A	TO	Bk	St	Min
		FG	FGA	FT	FTA	FG	FGA	FT	FTA	Off							
12	MELVIN, Cleveland	f	12-21	0-0	0-0	6	2	8	2	24	0	0	0	1	31		
33	FABER, Kryst	c	1-3	0-0	0-0	1	4	5	1	2	2	2	1	0	21		
01	STOVALL, Mike	g	0-3	0-1	0-0	0	1	1	5	0	2	2	0	1	13		
11	KELLY, Jeremiah	g	4-7	1-3	0-0	1	0	1	0	9	3	1	0	0	37		
20	YOUNG, Brandon	g	1-11	0-4	4-7	0	2	2	3	6	4	4	0	1	32		
00	BIZOUKAS, Michael	g	1-1	0-0	0-0	1	1	2	2	2	0	1	0	0	8		
06	BELCASTER, Joe	g	0-0	0-0	0-0	0	0	0	0	0	0	0	0	0	0+		
10	STULA, Mario	g	0-0	0-0	0-0	0	0	0	0	0	0	0	0	0	1		
16	MORGAN, Moses	g	0-1	0-1	0-0	0	0	0	1	0	0	2	0	0	5		
22	FREELAND, Tony	g	5-15	0-0	1-5	5	3	8	4	11	1	1	0	0	23		
28	DREW, Jimmy	g	2-4	2-4	0-0	4	3	7	4	6	2	4	0	1	28		
51	McGHEE, Edwind	g	0-0	0-0	0-0	0	0	0	0	0	1	0	0	0	1		
Team						3			3								
Totals			26-66	3-13	5-12	21	19	40	22	60	15	17	1	4	200		

FG % 1st Half: 9-32 28.1% 2nd half: 17-34 50.0% Game: 26-66 39.4%
 3FG % 1st Half: 0-6 0.0% 2nd half: 3-7 42.9% Game: 3-13 23.1%
 FT % 1st Half: 3-5 60.0% 2nd half: 2-7 28.6% Game: 5-12 41.7%

Cincinnati 76 - 13-0, 1-0

#	Player	Total			3-Ptr			Rebounds			PF	TP	A	TO	Bk	St	Min
		FG	FGA	FT	FTA	FG	FGA	FT	FTA	Off							
22	BISHOP, Rashad	f	1-6	0-1	0-0	1	3	4	2	2	1	0	0	0	27		
32	THOMAS, Ibrahimia	f	1-4	0-0	4-6	6	4	10	1	6	1	0	2	0	18		
34	GATES, Yancy	f	7-13	0-1	1-2	2	4	6	2	15	2	2	2	2	31		
01	WRIGHT, Cashmere	g	2-8	0-3	0-0	1	1	2	2	4	4	0	0	1	16		
03	DIXON, Dion	g	4-10	0-2	0-10	2	0	2	2	16	2	3	0	2	29		
05	JACKSON, Justin	g	0-2	0-0	0-0	0	1	1	3	0	1	0	0	0	8		
11	DAVIS, Larry	g	6-9	4-6	4-4	1	1	2	2	20	0	0	0	1	23		
15	WILKS, Darnell	g	5-7	0-0	1-4	3	2	5	0	11	1	2	1	2	21		
23	KILPATRICK, Sean	g	1-4	0-2	0-1	2	2	4	1	2	1	1	0	1	19		
30	McCLAIN, Anthony	g	0-0	0-0	0-0	0	0	0	0	0	0	0	0	0	1		
44	PARKER, JaQuan	g	0-0	0-0	0-0	1	1	2	1	0	0	0	0	0	7		
Team						1			4								
Totals			27-63	4-15	18-27	20	23	43	16	76	13	8	5	9	200		

FG % 1st Half: 13-30 43.3% 2nd half: 14-33 42.4% Game: 27-63 42.9%
 3FG % 1st Half: 3-9 33.3% 2nd half: 1-6 16.7% Game: 4-15 26.7%
 FT % 1st Half: 11-15 73.3% 2nd half: 7-12 58.3% Game: 18-27 66.7%

Officials: Michael Stephens, Ed Hightower, Gene Steratore
 Technical fouls: DePaul University-None. Cincinnati-None.
 Attendance: 7795

Score by periods	1st	2nd	Total
DePaul University	21	39	60
Cincinnati	40	36	76

	In	Off	2nd	Fast	Bench
	Paint	T/O	Chance	Break	
DePaul University	22	6	16	4	19
CIN	44	29	21	33	33

Lead FG - DPU 2nd-00:30, CIN 2nd-00:25.
 Largest lead - DPU by 5 1st-16:54, CIN by 25 2nd-08:56.
 Score tied - 0 times.
 Lead changed - 1 time.

GAME 15 - JAN. 6, 2011
XAVIER VS. #24 CINCINNATI

Xavier University 46 - 8-5

#	Player	Total			3-Ptr			Rebounds			PF	TP	A	TO	Bk	St	Min
		FG	FGA	FT	FTA	FG	FGA	FT	FTA	Off							
22	MCLEAN, Jarnel	f	6-7	0-0	6-9	4	2	6	3	18	0	0	3	1	34		
32	FREASE, Kenny	c	4-11	0-0	0-0	3	4	7	1	8	1	4	0	2	29		
00	LYONS, Mark	g	5-10	1-2	0-0	0	3	3	3	11	1	4	1	0	34		
25	JACKSON, Dante	g	0-4	0-3	2-3	0	2	2	2	2	0	1	0	0	38		
52	HOLLOWAY, Tu	g	2-13	0-5	1-3	1	3	4	3	5	2	4	0	2	39		
02	LATHAM, Jordan	g	0-0	0-0	0-0	0	1	1	0	0	0	0	0	0	3		
13	FEENEY, Kevin	g	0-0	0-0	0-0	0	0	0	0	0	0	0	0	0	4		
15	TAYLOR, Andrew	g	0-0	0-0	0-0	1	0	1	2	0	0	0	0	0	7		
21	ROBINSON, Jeff	g	1-1	0-0	0-0	0	0	0	1	2	0	0	0	0	11		
44	MCKENZIE, Griffin	g	0-0	0-0	0-0	0	0	0	0	0	0	0	0	0	1		
Team						2			3								
Totals			18-46	1-10	9-15	11	18	29	15	46	4	15	4	5	200		

FG % 1st Half: 8-24 33.3% 2nd half: 10-22 45.5% Game: 18-46 39.1%
 3FG % 1st Half: 1-5 20.0% 2nd half: 0-5 0.0% Game: 1-10 10.0%
 FT % 1st Half: 3-4 75.0% 2nd half: 6-11 54.5% Game: 9-15 60.0%

Cincinnati 66 - 15-0

#	Player	Total			3-Ptr			Rebounds			PF	TP	A	TO	Bk	St	Min
		FG	FGA	FT													

GAME 17 – JAN. 12, 2011
USF VS. #25 CINCINNATI

USF 66 • 6-12, 0-5

#	Player	Total FG-FGA	3-Ptr FG-FGA	FT-FTA	Rebounds			PF	TP	A	TO	Blk	Stl	Min	
					Off	Def	Tot								
24	GILCHRIST, Augustus	f	3-11	0-2	5-6	3	4	7	3	11	4	4	0	0	30
31	FAMOUS, Jarrid	f	3-6	0-0	3-4	0	5	5	4	9	0	2	0	1	21
10	CRATER, Anthony	g	2-3	1-1	2-2	0	0	0	3	7	3	4	0	1	36
22	NORIEGA, Shaun	g	2-6	2-5	2-2	1	2	3	1	8	0	1	0	0	23
34	ROBERTSON, Hugh	g	2-7	0-2	0-0	3	3	6	3	4	1	1	0	1	26
01	ANDERSON Jr, Ron	g	3-4	0-0	7-8	1	6	7	3	13	0	1	1	1	20
03	DORITY, LaVonte	g	1-2	0-0	0-0	0	0	0	1	2	0	1	0	0	14
05	POLAND, Jawanza	g	5-7	0-1	0-0	0	1	1	5	10	0	2	1	1	19
23	BURWELL, Mike	g	0-0	0-0	0-0	0	0	0	0	0	0	0	0	0	3
32	FITZPATRICK, Toarlynn	g	0-0	0-0	2-2	0	1	1	1	2	0	2	1	0	8
	Team					0	2	2							
	Totals		21-46	3-11	21-24	8	24	32	24	66	8	18	3	5	200

FG % 1st Half: 12-25 48.0% 2nd half: 9-21 42.9% Game: 21-46 45.7% Deadball Rebounds 1
 3FG % 1st Half: 1-7 14.3% 2nd half: 2-4 50.0% Game: 3-11 27.3%
 FT % 1st Half: 7-8 87.5% 2nd half: 14-16 87.5% Game: 21-24 87.5%

Cincinnati 74 • 16-1, 3-1

#	Player	Total FG-FGA	3-Ptr FG-FGA	FT-FTA	Rebounds			PF	TP	A	TO	Blk	Stl	Min	
					Off	Def	Tot								
22	BISHOP, Rashad	f	2-5	0-2	0-0	1	2	3	3	4	2	1	0	0	18
32	THOMAS, Ibrahim	f	0-1	0-1	0-0	0	2	2	5	0	0	0	0	0	12
34	GATES, Yancy	f	3-6	0-0	3-6	0	3	3	2	9	0	1	0	3	30
01	WRIGHT, Cashmere	g	1-7	1-4	8-10	0	3	3	4	11	5	1	0	0	30
03	DIXON, Dion	g	4-8	1-4	2-4	1	5	6	0	11	0	1	0	0	28
05	JACKSON, Justin	g	1-1	0-0	1-2	0	0	0	1	3	1	2	1	2	10
11	DAVIS, Larry	g	1-3	1-2	0-0	1	1	2	0	3	2	1	0	1	18
15	WILKS, Darnell	g	2-6	0-2	8-8	2	0	2	4	12	1	0	0	4	23
23	KILPATRICK, Sean	g	6-10	4-5	2-3	1	2	3	0	18	3	0	0	0	23
30	McCLAIN, Anthony	g	1-1	0-0	0-0	0	0	0	0	2	0	0	0	0	5
44	PARKER, JaQuon	g	0-0	0-0	1-2	0	0	0	0	1	0	0	0	0	3
	Team					1	0	1			1				
	Totals		21-48	7-20	25-35	7	18	25	19	74	14	8	1	10	200

FG % 1st Half: 13-27 48.1% 2nd half: 8-21 38.1% Game: 21-48 43.8% Deadball Rebounds 6.1
 3FG % 1st Half: 4-12 33.3% 2nd half: 3-8 37.5% Game: 7-20 35.0%
 FT % 1st Half: 7-11 63.6% 2nd half: 18-24 75.0% Game: 25-35 71.4%

Officials: John Gaffney, Bill McCarthy, Ed Hightower
 Technical fouls: USF-None. Cincinnati-BISHOP, Rashad.
 Attendance: 6201

Score by periods	1st	2nd	Total
USF	32	34	66
Cincinnati	37	37	74

GAME 18 – JAN. 15, 2011
#25 CINCINNATI VS. #4 SYRACUSE

#	Player	Total FG-FGA	3-Ptr FG-FGA	FT-FTA	Rebounds			PF	TP	A	TO	Blk	Stl	Min	
					Off	Def	Tot								
22	BISHOP, Rashad	f	0-5	0-3	1-2	0	2	2	1	1	2	1	0	0	24
32	THOMAS, Ibrahim	f	2-7	0-0	0-1	4	4	8	3	4	2	0	0	0	22
34	GATES, Yancy	c	1-6	0-0	1-3	1	2	3	1	3	1	2	0	1	17
01	WRIGHT, Cashmere	g	2-5	2-4	0-0	1	0	1	2	6	4	1	0	1	24
03	DIXON, Dion	g	6-12	6-11	0-1	2	0	2	3	18	2	0	0	3	33
05	JACKSON, Justin	g	1-4	0-0	0-0	1	1	2	1	2	1	0	0	0	12
11	DAVIS, Larry	g	1-5	1-4	0-0	2	0	2	1	3	0	1	0	0	16
15	WILKS, Darnell	g	1-5	0-3	0-0	0	1	1	2	2	1	0	0	0	21
23	KILPATRICK, Sean	g	4-9	2-3	1-2	3	0	3	1	11	0	0	0	0	24
30	McCLAIN, Anthony	g	0-1	0-0	2-2	0	1	1	1	2	0	0	0	0	7
	Team					0	3	3			1				
	Totals		18-59	11-28	5-11	14	14	28	16	52	13	6	0	5	200

FG % 1st Half: 10-27 37.0% 2nd half: 8-32 25.0% Game: 18-59 30.5% Deadball Rebounds 2
 3FG % 1st Half: 9-19 47.4% 2nd half: 2-9 22.2% Game: 11-28 39.3%
 FT % 1st Half: 2-6 33.3% 2nd half: 3-5 60.0% Game: 5-11 45.5%

Syracuse 67 • (18-0) (5-0)


#	Player	Total FG-FGA	3-Ptr FG-FGA	FT-FTA	Rebounds			PF	TP	A	TO	Blk	Stl	Min	
					Off	Def	Tot								
00	JACKSON, Rick	f	7-8	0-0	1-5	1	10	11	2	15	3	5	2	1	39
32	JOSEPH, Kris	f	1-4	0-1	0-0	0	1	1	0	2	0	0	0	0	10
51	MELO, Fab	c	3-4	0-0	0-0	3	1	4	3	6	0	1	4	0	15
11	JARDINE, Scoop	g	3-9	2-4	3-4	2	1	3	3	11	7	5	0	0	38
20	TRICHE, Brandon	g	5-9	1-3	0-0	0	2	2	1	11	3	2	0	1	27
03	WAITERS, Dion	g	3-6	1-3	1-2	0	1	1	0	8	1	0	0	2	15
05	FAIR, C.J.	g	2-3	0-1	0-0	1	2	3	0	4	1	0	0	0	15
12	KEITA, Baye Moussa	g	0-1	0-0	2-2	1	1	2	2	2	0	0	3	0	16
43	SOUTHERLAND, James	g	3-4	2-2	0-0	1	7	8	1	8	1	0	1	1	25
	Team					1	5	6							
	Totals		27-48	6-14	7-13	10	31	41	12	67	16	13	10	5	200

FG % 1st Half: 15-26 57.7% 2nd half: 12-22 54.5% Game: 27-48 56.3% Deadball Rebounds 3
 3FG % 1st Half: 3-7 42.9% 2nd half: 3-7 42.9% Game: 6-14 42.9%
 FT % 1st Half: 2-3 66.7% 2nd half: 5-10 50.0% Game: 7-13 53.8%

Officials: Ed Corbett, Tim Higgins, Earl Walton
 Technical fouls: Cincinnati-JACKSON, Justin. Syracuse-None.
 Attendance: 24338

Score by periods	1st	2nd	Total
Cincinnati	31	21	52
Syracuse	35	32	67


TV/RADIO CHART



1 **cashmere WRIGHT**
g | 6-0 | 175
sophomore
Savannah, Ga.




2 **eddie TYREE**
g | 5-10 | 180
senior
Canal Winchester, Ohio




3 **dion DIXON**
g | 6-3 | 190
junior
Chicago, Ill.



5 **justin JACKSON**
f | 6-8 | 215
freshman
Cocoa Beach, Fla.



10 **alex EPPENSTEINER**
g | 6-3 | 205
sophomore
Cincinnati, Ohio




11 **larry DAVIS**
g | 6-3 | 185
senior
Houston, Texas




15 **darnell WILKS**
f | 6-7 | 205
senior
Nashville, Tenn.



22 **rashad BISHOP**
f | 6-6 | 220
senior
Paterson, N.J.



23 **sean KILPATRICK**
g | 6-4 | 215
redshirt freshman
White Plains, N.Y.



24 **kelvin GAINES**
c | 6-10 | 235
REDSHIRT/1st year
Ocala, Fla.



25 **anthony McBRIDE**
g | 6-2 | 180
sophomore
Cincinnati, Ohio



30 **anthony McClAIN**
c | 7-0 | 290
senior
Trenton, N.J.



32 **ibrahima THOMAS**
f | 6-11 | 235
senior
Dakar, Senegal



34 **yancy GATES**
f | 6-9 | 265
junior
Cincinnati, Ohio



44 **jaquon PARKER**
g | 6-3 | 210
sophomore
Suffolk, Va.



mick CRONIN
head coach



larry DAVIS
associate head coach



george JACKSON
assistant coach



darren SAVINO
assistant coach



jeff CARRICO
athletic trainer



SOPHOMORE • GUARD

CASHMERE WRIGHT

6-0 • 175

HOMETOWN: SAVANNAH, GA.

HIGH SCHOOL/PREVIOUS: URBAN CHRISTIAN ACADEMY



WRIGHT HIGHS

Season	Points	Career
18 vs. Florida A&M, 11/22/10	24 vs. Providence, 1/30/10	
5 vs. Utah Valley, 12/11/10	3-Pointers Made	5 vs. Utah Valley, 12/11/10
6 vs. Savannah State, 11/24/10	Rebounds	6 vs. Savannah State, 11/24/10
8 vs. Florida A&M, 11/22/10	Assists	8 vs. Florida A&M, 11/22/10
4, 2x (last vs. Utah Valley, 12/11/10)	Steals	4, 2x (last vs. Utah Valley, 12/11/10)
2 at Miami (12/21/2010)	Blocked Shots	2 at Miami (12/21/2010)
33 vs. Savannah State, 11/24/10	Minutes	33 vs. Savannah State, 11/24/10

2010-11 Season: Posted six points and four assists at Syracuse (1/15) ... scored 11 points and dished out a game-high five assists vs. USF (1/12) ... scored seven points at Villanova (1/9) ... posted 10 points and four assists vs. Xavier ... scored six points, passed for four assists and grabbed three rebounds vs. Seton Hall (12/31) ... dished out four assists to go along with four points vs. DePaul (12/28) ... Scored six points and had three steals in three minutes of action vs. St. Francis (12/23) ... scored 12 points, recorded his first two blocked shots of UC career, recorded three steals and dished out three assists at Miami (12/21) ... posted 12 points at Oklahoma (12/18) ... dished seven assists and scored nine points in 19 minutes against Georgia Southern (12/14) ... produced 15 points, including a career-high five three pointers vs. Utah Valley (12/11) ... scored 10 points and passed out four assists in 17 minutes of action at Toledo (12/4) ... one of five UC players to score in double figures against Wright State (12/1), scoring 10 and dishing out three assists ... played a season-low 21 minutes against WSU after an injury ... dished out a game-high five assists while adding six points, three rebounds and one steal vs. Dayton (11/27) ... scored 11 points, grabbed six rebounds, and passed out three assists vs. Savannah State (11/24) ... guided the Bearcats to a 76-51 win over Florida A&M (11/22) with 18 points and a career-high eight assists ... made a career-high four steals vs. IPFW (11/20) and added eight points and four assists ... started the season opener vs. Mount St. Mary's (11/15) and scored three points and dished out a team-high four assists.

2009-10 Season: Was third on the team in assists and steals with 2.0 and 0.7 per game, respectively ... finished seventh in scoring and sixth in assists among BIG EAST freshmen ... scored seven points and tied a season-high with five assists in NIT first-round match-up against Weber State (3/17) ... tied season-high for rebounds with five against Louisville (3/10) and West Virginia (3/11) in BIG EAST Championship ... scored seven points off the bench in BIG EAST Championship first-round game vs. Rutgers (3/9) ... named BIG EAST Rookie of the Week on Feb. 1 ... led UC with a team-high tying 14 points and added a career-high tying five rebounds at USF (2/16) ... made a season-high nine field goals en route to a career-high and a season-high 24 points against Providence (1/30) ... also set career highs in made 3-pointers (3), steals (3), and tied a career high in assists (5) against the Friars ... scored 12 points on 4-of-7 shooting from the floor at Louisville ... came off the bench and scored seven points on 3-of-4 shooting and dished out a season-high five assists at Seton Hall (1/9) ... scored six points and handed out four assists against Cal State Bakersfield (1/6) ... added 12 points against Miami (OH) (12/10) ... put in six points in games against Maryland (11/24) and Gonzaga (11/25) at the Maui Invitational ... scored 12 points and grabbed five rebounds in collegiate debut against Prairie View A&M (11/16).

2010-11 GAME-BY-GAME STATISTICS

Opponent	Date	GS	Min	Total	3-Pointers	Free throws	Rebounds	Stl	Blk	Pts
				f/g fga pct	3fg fga pct	ft/fta pct	off def tot avg			
MOUNT ST. MARY'S	11/15/10	*	22	1-4 .250	0-1 .000	1-6 .167	0 2 2 2.0	1	4	5 0 3 3 3.0
IPFW	11/20/10	*	31	3-7 .429	0-3 .000	2-5 .400	0 1 1 1.5	3	4	2 0 4 8 5.5
FLORIDA A&M	11/22/10	*	31	5-12 .417	4-8 .500	4-5 .800	0 4 4 2.3	1	8	0 0 2 18 9.7
SAVANNAH STATE	11/24/10	*	33	3-7 .429	1-2 .500	4-4 .1000	0 3 3 2.5	2	3	4 0 1 11 10.0
vs Dayton	11/27/10	*	20	2-5 .400	0-2 .000	2-2 .1000	0 3 3 2.6	0	5	1 0 1 6 9.2
WRIGHT STATE	12/01/10	*	21	4-7 .571	0-1 .000	2-2 .1000	0 1 1 2.3	0	3	0 0 1 10 9.3
at TOLEDO	12/04/10	*	17	4-6 .667	0-0 .000	2-2 .1000	0 1 1 2.1	0	4	2 0 1 10 9.4
UTAH VALLEY	12/11/10	*	26	5-10 .500	5-9 .556	0-0 .000	0 4 4 2.4	3	2	0 0 4 15 10.1
GEORGIA SOUTHERN	12/14/10	*	19	3-4 .750	1-1 .1000	2-2 .1000	0 3 3 2.4	2	7	2 0 1 9 10.0
at Oklahoma	12/18/10	*	26	3-7 .429	2-3 .667	4-4 .1000	1 2 3 2.5	3	2	3 0 0 12 10.2
at Miami	12/21/10	*	32	5-8 .625	1-2 .500	1-2 .500	0 2 2 2.5	2	3	2 3 2 12 10.4
ST. FRANCIS (PA.)	12/23/10	*	3	2-2 .1000	1-1 .1000	1-2 .500	0 0 0 2.3	1	0	0 0 3 6 10.0
DEPAUL UNIVERSITY	12/28/10	*	16	2-8 .250	0-3 .000	0-0 .000	1 1 2 2.2	2	4	0 0 1 4 9.5
SETON HALL	12/31/10	*	21	1-6 .167	0-3 .000	4-4 .1000	0 3 3 2.3	1	4	1 0 2 6 9.3
XAVIER UNIVERSITY	01/06/11	*	27	1-5 .200	0-1 .000	8-8 .1000	0 2 2 2.3	3	4	2 0 1 10 9.3
at Villanova	01/09/11	*	22	0-3 .000	0-1 .000	7-10 .700	0 1 1 2.2	2	0	3 0 0 7 9.2
USF	01/12/11	*	30	1-7 .143	1-4 .250	8-10 .800	0 3 3 2.2	4	5	1 0 0 11 9.3
at Syracuse	1/15/11	*	24	2-5 .400	2-4 .500	0-0 .000	1 0 1 2.2	2	4	1 0 1 6 9.1
Totals			17	421	47-113 .416	18-49 .367	52-68 .765	3 36	39	2.2 31 67 30 2 29 164 9.1

2009-10 GAME-BY-GAME STATISTICS

Opponent	Date	GS	Min	FG-FGA	Pct	3FG-FGA	Pct	FT-FTA	Pct	O-D-T	A	TO	BLK	Stl	Pts
PRAIRIE VIEW	11/16	*	22	4-9 .444	2-5 .400	2-7 .286	3-2.5	1	2	0 2 2 12					
TOLEDO	11/18	*	24	3-6 .500	1-3 .333	0-0 .000	0-0-0	3	1	0 2 7					
vs. Vanderbilt	11/23	*	24	2-13 .154	0-1 .000	0-0 .000	0-1-1	3	1	0 1 4					
vs. Maryland	11/24	*	16	1-6 .167	0-2 .000	4-5 .800	0-0-0	0	1	0 0 6					
vs. Gonzaga	11/25	*	21	2-8 .250	2-4 .500	0-0 .000	1-2-3	1	1	0 0 6					
TEXAS SOUTHERN	12/1	*	16	0-4 .000	0-2 .000	1-4 .250	1-0-1	3	3	0 0 1					
MIAMI (OH)	12/10		29	4-8 .500	1-4 .250	3-4 .750	0-1-1	1	1	0 1 12					
at Xavier	12/13	*	32	1-4 .250	0-0 .000	2-4 .500	0-3-3	4	2	0 0 4					
at UAB	12/16	*	15	0-5 .000	0-2 .000	0-0 .000	1-2-3	2	3	0 2 0					
LIPSCOMB	12/19		9	0-0 .000	0-0 .000	0-0 .000	1-1-2	4	2	0 0 0					
WINTHROP	12/22		22	2-4 .500	1-3 .333	0-0 .000	1-2-3	3	0	0 1 5					
CONNECTICUT	12/30		6	1-3 .333	1-1 .1000	0-0 .000	0-1-1	1	3	0 0 3					
at Rutgers	1/2		7	1-1 .1000	0-0 .000	1-2 .500	0-0-0	0	1	0 0 3					
PITTSBURGH	1/4		4	0-1 .000	0-0 .000	0-0 .000	0-0-0	0	0	0 0 0					
CAL STATE BAKERSFIELD	1/6		23	2-6 .333	0-2 .000	2-2 .1000	1-1-2	4	3	0 1 6					
at Seton Hall	1/9		15	3-4 .750	1-1 .1000	0-0 .000	0-2-2	5	1	0 1 7					
at St. John's	1/13		9	2-2 .1000	0-0 .000	0-0 .000	0-0-0	0	1	0 1 4					
NOTRE DAME	1/16					DNP									
USF	1/20		4	0-0 .000	0-0 .000	0-0 .000	0-0-0	0	1	0 0 0					
at Louisville	1/24		19	4-7 .571	2-2 .1000	2-2 .1000	1-1-2	1	1	0 0 12					
PROVIDENCE	1/30	*	30	9-11 .818	3-4 .750	3-7 .429	0-4-4	5	0	0 3 24					
at Notre Dame	2/4	*	24	1-9 .111	0-6 .000	2-2 .1000	0-1-1	1	0	0 3 4					
SYRACUSE	2/7	*	21	3-9 .333	1-3 .333	0-0 .000	0-0-0	1	0	0 0 7					
at Connecticut	2/13		17	0-3 .000	0-2 .000	2-4 .500	0-1-1	0	2	0 0 2					
at USF	2/16		26	5-10 .500	0-3 .000	4-6 .667	1-4-5	0	1	0 1 14					
MARQUETTE	2/21	*	25	1-4 .250	0-1 .000	0-0 .000	0-3-3	4	2	0 0 2					
DEPAUL	2/24		19	2-3 .667	0-0 .000	1-2 .500	0-2-2	2	2	0 1 5					
at West Virginia	2/27		13	1-4 .250	1-2 .500	2-2 .1000	1-1-2	1	1	0 0 5					
VILLANOVA	3/2		13	1-4 .250	0-3 .000	0-0 .000	0-3-3	1	3	0 1 2					
at Georgetown	3/6		12	1-3 .333	1-2 .500	1-2 .500	0-0-0	3	1	0 0 4					
vs. Rutgers	3/9		18	3-7 .429	0-3 .000	1-1 .1000	2-2-4	3	2	0 1 7					
vs. Louisville	3/10		20	1-6 .167	0-2 .000	1-4 .250	2-3-5	2	2	0 0 3					
vs. West Virginia	3/11		29	0-5 .000	0-2 .000	2-2 .1000	2-3-5	3	5	0 0 2					
WEBER STATE	3/17		14	3-5 .600	1-3 .333	0-0 .000	1-1-2	5	0	0 1 7					
DAYTON	3/22		30	1-6 .167	0-2 .000	2-2 .1000	0-2-2	2	3	0 2 4					
Totals			11	628	64-180 .356	18-70 .257	38-64 .594	19-49-68	69	52	0 25 184				

CAREER STATISTICS

2009-10	34-11	628/18.5	64-180	.356	18-70	.257	38-64	.594	19	49	68	2.0	62	0	69	52	0	25	184	5.4
2010-11	18-17	421/23.4	47-113	.416	18-49	.367	52-68	.765	3	36	39	2.2	31	0	67	30	2	29	164	9.1
TOTAL	52-28	1049/20.2	111-293	.379	36-119	.303	90-132	.682	22	85	107	2.1	93	0	136	82	2	54	348	6.7

SOPHOMORE • GUARD

CASHMERE WRIGHT

6-0 • 175

HOMETOWN: SAVANNAH, GA.

HIGH SCHOOL/PREVIOUS: URBAN CHRISTIAN ACADEMY



2008-09 Season: Redshirted after suffering a season-ending leg injury in preseason workouts.

Prior to Cincinnati: Highly-regarded recruit who was ranked among many of the recruiting services as a Top 100 player ... ranked as the No. 12 recruited point guard in 2007-08 by Rivals.com ... attended the NBA Top 100 Camp for the nation's elite basketball players ... was a candidate for the McDonald's All-America team ... averaged 32.3 points, 6.8 assists, and 3.4 rebounds per game over his four years in high school ... also played football in high school.

Personal: Full name is Cashmere A'keem Wright ... born January 9, 1990 in Savannah, Ga. ... son of Gene and Patricia Wright ... has a brother, Antonio ... his uncle Derrick Miller played for Kentucky from 1986-90 and was a 1,000-point scorer for the Wildcats ... major is criminal justice.

WRIGHT CAREER STATISTICS

2009-10	34-11	628/18.5	64-180	.356	18-70	.257	38-64	.594	19	49	68	2.0	62	0	69	52	0	25	184	5.4
2010-11	18-17	421/23.4	47-113	.416	18-49	.367	52-68	.765	3	36	39	2.2	31	0	67	30	2	29	164	9.1
TOTAL	52-28	1049/20.2	111-293	.379	36-119	.303	90-132	.682	22	85	107	2.1	93	0	136	82	2	54	348	6.7



SENIOR • GUARD

EDDIE TYREE

5-10 • 180

HOMETOWN: CANAL WINCHESTER, OHIO

HIGH SCHOOL/PREVIOUS: GROVEPORT MADISON/THOMAS MORE

2

TYREE HIGHS

Season	Career
2 vs. Georgia Southern, 12/14/10	Points 2, 2x (last vs. Ga. Southern, 12/14/10)
---	3-Pointers Made ---
---	Rebounds ---
---	Assists ---
---	Steals ---
---	Blocked Shots ---
2, 4x (last vs. St. Francis, 12/23/10)	Minutes 3 vs. Texas Southern, 12/1/09

2010-11 Season: Played two minutes vs. St. Francis (12/23) ... scored first points of the season, making a bucket against Georgia Southern (12/14) ... played two minutes at Toledo (12/4) ... saw first action of the season vs. Dayton (11/27).

2009-10 Season: Saw first action since December 1 in NIT opener vs. Weber State (3/17) ... played a season-best three minutes in win over Texas Southern (12/1) ... scored two points in his Bearcats debut against Toledo (11/18).

Prior to Cincinnati: Transferred to Cincinnati after two seasons at Thomas More College in Northern Kentucky ... played in 41 games for the Saints over two seasons ... averaged 3.4 points per game and dished out 28 assists ... scored a career-high 10 points against Defiance to open the 2006-07 season ... lettered in basketball three times at Groveport Madison High School for head coach Ken Braun ... helped team to Ohio Capital Conference and district championships in 2005 ... averaged 10 points and five assists as a senior.

Personal: Full name is Edward Lamont Tyree, II ... pronounced TIE-ree ... born April 2, 1988 ... son of Jennifer Lawson and Edward Tyree, Sr. ... has a brother, Steven, and sister, Tequila ... majoring in communications.

2010-11 GAME-BY-GAME STATISTICS

Opponent	Date	gs	min	fg	fga	pct	3fg	3fga	pct	ft	fta	pct	off	def	reb	ast	stl	blk	pts	ast	
vs Dayton	11/27/10	2	0-0	.000	0-0	.000	0-0	.000	0-0	.000	0-0	.000	0	0	0	0	0	0	0	0	0
at TOLEDO	12/04/10	2	0-0	.000	0-0	.000	0-0	.000	0-0	.000	0-0	.000	0	0	0	0	0	0	0	0	0
GEORGIA SOUTHERN	12/14/10	2	1-1	1.000	0-0	.000	0-1	.000	0-0	.000	0-0	.000	0	0	0	0	0	0	0	0	0
ST. FRANCIS (PA.)	12/23/10	2	0-0	.000	0-0	.000	0-0	.000	0-0	.000	0-0	.000	0	0	0	0	0	0	0	0	0
Totals		0	8	1-1	1.000	0-0	.000	0-1	.000	0-0	.000	0-0	0	0	0	0	0	0	0	0	0

2009-10 GAME-BY-GAME STATISTICS

Opponent	Date	GS	Min	FG-FGA	Pct.	3FG-FGA	Pct.	FT-FTA	Pct.	O-D-T	A	TO	BLK	Stl	Pts.
PRAIRIE VIEW	11/16						DNP								
TOLEDO	11/18	1	1-1	1.000	0-0	.000	0-0	.000	0-0-0	0	0	0	0	0	2
vs. Vanderbilt	11/23						DNP								
vs. Maryland	11/24						DNP								
vs. Gonzaga	11/25						DNP								
TEXAS SOUTHERN	12/1	3	0-0	.000	0-0	.000	0-0	.000	0-0-0	0	0	0	0	0	0
MIAMI (OH)	12/10						DNP								
at Xavier	12/13						DNP								
at UAB	12/16						DNP								
LIPSCOMB	12/19						DNP								
WINTHROP	12/22						DNP								
CONNECTICUT	12/30						DNP								
at Rutgers	1/2						DNP								
PITTSBURGH	1/4						DNP								
CAL STATE BAKERSFIELD	1/6						DNP								
at Seton Hall	1/9						DNP								
at St. John's	1/13						DNP								
NOTRE DAME	1/16						DNP								
USF	1/20						DNP								
at Louisville	1/24						DNP								
PROVIDENCE	1/30						DNP								
at Notre Dame	2/4						DNP								
SYRACUSE	2/7						DNP								
at Connecticut	2/13						DNP								
at USF	2/16						DNP								
MARQUETTE	2/21						DNP								
DEPAUL	2/24						DNP								
at West Virginia	2/27						DNP								
VILLANOVA	3/2						DNP								
at Georgetown	3/6						DNP								
Totals		4	1-1	1.000	0-0	.000	0-0	.000	0-0-0	0	0	0	0	0	2

CAREER STATISTICS

2009-10	3-0	5/1.7	1-1	1.000	0-0	.000	0-0	.000	0	0	0	0.0	1	0	0	1	0	0	2	0.7
2010-11	4-0	8/2.0	1-1	1.000	0-0	.000	0-1	.000	0	0	0	0.0	2	0	0	1	0	0	2	0.5
TOTAL	7-0	13/1.9	2-2	1.000	0-0	.000	0-1	.000	0	0	0	0.0	3	0	0	2	0	0	4	0.6



JUNIOR • GUARD

DION DIXON

6-3 • 190

HOMETOWN: CHICAGO, ILL.

HIGH SCHOOL/PREVIOUS: CRANE TECHNICAL PREP COMMON

3

DIXON HIGHS

Season	Career
22 at Miami, 12/21/2010	Points 22 at Miami, 12/21/2010
6 at Syracuse, 1/15/11	3-Pointers Made 6 at Syracuse, 1/15/11
9 vs. Xavier, 1/6/2011	Rebounds 10, twice (last vs. Vanderbilt, 11/23/09)
6 vs. Seton Hall, 12/31/10	Assists 6 vs. Seton Hall, 12/31/10
3 at Oklahoma, 12/18/10	Steals 3 at Oklahoma, 12/18/10
1 vs. Mount St. Mary's, 11/15/10	Blocked Shots 2, twice (last vs. UConn, 1/10/09)
33 vs. Mount St. Mary's, 11/15/10	Minutes 36 vs. Eastern Kentucky, 12/20/08

2010-11 Season: Scored 18 points after making a career-high six three-point field goals at Syracuse (1/15) ... scored 16 points and grabbed six first-half rebounds vs. USF (1/12) ... posted eight points and six rebounds at Villanova (1/9) ... scored 16 points and grabbed a season-high nine rebounds vs. Xavier (1/6) ... dished out a career-high six assists and scored nine points vs. Seton Hall (12/31) ... scored 16 points vs. DePaul (12/28) ... in 18 minutes of play, scored seven points and passed out three assists vs. St. Francis (12/23) ... scored a career-high 23 points and added a season-high seven rebounds at Miami (12/21) ... scored 12 points against Georgia Southern (12/14) and at Oklahoma (12/18) ... posted 15 points and dished out a season-high four assists vs. Utah Valley (12/11) ... shot 60 percent from the floor scoring a game-high 17 points at Toledo, his third consecutive double-digit scoring game ... matched his season and career high 3-pointers made at Toledo, connecting on four ... one of five UC players to score in double figures against Wright State, scoring 11 points on 4-of-8 shooting from the floor ... posted a career-high 20 points vs. Dayton (11/27) ... Scored 14 points and made four 3-pointers vs. Florida A&M (11/22) ... one of four Bearcats to score in double figures vs. IPFW with 10 points ... posted three points and grabbed six rebounds in the season opener vs. Mount St. Mary's (11/15).

2009-10 Season: Was the Bearcats top reserve and averaged 4.6 points and 2.0 rebounds in 32 games off the bench ... notched first double-figure scoring effort in 10 games with 12 points off the bench vs. Marquette (2/21) ... scored all six points in a key three-minute stretch of the second half to help UC defeat UConn (2/13) ... added seven points and five rebounds in a win over Notre Dame (1/16) ... scored a team-high 13 points, which included a season-best three 3-pointers, in a win over CSUB (1/6) ... dished out a season-high four assists and tied a career high with two steals in two-point win over No. 10 Connecticut (12/30) ... scored 13 of 15 points in the first half of UC's win over Lipscomb (12/19) ... poured in a team-high 13 points at UAB (12/16) ... scored 13 points and added three boards and three assists in his only start of the season vs. Texas Southern (12/1) ... notched first career double-double with 12 points and a career-high tying 10 rebounds against Vanderbilt (11/23) ... scored five points, added three rebounds and two steals in win over PVAMU (11/16).

2008-09 Season: Team's top scorer off the bench averaging 7.3 ppg ... recorded fourth double-figure scoring game in a five-game stretch with a career-high 18 points at Syracuse (3/1) ... scored 10 points for the third straight game on 4-of-5 shooting vs. No. 7/7 Louisville (2/21) ... poured in 10 points at No. 4/4 Pittsburgh (2/14) ... added 10 points off the bench and tied a season-high with five assists vs. St. John's (2/11) ... scored nine points on 3-of-5 shooting vs. Notre Dame

2010-11 GAME-BY-GAME STATISTICS

Opponent	Date	gs	min	Total fg fga	pct	3-Pointers fga	pct	Free throws ft fta	pct	Rebounds off	def	tot	avg	pf	a	to	blk	stl	pts	avg	
MOUNT ST. MARY'S	11/15/10	*	33	1-6	.167	0-0	.000	1-2	.500	3	3	6	6.0	1	0	3	1	2	3	3.0	
IPFW	11/20/10	*	26	4-8	.500	0-4	.000	2-3	.667	0	0	0	0.0	1	2	0	0	0	10	6.5	
FLORIDA A&M	11/22/10	*	24	5-9	.556	4-6	.667	0-0	.000	0	1	1	2.3	2	3	1	0	1	14	9.0	
SAVANNAH STATE	11/24/10	*	30	2-5	.400	0-2	.000	5-6	.833	1	1	2	2.3	0	3	1	0	1	9	9.0	
vs Dayton	11/27/10	*	22	7-12	.583	3-6	.500	3-5	.600	0	3	3	2.4	1	2	1	0	2	20	11.2	
WRIGHT STATE	12/01/10	*	25	4-8	.500	1-3	.333	2-3	.667	0	1	1	2.2	2	0	1	0	0	11	11.2	
at TOLEDO	12/04/10	*	20	6-10	.600	4-8	.500	1-2	.500	1	2	3	2.3	1	1	0	0	0	17	12.0	
UTAH VALLEY	12/11/10	*	26	4-9	.444	2-4	.500	5-6	.833	1	2	3	2.4	1	4	1	0	0	15	12.4	
GEORGIA SOUTHERN	12/14/10	*	17	4-12	.333	1-2	.500	3-3	1.000	0	1	1	2.2	1	2	1	0	0	12	12.3	
at Oklahoma	12/18/10	*	27	4-8	.500	0-2	.000	4-6	.667	0	3	3	2.3	3	1	0	0	3	12.3		
at Miami	12/21/10	*	32	7-16	.438	1-4	.250	8-10	.800	2	5	7	2.7	1	2	0	0	1	23	13.3	
ST. FRANCIS (PA.)	12/23/10	*	18	3-6	.500	1-1	1.000	0-0	.000	2	1	3	2.8	0	3	1	0	0	7	12.8	
DEPAUL UNIVERSITY	12/28/10	*	29	4-10	.400	0-2	.000	8-10	.800	2	0	2	2.7	2	2	3	0	0	26	13.0	
SETON HALL	12/31/10	*	34	3-9	.333	0-4	.000	3-3	1.000	0	1	1	2.6	2	6	0	0	0	9	12.7	
XAVIER UNIVERSITY	01/06/11	*	36	6-15	.400	1-4	.250	3-4	.750	4	5	9	3.0	0	0	1	0	2	8	12.9	
at Villanova	01/09/11	*	30	3-14	.214	0-5	.000	2-3	.667	4	2	6	3.2	2	0	0	0	0	8	12.6	
USF	01/12/11	*	28	4-8	.500	1-4	.250	2-4	.500	1	5	6	3-4	0	1	0	0	1	11	12.5	
at Syracuse	1/15/11	*	33	6-12	.500	6-11	.545	0-1	.000	2	0	2	3.3	3	2	0	0	3	18	12.8	
Totals			17	490	77-177	.435	25-72	.347	52-71	.732	23	36	59	3.3	22	32	17	1	19	231	12.8

2009-10 GAME-BY-GAME STATISTICS

Opponent	Date	GS	Min	FG-FGA	Pct.	3FG-FGA	Pct.	FT-FTA	Pct.	O-D-T	A	TO	BLK	STL	Pts.	
PRAIRIE VIEW	11/16		22	2-5	.400	1-4	.250	0-0	.000	1-2-3	1	0	0	2	5	
TOLEDO	11/18		15	1-3	.333	0-2	.000	0-0	.000	0-0-0	0	1	0	1	2	
vs. Vanderbilt	11/23		30	5-12	.417	1-4	.250	1-1	1.000	3-7-10	1	2	1	0	12	
vs. Maryland	11/24		16	4-7	.571	0-1	.000	0-0	.000	4-1-5	1	1	0	0	8	
vs. Gonzaga	11/25		25	2-8	.250	1-6	.167	0-0	.000	0-1-1	2	0	0	0	5	
TEXAS SOUTHERN	12/1	*	20	5-7	.714	2-3	.667	1-1	1.000	1-2-3	3	3	0	0	13	
MIAMI (OH)	12/10		21	2-5	.400	0-2	.000	4-6	.667	3-1-4	2	1	0	1	8	
at Xavier	12/13		12	0-3	.000	0-1	.000	3-4	.750	1-0-1	1	0	0	1	3	
at UAB	12/16		26	4-11	.364	2-6	.333	3-4	.750	1-2-3	0	1	1	0	13	
LIPSCOMB	12/19		22	6-11	.545	1-4	.250	2-2	1.000	2-0-2	1	2	0	1	15	
WINTHROP	12/22		23	2-7	.286	0-3	.000	5-6	.833	0-1-1	3	2	0	2	9	
CONNECTICUT	12/30		15	0-1	.000	0-0	.000	0-0	.000	0-0-0	4	0	0	2	0	
at Rutgers	1/2		22	2-5	.400	0-1	.000	2-2	1.000	2-1-3	2	0	0	1	6	
PITTSBURGH	1/4		13	1-2	.500	0-0	.000	4-4	1.000	0-1-1	1	0	0	0	6	
CAL STATE BAKERSFIELD	1/6		23	4-9	.444	3-5	.600	2-3	.667	0-0-0	4	1	0	0	13	
at Seton Hall	1/9		9	0-1	.000	0-1	.000	0-0	.000	1-0-1	1	2	0	0	0	
at St. John's	1/13		15	0-5	.000	0-2	.000	2-2	1.000	0-0-0	0	1	0	0	2	
NOTRE DAME	1/16		24	2-9	.222	0-2	.000	3-3	1.000	2-3-5	2	0	0	0	7	
USF	1/20		22	3-8	.375	0-2	.000	0-0	.000	0-1-1	0	2	0	1	6	
at Louisville	1/24		10	0-1	.000	0-1	.000	0-0	.000	0-1-1	1	2	0	0	0	
PROVIDENCE	1/30		2	0-0	.000	0-0	.000	0-2	.000	0-0-0	0	2	0	0	0	
at Notre Dame	2/4		1	0-1	.000	0-1	.000	0-0	.000	0-2-2	0	0	0	0	0	
SYRACUSE	2/7		5	0-1	.000	0-1	.000	0-0	.000	0-0-0	0	0	0	0	0	
at Connecticut	2/13		16	3-5	.600	0-1	.000	0-0	.000	2-1-3	0	1	0	0	6	
at USF	2/16		20	1-3	.333	0-0	.000	1-2	.500	1-1-2	1	1	0	0	3	
MARQUETTE	2/21		32	4-8	.500	3-4	.750	1-4	.250	2-1-3	3	0	0	2	12	
DEPAUL	2/24		28	1-7	.143	0-3	.000	1-2	.500	0-3-3	1	1	0	1	3	
at West Virginia	2/27		5	0-1	.000	0-1	.000	0-0	.000	0-0-0	1	1	0	0	0	
VILLANOVA	3/2		1	0-0	.000	0-0	.000	0-0	.000	0-0-0	0	0	0	0	0	
at Georgetown	3/6									DNP						
vs. Rutgers	3/9									DNP						
vs. Louisville	3/10		5	0-2	.000	0-2	.000	0-0	.000	1-2-3	0	0	0	0	0	
vs. West Virginia	3/11		11	0-1	.000	0-0	.000	2-2	1.000	0-1-1	0	2	0	0	2	
WEBER STATE	3/17		6	0-3	.000	0-0	.000	2-2	1.000	1-3-4	0	1	0	1	2	
DAYTON	3/22		5	0-2	.000	0-2	.000	0-0	.000	0-1-1	0	0	0	0	0	
Totals			1	522	54-154	.351	14-65	.215	39-52	.750	28-39-67	36	30	2	16	161

CAREER STATISTICS

2008-09	32-5	700/21.9	76-207	.367	36-118	.305	46-69	.667	40	59	99	3.1	52	1	44	36	5	16	234	7.3
2009-10	33-1	522/15.8	54-154	.351	14-65	.215	39-52	.750	28	39	67	2.0	40	0	36	30	2	16	161	4.9
2010-11	18-17	490/27.2	77-177	.435	25-72	.347	52-71	.732	23	36	59	3.3	22	0	32	17	1	19	231	12.8
TOTAL	83-23	1712/20.6	207-538	.385	75-255	.294	137-192	.714	91	134	225	2.7	114	1	112	83	8	51	626	7.5

JUNIOR • GUARD

DION DIXON

6-3 • 190

HOMETOWN: CHICAGO, ILL.

HIGH SCHOOL/PREVIOUS: CRANE TECHNICAL PREP COMMON

3

(2/4) ... added eight points in 10 minutes at No. 21/21 Villanova (2/1) ... poured in all of his 10 points in the second half in win over No. 25/23 Georgetown ... scored seven points, including a key four-point play, in UC's win over St. John's (1/22) ... tied a then career-high with 14 points on a career-high four 3-pointers at Providence (1/19) ... recorded five points, three rebounds and two assists in 31 minutes off the bench at DePaul (1/17) ... added seven points, grabbed five rebounds, and tied season-high with two steals vs. Rutgers (1/14) ... scored seven points and tied season-high with two blocks vs. No. 5/5 Connecticut (1/10) ... added eight points and five rebounds in BIG EAST home opener vs. Providence (1/7) ... notched fourth double-figure scoring effort of the season with 11 points off the bench against Arkansas-Pine Bluff (12/22) ... scored eight points, grabbed eight rebounds, and dished out four assists vs. E. Kentucky (12/20) ... posted second double-digit scoring game in three-game stretch, notching 14 points vs. Mississippi State (12/18) ... also equalled his season-high with two steals vs. the Bulldogs ... registered second double-figure scoring game of the season with 11 points vs. Xavier (12/13) ... scored five points and grabbed five rebounds in first career start against UAB (12/6) ... posted first double-figure scoring game with 13 points (5-of-7), including three 3-pointers in win over UNLV (11/29) ... grabbed a season-high 10 rebounds vs. Texas Southern (11/18) ... scored eight points in collegiate debut vs. South Dakota, including two 3-pointers.

Prior to Cincinnati: Played his prep career at Crane Technical Prep in Chicago ... averaged 21.8 points, 5.6 rebounds, and 2.2 steals per game as a senior ... led the city in scoring ... earned special mention all-state from the Associated Press in 2008 ... named to the honor roll while in school.

Personal: Full name is Diontae Dwayne Dixon ... born Dec. 24, 1989 in Chicago, Ill. ... son of Toni Dixon and Donnie Harris ... has a twin sister D'Anna ... his favorite hobby is swimming ... major is criminal justice.

2008-09 GAME-BY-GAME STATISTICS

Opponent	Date	GS	Min	FG-FGA	Pct.	3FG-FGA	Pct.	FT-FTA	Pct.	O-D-T	A	TO	BLK	Stl	Pts.	
SOUTH DAKOTA	11/16		26	3-7	.429	2-5	.400	0-0	.000	0-1-1	1	0	0	2	8	
TEXAS SOUTHERN	11/18		19	2-6	.333	0-1	.000	0-3	.000	6-4-10	5	3	1	1	4	
WESTERN ILLINOIS	11/22		20	1-5	.200	1-4	.250	2-2	1.000	0-5-5	0	1	2	0	5	
COASTAL CAROLINA	11/24		16	1-4	.250	0-3	.000	0-0	.000	1-2-3	2	1	0	0	2	
vs. Florida State	11/28		13	1-2	.500	0-1	.000	1-2	.500	2-0-2	0	3	0	0	3	
at UNLV	11/29		20	5-7	.714	3-5	.600	0-0	.000	1-2-3	1	0	0	0	13	
UAB	12/6	*	21	1-4	.250	0-1	.000	3-4	.750	1-4-5	2	1	0	1	5	
XAVIER	12/13		18	3-6	.500	0-2	.000	5-6	.833	2-0-2	0	1	0	0	11	
CHARLESTON SO.	12/15	*	20	0-8	.000	0-3	.000	2-3	.667	1-3-4	2	0	0	0	2	
vs. Miss. St.	12/18	*	25	3-7	.429	2-4	.500	6-9	.667	1-2-3	1	2	0	2	14	
EASTERN KY.	12/20	*	36	2-10	.200	2-5	.400	2-2	1.000	3-5-8	4	1	0	1	8	
ARK. PINE-BLUFF	12/22		24	4-8	.500	3-5	.600	0-0	.000	1-0-1	0	0	0	2	11	
at Memphis	12/29	*	14	1-3	.333	0-1	.000	2-2	1.000	1-2-3	0	2	0	0	4	
at Marquette	1/4		15	1-5	.200	1-5	.200	0-0	.000	1-1-2	1	2	0	1	3	
PROVIDENCE	1/7		18	3-11	.273	0-5	.000	2-2	1.000	2-3-5	2	0	0	0	8	
CONNECTICUT	1/10		21	3-6	.500	1-2	.500	0-0	.000	1-1-2	0	1	2	1	7	
RUTGERS	1/14		20	3-7	.429	0-1	.000	1-2	.500	2-3-5	0	0	0	2	7	
at DePaul	1/17		31	1-6	.167	1-4	.250	2-4	.500	1-2-3	2	2	0	0	5	
at Providence	1/19		31	5-11	.455	4-8	.500	0-0	.000	1-0-1	1	1	0	0	14	
at St. John's	1/22		25	2-6	.333	1-3	.333	2-3	.667	0-1-1	1	1	0	0	7	
GEORGETOWN	1/28		25	3-8	.375	3-7	.429	1-2	.500	1-3-4	0	2	0	0	10	
at Villanova	2/1		10	3-5	.600	2-4	.500	0-0	.000	1-0-1	0	2	0	0	8	
NOTRE DAME	2/4		30	3-5	.600	1-2	.500	2-4	.500	0-2-2	2	0	0	1	9	
at Georgetown	2/7		23	1-4	.250	0-3	.000	0-0	.000	0-1-1	2	3	0	0	2	
ST. JOHN'S	2/11		30	3-5	.600	1-1	1.000	3-6	.500	0-3-3	5	3	0	2	10	
at Pittsburgh	2/14		19	3-6	.500	1-2	.500	3-5	.600	1-0-1	1	0	0	0	10	
LOUISVILLE	2/21		16	4-5	.800	2-2	1.000	0-0	.000	2-1-3	1	0	0	0	10	
WEST VIRGINIA	2/26		20	3-5	.600	0-1	.000	0-0	.000	1-0-1	1	0	0	0	6	
at Syracuse	3/1		30	5-15	.333	4-13	.308	4-4	1.000	1-4-5	3	1	0	0	18	
at USF	3/3		20	1-9	.111	0-7	.000	2-2	1.000	3-3-6	1	0	0	0	4	
SETON HALL	3/7		19	0-4	.000	0-3	.000	0-0	.000	1-0-1	1	2	0	0	0	
vs. DePaul	3/10		25	2-7	.286	1-5	.200	1-2	.500	1-1-2	2	1	0	0	6	
Totals			5	700	76-207	.367	36-118	.305	46-69	.667	40-59-99	52	44	5	16	234

DIXON CAREER STATISTICS

2008-09	32-5	700/21.9	76-207	.367	36-118	.305	46-69	.667	40	59	99	3.1	52	1	44	36	5	16	234	7.3
2009-10	33-1	522/15.8	54-154	.351	14-65	.215	39-52	.750	28	39	67	2.0	40	0	36	30	2	16	161	4.9
2010-11	18-17	490/27.2	77-177	.435	25-72	.347	52-71	.732	23	36	59	3.3	22	0	32	17	1	19	231	12.8
TOTAL	83-23	1712/20.6	207-538	.385	75-255	.294	137-192	.714	91	134	225	2.7	114	1	112	83	8	51	626	7.5



FRESHMAN • FORWARD

JUSTIN JACKSON

6-8 • 215

HOMETOWN: COCOA BEACH, FLA.

HIGH SCHOOL/PREVIOUS: ARLINGTON COUNTRY DAY

5

JACKSON HIGHS

Season	Career
7 vs. St. Francis, 12/23/10	Points Same
1 vs. St. Francis, 12/23/10	3-Pointers Made Same
7 vs. Dayton, 11/27/10	Rebounds Same
3 vs. Georgia Southern, 12/14/10	Assists Same
3 vs. Mount St. Mary's, 11/15/10	Steals Same
2, 2x (last vs. Dayton, 11/27/10)	Blocked Shots Same
26 vs. Mount St. Mary's, 11/15/10	Minutes Same

2010-11 GAME-BY-GAME STATISTICS

Opponent	Date	gs	min	Total		3-Pointers		Free throws		Rebounds			pf	a	t/o	blk	stl	pts	avg		
				fg	f/fga	pct	fg	f/fga	pct	ft	f/fta	pct								off	def
MOUNT ST. MARY'S	11/15/10	26	0-3	.000	0-1	.000	0-0	.000	1	3	4	4.0	3	2	0	2	3	0	0.0		
IPFW	11/20/10	8	0-0	.000	0-0	.000	1-2	.500	0	1	1	2.5	0	0	0	0	0	1	0.5		
FLORIDA A&M	11/22/10	10	0-1	.000	0-0	.000	1-2	.500	0	2	2	2.3	4	1	1	0	0	1	0.7		
SAVANNAH STATE	11/24/10	3	0-1	.000	0-0	.000	0-0	.000	0	1	1	2.0	0	0	1	0	0	0	0.5		
vs Dayton	11/27/10	18	2-2	1.000	0-0	.000	1-5	.200	3	4	7	3.0	3	1	1	2	1	5	1.4		
WRIGHT STATE	12/01/10	14	1-2	.500	0-0	.000	0-0	.000	2	1	3	3.0	3	2	0	1	2	2	1.5		
at TOLEDO	12/04/10	11	0-0	.000	0-0	.000	2-4	.500	0	0	0	2.6	3	0	1	0	2	2	1.6		
UTAH VALLEY	12/11/10	10	1-1	1.000	0-0	.000	0-0	.000	0	4	4	2.8	3	0	2	1	0	2	1.6		
GEORGIA SOUTHERN	12/14/10	17	2-3	.667	0-0	.000	0-1	.000	2	3	5	3.0	1	3	0	0	0	4	1.9		
at Oklahoma	12/18/10	6	1-1	1.000	0-0	.000	0-1	.000	0	1	1	2.8	1	0	1	0	0	2	1.9		
at Miami	12/21/10	7	1-1	1.000	0-0	.000	0-0	.000	0	1	1	2.6	2	0	0	0	0	2	1.9		
ST. FRANCIS (PA.)	12/23/10	15	3-5	.600	1-2	.500	0-0	.000	2	2	4	2.8	2	1	3	1	1	7	2.3		
DEPAUL UNIVERSITY	12/28/10	8	0-2	.000	0-0	.000	0-0	.000	0	1	1	2.6	3	1	0	0	0	0	2.2		
SETON HALL	12/31/10	2	0-0	.000	0-0	.000	0-0	.000	0	1	1	2.5	1	0	0	0	0	0	2.0		
XAVIER UNIVERSITY	01/06/11	2	0-0	.000	0-0	.000	0-0	.000	0	0	0	2.3	1	0	0	0	0	0	1.9		
at Villanova	01/09/11	22	1-1	1.000	0-0	.000	1-2	.500	1	2	3	2.4	1	0	1	1	2	3	1.9		
USF	01/12/11	10	1-1	1.000	0-0	.000	1-2	.500	0	0	0	2.2	1	1	2	1	2	3	2.0		
at Syracuse	1/15/11	12	1-4	.250	0-0	.000	0-0	.000	1	1	2	2.2	1	1	0	0	0	2	2.0		
Totals			0	201	14-28	.500	1-3	.333	7-19	.368	12	28	40	2.2	33	13	13	9	13	36	2.0

2010-11 Season: Grabbed two rebounds and scored two points at Syracuse (1/15) ... scored three points, passed out an assist, blocked a shots and had two steals vs. USF (1/12) ... Posted three points and three rebounds at Villanova (1/9) ... scored a career-high seven points and grabbed four rebounds vs. St. Francis (12/23) ... scored two points and secured one rebound at Miami (12/21) ... dished out three assists - a season high - and recorded five rebounds against Georgia Southern (12/14) ... pulled down four rebounds vs. Utah Valley (12/11) ... scored two points and had two steals at Toledo (12/4) ... scored two points, grabbed three rebounds, handed out two assists, picked off two steals and recorded a block in 14 minutes against Wright State (12/1) ... posted career highs in rebounds (7) and points (5) vs. Dayton (11/27) ... played 26 minutes in his collegiate debut vs. Mount St. Mary's (11/15) and grabbed four rebounds, made two assists, and totaled three steals.

High School: Was ranked No. 92 among the ESPN100 top recruits ... was the first player signed in the early signing period by UC ... is a power forward with strong defensive and rebounding skills ... played last season with fellow UC freshman Kelvin Gaines at Arlington Country Day in Jacksonville, Fla. ... helped the Apaches to the FHSAA Class 2A finals and a record of 21-6 as a senior ... spent his junior season at Montverde Academy playing for Kevin Sutton where he posted 15.0 points, 12.3 rebounds, and 3.1 blocks per game ... named to the Florida Association of Basketball Coaches (FABC) and Florida Sports Writer's Association (FSWA) State All-Independent teams.

Personal: Full name Justin Jackson ... born Oct. 13, 1990 ... son of Larry and Shannan Jackson ... has two brothers and a sister ... majoring in criminal justice.

CAREER STATISTICS

2010-11	18-0	201/11.2	14-28	.500	1-3	.333	7-19	.368	12	28	40	2.2	33	0	13	13	9	13	36	2.0
TOTAL	18-0	201/11.2	14-28	.500	1-3	.333	7-19	.368	12	28	40	2.2	33	0	13	13	9	13	36	2.0



SOPHOMORE • GUARD

ALEX EPPENSTEINER

6-3 • 205

HOMETOWN: CINCINNATI, OHIO

HIGH SCHOOL/PREVIOUS: ELDER

10

EPPENSTEINER HIGHS

Season	Career
2 vs. Georgia Southern, 12/14/10	Points 2 vs. Georgia Southern, 12/14/10
—	3-Pointers Made —
—	Rebounds —
—	Assists 2 vs. Texas Southern, 12/1/09
1 vs. St. Francis, 12/23/2010	Steals 1 vs. St. Francis, 12/23/2010
—	Blocked Shots —
3 vs. Georgia Southern, 12/14/10	Minutes 5 vs. Texas Southern, 12/1/09

2010-11 Season: Played two minutes vs. St. Francis (12/23) and recorded his first-career steal ... scored first collegiate basket, against Georgia Southern (12/14) in season-high three minutes played ... played one minute at Toledo ... saw first action of season against Dayton (11/27).

2009-10 Season: Saw first action since Jan. 6 in first-round NIT match-up against Weber State (3/17) ... dished out a season-high two assists on Dec. 1 against Texas Southern ... made collegiate debut in win over Toledo (11/18).

Prior to Cincinnati: Two-year letterwinner at Elder High School ... averaged 14.0 ppg and led Elder team in free throw percentage and blocked shots during senior season ... coached by Joe Schoenfeld ... helped 2008 squad to an 18-5 overall record.

Personal: Full name is Alex Joseph Eppensteiner ... born Dec. 26, 1990 ... son of John and Janis Eppensteiner ... has two brothers and one sister ... majoring in business.

2010-11 GAME-BY-GAME STATISTICS

Opponent	Date	gs	min	Total		3-Pointers		Free throws		Rebounds			pf	a	to	blk	stl	pts	avg
				fg	fga	pct	3fg	3fga	pct	ft	fta	pct							
vs Dayton	11/27/10	1	0-0	.000	0-0	.000	0-0	.000	0-0	.000	0	0	0	0	0	0	0	0	0.0
at TOLEDO	12/04/10	1	0-0	.000	0-0	.000	0-0	.000	0-0	.000	0	0	0	0	0	0	0	0	0.0
GEORGIA SOUTHERN	12/14/10	3	0-1	.000	0-0	.000	2-2	1.000	0-0	.000	0	0	0	0	0	0	0	2	0.7
ST. FRANCIS (PA.)	12/23/10	2	0-0	.000	0-0	.000	0-0	.000	0-0	.000	0	0	0	0	0	0	1	0	0.5
Totals		0	7	0-1	.000	0-0	.000	2-2	1.000	0	0	0	0	0	0	0	1	2	0.5

2009-10 GAME-BY-GAME STATISTICS

Opponent	Date	GS	Min	FG-FGA	Pct.	3FG-FGA	Pct.	FT-FTA	Pct.	O-D-T	A	TO	BLK	Stl	Pts.
PRAIRIE VIEW	11/16							DNP							
TOLEDO	11/18	1	0-1	.000	0-0			0-0	.000	0-0-0	0	0	0	0	0
vs. Vanderbilt	11/23							DNP							
vs. Maryland	11/24							DNP							
vs. Gonzaga	11/25							DNP							
TEXAS SOUTHERN	12/1	5	0-1	.000	0-0	.000	0-0	.000	0-0-0	2	1	0	0	0	0
MIAMI (OH)	12/10							DNP							
at Xavier	12/13							DNP							
at UAB	12/16							DNP							
LIPSCOMB	12/19	2	0-0	.000	0-0	.000	0-0	.000	0-0-0	0	0	0	0	0	0
WINTHROP	12/22							DNP							
CONNECTICUT	12/30							DNP							
at Rutgers	1/2							DNP							
PITTSBURGH	1/4							DNP							
CAL STATE BAKERSFIELD	1/6							DNP							
at Seton Hall	1/9							DNP							
at St. John's	1/13							DNP							
NOTRE DAME	1/16							DNP							
USF	1/20							DNP							
at Louisville	1/24							DNP							
PROVIDENCE	1/30							DNP							
at Notre Dame	2/4							DNP							
SYRACUSE	2/7							DNP							
at Connecticut	2/13							DNP							
at USF	2/16							DNP							
MARQUETTE	2/21							DNP							
DEPAUL	2/24							DNP							
at West Virginia	2/27							DNP							
VILLANOVA	3/2							DNP							
at Georgetown	3/6							DNP							
Totals		8	0-2	.000	0-0	.000	0-0	.000	0-0-0	2	1	0	0	0	0

CAREER STATISTICS

2009-10	6-0	10/1.7	0-3	.000	0-1	.000	0-2	.000	0	0	0	0.0	1	0	2	1	0	0	0	0.0
2010-11	4-0	7/1.8	0-1	.000	0-0	.000	2-2	1.000	0	0	0	0.0	0	0	0	0	0	1	2	0.5
TOTAL	10-0	17/1.7	0-4	.000	0-1	.000	2-4	.500	0	0	0	0.0	1	0	2	1	0	1	2	0.2



SENIOR • GUARD

LARRY DAVIS

6-3 • 185

HOMETOWN: HOUSTON, TEXAS

HIGH SCHOOL/PREVIOUS: ALIEF-HASTINGS

11

DAVIS HIGHS

Season	Career
20 vs. DePaul, 12/28/10	Points 21 vs. Notre Dame, 2/4/09
4, 2x (last vs. DePaul, 12/28/10)	3-Pointers Made 5 vs. Mississippi State, 12/18/08
2, 2x (last vs. DePaul, 12/28/10)	Rebounds 6 vs. WVU, 2/26/09
4 vs. St. Francis, 12/23/10	Assists 6 vs. Seton Hall, 3/7/09
3 at Toledo, 12/4/10	Steals 4 vs. Seton Hall, 3/7/09
—	Blocked Shots 1, 5x (vs. Notre Dame, 2/4/09)
27 vs. St. Francis, 12/23/10	Minutes 33 at Georgetown, 2/7/09

2010-11 Season: Scored three points and grabbed two rebounds at Syracuse (1/15) ... scored three points and added three rebounds vs. USF (1/12) ... scored three points and grabbed a rebound at Villanova (1/9) ... posted eight points, two rebounds and two steals vs. Xavier (1/6) ... Scored a season-high 20 points and shot 4-of-6 from three-point range vs. DePaul (12/28) ... Started his first game of season vs. St. Francis (12/23) and responded with season-highs of 18 points, two rebounds and four assists ... scored three points and grabbed one rebound at Miami (12/21) ... posted a season-high 11 points against Georgia Southern (12/14), shooting perfect from the floor (4-4) ... scored five points against Utah Valley (12/11) ... landed a season-high two 3-pointers and picked off a season-high three steals at Toledo (12/4), scoring nine points ... played a season-high 20 minutes against Wright State (12/1), scoring three points and handing out three assists.

2009-10 Season: Scored seven points off the bench vs. Weber State (3/17) ... recorded a season-high three steals at No. 8/7 West Virginia (2/27) ... matched a season-high with 13 points and dished out a season-best three assists vs. Marquette (2/21) ... led the Bearcats with 12 points on a season-high four 3-pointers at Notre Dame (2/4) ... scored five points in 21 minutes against Cal State Bakersfield (1/6) ... hit 4-of-8 shots and scored nine points in a win over No. 10 Connecticut (12/30) ... scored all 10 points in the second half after earning first start of the season vs. Lipscomb (12/19) ... came off the bench and scored four points and tied a season-high with five rebounds at Xavier (12/13) ... added five points and grabbed three boards off the bench in a four-point win over Miami (OH) (12/10) ... put in five points off the bench against Gonzaga (11/25) ... hit two 3-pointers and grabbed five boards against Toledo (11/18) ... tacked on 13 points off the bench against Prairie View A&M (11/16).

2008-09 Season: Tied for 15th in 3-point field goal percentage (.379) in conference-only games ... tallied 11 points and dished out a career-best six assists while recording a career-high four steals against Seton Hall (3/7) ... scored seven points and grabbed a career-high six rebounds vs. West Virginia (2/26) ... recorded double-figure points for the third time in four games with 13 points at Pittsburgh (2/14) ... put in all 11 of his points in the second half in a come-from-behind win at Georgetown (2/7) ... scored a career-high 21 points on 8-of-14 shooting from the floor vs. Notre Dame (2/4) ... put in five points and added two steals at St. John's (1/22) ... scored six points on a perfect 2-of-2 shooting from three against Connecticut (1/10) ... registered fifth double-figure scoring game of the season with 11 points at Marquette (11/4) ... put Cincinnati ahead late in regulation vs. Eastern Kentucky (12/20) with a three-point play followed by a 3-pointer ... scored 14 points vs. Eastern Kentucky, his fourth double-

2010-11 GAME-BY-GAME STATISTICS

Opponent	Date	gs	min	fg-fga	pct	3fg-fga	pct	ft-fa	pct	off	def	tot	ast	pf	a	to	blk	stl	pts	avg
MOUNT ST. MARY'S	11/15/10	12	1-2	.500	1-2	.500	0-0	.000	1	0	1	1	1	1	1	0	0	0	3	3.0
IPFW	11/20/10	12	0-2	.000	0-1	.000	0-0	.000	0	0	0	0	0	0	0	0	0	0	0	1.5
FLORIDA A&M	11/22/10	7	0-1	.000	0-1	.000	1-2	.500	0	0	0	0	0	0	0	0	0	0	1	1.3
SAVANNAH STATE	11/24/10	9	0-3	.000	0-2	.000	0-0	.000	1	0	1	0	1	0	1	0	0	0	1	1.0
vs Dayton	11/27/10	17	1-4	.250	1-1	1.000	0-0	.000	0	1	1	0	0	2	0	1	0	2	3	1.4
WRIGHT STATE	12/01/10	20	1-2	.500	1-2	.500	0-0	.000	1	0	1	0	0	0	0	0	0	0	0	1.7
at TOLEDO	12/04/10	18	3-8	.375	2-4	.500	1-2	.500	1	0	1	0	0	0	0	0	0	0	3	2.7
UTAH VALLEY	12/11/10	14	2-6	.333	1-3	.333	0-1	.000	1	0	1	0	0	0	0	0	0	0	1	5.0
GEORGIA SOUTHERN	12/14/10	17	4-4	1.000	1-1	1.000	2-4	.500	0	0	0	0	0	0	0	0	0	0	1	11.3
at Oklahoma	12/18/10	10	2-3	.667	0-1	.000	0-0	.000	0	0	0	0	0	0	0	0	0	0	1	4.3
at Miami	12/21/10	16	1-2	.500	1-2	.500	0-0	.000	1	0	1	0	0	0	0	0	0	0	0	3.8
ST. FRANCIS (PA.)	12/23/10	27	6-10	.600	4-7	.571	2-2	1.000	0	2	2	0	0	0	0	0	0	0	0	18.5
DEPAUL UNIVERSITY	12/28/10	23	6-9	.667	4-6	.667	4-4	1.000	1	1	2	0	0	0	0	0	0	0	1	20.6
SETON HALL	12/31/10	16	1-3	.333	1-2	.500	0-0	.000	0	1	1	0	0	0	0	0	0	0	0	3.9
XAVIER UNIVERSITY	01/06/11	22	2-4	.500	2-4	.500	2-2	1.000	0	2	2	0	0	0	0	0	0	0	0	8.6
at Villanova	01/09/11	11	1-3	.333	1-2	.500	0-0	.000	0	1	1	0	0	0	0	0	0	0	0	3.9
USF	01/12/11	18	1-3	.333	1-2	.500	0-0	.000	1	1	2	1	0	0	0	0	0	0	1	3.7
at Syracuse	1/15/11	16	1-5	.200	1-4	.250	0-0	.000	2	0	2	1	1	0	0	0	0	0	0	3.6
Totals		1	285	33-74	.446	22-47	.468	12-17	.706	10	9	19	11	19	17	16	0	0	12	55.6

2009-10 GAME-BY-GAME STATISTICS

Opponent	Date	GS	Min	FG-FGA	Pct	3FG-FGA	Pct	FT-FTA	Pct	O-D-T	A	TO	BLK	Stl	Pts
PRAIRIE VIEW	11/16	20	5-8	.625	2-5	.400	1-1	1.000	0-0-0	1	3	0	0	0	13
TOLEDO	11/18	15	2-8	.250	2-6	.333	0-0	.000	3-2-5	2	0	0	0	0	6
vs. Vanderbilt	11/23	12	0-2	.000	0-1	.000	0-0	.000	1-2-3	0	0	0	0	0	2
vs. Maryland	11/24	10	0-0	.000	0-0	.000	0-0	.000	0-0-0	0	0	0	0	0	0
vs. Gonzaga	11/25	16	2-3	.667	1-2	.500	0-0	.000	1-0-1	0	2	0	0	0	5
TEXAS SOUTHERN	12/1								DNP						
MIAMI (OH)	12/10	12	1-4	.250	1-1	1.000	2-2	1.000	1-2-3	0	1	0	0	0	5
at Xavier	12/13	21	2-8	.250	0-3	.000	0-0	.000	1-4-5	1	1	0	0	1	4
at UAB	12/16	20	1-7	.143	0-3	.000	0-0	.000	0-0-0	0	1	0	0	2	2
LIPSCOMB	12/19	*	13	4-6	.667	2-3	.667	0-0	.000	1-1-2	0	1	0	0	10
WINTHROP	12/22	*	15	0-2	.000	0-2	.000	0-0	.000	0-1-1	1	1	0	0	0
CONNECTICUT	12/30	*	20	4-8	.500	1-4	.250	0-0	.000	2-0-2	0	1	0	0	9
at Rutgers	1/2	*	18	0-4	.000	0-2	.000	0-0	.000	0-2-2	2	2	0	0	0
PITTSBURGH	1/4	*	19	0-2	.000	0-2	.000	0-0	.000	0-0-0	1	0	0	0	0
CAL STATE BAKERSFIELD	1/6		21	2-5	.400	1-4	.250	0-0	.000	0-1-1	1	2	0	0	5
at Seton Hall	1/9		3	0-0	.000	0-0	.000	0-0	.000	0-0-0	0	0	0	0	0
at St. John's	1/13		2	0-0	.000	0-0	.000	0-0	.000	0-0-0	1	1	0	0	0
NOTRE DAME	1/16	*	19	0-5	.000	0-4	.000	0-0	.000	1-1-2	1	3	0	0	0
USF	1/20		5	0-1	.000	0-0	.000	0-2	.000	0-1-1	1	0	0	0	0
at Louisville	1/24								DNP						
PROVIDENCE	1/30		9	0-2	.000	0-1	.000	0-0	.000	0-0-0	0	0	0	0	0
at Notre Dame	2/4		20	4-8	.500	4-8	.500	0-0	.000	0-1-1	0	0	0	0	12
SYRACUSE	2/7		6	1-3	.333	1-3	.333	0-0	.000	0-0-0	0	1	0	0	3
at Connecticut	2/13		1	0-1	.000	0-0	.000	0-0	.000	0-0-0	0	0	0	0	0
at USF	2/16		0	0-0	.000	0-0	.000	0-0	.000	0-0-0	0	0	0	0	0
MARQUETTE	2/21		28	5-12	.417	3-6	.500	0-0	.000	1-1-2	3	2	0	0	13
DEPAUL	2/24		9	1-4	.250	0-2	.000	3-4	.750	0-1-1	1	1	0	0	5
at West Virginia	2/27		16	0-2	.000	0-2	.000	0-0	.000	0-1-0	0	0	0	0	0
VILLANOVA	3/2	*	18	0-5	.000	0-5	.000	0-0	.000	1-4-5	2	0	0	0	0
at Georgetown	3/6		15	0-3	.000	0-1	.000	0-0	.000	2-0-2	3	2	0	0	0
vs. Rutgers	3/9		11	0-2	.000	0-2	.000	0-0	.000	0-0-0	0	1	0	0	0
vs. Louisville	3/10		9	0-2	.000	0-1	.000	0-0	.000	0-0-0	1	0	0	0	0
vs. West Virginia	3/11		3	1-1	1.000	1-1	1.000	0-0	.000	0-1-1	0	0	0	0	3
WEBER STATE	3/17		15	2-7	.286	1-5	.200	2-2	1.000	1-0-1	1	0	0	1	7
DAYTON	3/22		15	0-3	.000	0-3	.000	2-2	1.000	1-2-3	0	2	0	0	2
Totals		7	436	37-128	.289	20-82	.244	10-13	.769	17-28-45	23	28	1	12	104

CAREER STATISTICS

2007-08	32-2	367/11.5	52-125	.416	21-70	.300	13-19	.684	6	16	22	0.7	42	0	18	24	2	7	138	4.3
2008-09	32-26	731/22.8	80-218	.367	43-122	.352	13-21	.619	25	34	59	1.8	62	2	48	35	4	20	216	6.8
2009-10	33-7	436/13.2	37-128	.289	20-82	.244	10-13	.769	17	28	45	1.4	33	1	23	28	1	12	104	3.2
2010-11	18-1	285/15.8	33-74	.446	22-47	.468	12-17	.706	10	9	19	1.1	19	0	17	16	0	12	100	5.6
TOTAL	115-36	1819/15.8	202-545	.371	106-321	.330	48-70	.686	58	87	145	1.3	156	3	106	103	7	51	558	4.9

SENIOR • GUARD

LARRY DAVIS

6-3 • 185

HOMETOWN: HOUSTON, TEXAS

HIGH SCHOOL/PREVIOUS: ALIEF-HASTINGS



figuring scoring game of the season ... tallied his third double-digit scoring night of the season with 12 points vs. Mississippi State (12/18), hitting on 4-of-5 3-pointers ... scored nine points, knocking down 3-of-5 3-pointers vs. Charleston Southern (12/15) ... six points, three assists, and two rebounds vs. Xavier (12/13) ... played a career-high 31 minutes and scored 14 points, including four 3-pointers, against Coastal Carolina (11/24) ... added 11 points in vs. Texas Southern ... one of the team's top on-ball defenders.

2007-08 Season: Played in all 32 games, starting the first two of the season ... averaged 4.3 points per game ... equaled his season high, knocking down two 3-pointers vs. DePaul (3/6) and accounting for all six of his points in the game ... scored in double-digits five times during the year, including a season-best 16 points vs. Providence (3/2) ... played a season-high 29 minutes vs. the Friars ... posted a pair of steals and an assist at Georgetown (2/23) ... notched 10 points on 5-of-7 shooting in a 17-point win over St. John's (2/13) ... was 2-for-2 from the field and 1-for-1 from the free throw line for five points in six minutes at West Virginia (1/30) ... knocked down a pair of 3-pointers on his way to 10 points at Notre Dame (1/15) ... had seven points in 19 minutes of action at North Carolina State (12/23) ... tallied nine points on 3-of-8 shooting in his first Crosstown Shootout vs. Xavier (12/12) ... was one of three Bearcats to score in double-digits vs. USC Upstate (11/26) with 15 points on 6-of-11 shooting ... scored seven points and added an assist and a steal in UC's first win of the year vs. Western Carolina (11/10) in the Peggy Cronin Classic ... scored 11 points in the season opener vs. Belmont (11/9).

High School: Helped Alief-Hastings to a combined record of 56-16 over his junior and senior seasons ... team made it to the state regional semifinals as a senior ... averaged 14.8 points, 6.2 rebounds, 4.1 assists and 4.3 steals as a junior ... team finished with a 31-6 record and a district title ... spent the summer on the AAU circuit with T-Mac and coach Chris Walker.

Personal: Full name is Larry P. Davis ... born June 6, 1989 in Lufkin, Texas ... son of Larry and Sonia Davis ... father played college basketball at SMU ... major is criminal justice.

2008-09 GAME-BY-GAME STATISTICS

Opponent	Date	GS	Min	FG-FGA	Pct.	3FG-FGA	Pct.	FT-FTA	Pct.	O-D-T	A	TO	BLK	Stl	Pts.	
SOUTH DAKOTA	11/16	*	17	1-7	.143	1-4	.250	0-0	.000	1-2-3	1	3	0	0	3	
TEXAS SOUTHERN	11/18	*	28	3-7	.429	2-5	.400	3-4	.750	0-0-0	2	0	0	1	11	
WESTERN ILLINOIS	11/22	*	25	2-4	.500	0-1	.000	0-0	.000	2-3-5	4	1	0	0	4	
COASTAL CAROLINA	11/24	*	31	5-11	.455	4-7	.571	0-0	.000	0-2-2	4	2	0	2	14	
vs. Florida State	11/28	*	31	4-8	.500	0-3	.000	0-0	.000	0-1-1	0	0	0	2	8	
at UNLV	11/29	*	26	0-10	.000	0-4	.000	0-0	.000	3-1-4	0	1	0	2	0	
UAB	12/6	*	23	2-7	.286	2-5	.400	2-3	.667	2-1-3	2	2	0	0	8	
XAVIER	12/13	*	18	2-5	.400	2-3	.667	0-0	.000	2-0-2	3	0	0	0	6	
CHARLESTON SO.	12/15		14	3-6	.500	3-5	.600	0-0	.000	2-0-2	1	0	0	0	9	
vs. Miss. St.	12/18		20	4-6	.667	4-5	.800	0-0	.000	0-0-0	3	2	0	0	12	
EASTERN KY.	12/20		30	5-14	.357	3-11	.273	1-1	1.000	0-0-0	2	0	0	1	14	
ARK. PINE-BLUFF	12/22	*	20	2-10	.200	0-5	.000	0-0	.000	0-3-3	3	2	0	2	4	
at Memphis	12/29		20	0-3	.000	0-3	.000	0-0	.000	1-0-1	0	1	0	1	0	
at Marquette	1/4	*	25	4-9	.444	1-2	.500	2-2	1.000	1-0-1	1	3	0	0	11	
PROVIDENCE	1/7		18	3-5	.600	1-2	.500	0-0	.000	0-0-0	1	2	0	0	7	
CONNECTICUT	1/10	*	19	2-2	1.000	2-2	1.000	0-0	.000	0-0-0	0	1	0	0	6	
RUTGERS	1/14	*	22	0-4	.000	0-2	.000	1-2	.500	1-2-3	2	0	0	0	1	
at DePaul	1/17	*	9	0-1	.000	0-0	.000	0-0	.000	0-1-1	0	1	0	0	0	
at Providence	1/19	*	9	1-3	.333	0-1	.000	0-0	.000	0-1-1	1	0	1	0	2	
at St. John's	1/22	*	20	2-5	.400	1-2	.500	0-0	.000	0-1-1	0	0	0	2	5	
GEORGETOWN	1/28	*	9	0-1	.000	0-1	.000	0-0	.000	0-0-0	1	1	1	0	0	
at Villanova	2/1	*	15	1-9	.111	1-6	.167	0-0	.000	1-2-3	0	1	0	0	3	
NOTRE DAME	2/4	*	30	8-14	.571	3-6	.500	2-2	1.000	0-2-2	2	0	1	0	21	
at Georgetown	2/7	*	33	4-7	.571	3-5	.600	0-1	.000	0-1-1	1	0	0	0	11	
ST. JOHN'S	2/11	*	15	2-4	.500	1-2	.500	0-0	.000	1-0-1	0	0	0	0	5	
at Pittsburgh	2/14	*	20	6-7	.857	1-2	.500	0-1	.000	1-1-2	1	0	0	0	13	
LOUISVILLE	2/21	*	25	3-6	.500	2-4	.500	0-0	.000	1-1-2	1	1	0	2	8	
WEST VIRGINIA	2/26	*	23	2-10	.200	2-7	.286	1-3	.333	2-4-6	3	1	0	0	7	
at Syracuse	3/1	*	23	3-8	.375	2-6	.333	0-0	.000	1-1-2	1	2	0	0	8	
at USF	3/3		13	0-3	.000	0-2	.000	0-0	.000	0-0-0	1	1	0	0	0	
SETON HALL	3/7	*	32	4-13	.308	2-6	.333	1-2	.500	1-3-4	6	3	1	4	11	
vs. DePaul	3/10	*	28	2-9	.222	0-3	.000	0-0	.000	2-1-3	0	1	0	1	4	
Totals			26	691	80-218	.367	43-122	.352	13-21	.619	25-34-59	48	35	4	20	116

2007-08 GAME-BY-GAME STATISTICS

Opponent	Date	GS	Min	FG	FGA	Pct	3FG	FGA	Pct	FT	FTA	Pct	OR-T	Avg	PF	FO	A	T	B	S	Pts	
BELMONT	11/09	*	20	4	7	.571	2	5	.400	1	2	.500	1-2	2.0	3	0	1	3	1	0	11	
WESTERN CAROLINA	11/10	*	27	3	6	.500	0	3	.000	1	11.000	0-0	0-0	1.0	1	0	1	0	0	1	7	
BOWLING GREEN	11/11		3	0	0	.000	0	0	.000	0	0	.000	0-0	0.7	1	0	0	1	0	0	0	
COASTAL CAROLINA	11/16		3	0	0	.000	0	0	.000	0	0	.000	0-0	0.5	0	0	0	1	0	0	0	
FAIRFIELD	11/24		8	2	21.000		2	2	1.000	0	0	.000	0-1	0.6	0	0	2	1	0	0	6	
USC UPSTATE	11/26		23	6	11	.545	1	4	.250	2	3	.667	0-1	0.7	2	0	3	1	0	1	15	
at UAB	12/01		15	1	5	.200	1	4	.250	2	21.000	0-1	0-1	0.7	2	0	0	2	0	1	5	
at Illinois State	12/08		18	1	4	.250	0	3	.000	0	0	.000	0-1	0.8	2	0	1	1	0	0	2	
at Xavier	12/12		11	3	8	.375	3	5	.600	0	0	.000	0-1	0.8	1	0	0	0	0	0	9	
MEMPHIS	12/19		5	1	3	.333	0	2	.000	0	0	.000	0-0	0.7	1	0	1	1	0	0	2	
at NC State	12/23		19	3	9	.333	1	5	.200	0	0	.000	0-0	0.6	4	0	1	0	0	0	7	
MIAMI (OH)	12/29		14	0	1	.000	0	0	.000	0	0	.000	0-1	0.7	0	0	1	1	0	0	0	
at LOUISVILLE	1/1		6	0	1	.000	0	0	.000	0	0	.000	0-0	0.6	2	0	0	1	0	0	0	
at St. John's	1/05		9	0	0	.000	0	0	.000	0	0	.000	0-0	0.6	3	0	0	0	0	0	0	
SYRACUSE	1/09		1	0	0	.000	0	0	.000	0	0	.000	0-0	0.5	1	0	0	0	0	0	0	
VILLANOVA	1/12		0	0	0	.000	0	0	.000	0	0	.000	0-0	0.5	0	0	0	0	0	0	0	
at Notre Dame	1/15		13	4	7	.571	2	5	.400	0	0	.000	0-0	0.5	1	0	1	0	0	1	10	
PITTSBURGH	1/19		3	0	0	.000	0	0	.000	0	0	.000	0-0	0.4	0	0	0	1	0	0	0	
CONNECTICUT	1/23		11	2	5	.400	1	3	.333	0	0	.000	0-1	0.5	1	0	0	0	0	0	5	
at Seton Hall	1/27		4	1	2	.500	1	2	.500	0	0	.000	0-0	0.5	0	0	0	0	0	0	3	
at West Virginia	1/30		6	2	21.000		1	11.000	0	0	.000	0-1	0.5	1	0	0	0	0	0	0	5	
MARQUETTE	2/02		13	2	4	.500	1	2	.500	0	0	.000	0-0	0.5	2	0	0	0	0	0	5	
at Rutgers	2/9		8	0	0	.000	0	0	.000	0	0	.000	0-1	0.5	0	0	0	0	0	0	0	
ST. JOHN'S	2/13		22	5	7	.714	0	2	.000	0	0	.000	0-1	0.5	1	0	1	0	0	0	10	
USF	2/20		8	1	4	.250	0	2	.000	0	0	.000	0-0	0.5	1	0	0	0	0	0	2	
at Georgetown	2/23		10	0	3	.000	0	1	.000	1	4	.250	0-0	0.5	0	0	0	1	0	2	1	
at Pittsburgh	2/27		2	0	0	.000	0	0	.000	0	0	.000	0-0	0.4	0	0	0	1	0	0	0	
PROVIDENCE	3/02		29	6	15	.400	2	9	.222	2	21.000	3-4	0.6	2	2	3	0	1	0	1	16	
DEPAUL	3/06		16	2	4	.500	2	4	.500	0	0	.000	0-1	0.6	2	0	1	3	0	0	6	
at Connecticut	3/9		23	2	13	.154	0	4	.000	3	31.000	2-3	0.7	1	0	1	0	0	0	7		
vs Pittsburgh	3/12		2	0	0	.000	0	0	.000	0	0	.000	0-1	0.7	3	0	0	0	0	0	0	
at Bradley Braves	3/19		15	1	2	.500	1	2	.500	1	2	.500	0-1	0.7	4	0	2	1	0	0	4	
Totals			2	367	52	125	.416	21	70	.300	13	19	684	6-22	0.7	42	0	18	24	2	7	138

DAVIS CAREER STATISTICS

2007-08	32-2	367/11.5	52-125	.416	21-70	.300	13-19	.684	6	16	22	0.7	42	0	18	24	2	7	138	4.3
2008-09	32-26	731/22.8	80-218	.367	43-122	.352	13-21	.619	25	34	59	1.8	62	2	48	35	4	20	216	6.8
2009-10	33-7	436/13.2	37-128	.289	20-82	.244	10-13	.769	17	28	45	1.4	33	1	23	28	1	12	104	3.2
2010-11	18-1	285/15.8	33-74	.446	22-47	.468	12-17	.706	10	9	19	1.1	19	0	17	16	0	12	100	5.6
TOTAL	115-36	1819/15.8	202-545	.371	106-321	.330	48-70	.686	58	87	145	1.3	156	3	106	103	7	51	558	4.9



SENIOR • FORWARD

DARNELL WILKS

6-7 • 205

HOMETOWN: NASHVILLE, TENN.

HIGH SCHOOL/PREVIOUS: PIONEER CHRISTIAN ACADEMY

15

WILKS HIGHS

Season	Career
12 vs. USF, 1/12/11	Points 12, 3x (last vs. USF, 1/12/11)
1, 2x (last vs. Utah Valley, 12/11/10)	3-Pointers Made 2, 5x (last vs. Louisville 3/10/10)
8 vs. Georgia Southern, 12/14/10	Rebounds 8, 2x (last vs. Ga. Southern, 12/14/10)
5 vs. Dayton, 11/27/10	Assists 5 vs. Dayton, 11/27/10
5 vs. Utah Valley, 12/11/10	Steals 5 vs. Utah Valley, 12/11/10
1, 4x (last vs. DePaul, 12/28/10)	Blocked Shots 2, 3x (last vs. WVU 3/10/10)
30 at Oklahoma, 12/18/10	Minutes 30 at Oklahoma, 12/18/10

2010-11 Season: Scored two points and hauled in two rebounds at Syracuse (1/15) ... tied his career high in points with 12, adding two rebounds and four steals vs. USF (1/12) ... had two blocks, two assists and one steal vs. Xavier (1/6) ... totaled seven points and two rebounds vs. Seton Hall (12/31) ... scored a season-high 11 points and secured five rebounds vs. DePaul (12/28) ... started second game of season vs. St. Francis (12/23) and grabbed three rebounds ... scored three points and grabbed two rebounds at Miami (12/21) ... played a career-high 30 minutes at Oklahoma (12/18), scoring five points ... handed out two assists and scored three points against Georgia Southern (12/14) ... recorded a career-high five steals vs. Utah Valley (12/11) and scored six points ... Scored a season-high eight points at Toledo (12/4) ... handed out two assists and scored three points against Wright State (12/1), including a dominating alley-oop dunk from teammate Larry Davis ... dished out a career-high five assists while scoring four points and grabbing six rebounds vs. Dayton (11/27).

2009-10 Season: Stepped up for UC down the stretch, scoring 34 of his season total 116 points the final five games of the year, starting with the BIG EAST Championship ... was the team's most accurate shooter from 3-point range, hitting 37.5 percent (12-of-32) ... provided a spark off the bench with seven points and two assists in NIT opener vs. Weber State (3/17) ... notched third double-figure scoring game of the season and tied a career-high with 12 points in a career-high tying 24 minutes in the second round of the BIG EAST Championship vs. Louisville (3/10) ... also added seven rebounds against the Cardinals ... hit 4-of-5 shots and scored all nine of his points in the first half against Rutgers (3/9) ... hit both shots from the floor and scored five points off the bench at USF (2/16) ... scored 10 points, his second double-figure scoring game of the season, against Providence (1/30) after scoring a combined four points in previous five games ... grabbed a career-high eight rebounds in a win over Notre Dame (1/16) ... collected eight points, six rebounds, and two assists against CSUB (1/6) ... made 3-of-6 field goals and added three rebounds in a win at Rutgers (1/2) ... was a spark plug off the bench with eight points, including a career-high tying two three pointers, at Xavier (12/13) ... scored a career-high 12 points and grabbed six rebounds in a win over Texas Southern (12/1) ... came off the bench to grab five rebounds in win over Prairie View A&M (11/16).

2008-09 Season: Team's second leading scorer with eight points on 3-of-7 shooting vs. DePaul in the BIG EAST Tournament ... also tied career highs in assists (3) and 3-point field goals (2) vs. Blue Demons ... scored a career-high nine points, grabbed a career-high seven rebounds, and added an assist and a block in a career-high 22 minutes in second career start at USF (3/3) ... came off the bench and scored three points, grabbed two rebounds, and dished

2010-11 GAME-BY-GAME STATISTICS

Opponent	Date	gs	min	fg-fga	pc	3fg-fga	pc	ft-fa	pc	off	def	tot	avr	pf	a	to	blk	stl	pts	avr
MOUNT ST. MARY'S	11/15/10	7	1-1	1.000	0-0	0-0	.000	1-2	.500	1	2	3	3.0	1	0	0	0	0	3	3.0
IPFW	11/20/10	10	0-0	.000	0-0	0-0	.000	0-0	.000	1	0	1	2.0	1	0	0	0	1	0	1.5
FLORIDA A&M	11/22/10	11	1-2	.500	0-1	.000	0-0	.000	1	3	4	2.7	1	1	0	0	0	2	1.7	
SAVANNAH STATE	11/24/10	7	1-2	.500	0-1	.000	0-0	.000	1	1	2	2.5	3	0	0	1	0	1	2.8	
vs Dayton	11/27/10	20	0-4	.000	0-3	.000	4-4	1.000	2	4	6	3.2	3	5	2	0	1	4	2.2	
WRIGHT STATE	12/01/10	15	1-3	.333	0-1	.000	1-2	.500	0	1	1	2.8	3	2	1	0	0	3	2.3	
at TOLEDO	12/04/10	14	3-3	1.000	1-1	1.000	1-1	1.000	1	2	3	2.9	3	2	1	1	0	8	3.1	
UTAH VALLEY	12/11/10	15	2-5	.400	1-1	1.000	1-3	.333	3	0	3	2.9	2	2	1	0	5	6	3.5	
GEORGIA SOUTHERN	12/14/10	16	1-4	.250	0-0	.000	1-2	.500	4	4	8	3.4	4	2	1	1	0	3	3.4	
at Oklahoma	12/18/10	30	1-4	.250	0-2	.000	3-4	.750	0	3	3	3.4	2	1	0	0	0	5	3.6	
at Miami	12/21/10	9	1-3	.333	1-2	.500	0-1	.000	2	0	2	3.3	1	0	1	0	1	3	3.5	
ST. FRANCIS (PA.)	12/23/10	12	0-2	.000	0-1	.000	0-0	.000	1	2	3	3.3	2	0	0	0	0	0	3.3	
DEPAUL UNIVERSITY	12/28/10	21	5-7	.714	0-0	.000	1-4	.250	3	2	5	3.4	0	1	2	1	2	11	3.8	
SETON HALL	12/31/10	20	2-2	1.000	1-1	1.000	2-2	1.000	1	1	2	3.3	3	2	4	1	0	7	4.1	
XAVIER UNIVERSITY	01/06/11	11	0-3	.000	0-1	.000	0-0	.000	0	0	0	3.1	2	2	1	2	1	0	3.8	
at Villanova	01/09/11	13	0-1	.000	0-1	.000	0-0	.000	0	1	1	2.9	1	2	1	0	0	0	3.6	
USF	01/12/11	23	2-6	.333	0-2	.000	8-8	1.000	2	0	2	2.9	4	1	0	0	4	12	4.1	
at Syracuse	1/15/11	21	1-5	.200	0-3	.000	0-0	.000	0	1	1	2.8	2	1	0	0	0	2	3.9	
Totals		2	275	22-57	.386	4-21	.190	23-33	.697	23	27	50	2.8	38	24	15	7	15	71	3.9

2009-10 GAME-BY-GAME STATISTICS

Opponent	Date	GS	Min	FG-FGA	Pct.	3FG-FGA	Pct.	FT-FTA	Pct.	O-D-T	A	TO	BLK	Stl	Pts.
PRAIRIE VIEW	11/16	12	1-3	.333	0-1	.000	0-0	.000	1-4.5	2	2	0	0	2	
TOLEDO	11/18	8	1-2	.500	0-0	.000	1-1	1.000	0-0-0	0	1	1	0	3	
vs. Vanderbilt	11/25	6	1-3	.333	0-1	.000	0-0	.000	1-0-1	0	1	0	1	2	
vs. Maryland	11/24	3	1-1	1.000	0-0	.000	0-0	.000	0-1-1	0	1	0	0	2	
vs. Gonzaga	11/25	5	1-2	.500	1-2	.500	0-0	.000	0-0-0	0	0	0	0	0	3
TEXAS SOUTHERN	12/1	22	5-8	.625	2-2	1.000	0-0	.000	4-2-6	1	1	1	2	12	
MIAMI (OH)	12/10	15	0-1	.000	0-1	.000	0-0	.000	0-2-2	0	2	0	0	0	0
at Xavier	12/13	14	3-5	.600	2-4	.500	0-0	.000	2-3-5	0	2	0	0	8	
at UAB	12/16	6	1-1	1.000	0-0	.000	0-0	.000	0-0-0	0	1	0	0	2	
LIPSCOMB	12/19	0	0-0	.000	0-0	.000	0-0	.000	0-0-0	0	0	0	0	0	0
WINTHROP	12/22	8	2-2	1.000	0-0	.000	1-2	.500	0-0-0	0	0	0	0	1	5
CONNECTICUT	12/30	6	0-1	.000	0-0	.000	0-0	.000	1-2-3	0	1	1	0	0	0
at Rutgers	1/2	13	3-6	.500	0-0	.000	0-0	.000	1-2-3	0	1	0	0	6	
PITTSBURGH	1/4	13	1-2	.500	1-1	1.000	0-0	.000	0-0-0	1	1	1	0	3	
CAL STATE BAKERSFIELD	1/6	24	3-4	.750	0-1	.000	2-4	.500	4-2-6	2	1	1	0	8	
at Seton Hall	1/9	8	1-4	.250	0-1	.000	0-0	.000	1-3-4	0	2	0	0	2	
at St. John's	1/13	3	0-0	.000	0-0	.000	0-0	.000	0-0-0	0	0	0	0	0	0
NOTRE DAME	1/16	12	1-4	.250	0-0	.000	0-0	.000	2-6-8	0	0	0	0	2	
USF	1/20	10	0-2	.000	0-2	.000	0-0	.000	0-1-1	0	2	0	0	0	0
at Louisville	1/24	2	0-1	.000	0-0	.000	0-0	.000	0-0-0	0	0	0	0	0	0
PROVIDENCE	1/30	16	5-7	.714	0-0	.000	0-0	.000	3-1-4	1	0	1	0	10	
at Notre Dame	2/4	10	1-2	.500	0-1	.000	0-0	.000	0-0-0	0	2	0	0	2	
SYRACUSE	2/7	2	0-1	.000	0-0	.000	0-0	.000	0-0-0	0	0	0	0	0	0
at Connecticut	2/13	2	1-1	1.000	0-0	.000	0-0	.000	0-0-0	0	0	0	0	2	
at USF	2/16	6	2-2	1.000	1-1	1.000	0-0	.000	1-0-1	0	0	0	0	5	
MARQUETTE	2/21	6	2-2	1.000	1-1	1.000	0-0	.000	1-0-1	0	0	0	0	5	
DEPAUL	2/24	4	0-1	.000	0-1	.000	0-0	.000	0-0-0	0	0	0	0	0	0
at West Virginia	2/27	4	1-1	1.000	1-1	1.000	0-0	.000	0-0-0	1	1	0	1	3	
VILLANOVA	3/2	1	0-1	.000	0-0	.000	0-0	.000	2-0-2	0	0	0	0	0	0
at Georgetown	3/6	2	0-0	.000	0-0	.000	0-0	.000	0-0-0	0	0	0	0	1	0
vs. Rutgers	3/9	13	4-5	.800	1-2	.500	0-0	.000	1-2-3	1	0	0	0	9	
vs. Louisville	3/10	24	5-11	.455	2-4	.500	0-1	.000	5-2-7	1	0	1	0	12	
vs. West Virginia	3/11	23	1-3	.333	0-2	.000	1-2	.500	1-1-2	1	0	2	1	7	
WEBER STATE	3/17	18	3-5	.600	1-1	1.000	0-1	.000	1-0-1	2	0	1	1	7	
DAYTON	3/22	25	1-6	.167	0-3	.000	1-2	.500	1-0-1	2	0	0	0	3	
Totals		340	49-98	.500	12-32	.375	6-13	.462	32-34-66	15	22	11	7	116	

CAREER STATISTICS

2007-08	17-0	76/4.5	8-17	.471	0-6	.000	0-3	.000	2	5	7	0.4	12	0	2	6	1	1	16	0.9
2008-09	30-2	253/8.4	23-50	.460	10-21	.476	7-17	.412	13	30	43	1.4	49	1	20	25	9	16	63	2.1
2009-10	34-0	340/10.0	49-98	.500	12-32	.375	6-13	.462	32	34	66	1.9	57	0	15	22	11	7	116	3.4
2010-11	18-2	275/15.3	22-57	.386	4-21	.190	23-33	.697	23	27	50	2.8	38	0	24	15	7	15	71	3.9
TOTAL	99-4	944/9.5	102-222	.459	26-80	.325	36-66	.545	70	96	166	1.7	156	1	61	68	28	39	266	2.7

SENIOR • FORWARD

DARNELL WILKS

6-7 • 205

HOMETOWN: NASHVILLE, TENN.

HIGH SCHOOL/PREVIOUS: PIONEER CHRISTIAN ACADEMY

15

out a career-high tying three assists vs. Notre Dame (2/4) ... after going scoreless in three previous games, scored four points in six minutes vs. Rutgers (1/14) ... collected a career-high three steals vs. Arkansas-Pine Bluff (12/22) ... pulled down two rebounds, blocked two shots, and made an assist in his first career start vs. Charleston Southern (12/15) ... scored a career-high eight points on a career-best tying two 3-pointers vs. UAB (12/6) after combining for three points in previous four games ... scored a career-best seven points vs. Texas Southern on 3-of-3 shooting from the field (11/18) ... grabbed at least two rebounds in 12 of 29 games.

2007-08 Season: Played in 17 games as a reserve wing ... averaged 4.5 minutes per game ... put up his second straight six-point contest against USC Upstate (11/26) and added two rebounds and a blocked shot ... scored six points in 17 minutes vs. Fairfield (11/24) ... posted two points and a rebound in his first Crosstown Shootout vs. Xavier (12/12).

High School: Averaged 17.6 points, 11.2 rebounds, and 7.1 assists per game during senior season helping Pioneer to a conference championship and the school's ninth state title ... played for head coach Carl Reed ... earned all-state and all-conference accolades as a junior ... was recognized as one of the Top 60 players in the nation as a senior ... invited to participate in the prestigious Reebok U camp and the NBA Players Camp ... played for Mark Komara and the Southeast Elite on the summer AAU circuit.

Personal: Full name is Darnell D. Wilks ... born Nov. 8, 1988 in Junction City, Kansas ... son of Burrell and Sherma Wilks ... major is criminal justice.

2008-09 GAME-BY-GAME STATISTICS

Opponent	Date	GS	Min	FG	FGA	Pct	3FG	3FGA	Pct	FT	FTA	Pct	O-D-T	A	TO	BLK	Stl	Pts
SOUTH DAKOTA	11/16		8	2-2	1.000	1-1	1.000	0-2	.000	0-2-2	2	1	0	2	5			
TEXAS SOUTHERN	11/18		14	3-3	1.000	1-1	1.000	0-0	.000	1-2-3	1	1	1	0	7			
WESTERN ILLINOIS	11/22		10	0-1	.000	0-0	.000	1-3	.333	0-0-0	1	2	1	1	1			
COASTAL CAROLINA	11/24		12	1-1	1.000	0-0	.000	0-2	.000	1-2-3	2	1	0	1	2			
vs. Florida State	11/28		8	0-0	.000	0-0	.000	0-0	.000	0-0-0	0	0	0	2	0			
at UNLV	11/29		6	0-0	.000	0-0	.000	0-0	.000	0-2-2	1	2	0	1	0			
UAB	12/6		17	3-5	.600	2-4	.500	0-0	.000	0-1-1	2	1	0	0	8			
XAVIER	12/13		10	0-2	.000	0-1	.000	2-2	1.000	2-0-2	0	3	0	0	2			
CHARLESTON SO.	12/15	*	10	1-1	1.000	0-0	.000	0-0	.000	0-2-2	1	0	2	0	2			
vs. Miss. St.	12/18		17	1-2	.500	0-0	.000	0-0	.000	0-4-4	1	2	0	1	2			
EASTERN KY.	12/20		2	0-1	.000	0-0	.000	0-0	.000	0-0-0	0	1	0	1	0			
ARK. PINE-BLUFF	12/22		10	1-2	.500	0-0	.000	1-2	.500	2-0-2	0	2	1	3	3			
at Memphis	12/29		14	0-1	.000	0-1	.000	2-2	1.000	0-1-1	0	0	0	0	2			
at Marquette	1/4		2	0-0	.000	0-0	.000	0-0	.000	0-0-0	0	0	0	0	0			
PROVIDENCE	1/7		9	0-3	.000	0-2	.000	0-0	.000	0-2-2	0	0	0	0	0			
CONNECTICUT	1/10		0	0-0	.000	0-0	.000	0-0	.000	0-0-0	0	0	0	0	0			
RUTGERS	1/14		6	1-3	.333	1-2	.500	1-2	.500	1-0-1	0	0	1	0	4			
at DePaul	1/17		4	0-0	.000	0-0	.000	0-0	.000	0-1-1	0	1	0	0	0			
at Providence	1/19		5	0-1	.000	0-0	.000	0-0	.000	0-1-1	1	1	0	1	0			
at St. John's	1/22		5	0-1	.000	0-1	.000	0-0	.000	0-1-1	0	0	0	0	0			
GEORGETOWN	1/28		1	0-0	.000	0-0	.000	0-0	.000	0-0-0	0	0	0	0	0			
at Villanova	2/1		3	0-0	.000	0-0	.000	0-0	.000	0-0-0	0	1	1	0	0			
NOTRE DAME	2/4		13	1-2	.500	1-1	1.000	0-0	.000	0-2-2	3	0	2	0	3			
at Georgetown	2/7								DNP									
ST. JOHN'S	2/11		2	0-0	.000	0-0	.000	0-0	.000	0-0-0	0	0	0	0	0			
at Pittsburgh	2/14		2	0-0	.000	0-0	.000	0-0	.000	0-0-0	0	0	0	0	0			
LOUISVILLE	2/21		5	0-2	.000	0-1	.000	0-0	.000	0-0-0	0	0	0	0	0			
WEST VIRGINIA	2/26		9	1-2	.500	1-1	1.000	0-0	.000	1-1-2	0	2	0	0	3			
at Syracuse	3/1		9	0-1	.000	0-0	.000	0-0	.000	0-0-0	1	0	0	0	0			
at USF	3/3	*	22	4-6	.667	1-1	1.000	0-2	.000	3-4-7	1	2	0	1	9			
SETON HALL	3/7		3	1-1	1.000	0-0	.000	0-0	.000	0-0-0	0	0	0	1	2			
vs. DePaul	3/10		17	3-7	.429	2-4	.500	0-0	.000	2-2-4	3	2	0	1	8			
Totals			2	253	23-50	.460	10-21	.476	7-17	.412	13-30-43	20	25	9	16	63		

2007-08 GAME-BY-GAME STATISTICS

Opponent	Date	GS	Min	FG	FGA	Pct	3FG	3FGA	Pct	FT	FTA	Pct	OR-Tot	Avg	PF	FO	A	TO	B	S	Pts
WESTERN CAROLINA	11/10		3	0	1.000	0	0	.000	0	0	.000	0-0	0.0	0	0	0	1	0	0	0	0
BOWLING GREEN	11/11		3	0	0.000	0	0	.000	0	0	.000	0-0	0.0	0	0	0	0	0	0	0	0
COASTAL CAROLINA	11/16		2	0	1.000	0	1	.000	0	0	.000	0-0	0.0	0	0	0	0	0	0	0	0
FAIRFIELD	11/24		17	3	4.750	0	1	.000	0	1	1.000	0-1	0.3	1	0	1	2	0	0	0	6
USC UPSTATE	11/26		20	3	5.600	0	1	.000	0	2	2.000	2-2	0.6	2	0	0	1	0	0	0	6
at UAB	12/01		2	0	0.000	0	0	.000	0	0	.000	0-0	0.5	0	0	0	0	0	0	0	0
at Illinois State	12/08		11	1	4.250	0	2	.000	0	0	.000	0-2	0.7	4	0	1	1	0	1	2	2
at Xavier	12/12		5	1	2.500	0	1	.000	0	0	.000	0-1	0.8	2	0	0	0	0	0	0	2
MEMPHIS	12/19		3	0	0.000	0	0	.000	0	0	.000	0-0	0.7	0	0	1	0	0	0	0	0
at NC State	12/23		2	0	0.000	0	0	.000	0	0	.000	0-0	0.6	1	0	0	0	0	0	0	0
at St. John's	1/05		0	0	0.000	0	0	.000	0	0	.000	0-0	0.5	1	0	0	0	0	0	0	0
at Notre Dame	1/15		0	0	0.000	0	0	.000	0	0	.000	0-0	0.5	0	0	0	0	0	0	0	0
at Seton Hall	1/27		0	0	0.000	0	0	.000	0	0	.000	0-0	0.5	0	0	0	0	0	0	0	0
ST. JOHN'S	2/13		3	0	0.000	0	0	.000	0	0	.000	0-1	0.5	0	0	0	1	0	0	0	0
at Georgetown	2/23		1	0	0.000	0	0	.000	0	0	.000	0-0	0.5	0	0	0	0	0	0	0	0
DEPAUL	3/06		1	0	0.000	0	0	.000	0	0	.000	0-0	0.4	0	0	0	0	0	0	0	0
at Connecticut	3/9		3	0	0.000	0	0	.000	0	0	.000	0-0	0.4	1	0	0	0	0	0	0	0
Totals			76	8	17.471	0	6	.000	0	3	3.000	2-7	0.4	12	0	2	6	1	1	16	16

WILKS CAREER STATISTICS

2007-08	17-0	76/4.5	8-17	.471	0-6	.000	0-3	.000	2	5	7	0.4	12	0	2	6	1	1	16	0.9
2008-09	30-2	253/8.4	23-50	.460	10-21	.476	7-17	.412	13	30	43	1.4	49	1	20	25	9	16	63	2.1
2009-10	34-0	340/10.0	49-98	.500	12-32	.375	6-13	.462	32	34	66	1.9	57	0	15	22	11	7	116	3.4
2010-11	18-2	275/15.3	22-57	.386	4-21	.190	23-33	.697	23	27	50	2.8	38	0	24	15	7	15	71	3.9
TOTAL	99-4	944/9.5	102-222	.459	26-80	.325	36-66	.545	70	96	166	1.7	156	1	61	68	28	39	266	2.7



SENIOR • FORWARD

RASHAD BISHOP

6-6 • 220

HOMETOWN: PATERSON, N.J.

HIGH SCHOOL/PREVIOUS: KENNEDY

22

BISHOP HIGHS

Season	Career
17 vs. Utah Valley, 12/11/10	Points 20 vs. Toledo, 11/18/09
3 vs. Utah Valley, 12/11/10	3-Pointers Made 3, 3x (last vs. Utah Valley, 12/11/10)
7 vs. Wright State, 12/1/10	Rebounds 9 vs. Xavier, 12/13/08
4 at Toledo, 12/4/10	Assists 9 vs. Georgetown, 1/28/09
3, twice (last at Oklahoma, 12/18/10)	Steals 3, 6x (last at Oklahoma, 12/18/10)
1, 4x (last vs. Ga. Southern, 12/14/10)	Blocked Shots 2, 7x (last vs. Texas Southern, 12/1/09)
29 vs. Savannah State, 11/24/10	Minutes 39 vs. Pittsburgh, 3/12/08

2010-11 Season: Scored one point at Syracuse (1/15) ... grabbed three rebounds and scored four points vs. USF (1/12) ... Scored 14 points and passed for three assists at Villanova (1/9) ... made his first 24 free-throw attempts of the season ... posted eight points, one rebound and one block vs. Xavier (1/6) ... scored 10 points and recorded four rebounds vs. Seton Hall (12/31) ... grabbed four rebounds and scored two points vs. DePaul (12/28) ... scored two points and grabbed four rebounds at Miami (12/21) ... did not miss a field goal from the 11:39 mark of the second half against Toledo (12/4) until the 16:04 mark of the first half at Oklahoma (12/18), making him a perfect 11-11 from the floor for a span of 95:37 minutes of action ... scored nine points and grabbed five rebounds at Oklahoma (12/18) ... shot 4-for-4 from the floor against Georgia Southern (12/14), scoring 12 points and handing out three assists ... scored a season-high 17 points after shooting a perfect 7-7 from the field, including a career-high three 3-pointers vs. Utah Valley (12/11) ... dished out a season-high four assists, scoring five points and blocking at shot at Toledo (12/4) ... one of five UC players to score in double figures against Wright State (12/1), scoring 10 points and grabbing a game and season-high seven rebounds ... scored 10 points vs. Dayton (11/27) ... went 2-for-3 from three-point range and scored eight points vs. Florida A&M (11/22) ... one of four Bearcats to post in double figures vs. IPFW (11/20), scoring 11 points including 6-for-6 from the free throw line ... played 15 minutes in the season opener against Mount St. Mary's (11/15) and recorded eight points, including a 6-for-6 performance from the free throw line.

2009-10 Season: Missed the final five games of the season ... started 13 of 18 BIG EAST Conference games ... twice led the Bearcats in scoring and four times in rebounding during the season ... was among the team's Top 4 in scoring (8.4/4th), rebounding (4.4/4th), assists (1.8/4th), field goal percentage (.500/3rd), 3-point percentage (.324/4th), and minutes played (25.8/4th) ... put in a team-high 19 points on 8-of-14 shooting from the floor vs. No. 9/9 Villanova (3/2) ... scored a team-high 17 points on 7-of-12 shooting against Marquette (2/21) ... put together solid all-around game with seven points and seven rebounds at Connecticut (2/13) ... helped UC to a four-point victory over Providence (1/30) with 16 points and six rebounds ... collected second straight double-figure scoring game with 15 points in 35 minutes vs. USF (1/20) ... notched fourth double-digit scoring effort of the season with 10 points against Notre Dame (1/16) ... scored seven points, grabbed five rebounds, and added three steals and two assists at St. John's (1/13) ... chipped in nine points off the bench at Rutgers (1/2) ... tied a season-high with eight rebounds against Winthrop (12/22) ... hit all five shots, including a career-high three 3-pointers, en route to 13 points vs. Lipscomb (12/19) ... tied a season-high with eight boards at UAB (12/16) ... led UC with 14 points and grabbed six boards in a 37-point win over Texas Southern (12/1) ... put together solid all-around performances at the EA Sports Maui Invitational, including a nine-point, six-rebound, and three assist contest against Vanderbilt (11/23) ... had a career-high 20 points on 8-of-13 vs. Toledo (11/18) ... also added eight boards, five assists, a steal and a block against the Rockets ... posted eight points, three rebounds,

2010-11 GAME-BY-GAME STATISTICS

Opponent	Date	gs	min	fg-fga	pct	3fg-fga	pct	ft-fa	pct	reb	ast	blk	stl	pts	avg						
MOUNT ST. MARY'S	11/15/10	15	1-7	.143	0-2	.000	6-6	1.000	1	2	3	3	0	0	1	0	2	8	8.0		
IPFW	11/20/10	*	25	2-3	.667	1-2	.500	6-6	1.000	2	1	3	3	0	2	3	1	0	11	9.5	
FLORIDA A&M	11/22/10	*	24	3-5	.600	2-3	.667	0-0	.000	2	4	6	4	0	1	0	1	0	8	9.0	
SAVANNAH STATE	11/24/10	*	29	2-5	.400	2-2	1.000	2-2	1.000	1	1	2	3.5	0	1	0	1	3	8	8.8	
vs Dayton	11/27/10	*	24	4-7	.571	2-4	.500	0-0	.000	0	4	4	3.6	1	1	1	0	0	10	9.0	
WRIGHT STATE	12/01/10	*	23	4-9	.444	1-4	.250	1-1	1.000	3	4	7	4.2	0	0	2	0	1	10	9.2	
at TOLEDO	12/04/10	*	14	2-3	.667	1-2	.500	0-0	.000	1	4	5	4.3	2	4	0	1	0	5	8.6	
UTAH VALLEY	12/11/10	*	23	7-7	1.000	3-3	1.000	0-0	.000	2	0	2	4.0	0	2	1	0	1	17	9.6	
GEORGIA SOUTHERN	12/14/10	*	17	4-4	1.000	2-2	1.000	2-2	1.000	0	3	3	3.9	4	3	1	1	2	12	9.9	
at Oklahoma	12/18/10	*	27	3-8	.375	0-4	.000	3-3	1.000	0	5	5	4.0	0	2	2	0	3	9	9.8	
at Miami	12/21/10	*	28	1-6	.167	0-3	.000	0-0	.000	1	3	4	4.0	4	1	0	0	1	2	9.1	
ST. FRANCIS (PA.)	12/23/10	*	20	1-7	.143	0-3	.000	0-0	.000	0	1	1	3.8	0	2	0	1	0	2	8.5	
DEPAUL UNIVERSITY	12/28/10	*	27	1-6	.167	0-1	.000	0-0	.000	1	3	4	3.8	2	1	0	0	0	2	8.0	
SETON HALL	12/31/10	*	31	3-11	.273	2-5	.400	2-2	1.000	1	3	4	3.8	0	1	1	0	2	10	8.1	
XAVIER UNIVERSITY	01/06/11	*	28	3-4	.750	2-3	.667	0-0	.000	0	1	1	3.6	1	0	1	0	1	8	8.1	
at Villanova	01/09/11	*	33	5-14	.357	1-7	.143	3-5	.600	0	3	3	3.6	1	3	1	0	3	14	8.5	
USF	01/12/11	*	18	2-5	.400	0-2	.000	0-0	.000	1	2	3	3.5	3	2	1	0	0	4	8.2	
at Syracuse	1/15/11	*	24	0-5	.000	0-3	.000	1-2	.500	0	2	2	3.4	1	2	1	0	0	1	7.8	
Totals			16	430	48-116	.414	19-55	.345	26-29	.897	16	46	62	3.4	23	27	17	6	18	141	7.8

2009-10 GAME-BY-GAME STATISTICS

Opponent	Date	GS	Min	FG-FGA	Pct	3FG-FGA	Pct	FT-FTA	Pct	O-D-T	A	TO	BLK	Stl	Pts	
PRAIRIE VIEW	11/16		21	3-4	.750	1-2	.500	1-2	.500	0-3-3	2	0	0	0	8	
TOLEDO	11/18		24	8-13	.615	1-3	.333	3-4	.750	4-4-8	5	0	1	1	9	
vs. Vanderbilt	11/23	*	24	4-6	.667	1-2	.500	0-0	.000	3-3-6	3	0	1	1	9	
vs. Maryland	11/24	*	34	2-6	.333	1-3	.333	0-1	.000	2-5-7	1	3	2	2	5	
vs. Gonzaga	11/25	*	30	1-6	.167	1-4	.250	0-0	.000	2-4-6	1	0	0	1	3	
TEXAS SOUTHERN	12/1	*	21	6-7	.857	1-1	1.000	1-1	1.000	3-3-6	1	2	2	1	14	
MIAMI (OH)	12/10	*	23	2-5	.400	0-1	.000	1-2	.500	0-1-1	1	0	0	0	5	
at Xavier	12/13	*	26	2-3	.667	0-1	.000	1-2	.500	1-2-3	2	1	1	0	5	
at UAB	12/16	*	29	1-6	.167	0-2	.000	0-0	.000	1-7-8	2	2	1	1	2	
LIPSCOMB	12/19		22	5-5	1.000	3-3	1.000	0-0	.000	1-4-5	1	1	0	1	13	
WINTHROP	12/22		15	2-6	.333	0-2	.000	0-0	.000	3-5-8	1	4	1	0	4	
CONNECTICUT	12/30		18	2-4	.500	2-4	.500	0-0	.000	0-2-2	1	2	1	1	6	
at Rutgers	1/2		22	3-9	.333	0-2	.000	3-3	1.000	0-3-3	1	0	1	0	9	
PITTSBURGH	1/4		27	3-8	.375	0-2	.000	0-1	.000	2-4-6	2	1	1	1	6	
CAL STATE BAKERSFIELD	1/6	*	10	2-4	.500	1-2	.500	0-0	.000	1-0-1	1	1	0	1	5	
at Seton Hall	1/9	*	28	3-9	.333	0-4	.000	0-0	.000	2-4-6	3	1	0	1	6	
at St. John's	1/13	*	33	3-5	.600	0-2	.000	1-2	.500	1-4-5	2	3	0	3	7	
NOTRE DAME	1/16		24	3-7	.429	1-2	.500	3-4	.750	3-2-5	1	1	0	1	10	
USF	1/20	*	35	6-11	.545	1-3	.333	2-4	.500	1-2-3	3	1	2	0	15	
at Louisville	1/24		18	1-3	.333	0-1	.000	2-2	1.000	0-2-2	1	3	0	0	4	
PROVIDENCE	1/30	*	28	6-9	.667	3-3	1.000	1-4	.250	0-6-6	3	0	1	0	16	
at Notre Dame	2/4	*	28	4-9	.444	0-2	.000	0-0	.000	3-3-6	2	1	1	0	8	
SYRACUSE	2/7	*	26	2-3	.667	1-2	.500	0-2	.000	1-2-3	3	1	0	0	5	
at Connecticut	2/13	*	32	2-7	.286	0-1	.000	3-4	.750	2-5-7	2	2	0	1	7	
at USF	2/16	*	28	3-5	.600	0-1	.000	0-0	.000	1-1-2	2	0	0	0	6	
MARQUETTE	2/21	*	37	7-12	.583	2-6	.333	1-2	.500	2-3-5	1	1	1	0	17	
DEPAUL	2/24	*	21	3-5	.600	0-0	.000	0-0	.000	1-2-3	3	2	0	1	6	
at West Virginia	2/27	*	30	2-5	.400	1-3	.333	2-2	1.000	0-2-2	3	3	0	2	7	
VILLANOVA	3/2		28	8-14	.571	2-6	.333	1-3	.333	2-1-3	0	0	1	0	19	
at Georgetown	3/6	*	31	1-4	.250	0-1	.000	2-4	.500	0-2-2	1	0	1	0	4	
vs. Rutgers	3/9									DNP						
vs. Louisville	3/10									DNP						
vs. West Virginia	3/11									DNP						
WEBER STATE	3/17									DNP						
DAYTON	3/22									DNP						
Totals			20	773	100-200	.500	23-71	.324	28-49	.571	42-91-133	55	36	19	20	251

CAREER STATISTICS

2007-08	32-20	748/23.4	60-152	.395	19-65	.292	34-49	.694	35	73	108	3.4	55	1	43	39	11	21	173	5.4
2008-09	32-30	879/27.5	71-171	.415	15-57	.263	15-29	.517	37	91	128	4.0	62	4	81	50	8	37	172	5.4
2009-10	30-20	773/25.8	100-200	.500	23-71	.324	28-49	.571	42	91	133	4.4	56	0	55	36	19	20	251	8.4
2010-11	18-16	430/23.9	48-116	.414	19-55	.345	26-29	.897	16	46	62	3.4	23	0	27	17	6	18	141	7.8
TOTAL	112-86	2830/25.3	279-639	.437	76-248	.306	103-156	.660	130	301	431	3.8	196	5	206	142	44	96	737	6.6

SENIOR • FORWARD

RASHAD BISHOP

6-6 • 220

HOMETOWN: PATERSON, N.J.

HIGH SCHOOL/PREVIOUS: KENNEDY

22

and two assists Prairie View A&M (11/16).

2008-09 Season: Matched a career-best with two blocks vs. DePaul (3/10) at the BIG EAST Tournament ... tied a career-high with nine rebounds against Seton Hall (3/7) ... scored nine points against West Virginia (2/26) after scoring six points in previous two games combined ... after scoring one point in previous three games, scored seven points on a perfect 3-of-3 shooting vs. St. John's (2/11) ... put in terrific all-around performance vs. No. 25/23 Georgetown (1/28) with six points, six rebounds, and a career-high nine assists ... scored a career-high 15 points on 7-of-12 shooting from the floor at St. John's (1/22) ... collected back-to-back double-figure scoring games after scoring 11 points vs. Providence (1/7) ... also added six rebounds and six assists ... recorded first double-figure scoring game of the season with 11 points at Marquette (1/4) ... also added seven rebounds, including career-high six offensive rebounds against the Golden Eagles ... tied career-best with two 3-pointers vs. Eastern Kentucky (12/20) ... scored four points and grabbed a career-high tying nine rebounds vs. Xavier (12/13) ... turned in impressive all-around performance vs. UAB (12/6) with nine points, eight rebounds, two blocks, two steals, and an assist ... added six points on 2-of-5 shooting from the field vs. UNLV (11/29) ... scored nine points on 4-of-5 shooting vs. Coastal Carolina (11/24) ... had solid all-around game vs. South Dakota with six points, five assists, and four rebounds.

2007-08 Season: Finished as the team's sixth-leading scorer and the highest scoring freshman, averaging 5.4 points per game ... scored in double digits six times during the season ... posted 3.4 rebounds and 1.3 assists per game, ranking fifth and third on the team, respectively ... started 20 of 32 games ... netted 11 points, had five rebounds and added an assist in UC's 70-64 loss to Pittsburgh (3/12) in the first round of the BIG EAST Tournament while playing a career-high 39 minutes ... made his first start in six games and posted nine points on 4-of-5 shooting and four rebounds vs. Connecticut in the regular-season finale (3/9) ... collected seven rebounds and scored five points as UC lost to DePaul, 60-54 (3/6) ... came off the bench and recorded his fifth double-digit scoring game of the year at Georgetown (2/23) with 10 points ... also added three rebounds, two assists and two steals vs. the Hoyas ... for the second time in three games, he keyed the Bearcats as they upset a nationally-ranked team, scoring 11 points, posting six rebounds, and blocked shot in the closing seconds vs. then-No. 15 Pittsburgh (1/19) ... scored his only basket of the game vs. then-No. 19 Villanova (1/12), a 3-pointer, with 22 seconds left to give UC a 68-66 lead ... turned in an all-around performance as UC knocked off Syracuse (1/9) at home, 74-66, with five points, seven rebounds, an assist, a steal, and a blocked shot ... helped UC win its BIG EAST opener at Louisville (1/1) with eight points, three rebounds, and two assists ... recorded nine points, seven rebounds, and three assists as UC lost to then No. 2 Memphis, 79-69 ... led the Bearcats to a 69-64 win vs. Fairfield (11/24) equaling his career high with 12 points ... dished out a career-high six assists vs. Coastal Carolina (11/16) ... posted career bests of 12 points and eight rebounds vs. Bowling Green (11/11) in the final game of the Peggy Cronin Classic ... tallied his first career double-digit game vs. Western Carolina (11/10), posting 11 points and added five rebounds and a season-high three steals ... scored his first point, a free throw, in the season opener vs. Belmont (11/9).

High School: Selected to play in the 2007 Jordan Brand Regional Classic as a member of the New York suburban team ... played last season at St. Benedict's Prep for Dan Hurley, helping the Gray Bees to a 24-1 record ... 2006 Herald News Boys Basketball Player of the Year and Second-Team Associated Press All-State selection at Kennedy ... averaged 21.9 points and 11 rebounds in his final year at Kennedy while also leading his team in assists (5.4) and blocks (2.0) ... a 2005-06 first-team all-area and all-Passaic selection, notched a double-double in 22 of 26 games for Kennedy, which finished 19-7 and No. 3 in the Herald News Final Top 10 ... had two triple-doubles on the year ... scored 30

2008-09 GAME-BY-GAME STATISTICS

Opponent	Date	GS	Min	FG-FGA	Pct.	3FG-FGA	Pct.	FT-FTA	Pct.	O-D-T	A	TO	BLK	Stl	Pts.	
SOUTH DAKOTA	11/16	*	31	2-8	.250	0-2	.000	2-2	1.000	0-4-4	5	0	0	1	6	
TEXAS SOUTHERN	11/18	*	20	3-8	.375	0-3	.000	0-0	.000	0-1-1	2	3	0	3	6	
WESTERN ILLINOIS	11/22	*	21	1-3	.333	0-2	.000	0-0	.000	1-5-6	1	3	0	0	2	
COASTAL CAROLINA	11/24	*	18	4-5	.800	1-1	1.000	0-2	.000	2-4-6	2	2	0	1	9	
vs. Florida State	11/28	*	15	0-2	.000	0-1	.000	0-0	.000	0-1-2	2	1	0	0	0	
at UNLV	11/29	*	17	2-5	.400	1-3	.333	1-2	.500	0-2-2	1	1	0	1	6	
UAB	12/6		25	3-5	.600	0-2	.000	3-4	.750	2-6-8	1	2	2	2	9	
XAVIER	12/13	*	35	2-7	.286	0-2	.000	0-0	.000	1-8-9	2	4	2	0	4	
CHARLESTON SO.	12/15	*	14	2-4	.500	1-1	1.000	0-0	.000	0-1-1	0	2	0	1	5	
vs. Miss. St.	12/18	*	26	0-3	.000	0-1	.000	1-2	.500	0-3-3	5	1	0	1	1	
EASTERN KY.	12/20	*	26	2-6	.333	2-6	.333	0-0	.000	2-4-6	5	4	0	1	6	
ARK. PINE-BLUFF	12/22	*	31	2-4	.500	1-2	.500	0-2	.000	0-4-4	4	2	0	1	5	
at Memphis	12/29	*	22	2-5	.400	1-2	.500	1-2	.500	0-1-1	1	2	0	3	6	
at Marquette	1/4	*	33	5-11	.455	0-2	.000	1-1	1.000	6-1-7	2	0	0	0	11	
PROVIDENCE	1/7	*	31	4-8	.500	2-2	1.000	1-3	.333	4-2-6	6	2	0	1	11	
CONNECTICUT	1/10	*	38	4-7	.571	1-2	.500	0-0	.000	1-3-4	4	0	0	1	9	
RUTGERS	1/14	*	38	3-11	.273	1-4	.250	0-0	.000	3-2-5	4	0	0	1	7	
at DePaul	1/17	*	34	2-5	.400	1-1	1.000	0-0	.000	2-3-5	3	1	0	3	5	
at Providence	1/19	*	24	0-3	.000	0-1	.000	0-0	.000	1-2-3	3	2	1	1	0	
at St. John's	1/22	*	21	7-12	.583	1-3	.333	0-0	.000	1-0-1	1	1	0	2	15	
GEORGETOWN	1/28	*	34	3-6	.500	0-1	.000	0-0	.000	1-5-6	9	3	0	1	6	
at Villanova	2/1	*	29	0-3	.000	0-2	.000	1-2	.500	1-1-2	1	1	1	1	1	
NOTRE DAME	2/4	*	32	0-4	.000	0-3	.000	0-0	.000	0-5-5	2	1	0	2	0	
at Georgetown	2/7	*	29	0-0	.000	0-0	.000	0-0	.000	0-2-2	4	3	0	1	0	
ST. JOHN'S	2/11	*	29	3-3	1.000	1-1	1.000	0-2	.000	0-2-2	2	0	0	2	7	
at Pittsburgh	2/14	*	28	2-7	.286	0-1	.000	0-0	.000	2-4-6	3	0	0	0	4	
LOUISVILLE	2/21	*	17	1-2	.500	0-0	.000	0-0	.000	1-0-1	3	2	0	1	2	
WEST VIRGINIA	2/26	*	24	3-4	.750	1-1	1.000	2-2	1.000	0-1-1	1	2	0	1	9	
at Syracuse	3/1	*	32	1-2	.500	0-1	.000	0-0	.000	3-4-7	1	1	0	2	2	
at USF	3/3	*	22	3-6	.500	0-1	.000	2-3	.667	1-0-1	0	3	0	1	8	
SETON HALL	3/7		19	2-7	.286	0-2	.000	0-0	.000	2-7-9	0	1	0	1	4	
vs. DePaul	3/10	*	24	3-5	.600	0-1	.000	0-0	.000	0-3-3	1	0	2	0	6	
Totals			30	879	71-171	.415	15-57	.263	15-29	.517	37-91-128	81	50	8	37	172

2007-08 GAME-BY-GAME STATISTICS

Opponent	Date	GS	Min	FG	FGA	Pct	3FG	FGA	Pct	FT	FTA	Pct	OR-Tot	Avg	PF	FO	A	TO	B	S	Pts
BELMONT	11/09		18	0	4	.000	0	2	.000	1	2	.500	1-1	1.0	0	0	0	2	0	0	1
WESTERN CAROLINA	11/10		21	3	6	.500	1	2	.500	4	4	1.000	0-5	3.0	2	0	1	2	1	3	11
BOWLING GREEN	11/11	*	33	4	7	.571	2	5	.400	2	3	.667	1-8	4.7	4	0	3	3	1	1	12
COASTAL CAROLINA	11/16	*	29	2	7	.286	0	3	.000	1	2	.500	2-4	4.5	3	0	6	2	0	0	5
FAIRFIELD	11/24	*	24	5	8	.625	2	4	.500	0	0	.000	1-2	4.0	2	0	2	2	1	0	12
USC UPSTATE	11/26	*	20	0	4	.000	0	1	.000	0	0	.000	1-5	4.2	0	0	1	1	1	1	0
at UAB	12/01	*	24	0	4	.000	0	2	.000	0	0	.000	2-4	4.1	1	0	2	1	0	2	0
at Illinois State	12/08		11	1	2	.500	1	1	1.000	0	0	.000	1-1	3.8	0	0	0	0	0	0	3
at Xavier	12/12		22	2	8	.250	2	4	.500	2	21	1.000	1-2	3.6	2	0	1	1	0	0	8
MEMPHIS	12/19		28	3	6	.500	2	3	.667	1	4	.250	2-7	3.9	1	0	3	2	0	2	9
at NC State	12/23		20	2	4	.500	0	1	.000	0	0	.000	0-1	3.6	5	1	1	1	0	1	4
MIAMI (OH)	12/29		23	1	3	.333	1	2	.500	0	0	.000	1-3	3.6	2	0	2	0	0	1	3
at LOUISVILLE	1/1	*	27	4	7	.571	0	0	.000	0	0	.000	1-3	3.5	1	0	2	1	0	1	8
at St. John's	1/05	*	23	1	2	.500	0	0	.000	0	0	.000	1-3	3.5	0	0	1	2	1	1	2
SYRACUSE	1/09	*	25	1	5	.200	0	3	.000	3	4	.750	4-7	3.7	2	0	1	2	1	1	5
VILLANOVA	1/12	*	16	1	4	.250	1	3	.333	0	0	.000	0-0	3.5	2	0	2	1	0	0	3
at Notre Dame	1/15	*	17	3	7	.429	1	3	.333	1	11	1.000	2-3	3.5	2	0	2	0	0	0	8
PITTSBURGH	1/19	*	31	3	6	.500	1	2	.500	4	6	.667	1-6	3.6	3	0	1	1	1	0	11
CONNECTICUT	1/23	*	25	3	5	.600	2	2	1.000	1	2	.500	2-4	3.6	4	0	1	1	0	0	7
at Seton Hall	1/27	*	16	1	2	.500	0	1	.000	0	0	.000	1-3	3.6	1	0	0	1	0	0	2
at West Virginia	1/30		24	0	3	.000	0	2	.000	3	5	.600	0-3	3.6	1	0	2	0	0	1	3
MARQUETTE	2/02	*	10	0	1	.000	0	1	.000	2	21	1.000	0-1	3.5	1	0	0	3	0	0	2
at Rutgers	2/9	*	30	2	4	.500	0	1	.000	1	11	1.000	0-0	3.3	1	0	2	1	0	0	5
ST. JOHN'S	2/13	*	16	1	11	.000	0	0	.000	0	0	.000	0-1	3.2	2	0	0	0	0	0	2
USF	2/20		16	1	11	.000	0	0	.000	0	0	.000	0-2	3.2	1	0	0	0	0	0	2
at Georgetown	2/23		16	3	7	.429	0	1	.000	4	5	.800	0-3	3.2	2	0	0	2	0	2	10
at Pittsburgh	2/27		27	2	4	.500	1	2	.500	1	2	.500	0-1	3.1	1	0	2	1	2	0	6
PROVIDENCE	3/02		17	1	4	.250	0	1	.000	1	11	1.000	2-4	3.1	1	0	1	0	1	1	3
DEPAUL	3/06		36	2	8	.250	1	2	.500	0	0	.000	1-7	3.2	1	0	1	1	0	1	5
at Connecticut	3/9	*	32	4	5	.800	1	2	.500	0	0	.000	2-4	3.3	1	0	0	1	0	0	9
vs Pittsburgh	3/12	*	39	4	10	.400	2	7	.286	1	10	1.000	2-5	3.3	3	0	1	1	0	0	11
at Bradley	3/19	*	32	0	3	.000	0	2	.000	1	2	.500	3-5	3.4	3	0	2	3	1	1	1
Totals			20	748	60	152	.395	19	65	.292	34	49	69.4	35-73	108	3	455-143	39	11	21	173

BISHOP CAREER STATISTICS

2007-08	32-20	748/23.4	60-152	.395	19-65	.292	34-49	.694	35	73	108	3.4	55	1	43	39	11	21	173	5.4
2008-09	32-30	879/27.5	71-171	.415	15-57	.263	15-29	.517	37	91	128	4.0	62	4	81	50	8	37	172	5.4
2009-10	30-20	773/25.8	100-200	.500	23-71	.324	28-49	.571	42	91	133	4.4	56	0	55	36	19	20	251	8.4
2010-11	18-16	430/23.9	48-116	.414	19-55	.345	26-29	.897	16	46	62	3.4	23	0	27	17	6	18	141	7.8
TOTAL	112-86	2830/																		



REDSHIRT FRESHMAN • GUARD
SEAN KILPATRICK
 6-4 • 215
HOMETOWN: WHITE PLAINS, N.Y.
HIGH SCHOOL/PREVIOUS: NOTRE DAME PREP

23

KILPATRICK HIGHS

Season	Career
26 vs. Wright State, 12/1/10	Points
5 vs. Wright State, 12/1/10	3-Pointers Made
6 at Oklahoma, (12/18/10)	Rebounds
4, vs. Florida A&M, 11/22/10	Assists
2, three times (last vs. Wright State 12/1/10)	Steals
1 vs. IPFW, 11/20/10	Blocked Shots
28 vs. Wright State, 12/1/10	Minutes

• **BIG EAST Rookie of the Week (11/22/10)**

2010-11 Season: Scored 11 points and grabbed three rebounds at Syracuse (1/15) ... scored a game-high 18 points on 6-for-10 shooting, including 4-for-5 from three-point range, while adding three rebounds and three assists vs. USF (1/12) ... scored 11 points and grabbed three rebounds at Villanova (1/9) ... scored a game-high 14 points in 18 minutes of action vs. Seton Hall (12/31) ... Scored two points and grabbed four rebounds vs. DePaul (12/28) ... started first game of career and scored a game-high 21 points vs. St. Francis (12/23) ... had one steal and an assist at Miami (12/21) ... grabbed a career-high six rebounds and scored eight points at Oklahoma (12/18) ... scored 10 points and recorded his third consecutive game with four rebounds against Georgia Southern (12/4) ... scored four points and grabbed four boards against Utah Valley (12/1) ... matched season-high in rebounds (4) and scored nine points at Toledo (12/4) ... recorded a career-high in points (26), three-pointers (5), steals (2), and minutes (28) against Wright State (12/1), shooting a perfect 5-for-5 from long range ... produced eight points in 15 minutes vs. Dayton (11/27) ... dished out a season-high four assists vs. Florida A&M (11/22) ... tied for the team high with 13 points against IPFW (11/20) and adding four rebounds, and two steals ... posted game-high 21 points and added three rebounds, two steals and an assist in his collegiate debut vs. Mount St. Mary's ... first UC freshman to score in double figures in his debut since Yancy Gates in 2008-09.

2009-10 Season: Redshirted.

Prior to Cincinnati: Averaged 28.4 points, 7.0 rebounds, and 6.0 assists over four-year prep career at White Plains High School ... finished as the leading scorer in White Plains High School history ... a candidate for the McDonald's High School All-American Game ... participated in the Jordan Classic ... a three-time all-state, all-section, all-league, and all-county selection ... helped Notre Dame Prep to a 100-69 win over Apex (N.J.) in the 2009 Big Apple Invitational and was named the game's MVP with 21 points, seven assists, and four steals ... was coached by Ryan Hurd at Notre Dame Prep ... helped ND Prep to Top 10 ranking.

Personal: Full name is Sean Redell Kilpatrick ... born January 6, 1990 in Yonkers, New York ... son of Regina Williams and Sean Kilpatrick, Sr. ... has one brother and one sister ... major is exploratory studies.

2010-11 GAME-BY-GAME STATISTICS

Opponent	Date	gs	min	Total		3-Pointers		Free throws		Rebounds			pf	a	tlo	blk	stl	pts	avg	
				fg	fga	3fg	3fga	ft	fta	off	def	tot								avg
MOUNT ST. MARY'S	11/15/10	24	6-11	.545	3-6	.500	6-7	.857	1	2	3	3	0	0	1	1	0	2	21	21.0
IPFW	11/20/10	23	5-9	.556	2-5	.400	1-3	.333	2	2	4	3.5	1	1	4	1	2	13	17.0	
FLORIDA A&M	11/22/10	19	1-6	.167	1-4	.250	0-0	.000	1	1	2	3.0	1	4	2	0	1	3	12.3	
SAVANNAH STATE	11/24/10	11	1-3	.333	0-1	.000	0-0	.000	1	0	1	2.5	1	0	0	0	0	2	9.8	
vs Dayton	11/27/10	15	3-7	.429	2-5	.400	0-0	.000	0	1	1	2.2	3	0	2	0	0	8	9.4	
WRIGHT STATE	12/01/10	28	8-11	.727	5-5	1.000	5-6	.833	1	1	2	2.2	2	3	0	0	2	26	12.2	
at TOLEDO	12/04/10	25	3-9	.333	2-8	.250	1-2	.500	0	4	4	2.4	1	1	0	0	0	9	11.7	
UTAH VALLEY	12/11/10	21	1-4	.250	1-3	.333	1-2	.500	0	4	4	2.6	1	3	0	0	0	4	10.8	
GEORGIA SOUTHERN	12/14/10	23	3-8	.375	1-4	.250	3-3	1.000	0	4	4	2.8	0	3	2	0	1	10	10.7	
at Oklahoma	12/18/10	24	2-6	.333	1-3	.333	3-4	.750	4	2	6	3.1	2	1	1	0	0	8	10.4	
at Miami	12/21/10	12	0-3	.000	0-1	.000	0-0	.000	0	1	1	2.9	0	1	0	0	1	0	9.5	
ST. FRANCIS (PA.)	12/23/10	* 25	8-12	.667	3-5	.600	2-4	.500	2	1	3	2.9	1	2	1	0	1	21	10.4	
DEPAUL UNIVERSITY	12/28/10	19	1-4	.250	0-2	.000	0-1	.000	2	2	4	3.0	1	1	1	0	1	2	9.8	
SETON HALL	12/31/10	18	4-6	.667	2-3	.667	4-7	.571	0	6	6	3.2	1	1	1	0	0	14	10.1	
XAVIER UNIVERSITY	01/06/11	10	0-2	.000	0-1	.000	0-0	.000	0	1	1	3.1	2	1	2	0	1	0	9.4	
at Villanova	01/09/11	19	5-12	.417	0-4	.000	1-1	1.000	2	1	3	3.1	4	3	2	0	3	11	9.5	
USF	01/12/11	23	6-10	.600	4-5	.800	2-3	.667	1	2	3	3.1	0	3	0	0	0	18	10.0	
at Syracuse	1/15/11	24	4-9	.444	2-3	.667	1-2	.500	3	0	3	3.1	1	0	0	0	0	11	10.1	
Totals		1	363	61-132	.462	29-68	.426	30-45	.667	20	35	55	3.1	22	29	19	1	15	181	10.1

CAREER STATISTICS

2010-11	18-1	363/20.2	61-132	.462	29-68	.426	30-45	.667	20	35	55	3.1	22	0	29	19	1	15	181	10.1
TOTAL	18-1	363/20.2	61-132	.462	29-68	.426	30-45	.667	20	35	55	3.1	22	0	29	19	1	15	181	10.1



SOPHOMORE • GUARD

ANTHONY McBRIDE

6-2 • 180

HOMETOWN: CINCINNATI, OHIO

HIGH SCHOOL/PREVIOUS: WITHROW

25

MCBRIDE HIGHS

Season		Career
---	Points	---
---	3-Pointers Made	---
1 at Toledo, 12/4/10	Rebounds	Same
1 vs. St. Francis, 12/23/10	Assists	---
---	Steals	---
---	Blocked Shots	---
3 vs. Georgia Southern, 12/14/10	Minutes	Same

2010-11 GAME-BY-GAME STATISTICS

Opponent	Date	gs	min	Total		3-Pointers		Free throws		Rebounds			pts	avg		
				fg-fga	pct	3fg-fga	pct	ft-fa	pct	off	def	tot			avg	
vs Dayton	11/27/10	1	0-0	.000	0-0	.000	0-0	.000	0	0	0	0	0	0	0.0	
at TOLEDO	12/04/10	2	0-1	.000	0-1	.000	0-0	.000	0	1	1	0.5	0	0	0.0	
GEORGIA SOUTHERN	12/14/10	3	0-0	.000	0-0	.000	0-0	.000	0	0	0	0.3	0	0	0.0	
ST. FRANCIS (PA.)	12/23/10	2	0-1	.000	0-0	.000	0-0	.000	0	0	0	0.3	0	1	0.0	
Totals		0	8	0-2	.000	0-1	.000	0-0	.000	0	1	1	0.3	0	0	0.0

Games played: 4
 Minutes/game: 2.0
 FG Pct: 0.0
 3FG Pct: 0.0
 Rebounds/game: 0.3
 Assists/game: 0.3
 Assist/turnover ratio: 99.9

2010-11 Season: Played two minutes vs. St. Francis (12/23) and dished out his first-career assist ... Recorded a season-high three minutes against Georgia Southern (12/14) ... played two minutes, grabbing a rebound at Toledo ... made his Cincinnati debut vs. Dayton (11/27).

2009-10 Season: Did not play.

Prior to Cincinnati: Three-year letterwinner at Withrow High School ... helped Withrow to a league and district title ... a three-time all-league selection, including first-team honors during sophomore and junior campaigns.

Personal: Full name is Anthony McBride ... born October 12, 1988 ... son of Tony Dees and Wyseca McBride ... brother is current UC forward Yancy Gates ... majoring in criminal justice.

CAREER STATISTICS

2010-11	4-0	8/2.0	0-2	.000	0-1	.000	0-0	.000	0	1	1	0.3	0	0	1	0	0	0	0	0.0
TOTAL	4-0	8/2.0	0-2	.000	0-1	.000	0-0	.000	0	1	1	0.3	0	0	1	0	0	0	0	0.0



SENIOR • CENTER

ANTHONY McCLAIN

7-0 • 290

HOMETOWN: TRENTON, N.J.

HIGH SCHOOL/PREVIOUS: NATIONAL CHRISTIAN ACADEMY

30

McCLAIN HIGHS

Season	Career
5 vs. St. Francis, 12/23/10	Points 11 vs. Coastal Carolina, 11/24/08
3-Pointers Made	
7 vs. St. Francis, 12/23/10	Rebounds 9 at Louisville, 1/1/08
1, twice (last at Toledo, 12/4/10)	Assists 2, twice (last at Syracuse, 3/1/09)
Steals 1, four times (last vs. FSU, 11/28/08)	
2 vs. Dayton, 11/27/10	Blocks 4, twice (last vs. C. Carolina, 11/24/08)
18 vs. St. Francis, 12/23/10	Minutes 25 at Louisville, 1/1/08

2010-11 Season: Had two points and a rebound at Syracuse (1/15) ... scored two points vs. USF (1/12) ... played three minutes against Seton Hall (12/31) and Xavier (1/6) ... started first game of season vs. St. Francis (12/23) and posted season highs of five points and seven rebounds ... Matched season-high in points with four against Georgia Southern (12/14) ... scored a season-high four points, pulled down a season-high five rebounds in a season-high 14 minutes at Toledo (12/4) ... blocked two shots and grabbed three rebounds against Dayton (11/27) ... scored three points and had two rebounds against Florida A&M (11/22) ... scored two points in five minutes in the season opener against Mount St. Mary's (11/15).

2009-10 Season: Saw action in 16 of 35 games at center and made one start ... scored a season-high eight points and grabbed a season-best eight rebounds in 13 minutes off the bench against CSUB (1/6) ... blocked two shots and added a rebound in first start of the season against Rutgers (1/2) ... came off the bench and blocked three shots and grabbed three boards against Lipscomb (12/19) ... scored first points of the season with two points against Texas Southern (12/1) ... saw first action of the season against Toledo (11/18) and grabbed a rebound in three minutes of play.

2008-09 Season: Scored six points, grabbed four rebounds, and tied a career-high with two assists in a season-high 17 minutes at Syracuse (3/1) ... came off the bench and provided a defensive spark with two blocks at St. John's (1/22) ... after combining for just four points and one rebound in the previous four games, scored five points and grabbed two boards in a season-high 16 minutes of action vs. Arkansas-Pine Bluff (12/22) ... recorded a block in 11 of 24 games ... scored two points and blocked two shots in four minutes vs. Mississippi State (12/18) ... earned first career start at UNLV (11/29) and scored two points with one blocked shot ... scored a career-high 11 points with seven rebounds and four blocks vs. Coastal Carolina (11/24) ... added eight points, seven rebounds, and four blocks vs. Texas Southern (11/22).

2007-08 Season: Played in 31 games as a back-up center ... played 9.5 minutes per game and averaged 2.7 points and 3.0 rebounds ... led the team with 26 blocked shots ... was third on the team with a .442 shooting percentage ... scored seven points and hauled in six rebounds in the regular-season finale at Connecticut (3/9) ... poured in six points and made six rebounds in an overtime win at Rutgers (2/9) ... had back-to-back six-point performances vs. Notre Dame (1/15) and Pittsburgh (1/19) ... played an important role in a 74-66 win over Syracuse (1/9), pumping in seven points and pulling down seven rebounds ... posted his only double-figure scoring night against area rival Miami (OH) (12/29), posting 10 points (5-of-7 shooting) and

2010-11 GAME-BY-GAME STATISTICS

Opponent	Date	gs	min	Total	3-Pointers	Free throws	Rebounds	pf	a	to	blk	stl	pts	avg						
				fg-fga	fga-fga	ft-fa	off	def	tot	av										
MOUNT ST. MARY'S	11/15/10	5	1-1	1.000	0-0	.000	0-0	.000	1	0	1	1	1	0	2	2.0				
IPFW	11/20/10	3	0-0	.000	0-0	.000	0-0	.000	0	0	0	0	0	0	0	1.0				
FLORIDA A&M	11/22/10	5	0-0	.000	0-0	.000	3-6	.500	1	1	2	1	2	0	2	3	1.7			
SAVANNAH STATE	11/24/10	6	0-1	.000	0-0	.000	1-2	.500	2	1	3	1	5	0	1	0	1.5			
vs Dayton	11/27/10	6	0-0	.000	0-0	.000	0-1	.000	1	2	3	1	8	1	0	2	0	1.2		
at TOLEDO	12/04/10	14	2-3	.667	0-0	.000	0-0	.000	3	2	5	2	3	4	1	0	0	4	1.7	
UTAH VALLEY	12/11/10	3	0-1	.000	0-0	.000	0-0	.000	0	0	0	2	0	0	0	0	0	0	1.4	
GEORGIA SOUTHERN	12/14/10	9	2-3	.667	0-0	.000	0-0	.000	1	1	2	2	0	0	0	0	0	0	4	1.8
ST. FRANCIS (PA.)	12/23/10	18	1-3	.333	0-0	.000	3-4	.750	4	3	7	2	6	1	0	1	0	0	5	2.1
DEPAUL UNIVERSITY	12/28/10	1	0-0	.000	0-0	.000	0-0	.000	0	0	0	2	3	0	0	0	0	0	0	1.9
SETON HALL	12/31/10	3	0-0	.000	0-0	.000	0-0	.000	0	0	0	2	1	0	0	0	0	0	0	1.7
XAVIER UNIVERSITY	01/06/11	3	0-1	.000	0-0	.000	0-0	.000	1	0	1	2	0	0	0	0	0	0	0	1.6
USF	01/12/11	5	1-1	1.000	0-0	.000	0-0	.000	0	0	1	0	1	0	0	0	0	0	0	1.6
at Syracuse	1/15/11	7	0-1	.000	0-0	.000	2-2	1.000	0	1	1	1	8	1	0	0	0	0	0	1.6
Totals		1	88	7-15	.467	0-0	.000	9-15	.600	14	11	25	18	10	2	4	2	0	23	1.6

2009-10 GAME-BY-GAME STATISTICS

Opponent	Date	GS	Min	FG-FGA	Pct.	3FG-FGA	Pct.	FT-FTA	Pct.	O-D-T	A	TO	BLK	Stl	Pts.
PRAIRIE VIEW	11/16														
TOLEDO	11/18	3		0-1	.000	0-0		0-0	.000	0-1-1	0	0	0	0	0
vs. Vanderbilt	11/23														
vs. Maryland	11/24														
vs. Gonzaga	11/25														
TEXAS SOUTHERN	12/1	11		1-1	1.000	0-0	.000	0-2	.000	0-2-2	0	1	1	0	2
MIAMI (OH)	12/10	2		0-1	.000	0-0	.000	0-0	.000	1-0-1	0	0	0	0	0
at Xavier	12/13	1		0-0	.000	0-0	.000	0-0	.000	1-0-1	0	0	0	0	0
at UAB	12/16														
LIPSCOMB	12/19	9		0-1	.000	0-0	.000	0-0	.000	0-3-3	0	1	3	0	0
WINTHROP	12/22														
CONNECTICUT	12/30	2		0-0	.000	0-0	.000	0-0	.000	0-0-0	0	0	0	0	0
at Rutgers	1/2	5		0-1	.000	0-0	.000	0-0	.000	1-0-1	0	1	2	0	0
PITTSBURGH	1/4	0		0-0	.000	0-0	.000	0-0	.000	0-0-0	0	0	0	0	0
CAL STATE BAKERSFIELD	1/6	13		4-5	.800	0-0	.000	0-0	.000	3-5-8	0	0	2	0	8
at Seton Hall	1/9														
at St. John's	1/13	2		0-0	.000	0-0	.000	0-0	.000	0-0-0	0	0	0	0	0
NOTRE DAME	1/16														
USF	1/20	7		1-1	1.000	0-0	.000	1-2	.500	2-0-2	0	0	0	0	3
at Louisville	1/24	4		0-0	.000	0-0	.000	0-0	.000	1-0-1	0	0	0	0	0
PROVIDENCE	1/30														
at Notre Dame	2/4														
SYRACUSE	2/7	1		0-1	.000	0-0	.000	0-0	.000	0-0-0	0	0	0	0	0
at Connecticut	2/13														
at USF	2/16														
MARQUETTE	2/21														
DEPAUL	2/24														
at West Virginia	2/27														
VILLANOVA	3/2	3		0-0	.000	0-0	.000	0-0	.000	0-0-0	0	0	1	0	0
at Georgetown	3/6														
vs. Rutgers	3/9														
vs. Louisville	3/10	2		0-1	.000	0-0	.000	0-0	.000	1-0-1	0	0	0	0	0
vs. West Virginia	3/11														
WEBER STATE	3/17	2		0-0	.000	0-0	.000	0-0	.000	0-1-1	0	0	0	0	0
DAYTON	3/22														
Totals		1	67	6-13	.462	0-0	.000	1-4	.250	10-12-22	0	3	9	0	13

CAREER STATISTICS

2007-08	31-0	295/9.5	34-77	.442	0-0	.000	15-32	.469	43	49	92	3.0	47	2	4	19	26	3	83	2.7
2008-09	24-2	159/6.6	22-37	.595	0-0	.000	14-26	.538	18	25	43	1.8	17	0	5	9	20	1	58	2.4
2009-10	16-1	67/4.2	6-13	.462	0-0	.000	1-4	.250	10	12	22	1.4	8	0	0	3	9	0	13	0.8
2010-11	14-1	88/6.3	7-15	.467	0-0	.000	9-15	.600	14	11	25	1.8	10	0	2	4	2	0	23	1.6
TOTAL	85-4	609/7.2	69-142	.486	0-0	.000	39-77	.506	85	97	182	2.1	82	2	11	35	57	4	177	2.1

SENIOR • CENTER

ANTHONY McCLAIN

7-0 • 290

HOMETOWN: TRENTON, N.J.

HIGH SCHOOL/PREVIOUS: NATIONAL CHRISTIAN ACADEMY

30

adding seven rebounds, three blocks, and two assists ... had six rebounds at Illinois State (12/8) ... scored in each of his first eight games of the season ... racked up eight points and seven rebounds in the final game of the Peggy Cronin Classic vs. Bowling Green (11/11) ... posted the first three blocks of his career against Western Carolina (11/10) ... tallied his first career points and rebound in the season opener vs. Belmont (11/9).

High School: Averaged 13 points, 11 rebounds, and four blocked shots per game playing for coach Trevor Brown ... helped the Eagles to a 20-2 mark as a senior and a No. 4 ranking in the MAXPREPS State Power Rankings.

Personal: Full name is Anthony Daquise McClain ... nicknamed "Biggie" ... born Nov. 28, 1988 in Trenton, N.J. ... son of Vivian Allen-Blakely ... majoring in criminal justice.

2008-09 GAME-BY-GAME STATISTICS

Opponent	Date	GS	Min	FG	FGA	Pct	3FG	3FGA	Pct	FT	FTA	Pct	O-D-T	A	TO	BLK	Stl	Pts			
SOUTH DAKOTA	11/16	9	2-3	.667	0-0	.000	4-6	.667	2-2	4	0	0	0	1	0	0	8	5			
TEXAS SOUTHERN	11/18	9	2-3	.667	0-0	.000	1-2	.500	2-1	3	0	0	0	0	0	0	5	5			
WESTERN ILLINOIS	11/22	12	3-3	1.000	0-0	.000	2-2	1.000	2-5	7	2	0	4	0	0	0	8	11			
COASTAL CAROLINA	11/24	14	5-7	.714	0-0	.000	1-3	.333	4-3	7	0	1	4	0	1	0	8	18			
vs. Florida State	11/28	5	0-1	.000	0-0	.000	0-2	.000	1-0	1	0	2	0	1	0	0	0	0			
at UNLV	11/29	* 15	1-1	1.000	0-0	.000	0-1	.000	1-2	3	0	0	1	0	1	0	2	2			
UAB	12/6	5	2-2	1.000	0-0	.000	0-0	.000	1-2	3	0	0	1	0	1	0	4	4			
XAVIER	12/13	7	0-0	.000	0-0	.000	0-0	.000	0-1	1	0	0	0	1	0	0	0	0			
CHARLESTON SO.	12/15	5	1-2	.500	0-0	.000	0-0	.000	0-0	0	0	0	0	0	0	0	2	2			
vs. Miss. St.	12/18	4	1-1	1.000	0-0	.000	0-0	.000	0-0	0	0	0	0	0	2	0	2	2			
EASTERN KY.	12/20																				
ARK. PINE-BLUFF	12/22	16	2-4	.500	0-0	.000	1-2	.500	1-2	3	0	2	2	0	0	5	5	5			
at Memphis	12/29																				
at Marquette	1/4	5	0-0	.000	0-0	.000	0-0	.000	0-1	1	0	1	0	0	0	0	0	0	0		
PROVIDENCE	1/7																				
CONNECTICUT	1/10	3	1-1	1.000	0-0	.000	0-0	.000	0-0	0	0	0	0	0	1	0	2	2	2		
RUTGERS	1/14	2	0-1	.000	0-0	.000	0-0	.000	0-0	0	0	0	0	0	0	0	0	0	0	0	
at DePaul	1/17																				
at Providence	1/19																				
at St. John's	1/22	4	0-0	.000	0-0	.000	0-2	.000	0-0	0	0	1	2	0	0	0	0	0	0	0	
GEORGETOWN	1/28	7	0-1	.000	0-0	.000	0-0	.000	1-0	1	0	0	0	0	0	0	0	0	0	0	
at Villanova	2/1	4	0-1	.000	0-0	.000	1-2	.500	2-1	3	0	1	0	0	0	1	0	0	0	1	
NOTRE DAME	2/4																				
at Georgetown	2/7	2	0-1	.000	0-0	.000	0-0	.000	0-0	0	0	0	0	1	0	0	0	0	0	0	
ST. JOHN'S	2/11	3	0-0	.000	0-0	.000	0-0	.000	0-0	0	0	0	0	0	0	0	0	0	0	0	
at Pittsburgh	2/14	2	0-0	.000	0-0	.000	0-0	.000	0-0	0	0	0	0	0	0	0	0	0	0	0	
LOUISVILLE	2/21	1	0-0	.000	0-0	.000	0-0	.000	0-0	0	0	0	0	0	0	0	0	0	0	0	
WEST VIRGINIA	2/26																				
at Syracuse	3/1	17	1-2	.500	0-0	.000	4-4	1.000	0-4	4	2	0	0	0	0	0	6	6	6	6	
at USF	3/3	* 5	0-2	.000	0-0	.000	0-0	.000	1-0	1	0	1	0	1	0	0	0	0	0	0	
SETON HALL	3/7																				
vs. DePaul	3/10	3	1-1	1.000	0-0	.000	0-0	.000	0-1	1	0	0	0	0	0	0	2	2	2	2	
Totals		2	159	22-37	.595	0-0	.000	14-26	.538	18-25	43	5	9	20	1	58	58	58	58	58	58

2007-08 GAME-BY-GAME STATISTICS

Opponent	Date	GS	Min	FG	FGA	Pct	3FG	3FGA	Pct	FT	FTA	Pct	OR-Tot	Avg	PF	FO	A	TO	B	S	Pts		
BELMONT	11/09	6	1	11.000	0	0.000	0	0.000	0	0	0.000	1-1	1.0	0	0	0	1	0	0	0	2		
WESTERN CAROLINA	11/10	8	2	4.500	0	0.000	0	1.000	3-3	2.0	2	0	1	3	0	1	3	0	0	4	4		
BOWLING GREEN	11/11	10	2	5.400	0	0.000	4	5.800	6-7	3.7	0	0	0	0	1	0	1	0	0	8	8		
FAIRFIELD	11/24	10	1	2.500	0	0.000	0	0.000	0-2	3.3	1	0	0	0	3	1	2	0	0	1	2		
USC UPSTATE	11/26	9	0	1.000	0	0.000	1	2.500	1-3	3.2	0	0	0	0	1	0	1	0	1	0	1		
at UAB	12/01	12	2	3.667	0	0.000	1	2.500	1-3	3.2	2	0	0	1	3	0	5	0	0	5	5		
at Illinois State	12/08	9	1	3.333	0	0.000	0	0.000	2-6	3.6	2	0	0	0	0	0	2	0	0	2	2		
at Xavier	12/12	4	1	11.000	0	0.000	0	0.000	1-2	3.4	0	0	0	0	0	0	0	0	0	2	2		
MEMPHIS	12/19	2	0	0.000	0	0.000	0	0.000	0-0	3.0	1	0	0	1	0	0	0	0	0	0	0		
at NC State	12/23	1	0	0.000	0	0.000	0	0.000	0-0	2.7	0	0	0	0	0	0	0	0	0	0	0		
MIAMI (OH)	12/29	19	5	7.714	0	0.000	0	1.000	2-7	3.1	2	0	0	2	3	0	10	0	0	10	10		
at LOUISVILLE	1/1	25	2	5.400	0	0.000	0	2.000	3-9	3.6	2	0	0	0	0	0	4	0	0	4	4		
at St. John's	1/05	12	0	3.000	0	0.000	0	0.000	0-1	3.4	3	0	0	1	2	0	0	0	0	2	2		
SYRACUSE	1/09	23	2	3.667	0	0.000	3	4.750	4-7	3.6	0	0	0	2	1	0	7	0	0	7	7		
VILLANOVA	1/12	8	0	1.000	0	0.000	0	0.000	1-4	3.7	1	0	0	3	0	0	0	0	0	0	0		
at Notre Dame	1/15	5	3	5.600	0	0.000	0	0.000	0-0	3.4	5	1	0	0	0	0	6	0	0	6	6		
PITTSBURGH	1/19	13	2	4.500	0	0.000	2	4.500	1-1	3.3	1	0	0	0	0	0	6	0	0	6	6		
CONNECTICUT	1/23	5	0	1.000	0	0.000	0	0.000	0-1	3.2	1	0	0	1	0	0	0	0	0	0	0		
at Seton Hall	1/27	9	1	2.500	0	0.000	2	6.333	1-6	3.3	2	0	0	1	0	1	0	1	0	1	4		
at West Virginia	1/30	5	0	0.000	0	0.000	0	0.000	1-1	3.2	1	0	0	0	0	0	1	0	0	1	0		
MARQUETTE	2/02	2	0	0.000	0	0.000	0	0.000	0-0	3.0	1	0	0	0	0	0	0	0	0	0	0		
at Rutgers	2/9	21	3	8.375	0	0.000	0	0.000	2-6	3.2	2	0	0	1	0	3	0	6	0	6	6		
ST. JOHN'S	2/13	13	1	4.250	0	0.000	0	0.000	1-4	3.2	4	0	1	0	2	0	2	0	0	2	2		
USF	2/20	9	1	3.333	0	0.000	0	0.000	1-3	3.2	3	0	0	0	2	0	2	0	0	2	2		
at Georgetown	2/23	11	0	2.000	0	0.000	0	0.000	1-2	3.2	2	0	0	1	0	0	0	0	0	0	0		
at Pittsburgh	2/27	7	0	2.000	0	0.000	1	2.500	1-1	3.1	1	0	0	1	0	0	1	0	0	1	1		
PROVIDENCE	3/02	6	0	2.000	0	0.000	0	0.000	1-2	3.0	0	0	0	0	1	0	0	0	0	0	0		
DEPAUL	3/06	4	0	0.000	0	0.000	0	0.000	0-0	2.9	0	0	0	0	0	0	0	0	0	0	0		
at Connecticut	3/9	12	3	4.750	0	0.000	1	2.500	5-6	3.0	5	1	0	1	0	0	7	0	0	7	7		
vs Pittsburgh	3/12	3	0	0.000	0	0.000	0	0.000	1-1	3.0	1	0	0	1	0	0	0	0	0	0	0		
at Bradley	3/19	12	1	11.000	0	0.000	0	1.000	2-3	3.0	2	0	1	1	1	0	2	0	0	2	2		
Totals		295	34	77.442	0	0.000	15	32.469	43-92	3.0	47	2	4	19	26	3	83	27	24	13	23	16	8

McCLAIN CAREER STATISTICS

2007-08	31-0	295/9.5	34-77	.442	0-0	.000	15-32	.469	43	49	92	3.0	47	2	4	19	26	3	83	2.7
2008-09	24-2	159/6.6	22-37	.595	0-0	.000	14-26	.538	18	25	43	1.8	17	0	5	9	20	1	58	2.4
2009-10	16-1	67/4.2	6-13	.462	0-0	.000	1-4	.250	10	12	22	1.4	8	0	0	3	9	0	13	0.8
2010-11	14-1	88/6.3	7-15	.467	0-0	.000	9-15	.600	14	11	25	1.8	10	0	2	4	2	0	23	1.6
TOTAL	85-4	609/7.2	69-142	.486	0-0	.000	39-77	.506	85	97	182	2.1	82	2	11	35	57	4	177	2.1



SENIOR • FORWARD

IBRAHIMA THOMAS

6-11 • 235

HOMETOWN: DAKAR, SENEGAL

HIGH SCHOOL/PREVIOUS: STONERIDGE PREP/OKLAHOMA STATE

32

THOMAS HIGHS

Season	Career
12, 2x (last vs. Seton Hall, 12/31/10)	Points * 19 at Texas, 3/14/08
1, 2x (last vs. St. Francis, 12/23/10)	3-Pointers Made 2, twice (last at WVU, 2/27/10)
13 at Miami (12/21/2010)	Rebounds 13, 2x (last at Miami, 12/21/2010)
3 at Toledo, 12/4/10	Assists 3 at Toledo, 12/4/10
2, twice (last vs. Ga. Southern, 12/14/10)	Steals 4 at Georgetown, 3/6/10
2, 2x (last vs. DePaul, 12/14/10)	Blocked Shots 3, twice (last at Georgetown, 3/6/10)
30 vs. Utah Valley, 12/11/10	Minutes 33 twice (last vs. Syracuse, 2/7/10)
* - at Oklahoma State	

2010-11 Season: Hauled in eight rebounds and scored four points at Syracuse (1/15) ... grabbed two rebounds vs. USF (1/12) ... scored four points and grabbed three rebounds at Villanova (1/9) ... posted four rebounds, two points, two assists and one steal vs. Xavier (1/6) ... scored a season-high-tying 12 points and grabbed nine rebounds vs. Seton Hall (12/31) ... recorded 10 rebounds, six points and two blocks vs. DePaul (12/28) ... Posted his second double-double of the season with 11 points a career-high-tying 13 rebounds at Miami (12/21) ... scored eight points at Oklahoma (12/18) ... recorded a season-high 12 points and matched his season-high in steals (2) against Georgia Southern (12/14) ... posted his second UC career double-double with 12 rebounds and 11 points vs. Utah Valley (12/4) ... dished out a career-high three assists while posting a season-high two steals at Toledo (12/4), shooting 50 percent from the floor and scoring seven points in 23 minutes ... played 14 minutes against Wright State (12/1), scoring two points, grabbing two boards, handing out an assist, and recording a block and steal ... posted totals of six points and eight rebounds vs. Savannah State (11/24) ... scored 11 points and added six boards vs. Florida A&M (11/22) ... Posted nine points and nine rebounds vs. IPFW (11/20) ... scored nine points and grabbed two rebounds vs. Mount St. Mary's in the season opener (11/15).

2009-10 Season: Was Cincinnati's second-leading rebounder (5.4 rpg) after sitting out the first seven games of the season due to NCAA transfer rules and was third overall with 152 boards ... averaged 8.0 rebounds in five postseason games ... put in nine points and corralled a team-high nine rebounds vs. Dayton in the second round of the NIT (3/22) ... added nine points and five boards in first-round NIT match-up vs. Weber State (3/17) ... scored eight points and grabbed eight rebounds in the second round of the BIG EAST Championship against Louisville (3/10) ... corralled a career-high 13 rebounds in the first round of the BIG EAST Championship vs. Rutgers (3/9) ... posted a career-high four steals and a career-high tying three blocks at Georgetown (3/6) ... scored eight points and grabbed seven rebounds at No. 8/7 West Virginia (2/27) ... grabbed a team-high tying 10 rebounds in a win over DePaul (2/24) ... collected first career double-double with 10 points and 11 rebounds at Connecticut (2/13) ... poured in a season- and team-high 13 points and added seven rebounds against No. 3/4 Syracuse (2/7) ... scored five points and grabbed a team-high tying seven rebounds at Louisville (1/24) ... tied for the team high with eight rebounds at St. John's (1/13) ... added 10 points and grabbed five rebounds off the bench in loss at Seton Hall (1/9) ... scored 11 points against CSUB (1/6) ... grabbed nine rebounds and added a steal and two blocked shots in 29 minutes on Dec. 30 against No. 10 Connecticut ... scored a 11 points in win over Winthrop (12/22), marking the first time in his career he has put together back-to-back double-figure scoring performances

2010-11 GAME-BY-GAME STATISTICS

Opponent	Date	GS	MIN	FG	FGA	PCT	3FG	3FGA	PCT	FT	FTA	PCT	OFF	DEF	TOT	AVG	PF	A	TO	BLK	STL	PTS	AVG
MOUNT ST. MARY'S	11/15/10	*	12	3-5	600	1-2	.500	2-2	1.000	0	2	2.0	2	2.0	4	0	2	0	0	0	0	9	9.0
IPFW	11/20/10	*	20	4-6	667	0-0	.000	1-6	.167	4	5	9	5.5	3	1	1	0	1	0	1	9	9.0	
FLORIDA A&M	11/22/10	*	22	4-7	571	0-1	.000	3-4	.750	2	4	6	5.7	1	0	0	0	0	0	0	11	9.7	
SAVANNAH STATE	11/24/10	*	27	2-8	250	0-1	.000	2-2	1.000	2	6	8	6.3	2	1	3	0	1	1	1	6	8.8	
vs Dayton	11/27/10	*	22	2-5	400	0-0	.000	2-2	1.000	2	6	8	6.6	1	1	1	1	1	1	1	6	8.2	
WRIGHT STATE	12/01/10	*	14	1-3	333	0-1	.000	0-0	.000	1	1	2	5.8	1	1	1	1	1	1	1	2	7.2	
at TOLEDO	12/04/10	*	23	3-6	500	0-1	.000	1-2	.500	4	4	8	6.1	2	3	2	0	2	2	0	7	7.1	
UTAH VALLEY	12/11/10	*	30	5-8	625	0-2	.000	1-4	.250	5	7	12	6.9	3	1	1	1	1	1	1	11	7.6	
GEORGIA SOUTHERN	12/14/10	*	22	4-8	500	0-1	.000	4-5	.800	1	4	5	6.7	1	2	0	2	2	2	0	12	8.1	
at Oklahoma	12/18/10	*	21	0-3	000	0-1	.000	3-6	.500	1	3	4	6.4	4	0	0	1	0	0	0	3	7.6	
at Miami	12/21/10	*	29	3-6	500	0-1	.000	5-6	.833	7	6	13	7.0	2	0	1	0	1	0	1	11	7.9	
ST. FRANCIS (PA.)	12/23/10	*	16	2-4	500	1-2	.500	0-3	.000	0	2	2	6.6	2	0	0	1	1	1	1	5	7.7	
DEPAUL UNIVERSITY	12/28/10	*	18	1-4	250	0-0	.000	4-6	.667	6	4	10	6.8	1	1	0	2	0	0	0	6	7.5	
SETON HALL	12/31/10	*	23	6-8	750	0-2	.000	0-0	.000	4	5	9	7.0	5	0	2	0	0	0	0	12	7.9	
XAVIER UNIVERSITY	01/09/11	*	24	1-5	200	0-2	.000	0-0	.000	3	1	4	6.8	4	2	0	1	1	1	1	2	7.5	
at Villanova	01/09/11	*	13	2-2	1,000	0-0	.000	0-1	.000	1	2	3	6.6	5	0	0	0	0	0	0	4	7.3	
USF	01/12/11	*	12	0-1	000	0-1	.000	0-0	.000	0	2	2	6.3	5	0	0	0	0	0	0	0	6.8	
at Syracuse	1/15/11	*	22	2-7	286	0-0	.000	0-1	.000	4	4	8	6.4	3	2	0	0	0	0	0	4	6.7	
Totals			17	370	45-96	.469	2-18	.111	28-50	.560	47	68	115	6.4	49	15	15	9	12	120	6.7		

2009-10-11 GAME-BY-GAME STATISTICS

Opponent	Date	GS	Min	FG	FGA	Pct.	3FG	3FGA	Pct.	FT	FTA	Pct.	O-D-T	A	TO	BLK	STL	Pts.
PRAIRIE VIEW	11/16												DNP					
TOLEDO	11/18												DNP					
vs. Vanderbilt	11/23												DNP					
vs. Maryland	11/24												DNP					
vs. Gonzaga	11/25												DNP					
TEXAS SOUTHERN	12/1												DNP					
MIAMI (OH)	12/10												DNP					
at Xavier	12/13		7	1-6	.167	0-2	.000	0-0	.000	1-1-2	0	0	1	0	0	2		
at UAB	12/16		4	0-1	.000	0-1	.000	0-0	.000	0-0-0	0	0	1	0	0	0		
LIPSCOMB	12/19	*	18	4-5	.800	0-0	.000	2-6	.333	3-3-6	0	0	2	0	0	0		
WINTHROP	12/22	*	15	3-7	.429	1-4	.250	4-6	.667	2-1-3	1	1	0	0	0	1		
CONNECTICUT	12/30	*	29	1-7	.143	0-0	.000	4-8	.500	3-6-9	0	0	2	1	6			
at Rutgers	1/2	*	17	1-3	.333	0-1	.000	2-4	.500	1-5-6	1	1	0	0	0	4		
PITTSBURGH	1/4	*	7	1-3	.333	0-1	.000	0-0	.000	0-1-1	0	1	0	0	0	1		
CAL STATE BAKERSFIELD	1/6	*	13	3-4	.750	0-0	.000	5-5	1.000	1-1-2	0	0	0	0	0	0	11	
at Seton Hall	1/9		14	4-8	.500	0-0	.000	2-3	.667	2-3-5	0	0	1	0	0	10		
at St. John's	1/13	*	17	1-5	.200	0-2	.000	2-3	.333	3-5-8	0	4	1	0	4			
NOTRE DAME	1/16		3	0-1	.000	0-0	.000	1-2	.500	0-1-1	0	0	0	0	0	1		
USF	1/20		9	1-1	1.000	0-0	.000	0-0	.000	1-1-2	0	0	0	1	0	2		
at Louisville	1/24	*	20	2-6	.333	1-3	.333	0-0	.000	2-5-7	1	1	0	0	5			
PROVIDENCE	1/30	*	11	1-2	.500	0-1	.000	2-2	1.000	0-1-1	0	1	0	0	4			
at Notre Dame	2/4	*	19	1-4	.250	1-2	.500	2-4	.500	1-3-4	0	0	0	0	5			
SYRACUSE	2/7	*	33	4-8	.500	1-1	1.000	4-6	.667	1-6-7	1	3	1	0	13			
at Connecticut	2/13	*	29	4-12	.333	1-4	.250	1-6	.167	4-7-11	0	1	1	1	10			
at USF	2/16	*	20	2-8	.250	0-0	.000	1-1	1.000	5-2-7	0	2	0	0	5			
MARQUETTE	2/21	*	23	2-5	.400	0-0	.000	4-6	.667	2-4-6	1	0	1	1	8			
DEPAUL	2/24	*	19	0-3	.000	0-0	.000	2-5	.400	3-7-10	1	1	1	0	2			
at West Virginia	2/27	*	27	2-3	.667	2-2	1.000	2-2	1.000	2-5-7	0	1	1	0	8			
VILLANOVA	3/2		12	1-3	.333	0-1	.000	0-0	.000	1-2-3	0	0	0	1	2			
at Georgetown	3/6	*	25	2-6	.333	0-1	.000	1-4	.250	0-4-4	0	2	3	4	5			
vs. Rutgers	3/9	*	27	2-8	.250	0-0	.000	0-2	.000	3-10-13	1	1	0	0	4			
vs. Louisville	3/10	*	17	4-10	.400	0-2	.000	0-0	.000	3-5-8	0	2	0	1	8			
vs. West Virginia	3/11	*	25	1-3	.333	0-0	.000	0-0	.000	3-2-5	0	1	0	0	2			
WEBER STATE	3/17	*	22	2-4	.500	1-2	.500	4-4	1.000	1-4-5	0	2	1	0	9			
DAYTON	3/22		29	4-5	.800	0-1	.000	0-1	.000	3-6-9	0	0	1	0	8			
Totals			22	511	54-141	.383	8-31	.258	45-83	.542	51-101-152	7	25	19	9	161		

CAREER STATISTICS

* - AT OKLAHOMA STATE

Season	GP-GS	MIN	FG	FGA	PCT.	3P	3PA	PCT.	FT	FTA	PCT.	OFF	DEF	REB	AVG	PF-D	A	TO	BL	ST	PTS	AVG
*2007-08	33-27	575	78	155	.503	11	34	.324	32	55	.582	50	86	136	4.1	102-7	7	37	16	13	199	6.0
*2008-09	7-7	144	24	49	.490	2	7	.286	8	20	.400	9	18	27	3.9	28-2	3	8	8	2	58	8.3
2010-11	18-17	370/20.6		45-96	.469		2-18	.111		28-50	.560	47	68	115	6.4	49	3	15	15	9	120	6.7
TOTAL	46-39	881/19.2		99-237	.418		10-49	.204		73-133	.549	98	169	267	5.8	115	6	22	40	28	281	6.1

SENIOR • FORWARD

IBRAHIMA THOMAS

6-11 • 235

HOMETOWN: DAKAR, SENEGAL

HIGH SCHOOL/PREVIOUS: STONERIDGE PREP/OKLAHOMA STATE

32

... registered first double-figure scoring game as a Bearcat with 10 points against Lipscomb (12/19) in first career start at UC ... scored first two points in a Bearcats uniform on a two-handed slam in Crosstown Shootout against Xavier (12/13) ... sat out the team's first seven games after transferring to UC from Oklahoma State after the first quarter of 2008-09.

At Oklahoma State: Scored a career-high 19 points in a quarterfinal game of the Big 12 Championship against Texas ... recorded seven double-figure scoring games, including 16 points and a career-high 10 rebounds at Texas Tech on Feb. 2 for his first-career double-double ... grabbed 10 boards the following game against Colorado, giving him back-to-back double-figure rebounding games ... shot 60 percent or better from the floor on 10 occasions with three or more makes ... started 27 games during his rookie season.

Prior to Cincinnati: Played at Stoneridge Preparatory School in Simi Valley, Calif. ... received a three-star ranking from Rivals.com and was considered one of the Top-20 players in the state of California ... was also rated as the No. 81 player nationally according to Clark Francis ... was nominated for the McDonald's All-American game in 2007 ... was named the Athlete of the Year at Stoneridge Prep in 2007 ... participated in the Top-100 African prospect (NBA Camp) in 2004 ... shot 50.5 percent from the floor and 30.8 percent from beyond the three-point arc ... scored 14 points and grabbed 15 rebounds in an early season game against The Patterson School ... averaged 3.9 points and 2.7 rebounds per game his junior season ... had his best performance against Philadelphia Lutheran in December of 2005, scoring 19 points on 9-of-12 shooting ... attended the adidas Superstar Camp during the summer of 2006 in Atlanta and was rated the No. 7 center in the camp ... played soccer for 10 years.

Personal: Pronounced ih-bruh-HEE-muh ... born Feb. 7, 1987 in Dakar, Senegal ... son of Ousseynou Thomas and Anta Camara ... has a younger brother and sister ... majoring in French.

THOMAS CAREER STATISTICS * - AT OKLAHOMA STATE

Season	GP-GS	MIN	FG	FGA	PCT.	3P	3PA	PCT.	FT	FTA	PCT	OFF	DEF	REB	AVG	PF-D	A	TO	BL	ST	PTS	AVG	
*2007-08	33-27	575	78	155	.503	11	34	.324	32	55	.582	50	86	136	4.1	102-7	7	37	16	13	199	6.0	
*2008-09	7-7	144	24	49	.490	2	7	.286	8	20	.400	9	18	27	3.9	28-2	3	8	8	2	58	8.3	
2010-11	18-17	370/20.6		45-96	.469		2-18	.111		28-50	.560	47	68	115	6.4	49	3	15	15	9	12	120	6.7
TOTAL	46-39	881/19.2		99-237	.418		10-49	.204		73-133	.549	98	169	267	5.8	115	6	22	40	28	21	281	6.1



JUNIOR • FORWARD

YANCY GATES

6-9 • 265

HOMETOWN: CINCINNATI, OHIO

HIGH SCHOOL/PREVIOUS: WITHROW

34

GATES HIGHS

Season	Career
22 vs. Xavier, 1/6/11	Points 23 vs. DePaul, 2/24/10
1 vs. Utah Valley, 12/11/10	3-Pointers Made 1, twice (last vs. Utah Valley, 12/11/10)
14 vs. Xavier, 1/6/11	Rebounds 14, 2x (last vs. Xavier, 1/6/11)
3, 3x (last vs. St. Francis, 12/23/10)	Assists 4 vs. Toledo, 11/18/09
4 vs. St. Francis, 12/23/10	Steals 4 vs. St. Francis, 12/23/10
4 vs. Florida A&M, 11/22/10	Blocked Shots 4, 3x (last vs. FAMU, 11/22/10)
37 vs. Xavier, 1/6/11	Minutes 40 at Xavier, 12/13/09

2010-11 Season: Scored three points and grabbed three rebounds after playing just 17 minutes at Syracuse (1/15) before suffering an ankle injury ... had nine points and three rebounds vs. USF (1/12) ... scored 11 points and hauled in nine rebounds at Villanova (1/9) ... recorded his third double-double of the season with 22 points and a career-high-tying 14 rebounds, while adding two blocks, two assists and one steal vs. Xavier (1/6) ... scored nine points and added six rebounds vs. Seton Hall (12/31) ... racked up 15 points, six rebounds, two blocks and two steals vs. DePaul (12/28) ... scored a season-high 18 points and set a new career high with four steals in 20 minutes of play vs. St. Francis (12/23) ... Recorded eight points and eight rebounds at Miami (12/21) ... produced 11 points and secured seven rebounds at Oklahoma (12/18) ... scored 12 points, pulled down six rebounds and swatted three shots against Georgia Southern (12/14) ... produced 14 points vs. Utah Valley (12/4) and made the second three-pointer of his career ... scored eight points at Toledo (12/4) ... one of five UC players to score in double figures against Wright State (12/1), scoring 10 points and grabbing a game-high seven rebounds, playing through illness ... also had three blocks and two assists against the Raiders ... fell one rebound shy of his third double-double of the season vs. Savannah State (11/24), grabbing nine boards and scoring 12 points ... recorded his ninth career double-double vs. Florida A&M (11/22) with 11 points and 11 rebounds, also tied his career high with four blocks ... knocked down 5-of-9 shots on his way to a team-high tying 13 points vs. IPFW (11/20) ... also added seven rebounds and three assists ... posted his eighth career double-double in the season opener vs. Mount St. Mary's (11/15) with 15 points and 10 boards.

2009-10 Season: Ranked 15th in the conference in field goal percentage (.522) and was 12th in offensive rebounds (2.5) in overall games ... ranked fourth in field goal percentage (.570) and was tied for 15th in offensive rebounds in conference-only play ... finished first on the team in rebounding (5.9) and was third in scoring (10.4) ... after coming off the bench during the middle portion of the league schedule, he started the final seven games of the year, including all five postseason games ... scored in double figures in all three BIG EAST Championship games, including 16 points and five rebounds in second round against Louisville (3/9) ... notched fourth consecutive double-figure scoring performance vs. No. 9/9 Villanova (3/2) ... added 14 points off the bench vs. Marquette (2/21) ... scored a career-high 23 points on 11-of-15 shooting and added eight boards in win over DePaul (2/24) ... scored 11 points and grabbed five offensive rebounds against Syracuse (2/7) ... put in 10 points and added six boards at Notre Dame (2/4) ... registered 13th double-figure scoring game of the season with 12 points at Louisville (1/24) ... scored eight points in 10 minutes against USF (1/20)

2010-11 GAME-BY-GAME STATISTICS

Opponent	Date	gs	min	fg-fga	pct	3fg-fga	pct	ft-fsa	pct	off	def	tot	avg	pf	a	to	blk	stl	pts	avg	
MOUNT ST. MARY'S	11/15/10	*	30	7-16	.438	0-0	.000	1-3	.333	4	6	10	10.0	5	2	3	1	0	15	15.0	
IPFW	11/20/10	*	36	5-9	.556	0-0	.000	3-4	.750	3	4	7	8.5	2	3	2	1	0	13	14.0	
FLORIDA A&M	11/22/10	*	33	5-12	.417	0-0	.000	1-2	.500	4	7	11	9.3	2	1	3	4	2	11	13.0	
SAVANNAH STATE	11/24/10	*	32	6-14	.429	0-0	.000	0-3	.000	6	3	9	9.3	2	3	2	1	0	12	12.8	
vs Dayton	11/27/10	*	13	1-5	.200	0-0	.000	3-5	.600	0	2	2	2.8	3	1	1	1	1	5	11.2	
WRIGHT STATE	12/01/10	*	33	4-9	.444	0-1	.000	2-3	.667	1	6	7	7.7	1	2	2	3	0	10	11.0	
at TOLEDO	12/04/10	*	18	4-9	.444	0-2	.000	0-0	.000	0	4	4	7.1	0	1	0	1	2	8	10.6	
UTAH VALLEY	12/11/10	*	22	5-13	.385	1-2	.500	3-4	.750	1	2	3	6.6	1	2	0	2	0	14	11.0	
GEORGIA SOUTHERN	12/14/10	*	18	6-8	.750	0-0	.000	0-1	.000	3	3	6	6.6	2	1	0	3	0	12	11.1	
at Oklahoma	12/18/10	*	22	5-8	.625	0-0	.000	1-2	.500	2	5	7	6.6	4	0	3	0	0	11	11.1	
at Miami	12/21/10	*	33	2-9	.222	0-1	.000	4-8	.500	3	5	8	6.7	0	0	2	2	0	8	10.8	
ST. FRANCIS (PA.)	12/23/10	*	20	8-10	.800	0-0	.000	2-3	.667	4	2	6	6.7	1	3	3	1	4	18	11.4	
DEPAUL UNIVERSITY	12/28/10	*	31	7-13	.538	0-1	.000	1-2	.500	2	4	6	6.6	2	2	2	2	2	15	11.7	
SETON HALL	12/31/10	*	32	4-6	.667	0-0	.000	1-2	.500	1	5	6	6.6	4	1	1	2	1	9	11.5	
XAVIER UNIVERSITY	01/06/11	*	37	10-16	.625	0-0	.000	2-2	1.000	5	9	14	7.1	1	2	1	2	1	22	12.2	
at Villanova	01/09/11	*	33	5-10	.500	0-0	.000	1-3	.333	4	5	9	7.2	2	0	1	0	0	11	12.1	
USF	01/12/11	*	30	3-6	.500	0-0	.000	3-6	.500	0	3	3	6.9	2	0	1	0	3	9	11.9	
at Syracuse	1/15/11	*	17	1-6	.167	0-0	.000	1-3	.333	1	2	3	6.7	1	1	2	0	1	3	11.4	
Totals			17	490	88-179	.492	1-7	.143	29-56	.518	44	77	121	6.7	35	25	29	26	17	206	11.4

2009-10-11 GAME-BY-GAME STATISTICS

Opponent	Date	GS	Min	FG-FGA	Pct	3FG-FGA	Pct	FT-FTA	Pct	O-D-T	A	TO	BLK	Stl	Pts.	
PRAIRIE VIEW	11/16	*	22	2-5	.400	0-0	.000	1-2	.500	5-5-10	1	2	2	1	5	
TOLEDO	11/18	*	27	6-8	.750	0-0	.000	2-3	.667	1-2-3	4	3	3	0	14	
vs. Vanderbilt	11/23	*	25	7-13	.538	0-0	.000	2-2	1.000	5-5-10	1	4	1	0	16	
vs. Maryland	11/24	*	29	7-11	.636	0-0	.000	3-6	.500	4-9-13	0	2	1	0	17	
vs. Gonzaga	11/25	*	36	4-12	.333	0-0	.000	3-5	.600	3-4-7	0	0	0	0	11	
TEXAS SOUTHERN	12/1	*	15	5-5	1.000	0-0	.000	0-0	.000	2-5-7	0	0	0	0	10	
MIAMI (OH)	12/10	*	27	2-6	.333	0-0	.000	4-6	.667	1-3-4	0	1	4	0	8	
at Xavier	12/13	*	40	8-16	.500	0-1	.000	2-6	.333	3-3-6	0	1	2	0	18	
at UAB	12/16	*	29	3-8	.375	0-0	.000	1-2	.500	2-4-6	0	0	0	2	7	
LIPSCOMB	12/19	*	4	0-0	.000	0-0	.000	0-0	.000	0-0-0	0	0	0	0	0	
WINTHROP	12/22	*	25	6-10	.600	0-0	.000	4-5	.800	4-3-7	1	3	2	2	16	
CONNECTICUT	12/30	*	18	3-6	.500	0-0	.000	0-0	.000	0-3-3	2	3	2	0	6	
at Rutgers	1/2	*	25	5-7	.714	0-0	.000	0-0	.000	2-6-8	0	0	0	0	10	
PITTSBURGH	1/4	*	34	8-14	.571	0-0	.000	0-1	.000	3-11-14	2	1	4	2	16	
CAL STATE BAKERSFIELD	1/6	*	10	1-3	.333	0-0	.000	4-0	.000	1-1-2	0	1	0	2	2	
at Seton Hall	1/9	*	31	5-6	.833	0-0	.000	4-4	1.000	1-4-5	1	1	1	1	14	
at St. John's	1/13	*	22	6-9	.667	0-0	.000	0-1	.000	1-7-8	0	1	1	0	12	
NOTRE DAME	1/16	*	32	5-11	.455	0-0	.000	1-2	.500	6-7-13	0	0	0	0	11	
USF	1/20	*	10	4-7	.571	0-0	.000	3-3	.000	2-0-2	1	1	0	0	8	
at Louisville	1/24	*	31	6-12	.500	0-0	.000	0-0	.000	2-3-5	3	0	0	0	12	
PROVIDENCE	1/30	*	27	3-6	.500	0-0	.000	1-2	.500	1-6-7	1	2	1	2	7	
at Notre Dame	2/4	*	26	4-8	.500	0-0	.000	2-3	.667	1-5-6	2	4	0	0	10	
SYRACUSE	2/7	*	28	5-5	1.000	0-0	.000	1-5	.200	5-0-5	1	1	0	1	11	
at Connecticut	2/13	*	25	2-5	.400	0-0	.000	1-2	.500	2-3-5	0	2	0	0	5	
at USF	2/16	*	16	1-5	.200	0-0	.000	1-2	.500	3-0-3	0	2	0	1	3	
MARQUETTE	2/21	*	22	6-9	.667	0-0	.000	2-2	1.000	3-0-3	1	0	2	0	14	
DEPAUL	2/24	*	33	11-15	.733	0-0	.000	1-5	.200	6-2-8	1	1	0	0	23	
at West Virginia	2/27	*	20	5-9	.556	0-0	.000	0-0	.000	0-0-0	0	1	0	0	10	
VILLANOVA	3/2	*	29	3-8	.375	0-0	.000	7-7	1.000	4-1-5	1	2	0	1	13	
at Georgetown	3/6	*	28	3-7	.429	0-0	.000	1-2	.500	3-3-6	0	4	1	1	7	
vs. Rutgers	3/9	*	33	4-13	.308	0-0	.000	2-4	.500	4-1-5	2	1	0	0	10	
vs. Louisville	3/10	*	36	6-13	.462	0-0	.000	4-4	1.000	1-4-5	1	1	0	0	16	
vs. West Virginia	3/11	*	30	4-10	.400	0-0	.000	3-4	.750	3-4-7	2	0	0	0	11	
WEBER STATE	3/17	*	30	4-10	.400	0-0	.000	0-0	.000	2-4-6	2	2	2	3	8	
DAYTON	3/22	*	17	1-5	.200	0-1	.000	0-0	.000	0-0-0	0	1	1	0	2	
Totals			24	892	155-297	.522	0-2	.000	53-90	.589	88-120-208	30	48	30	20	363

CAREER STATISTICS

2008-09	32-18	785/24.5	145-303	.479	1-5	.200	48-82	.585	90	105	195	6.1	75	0	14	41	32	15	339	10.6
2009-10	35-24	892/25.5	155-297	.522	0-2	.000	53-90	.589	88	120	208	5.9	85	0	30	48	30	20	363	10.4
2010-11	18-17	490/27.2	88-179	.492	1-7	.143	29-56	.518	44	77	121	6.7	35	1	25	29	26	17	206	11.4
TOTAL	85-59	2167/25.5	388-779	.498	2-14	.143	130-228	.570	222	302	524	6.2	195	1	69	118	88	52	908	10.7

JUNIOR • FORWARD

YANCY GATES

6-9 • 265

HOMETOWN: CINCINNATI, OHIO

HIGH SCHOOL/PREVIOUS: WITHROW

34

... notched fourth double-double of the season and second in BIG EAST play with 11 points and 13 rebounds against Notre Dame (1/16) ... tipped-in his own miss for the game-winner with two seconds to play against the Irish ... scored a team-high 12 points and corralled eight rebounds at St. John's (1/13) ... hit 5-of-6 shots from the field and made all four free throws en route to 14 points at Seton Hall (1/9) ... notched third double-double of the season with 16 points and a career-high 14 rebounds against No. 23 Pittsburgh (1/4) ... also tied career high with four blocks against the Panthers ... fell just shy of a double-double with 10 points and eight boards at Rutgers (1/2) ... scored 10 of his game-high 16 points in a 4:37 stretch in the first half in a 17-point win over Winthrop (12/22) ... came off the bench to score 18 points and grab six boards at Xavier (12/13) ... hit all five shots en route to a 10-point, seven-rebound performance against Texas Southern (12/1) ... named to the EA Sports Maui Invitational All-Tournament team ... put together back-to-back double-doubles for the first time in his career against Maryland (17 points, 13 rebounds) and Vanderbilt (16 points, 10 rebounds) ... scored 14 points and dished out a career-high four assists in a win over Toledo (11/18).

2008-09 Season: Named to BIG EAST All-Rookie squad ... ranked 10th in offensive rebounds (2.8) ... ranked 12th in BIG EAST-only play in offensive rebounds (2.47) ... grabbed nine rebounds against Seton Hall (3/7) ... poured in a team-high 14 points and grabbed a game-high tying seven rebounds at USF (3/3) ... collected second double-double of the season with 22 points and 11 rebounds vs. West Virginia (2/26) ... went 9-of-11 from the field against the Mountaineers and his nine defensive rebounds were a season-high ... scored a then season-high 21 points on 8-of-11 shooting vs. St. John's (2/11) and added six rebounds ... named BIG EAST Rookie of the Week for second time on Feb. 9 after averaging 13.0 ppg and 7.5 rpg in wins over Notre Dame and Georgetown ... scored 10 points in BIG EAST debut at Marquette (1/4), his fifth double-figure scoring game in the last six contests ... named BIG EAST Rookie of the Week on Dec. 22 after averaging 15.7 ppg and 8.0 rpg in wins over Charleston Southern (12/15), Mississippi State (12/18), and Eastern Kentucky (12/20) ... scored 14 points and snatched eight boards in win over Arkansas-Pine Bluff (12/22) ... put down game-tying dunk with one-tenth of a second left in regulation to send UC to overtime vs. Eastern Kentucky (12/20) ... scored 17 points and grabbed eight rebounds in overtime win vs. Colonels ... scored 12 points and grabbed a game-high nine rebounds vs. Mississippi State (12/18) ... scored a game-high 18 points on 8-of-10 shooting and pulled down seven rebounds vs. Charleston Southern (12/15) ... scored 16 points on 7-of-10 shooting and added seven rebounds at UNLV (11/29) ... notched 10 points and six rebounds in win over Western Illinois (11/22) ... registered first career double-double with 16 points and 11 rebounds in collegiate debut vs. South Dakota (11/16), becoming the first freshman to record a double-double in first collegiate game since Dontonio Wingfield (1994-95).

Prior to Cincinnati: Played his final two years of high school at Withrow, posting a combined record of 40-10 after transferring from Hughes ... was coached at Withrow by Walt McBride and led the team to back-to-back district championships ... was a McDonald's All-America nominee ... four-year varsity starter ... earned fourth-team Parade Magazine All-America honors ... 2008 Associated Press Division I Player of the Year ... was the Southwest Ohio Player of the Year as a junior and senior ... averaged a double-double his last two years of high school posting 21.2 points and 10.5 rebounds per game as a senior and 19.0 points and 10.0 rebounds as a junior

2008-09 GAME-BY-GAME STATISTICS

Opponent	Date	GS	Min	FG-FGA	Pct.	3FG-FGA	Pct.	FT-FTA	Pct.	O-D-T	A	TO	BLK	Stl	Pts.	
SOUTH DAKOTA	11/16	*	20	7-11	.636	0-0	.000	2-2	1.000	6-5-11	0	1	3	1	16	
TEXAS SOUTHERN	11/18	*	11	1-3	.333	0-0	.000	1-1	1.000	0-4-4	0	2	0	1	3	
WESTERN ILLINOIS	11/22	*	22	5-12	.417	0-0	.000	0-0	.000	5-1-6	1	2	3	0	10	
COASTAL CAROLINA	11/24	*	16	4-6	.667	0-0	.000	0-1	.000	0-2-2	0	0	1	0	8	
vs. Florida State	11/28	*	19	1-2	.500	0-0	.000	1-2	.500	2-2-4	0	0	0	1	3	
at UNLV	11/29	*	19	7-10	.700	0-0	.000	2-4	.500	4-3-7	0	1	1	0	16	
UAB	12/6	*	22	5-8	.625	1-1	1.000	0-0	.000	2-2-4	0	1	1	0	11	
XAVIER	12/13	*	18	1-4	.250	0-0	.000	0-0	.000	0-5-5	2	2	0	1	2	
CHARLESTON SO.	12/15	*	28	8-10	.800	0-0	.000	2-3	.667	3-4-7	0	4	1	1	18	
vs. Miss. St.	12/18	*	22	6-13	.462	0-1	.000	0-2	.000	4-5-9	0	0	0	0	12	
EASTERN KY.	12/20	*	30	7-13	.538	0-0	.000	3-5	.600	6-2-8	0	0	1	0	17	
ARK. PINE-BLUFF	12/22	*	19	6-7	.857	0-0	.000	2-2	1.000	4-4-8	1	0	2	1	14	
at Memphis	12/29	*	31	2-9	.222	0-0	.000	1-3	.333	7-2-9	0	7	1	0	5	
at Marquette	1/4	*	23	5-10	.500	0-0	.000	0-0	.000	1-2-3	0	0	1	0	10	
PROVIDENCE	1/7	*	17	4-7	.571	0-0	.000	0-2	.000	4-3-7	0	2	0	0	8	
CONNECTICUT	1/10	*	30	4-14	.286	0-1	.000	4-4	1.000	3-6-9	0	0	0	1	12	
RUTGERS	1/14	*	14	2-7	.286	0-0	.000	0-2	.000	0-2-2	1	0	1	0	4	
at DePaul	1/17	*	17	3-10	.300	0-0	.000	2-3	.667	3-2-5	1	1	0	0	8	
at Providence	1/19	*	23	6-17	.353	0-0	.000	2-2	1.000	5-2-7	3	0	1	0	14	
at St. John's	1/22	*	20	5-8	.625	0-1	.000	1-2	.500	4-1-5	0	1	0	1	11	
GEORGETOWN	1/28	*	28	3-6	.500	0-0	.000	3-4	.750	3-1-4	0	1	4	2	9	
at Villanova	2/1	*	23	4-9	.444	0-0	.000	1-1	1.000	4-3-7	2	3	0	1	9	
NOTRE DAME	2/4	*	21	7-13	.538	0-0	.000	1-4	.250	4-4-8	0	1	2	2	15	
at Georgetown	2/7	*	24	4-8	.500	0-0	.000	3-7	.429	2-5-7	0	0	1	0	11	
ST. JOHN'S	2/11	*	23	8-11	.727	0-0	.000	5-5	1.000	1-5-6	0	3	0	0	21	
at Pittsburgh	2/14	*	25	2-8	.250	0-0	.000	0-0	.000	1-0-1	0	1	0	0	4	
LOUISVILLE	2/21	*	24	4-9	.444	0-0	.000	2-2	1.000	0-5-5	0	2	1	1	10	
WEST VIRGINIA	2/26	*	36	9-11	.818	0-0	.000	4-6	.667	2-9-11	2	0	1	0	22	
at Syracuse	3/1	*	23	3-11	.273	0-0	.000	2-2	1.000	1-4-5	1	0	1	0	8	
at USF	3/3	*	33	6-12	.500	0-1	.000	2-4	.500	4-3-7	0	0	2	0	14	
SETON HALL	3/7	*	37	3-13	.231	0-0	.000	0-3	.000	4-5-9	0	4	1	0	6	
vs. DePaul	3/10	*	27	3-11	.273	0-0	.000	2-4	.500	1-2-3	0	2	2	1	8	
Totals			18	745	145-303	.479	1-5	.200	48-82	.585	90-105-195	14	41	32	15	339

... earned first-team all-Ohio accolades his final season after earning second-team status as a junior.

Personal: Full name is Yancy Gates ... born October 15, 1989 in Cincinnati ... son of Tony Dees and Phyllis Bryant ... major is criminal justice.

GATES CAREER STATISTICS

2008-09	32-18	785/24.5	145-303	.479	1-5	.200	48-82	.585	90	105	195	6.1	75	0	14	41	32	15	339	10.6
2009-10	35-24	892/25.5	155-297	.522	0-2	.000	53-90	.589	88	120	208	5.9	85	0	30	48	30	20	363	10.4
2010-11	18-17	490/27.2	88-179	.492	1-7	.143	29-56	.518	44	77	121	6.7	35	1	25	29	26	17	206	11.4
TOTAL	85-59	2167/25.5	388-779	.498	2-14	.143	130-228	.570	222	302	524	6.2	195	1	69	118	88	52	908	10.7



SOPHOMORE • GUARD

JaQUON PARKER

6-3 • 210

HOMETOWN: SUFFOLK, VA.

HIGH SCHOOL/PREVIOUS: KING'S FORK

44

PARKER HIGHS

Season	Career
6 vs. Georgia Southern, 12/14/10	Points 15 vs. USF, 1/20/10
1, 3x (last vs. St. Francis, 12/23/10)	3-Pointers Made 3, 2x (last vs. Rutgers, 3/9/10)
8 vs. St. Francis, 12/23/10	Rebounds 9 vs. Louisville, 3/10/10
6 vs. St. Francis, 12/23/10	Assists 6 vs. St. Francis, 12/23/10
2 vs. St. Francis, 12/23/10	Steals 2, 2x (last vs. St. Francis, 12/23/10)
1 vs. Dayton, 11/27/10	Blocked Shots 1, twice (last vs. Dayton, 11/27/10)
21 at Toledo, 12/4/10	Minutes 35 vs. USF, 1/20/10

2010-11 Season: Scored one point vs. USF (1/12) ... recorded two rebounds vs. DePaul (12/23) ... started first game of season vs. St. Francis (12/23) and produced career-high six assists, tied career high with two steals, scored five points and grabbed eight rebounds ... grabbed three rebounds and passed out two assists in seven minutes at Oklahoma (12/18) ... scored a season-high six points, pulled down four rebounds and dished out two assists against Georgia Southern (12/14) ... scored three points against Utah Valley (12/11) ... recorded a season high 21 minutes at Toledo (12/4), dishing out a season-high four assists and scoring two points ... played seven minutes against Wright State (12/1), handing out two assists ... scored a season-high four points and pulled down a season-high five rebounds in 14 minutes of action against Florida A&M (11/22) ... scored two points in the season opener against Mount St. Mary's (11/15).

2009-10 Season: Transitioned from playing shooting guard in high school to playing the point for UC ... finished second on the team in 3-point shooting percentage, knocking down 36.2 percent (17-of-47) ... added eight points and grabbed nine rebounds in second round match-up of the BIG EAST Championship against Louisville (3/10) ... seven of the nine rebounds grabbed against the Cardinals were offensive, the most offensive rebounds by a player in 2009-10 ... poured in 13 points, including a career-high tying three 3-pointers, vs. Rutgers (3/9) in the opening round of the BIG EAST Championship ... scored five points in nine minutes against No. 9/9 Villanova (3/2) after not playing in previous three games ... made second straight start and scored three points and grabbed five rebounds at Louisville (1/24) ... collected season-highs in points (15), assists (5), field goals made (6), and minutes (35) in first career BIG EAST start against USF (1/20) ... hit a season-high three 3-pointers against CSUB (1/6) and added five rebounds and two assists ... made first career start against Miami (OH) ... registered first career double-figure point performance with 10 points against Texas Southern (12/1) in 23 minutes ... scored first collegiate points against Toledo (11/18) with five in 13 minutes ... also added two assists and a steal against the Rockets.

Prior to Cincinnati: Led King's Fork High School to a 31-3 record and a state championship during senior season ... coached by Joshua Worrell ... was the 2009 AAA State Boys' Basketball Player of the Year in Virginia ... received Regional and District Player of the Year accolades his senior season ... holds King's Fork High School record for points (581), rebounds (242), and free throws made (153) in a season.

Personal: Full name is Jaquon L. Parker ... born March 29, 1990 in Suffolk, Virginia ... son of

2010-11 GAME-BY-GAME STATISTICS

Opponent	Date	gs	min	fg-fga	pct	3fg-fga	pct	ft-fa	pct	off	def	tot	avg	of	a	to	blk	stl	pts	avg
MOUNT ST. MARY'S	11/15/10	14	0-1	.000	0-1	.000	2-2	1.000	1	0	1	1	2	0	1	0	0	0	2	2.0
IPFW	11/20/10	6	0-3	.000	0-2	.000	0-0	.000	0	1	1	1	0	0	0	0	0	0	0	1.0
FLORIDA A&M	11/22/10	14	1-4	.250	1-3	.333	1-2	.500	2	3	5	2.3	1	0	0	0	0	0	4	2.0
SAVANNAH STATE	11/24/10	13	1-4	.250	1-1	1.000	0-0	.000	0	2	2	2.3	1	0	0	0	0	1	3	2.3
vs Dayton	11/27/10	19	0-3	.000	0-2	.000	1-2	.500	0	2	2	2.2	1	1	0	1	0	1	2	2.0
WRIGHT STATE	12/01/10	7	0-1	.000	0-1	.000	0-2	.000	1	1	2	2.2	0	2	1	0	0	0	1.7	
at TOLEDO	12/04/10	21	1-5	.200	0-2	.000	0-0	.000	1	3	4	2.4	0	4	1	0	0	2	1.7	
UTAH VALLEY	12/11/10	10	0-3	.000	0-1	.000	3-5	.600	1	0	1	2.3	1	0	3	0	0	3	1.9	
GEORGIA SOUTHERN	12/14/10	17	1-3	.333	0-1	.000	4-4	1.000	0	4	4	2.4	0	2	1	0	1	6	2.3	
at Oklahoma	12/18/10	7	0-2	.000	0-1	.000	0-0	.000	0	3	3	2.5	1	2	0	0	1	0	2.1	
at Miami	12/21/10	2	0-0	.000	0-0	.000	0-0	.000	0	0	0	2.3	0	0	0	0	0	0	1.9	
ST. FRANCIS (PA.)	12/23/10	* 20	2-7	.286	1-2	.500	0-2	.000	2	6	8	2.8	1	6	1	0	2	5	2.2	
DEPAUL UNIVERSITY	12/28/10	7	0-0	.000	0-0	.000	0-0	.000	1	1	2	2.7	1	0	0	0	0	0	2.0	
at Villanova	01/09/11	4	0-1	.000	0-0	.000	0-0	.000	0	0	0	2.5	0	1	2	0	0	0	1.9	
USF	01/12/11	3	0-0	.000	0-0	.000	1-2	.500	0	0	0	2.3	0	0	0	0	0	1	1.8	
Totals		1	164	6-37	.162	3-17	.176	12-21	.571	9	26	35	2.3	9	18	10	1	5	27	1.8

2009-10-11 GAME-BY-GAME STATISTICS

Opponent	Date	GS	Min	FG-FGA	Pct	3FG-FGA	Pct	FT-FTA	Pct	O-D-T	A	TO	BLK	Stl	Pts
PRAIRIE VIEW	11/16	3	0-0	.000	0-0	.000	0-0	.000	0-0-0	0	0	0	0	0	0
TOLEDO	11/18	13	2-3	.667	1-2	.500	0-0	.000	0-5-5	2	0	0	1	5	
vs. Vanderbilt	11/23	8	2-2	1.000	0-0	.000	0-0	.000	0-1-1	1	1	0	0	4	
vs. Maryland	11/24	16	1-3	.333	0-2	.000	0-1	.000	0-4-4	1	1	0	1	2	
vs. Gonzaga	11/25	2	0-1	.000	0-1	.000	0-0	.000	0-1-1	0	0	0	0	0	
TEXAS SOUTHERN	12/1	23	2-6	.333	0-3	.000	6-9	.667	0-7-7	3	0	0	1	10	
MIAMI (OH)	12/10	* 6	0-1	.000	0-1	.000	0-0	.000	0-2-2	0	1	0	1	0	
at Xavier	12/13	3	0-0	.000	0-0	.000	0-0	.000	0-0-0	0	0	0	0	0	
at UAB	12/16					DNP									
LIPSCOMB	12/19	16	2-5	.400	2-5	.400	0-0	.000	0-3-3	2	2	0	0	6	
WINTHROP	12/22	8	1-1	1.000	1-1	1.000	0-0	.000	1-2-3	0	1	0	0	3	
CONNECTICUT	12/30					DNP									
at Rutgers	1/2					DNP									
PITTSBURGH	1/4					DNP									
CAL STATE BAKERSFIELD	1/6	15	3-6	.500	3-5	.600	0-1	.000	1-4-5	2	1	0	1	9	
at Seton Hall	1/9					DNP									
at St. John's	1/13	3	0-0	.000	0-0	.000	2-2	1.000	0-3-3	0	0	0	0	2	
NOTRE DAME	1/16	12	2-4	.500	1-3	.333	0-0	.000	0-0-0	1	0	0	0	5	
USF	1/20	* 35	6-8	.750	1-2	.500	2-3	.667	0-4-4	5	0	1	0	15	
at Louisville	1/24	* 21	1-4	.250	1-3	.333	0-0	.000	3-2-5	0	2	0	0	3	
PROVIDENCE	1/30	9	1-3	.333	0-0	.000	4-6	.667	1-2-3	1	0	0	0	6	
at Notre Dame	2/4	10	0-0	.000	0-0	.000	1-2	.500	1-0-1	1	1	0	0	1	
SYRACUSE	2/7	3	0-0	.000	0-0	.000	0-0	.000	0-0-0	0	1	0	0	0	
at Connecticut	2/13					DNP									
at USF	2/16	9	1-2	.500	0-0	.000	0-0	.000	0-1-1	0	2	0	0	2	
MARQUETTE	2/21					DNP									
DEPAUL	2/24					DNP									
at West Virginia	2/27					DNP									
VILLANOVA	3/2	9	2-4	.500	1-3	.333	0-0	.000	0-1-1	1	0	0	0	5	
at Georgetown	3/6	14	0-4	.000	0-2	.000	0-2	.000	1-2-3	0	0	0	1	0	
vs. Rutgers	3/9	* 29	4-8	.500	3-6	.500	2-3	.667	3-2-5	1	1	0	0	13	
vs. Louisville	3/10	* 28	3-5	.600	0-1	.000	2-3	.667	7-2-9	3	1	0	2	8	
vs. West Virginia	3/11	* 11	0-2	.000	0-0	.000	0-0	.000	1-0-1	0	1	0	0	0	
WEBER STATE	3/17	* 29	2-6	.333	1-4	.250	1-1	1.000	1-4-5	2	2	0	1	6	
DAYTON	3/22	* 7	2-4	.500	2-3	.667	0-0	.000	1-0-1	0	1	0	0	6	
Totals		8	342	37-82	.451	17-47	.362	20-33	.606	21-52-73	26	19	1	9	111

CAREER STATISTICS

2009-10	26-8	342/13.2	37-82	.451	17-47	.362	20-33	.606	21	52	73	2.8	22	0	26	19	1	9	111	4.3
2010-11	15-1	164/10.9	6-37	.162	3-17	.176	12-21	.571	9	26	35	2.3	9	0	18	10	1	5	27	1.8
TOTAL	41-9	506/12.3	43-119	.361	20-64	.313	32-54	.593	30	78	108	2.6	31	0	44	29	2	14	138	3.4

2010-11 Cincinnati Basketball
Cincinnati Combined Team Statistics (as of Jan 15, 2011)
All games

RECORD:	OVERALL	HOME	AWAY	NEUTRAL
ALL GAMES	16-2	12-0	3-2	1-0
CONFERENCE	3-2	3-0	0-2	0-0
NON-CONFERENCE	13-0	9-0	3-0	1-0

##	Player	gp-gs	min	avg	Total		3-Point		F-Throw		Rebounds				pf	dq	a	to	blk	stl	pts	avg
					fg-fga	fg%	3fg-fga	3fg%	ft-fta	ft%	off	def	tot	avg								
01	WRIGHT, Cashmere	18-17	421	23.4	47-113	.416	18-49	.367	52-68	.765	3	36	39	2.2	31	0	67	30	2	29	164	9.1
02	TYREE, Eddie	4-0	8	2.0	1-1	1.000	0-0	.000	0-1	.000	0	0	0	0.0	2	0	0	1	0	0	2	0.5
03	DIXON, Dion	18-17	490	27.2	77-177	.435	25-72	.347	52-71	.732	23	36	59	3.3	22	0	32	17	1	19	231	12.8
05	JACKSON, Justin	18-0	201	11.2	14-28	.500	1-3	.333	7-19	.368	12	28	40	2.2	33	0	13	13	9	13	36	2.0
10	EPENSTEINER, Alex	4-0	7	1.8	0-1	.000	0-0	.000	2-2	1.000	0	0	0	0.0	0	0	0	0	0	1	2	0.5
11	DAVIS, Larry	18-1	285	15.8	33-74	.446	22-47	.468	12-17	.706	10	9	19	1.1	19	0	17	16	0	12	100	5.6
15	WILKS, Darnell	18-2	275	15.3	22-57	.386	4-21	.190	23-33	.697	23	27	50	2.8	38	0	24	15	7	15	71	3.9
22	BISHOP, Rashad	18-16	430	23.9	48-116	.414	19-55	.345	26-29	.897	16	46	62	3.4	23	0	27	17	6	18	141	7.8
23	KILPATRICK, Sean	18-1	363	20.2	61-132	.462	29-68	.426	30-45	.667	20	35	55	3.1	22	0	29	19	1	15	181	10.1
25	McBRIDE, Anthony	4-0	8	2.0	0-2	.000	0-1	.000	0-0	.000	0	1	1	0.3	0	0	1	0	0	0	0	0.0
30	McCLAIN, Anthony	14-1	88	6.3	7-15	.467	0-0	.000	9-15	.600	14	11	25	1.8	10	0	2	4	2	0	23	1.6
32	THOMAS, Ibrahim	18-17	370	20.6	45-96	.469	2-18	.111	28-50	.560	47	68	115	6.4	49	3	15	15	9	12	120	6.7
34	GATES, Yancy	18-17	490	27.2	88-179	.492	1-7	.143	29-56	.518	44	77	121	6.7	35	1	25	29	26	17	206	11.4
44	PARKER, JaQuon	15-1	164	10.9	6-37	.162	3-17	.176	12-21	.571	9	26	35	2.3	9	0	18	10	1	5	27	1.8
Team											22	22	44		2		6					
Total.....		18	3600		449-1028	.437	124-358	.346	282-427	.660	243	422	665	36.9	295	4	270	192	64	156	1304	72.4
Opponents.....		18	3600		363-924	.393	77-258	.298	209-295	.708	171	394	565	31.4	340	-	185	292	53	98	1012	56.2

TEAM STATISTICS	CIN	OPP	Date	Opponent	Score	Att.
SCORING	1304	1012	11/15/10	MOUNT ST. MARY'S	w 69-59	4083
Points per game	72.4	56.2	11/20/10	IPFW	w 65-59	4491
Scoring margin	+16.2	-	11/22/10	FLORIDA A&M	w 76-51	4116
FIELD GOALS-ATT	449-1028	363-924	11/24/10	SAVANNAH STATE	w 54-41	3949
Field goal pct	.437	.393	11/27/10	vs Dayton	w 68-34	6016
3 POINT FG-ATT	124-358	77-258	12/01/10	WRIGHT STATE	w 77-69	5871
3-point FG pct	.346	.298	12/04/10	at TOLEDO	w 81-47	5332
3-pt FG made per game	6.9	4.3	12/11/10	UTAH VALLEY	w 92-72	5054
FREE THROWS-ATT	282-427	209-295	12/14/10	GEORGIA SOUTHERN	w 99-54	0
Free throw pct	.660	.708	12/18/10	at Oklahoma	w 66-56	10625
F-Throws made per game	15.7	11.6	12/21/10	at Miami	w 64-48	3297
REBOUNDS	665	565	12/23/10	ST. FRANCIS (PA.)	w 94-58	5504
Rebounds per game	36.9	31.4	* 12/28/10	DEPAUL UNIVERSITY	w 76-60	7795
Rebounding margin	+5.6	-	* 12/31/10	SETON HALL	w 70-53	5530
ASSISTS	270	185	01/06/11	XAVIER UNIVERSITY	w 66-46	13176
Assists per game	15.0	10.3	* 01/09/11	at Villanova	L 61-72	6500
TURNOVERS	192	292	* 01/12/11	USF	w 74-66	6201
Turnovers per game	10.7	16.2	* 1/15/11	at Syracuse	L 52-67	24338
Turnover margin	+5.6	-				
Assist/turnover ratio	1.4	0.6		* - Conference game		
STEALS	156	98				
Steals per game	8.7	5.4				
BLOCKS	64	53				
Blocks per game	3.6	2.9				
ATTENDANCE	65770	56108				
Home games-Avg/Game	12-5481	5-10018				
Neutral site-Avg/Game	-	1-6016				

Score by Periods	1st	2nd	Totals
Cincinnati	690	614	1304
Opponents	472	540	1012

2010-11 Cincinnati Basketball
Cincinnati Extended Season Box Score (as of Jan 15, 2011)
All games

RECORD:	OVERALL	HOME	AWAY	NEUTRAL
ALL GAMES	16-2	12-0	3-2	1-0
CONFERENCE	3-2	3-0	0-2	0-0
NON-CONFERENCE	13-0	9-0	3-0	1-0

##	Player	gp-gs	min	avg	Total		3-Point		F-Throw		Rebounds				pf	dq	a	a/g	to	to/g	a/to	blk	blk/g	stl	stl/g	pts	avg
					fg-fga	fg%	3fg-fga	3fg%	ft-fga	ft%	off	def	tot	avg													
01	WRIGHT, Cashmere	18-17	421	23.4	47-113	.416	18-49	.367	52-68	.765	3	36	39	2.2	31	0	67	3.72	30	1.67	2.23	2	0.11	29	1.61	164	9.1
02	TYREE, Eddie	4-0	8	2.0	1-1	1.000	0-0	.000	0-1	.000	0	0	0	0.0	2	0	0	0.00	1	0.25	0.00	0	0.00	0	0.00	2	0.5
03	DIXON, Dion	18-17	490	27.2	77-177	.435	25-72	.347	52-71	.732	23	36	59	3.3	22	0	32	1.78	17	0.94	1.88	1	0.06	19	1.06	231	12.8
05	JACKSON, Justin	18-0	201	11.2	14-28	.500	1-3	.333	7-19	.368	12	28	40	2.2	33	0	13	0.72	13	0.72	1.00	9	0.50	13	0.72	36	2.0
10	EPPENSTEINER, Alex	4-0	7	1.8	0-1	.000	0-0	.000	2-2	1.000	0	0	0	0.0	0	0	0	0.00	0	0.00	0.00	0	0.00	1	0.25	2	0.5
11	DAVIS, Larry	18-1	285	15.8	33-74	.446	22-47	.468	12-17	.706	10	9	19	1.1	19	0	17	0.94	16	0.89	1.06	0	0.00	12	0.67	100	5.6
15	WILKS, Darnell	18-2	275	15.3	22-57	.386	4-21	.190	23-33	.697	23	27	50	2.8	38	0	24	1.33	15	0.83	1.60	7	0.39	15	0.83	71	3.9
22	BISHOP, Rashad	18-16	430	23.9	48-116	.414	19-55	.345	26-29	.897	16	46	62	3.4	23	0	27	1.50	17	0.94	1.59	6	0.33	18	1.00	141	7.8
23	KILPATRICK, Sean	18-1	363	20.2	61-132	.462	29-68	.426	30-45	.667	20	35	55	3.1	22	0	29	1.61	19	1.06	1.53	1	0.06	15	0.83	181	10.1
25	McBRIDE, Anthony	4-0	8	2.0	0-2	.000	0-1	.000	0-0	.000	0	1	1	0.3	0	0	1	0.25	0	0.00	99.00	0	0.00	0	0.00	0	0.0
30	McCLAIN, Anthony	14-1	88	6.3	7-15	.467	0-0	.000	9-15	.600	14	11	25	1.8	10	0	2	0.14	4	0.29	0.50	2	0.14	0	0.00	23	1.6
32	THOMAS, Ibrahima	18-17	370	20.6	45-96	.469	2-18	.111	28-50	.560	47	68	115	6.4	49	3	15	0.83	15	0.83	1.00	9	0.50	12	0.67	120	6.7
34	GATES, Yancy	18-17	490	27.2	88-179	.492	1-7	.143	29-56	.518	44	77	121	6.7	35	1	25	1.39	29	1.61	0.86	26	1.44	17	0.94	206	11.4
44	PARKER, JaQuon	15-1	164	10.9	6-37	.162	3-17	.176	12-21	.571	9	26	35	2.3	9	0	18	1.20	10	0.67	1.80	1	0.07	5	0.33	27	1.8
Total.....		18	3600		449-1028	.437	124-358	.346	282-427	.660	243	422	665	36.9	295	4	270	15.00	192	10.67	1.41	64	3.56	156	8.67	1304	72.4
Opponents.....		18	3600		363-924	.393	77-258	.298	209-295	.708	171	394	565	31.4	340	-	185	10.28	292	16.22	0.63	53	2.94	98	5.44	1012	56.2

Score by Periods	1st	2nd	Totals
Cincinnati	690	614	1304
Opponents	472	540	1012

2010-11 Cincinnati Basketball
Cincinnati Season/Career Statistics (as of Jan 15, 2011)
All games

SEASON STATISTICS

CAREER STATISTICS

SUMMARY	gp-gs	min/g	fg%	3fg%	ft%	r/g	a/g	stl	blk	pts/g	gp-gs	min/g	fg%	3fg%	ft%	r/g	a/g	stl	blk	pts/g
WRIGHT, Cashmere	18-17	23.4	.416	.367	.765	2.2	3.7	29	2	9.1	52-28	20.2	.379	.303	.682	2.1	2.6	54	2	6.7
TYREE, Eddie	4-0	2.0	1.000	.000	.000	0.0	0.0	0	0	0.5	7-0	1.9	1.000	.000	.000	0.0	0.0	0	0	0.6
DIXON, Dion	18-17	27.2	.435	.347	.732	3.3	1.8	19	1	12.8	83-23	20.6	.385	.294	.714	2.7	1.3	51	8	7.5
JACKSON, Justin	18-0	11.2	.500	.333	.368	2.2	0.7	13	9	2.0	18-0	11.2	.500	.333	.368	2.2	0.7	13	9	2.0
EPPENSTEINER, Alex	4-0	1.8	.000	.000	1.000	0.0	0.0	1	0	0.5	10-0	1.7	.000	.000	.500	0.0	0.2	1	0	0.2
DAVIS, Larry	18-1	15.8	.446	.468	.706	1.1	0.9	12	0	5.6	115-36	15.8	.371	.330	.686	1.3	0.9	51	7	4.9
WILKS, Darnell	18-2	15.3	.386	.190	.697	2.8	1.3	15	7	3.9	99-4	9.5	.459	.325	.545	1.7	0.6	39	28	2.7
BISHOP, Rashad	18-16	23.9	.414	.345	.897	3.4	1.5	18	6	7.8	112-86	25.3	.437	.306	.660	3.8	1.8	96	44	6.6
KILPATRICK, Sean	18-1	20.2	.462	.426	.667	3.1	1.6	15	1	10.1	18-1	20.2	.462	.426	.667	3.1	1.6	15	1	10.1
McBRIDE, Anthony	4-0	2.0	.000	.000	.000	0.3	0.3	0	0	0.0	4-0	2.0	.000	.000	.000	0.3	0.3	0	0	0.0
McCLAIN, Anthony	14-1	6.3	.467	.000	.600	1.8	0.1	0	2	1.6	85-4	7.2	.486	.000	.506	2.1	0.1	4	57	2.1
THOMAS, Ibrahima	18-17	20.6	.469	.111	.560	6.4	0.8	12	9	6.7	46-39	19.2	.418	.204	.549	5.8	0.5	21	28	6.1
GATES, Yancy	18-17	27.2	.492	.143	.518	6.7	1.4	17	26	11.4	85-59	25.5	.498	.143	.570	6.2	0.8	52	88	10.7
PARKER, JaQuon	15-1	10.9	.162	.176	.571	2.3	1.2	5	1	1.8	41-9	12.3	.361	.313	.593	2.6	1.1	14	2	3.4

SCORING	fg-fga	fg%	3fg-fga	3fg%	ft-fta	ft%	pts	pts/g	fg-fga	fg%	3fg-fga	3fg%	ft-fta	ft%	pts	pts/g
WRIGHT, Cashmere	47-113	.416	18-49	.367	52-68	.765	164	9.1	111-293	.379	36-119	.303	90-132	.682	348	6.7
TYREE, Eddie	1-1	1.000	0-0	.000	0-1	.000	2	0.5	2-2	1.000	0-0	.000	0-1	.000	4	0.6
DIXON, Dion	77-177	.435	25-72	.347	52-71	.732	231	12.8	207-538	.385	75-255	.294	137-192	.714	626	7.5
JACKSON, Justin	14-28	.500	1-3	.333	7-19	.368	36	2.0	14-28	.500	1-3	.333	7-19	.368	36	2.0
EPPENSTEINER, Alex	0-1	.000	0-0	.000	2-2	1.000	2	0.5	0-4	.000	0-1	.000	2-4	.500	2	0.2
DAVIS, Larry	33-74	.446	22-47	.468	12-17	.706	100	5.6	202-545	.371	106-321	.330	48-70	.686	558	4.9
WILKS, Darnell	22-57	.386	4-21	.190	23-33	.697	71	3.9	102-222	.459	26-80	.325	36-66	.545	266	2.7
BISHOP, Rashad	48-116	.414	19-55	.345	26-29	.897	141	7.8	279-639	.437	76-248	.306	103-156	.660	737	6.6
KILPATRICK, Sean	61-132	.462	29-68	.426	30-45	.667	181	10.1	61-132	.462	29-68	.426	30-45	.667	181	10.1
McBRIDE, Anthony	0-2	.000	0-1	.000	0-0	.000	0	0.0	0-2	.000	0-1	.000	0-0	.000	0	0.0
McCLAIN, Anthony	7-15	.467	0-0	.000	9-15	.600	23	1.6	69-142	.486	0-0	.000	39-77	.506	177	2.1
THOMAS, Ibrahima	45-96	.469	2-18	.111	28-50	.560	120	6.7	99-237	.418	10-49	.204	73-133	.549	281	6.1
GATES, Yancy	88-179	.492	1-7	.143	29-56	.518	206	11.4	388-779	.498	2-14	.143	130-228	.570	908	10.7
PARKER, JaQuon	6-37	.162	3-17	.176	12-21	.571	27	1.8	43-119	.361	20-64	.313	32-54	.593	138	3.4

TOTALS	o-reb	d-reb	t-reb	pf	fo	ast	to	a/to	o-reb	d-reb	t-reb	pf	fo	ast	to	a/to
WRIGHT, Cashmere	3	36	39	31	0	67	30	2.2	22	85	107	93	0	136	82	1.7
TYREE, Eddie	0	0	0	2	0	0	1	0.0	0	0	0	3	0	0	2	0.0
DIXON, Dion	23	36	59	22	0	32	17	1.9	91	134	225	114	1	112	83	1.3
JACKSON, Justin	12	28	40	33	0	13	13	1.0	12	28	40	33	0	13	13	1.0
EPPENSTEINER, Alex	0	0	0	0	0	0	0	0.0	0	0	0	1	0	2	1	2.0
DAVIS, Larry	10	9	19	19	0	17	16	1.1	58	87	145	156	3	106	103	1.0
WILKS, Darnell	23	27	50	38	0	24	15	1.6	70	96	166	156	1	61	68	0.9
BISHOP, Rashad	16	46	62	23	0	27	17	1.6	130	301	431	196	5	206	142	1.5
KILPATRICK, Sean	20	35	55	22	0	29	19	1.5	20	35	55	22	0	29	19	1.5
McBRIDE, Anthony	0	1	1	0	0	1	0	0.0	0	1	1	0	0	1	0	0.0
McCLAIN, Anthony	14	11	25	10	0	2	4	0.5	85	97	182	82	2	11	35	0.3
THOMAS, Ibrahima	47	68	115	49	3	15	15	1.0	98	169	267	115	6	22	40	0.6
GATES, Yancy	44	77	121	35	1	25	29	0.9	222	302	524	195	1	69	118	0.6
PARKER, JaQuon	9	26	35	9	0	18	10	1.8	30	78	108	31	0	44	29	1.5

2010-11 Cincinnati Basketball
Cincinnati Game-by-Game Highs (as of Jan 15, 2011)
All games

Opponent	Date	Score	Points	Rebounds	Assists	Steals	Blocked shots
MOUNT ST. MARY'S	11/15/10	69-59	21-KILPATRICK, Sean	10-GATES, Yancy	4-WRIGHT, Cashmer	3-JACKSON, Justin WRIGHT, Cashmere	2-JACKSON, Justin
IPFW	11/20/10	65-59	13-KILPATRICK, Sean GATES, Yancy	9-THOMAS, Ibrahima	4-WRIGHT, Cashmer	4-WRIGHT, Cashmer	1-BISHOP, Rashad KILPATRICK, Sean GATES, Yancy
FLORIDA A&M	11/22/10	76-51	18-WRIGHT, Cashmer	11-GATES, Yancy	8-WRIGHT, Cashmer	2-WRIGHT, Cashmer GATES, Yancy	4-GATES, Yancy
SAVANNAH STATE	11/24/10	54-41	12-GATES, Yancy	9-GATES, Yancy	3-WRIGHT, Cashmer GATES, Yancy DIXON, Dion	3-BISHOP, Rashad	1-WILKS, Darnell BISHOP, Rashad GATES, Yancy
vs Dayton	11/27/10	68-34	20-DIXON, Dion	8-THOMAS, Ibrahima	5-WILKS, Darnell WRIGHT, Cashmere	2-DAVIS, Larry DIXON, Dion	2-JACKSON, Justin McCLAIN, Anthony
WRIGHT STATE	12/01/10	77-69	26-KILPATRICK, Sean	7-GATES, Yancy BISHOP, Rashad	3-KILPATRICK, Sean DAVIS, Larry WRIGHT, Cashmere	2-JACKSON, Justin KILPATRICK, Sean	3-GATES, Yancy
at TOLEDO	12/04/10	81-47	17-DIXON, Dion	8-THOMAS, Ibrahima	4-WRIGHT, Cashmer PARKER, JaQuon BISHOP, Rashad	3-DAVIS, Larry	1-WILKS, Darnell GATES, Yancy BISHOP, Rashad
UTAH VALLEY	12/11/10	92-72	17-BISHOP, Rashad	12-THOMAS, Ibrahim	4-DIXON, Dion	5-WILKS, Darnell	2-GATES, Yancy
GEORGIA SOUTHERN	12/14/10	99-54	12-GATES, Yancy THOMAS, Ibrahima DIXON, Dion BISHOP, Rashad	8-WILKS, Darnell	7-WRIGHT, Cashmer	2-BISHOP, Rashad THOMAS, Ibrahima	3-GATES, Yancy
at Oklahoma	12/18/10	66-56	12-DIXON, Dion WRIGHT, Cashmere	7-GATES, Yancy	2-BISHOP, Rashad WRIGHT, Cashmere PARKER, JaQuon	3-DIXON, Dion BISHOP, Rashad	None
at Miami	12/21/10	64-48	23-DIXON, Dion	13-THOMAS, Ibrahim	3-WRIGHT, Cashmer	3-WRIGHT, Cashmer	2-GATES, Yancy WRIGHT, Cashmere
ST. FRANCIS (PA.)	12/23/10	94-58	21-KILPATRICK, Sean	8-PARKER, JaQuon	6-PARKER, JaQuon	4-GATES, Yancy	1-BISHOP, Rashad THOMAS, Ibrahima GATES, Yancy JACKSON, Justin
DEPAUL UNIVERSITY	12/28/10	76-60	20-DAVIS, Larry	10-THOMAS, Ibrahim	4-WRIGHT, Cashmer	2-DIXON, Dion GATES, Yancy WILKS, Darnell	2-GATES, Yancy THOMAS, Ibrahima
SETON HALL	12/31/10	70-53	14-KILPATRICK, Sean	9-THOMAS, Ibrahima	6-DIXON, Dion	2-WRIGHT, Cashmer BISHOP, Rashad	2-GATES, Yancy
XAVIER UNIVERSITY	01/06/11	66-46	22-GATES, Yancy	14-GATES, Yancy	4-WRIGHT, Cashmer	2-DIXON, Dion	2-GATES, Yancy WILKS, Darnell
at Villanova	01/09/11	61-72	14-BISHOP, Rashad	9-GATES, Yancy	3-BISHOP, Rashad KILPATRICK, Sean	3-BISHOP, Rashad KILPATRICK, Sean	1-JACKSON, Justin
USF	01/12/11	74-66	18-KILPATRICK, Sean	6-DIXON, Dion	5-WRIGHT, Cashmer	4-WILKS, Darnell	1-JACKSON, Justin
at Syracuse	1/15/11	52-67	18-DIXON, Dion	8-THOMAS, Ibrahima	4-WRIGHT, Cashmer	3-DIXON, Dion	None

2010-11 Cincinnati Basketball
Cincinnati Category Leaders (as of Jan 15, 2011)
All games

Points	G	Pts	Pts/G	Scoring Average	G	Pts	Avg/G
DIXON, Dion	18	231	12.8	DIXON, Dion	18	231	12.8
GATES, Yancy	18	206	11.4	GATES, Yancy	18	206	11.4
KILPATRICK, Sean	18	181	10.1	KILPATRICK, Sean	18	181	10.1
WRIGHT, Cashmere	18	164	9.1	WRIGHT, Cashmere	18	164	9.1
BISHOP, Rashad	18	141	7.8	BISHOP, Rashad	18	141	7.8
THOMAS, Ibrahima	18	120	6.7	THOMAS, Ibrahima	18	120	6.7
DAVIS, Larry	18	100	5.6	DAVIS, Larry	18	100	5.6
WILKS, Darnell	18	71	3.9	WILKS, Darnell	18	71	3.9
JACKSON, Justin	18	36	2.0	JACKSON, Justin	18	36	2.0
PARKER, JaQuon	15	27	1.8	PARKER, JaQuon	15	27	1.8
McCLAIN, Anthony	14	23	1.6	McCLAIN, Anthony	14	23	1.6
TYREE, Eddie	4	2	0.5	EPPENSTEINER, Alex	4	2	0.5
EPPENSTEINER, Alex	4	2	0.5	TYREE, Eddie	4	2	0.5

FG Percentage	FG	Att	Pct	Field Goal Attempts	G	Att	Att/G
TYREE, Eddie	1	1	1.000	GATES, Yancy	18	179	9.9
JACKSON, Justin	14	28	.500	DIXON, Dion	18	177	9.8
GATES, Yancy	88	179	.492	KILPATRICK, Sean	18	132	7.3
THOMAS, Ibrahima	45	96	.469	BISHOP, Rashad	18	116	6.4
McCLAIN, Anthony	7	15	.467	WRIGHT, Cashmere	18	113	6.3
KILPATRICK, Sean	61	132	.462	Field Goals Made	G	Made	Made/G
DAVIS, Larry	33	74	.446	GATES, Yancy	18	88	4.9
DIXON, Dion	77	177	.435	DIXON, Dion	18	77	4.3
WRIGHT, Cashmere	47	113	.416	KILPATRICK, Sean	18	61	3.4
BISHOP, Rashad	48	116	.414	BISHOP, Rashad	18	48	2.7
WILKS, Darnell	22	57	.386	WRIGHT, Cashmere	18	47	2.6
PARKER, JaQuon	6	37	.162	Field Goals Made	G	Made	Made/G

3-Point Percentage	3FG	Att	Pct	3-Point FG Attempts	G	Att	Att/G
DAVIS, Larry	22	47	.468	DIXON, Dion	18	72	4.0
KILPATRICK, Sean	29	68	.426	KILPATRICK, Sean	18	68	3.8
WRIGHT, Cashmere	18	49	.367	BISHOP, Rashad	18	55	3.1
DIXON, Dion	25	72	.347	WRIGHT, Cashmere	18	49	2.7
BISHOP, Rashad	19	55	.345	DAVIS, Larry	18	47	2.6
JACKSON, Justin	1	3	.333	3-Point FG Made	G	Made	Made/G
WILKS, Darnell	4	21	.190	KILPATRICK, Sean	18	29	1.6
PARKER, JaQuon	3	17	.176	DIXON, Dion	18	25	1.4
GATES, Yancy	1	7	.143	DAVIS, Larry	18	22	1.2
THOMAS, Ibrahima	2	18	.111	BISHOP, Rashad	18	19	1.1
McBRIDE, Anthony	0	1	.000	WRIGHT, Cashmere	18	18	1.0

Free Throw Percent	FG	Att	Pct	Free Throw Attempts	G	Att	Att/G
EPPENSTEINER, Alex	2	2	1.000	DIXON, Dion	18	71	3.9
BISHOP, Rashad	26	29	.897	WRIGHT, Cashmere	18	68	3.8
WRIGHT, Cashmere	52	68	.765	GATES, Yancy	18	56	3.1
DIXON, Dion	52	71	.732	THOMAS, Ibrahima	18	50	2.8
DAVIS, Larry	12	17	.706	KILPATRICK, Sean	18	45	2.5
WILKS, Darnell	23	33	.697	Free Throws Made	G	Made	Made/G
KILPATRICK, Sean	30	45	.667	WRIGHT, Cashmere	18	52	2.9
McCLAIN, Anthony	9	15	.600	DIXON, Dion	18	52	2.9
PARKER, JaQuon	12	21	.571	KILPATRICK, Sean	18	30	1.7
THOMAS, Ibrahima	28	50	.560	GATES, Yancy	18	29	1.6
GATES, Yancy	29	56	.518	THOMAS, Ibrahima	18	28	1.6
JACKSON, Justin	7	19	.368				

2010-11 Cincinnati Basketball
Cincinnati Category Leaders (as of Jan 15, 2011)
All games

<u>Rebounds</u>	<u>G</u>	<u>Reb</u>	<u>Reb/G</u>
GATES, Yancy	18	121	6.7
THOMAS, Ibrahima	18	115	6.4
BISHOP, Rashad	18	62	3.4
DIXON, Dion	18	59	3.3
KILPATRICK, Sean	18	55	3.1

<u>Assists</u>	<u>G</u>	<u>No.</u>	<u>Ast/G</u>
WRIGHT, Cashmere	18	67	3.7
DIXON, Dion	18	32	1.8
KILPATRICK, Sean	18	29	1.6
BISHOP, Rashad	18	27	1.5
GATES, Yancy	18	25	1.4

<u>Rebound Average</u>	<u>G</u>	<u>Reb</u>	<u>Avg/G</u>
GATES, Yancy	18	121	6.7
THOMAS, Ibrahima	18	115	6.4
BISHOP, Rashad	18	62	3.4
DIXON, Dion	18	59	3.3
KILPATRICK, Sean	18	55	3.1

<u>Steals</u>	<u>G</u>	<u>No.</u>	<u>Stl/G</u>
WRIGHT, Cashmere	18	29	1.6
DIXON, Dion	18	19	1.1
BISHOP, Rashad	18	18	1.0
GATES, Yancy	18	17	0.9
WILKS, Darnell	18	15	0.8
KILPATRICK, Sean	18	15	0.8

<u>Offensive Rebounds</u>	<u>G</u>	<u>No.</u>	<u>Avg/G</u>
THOMAS, Ibrahima	18	47	2.6
GATES, Yancy	18	44	2.4
DIXON, Dion	18	23	1.3
WILKS, Darnell	18	23	1.3
KILPATRICK, Sean	18	20	1.1

<u>Blocked Shots</u>	<u>G</u>	<u>No.</u>	<u>Blk/G</u>
GATES, Yancy	18	26	1.4
JACKSON, Justin	18	9	0.5
THOMAS, Ibrahima	18	9	0.5
WILKS, Darnell	18	7	0.4
BISHOP, Rashad	18	6	0.3

<u>Defensive Rebounds</u>	<u>G</u>	<u>No.</u>	<u>Avg/G</u>
GATES, Yancy	18	77	4.3
THOMAS, Ibrahima	18	68	3.8
BISHOP, Rashad	18	46	2.6
DIXON, Dion	18	36	2.0
WRIGHT, Cashmere	18	36	2.0

<u>Minutes</u>	<u>G</u>	<u>No.</u>	<u>Min/G</u>
DIXON, Dion	18	490	27.2
GATES, Yancy	18	490	27.2
BISHOP, Rashad	18	430	23.9
WRIGHT, Cashmere	18	421	23.4
THOMAS, Ibrahima	18	370	20.6

<u>Fouls</u>	<u>G</u>	<u>No.</u>	<u>Per/G</u>
THOMAS, Ibrahima	18	49	2.7
WILKS, Darnell	18	38	2.1
GATES, Yancy	18	35	1.9
JACKSON, Justin	18	33	1.8
WRIGHT, Cashmere	18	31	1.7

<u>Turnovers</u>	<u>G</u>	<u>No.</u>	<u>TO/G</u>
WRIGHT, Cashmere	18	30	1.7
GATES, Yancy	18	29	1.6
KILPATRICK, Sean	18	19	1.1
BISHOP, Rashad	18	17	0.9
DIXON, Dion	18	17	0.9

<u>Foulsouts</u>	<u>G</u>	<u>No.</u>
THOMAS, Ibrahima	18	3
GATES, Yancy	18	1

2010-11 Cincinnati Basketball
Cincinnati Team High/Low Analysis (as of Jan 15, 2011)
All games

Cincinnati - TEAM GAME HIGHS

POINTS	99	GEORGIA SOUTHERN (12/14/10)
	94	ST. FRANCIS (PA.) (12/23/10)
	92	UTAH VALLEY (12/11/10)
	81	at TOLEDO (12/04/10)
	77	WRIGHT STATE (12/01/10)
FIELD GOALS MADE	36	ST. FRANCIS (PA.) (12/23/10)
	35	GEORGIA SOUTHERN (12/14/10)
FIELD GOAL ATTEMPTS	69	ST. FRANCIS (PA.) (12/23/10)
	67	UTAH VALLEY (12/11/10)
FIELD GOAL PERCENTAGE	.556 (35-63)	GEORGIA SOUTHERN (12/14/10)
	.522 (36-69)	ST. FRANCIS (PA.) (12/23/10)
3 PT FIELD GOALS MADE	14	UTAH VALLEY (12/11/10)
	12	ST. FRANCIS (PA.) (12/23/10)
	12	FLORIDA A&M (11/22/10)
3 PT FG ATTEMPTS	29	at TOLEDO (12/04/10)
	28	at Syracuse (1/15/11)
	28	UTAH VALLEY (12/11/10)
3 PT FG PERCENTAGE	.500 (14-28)	UTAH VALLEY (12/11/10)
	.500 (12-24)	ST. FRANCIS (PA.) (12/23/10)
	.500 (6-12)	GEORGIA SOUTHERN (12/14/10)
FREE THROWS MADE	25	USF (01/12/11)
	23	GEORGIA SOUTHERN (12/14/10)
FREE THROW ATTEMPTS	35	USF (01/12/11)
	30	at Oklahoma (12/18/10)
	30	GEORGIA SOUTHERN (12/14/10)
	30	MOUNT ST. MARY'S (11/15/10)
FREE THROW PERCENTAGE	.938 (15-16)	XAVIER UNIVERSITY (01/06/11)
	.800 (16-20)	SETON HALL (12/31/10)
REBOUNDS	46	FLORIDA A&M (11/22/10)
	44	vs Dayton (11/27/10)
ASSISTS	26	GEORGIA SOUTHERN (12/14/10)
	23	ST. FRANCIS (PA.) (12/23/10)
STEALS	13	ST. FRANCIS (PA.) (12/23/10)
	12	UTAH VALLEY (12/11/10)
	12	MOUNT ST. MARY'S (11/15/10)
BLOCKED SHOTS	7	GEORGIA SOUTHERN (12/14/10)
	7	vs Dayton (11/27/10)
TURNOVERS	17	MOUNT ST. MARY'S (11/15/10)
	15	IPFW (11/20/10)
FOULS	23	at Villanova (01/09/11)
	21	at Oklahoma (12/18/10)

2010-11 Cincinnati Basketball
 Cincinnati High/Low Analysis (as of Jan 15, 2011)
 All games

Opponent - GAME HIGHS

POINTS	72		at Villanova (01/09/11)
	72		UTAH VALLEY (12/11/10)
	69		WRIGHT STATE (12/01/10)
	67		at Syracuse (1/15/11)
FIELD GOALS MADE	66		USF (01/12/11)
	27		at Syracuse (1/15/11)
FIELD GOAL ATTEMPTS	27		UTAH VALLEY (12/11/10)
	66		DEPAUL UNIVERSITY (12/28/10)
FIELD GOAL PERCENTAGE	60		vs Dayton (11/27/10)
	.563	(27-48)	at Syracuse (1/15/11)
3 PT FIELD GOALS MADE	.500	(26-52)	WRIGHT STATE (12/01/10)
	8		WRIGHT STATE (12/01/10)
3 PT FG ATTEMPTS	7		UTAH VALLEY (12/11/10)
	7		IPFW (11/20/10)
3 PT FG PERCENTAGE	22		at Oklahoma (12/18/10)
	20		at Miami (12/21/10)
FREE THROWS MADE	.500	(8-16)	WRIGHT STATE (12/01/10)
	.438	(7-16)	UTAH VALLEY (12/11/10)
FREE THROW ATTEMPTS	28		at Villanova (01/09/11)
	21		USF (01/12/11)
FREE THROW PERCENTAGE	33		at Villanova (01/09/11)
	26		at TOLEDO (12/04/10)
REBOUNDS	.923	(12-13)	ST. FRANCIS (PA.) (12/23/10)
	.917	(11-12)	UTAH VALLEY (12/11/10)
ASSISTS	41		at Syracuse (1/15/11)
	40		DEPAUL UNIVERSITY (12/28/10)
STEALS	40		vs Dayton (11/27/10)
	16		at Syracuse (1/15/11)
BLOCKED SHOTS	15		DEPAUL UNIVERSITY (12/28/10)
	12		IPFW (11/20/10)
TURNOVERS	9		SETON HALL (12/31/10)
	10		at Syracuse (1/15/11)
FOULS	8		at Villanova (01/09/11)
	22		ST. FRANCIS (PA.) (12/23/10)
	20		MOUNT ST. MARY'S (11/15/10)
	24		USF (01/12/11)
	24		GEORGIA SOUTHERN (12/14/10)

2010-11 Cincinnati Basketball
Cincinnati High/Low Analysis (as of Jan 15, 2011)
All games

Cincinnati - GAME LOWS

POINTS	52		at Syracuse (1/15/11)
	54		SAVANNAH STATE (11/24/10)
	61		at Villanova (01/09/11)
	64		at Miami (12/21/10)
	65		IPFW (11/20/10)
FIELD GOALS MADE	18		SAVANNAH STATE (11/24/10)
	18		at Syracuse (1/15/11)
FIELD GOAL ATTEMPTS	47		IPFW (11/20/10)
	48		USF (01/12/11)
FIELD GOAL PERCENTAGE	.305	(18-59)	at Syracuse (1/15/11)
	.340	(18-53)	SAVANNAH STATE (11/24/10)
3 PT FIELD GOALS MADE	2		at Villanova (01/09/11)
	3		IPFW (11/20/10)
	3		at Oklahoma (12/18/10)
3 PT FG ATTEMPTS	12		SAVANNAH STATE (11/24/10)
	12		GEORGIA SOUTHERN (12/14/10)
3 PT FG PERCENTAGE	.100	(2-20)	at Villanova (01/09/11)
	.176	(3-17)	IPFW (11/20/10)
	.176	(3-17)	at Oklahoma (12/18/10)
FREE THROWS MADE	5		at Syracuse (1/15/11)
	9		at TOLEDO (12/04/10)
FREE THROW ATTEMPTS	11		at Syracuse (1/15/11)
	15		at TOLEDO (12/04/10)
FREE THROW PERCENTAGE	.455	(5-11)	at Syracuse (1/15/11)
	.500	(10-20)	ST. FRANCIS (PA.) (12/23/10)
REBOUNDS	25		USF (01/12/11)
	27		WRIGHT STATE (12/01/10)
ASSISTS	7		at Miami (12/21/10)
	9		at Villanova (01/09/11)
STEALS	5		SETON HALL (12/31/10)
	5		at Syracuse (1/15/11)
BLOCKED SHOTS	0		at Oklahoma (12/18/10)
	0		at Syracuse (1/15/11)
TURNOVERS	6		at Syracuse (1/15/11)
	7		at Miami (12/21/10)
FOULS	10		ST. FRANCIS (PA.) (12/23/10)
	12		SAVANNAH STATE (11/24/10)
	12		WRIGHT STATE (12/01/10)

2010-11 Cincinnati Basketball
 Cincinnati High/Low Analysis (as of Jan 15, 2011)
 All games

Opponent - GAME LOWS

POINTS	34		vs Dayton (11/27/10)
	41		SAVANNAH STATE (11/24/10)
	46		XAVIER UNIVERSITY (01/06/11)
	47		at TOLEDO (12/04/10)
	48		at Miami (12/21/10)
FIELD GOALS MADE	12		vs Dayton (11/27/10)
	15		at TOLEDO (12/04/10)
	15		SETON HALL (12/31/10)
FIELD GOAL ATTEMPTS	42		SAVANNAH STATE (11/24/10)
	42		at Villanova (01/09/11)
FIELD GOAL PERCENTAGE	.200	(12-60)	vs Dayton (11/27/10)
	.306	(15-49)	at TOLEDO (12/04/10)
3 PT FIELD GOALS MADE	1		MOUNT ST. MARY'S (11/15/10)
	1		GEORGIA SOUTHERN (12/14/10)
	1		XAVIER UNIVERSITY (01/06/11)
3 PT FG ATTEMPTS	8		GEORGIA SOUTHERN (12/14/10)
	9		MOUNT ST. MARY'S (11/15/10)
	9		at TOLEDO (12/04/10)
3 PT FG PERCENTAGE	.100	(1-10)	XAVIER UNIVERSITY (01/06/11)
	.111	(1-9)	MOUNT ST. MARY'S (11/15/10)
FREE THROWS MADE	4		SAVANNAH STATE (11/24/10)
	5		DEPAUL UNIVERSITY (12/28/10)
FREE THROW ATTEMPTS	6		SAVANNAH STATE (11/24/10)
	9		IPFW (11/20/10)
FREE THROW PERCENTAGE	.417	(5-12)	DEPAUL UNIVERSITY (12/28/10)
	.538	(7-13)	GEORGIA SOUTHERN (12/14/10)
	.538	(7-13)	at Syracuse (1/15/11)
REBOUNDS	24		IPFW (11/20/10)
	26		ST. FRANCIS (PA.) (12/23/10)
	26		SETON HALL (12/31/10)
ASSISTS	4		XAVIER UNIVERSITY (01/06/11)
	6		FLORIDA A&M (11/22/10)
	6		vs Dayton (11/27/10)
STEALS	3		WRIGHT STATE (12/01/10)
	3		at TOLEDO (12/04/10)
	3		UTAH VALLEY (12/11/10)
	3		at Miami (12/21/10)
BLOCKED SHOTS	0		at TOLEDO (12/04/10)
	0		SETON HALL (12/31/10)
TURNOVERS	11		FLORIDA A&M (11/22/10)
	13		at Oklahoma (12/18/10)
	13		at Syracuse (1/15/11)
FOULS	11		at TOLEDO (12/04/10)
	12		at Syracuse (1/15/11)